

**ANALYSIS  
OF  
BUDGETED EXPENDITURE  
ON  
EDUCATION  
2004-05 To 2006-07**



**GOVERNMENT OF INDIA  
MINISTRY OF HUMAN RESOURCE DEVELOPMENT  
(DEPARTMENT OF HIGHER EDUCATION)  
PLANNING & MONITORING UNIT  
NEW DELHI  
2007**

**ANALYSIS**  
**OF**  
**BUDGETED EXPENDITURE**  
**ON EDUCATION**  
**2004-05 To 2006-07**



सत्यमेव जयते

GOVERNMENT OF INDIA  
MINISTRY OF HUMAN RESOURCE DEVELOPMENT  
(DEPARTMENT OF HIGHER EDUCATION)  
PLANNING & MONITORING UNIT  
NEW DELHI  
2007

**PROJECT TEAM**

**SHRI ANIL KAPOOR**

**DIRECTOR**

**MISS RUCHIKA GUPTA**

**DEPUTY DIRECTOR**

**SHRI RADHEY SHYAM**

**SENIOR INVESTIGATOR**

**SHRI V.S. NAGAR**

**SENIOR INVESTIGATOR**

**SMT. KALPANA KHANTWAL**

**U.D.C.**

**N.I.C. STAFF**

**Dr. V. V. S. MURTY**

**SENIOR TECHNICAL  
DIRECTOR**

**SHRI HARVINDER SINGH**

**SENIOR SYSTEM  
ANALYST**

## PREFACE

*This Publication brought out annually, analyses the Budget provisions made by the States/UTs and the Central Ministries for the development of education in their Budgets as placed before the Legislatures and Parliament. The present issue gives information in respect of actual expenditure for the year 2004-05, revised estimates of the expenditure for the year 2005-06 and the budget estimates for the year 2006-07. An analysis of the budget documents (Demands for Grants) for the year 2006-07 has also been presented in the document.*

*Total expenditure on education as incurred by the Centre, States and Union Territories have been taken into account. Effort is always made to take precaution against double counting of expenditure because the whole of actual expenditure, both central grant and State's share, under Centrally Sponsored Schemes (CSS) of Education Department is made by State/UTs and shown as such in their budget documents. The expenditure incurred on Centrally Sponsored Schemes of the department has been included in the Central Budget and has been excluded from the States' Budget.*

*Special feature of graphic representation of data and its analysis has been added. Bar charts and pie charts have been used as tools to portray the salient and unique features of the analysis. We are sure that this will help in putting more emphasis and focus on the salient observations thrown up by the analysis. This will also make the publication more lively and useful.*

*(Smt. Purnima M. Gupta)  
Economic Advisor*

**CONTENTS**

<b>A.</b>	Preface	
	I. Introduction	1
	II. Analysis of Budgeted Expenditure	5
	III. Relationship between Budgeted Expenditure on Education and National Income.	12
	IV. Budgeted Expenditure on Education (Capital Accounts)	13
	V. Budgeted Expenditure on Education; Revenue and Capital Account	15
<b>B.</b>	<b>Analytical Tables No.1 to 7</b>	
Table 1	Budgeted Expenditure on Education by Education Department and other Departments.	
Table 2	Budgeted Expenditure (Plan and Non Plan.)by Education Department other Departments (Revenue Account)	
Table 3	Budgeted Expenditure ( Education and Training) ( Revenue Accounts )	
Table 4	Budgeted Expenditure on Education Department by Centre (Revenue Account).	
Table 5	Relationship between Budgeted Expenditure on Education and Gross Domestic Product of States/UTs.	
Table 6	Total budgeted Expenditure (Capital Account and Loans) on Education by Education Department.	
Table 7	Percentage of Capital Expenditure on Education to Total budget (Capital Account) State-wise.	

**C. Statistical Statements No. 1 to 33**

Statement No.1	Budgeted Provision for Education & Training at the Centre (Revenue Account) .	1
Statement No.2	Budgeted Expenditure on Education, Training by Education and other departments (Revenue Account) .	5
Statement No.3	Plan and Non-Plan Budget Provision for Education by all departments (Revenue Account).	8
Statement No.3A	Percentage share of total Plan and Non-Plan Budgeted Expenditure of Education Department in the total State Plan and Non-Plan Budgeted Expenditure (Revenue Account).	11
Statement No.3B	Percentage share of Total Plan and Non-Plan Budgeted Expenditure of Education and other departments in the total State Plan & Non-Plan Budgeted Expenditure (Revenue Account).	12
Statement No.4	Total State Budget and Budgeted Expenditure on Education and Training (Revenue Account).	13
Statement No.5	Plan and Non-Plan Budgeted Expenditure on Education by Education Departments (Revenue Account).	14
Statement No.6	Total Plan Budgeted Expenditure on education and Training by all departments (Revenue Account).	17
Statement No.7	Plan and Non-Plan Budgeted Expenditure on Elementary Education (Revenue Account).	18

(iii)

Statement No.8	Plan and Non-Plan Budgeted Expenditure on Elementary Education by Sub heads (Revenue Account)	19
Statement No.9	Plan and Non-Plan Budgeted Expenditure on Secondary Education (Revenue Account).	28
Statement No.10	Plan and Non-Plan Budgeted Expenditure by sub heads on Secondary Education .	29
Statement No.11	Plan and Non-Plan Budgeted Expenditure on Adult Education (Revenue Account).	38
Statement No.12	Plan and Non-Plan Budgeted Expenditure on Adult Education by sub-heads (Revenue Account).	39
Statement No.13	Plan and Non-Plan Budgeted Expenditure on University and other Higher Education (Revenue Account).	44
Statement No.14	Plan and Non-Plan Budgeted Expenditure on University and other Higher Education by Sub-Heads (Revenue Account) .	45
Statement No.15	Plan and Non-Plan Budgeted Expenditure on Technical Education (Revenue Account).	51
Statement No.16	Plan and Non-Plan Budgeted Expenditure on Technical Education by Sub-Heads (Revenue Account).	52
Statement No.17	Plan and Non-Plan Budgeted Expenditure on Physical Education (Revenue Account).	61
Statement No.18	Plan and Non-Plan Budgeted Expenditure on Physical Education by Sub-Heads (Revenue Account).	62

Statement No.19	Plan and Non-Plan Budgeted Expenditure on other General Education Programme (Revenue Account).	63
Statement No.20	Plan and Non-Plan Budgeted Expenditure on other General Education Programme by Sub-Heads (Revenue Account).	64
Statement No.21	Plan and Non-Plan Budgeted Expenditure on Language Development (Revenue Accounts)	69
Statement No.22	Plan and Non-Plan Budgeted Expenditure on Language Development by Sub-Heads (Revenue Accounts).	70
Statement No.23	Budgeted Expenditure on Education of the Education Departments according to heads of charges (Revenue Account) for 2004-05 (Actuals).	75
Statement No.23A	Capital Account for 2004-05 (Actuals) (Statewise).	76
Statement No.23B	Loans & Advances 2004-05 (Actuals) (Statewise).	77
Statement No.24	Budgeted Expenditure on Education of the Education Departments according to Heads of charges (Revenue Account) for 2005-06 (Revised Estimates).	78
Statement No.24A	Capital Account 2005-06 (Revised Estimates) (Statewise).	79
Statement No.24B	Loans & Advances 2005-06 (Revised Estimates) (Statewise).	80
Statement No.25	Budgeted Expenditure on Education of the Education Department according to Heads of charges (Revenue Account) for 2006-07 (Budget Estimates).	81
Statement No.25A	Capital Account 2006-07 (Budget Estimates) (Statewise).	82



Statement No.25B	Loans & Advances 2006-07 (Budget Estimates) (Statewise).	83
Statement No.26	Sectorwise Plan and Non-Plan Actual Expenditure of Education of States/UTs and Centre (Revenue Account) for 2004-05.	84
Statement No.27	Sectorwise Plan and Non-Plan Revised Estimates for Education Departments of States/UTs and Centre (Revenue Account) for 2005-06.	85
Statement No.28	Sectorwise Plan and Non-Plan Budget Estimates for Education in States/UTs and Centre (Revenue Account) for 2006-07.	86
Statement No.29	Budgeted Expenditure on Education of Education Department (Capital Account) for 2004-05 (Actuals).	87
Statement No.30	Budgeted Expenditure on Education of Education Department (Capital Account ) for 2005-06 (Revised Estimates).	88
Statement No.31	Budgeted Expenditure on Education of Education Department (Capital Account) for 2006-07 (Budget Estimates).	89
Statement No.32	Budget Provision for Centre and State/UTs Education Departments under Revenue Account, Capital Accounts and Loans and Advances for 2006-07.	90
Statement No.33	Total Budget (Plan and Non-Plan) Centre & States/Uts.	92

## INTRODUCTION

This publication gives the details of the Plan and Non Plan expenditure budgeted by the education departments of the States/UTs and the Centre for various sub-sectors of Education. Departments other than the Department of Education also incur some expenditure on education and an effort has been made to include the budget estimates of their expenditure on education in order to get the total picture of public expenditure on education in the country. The expenditure of other departments also includes the expenditure on training (formal and non-formal). However, the portion of the budget provisions which relates to training facilities provided by such Departments to their employees for improving their professional skills or other in-service training courses, has not been included.

The total amount of budget provisions on the revenue account made for education for the year 2006-07 by education departments for the States/UTs and the Centre works out to Rs.111888.64 crore (Rs.87773.65 crore in State Sector and Rs.24114.99 crore in the Central sector) which is 15.08% more than the revised estimates of Rs.97224.19 crore for 2005-06. This amount constitutes 10.98% of the total budget provisions made on the revenue account in the States and at the Centre.

Apart from the revenue account, the Education Departments also make some provisions for capital works. The total budget estimates on the capital accounts (including loans) accounted for only Rs.1525.11 crore (Rs.1525.10 crore in the State Sector and Rs.0.01 crore in the Central Sector). Taking into account both the revenue as well as the capital account, the total budget estimates for education for 2006-07 of the State Education Departments and the Education Departments of the Centre works out to Rs.113413.75 crore, which is 5.69% of the total budget estimates.

The total budget provisions for 2006-07 made by the departments other than Education works out to Rs.20860.64 crore. Accordingly including the expenditure on Education by all the Departments, the total budget provisions for education is given in the following table.

**Expenditure on Education (2006-07 BE Revenue Account)**

	Centre	States/UT	Total
<b>Expenditure (Rs. in crore)</b>	<b>3,11,73.35</b>	<b>10,15,75.93</b>	<b>13,27,49.28</b>
<b>Share with respect to total (%)</b>	<b>23.48</b>	<b>76.52</b>	<b>100</b>

It is observed from the table that the States are contributing about 76.5% of the total revenue expenditure on education in the country while centre contributes about 23.5% to the education sector as a whole. The total revenue account of Rs.132749.28 crore constitutes 13.03% of the total budget of the Centre and the States for 2006-07 (19.15% for the State sector and 6.39% for the Central Sector).

The budget provisions (Revenue Account) for the Education department of the Central and the State Governments are indicated in the table which follows:-

**Budgeted Expenditure (Plan & Non Plan) (Revenue Account) By Education Departments ( Rs. in crore)**

Year →	2004-05(Actual)		2005-06(RE)		2006-07(BE)	
	Centre	State	Centre	State	Centre	State
<b>Plan</b>	<b>10133.26</b>	<b>6644.57</b>	<b>15041.68</b>	<b>9311.47</b>	<b>20744.00</b>	<b>10399.77</b>
<b>Non Plan</b>	<b>2977.97</b>	<b>61525.05</b>	<b>3294.65</b>	<b>69576.39</b>	<b>3370.99</b>	<b>77373.88</b>
<b>Total</b>	<b>13111.23</b>	<b>68169.62</b>	<b>18336.33</b>	<b>78887.86</b>	<b>24114.99</b>	<b>87773.65</b>
<b>Share of Plan Exp. to total exp. On education (%)</b>	<b>77.29</b>	<b>9.75</b>	<b>82.03</b>	<b>11.80</b>	<b>86.02</b>	<b>11.85</b>

About 86.02% of the Central expenditure on education is under plan whereas in the case of States/UTs it is only 11.85 % in the year 2006-07

The following table indicates the Sector-wise Expenditure on Education by Education Department incurred by both Centre and States.

**Sector-wise Expenditure (Plan & Non Plan) on Education by Education  
Department (Revenue Account) with percentage-  
Centre and States/UTs 2006-07 (BE)**

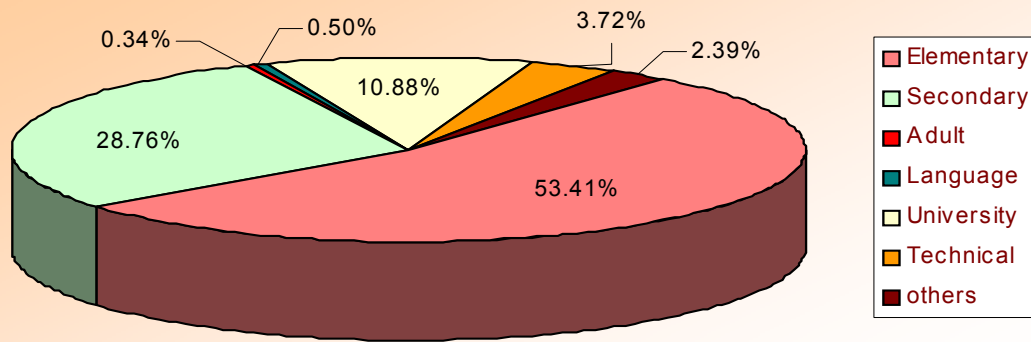
(Rs.in crore)

	<b>Plan Expenditure</b>	<b>Plan %age share</b>	<b>Non-Plan Expenditure</b>	<b>Non- Plan %age Share</b>	<b>Total Expenditure</b>	<b>Total %age Share</b>
<b>1.</b>	<b>2.</b>	<b>3.</b>	<b>4.</b>	<b>5.</b>	<b>6.</b>	<b>7.</b>
<b>Elementary Education</b>	<b>21469.59</b>	<b>68.94</b>	<b>38285.91</b>	<b>47.42</b>	<b>59755.50</b>	<b>53.41</b>
<b>Secondary Education</b>	<b>3254.97</b>	<b>10.45</b>	<b>28921.67</b>	<b>35.82</b>	<b>32176.64</b>	<b>28.76</b>
<b>Adult Education</b>	<b>288.56</b>	<b>0.93</b>	<b>92.36</b>	<b>0.11</b>	<b>380.92</b>	<b>0.34</b>
<b>Language Development</b>	<b>199.46</b>	<b>0.64</b>	<b>357.36</b>	<b>0.44</b>	<b>556.82</b>	<b>0.50</b>
<b>University &amp; Hr. Education</b>	<b>2170.29</b>	<b>6.97</b>	<b>10006.42</b>	<b>12.39</b>	<b>12176.71</b>	<b>10.88</b>
<b>Technical Education</b>	<b>1828.07</b>	<b>5.87</b>	<b>2338.78</b>	<b>2.90</b>	<b>4166.85</b>	<b>3.72</b>
<b>General Education</b>	<b>1924.42</b>	<b>6.18</b>	<b>690.13</b>	<b>0.85</b>	<b>2614.55</b>	<b>2.34</b>
<b>Physical Education</b>	<b>8.39</b>	<b>0.03</b>	<b>52.26</b>	<b>0.06</b>	<b>60.65</b>	<b>0.05</b>
<b>Total Education</b>	<b>31143.75</b>	<b>100.00</b>	<b>80744.89</b>	<b>100.00</b>	<b>111888.64</b>	<b>100.00</b>

Elementary Education accounted for 53.41% of the total expenditure on education in 2006-07, followed by Secondary Education, which was 28.79%. The share of University & Higher Education and Technical Education was 10.88% and 3.72% respectively.

Sub-sector wise expenditure on education for 2006-07 has been depicted in the pie-chart (Figure-1).

**Figure 1: Share of Expenditure: Sector-wise (Centre+States) 2006-07**



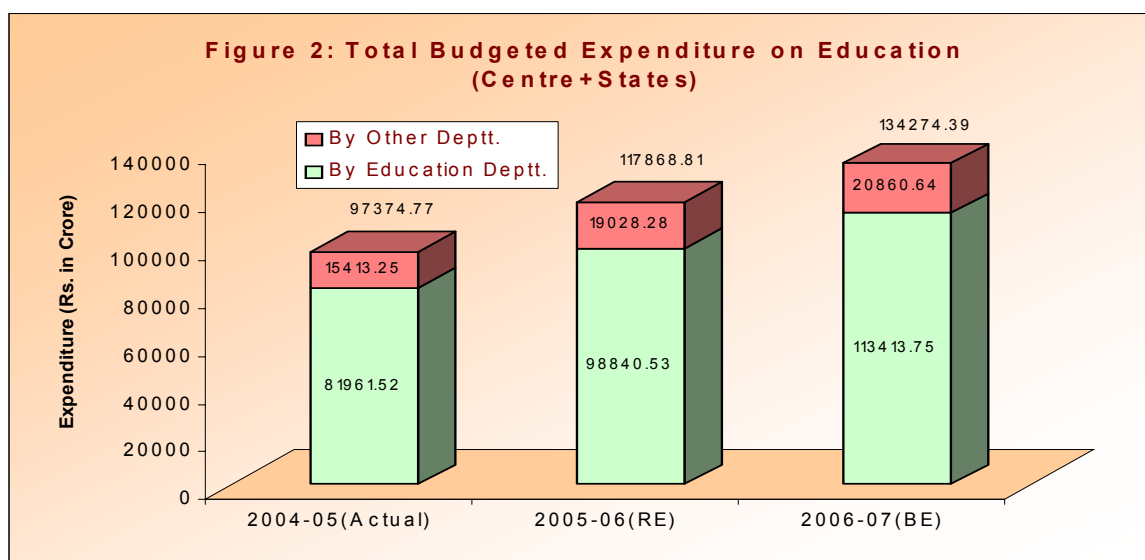
## II. ANALYSIS OF BUDGETED EXPENDITURE

Table (1) summarizes the budget provisions for education by the Education Departments and other Departments under all the three accounts viz. (i) Revenue Account, (ii) Capital Account and (iii) Loans and Advances. Besides, provisions for Centre and States/Union Territories have also been indicated separately.

Budget provisions for education and training in 2006-07 have gone up to Rs.134274.39 crore (Rs.132749.28 crore under the Revenue Account, Rs.1503.91 crore under the capital Account and Rs.21.20 crore under Loans and Advances), forming 6.74% of the total budget provisions. Percentage provisions for education and training for the respective accounts are 13.03% under the Revenue Account, 0.16% under the Capital Account and under Loans and Advances is 0.12 %.

The Budget Estimates 2006-07 for education by the Education Departments of the Centre and the States under all the three accounts rose to Rs.113413.75 crore (Rs.24115.03 crore for the Centre and Rs.89298.75crore for the States). This amount consists of Rs.111888.64 crore under the Revenue Account, Rs.1503.91 crore under the Capital Account and Rs.21.20 crore under Loans & Advances. The corresponding percentages of these accounts to the respective total budget provisions works out to 10.98%, 0.16% and 0.12%.

Figure-2 - a bar diagram indicates the extent and progress of Budgeted expenditure on education by education and other departments during 2004-05(Actual) to 2006-07(BE).



The Revised Estimates of 2005-06 for expenditure on education by the

Centre and States/Union Territories amounted to Rs.117868.81 crore (Rs.116252.47 crore under Revenue Account, Rs.1573.38 crore under Capital Account and Rs.42.96 crore under Loans & Advances), comprising Rs.24318.00 crore by the Centre and Rs.93550.81 crore by the States/ UTs. The total Revised Estimates for education formed 5.82% of the total Revised Estimates of expenditure. The corresponding percentages for Revenue, Capital Account and Loans & Advances are 12.68%, 0.14% and 0.19% respectively.

The Revised Estimates of 2005-06 provided by the Education Departments of the Centre and States rose to Rs.98840.53 crore (Rs.18336.34 crore for the Centre and Rs.80504.19 crore for the States) constituting 4.88% of the total Revised Estimates on all the three accounts. This amount comprised Rs.97224.19 crore under the Revenue Account, Rs.1573.38 crore under the Capital Account and Rs.42.96 crore under Loans and Advances. The corresponding percentages of these accounts to the respective total Revised Estimates are 10.61%, 0.14% and 0.19%.

The total Actual Expenditure on education by the Centre and the States/Union Territories for the year 2004-05 amounted to Rs.97374.77 crore (Rs.96694.10 crore under Revenue Account, Rs.672.21 crore under Capital Account and Rs.8.46 crore under Loans & Advances), comprising Rs.18025.96 crore by the Centre and Rs.79348.81 crore by States/ UTs. The total expenditure on education constituted 4.73% of the total actual expenditure during 2004-05. The corresponding percentages for Revenue, Capital Account and Loans & Advances are 12.13%, 0.05% and 0.03% respectively

The total expenditure on education during the year 2004-05 (Actual) incurred by the Education Departments of the Centre and the States under all the three accounts; (Revenue Account, Capital Account, & Loans and Advances) amounted to Rs.81961.52 crore (Rs.13111.23 crore for Centre and Rs.68850.29 crore for States) forming 3.98% of the total expenditure of Centre and States on all the three accounts. Out of this amount, Rs.81280.85 crore is under the Revenue Account, Rs.672.21 crore under the Capital Account (outside Revenue Account) and Rs.8.46 crore under Loans and Advances. The corresponding percentages of expenditure on education under these accounts with reference to the respective total expenditure are 10.19%, 0.05% and 0.03%.

Figure-3 shows the share of expenditure on education by education department with respect the total budget on all the three accounts (Revenue Account, Capital Account, & Loans and Advances) separately for Centre and State. The figure also depicts the total share of expenditure on education by education department by both centre and state together.

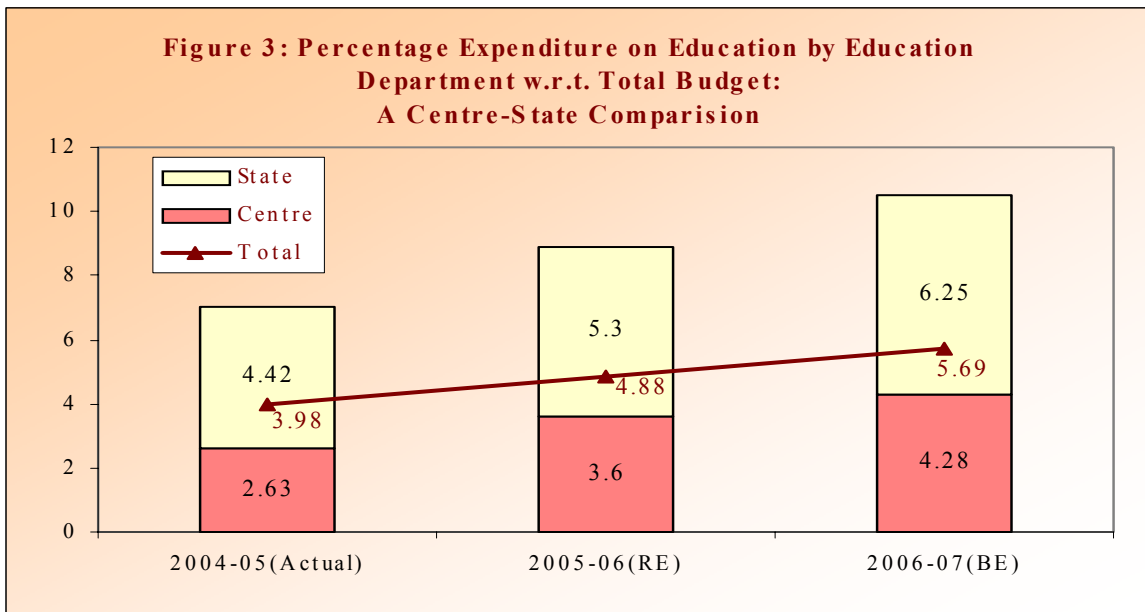
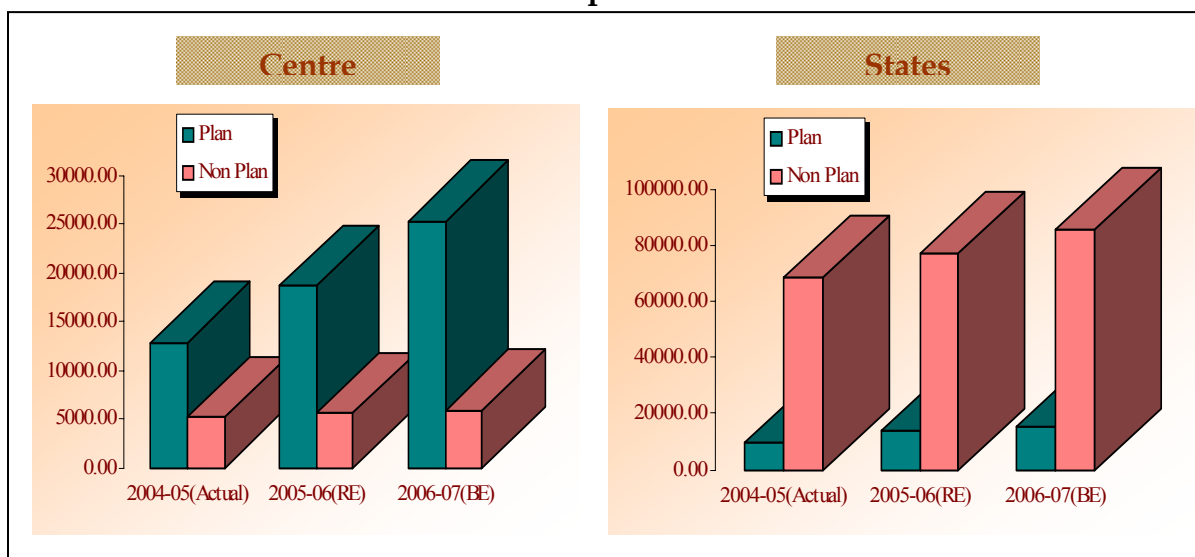


Table (2) summarizes the total budget provisions (Revenue Account) for expenditure on education in respect of Education Departments as well as other departments with the break-up of Plan and Non-Plan provisions for the year 2004-05 (Actuals), 2005-06 (Revised Estimates) and 2006-07 (Budget Estimates). Figure-4 - a bar chart, depicts the Plan and non-Plan Expenditure of Centre and State incurred by Education Department. It brings out contrast in emphasis on Plan and Non-Plan expenditure by Centre and States.

**Figure-4: Plan and Non Plan Expenditure on Education: Centre -State Comparison**



The Actual Expenditure on education by the Centre under the Revenue Account was Rs.18025.96 crore (Rs.12877.06 crore for Plan and Rs 5148.91 crore for Non-Plan) which constituted 4.69% of the total central expenditure (Revenue



Account).

The Actual Expenditure on education by the States/Union Territories was Rs.78668.14 crore (Rs.9791.13 crore for Plan and Rs.68877.01 crore for Non-Plan) and formed 19.05% of the total expenditure (Revenue Account) for all States/Union Territories.

In 2004-05, the actual expenditure (Revenue Account) of Education Departments of the Centre and the States/Union Territories amounted to Rs.81280.85 crore, comprising Rs.16777.83 crore for Plan and Rs.64503.02 crore for Non-Plan, forming 10.19 % of the total expenditure on all sectors. The Central expenditure for the education departments was Rs.13111.23 crore (Rs.10133.26 crore Plan and Rs.2977.97 crore for Non-Plan) whereas expenditure of the States/Union Territories was Rs.68169.62 crore (Rs.6644.57 crore for Plan and Rs.61525.05 crore for Non-Plan).

The Revised Estimates for education by the Centre under the Revenue Account amounted to Rs.24317.99 crore (Rs.18705.63 crore for Plan and Rs.5612.36 crore for Non-Plan). The Revised Estimates for education by the Centre constituted 5.52% (16.39% for plan and 1.72% for Non-Plan) of the total Revised Estimates of the Centre.

The Revised Estimates for education by the States/Union Territories was Rs.91934.48 crore (Rs.14216.82 crore for Plan and Rs. 77717.66 crore for Non-Plan) forming 19.31% of the total Revised Estimates (Revenue Account) for all States/Union Territories.

The Revised Estimates of 2005-06 of the Education Departments of Centre and States/UTs rose to Rs.97224.19 crore (Rs 24353.15 crore for Plan and Rs.72871.04 crore for Non-Plan) constituting 10.61% of the total Revised Estimates of expenditure on all sectors. The Revised Estimates for the Central Education Departments were Rs.18336.33 crore (Rs.15041.68 crore for plan and Rs.3294.65 crore for Non-Plan) whereas the Revised Estimates for the States/Union Territories were Rs.78887.86 crore (Rs. 9311.43 crore for Plan and Rs.69576.39 crore for Non-Plan). The percentage of Central Plan for the Education Departments (Revised Estimates) to the total Central Plan budget (Revised Estimates) was 13.18% while it was 1.01% in case of Non-Plan expenditure on education.

The budget estimates for 2006-07 (Revenue Account) for expenditure on education of the Centre and States/Union Territories amounted to Rs.132749.28 crore comprising Rs.111888.64 crore by the education departments and Rs.20860.64 crore by the other departments. The total budget for education constitutes 13.03 % of the total respective budget under the Revenue Account.

The Central budget provision (Revenue Account) for education is

Rs.31173.35 crore, comprising Rs.25333.44 crore for plan and Rs.5839.91 crore for Non-Plan. This amount constituted 6.39% (17.62% for Plan and 1.70% for Non-Plan) of the total central budget (Revenue Account) for the year 2006-07.

The total budget provision (Revenue Account) of all States/Union territories for education and training is Rs.101575.93 crore (Rs.15676.10 crore for plan and Rs. 85899.83 crore for Non-Plan) constituting 19.15% of the total budget (Revenue Account) for all States and Union Territories.

The total budget provision (Revenue Account) of Education Departments of the Centre and the States/Union Territories for the year 2006-07 amounted to Rs.111888.64 crore, comprising Rs.31143.77 crore for Plan and Rs.80744.87 crore for Non-Plan forming 10.98% to the total budget of all sectors. The Central budget for the Education Departments was Rs.24114.99 crore (Rs.20744.00 crore for Plan and Rs.3370.99 crore for Non-Plan) whereas the budget provision for the States/Union Territories was Rs.87773.65 crore (Rs.10399.77 crore for Plan and Rs.77373.88 crore for Non-Plan). The percentage provision of Centre plan expenditure to the total plan budget was 14.43%, while it was 0.98% for Non-Plan.

Figure-5 indicates Plan and Non-Plan expenditure on education by the Education Departments of the Centre and the States/Union Territories vis-à-vis their respective total budget expenditure on all sectors.

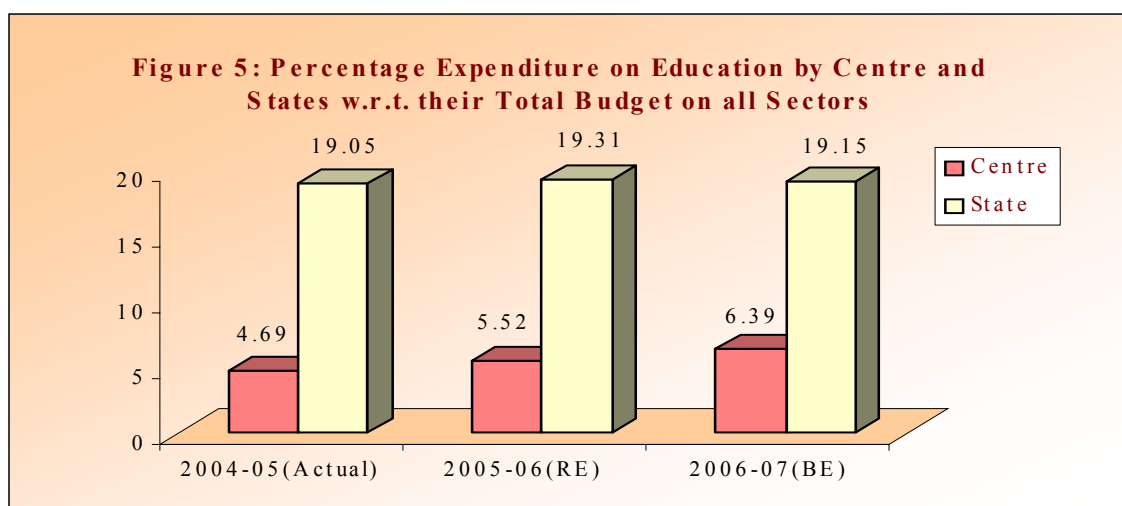


Table (3) depicts the budget provisions (Revenue Account) for education vis-à-vis training (Formal & Informal) at the Centre and in the States/Union Territories for the year 2006-07. The Figure-6(i) and Figure-6(ii) – pie-charts, corresponding to this table show that meager 3.13% of the total Centre Budget for Education spent on Training. The respective figure for States is 2.40%.

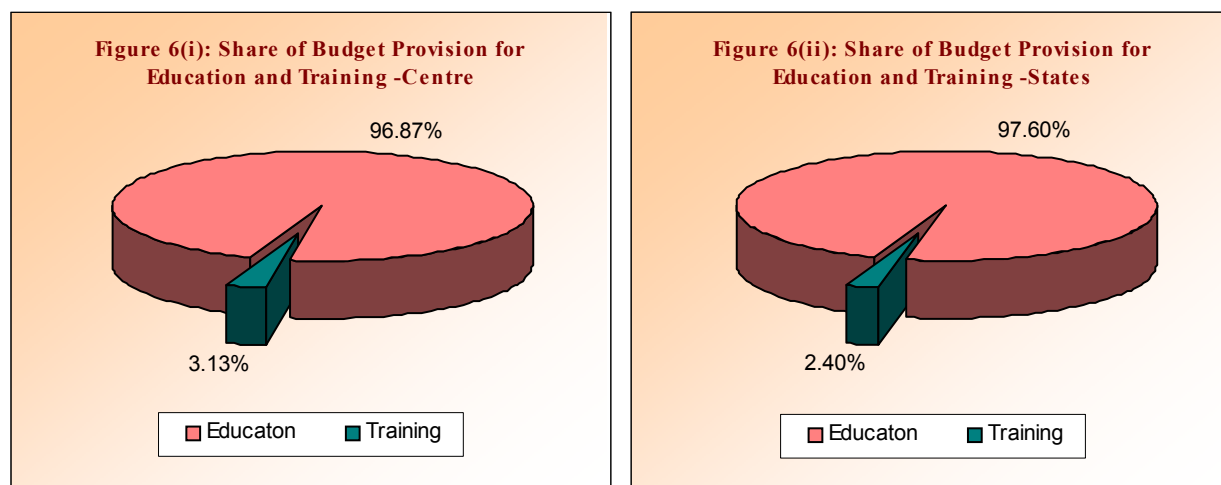
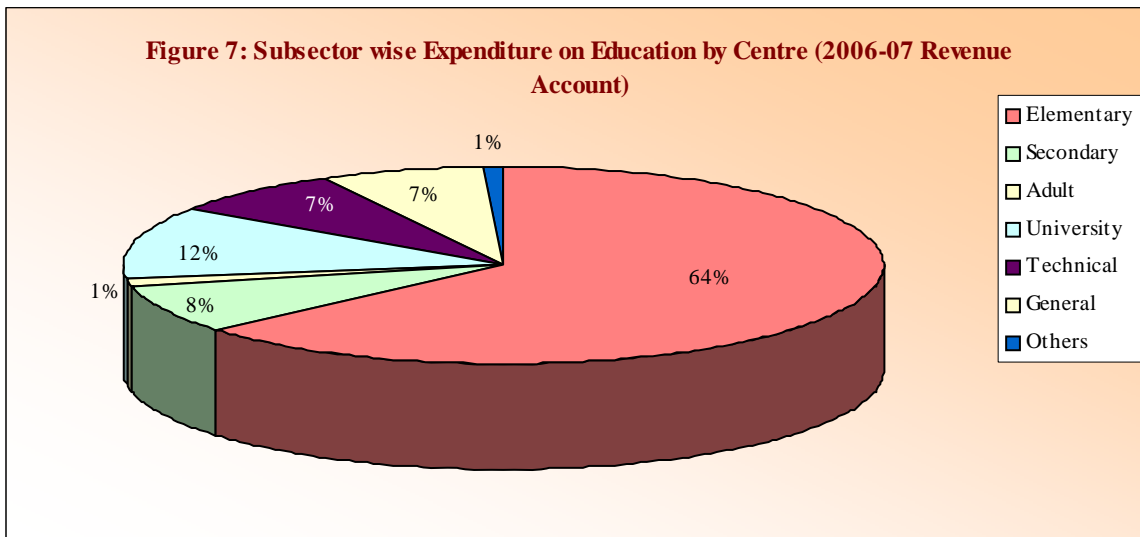


Table (4) gives the sector-wise break-up of the budgeted expenditure on education in the Central Sector of the Ministry of Human Resource Development, Departments of Education for the years 2004-05 (Actuals), 2005-06 (Revised Estimates) and 2006-07 (Budget Estimates). Besides, break-up of Plan and Non-Plan expenditure is also given.

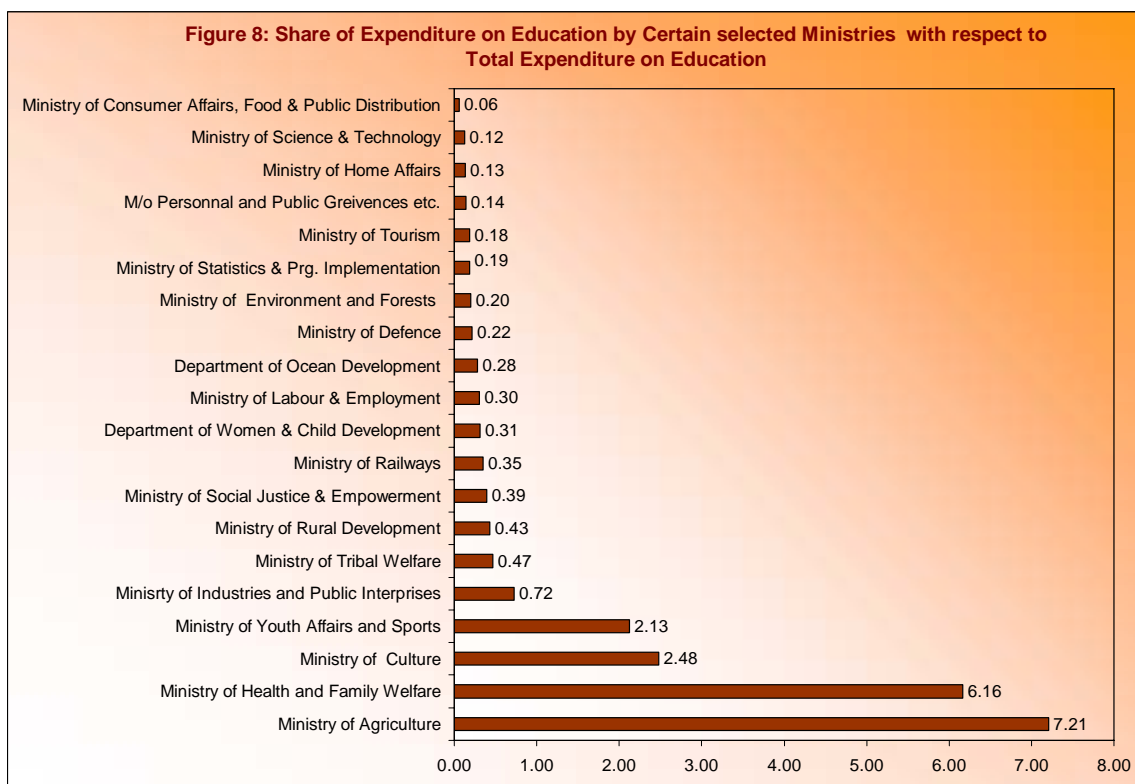
Table (4) indicates that in 2006-07 a major share of Rs.15370.56 crores or 63.74% of the total budget of the Department of Education is provided for Elementary Education. The second priority is given to University & Higher Education which is Rs.2917.06 crores or 12.10%, of which the lion's share of Rs.2730.50 crore is to be operated through the University Grants Commission. The third priority is given to Secondary Education which is Rs.1944.08 crore or 8.06%; Rs.1806.52 crore or 7.49% for Technical Education and Rs.1656.87 crores or 6.87% for general purposes including research, scholarships, international co-operation Rs.214.15 crore forming 0.89% for Adult Education and Rs.205.85 crores or 0.85% for Language Development Programmes. Figure-7 – a pie-chart also depicts relative emphasis on various sub-sectors in the Central Budget (Revenue Account).

Out of the total central budget (Revenue Account), Rs. 3989.35 crore (Rs.3977.11 crore for Plan and Rs.12.24 crore for Non-Plan) has been provided for Grants-in-aid to States and Union Territories, which is about 16.54 % of the total budget of Rs. 24114.99 crore (Rs.20744.00 crore for Plan and Rs.3370.99 crore for Non-Plan) of the Education Department for the year 2006-07.



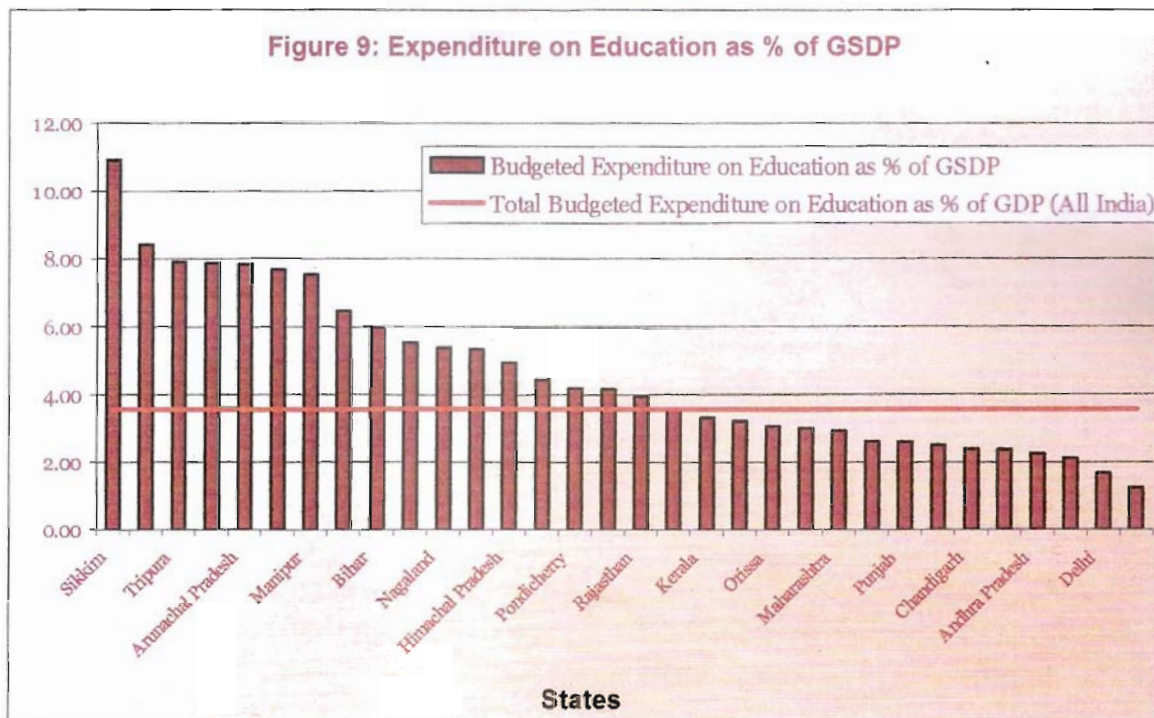
Statement (1) of the Appendices gives Ministry/Department wise details of the central budget provision for education including training (formal & informal). This provision, which was Rs.31173.35 crore in 2006-07 constituted 6.39% of the total central budget. The corresponding percentage of budget provision in 2004-05 and 2005-06 as 4.69 and 5.52 respectively.

The Departments/Ministries, other than Education Department also contribute towards education. Figure 8 gives the comparative contribution in respect of certain selected Ministries for the year 2006-07.



### III. RELATION BETWEEN BUDGETED EXPENDITURE ON EDUCATION AND GROSS STATE DOMESTIC PRODUCT/GROSS DOMESTIC PRODUCT

The percentage of total budgeted expenditure of States/UTs to their Gross State Domestic Product is worked out in Table-5.



\*For some states the reference year is 2004-05 and others 2005-06 and for All India Figure the reference year is 2006-07-see Table-5

Figure-9 indicates the State-wise relationship between budgeted expenditure on education for all departments on Revenue Account in terms of the Gross State Domestic Product for the available years of various States and Union Territories for the purpose of comparative study. It is observed from the graph that the percentage of expenditure on education is below the National GDP in respect of the major states such as Maharashtra, Punjab, Haryana, Andhra Pradesh, Tamil Nadu,, Gujarat, West Bengal, Kerala, Orissa, Uttar Pradesh, Jammu & Kashmir and Goa.

The total expenditure on the Revenue Account at the all India level during 2006-07 formed 27.40% of the total Gross Domestic Product (GDP) and only 3.01% of the GDP was provided in the budgets of the education departments. When the provision for education for all departments including education departments is taken into account this percentage works out to be 3.57%.

#### IV. BUDGETED EXPENDITURE ON EDUCATION (CAPITAL ACCOUNT)

This head accommodates the capital expenditure outside the Revenue Account and loans and advances for all States/UTs and at the centre. Capital expenditure and loans for education are quite meager in comparison with the expenditure under Revenue Account.

Table 6 indicates the provision of capital expenditure outside the Revenue Account and loans for education by the Education Departments of all States and Union Territories and at the centre for the year 2004-05 (Actuals), 2005-06 (Revised Estimates) and 2006-07 (Budget Estimates). A provision of Rs.0.01 crore under the capital account (outside the Revenue Account) and nil under loans and advances was made for the Education Department at the Centre for the year 2006-07.

The total capital expenditure outside the Revenue Account and loans for education by the Education Departments of all States/UTs amounted to Rs.1503.91 crore and Rs.21.20 crore respectively during 2006-07.

Statement (29) in the Appendices indicates the State-wise capital expenditure outside the Revenue Account and loans for education made by the Education Departments of all States/UTs for the year 2004-05 (Actual) which amounted to Rs.672.21 crore constituting 0.06% of the total capital account outside the Revenue Account. Among States, this percentage is highest in the case of Tripura ( 1.92%) and no provision was made in Andhra Pradesh, Arunachal Pradesh, Bihar and West Bengal. Among Union Territories, this percentage is in the range of 1.48% for Delhi and 6.02% in Dadra & Nagar Haveli.

During 2004-05 (Actuals), the total loans provided by the Education Departments of all States/UTs amounted to Rs.8.46 crore forming 0.04% of the total loan and advances. None of the Union Territory had provided for loans.

Statement (30) in the Appendices shows the Revised Estimates of capital expenditure on education for all States/UTs in 2005-06 which increased to Rs.1573.37 crore forming 0.15% of the total capital expenditure outside the Revenue Account for all States/UTs. This percentage varies from 0.01% in Maharashtra and West Bengal to 2.63% in Utranchal. Among Union Territories, the highest percentage is observed in Dadra and Nagar Haveli 6.11% and the lowest in Delhi 2.88%.

Loans and advances for education provided by education departments of all States/UTs amounted to Rs.42.96 crore or 0.23% of the total loans and advances for all States/UTs. Among States, this percentage is highest in the case of Chhattisgarh ( 5.34%) and lowest in the case of Assam. No provision has been

made other than the States of Goa, Jharkhand, Madhya Pradesh, Mizoram, Orissa and Uttranchal under this head. None among the Union Territories had made any provision under this head.

Statement (31) in the Appendices shows State/UTs-wise capital expenditure outside the Revenue Account and loans for education provided by the Education Departments for the years 2006-07 (Budget Estimates). The total budgeted capital expenditure outside the Revenue Account proposed for education amounts to Rs.1503.90 crore forming 0.16% of the total capital expenditure outside the Revenue Account for all States/UTs. This percentage is highest in the case of Sikkim (1.62%) and the lowest in the case of Assam, Bihar and Meghalaya (0.01%). Among Union Territories, it ranged from 0.87% in Lakshadweep to 6.13 % in Dadra and Nagar Haveli.

A provision of Rs.21.20 crore was made for loans for education by the Education Departments of all States/UTs taken together, constituting 0.14% of the total loans and advances for all departments. The highest percentage is in the case of Uttranchal (2.43 %) and lowest in the case of Goa 0.01%. No provision for loans was made other than the States of Assam, Chhattisgarh, Madhya Pradesh and Orissa. No provision for loans was made by the Union Territories.

Table (9) indicates the States/Union Territory-wise percentage provision for education to the total State budget under the capital account and loans and advances for the year 2004-05 (Actuals), 2005-06(Revised estimates) and 2006-07 (Budget Estimates).



## V. BUDGETED EXPENDITURE ON EDUCATION (REVENUE AND CAPITAL ACCOUNT)

Statement (32) in the Appendices gives in summary form the budget provision for education by the Education Departments under all the three accounts i.e. (i) Revenue Account, (ii) capital Account (outside Revenue Account) and (iii) Loans & Advances during the year 2006-07 (BE). The provisions have been indicated separately for each State and Union Territory and for the Centre.

Col. (3) of the Statement indicates the total Revenue Account for the Education Departments Rs.111888.64 crore which comprises Rs.85416.93 crore for States, Rs.2356.72 crore for Union Territories and Rs.24114.99 crore for the Centre. According to the State-wise distribution of funds for education by the Education Departments under the Revenue Account, the highest amount of Rs.10850.72 crore is proposed by Maharashtra followed by Uttar Pradesh Rs.8714.22 crore and West Bengal Rs.6325.99 crore.

Similarly, under Col.(6), the total capital expenditure on education comes to Rs 1503.91 crore comprising Rs.1293.85 crore for the State Education Departments, Rs.210.05 crore for the Union Territories Education Departments and Rs.0.01 crore for the Centre.

A total amount of Rs.21.20 crore is shown as loans for education under col.(9) comprising for State education Departments and Union Territories Education Departments and the Centre have no provision under this head.

In terms of percentages, 16.55% of the total Revenue Account of all Departments for all States/UTs has been provided for education while 4.94% is proposed for the Centre. The combined percentage of education departments of the States/UTs and the centre to the total budget (Revenue Account) works out to 10.98%.

The percentage provision on the capital account outside the Revenue Account of the Education Departments for all States/UTs works out to 0.17% while for the Centre, it was nil. The combined percentage provision for States/UTs and the Centre is 0.16%.

The share of loans for education by the Education Departments of all States to the total loans and advances is 0.17% and no amount is proposed for the Centre and Union Territories departments.

The combined percentage provision made by the Education Departments of all States/UTs and the Centre on Revenue account, Capital Account and Loans



to the total Revenue Account, Capital Account and Loans and Advances works out to 5.69% (6.25% for States/UTs and 4.28% for the centre).

Statement No.33 in the Appendices shows the Total State Budget of all States/UTs and Centre for the year 2004-05 (Actuals), 2005-06 (Revised Estimates) and Budget-Estimates for 2006-07.

\*\*\*

# **ANALYTICAL TABLES**

Table No. (1) - Budgeted Expenditure on Education By Education Department and Other Departments

(Rs. in crore)

	2004 - 05 ( Actual )			2005 - 06 ( R E )			2006 - 07 ( B E )			
	Education Deptt.	Other Depts.	Total	Education Deptt.	Other Depts.	Total	Education Deptt.	Other Depts.	Total	
	1	2	3	4	5	6	7	8	9	10
<b><u>Centre</u></b>										
Revenue	13111.23	4914.73	18025.96	18336.33	5981.66	24317.99	24114.99	7058.36	31173.35	
	(3.41)	(1.28)	( 4.69 )	(4.16)	(1.36)	( 5.52 )	(4.94)	(1.45)	( 6.39 )	
Capital	0.00	0.00	0.00	0.01	0.00	0.01	0.01	0.00	0.01	
	( 0.00 )	( 0.00 )	( 0.00 )	( 0.00 )	( 0.00 )	( 0.00 )	( 0.00 )	( 0.00 )	( 0.00 )	
Loans and Advances	0.00	0.00	0.00	0.00	0.00	0.00	0.00	0.00	0.00	
	( 0.00 )	( 0.00 )	( 0.00 )	( 0.00 )	( 0.00 )	( 0.00 )	( 0.00 )	( 0.00 )	( 0.00 )	
Total	13111.23	4914.73	18025.96	18336.34	5981.66	24318.00	24115.00	7058.36	31173.36	
	( 2.63 )	( 0.99 )	( 3.62 )	( 3.60 )	( 1.18 )	( 4.78 )	( 4.28 )	( 1.25 )	( 5.53 )	
<b><u>States/UTs</u></b>										
Revenue	68169.62	10498.52	78668.14	78887.86	13046.62	91934.48	87773.65	13802.28	101575.93	
	(16.51)	(2.54)	( 19.05 )	(16.57)	(2.74)	( 19.31 )	(16.55)	(2.60)	( 19.15 )	
Capital	672.21	0.00	672.21	1573.37	0.00	1573.37	1503.90	0.00	1503.90	
	( 0.06 )	( 0.00 )	( 0.06 )	( 0.15 )	( 0.00 )	( 0.15 )	( 0.17 )	( 0.00 )	( 0.17 )	
Loans and Advances	8.46	0.00	8.46	42.96	0.00	42.96	21.20	0.00	21.20	
	( 0.04 )	( 0.00 )	( 0.04 )	( 0.23 )	( 0.00 )	( 0.23 )	( 0.14 )	( 0.00 )	( 0.14 )	
Total	68850.29	10498.52	79348.81	80504.19	13046.62	93550.81	89298.75	13802.28	103101.03	
	(4.42)	(0.67)	( 5.09 )	(5.30)	(0.86)	( 6.16 )	(6.25)	(0.97)	( 7.22 )	
<b><u>Total ( Centre + States/UTs)</u></b>										
Revenue	81280.85	15413.25	96694.10	97224.19	19028.28	116252.47	111888.64	20860.64	132749.28	
	(10.19)	(1.94)	(12.13)	(10.61)	(2.07)	( 12.68 )	(10.98)	( 2.05 )	( 13.03 )	
Capital	672.21	0.00	672.21	1573.38	0.00	1573.38	1503.91	0.00	1503.91	
	( 0.05 )	( 0.00 )	( 0.05 )	( 0.14 )	( 0.00 )	( 0.14 )	( 0.16 )	( 0.00 )	( 0.16 )	
Loans and Advances	8.46	0.00	8.46	42.96	0.00	42.96	21.20	0.00	21.20	
	( 0.03 )	( 0.00 )	( 0.03 )	( 0.19 )	( 0.00 )	( 0.19 )	( 0.12 )	( 0.00 )	( 0.12 )	
Total	81961.52	15413.25	97374.77	98840.53	19028.28	117868.81	113413.75	20860.64	134274.39	
	(3.98)	(0.75)	( 4.73 )	(4.88)	(0.94)	( 5.82 )	(5.69)	(1.05)	( 6.74 )	

Note : - Figures in brackets indicate percentage to total budget of all Sectors.

Table No. (2) - Budgeted Expenditure ( Plan and Non-Plan) by Education and Other Departments ( Revenue Account ]

( Rs. in crore )

2004 - 05 ( Actual)			2005 - 06 ( R E )			2006 - 07 ( B E )			
Expenditure on Education			Expenditure on Education			Expenditure on Education			
Education	Other	Total	Education	Other	Total	Education	Other	Total	
Deptt.	Deptt.		Deptt.	Deptt.		Deptt.	Deptt.		
1	2	3	4	5	6	7	8	9	10
<b><u>Centre</u></b>									
Plan	10133.26	2743.80	12877.06	15041.68	3663.95	18705.63	20744.00	4589.44	25333.44
	(11.58)	(3.14)	( 14.72 )	(13.18)	(3.21)	( 16.39 )	(14.43)	(3.19)	( 17.62 )
Non Plan	2977.97	2170.93	5148.90	3294.65	2317.71	5612.36	3370.99	2468.92	5839.91
	(1.00)	(0.73)	( 1.73 )	(1.01)	(0.71)	( 1.72 )	(0.98)	(0.72)	( 1.70 )
Total	13111.23	4914.73	18025.96	18336.33	5981.66	24317.99	24114.99	7058.36	31173.35
	(3.41)	(1.28)	( 4.69 )	(4.16)	(1.36)	( 5.52 )	(4.94)	(1.45)	( 6.39 )
<b><u>States/UTs</u></b>									
Plan	6644.57	3146.56	9791.13	9311.47	4905.35	14216.82	10399.77	5276.33	15676.10
	(10.73)	(5.09)	( 15.82 )	(10.86)	(5.72)	( 16.58 )	(10.49)	(5.32)	( 15.81 )
Non Plan	61525.05	7351.96	68877.01	69576.39	8141.27	77717.66	77373.88	8525.95	85899.83
	(17.52)	(2.10)	( 19.62 )	(17.82)	(2.09)	( 19.91 )	(17.94)	(1.98)	( 19.92 )
Total	68169.62	10498.52	78668.14	78887.86	13046.62	91934.48	87773.65	13802.28	101575.93
	(16.51)	(2.54)	( 19.05 )	(16.57)	(2.74)	( 19.31 )	(16.55)	(2.60)	( 19.15 )
<b><u>Total ( Centre + States/UTs)</u></b>									
Plan	16777.83	5890.36	22668.19	24353.15	8569.30	32922.45	31143.77	9865.77	41009.54
	(10.23)	(4.94)	( 15.17 )	(12.18)	(4.29)	( 16.47 )	(12.82)	(4.06)	( 16.88 )
Non Plan	64503.02	9522.89	74025.91	72871.04	10458.98	83330.02	80744.87	10994.87	91739.74
	(9.96)	(1.46)	( 11.42 )	(10.17)	(1.46)	( 11.63 )	(10.41)	(1.42)	( 11.83 )
Total	81280.85	15413.25	96694.10	97224.19	19028.28	116252.47	111888.64	20860.64	132749.28
	(10.19)	(1.94)	( 12.13 )	(10.61)	(2.07)	( 12.68 )	(10.98)	(2.05)	( 13.03 )

Note : - Figures in brackets indicate percentage to total budget of all Sectors.

**Table ( 3 ) - Budgeted Expenditure ( Education and Training ) ( Revenue Accounts )**

( Rs. Crore)

1	2004-05			2005-06			2006-07		
	Center 2	States/Uts 3	Total 4	Center 5	States/Uts 6	Total 7	Center 8	States/Uts 9	Total 10
<b>Education</b>									
Education Deptt.	13111.23 (3.81)	68169.64 (16.51)	81280.87 (10.19)	18336.33 (4.16)	78887.85 (16.57)	97224.18 (10.61)	24114.99 (4.94)	87773.65 (16.55)	111888.64 (10.98)
Other Deptts.	4230.32 (1.23)	8797.37 (2.13)	13027.69 (1.64)	5148.02 (1.17)	10959.11 (2.30)	16107.13 (1.76)	6083.49 (1.25)	11366.01 (2.14)	17449.50 (1.72)
Total	17341.55 (5.04)	76967.01 (18.64)	94308.56 (11.83)	23484.35 (5.33)	89846.96 (18.87)	113331.31 (12.37)	30198.48 (6.19)	99139.66 (18.69)	129338.14 (12.70)
<b>Training</b>									
Formal	470.49 (0.14)	1683.34 (0.41)	2153.83 (0.27)	601.81 (0.14)	2066.40 (0.44)	2668.21 (0.28)	709.19 (0.15)	2408.23 (0.45)	3117.42 (0.30)
Informal	213.92 (0.06)	17.83 (0.00)	231.75 (0.03)	231.83 (0.05)	21.05 (0.00)	252.88 (0.03)	265.68 (0.05)	28.04 (0.01)	293.72 (0.03)
Total	684.41 (0.20)	1701.17 (0.41)	2385.58 (0.30)	833.64 (0.19)	2087.45 (0.44)	2921.09 (0.31)	974.87 (0.20)	2436.27 (0.46)	3411.14 (0.33)
Grand Total	18025.96 (5.23)	78668.18 (19.05)	96694.14 (12.13)	24317.99 (5.52)	91934.41 (19.31)	116252.40 (12.68)	31173.35 (6.39)	101575.93 (19.15)	132749.28 (13.03)

Note : - Figures in brackets indicate percentage to total budget of all Sectors.

**Table No. 4 :- Budgeted Expenditure on Education Department by Centre ( Revenue Account )**

( Rs. in crore )

Name of the Schemes	2004-05(Actual)			2005-2006 (R.E. )			2006-2007 (B.E.)		
	Plan	Non-Plan	Total	Plan	Non-Plan	Total	Plan	Non-Plan	Total
1	2	3	4	5	6	7	8	9	10
1. Elementary Education	7689.65	2.53	7692.18	11217.26	2.53	11219.79	15367.95	2.61	15370.56
2. Secondary Education	652.29	771.52	1423.81	759.40	863.89	1623.29	1067.00	877.08	1944.08
3. Physical Education	0.00	0.65	0.65	0.00	0.65	0.65	0.00	0.00	0.00
4. University Education	810.65	1288.35	2099.00	788.80	1489.59	2278.39	1403.50	1513.56	2917.06
5. Adult Education	235.46	1.85	237.31	260.92	2.12	263.04	211.95	2.10	214.05
6. Languages	98.98	37.39	136.37	102.74	40.75	143.49	165.00	40.85	205.85
7. Scholarships	0.72	1.20	1.92	7.90	2.41	10.31	13.00	2.30	15.30
8. Book Promotion	3.66	7.33	10.99	14.04	10.00	24.04	27.00	8.50	35.50
9. INC/UNESCO Unit	1.85	6.70	8.55	2.48	9.13	11.61	4.30	8.11	12.41
10. Planning Norms	3.14	34.49	37.63	3.21	39.66	42.87	6.20	39.36	45.56
12. Technical Education	615.74	825.96	1441.70	580.93	833.92	1414.85	930.00	876.52	1806.52
13 Lump Sum Provision for North Eastren Areas & Sikkim	21.12	0.00	21.12	1304.00	0.00	1304.00	1548.10	0.00	1548.10
<b>Total - Education</b>	<b>10133.26</b>	<b>2977.97</b>	<b>13111.23</b>	<b>15041.68</b>	<b>3294.65</b>	<b>18336.33</b>	<b>20744.00</b>	<b>3370.99</b>	<b>24114.99</b>

Table No. 4 :- Budgeted Expenditure on Education Department by Centre ( Revenue Account )

( Rs. in crore )

Name of the Schemes	2004-05(Actual)			2005-2006 (R.E. )			2006-2007 (B.E.)		
	Plan	Non-Plan	Total	Plan	Non-Plan	Total	Plan	Non-Plan	Total
1	2	3	4	5	6	7	8	9	10
<b>Elementary Education</b>									
1 Strengthening of Teachers Training Institutes	202.53	0.00	202.53	180.00	0.00	180.00	162.00	0.00	162.00
2 Shiksha Karmi Project in Rajasthan (EAP)	39.04	0.00	39.04	6.50	0.00	6.50	0.00	0.00	0.00
3 Mahila Samakhya (EAP)	14.84	0.00	14.84	24.00	0.00	24.00	30.00	0.00	30.00
4 National Council of Teacher Education Bihar Education Project	0.00	0.00	0.00	0.25	0.00	0.25	0.45	0.00	0.45
5 Bal Bhawan Society	4.23	2.53	6.76	4.50	2.53	7.03	5.40	2.61	8.01
6 Lok Jumbish/Rajasthan	29.41	0.00	29.41	0.00	0.00	0.00	0.00	0.00	0.00
7 District Primary Education Programme (EAP)	597.91	0.00	597.91	600.00	0.00	600.00	200.00	0.00	200.00
8 National Programme of Nutritional Support to Primary Education	1588.55	0.00	1588.55	3010.76	0.00	3010.76	4813.20	0.00	4813.20
9 Sarva Shiksha Abhiyan	5120.57	0.00	5120.57	7166.25	0.00	7166.25	10041.70	0.00	10041.70
10 Kasturba Gandhi Swatantra Vidyalaya	92.57	0.00	92.57	225.00	0.00	225.00	115.20	0.00	115.20
<b>Total - Elementary Education</b>	<b>7689.65</b>	<b>2.53</b>	<b>7692.18</b>	<b>11217.26</b>	<b>2.53</b>	<b>11219.79</b>	<b>15367.95</b>	<b>2.61</b>	<b>15370.56</b>
<b>Secondary Education</b>									
1 N C E R T	17.76	36.00	53.76	17.10	56.13	73.23	35.00	59.03	94.03
2 Navodaya Vidyalayas	449.00	139.66	588.66	474.00	150.85	624.85	650.00	155.15	805.15
3 Kendriya Vidyalayas	112.00	581.49	693.49	164.70	639.94	804.64	235.00	646.00	881.00
4 Vocationalisation of Education	0.00	0.00	0.00	0.00	0.00	0.00	0.00	0.00	0.00
5 Information Communication Tech. in Schools	19.39	0.00	19.39	45.00	0.00	45.00	67.00	0.00	67.00
6 Integrated Education for Disabled Children	36.49	0.00	36.49	40.50	0.00	40.50	60.00	0.00	60.00
7 Quality Improvement in Schools	5.13	0.00	5.13	4.00	0.00	4.00	0.00	0.00	0.00
8 Tibetan School Society Admn.	3.00	13.40	16.40	3.60	15.30	18.90	4.50	15.30	19.80
9 Open School Programme	5.40	0.00	5.40	3.60	0.00	3.60	4.50	0.00	4.50
10 Access and Equity	3.72	0.00	3.72	6.40	0.00	6.40	10.00	0.00	10.00
11 Joint Indo Mongolian School	0.40	0.00	0.40	0.50	0.00	0.50	1.00	0.00	1.00
12 Others	0.00	0.97	0.97	0.00	1.67	1.67	0.00	1.60	1.60
<b>Total-Secondary Education</b>	<b>652.29</b>	<b>771.52</b>	<b>1423.81</b>	<b>759.40</b>	<b>863.89</b>	<b>1623.29</b>	<b>1067.00</b>	<b>877.08</b>	<b>1944.08</b>

1	Promotion of Yoga	0.00	0.65	0.65	0.00	0.65	0.65	0.00	0.00	0.00
<b>Total-Physical Education</b>		<b>0.00</b>	<b>0.65</b>	<b>0.65</b>	<b>0.00</b>	<b>0.65</b>	<b>0.65</b>	<b>0.00</b>	<b>0.00</b>	<b>0.00</b>
<b><u>University and Higher Education</u></b>										
1	U G C	719.75	1182.85	1902.60	709.72	1389.61	2099.33	1269.80	1460.70	2730.50
2	I G N O U	66.65	0.00	66.65	54.00	0.00	54.00	100.00	1.00	101.00
3	Programmes to strengthen Science Research	0.00	0.00	0.00	0.00	0.00	0.00	0.00	0.00	0.00
4	Indian Council of Social Science Research	15.75	23.70	39.45	15.75	24.00	39.75	20.50	24.00	44.50
5	Indian Council of Historical Research	2.60	3.96	6.56	2.52	5.00	7.52	3.80	5.00	8.80
6	Association of Indian University	0.45	0.25	0.70	0.45	0.25	0.70	0.50	0.25	0.75
7	Establishment of Rural Universities	0.00	0.00	0.00	0.24	0.00	0.24	0.90	0.00	0.90
8	Dr. Zakir Hussain Memorial College, Delhi	0.00	0.40	0.40	0.36	0.45	0.81	1.50	0.45	1.95
9	Setting up of Commonwealth University Training of University Administrators	0.00	2.00	2.00	0.00	2.46	2.46	0.00	2.46	2.46
10	Grants to Shastri Indo-Canadian Institute	0.00	2.13	2.13	0.00	2.34	2.34	0.00	2.34	2.34
11	IIAS, Shimla	1.84	3.74	5.58	1.80	4.00	5.80	2.00	4.00	6.00
12	Grants to Institution of Higher Learning of All India Importance	0.60	0.10	0.70	0.90	0.10	1.00	0.90	0.10	1.00
13	I C P R	1.31	2.00	3.31	1.80	2.50	4.30	2.00	2.50	4.50
14	Project of History of Indian Science, Philosophy of Culture	1.70	0.00	1.70	1.26	0.00	1.26	1.60	0.00	1.60
15	Upgradation of Universities/Colleges	0.00	0.00	0.00	0.00	0.00	0.00	0.00	0.00	0.00
16	Improvement in salary scale of Univ. & college teachers	0.00	59.00	59.00	0.00	58.00	58.00	0.00	10.00	10.00
17	Free Education for Girls	0.00	0.00	0.00	0.00	0.00	0.00	0.00	0.00	0.00
18	Others	0.00	8.22	8.22	0.00	0.88	0.88	0.00	0.76	0.76
<b>University &amp; Hr. Education</b>		<b>810.65</b>	<b>1288.35</b>	<b>2099.00</b>	<b>788.80</b>	<b>1489.59</b>	<b>2278.39</b>	<b>1403.50</b>	<b>1513.56</b>	<b>2917.06</b>
<b><u>Adult Education</u></b>										
1	Voluntary Organisation	17.81	0.00	17.81	19.50	0.00	19.50	6.30	0.00	6.30
2	Continuing Edu.for Neo Literate Activities	155.06	0.00	155.06	149.12	0.00	149.12	134.55	0.00	134.55
3	Technology Demonstration Vol. Agencies & S.R.C.	0.00	0.00	0.00	0.00	0.00	0.00	0.00	0.00	0.00
4	National Literacy Mission Authority	0.06	0.00	0.06	1.00	0.07	1.07	0.90	0.07	0.97
5	Literacy Campaigns and Operation Restoration	25.06	0.00	25.06	37.50	0.00	37.50	27.00	0.00	27.00
6	Directorate of Adult Education	8.40	1.55	9.95	12.29	1.68	13.97	7.20	1.67	8.87
7	Grants to Shramik Vidyapeeths	0.00	0.00	0.00	0.00	0.00	0.00	0.00	0.00	0.00
8	Population Education in Adult Education (EAP) Programmes	1.25	0.00	1.25	1.12	0.00	1.12	0.00	0.00	0.00
9	National Institute of Adult Education	0.00	0.00	0.00	0.00	0.00	0.00	0.00	0.00	0.00
10	Jan Shikshan Sansthan	27.82	0.30	28.12	40.39	0.37	40.76	36.00	0.36	36.36
11	Cultural Exchange Programme in the field of Adult Education	0.00	0.00	0.00	0.00	0.00	0.00	0.00	0.00	0.00
12	Others	0.00	0.00	0.00	0.00	0.00	0.00	0.00	0.00	0.00
<b>Total - Adult Education</b>		<b>235.46</b>	<b>1.85</b>	<b>237.31</b>	<b>260.92</b>	<b>2.12</b>	<b>263.04</b>	<b>211.95</b>	<b>2.10</b>	<b>214.05</b>



<b><u>Language Development</u></b>										
1	Directorate of Hindi	6.99	5.16	12.15	6.61	5.72	12.33	8.00	5.76	13.76
2	Commission for Scientific and Technology Terminology	1.92	1.31	3.23	2.07	1.63	3.70	3.50	1.57	5.07
3	Grants to Hindi Shiksha Mandal, Agra	2.88	6.70	9.58	2.70	6.90	9.60	4.50	7.05	11.55
4	Appointment and Training of Hindi Teachers in Non-Hindi Speaking States/UTs	14.87	0.00	14.87	14.40	0.00	14.40	20.00	0.00	20.00
5	Assistance to Agencies for Education in Human Value	2.74	0.00	2.74	2.70	0.00	2.70	3.00	0.00	3.00
6	Area Intensive and Madarsa Modernization Prog.	22.05	0.00	22.05	26.10	0.00	26.10	50.00	0.00	50.00
7	Regional Language Centre	0.00	0.00	0.00	0.00	0.00	0.00	0.00	0.00	0.00
8	National Council for Promotion of Urdu Language	11.00	0.00	11.00	9.90	0.00	9.90	14.00	0.00	14.00
9	Central Institute of Indian Languages, Mysore (Bharatiya Bhasha Sansthan)	7.90	7.42	15.32	8.06	8.20	16.26	11.00	7.87	18.87
10	National Council for Promotion of Sindhi	0.76	0.00	0.76	0.77	0.00	0.77	1.00	0.00	1.00
11	Scheme of Financial Assistance to English Teaching Institutes and District Centres for English	0.00	0.00	0.00	0.00	0.00	0.00	0.00	0.00	0.00
12	Financial Assistance to Regional Institutes of English	0.00	0.00	0.00	0.00	0.00	0.00	0.00	0.00	0.00
13	English Language Teaching Institutes and other Organisations engaged in E.L.T.	0.00	0.00	0.00	0.00	0.00	0.00	0.00	0.00	0.00
14	Development of Tamil Language	0.00	0.00	0.00	0.50	0.00	0.50	1.00	0.00	1.00
17	Production of Books	0.00	0.80	0.80	0.00	0.80	0.80	0.00	0.75	0.75
18	CIEFL Schemes	4.00	0.00	4.00	3.60	0.00	3.60	4.00	0.00	4.00
19	National Commission for Indian Languages	0.00	0.00	0.00	0.00	0.00	0.00	0.00	0.00	0.00
20	Rashtriya Sanskrit Sansthan Tirupathi	15.30	16.00	31.30	15.57	17.50	33.07	27.30	17.85	45.15
21	Grants to Rashtriya Veda Vidya Pratishthan	1.35	0.00	1.35	0.25	0.00	0.25	1.70	0.00	1.70
22	Development of Sanskrit Education in States/UTs	7.22	0.00	7.22	9.51	0.00	9.51	16.00	0.00	16.00
<b>Total - DEVELOPMENT OF LANGUAGES</b>		<b>98.98</b>	<b>37.39</b>	<b>136.37</b>	<b>102.74</b>	<b>40.75</b>	<b>143.49</b>	<b>165.00</b>	<b>40.85</b>	<b>205.85</b>

<b>Scholarships</b>										
1	National Scholarships Schemes	0.30	0.00	0.30	0.00	0.00	0.00	0.00	0.00	0.00
2	Scholarships for Talented Children	0.42	0.00	0.42	0.00	0.00	0.00	0.00	0.00	0.00
<b>Total - SCHOLARSHIPS</b>		<b>0.72</b>	<b>1.20</b>	<b>1.92</b>	<b>7.90</b>	<b>2.41</b>	<b>10.31</b>	<b>13.00</b>	<b>2.30</b>	<b>15.30</b>
<b>Book Promotion</b>										
1	Grants to National Book Tust	1.80	7.00	8.80	9.74	9.60	19.34	20.00	8.50	28.50
2	Grants for Book Promotion Activities and Vol. Organisations	1.07	0.00	1.07	1.30	0.00	1.30	2.00	0.00	2.00
3	Schemes for Intellectual Property Education, Research and Public Outreach.	0.79	0.00	0.79	3.00	0.00	3.00	5.00	0.00	5.00
4	International Copyright	0.00	0.33	0.33	0.00	0.40	0.40	0.00	0.00	0.00
<b>Total - BOOK PROMOTION</b>		<b>3.66</b>	<b>7.33</b>	<b>10.99</b>	<b>14.04</b>	<b>10.00</b>	<b>24.04</b>	<b>27.00</b>	<b>8.50</b>	<b>35.50</b>
<b>Planning and Administration</b>										
<b>INC/UNESCO</b>										
1	Auroville Management	1.70	0.00	1.70	2.29	0.00	2.29	3.67	0.00	3.67
2	Contribution of UNESCO	0.00	0.00	0.00	0.00	0.00	0.00	0.00	0.00	0.00
3	Strengthening of External Academic Relation	0.15	0.00	0.15	0.15	0.00	0.15	0.50	0.00	0.50
4	Re-organisation of the INC Library	0.00	0.00	0.00	0.01	0.00	0.01	0.10	0.00	0.10
5	Holding of Meetings of Committees/Conference etc.	0.00	0.00	0.00	0.00	0.00	0.00	0.00	0.00	0.00
6	Strengthening of Vol. Orgns. engaged in UNESCO's Programme and Activities	0.00	0.00	0.00	0.03	0.00	0.03	0.03	0.00	0.03
7	Bharat Shiksha Kosh	0.00	0.00	0.00	0.00	0.00	0.00	0.00	0.00	0.00
8	Mission D I - L' inde Paris	0.00	0.00	0.00	0.00	0.00	0.00	0.00	0.00	0.00
9	Educational Development for NE States & Sikkim	0.00	0.00	0.00	0.00	0.00	0.00	0.00	0.00	0.00
<b>Total - INC/UNESCO</b>		<b>1.85</b>	<b>6.70</b>	<b>8.55</b>	<b>2.48</b>	<b>9.13</b>	<b>11.61</b>	<b>4.30</b>	<b>8.11</b>	<b>12.41</b>
<b>PLANNING NORMS</b>										
10	National Institute of Educational Planning and Administration (NIEPA)	2.61	2.75	5.36	2.39	2.77	5.16	5.00	2.70	7.70
11	Scheme of Studies, Seminars/Evaluation etc.	0.53	0.00	0.53	0.81	0.00	0.81	1.20	0.00	1.20
12	National Commission for Minority Edu. Instt.	0.00	0.64	0.64	0.00	2.05	2.05	0.00	2.10	2.10
13	Statistics	0.00	0.00	0.00	0.01	0.00	0.01	0.00	0.00	0.00
<b>Total - PLANNING NORMS</b>		<b>3.14</b>	<b>3.39</b>	<b>6.53</b>	<b>3.21</b>	<b>4.82</b>	<b>8.03</b>	<b>6.20</b>	<b>4.80</b>	<b>11.00</b>
<b>Secretariate</b>		<b>0.00</b>	<b>31.10</b>	<b>31.10</b>	<b>0.00</b>	<b>34.84</b>	<b>34.84</b>	<b>0.00</b>	<b>34.56</b>	<b>34.56</b>
<b>Total - PLANNING AND ADMINISTRATION</b>		<b>3.14</b>	<b>34.49</b>	<b>37.63</b>	<b>3.21</b>	<b>39.66</b>	<b>42.87</b>	<b>6.20</b>	<b>39.36</b>	<b>45.56</b>

**Technical Education**

1 Community Polytechnics	20.78	0.00	20.78	15.10	0.00	15.10	29.00	0.00	29.00
2 I.I.Ts	200.00	438.62	638.62	236.00	418.00	654.00	300.00	430.00	730.00
3 Grants to Regional Engineering Colleges/ NITs	78.00	195.60	273.60	81.00	195.46	276.46	0.00	0.00	0.00
4 BOATs - Programme for Apprenticeship Training-Scholarships & Stipends	13.50	10.00	23.50	18.25	10.80	29.05	20.25	10.80	31.05
5 I.I.M	25.00	13.02	38.02	31.51	17.91	49.42	40.01	30.00	70.01
6 Technical Teachers Trg. Institute	9.70	16.40	26.10	11.70	16.75	28.45	12.00	17.70	29.70
7 National Instt.of Trg. Industrial Engineering, Mumbai	1.00	5.67	6.67	3.60	8.00	11.60	6.00	11.00	17.00
8 National Instt. of Foundry, Ranchi	2.00	4.71	6.71	3.60	4.71	8.31	4.00	4.71	8.71
9 School of Planning & Architecture	2.55	6.00	8.55	3.60	6.00	9.60	4.00	6.20	10.20
10 Sant Longowal Institute of Engineering and Technology	2.00	9.00	11.00	2.70	9.00	11.70	3.00	12.00	15.00
11 Revision of Pay Scale of Teachers of Technical Instts./cell in States	0.00	0.00	0.00	0.00	0.00	0.00	0.00	0.00	0.00
12 Asian Institute of Bankok	0.00	0.13	0.13	0.00	0.35	0.35	0.00	0.26	0.26
13 Expenditure on Foreign Delegation and Foreign Experts	0.00	0.00	0.00	0.00	0.00	0.00	0.00	0.00	0.00
14 Grants to Indian Institute of Science, Bangalore	27.00	82.00	109.00	33.00	82.00	115.00	73.00	83.00	156.00
15 Investment in Educational Consultant India Ltd. (EdCIL)	0.00	0.00	0.00	0.00	0.00	0.00	0.01	0.00	0.01
16 AICTE	54.00	10.00	64.00	76.48	4.48	80.96	210.00	210.00	420.00
17 Technology Development Mission	3.60	0.00	3.60	1.70	0.00	1.70	5.00	0.00	5.00
18 North-Eastern Regional Institute of Science and Technology, Itanagar	1.50	12.00	13.50	0.01	11.00	11.01	5.00	11.00	16.00
19 Board of Apprenticeship Training, Bombay, Calcutta and Madras	1.35	2.18	3.53	2.00	2.58	4.58	2.25	2.58	4.83
20 Payment for Professional and Special Services	0.00	0.00	0.00	2.17	0.00	2.17	2.42	0.00	2.42
21 Engineering College at Jammu	5.00	0.00	5.00	0.01	0.00	0.01	0.01	0.00	0.01
22 IIT Allahabad	4.50	4.50	9.00	11.00	4.63	15.63	12.00	4.63	16.63
23 Polytechnics for Disabled Persons	1.88	0.00	1.88	3.60	0.00	3.60	4.00	0.00	4.00
24 Indian Institute of Information Technology & Management, Gwalior	4.85	1.13	5.98	3.40	4.63	8.03	6.00	4.63	10.63
25 Direct Central Assistance to Central Institutions and RECs/ NITs	33.15	0.00	33.15	0.00	0.00	0.00	0.00	0.00	0.00

26 Indian School of Mines, Dhanbad	2.99	15.00	17.99	6.50	15.61	22.11	10.00	16.00	26.00
27 Computer Software & Services	0.00	0.00	0.00	0.00	0.00	0.00	0.00	0.00	0.00
28 Tech. Education - Quality Improvement Prog. Of Govt. of India	82.50	0.00	82.50	5.00	0.00	5.00	80.00	0.00	80.00
28 Research and Information Services	0.00	0.00	0.00	0.00	0.00	0.00	0.01	0.00	0.01
29 National Prg. For HRD in Information Technology	0.00	0.00	0.00	0.01	0.00	0.01	0.01	0.00	0.01
30 Modernisation and Removal of Obsolescence of Engineering Laboratories & Workshop	0.00	0.00	0.00	0.00	0.00	0.00	0.01	0.00	0.01
31 Trust Area for Technical Education									
31 Support to New and Emerging Technology Areas	1.12	0.00	1.12	0.00	0.00	0.00	0.01	0.00	0.01
32 Support for Distance Education and Web-based Learning	5.00	0.00	5.00	0.00	0.00	0.00	0.00	0.00	0.00
33 Support for Networking of Instts. For Optimization of Resources	0.00	0.00	0.00	0.00	0.00	0.00	0.00	0.00	0.00
34 International Technical Co-operation	0.63	0.00	0.63	0.00	0.01	0.01	1.00	0.01	1.01
35 Vocationalisation of Education	28.14	0.00	28.14	13.00	0.00	13.00	20.00	0.00	20.00
36 New Indian Institute of Information Technology									
37 New School of Planning & Architecture									
38 Assistance to States for Upgradation of Existing/ Setting up New Polytechnics									
39 Indian Instt. Of Information Tec., Design & Manufacturing Kanchipuram	0.00	0.00	0.00	0.00	0.00	0.00	1.00	0.00	1.00
40 Indian National Digital Library in Engg. Science & Tech. Consortium	0.00	0.00	0.00	0.00	22.00	22.00	0.00	22.00	22.00
41 Setting up New Polytechnics	0.00	0.00	0.00	0.01	0.00	0.01	0.00	0.00	0.00
42 Infrastructure Development Prog. In Polytechnics	0.00	0.00	0.00	0.01	0.00	0.01	0.00	0.00	0.00
43 Central Institute of Technology, Kokrajhar	0.00	0.00	0.00	0.01	0.00	0.01	5.00	0.00	5.00
44 Indian Instt. Of Information Tec., Jabalpur	4.00	0.00	4.00	6.00	0.00	6.00	10.00	0.00	10.00
45 Indian Institute of Science for education Research of Pune & Kolkata	0.00	0.00	0.00	6.00	0.00	6.00	50.00	0.00	50.00
46 Other Programme	0.00	0.00	0.00	3.96	0.00	3.96	0.00	0.00	0.00
<b>Total - Technical Education</b>	<b>615.74</b>	<b>825.96</b>	<b>1441.70</b>	<b>580.93</b>	<b>833.92</b>	<b>1414.85</b>	<b>930.00</b>	<b>876.52</b>	<b>1806.52</b>

**Table ( 5 ) :- Relationship Between Budgeted Expenditure on Education and State Domestic Product of States/UTs.**

State/ UTs.	Year	Gross State Domestic Product at current prices on the base year 1999-00 ( Rs. in crore )	%age of edu. & Trg. Budget to Total Revenue Budget	%age of total Budget (Revenue) to GSDP	%age to total Budget Exp. On Education Deptt.( Rev.) to GSDP	%age to total Budget of Education and Other Deptts. to GSDP	
1	2	3	4	5	6	7	8
1 Andhra Pradesh	2005-06	232331	14.00	16.09	2.20	2.25	
2 Arunachal Pr.	2005-06	2987	13.77	56.99	6.47	7.85	
3 Assam	2005-06	57597	25.46	25.38	5.71	6.46	
4 Bihar	2005-06	79682	24.79	24.18	5.62	5.99	
5 Chhattisgarh	2005-06	51921	30.47	16.57	2.70	5.05	
6 Goa	2005-06	12400	16.49	18.21	2.51	3.00	
7 Gujarat	2005-06	216651	18.06	11.75	1.83	2.12	
8 Haryana	2005-06	100676	17.93	13.16	2.05	2.36	
9 Himachal Pradesh	2005-06	25435	19.59	25.27	4.51	4.95	
10 Jammu and Kashmir	2004-05	24265	9.50	33.74	2.77	3.20	
11 Jharkhand	2005-06	62950	22.33	15.50	2.90	3.46	
12 Karnataka	2005-06	175093	18.77	16.28	2.74	3.06	
13 Kerala	2005-06	120654	18.54	17.48	2.79	3.24	
14 Madhya Pradesh	2005-06	118586	18.69	18.02	2.33	3.37	
15 Maharashtra	2005-06	432413	23.58	12.40	2.45	2.92	
16 Manipur	2005-06	5714	31.88	23.65	6.94	7.54	
17 Meghalaya	2005-06	6470	19.12	28.99	4.49	5.54	
18 Mizoram	2004-05	2455	14.84	56.80	7.75	8.43	
19 Nagaland	2003-04	5040	14.97	35.97	4.60	5.38	
20 Orissa	2004-05	71428	17.70	17.32	2.76	3.07	
21 Punjab	2005-06	104705	13.86	18.72	2.25	2.60	
22 Rajasthan	2005-06	124199	22.66	17.40	3.72	3.94	
23 Sikkim	2005-06	1803	10.85	100.58	9.52	10.91	
24 Tamil Nadu	2005-06	223528	17.52	14.88	2.19	2.61	
25 Tripura	2003-04	6728 #	25.87	30.64	7.04	7.93	
27 Uttaranchal	2005-06	25776	20.21	26.46	4.97	5.35	
26 Uttar Pradesh	2005-06	273785	19.54	18.22	2.76	3.56	
28 West Bengal	2005-06	236044	17.63	14.09	2.32	2.48	
29 A & N Islands	2005-06	1562	8.30	94.88	7.22	7.87	
30 Chandigarh	2005-06	9872	21.52	11.07	1.75	2.38	
31 Delhi	2005-06	105385	24.20	6.82	1.57	1.65	
32 Pondicherry	2005-06	5700	13.12	31.83	3.23	4.18	
<b>ALL INDIA</b>	<b>2006-07</b>	<b>3717465 a</b>	<b>13.03</b>	<b>27.40</b>	<b>3.01</b>	<b>3.57 *</b>	
		<b>( GDP )</b>		<b>( % GDP)</b>	<b>( % GDP)</b>	<b>( % GDP)</b>	

a = Advance Estimates

\* provisional

# NSDP on the base year 1993-94

**Table ( 6 ) :- Total Budgeted Expenditure ( Capital Account and Loans & Advances )  
on Education by Education Department**

( Rs. in crore )			
Source	2004-05 ( Actual )	2005-06 ( R.E. )	2006-07 ( B. E. )
1	2	3	4
<b>1. Central Government</b>			
I ) Capital expenditure ( Outside Revenue Accounts )	0.00 ( 0 00 )	0.01 ( 0 00 )	0.01 ( 0 00 )
ii ) Loans and Advances	0.00 ( 0 00 )	0.00 ( 0 00 )	0.00 ( 0 00 )
<b>2. States/UTs.</b>			
I ) Capital expenditure ( Outside Revenue Accounts )	672.21 ( 0.06 )	1573.37 ( 0.15 )	1503.90 ( 0.17 )
ii ) Loans and Advances	8.46 ( 0.04 )	42.96 ( 0.23 )	21.20 ( 0.14 )
<b>3. Total</b>			
I ) Capital expenditure ( Outside Revenue Accounts )	672.21 ( 0.05 )	1573.38 ( 0.14 )	1503.91 ( 0.16 )
ii ) Loans and Advances	8.46 ( 0.03 )	42.96 ( 0.19 )	21.20 ( 0.12 )

Note : - Figures in brackets indicate percentage to total budget of all Sectors.

**Table No. (7) - Percentage of Capital Expenditure on Education  
To Total Budget ( Capital Account ) State - Wise**

States/UTs.		% of Capital Expenditure on Education to Total Capital Expenditure outside Revenue Account			% of Loans for Education to Total Loans and Advances		
		2004-05 (Actual)	2005-06 ( R.E.)	2006-07 ( B.E.)	2004-05 (Actual)	2005-06 ( R.E.)	2006-07 ( B.E.)
1	2	3	4	5	6	7	8
1	Andhra Pradesh	0.00	0.04	0.11	0.00	0.00	0.00
2	Arunachal Pr.	0.00	1.26	0.10	0.00	0.00	0.01
3	Assam	0.01	0.01	0.01	0.00	0.03	0.03
4	Bihar	0.00	0.05	0.01	0.00	0.00	0.00
5	Chhattisgarh	0.06	0.36	0.57	0.00	5.34	0.62
6	Goa	0.15	0.41	0.58	51.58	1.21	0.01
7	Gujarat	0.01	0.17	0.27	0.00	0.00	0.00
8	Haryana	0.01	0.02	0.03	0.00	0.00	0.00
9	Himachal Pradesh	0.33	0.74	1.04	0.00	0.00	0.00
10	Jammu and Kashmir	1.69	1.11	0.00	0.00	0.00	0.00
11	Jharkhand	0.18	1.28	0.99	0.00	0.34	0.00
12	Karnataka	0.01	0.30	0.23	0.00	0.00	0.00
13	Kerala	0.06	0.09	0.04	0.00	0.00	0.00
14	Madhya Pradesh	0.04	0.10	0.13	0.10	1.35	1.71
15	Maharashtra	0.01	0.01	0.07	0.00	0.00	0.00
16	Manipur	0.56	0.43	0.44	0.00	0.00	0.00
17	Meghalaya	0.05	0.00	0.01	0.00	0.00	0.00
18	Mizoram	0.30	0.35	0.83	0.00	1.17	0.00
19	Nagaland	0.04	0.42	0.93	0.00	0.00	0.00
20	Orissa	0.00	0.00	0.00	0.59	1.33	0.94
21	Punjab	0.00	0.09	0.05	0.00	0.00	0.00
22	Rajasthan	0.02	0.05	0.02	0.00	0.00	0.01
23	Sikkim	0.88	2.17	1.62	0.00	0.00	0.00
24	Tamil Nadu	0.08	0.21	0.21	0.00	0.00	0.00
25	Tripura	1.92	0.61	0.34	0.00	0.00	0.00
26	Uttaranchal	0.12	2.63	0.94	0.00	4.51	2.43
27	Uttar Pradesh	0.02	0.09	0.23	0.00	0.00	0.00
28	West Bengal	0.00	0.01	0.02	0.00	0.00	0.00
<b>Total States</b>		<b>0.05</b>	<b>0.14</b>	<b>0.15</b>	<b>0.05</b>	<b>0.27</b>	<b>0.17</b>
29	A and N Islands	5.05	5.94	1.73	0.00	0.00	0.00
30	Chandigarh	5.33	3.33	2.89	0.00	0.00	0.00
31	D. & N. Haveli	6.02	6.11	6.13	0.00	0.00	0.00
32	Daman & Diu	4.20	4.63	4.49	0.00	0.00	0.00
33	Delhi	1.48	2.88	3.11	0.00	0.00	0.00
34	Lakshadweep	1.87	2.89	0.87	0.00	0.00	0.00
35	Pondicherry	5.15	5.09	2.72	0.00	0.00	0.00
<b>Total UTs.</b>		<b>1.81</b>	<b>3.28</b>	<b>2.81</b>	<b>0.00</b>	<b>0.00</b>	<b>0.00</b>
<b>Total ( States/UTs )</b>		<b>0.06</b>	<b>0.15</b>	<b>0.16</b>	<b>0.04</b>	<b>0.23</b>	<b>0.14</b>

**APPENDICES**

**STATISTICAL**

**TABLES**



## STATEMENT NO. (1) : BUDGETED PROVISION FOR EDUCATION &amp; TRAINING AT THE CENTRE ( REVENUE ACCOUNT )

## SCHEME :EDUCATION

( RUPEES IN THOUSANDS )

S.NO.	MINISTRY/DEPARTMENT	2004-05(ACTUALS)			2005-06 (R. E.)			2006-07 (B. E.)		
		PLAN	NON-PLAN	TOTAL	PLAN	NON-PLAN	TOTAL	PLAN	NON-PLAN	TOTAL
1	Ministry of Railways	0	881764	881764	0	996894	996894	0	1080164	1080164
2	Ministry of Agriculture	8867900	7685220	16553120	11366000	8246500	19612500	13665000	8043500	21708500
3	Ministry of Civil Aviation	0	0	0	0	0	0	0	0	0
4	Ministry of Finance	0	0	0	0	0	0	0	0	0
5	Ministry of Defence	0	142777	142777	0	137524	137524	0	152846	152846
6	Ministry of Home Affairs	0	0	0	0	0	0	0	0	0
7	Ministry of External Affairs	0	0	0	0	0	0	0	0	0
8	Ministry of Environment and Forests	247475	6354	253829	325000	6850	331850	375000	7300	382300
9	Ministry of Health and Family Welfare	5425431	6086753	11512184	7484000	6358750	13842750	9315200	6622582	15937782
10	Ministry of Information & Broadcasting	7563	21487	29050	17500	27100	44600	18600	28800	47400
11	Ministry of Atomic Energy	6205	0	6205	9354	0	9354	11700	0	11700
12	M/o Personnal and Public Greivences etc.	0	0	0	0	0	0	0	0	0
13	Ministry of Power	0	0	0	0	0	0	0	0	0
14	Ministry of Rural Development			0			0			0
15	Ministry of Panchayat Raj	0	0	0	0	0	0	0	0	0
16	Ministry of Science & Technology	148193	0	148193	175000	0	175000	280000	0	280000
17	Ministry of Small Scale Industries	0	0	0	0	0	0	0	0	0
18	Ministry of Labour & Employment	0	445243	445243	0	470878	470878	0	455723	455723
19	Ministry of Shipping, Road Transport & Highways	0	0	0	0	0	0	0	0	0
20	Ministry of Social Justice & Empowerment	343915	232825	576740	682500	246900	929400	954400	258100	1212500
21	Ministry of Tourism			0			0			0
22	Ministry of Culture	2714608	2941045	5655653	3582000	3070000	6652000	4220000	3500000	7720000
23	Ministry of Tribal Welfare	535685	2690	538375	825500	7000	832500	1451300	4000	1455300
24	Ministry of Urban Development	0	0	0	0	0	0	0	0	0
25	Ministry of Water Resources	0	0	0	0	0	0	0	0	0
26	Ministry of Youth Affairs and Sports	3675682	632039	4307721	3711900	659700	4371600	5935000	689700	6624700
27	Ministry of Statistics & Prg. Implementation	125400	402696	528096	105384	433970	539354	144000	441973	585973
28	Ministry of Consumer Affairs, Food & Public Distribution			0			0			0
29	Ministry of Mines			0			0			0
30	Ministry of Industries and Public Interprises	197100	219000	416100	1810000	250000	2060000	2000000	250000	2250000
31	Department of Women & Child Development	58125	0	58125	54000	0	54000	60000	0	60000
32	Department of Ocean Development	250000	0	250000	420000	0	420000	870000	0	870000
33	Department of Education( Both Depts.)	101332619	29779700	131112319	150416800	32946500	183363300	207440000	33709900	241149900
	<b>TOTAL</b>	<b>123935901</b>	<b>49479593</b>	<b>173415494</b>	<b>180984938</b>	<b>53858566</b>	<b>234843504</b>	<b>246740200</b>	<b>55244588</b>	<b>301984788</b>

## STATEMENT NO. (1) : BUDGETED PROVISION FOR EDUCATION &amp; TRAINING AT THE CENTRE ( REVENUE ACCOUNT )

SCHEME : TRAINING ( FORMAL )

( RUPEES IN THOUSANDS )

S.NO	MINISTRY/DEPARTMENT	2004-05(ACTUALS)			2005-06 (R. E.)			2006-07 (B. E.)		
		PLAN	NON-PLAN	TOTAL	PLAN	NON-PLAN	TOTAL	PLAN	NON-PLAN	TOTAL
1	Ministry of Railways	0	0	0	0	0	0	0	0	0
2	Ministry of Agriculture	197703	108226	305929	72400	126600	199000	82500	676700	759200
3	Ministry of Civil Aviation	0	6420	6420	0	6725	6725	0	7175	7175
4	Ministry of Finance	0	21378	21378	0	24400	24400	0	25600	25600
5	Ministry of Defence	0	435344	435344	0	466305	466305	0	525900	525900
6	Ministry of Home Affairs	2415	320787	323202	21000	373567	394567	17000	402002	419002
7	Ministry of External Affairs	0	20546	20546	0	20000	20000	0	24000	24000
8	Ministry of Environment and Forests	143663	55275	198938	134500	56020	190520	162500	70299	232799
9	Ministry of Health and Family Welfare	431125	224808	655933	1412600	270300	1682900	1353909	292200	1646109
10	Ministry of Information & Broadcasting	0	0	0	0	0	0	0	0	0
11	Ministry of Atomic Energy	0	4723	4723	0	5000	5000	0	5900	5900
12	M/o Personnel and Public Greivences etc.	153500	37786	191286	189860	55630	245490	243000	195310	438310
13	Ministry of Power	93700	50324	144024	37000	45440	82440	110000	26300	136300
14	Ministry of Rural Development	408937	74200	483137	277100	80200	357300	333000	87000	420000
15	Ministry of Panchayat Raj	32000	0	32000	99000	0	99000	0	0	0
16	Ministry of Science & Technology	26928	50794	77722	34380	71775	106155	30780	73500	104280
17	Ministry of Small Scale Industries	48427	0	48427	60100	0	60100	80000	0	80000
18	Ministry of Labour & Employment	147995	257130	405125	175600	269856	445456	183100	300350	483450
19	Ministry of Shipping, Road Transport & Highways	10000	0	10000	10000	0	10000	10000	0	10000
20	Ministry of Social Justice & Empowerment			0			0			0
21	Ministry of Tourism	265270	5000	270270	450000	2500	452500	570000	6000	576000
22	Ministry of Culture	0	0	0	0	0	0	0	0	0
23	Ministry of Tribal Welfare	0	0	0	0	0	0	0	0	0
24	Ministry of Urban Development	22566	24796	47362	30000	27500	57500	30000	36870	66870
25	Ministry of Water Resources	11734	3815	15549	17200	4500	21700	17700	5300	23000
26	Ministry of Youth Affairs and Sports	0	0	0	0	0	0	0	0	0
27	Ministry of Statistics & Prg. Implementation	0	0	0	0	0	0	0	0	0
28	Ministry of Consumer Affairs, Food & Public Distribution	1326	130490	131816	5100	162189	167289	2500	184000	186500
29	Ministry of Mines	9178	203	9381	10600	200	10800	10300	200	10500
30	Ministry of Industries and Public Enterprises	0	0	0	0	0	0	0	0	0
31	Department of Women & Child Development	865123	0	865123	910000	0	910000	908000	0	908000
32	Department of Ocean Development	1316	0	1316	3000	0	3000	3000	0	3000
33	Department of Education( Both Depts.)	0	0	0	0	0	0	0	0	0
	<b>TOTAL</b>	<b>2872906</b>	<b>1832045</b>	<b>4704951</b>	<b>3949440</b>	<b>2068707</b>	<b>6018147</b>	<b>4147289</b>	<b>2944606</b>	<b>7091895</b>

0

## STATEMENT NO. (1) : BUDGETED PROVISION FOR EDUCATION &amp; TRAINING AT THE CENTRE ( REVENUE ACCOUNT )

SCHEME : TRAINING ( INFORMAL )		( RUPEES IN THOUSANDS )								
S.NO	MINISTRY/DEPARTMENT	2004-05(ACTUALS)			2005-06 ( R. E.)			2006-07 ( B .E.)		
		PLAN	NON-PLAN	TOTAL	PLAN	NON-PLAN	TOTAL	PLAN	NON-PLAN	TOTAL
1	Ministry of Railways	0	0	0	0	0	0	0	0	0
2	Ministry of Agriculture	0	0	0	0	0	0	0	0	0
3	Ministry of Civil Aviation	0	0	0	0	0	0	0	0	0
4	Ministry of Finance	0	0	0	0	0	0	0	0	0
5	Ministry of Defence	0	0	0	0	0	0	0	0	0
6	Ministry of Home Affairs	0	0	0	0	0	0	0	0	0
7	Ministry of External Affairs	0	0	0	0	0	0	0	0	0
8	Ministry of Environment and Forests	0	0	0	0	0	0	0	0	0
9	Ministry of Health and Family Welfare	1488237	134170	1622407	1331300	150600	1481900	1470400	161000	1631400
10	Ministry of Information & Broadcasting	3064	43214	46278	3430	45770	49200	6480	48900	55380
11	Ministry of Atomic Energy	0	0	0	0	0	0	0	0	0
12	M/o Personnel and Public Greivences etc.	0	0	0	0	0	0	0	0	0
13	Ministry of Power	0	0	0	0	0	0	0	0	0
14	Ministry of Rural Development	455078	0	455078	722500		722500	910000		910000
15	Ministry of Panchayat Raj	0	0	0	20000	0	20000	0	0	0
16	Ministry of Science & Technology	0	0	0	0	0	0	0	0	0
17	Ministry of Small Scale Industries	0	0	0	0	0	0	0	0	0
18	Ministry of Labour & Employment	0	0	0	0	0	0	0	0	0
19	Ministry of Shipping, Road Transport & Highways	0	0	0	0	0	0	0	0	0
20	Ministry of Social Justice & Empowerment			0			0			0
21	Ministry of Tourism			0			0			0
22	Ministry of Culture	0	0	0	0	0	0	0	0	0
23	Ministry of Tribal Welfare	0	0	0	0	0	0	0	0	0
24	Ministry of Urban Development	0	0	0	0	0	0	0	0	0
25	Ministry of Water Resources	15439	0	15439	44700	0	44700	60050	0	60050
26	Ministry of Youth Affairs and Sports	0	0	0	0	0	0	0	0	0
27	Ministry of Statistics & Prg. Implementation	0	0	0	0	0	0	0	0	0
28	Ministry of Consumer Affairs, Food & Public Distribution	0	0	0	0	0	0	0	0	0
29	Ministry of Mines	0	0	0	0	0	0	0	0	0
30	Ministry of Industries and Public Enterprises	0	0	0	0	0	0	0	0	0
31	Department of Women & Child Development	0	0	0	0	0	0	0	0	0
32	Department of Ocean Development	0	0	0	0	0	0	0	0	0
33	Department of Education( Both Depts.)	0	0	0	0	0	0	0	0	0
<b>TOTAL</b>		<b>1961818</b>	<b>177384</b>	<b>2139202</b>	<b>2121930</b>	<b>196370</b>	<b>2318300</b>	<b>2446930</b>	<b>209900</b>	<b>2656830</b>

## STATEMENT NO. (1) : BUDGETED PROVISION FOR EDUCATION &amp; TRAINING AT THE CENTRE ( REVENUE ACCOUNT )

SCHEME :TOTAL

( RUPEES IN THOUSANDS )

S.NO	MINISTRY/DEPARTMENT	2004-05(ACTUALS)			2005-06 (R. E.)			2006-07 (B. E.)		
		PLAN	NON-PLAN	TOTAL	PLAN	NON-PLAN	TOTAL	PLAN	NON-PLAN	TOTAL
1	Ministry of Railways	0	881764	881764	0	996894	996894	0	1080164	1080164
2	Ministry of Agriculture	9065603	7793446	16859049	11438400	8373100	19811500	13747500	8720200	22467700
3	Ministry of Civil Aviation	0	6420	6420	0	6725	6725	0	7175	7175
4	Ministry of Finance	0	21378	21378	0	24400	24400	0	25600	25600
5	Ministry of Defence	0	578121	578121	0	603829	603829	0	678746	678746
6	Ministry of Home Affairs	2415	320787	323202	21000	373567	394567	17000	402002	419002
7	Ministry of External Affairs	0	20546	20546	0	20000	20000	0	24000	24000
8	Ministry of Environment and Forests	391138	61629	452767	459500	62870	522370	537500	77599	615099
9	Ministry of Health and Family Welfare	7344793	6445731	13790524	10227900	6779650	17007550	12139509	7075782	19215291
10	Ministry of Information & Broadcasting	10627	64701	75328	20930	72870	93800	25080	77700	102780
11	Ministry of Atomic Energy	6205	4723	10928	9354	5000	14354	11700	5900	17600
12	M/o Personnel and Public Greivences etc.	153500	37786	191286	189860	55630	245490	243000	195310	438310
13	Ministry of Power	93700	50324	144024	37000	45440	82440	110000	26300	136300
14	Ministry of Rural Development	864015	74200	938215	999600	80200	1079800	1243000	87000	1330000
15	Ministry of Panchayat Raj	32000	0	32000	119000	0	119000	0	0	0
16	Ministry of Science & Technology	175121	50794	225915	209380	71775	281155	310780	73500	384280
17	Ministry of Small Scale Industries	48427	0	48427	60100	0	60100	80000	0	80000
18	Ministry of Labour & Employment	147995	702373	850368	175600	740734	916334	183100	756073	939173
19	Ministry of Shipping, Road Transport & Highways	10000	0	10000	10000	0	10000	10000	0	10000
20	Ministry of Social Justice & Empowerment	343915	232825	576740	682500	246900	929400	954400	258100	1212500
21	Ministry of Tourism	265270	5000	270270	450000	2500	452500	570000	6000	576000
22	Ministry of Culture	2714608	2941045	5655653	3582000	3070000	6652000	4220000	3500000	7720000
23	Ministry of Tribal Welfare	535685	2690	538375	825500	7000	832500	1451300	4000	1455300
24	Ministry of Urban Development	22566	24796	47362	30000	27500	57500	30000	36870	66870
25	Ministry of Water Resources	27173	3815	30988	61900	4500	66400	77750	5300	83050
26	Ministry of Youth Affairs and Sports	3675682	632039	4307721	3711900	659700	4371600	5935000	689700	6624700
27	Ministry of Statistics & Prg. Implementation	125400	402696	528096	105384	433970	539354	144000	441973	585973
28	Ministry of Consumer Affairs, Food & Public Distribution	1326	130490	131816	5100	162189	167289	2500	184000	186500
29	Ministry of Mines	9178	203	9381	10600	200	10800	10300	200	10500
30	Ministry of Industries and Public Enterprises	197100	219000	416100	1810000	250000	2060000	2000000	250000	2250000
31	Department of Women & Child Development	923248	0	923248	964000	0	964000	968000	0	968000
32	Department of Ocean Development	251316	0	251316	423000	0	423000	873000	0	873000
33	Department of Education (Both Depts.)	101332619	29779700	131112319	150416800	32946500	183363300	207440000	33709900	241149900
	<b>TOTAL</b>	<b>128770625</b>	<b>51489022</b>	<b>180259647</b>	<b>187056308</b>	<b>56123643</b>	<b>243179951</b>	<b>253334419</b>	<b>58399094</b>	<b>311733513</b>

## STATEMENT NO. (2): BUDGET EXPENDITURE ON EDUCATION &amp; TRAINING BY EDUCATION &amp; OTHER DEPARTMENTS (REVENUE ACCOUNT)

BUDGET : 2004-05 (ACTUAL)

(RUPEES IN THOUSANDS)

S. NO.	STATE / UNION TERRITORY	EDUCATION DEPARTMENT	OTHER DEPARTMENTS			GRAND TOTAL	
			EDUCATION	FORMAL	INFORMAL		TOTAL
1	ANDHRA PRADESH	42305038.00	1063621.00	287828.00	...	1351449.00	43656487.00
2	ARUNACHAL PRADESH	1873883.00	298039.00	47008.00	802.00	345849.00	2219732.00
3	ASSAM	24263174.00	1411229.00	547467.00	20874.00	1979570.00	26242744.00
4	BIHAR	25928434.00	1820125.00	192476.00	...	2012601.00	27941035.00
5	CHHATTISGARH	11082045.00	9899021.00	133337.00	1475.00	10033833.00	21115878.00
6	GOA	3100307.00	407547.00	40646.00	1569.00	449762.00	3550069.00
7	GUJARAT	38703366.00	5429718.00	1326689.00	60062.00	6816469.00	45519835.00
8	HARYANA	16348417.00	1921737.00	671743.00	2879.00	2596359.00	18944776.00
9	HIMACHAL PRADESH	10213865.00	198390.00	639446.00	...	837836.00	11051701.00
10	JAMMU & KASHMIR	6710709.00	1062703.00	1090.00	...	1063793.00	7774502.00
11	JHARKHAND	12745055.00	1082501.00	164178.00	...	1246679.00	13991734.00
12	KARNATAKA	42796726.00	4070145.00	769192.00	5452.00	4844789.00	47641515.00
13	KERALA	35198723.00	2236398.00	2122560.00	7238.00	4366196.00	39564919.00
14	MADHYA PRADESH	24842682.00	9662588.00	520762.00	8798.00	10192148.00	35034830.00
15	MAHARASHTRA	98695303.00	13614893.00	3106201.00	531.00	16721625.00	115416928.00
16	MANIPUR	3105766.00	152981.00	63181.00	...	216162.00	3321928.00
17	MEGHALAYA	2632874.00	228307.00	34574.00	...	262881.00	2895755.00
18	MIZORAM	1903744.00	111142.00	52814.00	2216.00	166172.00	2069916.00
19	NAGALAND	2194773.00	88940.00	62161.00	...	151101.00	2345874.00
20	ORISSA	19714344.00	1969881.00	208959.00	193.00	2179033.00	21893377.00
21	PUNJAB	20724009.00	2144956.00	511642.00	...	2656598.00	23380607.00
22	RAJASTHAN	38960755.00	1682550.00	572334.00	21997.00	2276881.00	41237636.00
23	SIKKIM	1534221.00	71490.00	72727.00	7766.00	151983.00	1686204.00
24	TAMIL NADU	44748685.00	8174853.00	2129823.00	15551.00	10320227.00	55068912.00
25	TRIPURA	4675931.00	210440.00	15791.00	697.00	226928.00	4902859.00
26	UTTARANCHAL	10495656.00	386935.00	243811.00	233.00	630979.00	11126635.00
27	UTTAR PRADESH	67244142.00	14416953.00	1473297.00	...	15890250.00	83134392.00
28	WEST BENGAL	48739904.00	2676732.00	416143.00	13554.00	3106429.00	51846333.00
TOTAL (STATES)		661482531.00	86494815.00	16427880.00	171887.00	103094582.00	764577113.00
29	A. & N. ISLANDS	1076866.00	39142.00	50391.00	159.00	89692.00	1166558.00
30	CHANDIGARH	1555390.00	539580.00	2175.00	...	541755.00	2097145.00
31	DADRA & NAGAR HAVELI	218605.00	3208.00	5611.00	...	8819.00	227424.00
32	DAMAN & DIU	179677.00	6037.00	10931.00	...	16968.00	196645.00
33	DELHI	15279363.00	490854.00	231193.00	1374.00	723421.00	16002784.00
34	LAKSHADWEEP	233926.00	19128.00	4857.00	3529.00	27514.00	261440.00
35	PONDICHERY	1670014.00	380980.00	100389.00	1336.00	482705.00	2152719.00
TOTAL (U.T.s)		20213841.00	1478929.00	405547.00	6398.00	1890874.00	22104715.00
TOTAL (STATES & U.T.s)		681696372.00	87973744.00	16833427.00	178285.00	104985456.00	786681828.00
CENTRE TOTAL		131112319.00	42303175.00	4704951.00	2139202.00	49147328.00	180259647.00
GRAND TOTAL		812808691.00	130276919.00	21538378.00	2317487.00	154132784.00	966941475.00

..NICNET..

## STATEMENT NO. (2): BUDGET EXPENDITURE ON EDUCATION &amp; TRAINING BY EDUCATION &amp; OTHER DEPARTMENTS (REVENUE ACCOUNT)

BUDGET : 2005-06 (REVISED ESTIMATES)

(RUPEES IN THOUSANDS)

S. NO.	STATE / UNION TERRITORY	EDUCATION DEPARTMENT	OTHER DEPARTMENTS			GRAND TOTAL	
			EDUCATION	FORMAL	INFORMAL		TOTAL
1	ANDHRA PRADESH	51128629.00	944281.00	280901.00	...	1225182.00	52353811.00
2	ARUNACHAL PRADESH	1931290.00	364557.00	48141.00	778.00	413476.00	2344766.00
3	ASSAM	32908840.00	2709440.00	1581453.00	20277.00	4311170.00	37220010.00
4	BIHAR	44808005.00	2662408.00	291976.00	...	2954384.00	47762389.00
5	CHHATTISGARH	14011419.00	11924420.00	267644.00	5651.00	12197715.00	26209134.00
6	GOA	3116836.00	486360.00	119325.00	2360.00	608045.00	3724881.00
7	GUJARAT	39723024.00	4762522.00	1442622.00	62300.00	6267444.00	45990468.00
8	HARYANA	20624878.00	2257540.00	865735.00	3412.00	3126687.00	23751565.00
9	HIMACHAL PRADESH	11461006.00	308873.00	818445.00	...	1127318.00	12588324.00
10	JAMMU & KASHMIR	10649010.00	1533915.00	1274.00	...	1535189.00	12184199.00
11	JHARKHAND	18286128.00	2921020.00	579051.00	...	3500071.00	21786199.00
12	KARNATAKA	47921426.00	4737675.00	825470.00	15886.00	5579031.00	53500457.00
13	KERALA	33712223.00	4115695.00	1275974.00	3574.00	5395243.00	39107466.00
14	MADHYA PRADESH	27671034.00	11588637.00	665145.00	11400.00	12265182.00	39936216.00
15	MAHARASHTRA	105777454.00	16772950.00	3880374.00	6175.00	20659499.00	126436953.00
16	MANIPUR	3963491.00	246748.00	97149.00	...	343897.00	4307388.00
17	MEGHALAYA	2904205.00	626678.00	55730.00	...	682408.00	3586613.00
18	MIZORAM	2188155.00	119650.00	62978.00	2480.00	185108.00	2373263.00
19	NAGALAND	2678948.00	175898.00	86093.00	...	261991.00	2940939.00
20	ORISSA	22877565.00	2315705.00	389582.00	369.00	2705656.00	25583221.00
21	PUNJAB	23524175.00	2987386.00	662915.00	...	3650301.00	27174476.00
22	RAJASTHAN	46201515.00	1979205.00	759827.00	23400.00	2762432.00	48963947.00
23	SIKKIM	1716007.00	142996.00	98884.00	9723.00	251603.00	1967610.00
24	TAMIL NADU	49048206.00	7128266.00	2076511.00	15020.00	9219797.00	58268003.00
25	TRIPURA	5021624.00	304622.00	23810.00	755.00	329187.00	5350811.00
26	UTTARANCHAL	12810877.00	619797.00	350538.00	1637.00	971972.00	13782849.00
27	UTTAR PRADESH	75681070.00	19701238.00	2051815.00	...	21753053.00	97434123.00
28	WEST BENGAL	54687372.00	3420620.00	510063.00	14897.00	3945580.00	58632952.00
TOTAL (STATES)		767034412.00	107859102.00	20169425.00	200094.00	128228621.00	895263033.00
29	A. & N. ISLANDS	1127100.00	47400.00	55098.00	230.00	102728.00	1229828.00
30	CHANDIGARH	1726270.00	597927.00	27488.00	...	625415.00	2351685.00
31	DADRA & NAGAR HAVELI	229800.00	3600.00	5900.00	...	9500.00	239300.00
32	DAMAN & DIU	198000.00	7467.00	14500.00	...	21967.00	219967.00
33	DELHI	16501698.00	628652.00	264716.00	4000.00	897368.00	17399066.00
34	LAKSHADWEEP	219500.00	29800.00	7103.00	3989.00	40892.00	260392.00
35	PONDICHERY	1841672.00	417200.00	119813.00	2139.00	539152.00	2380824.00
TOTAL (U.T.s)		21844040.00	1732046.00	494618.00	10358.00	2237022.00	24081062.00
TOTAL (STATES & U.T.s)		788878452.00	109591148.00	20664043.00	210452.00	130465643.00	919344095.00
CENTRE TOTAL		183363300.00	51480204.00	6018147.00	2318300.00	59816651.00	243179951.00
GRAND TOTAL		972241752.00	161071352.00	26682190.00	2528752.00	190282294.00	1162524046.00

## STATEMENT NO. (2): BUDGET EXPENDITURE ON EDUCATION &amp; TRAINING BY EDUCATION &amp; OTHER DEPARTMENTS (REVENUE ACCOUNT)

BUDGET : 2006-07 (BUDGET ESTIMATES)

(RUPEES IN THOUSANDS)

S. NO.	STATE / UNION TERRITORY	EDUCATION DEPARTMENT	OTHER DEPARTMENTS			GRAND TOTAL	
			EDUCATION	FORMAL	INFORMAL		TOTAL
1	ANDHRA PRADESH	55892541.00	1139173.00	266730.00	...	1405903.00	57298444.00
2	ARUNACHAL PRADESH	1780536.00	279225.00	49813.00	785.00	329823.00	2110359.00
3	ASSAM	34844083.00	4963353.00	1449658.00	24222.00	6437233.00	41281316.00
4	BIHAR	49253571.00	2982545.00	349348.00	...	3331893.00	52585464.00
5	CHHATTISGARH	15099363.00	12351295.00	278990.00	696.00	12630981.00	27730344.00
6	GOA	3179737.00	513703.00	136751.00	2460.00	652914.00	3832651.00
7	GUJARAT	41819360.00	5225285.00	1692192.00	80539.00	6998016.00	48817376.00
8	HARYANA	22115417.00	2643193.00	903946.00	3740.00	3550879.00	25666296.00
9	HIMACHAL PRADESH	12404843.00	218810.00	891621.00	...	1110431.00	13515274.00
10	JAMMU & KASHMIR	11491620.00	1627564.00	1236.00	...	1628800.00	13120420.00
11	JHARKHAND	19758898.00	3245616.00	933767.00	...	4179383.00	23938281.00
12	KARNATAKA	52753644.00	6750866.00	1103879.00	5462.00	7860207.00	60613851.00
13	KERALA	48112793.00	5482472.00	1768710.00	10064.00	7261246.00	55374039.00
14	MADHYA PRADESH	34129201.00	6470528.00	762243.00	4080.00	7236851.00	41366052.00
15	MAHARASHTRA	108507212.00	16009370.00	4288673.00	6260.00	20304303.00	128811515.00
16	MANIPUR	3363612.00	222839.00	80437.00	1000.00	304276.00	3667888.00
17	MEGHALAYA	3048598.00	362293.00	56978.00	...	419271.00	3467869.00
18	MIZORAM	2243942.00	142525.00	88930.00	2960.00	234415.00	2478357.00
19	NAGALAND	2690090.00	276489.00	125903.00	...	402392.00	3092482.00
20	ORISSA	23433155.00	2446626.00	396145.00	215.00	2842986.00	26276141.00
21	PUNJAB	24695179.00	2862014.00	648789.00	...	3510803.00	28205982.00
22	RAJASTHAN	48793875.00	1951956.00	820264.00	73301.00	2845521.00	51639396.00
23	SIKKIM	1774688.00	116017.00	107297.00	13560.00	236874.00	2011562.00
24	TAMIL NADU	63133442.00	8459611.00	2467455.00	10500.00	10937566.00	74071008.00
25	TRIPURA	5438922.00	312967.00	27340.00	855.00	341162.00	5780084.00
26	UTTARANCHAL	14008909.00	870173.00	890341.00	942.00	1761456.00	15770365.00
27	UTTAR PRADESH	87142206.00	20382145.00	2405956.00	...	22788101.00	109930307.00
28	WEST BENGAL	63259876.00	3288468.00	563123.00	15858.00	3867449.00	67127325.00
TOTAL (STATES)		854169313.00	111597121.00	23556515.00	257499.00	135411135.00	989580448.00
29	A. & N. ISLANDS	1186000.00	45300.00	57254.00	250.00	102804.00	1288804.00
30	CHANDIGARH	1795530.00	675086.00	31117.00	...	706203.00	2501733.00
31	DADRA & NAGAR HAVELI	226700.00	4200.00	6155.00	...	10355.00	237055.00
32	DAMAN & DIU	205300.00	8600.00	15400.00	...	24000.00	229300.00
33	DELHI	17981577.00	695939.00	293402.00	5500.00	994841.00	18976418.00
34	LAKSHADWEEP	241700.00	21500.00	7681.00	14675.00	43856.00	285556.00
35	PONDICHERY	1930365.00	612387.00	114806.00	2436.00	729629.00	2659994.00
TOTAL (U.T.s)		23567172.00	2063012.00	525815.00	22861.00	2611688.00	26178860.00
TOTAL (STATES & U.T.s)		877736485.00	113660133.00	24082330.00	280360.00	138022823.00	1015759308.00
CENTRE TOTAL		241149900.00	60834888.00	7091895.00	2656830.00	70583613.00	311733513.00
GRAND TOTAL		1118886385.00	174495021.00	31174225.00	2937190.00	208606436.00	1327492821.00

STATEMENT NO (3) : PLAN & NON-PLAN BUDGET PROVISION FOR EDUCATION BY ALL DEPARTMENTS  
( REVENUE ACCOUNT )  
2004-05 (ACTUALS)

(RUPEES IN CRORES)

S.NO.	STATE/ UNION TERRITORY	EDUCATION DEPARTMENT			OTHER DEPARTMENTS			TOTAL		
		PLAN	NON-PLAN	TOTAL	PLAN	NON-PLAN	TOTAL	PLAN	NON-PLAN	TOTAL
1	ANDHRA PRADESH	481.29	3749.22	4230.51	74.83	60.31	135.14	556.12	3809.53	4365.65
2	ARUNACHAL PRADESH	109.76	77.63	187.39	5.77	28.81	34.58	115.53	106.44	221.97
3	ASSAM	252.89	2173.43	2426.32	77.78	120.17	197.95	330.67	2293.60	2624.27
4	BIHAR	402.69	2190.15	2592.84	28.07	173.19	201.26	430.76	2363.34	2794.10
5	CHHATTISGARH	481.31	626.89	1108.20	140.06	863.33	1003.39	621.37	1490.22	2111.59
6	GOA	80.27	229.76	310.03	20.03	24.94	44.97	100.30	254.70	355.00
7	GUJARAT	256.35	3613.99	3870.34	331.38	350.27	681.65	587.73	3964.26	4551.99
8	HARYANA	191.35	1443.49	1634.84	42.93	216.70	259.63	234.28	1660.19	1894.47
9	HIMACHAL PRADESH	101.83	919.56	1021.39	33.82	49.96	83.78	135.65	969.52	1105.17
10	JAMMU & KASHMIR	...	671.07	671.07	...	106.38	106.38	...	777.45	777.45
11	JHARKHAND	236.28	1038.23	1274.51	50.59	74.08	124.67	286.87	1112.31	1399.18
12	KARNATAKA	894.32	3385.35	4279.67	124.00	360.48	484.48	1018.32	3745.83	4764.15
13	KERALA	105.25	3414.63	3519.88	98.38	338.24	436.62	203.63	3752.87	3956.50
14	MADHYA PRADESH	301.23	2183.03	2484.26	441.47	577.74	1019.21	742.70	2760.77	3503.47
15	MAHARASHTRA	186.75	9682.78	9869.53	383.86	1288.30	1672.16	570.61	10971.08	11541.69
16	MANIPUR	45.49	265.08	310.57	9.07	12.54	21.61	54.56	277.62	332.18
17	MEGHALAYA	83.05	180.24	263.29	19.48	6.81	26.29	102.53	187.05	289.58
18	MIZORAM	60.73	129.64	190.37	8.91	7.71	16.62	69.64	137.35	206.99
19	NAGALAND	30.81	188.67	219.48	4.78	10.33	15.11	35.59	199.00	234.59
20	ORISSA	215.84	1755.59	1971.43	39.43	178.48	217.91	255.27	1934.07	2189.34
21	PUNJAB	82.79	1989.61	2072.40	11.19	254.47	265.66	93.98	2244.08	2338.06
22	RAJASTHAN	366.53	3529.54	3896.07	28.95	198.74	227.69	395.48	3728.28	4123.76
23	SIKKIM	51.91	101.51	153.42	10.31	4.89	15.20	62.22	106.40	168.62
24	TAMIL NADU	192.24	4282.63	4474.87	320.02	712.00	1032.02	512.26	4994.63	5506.89
25	TRIPURA	26.91	440.68	467.59	18.93	3.76	22.69	45.84	444.44	490.28
26	UTTARANCHAL	91.92	957.65	1049.57	14.58	48.52	63.10	106.50	1006.17	1112.67
27	UTTAR PRADESH	629.33	6095.08	6724.41	704.29	884.74	1589.03	1333.62	6979.82	8313.44
28	WEST BENGAL	353.14	4520.85	4873.99	21.70	288.94	310.64	374.84	4809.79	5184.63
TOTAL (STATES)		6312.26	59835.98	66148.24	3064.61	7244.83	10309.44	9376.87	67080.81	76457.68
29	A. & N. ISLANDS	32.95	74.74	107.69	4.86	4.11	8.97	37.81	78.85	116.66
30	CHANDIGARH	14.39	141.15	155.54	21.61	32.57	54.18	36.00	173.72	209.72
31	DADRA & NAGAR HAVELI	10.83	11.03	21.86	.55	.33	.88	11.38	11.36	22.74
32	DAMAN & DIU	3.92	14.04	17.96	.61	1.08	1.69	4.53	15.12	19.65
33	DELHI	210.13	1317.81	1527.94	20.31	52.03	72.34	230.44	1369.84	1600.28
34	LAKSHADWEEP	4.48	18.91	23.39	1.24	1.51	2.75	5.72	20.42	26.14
35	PONDICHERRY	55.61	111.39	167.00	32.77	15.50	48.27	88.38	126.89	215.27
TOTAL (U.T.s)		332.31	1689.07	2021.38	81.95	107.13	189.08	414.26	1796.20	2210.46
TOTAL (STATES & U.T.)		6644.57	61525.05	68169.62	3146.56	7351.96	10498.52	9791.13	68877.01	78668.14
CENTRAL TOTAL		10133.26	2977.97	13111.23	2743.80	2170.93	4914.73	12877.06	5148.90	18025.96
GRAND TOTAL		16777.83	64503.02	81280.85	5890.36	9522.89	15413.25	22668.19	74025.91	96694.10



STATEMENT NO (3) : PLAN & NON-PLAN BUDGET PROVISION FOR EDUCATION BY ALL DEPARTMENTS  
( REVENUE ACCOUNT )  
2005-06 (REVISED ESTIMATES)

(RUPEES IN CRORES)

S.NO.	STATE/ UNION TERRITORY	EDUCATION DEPARTMENT			OTHER DEPARTMENTS			TOTAL		
		PLAN	NON-PLAN	TOTAL	PLAN	NON-PLAN	TOTAL	PLAN	NON-PLAN	TOTAL
1	ANDHRA PRADESH	484.78	4628.09	5112.87	14.86	107.66	122.52	499.64	4735.75	5235.39
2	ARUNACHAL PRADESH	104.39	88.74	193.13	12.61	28.74	41.35	117.00	117.48	234.48
3	ASSAM	369.98	2920.90	3290.88	212.13	218.99	431.12	582.11	3139.89	3722.00
4	BIHAR	532.90	3947.90	4480.80	57.79	237.65	295.44	590.69	4185.55	4776.24
5	CHHATTISGARH	700.42	700.72	1401.14	230.77	989.00	1219.77	931.19	1689.72	2620.91
6	GOA	68.29	243.40	311.69	24.73	36.08	60.81	93.02	279.48	372.50
7	GUJARAT	208.89	3763.41	3972.30	275.00	351.74	626.74	483.89	4115.15	4599.04
8	HARYANA	297.92	1764.56	2062.48	64.36	248.31	312.67	362.28	2012.87	2375.15
9	HIMACHAL PRADESH	130.93	1015.17	1146.10	61.15	51.59	112.74	192.08	1066.76	1258.84
10	JAMMU & KASHMIR	249.57	815.33	1064.90	23.59	129.93	153.52	273.16	945.26	1218.42
11	JHARKHAND	402.74	1425.87	1828.61	99.42	250.59	350.01	502.16	1676.46	2178.62
12	KARNATAKA	1014.53	3777.62	4792.15	205.64	352.26	557.90	1220.17	4129.88	5350.05
13	KERALA	145.63	3225.59	3371.22	170.13	369.39	539.52	315.76	3594.98	3910.74
14	MADHYA PRADESH	553.94	2213.16	2767.10	591.96	634.56	1226.52	1145.90	2847.72	3993.62
15	MAHARASHTRA	314.19	10263.56	10577.75	642.48	1423.47	2065.95	956.67	11687.03	12643.70
16	MANIPUR	94.14	302.21	396.35	15.45	18.94	34.39	109.59	321.15	430.74
17	MEGHALAYA	91.94	198.49	290.43	54.82	13.42	68.24	146.76	211.91	358.67
18	MIZORAM	78.51	140.31	218.82	9.97	8.54	18.51	88.48	148.85	237.33
19	NAGALAND	45.77	222.13	267.90	10.83	15.37	26.20	56.60	237.50	294.10
20	ORISSA	280.76	2006.99	2287.75	70.22	200.35	270.57	350.98	2207.34	2558.32
21	PUNJAB	162.44	2189.97	2352.41	43.48	321.55	365.03	205.92	2511.52	2717.44
22	RAJASTHAN	596.03	4024.12	4620.15	48.77	227.48	276.25	644.80	4251.60	4896.40
23	SIKKIM	60.31	111.29	171.60	18.65	6.51	25.16	78.96	117.80	196.76
24	TAMIL NADU	276.19	4628.63	4904.82	403.17	518.81	921.98	679.36	5147.44	5826.80
25	TRIPURA	24.60	477.56	502.16	29.15	3.77	32.92	53.75	481.33	535.08
26	UTTARANCHAL	173.99	1107.10	1281.09	32.06	65.14	97.20	206.05	1172.24	1378.29
27	UTTAR PRADESH	765.50	6802.61	7568.11	1307.47	867.83	2175.30	2072.97	7670.44	9743.41
28	WEST BENGAL	662.50	4806.24	5468.74	78.83	315.73	394.56	741.33	5121.97	5863.30
TOTAL (STATES)		8891.78	67811.67	76703.45	4809.49	8013.40	12822.89	13701.27	75825.07	89526.34
29	A. & N. ISLANDS	36.13	76.58	112.71	5.76	4.52	10.28	41.89	81.10	122.99
30	CHANDIGARH	17.47	155.16	172.63	20.83	41.72	62.55	38.30	196.88	235.18
31	DADRA & NAGAR HAVELI	9.64	13.34	22.98	.60	.35	.95	10.24	13.69	23.93
32	DAMAN & DIU	5.18	14.62	19.80	1.09	1.11	2.20	6.27	15.73	22.00
33	DELHI	283.28	1366.89	1650.17	29.26	60.48	89.74	312.54	1427.37	1739.91
34	LAKSHADWEEP	2.59	19.36	21.95	2.30	1.79	4.09	4.89	21.15	26.04
35	PONDICHERY	65.40	118.77	184.17	36.02	17.90	53.92	101.42	136.67	238.09
TOTAL (U.T.s)		419.69	1764.72	2184.41	95.86	127.87	223.73	515.55	1892.59	2408.14
TOTAL (STATES & U.T.)		9311.47	69576.39	78887.86	4905.35	8141.27	13046.62	14216.82	77717.66	91934.48
CENTRAL TOTAL		15041.68	3294.65	18336.33	3663.95	2317.71	5981.66	18705.63	5612.36	24317.99
GRAND TOTAL		24353.15	72871.04	97224.19	8569.30	10458.98	19028.28	32922.45	83330.02	116252.47

STATEMENT NO (3) : PLAN & NON-PLAN BUDGET PROVISION FOR EDUCATION BY ALL DEPARTMENTS  
( REVENUE ACCOUNT )  
2006-07 (BUDGET ESTIMATES)

(RUPEES IN CRORES)

S.NO.	STATE/ UNION TERRITORY	EDUCATION DEPARTMENT			OTHER DEPARTMENTS			TOTAL		
		PLAN	NON-PLAN	TOTAL	PLAN	NON-PLAN	TOTAL	PLAN	NON-PLAN	TOTAL
1	ANDHRA PRADESH	536.52	5052.73	5589.25	60.37	80.22	140.59	596.89	5132.95	5729.84
2	ARUNACHAL PRADESH	90.21	87.85	178.06	9.37	23.61	32.98	99.58	111.46	211.04
3	ASSAM	92.40	3392.01	3484.41	308.54	335.18	643.72	400.94	3727.19	4128.13
4	BIHAR	708.48	4216.88	4925.36	103.91	229.28	333.19	812.39	4446.16	5258.55
5	CHHATTISGARH	782.19	727.74	1509.93	245.20	1017.90	1263.10	1027.39	1745.64	2773.03
6	GOA	63.07	254.90	317.97	26.62	38.68	65.30	89.69	293.58	383.27
7	GUJARAT	391.20	3790.74	4181.94	341.48	358.32	699.80	732.68	4149.06	4881.74
8	HARYANA	322.75	1888.79	2211.54	100.13	254.96	355.09	422.88	2143.75	2566.63
9	HIMACHAL PRADESH	191.38	1049.11	1240.49	60.45	50.60	111.05	251.83	1099.71	1351.54
10	JAMMU & KASHMIR	172.71	976.45	1149.16	...	162.88	162.88	172.71	1139.33	1312.04
11	JHARKHAND	440.88	1535.01	1975.89	109.20	308.73	417.93	550.08	1843.74	2393.82
12	KARNATAKA	1167.78	4107.58	5275.36	319.35	466.67	786.02	1487.13	4574.25	6061.38
13	KERALA	150.33	4660.95	4811.28	197.98	528.14	726.12	348.31	5189.09	5537.40
14	MADHYA PRADESH	767.75	2645.17	3412.92	421.65	302.04	723.69	1189.40	2947.21	4136.61
15	MAHARASHTRA	277.20	10573.53	10850.73	589.43	1441.00	2030.43	866.63	12014.53	12881.16
16	MANIPUR	61.08	275.28	336.36	14.62	15.81	30.43	75.70	291.09	366.79
17	MEGHALAYA	95.46	209.40	304.86	32.82	9.11	41.93	128.28	218.51	346.79
18	MIZORAM	83.11	141.28	224.39	14.59	8.85	23.44	97.70	150.13	247.83
19	NAGALAND	37.56	231.45	269.01	24.27	15.97	40.24	61.83	247.42	309.25
20	ORISSA	198.13	2145.18	2343.31	76.41	207.89	284.30	274.54	2353.07	2627.61
21	PUNJAB	205.42	2264.10	2469.52	38.01	313.07	351.08	243.43	2577.17	2820.60
22	RAJASTHAN	480.24	4399.15	4879.39	58.08	226.47	284.55	538.32	4625.62	5163.94
23	SIKKIM	57.76	119.71	177.47	17.22	6.46	23.68	74.98	126.17	201.15
24	TAMIL NADU	391.35	5921.99	6313.34	411.39	682.36	1093.75	802.74	6604.35	7407.09
25	TRIPURA	26.75	517.14	543.89	30.05	4.07	34.12	56.80	521.21	578.01
26	UTTARANCHAL	245.03	1155.86	1400.89	94.82	81.32	176.14	339.85	1237.18	1577.03
27	UTTAR PRADESH	1213.22	7501.00	8714.22	1356.08	922.73	2278.81	2569.30	8423.73	10993.03
28	WEST BENGAL	699.38	5626.61	6325.99	88.64	298.10	386.74	788.02	5924.71	6712.73
TOTAL (STATES)		9949.34	75467.59	85416.93	5150.68	8390.42	13541.10	15100.02	83858.01	98958.03
29	A. & N. ISLANDS	36.54	82.06	118.60	5.48	4.80	10.28	42.02	86.86	128.88
30	CHANDIGARH	19.35	160.20	179.55	26.14	44.48	70.62	45.49	204.68	250.17
31	DADRA & NAGAR HAVELI	10.13	12.54	22.67	.68	.36	1.04	10.81	12.90	23.71
32	DAMAN & DIU	5.53	15.00	20.53	1.22	1.18	2.40	6.75	16.18	22.93
33	DELHI	305.45	1492.71	1798.16	35.53	63.95	99.48	340.98	1556.66	1897.64
34	LAKSHADWEEP	4.02	20.15	24.17	1.41	2.98	4.39	5.43	23.13	28.56
35	PONDICHERY	69.41	123.63	193.04	55.19	17.78	72.97	124.60	141.41	266.01
TOTAL (U.T.s)		450.43	1906.29	2356.72	125.65	135.53	261.18	576.08	2041.82	2617.90
TOTAL (STATES & U.T.)		10399.77	77373.88	87773.65	5276.33	8525.95	13802.28	15676.10	85899.83	101575.93
CENTRAL TOTAL		20744.00	3370.99	24114.99	4589.44	2468.92	7058.36	25333.44	5839.91	31173.35
GRAND TOTAL		31143.77	80744.87	111888.64	9865.77	10994.87	20860.64	41009.54	91739.74	132749.28

STATEMENT NO (3-A) : PERCENTAGE OF TOTAL PLAN & NON-PLAN BUDGETED EXPENDITURE ON EDUCATION  
DEPARTMENT TO THE TOTAL STATE PLAN & NON-PLAN BUDGETED EXPENDITURE  
( REVENUE ACCOUNT )

S.NO.	STATE/ UNION TERRITORY	2004-05 (ACTUALS)			2005-06 (R.E.)			2006-07 (B.E.)		
		PLAN	NON-PLAN	TOTAL	PLAN	NON-PLAN	TOTAL	PLAN	NON-PLAN	TOTAL
1	ANDHRA PRADESH	7.15	15.26	13.51	5.99	15.80	13.67	4.30	15.39	12.33
2	ARUNACHAL PRADESH	18.96	8.34	12.41	15.30	8.70	11.34	10.88	8.96	9.84
3	ASSAM	12.44	26.52	23.72	8.65	28.25	22.51	2.68	26.81	21.65
4	BIHAR	31.88	16.37	17.71	20.41	23.70	23.25	19.50	23.24	22.61
5	CHHATTISGARH	29.71	11.43	15.60	27.30	11.61	16.29	27.11	10.84	15.73
6	GOA	21.98	14.56	15.95	14.54	13.61	13.80	11.49	9.70	10.01
7	GUJARAT	6.04	18.02	15.93	4.92	17.74	15.60	8.15	17.65	15.92
8	HARYANA	13.17	14.50	14.33	14.08	15.85	15.57	14.45	15.96	15.72
9	HIMACHAL PRADESH	10.85	18.94	17.63	12.13	18.98	17.83	16.59	18.66	18.31
10	JAMMU & KASHMIR	.00	9.46	8.20	21.79	9.50	10.95	19.71	11.15	11.93
11	JHARKHAND	7.38	19.90	15.14	12.05	22.23	18.74	10.77	22.70	18.20
12	KARNATAKA	17.45	17.09	17.17	17.17	16.72	16.82	14.86	15.51	15.36
13	KERALA	3.35	24.34	20.50	3.46	19.11	15.98	4.83	21.73	19.59
14	MADHYA PRADESH	9.52	14.69	13.78	11.53	13.36	12.95	14.87	15.25	15.16
15	MAHARASHTRA	4.02	20.87	19.33	5.40	21.47	19.73	3.46	20.80	18.44
16	MANIPUR	17.90	18.98	18.81	13.94	44.73	29.34	9.47	20.40	16.86
17	MEGHALAYA	17.42	16.10	16.49	12.76	17.18	15.48	11.43	16.33	14.40
18	MIZORAM	14.71	13.21	13.65	13.28	12.60	12.84	17.32	13.10	14.40
19	NAGALAND	10.46	13.57	13.03	9.50	13.58	12.65	7.44	13.74	12.29
20	ORISSA	11.06	16.85	15.93	9.19	17.33	15.63	6.62	16.57	14.70
21	PUNJAB	17.78	11.89	12.05	9.76	12.21	12.00	13.93	11.34	11.51
22	RAJASTHAN	13.37	20.56	19.57	17.14	22.19	21.38	12.84	21.68	20.30
23	SIKKIM	21.81	6.83	8.90	17.13	7.62	9.46	16.25	7.64	9.23
24	TAMIL NADU	4.92	16.96	15.35	5.13	16.60	14.75	5.90	17.82	15.84
25	TRIPURA	7.89	23.93	21.42	5.07	23.00	19.60	5.28	22.92	19.68
26	UTTARANCHAL	8.00	24.64	20.84	8.72	22.94	18.78	10.58	21.89	18.44
27	UTTAR PRADESH	12.34	15.43	15.07	10.19	16.06	15.17	13.10	16.39	15.84
28	WEST BENGAL	13.40	17.72	17.32	13.43	16.97	16.45	14.08	18.71	18.05
TOTAL (STATES)		10.60	17.44	16.43	10.75	17.81	16.55	10.38	17.91	16.52
29	A. & N. ISLANDS	15.26	9.45	10.70	12.77	6.39	7.60	9.89	8.81	9.12
30	CHANDIGARH	13.37	15.78	15.52	15.79	15.80	15.80	14.70	15.77	15.64
31	DADRA & NAGAR HAVELI	38.39	2.58	4.79	31.15	2.43	3.97	28.87	1.64	2.83
32	DAMAN & DIU	24.82	6.07	7.27	25.53	6.14	7.66	23.18	6.01	7.51
33	DELHI	14.82	29.89	26.22	14.58	26.05	22.95	15.07	27.10	23.86
34	LAKSHADWEEP	15.06	10.39	11.04	8.40	9.52	9.38	12.27	9.30	9.69
35	PONDICHERY	10.62	10.62	10.62	10.15	10.15	10.15	9.85	9.85	9.85
TOTAL (U.T.)		14.21	21.15	19.58	13.70	18.41	17.27	13.55	19.17	17.76
TOTAL (STATES & UTs)		10.73	17.52	16.51	10.86	17.82	16.57	10.49	17.94	16.55
CENTER TOTAL		11.58	1.00	3.41	13.18	1.01	4.16	14.43	.98	4.94
GRAND TOTAL		11.23	9.96	10.19	12.18	10.17	10.61	12.82	10.41	10.98

STATEMENT NO (3-B) : PERCENTAGE OF TOTAL PLAN & NON-PLAN BUDGETED EXPENDITURE ON EDUCATION & OTHER  
DEPARTMENT TO THE TOTAL STATE PLAN & NON-PLAN BUDGETED EXPENDITURE  
( REVENUE ACCOUNT )

S.NO.	STATE/ UNION TERRITORY	2004-05 (ACTUALS)			2005-06 (R.E.)			2006-07 (B.E.)		
		PLAN	NON-PLAN	TOTAL	PLAN	NON-PLAN	TOTAL	PLAN	NON-PLAN	TOTAL
1	ANDHRA PRADESH	8.26	15.50	13.94	6.17	16.16	14.00	4.78	15.63	12.64
2	ARUNACHAL PRADESH	19.95	11.44	14.70	17.14	11.52	13.77	12.01	11.37	11.66
3	ASSAM	16.26	27.99	25.65	13.60	30.37	25.46	11.64	29.46	25.65
4	BIHAR	34.11	17.67	19.09	22.62	25.13	24.79	22.36	24.50	24.14
5	CHHATTISGARH	38.35	27.18	29.73	36.30	27.99	30.47	35.60	26.01	28.89
6	GOA	27.47	16.14	18.27	19.81	15.62	16.49	16.33	11.17	12.07
7	GUJARAT	13.84	19.77	18.73	11.40	19.39	18.06	15.26	19.32	18.58
8	HARYANA	16.13	16.68	16.61	17.13	18.08	17.93	18.93	18.12	18.25
9	HIMACHAL PRADESH	14.46	19.97	19.08	17.80	19.95	19.59	21.83	19.56	19.95
10	JAMMU & KASHMIR	.00	10.96	9.50	23.85	11.02	12.53	19.71	13.02	13.62
11	JHARKHAND	8.96	21.33	16.62	15.03	26.14	22.33	13.44	27.26	22.05
12	KARNATAKA	19.87	18.91	19.11	20.65	18.28	18.77	18.92	17.27	17.65
13	KERALA	6.48	26.76	23.04	7.50	21.30	18.54	11.20	24.20	22.55
14	MADHYA PRADESH	23.46	18.58	19.44	23.84	17.19	18.69	23.04	16.99	18.38
15	MAHARASHTRA	12.29	23.64	22.61	16.43	24.45	23.58	10.81	23.64	21.89
16	MANIPUR	21.47	19.87	20.12	16.22	47.54	31.88	11.74	21.57	18.39
17	MEGHALAYA	21.51	16.71	18.14	20.37	18.34	19.12	15.36	17.04	16.38
18	MIZORAM	16.87	13.99	14.84	14.96	13.37	13.92	20.36	13.92	15.91
19	NAGALAND	12.08	14.32	13.93	11.74	14.52	13.88	12.25	14.68	14.12
20	ORISSA	13.08	18.56	17.70	11.49	19.06	17.48	9.17	18.18	16.48
21	PUNJAB	20.19	13.41	13.59	12.37	14.00	13.86	16.51	12.90	13.15
22	RAJASTHAN	14.42	21.72	20.72	18.54	23.45	22.66	14.40	22.79	21.49
23	SIKKIM	26.14	7.16	9.78	22.43	8.06	10.85	21.09	8.05	10.46
24	TAMIL NADU	13.12	19.78	18.89	12.62	18.46	17.52	12.10	19.88	18.58
25	TRIPURA	13.44	24.13	22.46	11.07	23.19	20.89	11.21	23.10	20.92
26	UTTARANCHAL	9.26	25.89	22.10	10.33	24.29	20.21	14.68	23.43	20.76
27	UTTAR PRADESH	26.16	17.66	18.64	27.61	18.11	19.54	27.74	18.41	19.98
28	WEST BENGAL	14.22	18.85	18.42	15.02	18.09	17.63	15.86	19.70	19.16
TOTAL (STATES)		15.74	19.55	18.99	16.57	19.91	19.31	15.75	19.91	19.14
29	A. & N. ISLANDS	17.51	9.97	11.59	14.80	6.76	8.30	11.37	9.32	9.91
30	CHANDIGARH	33.46	19.42	20.93	34.61	20.05	21.52	34.56	20.14	21.80
31	DADRA & NAGAR HAVELI	40.33	2.66	4.99	33.09	2.50	4.13	30.79	1.68	2.96
32	DAMAN & DIU	28.70	6.54	7.95	30.89	6.61	8.51	28.29	6.48	8.39
33	DELHI	16.25	31.07	27.46	16.08	27.20	24.20	16.82	28.26	25.18
34	LAKSHADWEEP	19.23	11.22	12.34	15.87	10.40	11.12	16.57	10.67	11.45
35	PONDICHERY	16.88	12.10	13.69	15.74	11.68	13.12	17.68	11.27	13.58
TOTAL (U.T.)		17.71	22.49	21.41	16.83	19.74	19.03	17.33	20.53	19.73
TOTAL (STATES & UTs)		15.82	19.62	19.05	16.58	19.91	19.31	15.81	19.92	19.15
CENTER TOTAL		14.72	1.73	4.69	16.39	1.72	5.52	17.62	1.70	6.39
GRAND TOTAL		15.17	11.42	12.13	16.47	11.63	12.68	16.88	11.83	13.03

## STATEMENT NO (4) : TOTAL STATE BUDGETED EXPENDITURE ON EDUCATION &amp; TRAINING ( REVENUE ACCOUNT )

(RUPEES IN THOUSANDS)

S.NO.	STATE/ UNION TERRITORY	2004-05 (ACTUALS)			2005-06 (R.E.)			2006-07 (B.E.)		
		TOTAL STATE BUDGET	EXP. ON EDN. & TRAN. BY EDU. & OTHER DEPT.	% AGE OF COL(3) TO COL(2)	TOTAL STATE BUDGET	EXP. ON EDN. & TRAN. BY EDU. & OTHER DEPT.	% AGE OF COL(6) TO COL(5)	TOTAL STATE BUDGET	EXP. ON EDN. & TRAN. BY EDU. & OTHER DEPT.	% AGE OF COL(9) TO COL(8)
1	2	3	4	5	6	7	8	9	10	
1	ANDHRA PRADESH	313073400.00	43656487.00	13.94	373886700.00	52353811.00	14.00	453270100.00	57298444.00	12.64
2	ARUNACHAL PRADESH	15096400.00	2219732.00	14.70	17024200.00	2344766.00	13.77	18095100.00	2110359.00	11.66
3	ASSAM	102291500.00	26242744.00	25.65	146165200.00	37220010.00	25.46	160962400.00	41281316.00	25.65
4	BIHAR	146384400.00	27941035.00	19.09	192685300.00	47762389.00	24.79	217795600.00	52585464.00	24.14
5	CHHATTISGARH	71030500.00	21115878.00	29.73	86026700.00	26209134.00	30.47	95972800.00	27730344.00	28.89
6	GOA	19432100.00	3550069.00	18.27	22585400.00	3724881.00	16.49	31762700.00	3832651.00	12.07
7	GUJARAT	243017900.00	45519835.00	18.73	254631300.00	45990468.00	18.06	262755400.00	48817376.00	18.58
8	HARYANA	114070900.00	18944776.00	16.61	132491300.00	23751565.00	17.93	140666500.00	25666296.00	18.25
9	HIMACHAL PRADESH	57929400.00	11051701.00	19.08	64267500.00	12588324.00	19.59	67753200.00	13515274.00	19.95
10	JAMMU & KASHMIR	81879600.00	7774502.00	9.50	97240100.00	12184199.00	12.53	96300000.00	13120420.00	13.62
11	JHARKHAND	84185700.00	13991734.00	16.62	97559400.00	21786199.00	22.33	108571900.00	23938281.00	22.05
12	KARNATAKA	249318500.00	47641515.00	19.11	284980400.00	53500457.00	18.77	343405500.00	60613851.00	17.65
13	KERALA	171694100.00	39564919.00	23.04	210902100.00	39107466.00	18.54	245548300.00	55374039.00	22.55
14	MADHYA PRADESH	180263700.00	35034830.00	19.44	213699100.00	39936216.00	18.69	225099700.00	41366052.00	18.38
15	MAHARASHTRA	510466500.00	115416928.00	22.61	536175000.00	126436953.00	23.58	588400400.00	128811515.00	21.89
16	MANIPUR	16511900.00	3321928.00	20.12	13511000.00	4307388.00	31.88	19947200.00	3667888.00	18.39
17	MEGHALAYA	15963400.00	2895755.00	18.14	18757100.00	3586613.00	19.12	21177600.00	3467869.00	16.38
18	MIZORAM	13944000.00	2069916.00	14.84	17048300.00	2373263.00	13.92	15581900.00	2478357.00	15.91
19	NAGALAND	16846300.00	2345874.00	13.93	21181100.00	2940939.00	13.88	21895900.00	3092482.00	14.12
20	ORISSA	123724900.00	21893377.00	17.70	146384400.00	25583221.00	17.48	159398800.00	26276141.00	16.48
21	PUNJAB	171980200.00	23380607.00	13.59	196037600.00	27174476.00	13.86	214462500.00	28205982.00	13.15
22	RAJASTHAN	199061800.00	41237636.00	20.72	216112000.00	48963947.00	22.66	240343400.00	51639396.00	21.49
23	SIKKIM	17234900.00	1686204.00	9.78	18133800.00	1967610.00	10.85	19226600.00	2011562.00	10.46
24	TAMIL NADU	291548700.00	55068912.00	18.89	332641300.00	58268003.00	17.52	398608100.00	74071008.00	18.58
25	TRIPURA	21826300.00	4902859.00	22.46	25614600.00	5350811.00	20.89	27629900.00	5780084.00	20.92
26	UTTARANCHAL	50357300.00	11126635.00	22.10	68204500.00	13782849.00	20.21	75962400.00	15770365.00	20.76
27	UTTAR PRADESH	446103500.00	83134392.00	18.64	498723500.00	97434123.00	19.54	550212200.00	109930307.00	19.98
28	WEST BENGAL	281461200.00	51846333.00	18.42	332519700.00	58632952.00	17.63	350420400.00	67127325.00	19.16
TOTAL (STATES)		4026699000.00	764577113.00	18.99	4635188600.00	895263033.00	19.31	5171226500.00	989580448.00	19.14
29	A. & N. ISLANDS	10065915.00	1166558.00	11.59	14820700.00	1229828.00	8.30	13010200.00	1288804.00	9.91
30	CHANDIGARH	10020202.00	2097145.00	20.93	10927900.00	2351685.00	21.52	11477800.00	2501733.00	21.80
31	DADRA & NAGAR HAVELI	4560890.00	227424.00	4.99	5794000.00	239300.00	4.13	8012000.00	237055.00	2.96
32	DAMAN & DIU	2472710.00	196645.00	7.95	2583900.00	273460.00	8.51	2734600.00	229300.00	8.39
33	DELHI	58274800.00	16002784.00	27.46	71901700.00	17399066.00	24.20	75356600.00	18976418.00	25.18
34	LAKSHADWEEP	2118090.00	261440.00	12.34	2340900.00	260392.00	11.12	2494700.00	285556.00	11.45
35	PONDICHERY	15725752.00	2152719.00	13.69	18144936.00	2380824.00	13.12	19594385.00	2659994.00	13.58
TOTAL (U.T.s)		103238359.00	22104715.00	21.41	126514036.00	24081062.00	19.03	132680285.00	26178860.00	19.73
TOTAL (STATES & U.T.)		4129937359.00	786681828.00	19.05	4761702636.00	919344095.00	19.31	5303906785.00	1015759308.00	19.15
TOTAL ( CENTRE )		3843520000.00	180259647.00	4.69	4402950000.00	243179951.00	5.52	4881920000.00	311733513.00	6.39
GRAND TOTAL		7973457359.00	966941475.00	12.13	9164652636.00	1162524046.00	12.68	***** **	1327492821.00	13.03

...NICNET...

STATEMENT NO (5) : PLAN & NONPLAN BUDGETED EXPENDITURE ON EDUCATION OF EDUCATION DEPARTMENT  
( REVENUE ACCOUNT )

(RUPEES IN THOUSANDS)

STATEMENT NO (5) : PLAN & NONPLAN BUDGETED EXPENDITURE ON EDUCATION OF EDUCATION DEPARTMENT  
( REVENUE ACCOUNT )

(RUPEES IN THOUSANDS)

2004-05 (ACTUALS)						
S.NO.	STATE/ UNION TERRITORY	TOTAL EXP. ON EDN. OF THE EDN. DEPARTMENT	PLAN EXP. ON EDN. OF THE EDUCATION DEPARTMENT	% AGE OF COL.(3) TO COL.(2)	NON-PLAN EXP. ON EDN. OF THE EDN. DEPARTMENT	% AGE OF COL.(5) TO COL.(2)
1		2	3	4	5	6
1	ANDHRA PRADESH	42305038.00	4812887.00	11.38	37492151.00	88.62
2	ARUNACHAL PRADESH	1873883.00	1097622.00	58.57	776261.00	41.43
3	ASSAM	24263174.00	2528907.00	10.42	21734267.00	89.58
4	BIHAR	25928434.00	4026937.00	15.53	21901497.00	84.47
5	CHHATTISGARH	11082045.00	4813116.00	43.43	6268929.00	56.57
6	GOA	3100307.00	802720.00	25.89	2297587.00	74.11
7	GUJARAT	38703366.00	2563458.00	6.62	36139908.00	93.38
8	HARYANA	16348417.00	1913489.00	11.70	14434928.00	88.30
9	HIMACHAL PRADESH	10213865.00	1018255.00	9.97	9195610.00	90.03
10	JAMMU & KASHMIR	6710709.00	0.00	.00	6710709.00	100.00
11	JHARKHAND	12745055.00	2362773.00	18.54	10382282.00	81.46
12	KARNATAKA	42796726.00	8943231.00	20.90	33853495.00	79.10
13	KERALA	35198723.00	1052465.00	2.99	34146258.00	97.01
14	MADHYA PRADESH	24842682.00	3012349.00	12.13	21830333.00	87.87
15	MAHARASHTRA	98695303.00	1867538.00	1.89	96827765.00	98.11
16	MANIPUR	3105766.00	454924.00	14.65	2650842.00	85.35
17	MEGHALAYA	2632874.00	830464.00	31.54	1802410.00	68.46
18	MIZORAM	1903744.00	607309.00	31.90	1296435.00	68.10
19	NAGALAND	2194773.00	308058.00	14.04	1886715.00	85.96
20	ORISSA	19714344.00	2158415.00	10.95	17555929.00	89.05
21	PUNJAB	20724009.00	827913.00	3.99	19896096.00	96.01
22	RAJASTHAN	38960755.00	3665316.00	9.41	35295439.00	90.59
23	SIKKIM	1534221.00	519073.00	33.83	1015148.00	66.17
24	TAMIL NADU	44748685.00	1922389.00	4.30	42826296.00	95.70
25	TRIPURA	4675931.00	269124.00	5.76	4406807.00	94.24
26	UTTARANCHAL	10495656.00	919188.00	8.76	9576468.00	91.24
27	UTTAR PRADESH	67244142.00	6293299.00	9.36	60950843.00	90.64
28	WEST BENGAL	48739904.00	3531420.00	7.25	45208484.00	92.75
TOTAL (STATES)		661482531.00	63122639.00	9.54	598359892.00	90.46
29	A. & N. ISLANDS	1076866.00	329456.00	30.59	747410.00	69.41
30	CHANDIGARH	1555390.00	143854.00	9.25	1411536.00	90.75
31	DADRA & NAGAR HAVELI	218605.00	108292.00	49.54	110313.00	50.46
32	DAMAN & DIU	179677.00	39243.00	21.84	140434.00	78.16
33	DELHI	15279363.00	2101260.00	13.75	13178103.00	86.25
34	LAKSHADWEEP	233926.00	44802.00	19.15	189124.00	80.85
35	PONDICHERY	1670014.00	556075.00	33.30	1113939.00	66.70
TOTAL (U.T.s)		20213841.00	3322982.00	16.44	16890859.00	83.56
TOTAL (STATES & U.T.)		681696372.00	66445621.00	9.75	615250751.00	90.25
TOTAL ( CENTRE )		131112319.00	101332619.00	77.29	29779700.00	22.71
GRAND TOTAL		812808691.00	167778240.00	20.64	645030451.00	79.36

...NICNET...

STATEMENT NO (5) : PLAN & NONPLAN BUDGETED EXPENDITURE ON EDUCATION OF EDUCATION DEPARTMENT  
( REVENUE ACCOUNT )

(RUPEES IN THOUSANDS)

2005-06 (REVISED ESTIMATES)						
S.NO.	STATE/ UNION TERRITORY	TOTAL EXP. ON EDN. OF THE EDN. DEPARTMENT	PLAN EXP. ON EDN. OF THE EDUCATION DEPARTMENT	% AGE OF COL.(8) TO COL.(7)	NON-PLAN EXP. ON EDN. OF THE EDN. DEPARTMENT	% AGE OF COL.(10) TO COL.(7)
	1	7	8	9	10	11
1	ANDHRA PRADESH	51128629.00	4847770.00	9.48	46280859.00	90.52
2	ARUNACHAL PRADESH	1931290.00	1043879.00	54.05	887411.00	45.95
3	ASSAM	32908840.00	3699837.00	11.24	29209003.00	88.76
4	BIHAR	44808005.00	5329012.00	11.89	39478993.00	88.11
5	CHHATTISGARH	14011419.00	7004186.00	49.99	7007233.00	50.01
6	GOA	3116836.00	682884.00	21.91	2433952.00	78.09
7	GUJARAT	39723024.00	2088935.00	5.26	37634089.00	94.74
8	HARYANA	20624878.00	2979238.00	14.44	17645640.00	85.56
9	HIMACHAL PRADESH	11461006.00	1309328.00	11.42	10151678.00	88.58
10	JAMMU & KASHMIR	10649010.00	2495690.00	23.44	8153320.00	76.56
11	JHARKHAND	18286128.00	4027390.00	22.02	14258738.00	77.98
12	KARNATAKA	47921426.00	10145251.00	21.17	37776175.00	78.83
13	KERALA	33712223.00	1456333.00	4.32	32255890.00	95.68
14	MADHYA PRADESH	27671034.00	5539419.00	20.02	22131615.00	79.98
15	MAHARASHTRA	105777454.00	3141868.00	2.97	102635586.00	97.03
16	MANIPUR	3963491.00	941434.00	23.75	3022057.00	76.25
17	MEGHALAYA	2904205.00	919350.00	31.66	1984855.00	68.34
18	MIZORAM	2188155.00	785076.00	35.88	1403079.00	64.12
19	NAGALAND	2678948.00	457694.00	17.08	2221254.00	82.92
20	ORISSA	22877565.00	2807648.00	12.27	20069917.00	87.73
21	PUNJAB	23524175.00	1624447.00	6.91	21899728.00	93.09
22	RAJASTHAN	46201515.00	5960322.00	12.90	40241193.00	87.10
23	SIKKIM	1716007.00	603096.00	35.15	1112911.00	64.85
24	TAMIL NADU	49048206.00	2761914.00	5.63	46286292.00	94.37
25	TRIPURA	5021624.00	246028.00	4.90	4775596.00	95.10
26	UTTARANCHAL	12810877.00	1739901.00	13.58	11070976.00	86.42
27	UTTAR PRADESH	75681070.00	7654995.00	10.11	68026075.00	89.89
28	WEST BENGAL	54687372.00	6624989.00	12.11	48062383.00	87.89
TOTAL (STATES)		767034412.00	88917914.00	11.59	678116498.00	88.41
29	A. & N. ISLANDS	1127100.00	361300.00	32.06	765800.00	67.94
30	CHANDIGARH	1726270.00	174650.00	10.12	1551620.00	89.88
31	DADRA & NAGAR HAVELI	229800.00	96400.00	41.95	133400.00	58.05
32	DAMAN & DIU	198000.00	51800.00	26.16	146200.00	73.84
33	DELHI	16501698.00	2832800.00	17.17	13668898.00	82.83
34	LAKSHADWEEP	219500.00	25900.00	11.80	193600.00	88.20
35	PONDICHERRY	1841672.00	653994.00	35.51	1187678.00	64.49
TOTAL (U.T.s)		21844040.00	4196844.00	19.21	17647196.00	80.79
TOTAL (STATES & U.T.)		788878452.00	93114758.00	11.80	695763694.00	88.20
TOTAL ( CENTRE )		183363300.00	150416800.00	82.03	32946500.00	17.97
GRAND TOTAL		972241752.00	243531558.00	25.05	728710194.00	74.95

...NICNET...

STATEMENT NO (5) : PLAN & NONPLAN BUDGETED EXPENDITURE ON EDUCATION OF EDUCATION DEPARTMENT  
( REVENUE ACCOUNT )

(RUPEES IN THOUSANDS)

2006-07 (BUDGET ESTIMATES)						
S.NO.	STATE/ UNION TERRITORY	TOTAL EXP. ON EDN. OF THE EDN. DEPARTMENT	PLAN EXP. ON EDN. OF THE EDUCATION DEPARTMENT	% AGE OF COL.(13) TO COL.(12)	NON-PLAN EXP. ON EDN. OF THE EDN. DEPARTMENT	% AGE OF COL.(15) TO COL.(12)
1		12	13	14	15	16
1	ANDHRA PRADESH	55892541.00	5365249.00	9.60	50527292.00	90.40
2	ARUNACHAL PRADESH	1780536.00	902075.00	50.66	878461.00	49.34
3	ASSAM	34844083.00	923970.00	2.65	33920113.00	97.35
4	BIHAR	49253571.00	7084770.00	14.38	42168801.00	85.62
5	CHHATTISGARH	15099363.00	7821941.00	51.80	7277422.00	48.20
6	GOA	3179737.00	630708.00	19.84	2549029.00	80.16
7	GUJARAT	41819360.00	3911959.00	9.35	37907401.00	90.65
8	HARYANA	22115417.00	3227500.00	14.59	18887917.00	85.41
9	HIMACHAL PRADESH	12404843.00	1913792.00	15.43	10491051.00	84.57
10	JAMMU & KASHMIR	11491620.00	1727072.00	15.03	9764548.00	84.97
11	JHARKHAND	19758898.00	4408830.00	22.31	15350068.00	77.69
12	KARNATAKA	52753644.00	11677797.00	22.14	41075847.00	77.86
13	KERALA	48112793.00	1503300.00	3.12	46609493.00	96.88
14	MADHYA PRADESH	34129201.00	7677457.00	22.50	26451744.00	77.50
15	MAHARASHTRA	108507212.00	2771961.00	2.55	105735251.00	97.45
16	MANIPUR	3363612.00	610789.00	18.16	2752823.00	81.84
17	MEGHALAYA	3048598.00	954550.00	31.31	2094048.00	68.69
18	MIZORAM	2243942.00	831100.00	37.04	1412842.00	62.96
19	NAGALAND	2690090.00	375559.00	13.96	2314531.00	86.04
20	ORISSA	23433155.00	1981329.00	8.46	21451826.00	91.54
21	PUNJAB	24695179.00	2054212.00	8.32	22640967.00	91.68
22	RAJASTHAN	48793875.00	4802365.00	9.84	43991510.00	90.16
23	SIKKIM	1774688.00	577559.00	32.54	1197129.00	67.46
24	TAMIL NADU	63133442.00	3913517.00	6.20	59219925.00	93.80
25	TRIPURA	5438922.00	267477.00	4.92	5171445.00	95.08
26	UTTARANCHAL	14008909.00	2450281.00	17.49	11558628.00	82.51
27	UTTAR PRADESH	87142206.00	12132204.00	13.92	75010002.00	86.08
28	WEST BENGAL	63259876.00	6993824.00	11.06	56266052.00	88.94
TOTAL (STATES)		854169313.00	99493147.00	11.65	754676166.00	88.35
29	A. & N. ISLANDS	1186000.00	365400.00	30.81	820600.00	69.19
30	CHANDIGARH	1795530.00	193500.00	10.78	1602030.00	89.22
31	DADRA & NAGAR HAVELI	226700.00	101300.00	44.68	125400.00	55.32
32	DAMAN & DIU	205300.00	55300.00	26.94	150000.00	73.06
33	DELHI	17981577.00	3054500.00	16.99	14927077.00	83.01
34	LAKSHADWEEP	241700.00	40200.00	16.63	201500.00	83.37
35	PONDICHERY	1930365.00	694091.00	35.96	1236274.00	64.04
TOTAL (U.T.s)		23567172.00	4504291.00	19.11	19062881.00	80.89
TOTAL (STATES & U.T.)		877736485.00	103997438.00	11.85	773739047.00	88.15
TOTAL ( CENTRE )		241149900.00	207440000.00	86.02	33709900.00	13.98
GRAND TOTAL		1118886385.00	311437438.00	27.83	807448947.00	72.17

...NICNET...



## STATEMENT NO. (6): TOTAL PLAN BUDGETED EXPENDITURE ON EDUCATION BY ALL DEPARTMENTS

( REVENUE ACCOUNT )

(RUPEES IN THOUSANDS)

SL. NO.	STATE/UNION TERRITORY	2004-05(ACTUALS)				2005-06(R.E.)				2006-07(B.E.)			
		PLAN EXP. BY EDN. DEPARTMENT	PLAN EXP. BY OTHER DEPARTMENT	TOTAL PLAN EXPENDITURE	%AGE OF PLAN EXP. TO TOTAL EXP. ON EDN.	PLAN EXP. BY EDN. DEPARTMENT	PLAN EXP. BY OTHER DEPARTMENT	TOTAL PLAN EXPENDITURE	%AGE OF PLAN EXP. TO TOTAL EXP. ON EDN.	PLAN EXP. BY EDN. DEPARTMENT	PLAN EXP. BY OTHER DEPARTMENT	TOTAL PLAN EXPENDITURE	%AGE OF PLAN EXP. TO TOTAL EXP. ON EDN.
		1	ANDHRA PRADESH	4812887.00	748333.00	5561220.00	12.74	4847770.00	148617.00	4996387.00	9.54	5365249.00	603744.00
2	ARUNACHAL PRADESH	1097622.00	57733.00	1155355.00	52.05	1043879.00	126117.00	1169996.00	49.90	902075.00	93731.00	995806.00	47.19
3	ASSAM	2528907.00	777829.00	3306736.00	12.60	3699837.00	2121312.00	5821149.00	15.64	923970.00	3085391.00	4009361.00	9.71
4	BIHAR	4026937.00	280729.00	4307666.00	15.42	5329012.00	577873.00	5906885.00	12.37	7084770.00	1039100.00	8123870.00	15.45
5	CHHATTISGARH	4813116.00	1400578.00	6213694.00	29.43	7004186.00	2307725.00	9311911.00	35.53	7821941.00	2452001.00	10273942.00	37.05
6	GOA	802720.00	200313.00	1003033.00	28.25	682884.00	247279.00	930163.00	24.97	630708.00	266162.00	896870.00	23.40
7	GUJARAT	2563458.00	3313761.00	5877219.00	12.91	2088935.00	2750021.00	4838956.00	10.52	3911959.00	3414778.00	7326737.00	15.01
8	HARYANA	1913489.00	429328.00	2342817.00	12.37	2979238.00	643564.00	3622802.00	15.25	3227500.00	1001312.00	4228812.00	16.48
9	HIMACHAL PRADESH	1018255.00	338237.00	1356492.00	12.27	1309328.00	611457.00	1920785.00	15.26	1913792.00	604464.00	2518256.00	18.63
10	JAMMU & KASHMIR	...	...	...	.00	2495690.00	235897.00	2731587.00	22.42	1727072.00	...	1727072.00	13.16
11	JHARKHAND	2362773.00	505851.00	2868624.00	20.50	4027390.00	994192.00	5021582.00	23.05	4408830.00	1092041.00	5500871.00	22.98
12	KARNATAKA	8943231.00	1240021.00	10183252.00	21.37	10145251.00	2056429.00	12201680.00	22.81	11677797.00	3193518.00	14871315.00	24.53
13	KERALA	1052465.00	983786.00	2036251.00	5.15	1456333.00	1701307.00	3157640.00	8.07	1503300.00	1979842.00	3483142.00	6.29
14	MADHYA PRADESH	3012349.00	4414736.00	7427085.00	21.20	5539419.00	5919562.00	11458981.00	28.69	7677457.00	4216495.00	11893952.00	28.75
15	MAHARASHTRA	1867538.00	3838626.00	5706164.00	4.94	3141868.00	6424791.00	9566659.00	7.57	2771961.00	5894315.00	8666276.00	6.73
16	MANIPUR	454924.00	90716.00	545640.00	16.43	941434.00	154525.00	1095959.00	25.44	610789.00	146216.00	757005.00	20.64
17	MEGHALAYA	830464.00	194818.00	1025282.00	35.41	919350.00	548161.00	1467511.00	40.92	954550.00	328167.00	1282717.00	36.99
18	MIZORAM	607309.00	89099.00	696408.00	33.64	785076.00	99712.00	884788.00	37.28	831100.00	145902.00	977002.00	39.42
19	NAGALAND	308058.00	47777.00	355835.00	15.17	457694.00	108250.00	565944.00	19.24	375559.00	242689.00	618248.00	19.99
20	ORISSA	2158415.00	394273.00	2552688.00	11.66	2807648.00	702185.00	3509833.00	13.72	1981329.00	764068.00	2745397.00	10.45
21	PUNJAB	827913.00	111940.00	939853.00	4.02	1624447.00	434778.00	2059225.00	7.58	2054212.00	380083.00	2434295.00	8.63
22	RAJASTHAN	3665316.00	289497.00	3954813.00	9.59	5960322.00	487680.00	6448002.00	13.17	4802365.00	580829.00	5383194.00	10.42
23	SIKKIM	519073.00	103051.00	622124.00	36.89	603096.00	186537.00	789633.00	40.13	577559.00	172233.00	749792.00	37.27
24	TAMIL NADU	1922389.00	3200207.00	5122596.00	9.30	2761914.00	4031681.00	6793595.00	11.66	3913517.00	4113927.00	8027444.00	10.84
25	TRIPURA	269124.00	189337.00	458461.00	9.35	246028.00	291510.00	537538.00	10.05	267477.00	300488.00	567965.00	9.83
26	UTTARANCHAL	919188.00	145809.00	1064997.00	9.57	1739901.00	320556.00	2060457.00	14.95	2450281.00	948249.00	3398530.00	21.55
27	UTTAR PRADESH	6293299.00	7042863.00	13336162.00	16.04	7654995.00	13074709.00	20729704.00	21.28	12132204.00	13560821.00	25693025.00	23.37
28	WEST BENGAL	3531420.00	217007.00	3748427.00	7.23	6624989.00	788294.00	7413283.00	12.64	6993824.00	886443.00	7880267.00	11.74
TOTAL STATES		63122639.00	30646255.00	93768894.00	12.26	88917914.00	48094721.00	137012635.00	15.30	99493147.00	51507009.00	151000156.00	15.26
29	A. & N. ISLANDS	329456.00	48637.00	378093.00	32.41	361300.00	57572.00	418872.00	34.06	365400.00	54843.00	420243.00	32.61
30	CHANDIGARH	143854.00	216077.00	359931.00	17.16	174650.00	208250.00	382900.00	16.28	193500.00	261400.00	454900.00	18.18
31	DADRA & NAGAR HAVELI	108292.00	5479.00	113771.00	50.03	96400.00	6000.00	102400.00	42.79	101300.00	6755.00	108055.00	45.58
32	DAMAN & DIU	39243.00	6137.00	45380.00	23.08	51800.00	10867.00	62667.00	28.49	55300.00	12200.00	67500.00	29.44
33	DELHI	2101260.00	203147.00	2304407.00	14.40	2832800.00	292582.00	3125382.00	17.96	3054500.00	355300.00	3409800.00	17.97
34	LAKSHADWEEP	44802.00	12408.00	57210.00	21.88	25900.00	23031.00	48931.00	18.79	40200.00	14085.00	54285.00	19.01
35	PONDICHERY	556075.00	327746.00	883821.00	41.06	653994.00	360192.00	1014186.00	42.60	694091.00	551855.00	1245946.00	46.84
TOTAL U. T.		3322982.00	819631.00	4142613.00	18.74	4196844.00	958494.00	5155338.00	21.41	4504291.00	1256438.00	5760729.00	22.01
TOTAL (STATES & UTs)		66445621.00	31465886.00	97911507.00	12.45	93114758.00	49053215.00	142167973.00	15.46	103997438.00	52763447.00	156760885.00	15.43
TOTAL ( CENTRE )		101332619.00	27438006.00	128770625.00	71.44	150416800.00	36639508.00	187056308.00	76.92	207440000.00	45894419.00	253334419.00	81.27
GRAND TOTAL		167778240.00	58903892.00	226682132.00	23.44	243531558.00	85692723.00	329224281.00	28.32	311437438.00	98657866.00	410095304.00	30.89

..NICNET..

## STATEMENT NO. ( 7 ): PLAN &amp; NON-PLAN BUDGETED EXPENDITURE ON ELEMENTARY EDUCATION

ACCOUNT: REVENUE ACCOUNT  
PROGRAM: TOTAL EXPENDITURE

(RUPEES IN THOUSANDS)

SL. NO.	STATE/UNION TERRITORY	2004-05 (ACTUALS)				2005-06 (R.E.)				2006-07 (B.E.)			
		PLAN	NON-PLAN	TOTAL	% AGE TO TOTAL EXP. ON EDUCATION	PLAN	NON-PLAN	TOTAL	% AGE TO TOTAL EXP. ON EDUCATION	PLAN	NON-PLAN	TOTAL	% AGE TO TOTAL EXP. ON EDUCATION
1	ANDHRA PRADESH	3897232.00	17557069.00	21454301.00	50.71	3262731.00	21390078.00	24652809.00	48.22	3769568.00	23749162.00	27518730.00	49.24
2	ARUNACHAL PRADESH	615071.00	469161.00	1084232.00	57.86	712789.00	512839.00	1225628.00	63.46	536475.00	518922.00	1055397.00	59.27
3	ASSAM	1423225.00	12871150.00	14294375.00	58.91	2511100.00	18347243.00	20858343.00	63.38	469830.00	20917259.00	21387089.00	61.38
4	BIHAR	3739725.00	10436885.00	14176610.00	54.68	5119660.00	23399500.00	28519160.00	63.65	6230110.00	25631349.00	31861459.00	64.69
5	CHHATTISGARH	3405513.00	4550959.00	7956472.00	71.80	4209247.00	4870991.00	9080238.00	64.81	4657720.00	5052922.00	9710642.00	64.31
6	GOA	24006.00	560593.00	584599.00	18.86	84550.00	587930.00	672480.00	21.58	72825.00	608314.00	681139.00	21.42
7	GUJARAT	1660039.00	19558786.00	21218825.00	54.82	8471113.00	21057901.00	21905014.00	55.14	2473046.00	21240701.00	23713747.00	56.71
8	HARYANA	1154029.00	7073608.00	8227637.00	50.33	1609468.00	8767572.00	10377040.00	50.31	1509300.00	9376352.00	10885652.00	49.22
9	HIMACHAL PRADESH	537284.00	5012265.00	5549549.00	54.33	460188.00	5691515.00	6151703.00	53.68	1372726.00	5810936.00	7183662.00	57.91
10	JAMMU & KASHMIR	0.00	3072685.00	3072685.00	45.79	1203100.00	3733858.00	4936958.00	46.36	1717000.00	3982762.00	5699762.00	49.60
11	JHARKHAND	1517786.00	7586871.00	9104657.00	71.44	2750000.00	9094606.00	11844606.00	64.77	3030135.00	10494262.00	13524397.00	68.45
12	KARNATAKA	7098558.00	17385799.00	24484357.00	57.21	7370483.00	19621622.00	26992105.00	56.33	7443771.00	21801690.00	29245461.00	55.44
13	KERALA	0.00	15169266.00	15169266.00	43.10	237575.00	13649704.00	13887279.00	41.19	0.00	19397897.00	19397897.00	40.32
14	MADHYA PRADESH	2151943.00	14846483.00	16998426.00	68.42	4494321.00	14588583.00	19082904.00	68.96	6399641.00	18286469.00	24686110.00	72.33
15	MAHARASHTRA	480213.00	42915009.00	43395222.00	43.97	485874.00	44151319.00	44637193.00	42.20	472747.00	45162210.00	45634957.00	42.06
16	MANIPUR	155556.00	1313617.00	1469173.00	47.30	272099.00	1531312.00	1803411.00	45.50	321730.00	1436050.00	1757780.00	52.26
17	MEGHALAYA	437745.00	995841.00	1433586.00	54.45	520400.00	1049575.00	1569975.00	54.06	466400.00	1092406.00	1558806.00	51.13
18	MIZORAM	252116.00	754651.00	1006767.00	52.88	407479.00	806745.00	1214224.00	55.49	430550.00	798145.00	1228695.00	54.76
19	NAGALAND	130988.00	1209138.00	1340126.00	61.06	179213.00	1465927.00	1645140.00	61.41	207270.00	1533322.00	1740592.00	64.70
20	ORISSA	765516.00	10495985.00	11261501.00	57.12	475723.00	12135112.00	12610835.00	55.12	146628.00	13070091.00	13216719.00	56.40
21	PUNJAB	267783.00	4828187.00	5095970.00	24.59	702600.00	5218542.00	5921142.00	25.17	777010.00	6194127.00	6971137.00	28.23
22	RAJASTHAN	2906442.00	19323706.00	22230148.00	57.06	4813254.00	23064799.00	27878053.00	60.34	4129333.00	25003121.00	29132454.00	59.71
23	SIKKIM	244898.00	524130.00	769028.00	50.12	262826.00	549200.00	812026.00	47.32	257145.00	587136.00	844281.00	47.57
24	TAMIL NADU	1442967.00	17447823.00	18890790.00	42.22	1684834.00	18354019.00	20038853.00	40.86	2580977.00	25000516.00	27581493.00	43.69
25	TRIPURA	236526.00	2290856.00	2527382.00	54.05	205015.00	2449612.00	2654627.00	52.86	221259.00	2646163.00	2867422.00	52.72
26	UTTARANCHAL	117328.00	4684034.00	4801362.00	45.75	227245.00	5331463.00	5558708.00	43.39	302405.00	5389426.00	5691831.00	40.63
27	UTTAR PRADESH	2496267.00	36419163.00	38915430.00	57.87	3390505.00	40594011.00	43984516.00	58.12	3360612.00	44994007.00	48354619.00	55.49
28	WEST BENGAL	3198417.00	15164342.00	18362759.00	37.68	5649000.00	15530702.00	21179702.00	38.73	5703100.00	18317239.00	24020339.00	37.97
TOTAL STATES		40357173.00	294518062.00	334875235.00	50.62	54148392.00	337546280.00	391694672.00	51.07	59059313.00	378092956.00	437152269.00	51.18
29	A. & N. ISLANDS	141077.00	390673.00	531750.00	49.38	155200.00	389655.00	544855.00	48.34	150000.00	425748.00	575748.00	48.55
30	CHANDIGARH	74566.00	351701.00	426267.00	27.41	90550.00	417450.00	508000.00	29.43	94500.00	433700.00	528200.00	29.42
31	DADRA & NAGAR HAVELI	75365.00	79860.00	155225.00	71.01	60000.00	100000.00	160000.00	69.63	57400.00	91200.00	148600.00	65.55
32	DAMAN & DIU	9090.00	70511.00	79601.00	44.30	10000.00	71200.00	81200.00	41.01	9390.00	73000.00	82390.00	40.13
33	DELHI	1210623.00	3856758.00	5067381.00	33.16	1429900.00	2948341.00	4378241.00	26.53	1440500.00	3191336.00	4631836.00	25.76
34	LAKSHADWEEP	3568.00	3953.00	7521.00	3.22	2600.00	4200.00	6800.00	3.10	2800.00	4400.00	7200.00	2.98
35	PONDICHERRY	181192.00	495701.00	676893.00	40.53	205548.00	513480.00	719028.00	39.04	202478.00	520735.00	723213.00	37.47
TOTAL U.T.		1695481.00	5249157.00	6944638.00	34.36	1953798.00	4444326.00	6398124.00	29.29	1957068.00	4740119.00	6697187.00	28.42
TOTAL (STATE & UTs)		42052654.00	299767219.00	341819873.00	50.14	56102190.00	341990606.00	398092796.00	50.46	61016381.00	382833075.00	443849456.00	50.57
CENTRE TOTAL		76896500.00	25300.00	76921800.00	58.67	112172600.00	25300.00	112197900.00	61.19	153679500.00	26100.00	153705600.00	63.74
GRAND TOTAL		118949154.00	299792519.00	418741673.00	51.52	168274790.00	342015906.00	510290696.00	52.49	214695881.00	382859175.00	597555056.00	53.41

## STATEMENT NO. ( 8 ): PLAN &amp; NON-PLAN BUDGETED EXPENDITURE ON ELEMENTARY EDUCATION (Sub-head wise)

ACCOUNT: REVENUE ACCOUNT

PROGRAM: DIRECTION, INSPECTION &amp; ADMINISTRATION

(RUPEES IN THOUSANDS)

SL. NO.	STATE/UNION TERRITORY	2004-05 (ACTUALS)				2005-06 (R.E.)				2006-07 (B.E.)			
		PLAN	NON-PLAN	TOTAL	% AGE TO TOTAL EXP. ON PMY. EDN.	PLAN	NON-PLAN	TOTAL	% AGE TO TOTAL EXP. ON PMY. EDN.	PLAN	NON-PLAN	TOTAL	% AGE TO TOTAL EXP. ON PMY. EDN.
1	ANDHRA PRADESH	325978.00	840711.00	1166689.00	5.44	137542.00	949156.00	1086698.00	4.41	146476.00	1023363.00	1169839.00	4.25
2	ARUNACHAL PRADESH	492601.00	469161.00	961762.00	88.70	480060.00	512839.00	992899.00	81.01	441975.00	518922.00	960897.00	91.05
3	ASSAM	8896.00	299416.00	308312.00	2.16	2441.00	331782.00	334223.00	1.60	740.00	1320867.00	1321607.00	6.18
4	BIHAR	0.00	308097.00	308097.00	2.17	0.00	274151.00	274151.00	.96	2000.00	288287.00	290287.00	.91
5	CHHATTISGARH	98723.00	137432.00	236155.00	2.97	65616.00	150969.00	216585.00	2.39	76668.00	151537.00	228205.00	2.35
6	GOA	0.00	23291.00	23291.00	3.98	0.00	23910.00	23910.00	3.56	0.00	26615.00	26615.00	3.91
7	GUJARAT	33353.00	91061.00	124414.00	.59	36830.00	93136.00	129966.00	.59	36963.00	105769.00	142732.00	.60
8	HARYANA	2066.00	288750.00	290816.00	3.53	2000.00	320835.00	322835.00	3.11	2820.00	277174.00	279994.00	2.57
9	HIMACHAL PRADESH	15243.00	101518.00	116761.00	2.10	15540.00	113617.00	129157.00	2.10	26184.00	118875.00	145059.00	2.02
10	JAMMU & KASHMIR	0.00	1663183.00	1663183.00	54.13	0.00	2003332.00	2003332.00	40.58	0.00	2249682.00	2249682.00	39.47
11	JHARKHAND	0.00	96589.00	96589.00	1.06	0.00	145254.00	145254.00	1.23	0.00	143694.00	143694.00	1.06
12	KARNATAKA	3409.00	3739.00	7148.00	.03	4019.00	3926.00	7945.00	.03	5000.00	4658.00	9658.00	.03
13	KERALA	0.00	187033.00	187033.00	1.23	0.00	196308.00	196308.00	1.41	0.00	250426.00	250426.00	1.29
14	MADHYA PRADESH	15221.00	325802.00	341023.00	2.01	0.00	331219.00	331219.00	1.74	0.00	343041.00	343041.00	1.39
15	MAHARASHTRA	0.00	515564.00	515564.00	1.19	0.00	545506.00	545506.00	1.22	0.00	554530.00	554530.00	1.22
16	MANIPUR	0.00	39530.00	39530.00	2.69	9000.00	55052.00	64052.00	3.55	5500.00	51194.00	56694.00	3.23
17	MEGHALAYA	4073.00	27987.00	32060.00	2.24	7500.00	32593.00	40093.00	2.55	8000.00	35231.00	43231.00	2.77
18	MIZORAM	43743.00	17877.00	61620.00	6.12	122200.00	16195.00	138395.00	11.40	72650.00	17195.00	89845.00	7.31
19	NAGALAND	...	...	...	...	...	...	...	...	...	...	...	...
20	ORISSA	0.00	292351.00	292351.00	2.60	0.00	277695.00	277695.00	2.20	0.00	269131.00	269131.00	2.04
21	PUNJAB	0.00	47547.00	47547.00	.93	0.00	52402.00	52402.00	.88	0.00	54164.00	54164.00	.78
22	RAJASTHAN	451154.00	294939.00	746093.00	3.36	598003.00	348872.00	946875.00	3.40	4703.00	711860.00	716563.00	2.46
23	SIKKIM	...	...	...	...	...	...	...	...	...	...	...	...
24	TAMIL NADU	0.00	587896.00	587896.00	3.11	0.00	583371.00	583371.00	2.91	0.00	707256.00	707256.00	2.56
25	TRIPURA	330.00	213894.00	214224.00	8.48	235.00	220378.00	220613.00	8.31	860.00	239614.00	240474.00	8.39
26	UTTARANCHAL	0.00	296.00	296.00	.01	0.00	0.00	0.00	.00	0.00	0.00	0.00	.00
27	UTTAR PRADESH	0.00	427459.00	427459.00	1.10	3299.00	580192.00	583491.00	1.33	0.00	611586.00	611586.00	1.26
28	WEST BENGAL	0.00	227873.00	227873.00	1.24	200.00	266261.00	266461.00	1.26	12000.00	268249.00	280249.00	1.17
TOTAL STATES		1494790.00	7528996.00	9023786.00	2.69	1484485.00	8428951.00	9913436.00	2.53	842539.00	10342920.00	11185459.00	2.56
29	A. & N. ISLANDS	...	...	...	...	...	...	...	...	...	...	...	...
30	CHANDIGARH	52586.00	331796.00	384382.00	90.17	55090.00	395675.00	450765.00	88.73	59000.00	411250.00	470250.00	89.03
31	DADRA & NAGAR HAVELI	9453.00	72027.00	81480.00	52.49	10100.00	90700.00	100800.00	63.00	11100.00	80500.00	91600.00	61.64
32	DAMAN & DIU	690.00	69516.00	70206.00	88.20	1950.00	70100.00	72050.00	88.73	1690.00	71900.00	73590.00	89.32
33	DELHI	...	...	...	...	...	...	...	...	...	...	...	...
34	LAKSHADWEEP	3568.00	3953.00	7521.00	100.00	2600.00	4200.00	6800.00	100.00	2800.00	4400.00	7200.00	100.00
35	PONDICHERRY	138.00	494328.00	494466.00	73.05	718.00	511687.00	512405.00	71.26	4492.00	519271.00	523763.00	72.42
TOTAL U.T.		66435.00	971620.00	1038055.00	14.95	70458.00	1072362.00	1142820.00	17.86	79082.00	1087321.00	1166403.00	17.42
TOTAL (STATE & UTs)		1561225.00	8500616.00	10061841.00	2.94	1554943.00	9501313.00	11056256.00	2.78	921621.00	11430241.00	12351862.00	2.78

. . NICNET . .

## STATEMENT NO. ( 8 ): PLAN &amp; NON-PLAN BUDGETED EXPENDITURE ON ELEMENTARY EDUCATION (Sub-head wise)

ACCOUNT: REVENUE ACCOUNT  
PROGRAM: GOVERNMENT PRIMARY SCHOOLS

(RUPEES IN THOUSANDS)

SL. NO.	STATE/UNION TERRITORY	2004-05 (ACTUALS)				2005-06 (R.E.)				2006-07 (B.E.)			
		PLAN	NON-PLAN	TOTAL	% AGE TO TOTAL EXP. ON PMY. EDN.	PLAN	NON-PLAN	TOTAL	% AGE TO TOTAL EXP. ON PMY. EDN.	PLAN	NON-PLAN	TOTAL	% AGE TO TOTAL EXP. ON PMY. EDN.
1	ANDHRA PRADESH	78104.00	1169684.00	1247788.00	5.82	24648.00	1457955.00	1482603.00	6.01	22990.00	1531965.00	1554955.00	5.65
2	ARUNACHAL PRADESH	...	...	...	...	...	...	...	...	...	...	...	...
3	ASSAM	598683.00	12177208.00	12775891.00	89.38	517930.00	16553180.00	17071110.00	81.84	121550.00	18708213.00	18829763.00	88.04
4	BIHAR	1537049.00	9918992.00	11456041.00	80.81	1393380.00	22952064.00	24345444.00	85.37	1645218.00	24881212.00	26526430.00	83.26
5	CHHATTISGARH	3068864.00	4289008.00	7357872.00	92.48	3713721.00	3974490.00	7688211.00	84.67	4230147.00	4125931.00	8356078.00	86.05
6	GOA	1875.00	400505.00	402380.00	68.83	200.00	428425.00	428625.00	63.74	2600.00	427370.00	429970.00	63.13
7	GUJARAT	590915.00	17924277.00	18515192.00	87.26	329621.00	19769432.00	20099053.00	91.76	1330898.00	19716880.00	21047778.00	88.76
8	HARYANA	598257.00	6446627.00	7044884.00	85.62	796270.00	7571785.00	8368055.00	80.64	966180.00	8605620.00	9571800.00	87.93
9	HIMACHAL PRADESH	321193.00	4727170.00	5048363.00	90.97	322063.00	5388894.00	5710957.00	92.84	1109989.00	5542877.00	6652866.00	92.61
10	JAMMU & KASHMIR	0.00	1409502.00	1409502.00	45.87	1203100.00	1730526.00	2933626.00	59.42	1717000.00	1733080.00	3450080.00	60.53
11	JHARKHAND	0.00	7199215.00	7199215.00	79.07	948960.00	8279214.00	9228174.00	77.91	1427535.00	9898367.00	11325902.00	83.74
12	KARNATAKA	4950.00	0.00	4950.00	.02	0.00	0.00	0.00	.00	0.00	0.00	0.00	.00
13	KERALA	0.00	5274931.00	5274931.00	34.77	0.00	4398837.00	4398837.00	31.68	0.00	7239378.00	7239378.00	37.32
14	MADHYA PRADESH	1672292.00	12454167.00	14126459.00	83.10	3820289.00	12341155.00	16161444.00	84.69	6337602.00	15391643.00	21729245.00	88.02
15	MAHARASHTRA	...	...	...	...	...	...	...	...	...	...	...	...
16	MANIPUR	452.00	908045.00	908497.00	61.84	0.00	1034293.00	1034293.00	57.35	2550.00	935760.00	938310.00	53.38
17	MEGHALAYA	97513.00	599611.00	697124.00	48.63	115800.00	612052.00	727852.00	46.36	132627.00	636760.00	769387.00	49.36
18	MIZORAM	31291.00	695124.00	726415.00	72.15	82379.00	781110.00	863489.00	71.11	132200.00	770860.00	903060.00	73.50
19	NAGALAND	82010.00	1197882.00	1279892.00	95.51	110358.00	1452679.00	1563037.00	95.01	63070.00	1531322.00	1594392.00	91.60
20	ORISSA	46951.00	10022630.00	10069581.00	89.42	69315.00	10677308.00	10746623.00	85.22	1.00	10864541.00	10864542.00	82.20
21	PUNJAB	267783.00	4740081.00	5007864.00	98.27	702600.00	5108216.00	5810816.00	98.14	777010.00	5285639.00	6062649.00	86.97
22	RAJASTHAN	25529.00	9793492.00	9819021.00	44.17	510266.00	11863506.00	12373772.00	44.39	436535.00	12806336.00	13242871.00	45.46
23	SIKKIM	188402.00	519479.00	707881.00	92.05	211000.00	542291.00	753291.00	92.77	210850.00	579392.00	790242.00	93.60
24	TAMIL NADU	1053049.00	11499472.00	12552521.00	66.45	1030103.00	12027969.00	13058072.00	65.16	1446355.00	17634498.00	19080853.00	69.18
25	TRIPURA	235770.00	1810877.00	2046647.00	80.98	197084.00	1946299.00	2143383.00	80.74	215548.00	2098950.00	2314498.00	80.72
26	UTTARANCHAL	6697.00	8226.00	14923.00	.31	0.00	10119.00	10119.00	.18	90774.00	10774.00	101548.00	1.78
27	UTTAR PRADESH	0.00	111538.00	111538.00	.29	0.00	98080.00	98080.00	.22	0.00	127573.00	127573.00	.26
28	WEST BENGAL	0.00	38128.00	38128.00	.21	0.00	44064.00	44064.00	.21	0.00	44513.00	44513.00	.19
TOTAL STATES		10507629.00	125335871.00	135843500.00	40.57	16099087.00	151043943.00	167143030.00	42.67	22419229.00	171129454.00	193548683.00	44.27
29	A. & N. ISLANDS	71662.00	369317.00	440979.00	82.93	84670.00	372895.00	457565.00	83.98	94000.00	405970.00	499970.00	86.84
30	CHANDIGARH	...	...	...	...	...	...	...	...	...	...	...	...
31	DADRA & NAGAR HAVELI	...	...	...	...	...	...	...	...	...	...	...	...
32	DAMAN & DIU	...	...	...	...	...	...	...	...	...	...	...	...
33	DELHI	...	...	...	...	...	...	...	...	...	...	...	...
34	LAKSHADWEEP	...	...	...	...	...	...	...	...	...	...	...	...
35	PONDICHERRY	...	...	...	...	...	...	...	...	...	...	...	...
TOTAL U.T.		71662.00	369317.00	440979.00	6.35	84670.00	372895.00	457565.00	7.15	94000.00	405970.00	499970.00	7.47
TOTAL (STATE & UTs)		10579291.00	125705188.00	136284479.00	39.87	16183757.00	151416838.00	167600595.00	42.10	22513229.00	171535424.00	194048653.00	43.72

. . NICNET . .

## STATEMENT NO. ( 8 ): PLAN &amp; NON-PLAN BUDGETED EXPENDITURE ON ELEMENTARY EDUCATION (Sub-head wise)

ACCOUNT: REVENUE ACCOUNT

PROGRAM: ASSISTANCE TO NON-GOVT. PRIMARY SCHOOLS

(RUPEES IN THOUSANDS)

SL. NO.	STATE/UNION TERRITORY	2004-05 (ACTUALS)				2005-06 (R.E.)				2006-07 (B.E.)			
		PLAN	NON-PLAN	TOTAL	% AGE TO TOTAL EXP. ON PMY. EDN.	PLAN	NON-PLAN	TOTAL	% AGE TO TOTAL EXP. ON PMY. EDN.	PLAN	NON-PLAN	TOTAL	% AGE TO TOTAL EXP. ON PMY. EDN.
1	ANDHRA PRADESH	...	...	...	...	...	...	...	...	...	...	...	...
2	ARUNACHAL PRADESH	42400.00	0.00	42400.00	3.91	74000.00	0.00	74000.00	6.04	18000.00	0.00	18000.00	1.71
3	ASSAM	100077.00	181525.00	281602.00	1.97	73977.00	291822.00	365799.00	1.75	68102.00	310826.00	378928.00	1.77
4	BIHAR	30790.00	134584.00	165374.00	1.17	0.00	79741.00	79741.00	.28	0.00	55360.00	55360.00	.17
5	CHHATTISGARH	3806.00	67949.00	71755.00	.90	4990.00	67640.00	72630.00	.80	4990.00	70000.00	74990.00	.77
6	GOA	...	...	...	...	...	...	...	...	...	...	...	...
7	GUJARAT	...	...	...	...	...	...	...	...	...	...	...	...
8	HARYANA	0.00	84679.00	84679.00	1.03	0.00	86075.00	86075.00	.83	0.00	93575.00	93575.00	.86
9	HIMACHAL PRADESH	0.00	17596.00	17596.00	.32	0.00	19331.00	19331.00	.31	0.00	17596.00	17596.00	.24
10	JAMMU & KASHMIR	...	...	...	...	...	...	...	...	...	...	...	...
11	JHARKHAND	0.00	270000.00	270000.00	2.97	10000.00	645924.00	655924.00	5.54	10000.00	418287.00	428287.00	3.17
12	KARNATAKA	1766.00	0.00	1766.00	.01	0.00	0.00	0.00	.00	0.00	0.00	0.00	.00
13	KERALA	0.00	8813550.00	8813550.00	58.10	0.00	8203013.00	8203013.00	59.07	0.00	10611473.00	10611473.00	54.70
14	MADHYA PRADESH	9557.00	131757.00	141314.00	.83	10912.00	146298.00	157210.00	.82	0.00	173465.00	173465.00	.70
15	MAHARASHTRA	0.00	142135.00	142135.00	.33	0.00	23986.00	23986.00	.05	0.00	24619.00	24619.00	.05
16	MANIPUR	81284.00	82711.00	163995.00	11.16	68600.00	84490.00	153090.00	8.49	70200.00	84490.00	154690.00	8.80
17	MEGHALAYA	335763.00	366937.00	702700.00	49.02	387700.00	402505.00	790205.00	50.33	320473.00	417950.00	738423.00	47.37
18	MIZORAM	177082.00	41650.00	218732.00	21.73	202900.00	9440.00	212340.00	17.49	225700.00	10090.00	235790.00	19.19
19	NAGALAND	6000.00	2000.00	8000.00	.60	5000.00	2000.00	7000.00	.43	4000.00	2000.00	6000.00	.34
20	ORISSA	78742.00	28559.00	107301.00	.95	65174.00	45885.00	111059.00	.88	76628.00	59283.00	135911.00	1.03
21	PUNJAB	0.00	40559.00	40559.00	.80	0.00	57924.00	57924.00	.98	0.00	54324.00	54324.00	.78
22	RAJASTHAN	0.00	308390.00	308390.00	1.39	0.00	310500.00	310500.00	1.11	0.00	310500.00	310500.00	1.07
23	SIKKIM	2538.00	0.00	2538.00	.33	400.00	0.00	400.00	.05	330.00	0.00	330.00	.04
24	TAMIL NADU	0.00	5310458.00	5310458.00	28.11	0.00	5690242.00	5690242.00	28.40	0.00	6600303.00	6600303.00	23.93
25	TRIPURA	0.00	40410.00	40410.00	1.60	0.00	41360.00	41360.00	1.56	160.00	45000.00	45160.00	1.57
26	UTTARANCHAL	90084.00	4635323.00	4725407.00	98.42	152710.00	5274002.00	5426712.00	97.63	117630.00	5324000.00	5441630.00	95.60
27	UTTAR PRADESH	2495415.00	35325828.00	37821243.00	97.19	3273991.00	39360726.00	42634717.00	96.93	3249037.00	43688953.00	46937990.00	97.07
28	WEST BENGAL	0.00	14286908.00	14286908.00	77.80	0.00	14472555.00	14472555.00	68.33	0.00	17226787.00	17226787.00	71.72
	TOTAL STATES	3455304.00	70313508.00	73768812.00	22.03	4330354.00	75315459.00	79645813.00	20.33	4165250.00	85598881.00	89764131.00	20.53
29	A. & N. ISLANDS	...	...	...	...	...	...	...	...	...	...	...	...
30	CHANDIGARH	0.00	11534.00	11534.00	2.71	0.00	12500.00	12500.00	2.46	0.00	13000.00	13000.00	2.46
31	DADRA & NAGAR HAVELI	...	...	...	...	...	...	...	...	...	...	...	...
32	DAMAN & DIU	...	...	...	...	...	...	...	...	...	...	...	...
33	DELHI	...	...	...	...	...	...	...	...	...	...	...	...
34	LAKSHADWEEP	...	...	...	...	...	...	...	...	...	...	...	...
35	PONDICHERY	...	...	...	...	...	...	...	...	...	...	...	...
	TOTAL U.T.	0.00	11534.00	11534.00	.17	0.00	12500.00	12500.00	.20	0.00	13000.00	13000.00	.19
	TOTAL (STATE & UTs)	3455304.00	70325042.00	73780346.00	21.58	4330354.00	75327959.00	79658313.00	20.01	4165250.00	85611881.00	89777131.00	20.23

..NICNET..

## STATEMENT NO. ( 8 ): PLAN &amp; NON-PLAN BUDGETED EXPENDITURE ON ELEMENTARY EDUCATION (Sub-head wise)

ACCOUNT: REVENUE ACCOUNT

PROGRAM: ASSISTANCE TO LOCAL BODIES FOR PRIMARY EDUCATION

(RUPEES IN THOUSANDS)

SL. NO.	STATE/UNION TERRITORY	2004-05 (ACTUALS)				2005-06 (R.E.)				2006-07 (B.E.)			
		PLAN	NON-PLAN	TOTAL	% AGE TO TOTAL EXP. ON PMY. EDN.	PLAN	NON-PLAN	TOTAL	% AGE TO TOTAL EXP. ON PMY. EDN.	PLAN	NON-PLAN	TOTAL	% AGE TO TOTAL EXP. ON PMY. EDN.
1	ANDHRA PRADESH	1848.00	15439235.00	15441083.00	71.97	6808.00	18899327.00	18906135.00	76.69	6112.00	20338543.00	20344655.00	73.93
2	ARUNACHAL PRADESH	...	...	...	...	...	...	...	...	...	...	...	...
3	ASSAM	0.00	89132.00	89132.00	.62	81915.00	520800.00	602715.00	2.89	63550.00	509081.00	572631.00	2.68
4	BIHAR	...	...	...	...	...	...	...	...	...	...	...	...
5	CHHATTISGARH	159309.00	44721.00	204030.00	2.56	180000.00	616738.00	796738.00	8.77	230000.00	650000.00	880000.00	9.06
6	GOA	...	...	...	...	...	...	...	...	...	...	...	...
7	GUJARAT	...	...	...	...	...	...	...	...	...	...	...	...
8	HARYANA	0.00	145400.00	145400.00	1.77	0.00	460578.00	460578.00	4.44	0.00	1520.00	1520.00	.01
9	HIMACHAL PRADESH	...	...	...	...	...	...	...	...	...	...	...	...
10	JAMMU & KASHMIR	...	...	...	...	...	...	...	...	...	...	...	...
11	JHARKHAND	...	...	...	...	...	...	...	...	...	...	...	...
12	KARNATAKA	2412046.00	16986197.00	19398243.00	79.23	6632164.00	19270021.00	25902185.00	95.96	6607971.00	21499352.00	28107323.00	96.11
13	KERALA	0.00	872087.00	872087.00	5.75	0.00	838650.00	838650.00	6.04	0.00	1267302.00	1267302.00	6.53
14	MADHYA PRADESH	417016.00	1932147.00	2349163.00	13.82	491613.00	1762140.00	2253753.00	11.81	0.00	2335260.00	2335260.00	9.46
15	MAHARASHTRA	471181.00	41984857.00	42456038.00	97.84	420874.00	43311023.00	43731897.00	97.97	462747.00	44307228.00	44769975.00	98.10
16	MANIPUR	...	...	...	...	...	...	...	...	...	...	...	...
17	MEGHALAYA	35.00	759.00	794.00	.06	0.00	1075.00	1075.00	.07	0.00	1115.00	1115.00	.07
18	MIZORAM	...	...	...	...	...	...	...	...	...	...	...	...
19	NAGALAND	...	...	...	...	...	...	...	...	...	...	...	...
20	ORISSA	...	...	...	...	...	...	...	...	...	...	...	...
21	PUNJAB	0.00	0.00	0.00	.00	0.00	0.00	0.00	.00	0.00	800000.00	800000.00	11.48
22	RAJASTHAN	869568.00	7819233.00	8688801.00	39.09	1280370.00	9200001.00	10480371.00	37.59	377326.00	9789346.00	10166672.00	34.90
23	SIKKIM	0.00	0.00	0.00	.00	800.00	1000.00	1800.00	.22	800.00	800.00	1600.00	.19
24	TAMIL NADU	0.00	49800.00	49800.00	.26	0.00	52257.00	52257.00	.26	0.00	52259.00	52259.00	.19
25	TRIPURA	...	...	...	...	...	...	...	...	...	...	...	...
26	UTTARANCHAL	...	...	...	...	...	...	...	...	...	...	...	...
27	UTTAR PRADESH	...	...	...	...	...	...	...	...	...	...	...	...
28	WEST BENGAL	...	...	...	...	...	...	...	...	...	...	...	...
	TOTAL STATES	4331003.00	85363568.00	89694571.00	26.78	9094544.00	94933610.00	104028154.00	26.56	7748506.00	101551806.00	109300312.00	25.00
29	A. & N. ISLANDS	...	...	...	...	...	...	...	...	...	...	...	...
30	CHANDIGARH	...	...	...	...	...	...	...	...	...	...	...	...
31	DADRA & NAGAR HAVELI	65912.00	7833.00	73745.00	47.51	49900.00	9300.00	59200.00	37.00	46300.00	10700.00	57000.00	38.36
32	DAMAN & DIU	7900.00	100.00	8000.00	10.05	7400.00	200.00	7600.00	9.36	7000.00	200.00	7200.00	8.74
33	DELHI	1170144.00	3856758.00	5026902.00	99.20	1366700.00	2948341.00	4315041.00	98.56	1368400.00	3191336.00	4559736.00	98.44
34	LAKSHADWEEP	...	...	...	...	...	...	...	...	...	...	...	...
35	PONDICHERY	...	...	...	...	...	...	...	...	...	...	...	...
	TOTAL U.T.	1243956.00	3864691.00	5108647.00	73.56	1424000.00	2957841.00	4381841.00	68.49	1421700.00	3202236.00	4623936.00	69.04
	TOTAL (STATE & UTs)	5574959.00	89228259.00	94803218.00	27.73	10518544.00	97891451.00	108409995.00	27.23	9170206.00	104754042.00	113924248.00	25.67

..NICNET..

## STATEMENT NO. ( 8 ): PLAN &amp; NON-PLAN BUDGETED EXPENDITURE ON ELEMENTARY EDUCATION (Sub-head wise)

ACCOUNT: REVENUE ACCOUNT  
PROGRAM: TEACHERS' TRAINING

(RUPEES IN THOUSANDS)

SL. NO.	STATE/UNION TERRITORY	2004-05 (ACTUALS)				2005-06 (R.E.)				2006-07 (B.E.)			
		PLAN	NON-PLAN	TOTAL	% AGE TO TOTAL EXP. ON PMY. EDN.	PLAN	NON-PLAN	TOTAL	% AGE TO TOTAL EXP. ON PMY. EDN.	PLAN	NON-PLAN	TOTAL	% AGE TO TOTAL EXP. ON PMY. EDN.
1	ANDHRA PRADESH	...	...	...	...	...	...	...	...	...	...	...	...
2	ARUNACHAL PRADESH	...	...	...	...	...	...	...	...	...	...	...	...
3	ASSAM	1912.00	2462.00	4374.00	.03	5648.00	2513.00	8161.00	.04	6188.00	2511.00	8699.00	.04
4	BIHAR	0.00	75015.00	75015.00	.53	0.00	93544.00	93544.00	.33	1500.00	96490.00	97990.00	.31
5	CHHATTISGARH	855.00	9716.00	10571.00	.13	6041.00	11034.00	17075.00	.19	6040.00	5334.00	11374.00	.12
6	GOA	0.00	2926.00	2926.00	.50	0.00	2720.00	2720.00	.40	0.00	2750.00	2750.00	.40
7	GUJARAT	9149.00	107484.00	116633.00	.55	14950.00	90983.00	105933.00	.48	67250.00	92202.00	159452.00	.67
8	HARYANA	...	...	...	...	...	...	...	...	...	...	...	...
9	HIMACHAL PRADESH	...	...	...	...	...	...	...	...	...	...	...	...
10	JAMMU & KASHMIR	...	...	...	...	...	...	...	...	...	...	...	...
11	JHARKHAND	0.00	21067.00	21067.00	.23	0.00	24214.00	24214.00	.20	0.00	33914.00	33914.00	.25
12	KARNATAKA	0.00	106877.00	106877.00	.44	0.00	177171.00	177171.00	.66	0.00	120051.00	120051.00	.41
13	KERALA	...	...	...	...	...	...	...	...	...	...	...	...
14	MADHYA PRADESH	37857.00	2399.00	40256.00	.24	152207.00	2771.00	154978.00	.81	0.00	3060.00	3060.00	.01
15	MAHARASHTRA	0.00	272453.00	272453.00	.63	0.00	270804.00	270804.00	.61	0.00	275833.00	275833.00	.60
16	MANIPUR	240.00	0.00	240.00	.02	501.00	0.00	501.00	.03	520.00	0.00	520.00	.03
17	MEGHALAYA	...	...	...	...	...	...	...	...	...	...	...	...
18	MIZORAM	...	...	...	...	...	...	...	...	...	...	...	...
19	NAGALAND	1700.00	9256.00	10956.00	.82	1700.00	11248.00	12948.00	.79	1700.00	0.00	1700.00	.10
20	ORISSA	...	...	...	...	...	...	...	...	...	...	...	...
21	PUNJAB	...	...	...	...	...	...	...	...	...	...	...	...
22	RAJASTHAN	...	...	...	...	...	...	...	...	...	...	...	...
23	SIKKIM	9490.00	4651.00	14141.00	1.84	7526.00	5909.00	13435.00	1.65	5965.00	6944.00	12909.00	1.53
24	TAMIL NADU	...	...	...	...	...	...	...	...	...	...	...	...
25	TRIPURA	184.00	15901.00	16085.00	.64	737.00	17045.00	17782.00	.67	1331.00	18794.00	20125.00	.70
26	UTTARANCHAL	0.00	38451.00	38451.00	.80	0.00	44642.00	44642.00	.80	0.00	51252.00	51252.00	.90
27	UTTAR PRADESH	0.00	40138.00	40138.00	.10	0.00	0.00	0.00	.00	0.00	0.00	0.00	.00
28	WEST BENGAL	0.00	54551.00	54551.00	.30	0.00	68571.00	68571.00	.32	0.00	70122.00	70122.00	.29
TOTAL STATES		61387.00	763347.00	824734.00	.25	189310.00	823169.00	1012479.00	.26	90494.00	779257.00	869751.00	.20
29	A. & N. ISLANDS	3261.00	5000.00	8261.00	1.55	3739.00	6163.00	9902.00	1.82	3900.00	6485.00	10385.00	1.80
30	CHANDIGARH	500.00	7533.00	8033.00	1.88	440.00	8375.00	8815.00	1.74	500.00	8535.00	9035.00	1.71
31	DADRA & NAGAR HAVELI	...	...	...	...	...	...	...	...	...	...	...	...
32	DAMAN & DIU	...	...	...	...	...	...	...	...	...	...	...	...
33	DELHI	16750.00	0.00	16750.00	.33	20000.00	0.00	20000.00	.46	20500.00	0.00	20500.00	.44
34	LAKSHADWEEP	...	...	...	...	...	...	...	...	...	...	...	...
35	PONDICHERRY	...	...	...	...	...	...	...	...	...	...	...	...
TOTAL U. T.		20511.00	12533.00	33044.00	.48	24179.00	14538.00	38717.00	.61	24900.00	15020.00	39920.00	.60
TOTAL (STATE & UTs)		81898.00	775880.00	857778.00	.25	213489.00	837707.00	1051196.00	.26	115394.00	794277.00	909671.00	.20

..NICNET..

## STATEMENT NO. ( 8 ): PLAN &amp; NON-PLAN BUDGETED EXPENDITURE ON ELEMENTARY EDUCATION (Sub-head wise)

ACCOUNT: REVENUE ACCOUNT  
PROGRAM: NON-FORMAL EDUCATION

(RUPEES IN THOUSANDS)

SL. NO.	STATE/UNION TERRITORY	2004-05 (ACTUALS)				2005-06 (R.E.)				2006-07 (B.E.)			
		PLAN	NON-PLAN	TOTAL	% AGE TO TOTAL EXP. ON PMY. EDN.	PLAN	NON-PLAN	TOTAL	% AGE TO TOTAL EXP. ON PMY. EDN.	PLAN	NON-PLAN	TOTAL	% AGE TO TOTAL EXP. ON PMY. EDN.
1	ANDHRA PRADESH	63716.00	0.00	63716.00	.30	0.00	0.00	0.00	.00	0.00	0.00	0.00	.00
2	ARUNACHAL PRADESH	...	...	...	...	...	...	...	...	...	...	...	...
3	ASSAM	...	...	...	...	...	...	...	...	...	...	...	...
4	BIHAR	...	...	...	...	...	...	...	...	...	...	...	...
5	CHHATTISGARH	17088.00	0.00	17088.00	.21	10500.00	0.00	10500.00	.12	9000.00	0.00	9000.00	.09
6	GOA	...	...	...	...	...	...	...	...	...	...	...	...
7	GUJARAT	...	...	...	...	...	...	...	...	...	...	...	...
8	HARYANA	...	...	...	...	...	...	...	...	...	...	...	...
9	HIMACHAL PRADESH	...	...	...	...	...	...	...	...	...	...	...	...
10	JAMMU & KASHMIR	...	...	...	...	...	...	...	...	...	...	...	...
11	JHARKHAND	0.00	0.00	0.00	.00	8584.00	0.00	8584.00	.07	1000.00	0.00	1000.00	.01
12	KARNATAKA	...	...	...	...	...	...	...	...	...	...	...	...
13	KERALA	...	...	...	...	...	...	...	...	...	...	...	...
14	MADHYA PRADESH	0.00	211.00	211.00	.00	0.00	0.00	0.00	.00	0.00	0.00	0.00	.00
15	MAHARASHTRA	...	...	...	...	...	...	...	...	...	...	...	...
16	MANIPUR	...	...	...	...	...	...	...	...	...	...	...	...
17	MEGHALAYA	0.00	0.00	0.00	.00	4000.00	0.00	4000.00	.25	5000.00	0.00	5000.00	.32
18	MIZORAM	...	...	...	...	...	...	...	...	...	...	...	...
19	NAGALAND	278.00	0.00	278.00	.02	2155.00	0.00	2155.00	.13	3500.00	0.00	3500.00	.20
20	ORISSA	581242.00	0.00	581242.00	5.16	230008.00	1000001.00	1230009.00	9.75	0.00	1674200.00	1674200.00	12.67
21	PUNJAB	...	...	...	...	...	...	...	...	...	...	...	...
22	RAJASTHAN	1100427.00	7803.00	1108230.00	4.99	1763335.00	8820.00	1772155.00	6.36	2645600.00	8820.00	2654420.00	9.11
23	SIKKIM	0.00	0.00	0.00	.00	50.00	0.00	50.00	.01	10.00	0.00	10.00	.00
24	TAMIL NADU	...	...	...	...	...	...	...	...	...	...	...	...
25	TRIPURA	...	...	...	...	...	...	...	...	...	...	...	...
26	UTTARANCHAL	...	...	...	...	...	...	...	...	...	...	...	...
27	UTTAR PRADESH	...	...	...	...	...	...	...	...	...	...	...	...
28	WEST BENGAL	0.00	0.00	0.00	.00	2000.00	451.00	2451.00	.01	2160.00	960.00	3120.00	.01
TOTAL STATES		1762751.00	8014.00	1770765.00	.53	2020632.00	1009272.00	3029904.00	.77	2666270.00	1683980.00	4350250.00	1.00
29	A. & N. ISLANDS	...	...	...	...	...	...	...	...	...	...	...	...
30	CHANDIGARH	...	...	...	...	...	...	...	...	...	...	...	...
31	DADRA & NAGAR HAVELI	...	...	...	...	...	...	...	...	...	...	...	...
32	DAMAN & DIU	...	...	...	...	...	...	...	...	...	...	...	...
33	DELHI	...	...	...	...	...	...	...	...	...	...	...	...
34	LAKSHADWEEP	...	...	...	...	...	...	...	...	...	...	...	...
35	PONDICHERRY	...	...	...	...	...	...	...	...	...	...	...	...
TOTAL U.T.		0.00	0.00	0.00	.00	0.00	0.00	0.00	.00	0.00	0.00	0.00	.00
TOTAL (STATE & UTs)		1762751.00	8014.00	1770765.00	.52	2020632.00	1009272.00	3029904.00	.76	2666270.00	1683980.00	4350250.00	.98

..NICNET..



## STATEMENT NO. ( 8 ): PLAN &amp; NON-PLAN BUDGETED EXPENDITURE ON ELEMENTARY EDUCATION (Sub-head wise)

ACCOUNT: REVENUE ACCOUNT  
PROGRAM: SCHOLARSHIPS

(RUPEES IN THOUSANDS)

SL. NO.	STATE/UNION TERRITORY	2004-05 (ACTUALS)				2005-06 (R.E.)				2006-07 (B.E.)			
		PLAN	NON-PLAN	TOTAL	% AGE TO TOTAL EXP. ON PMY. EDN.	PLAN	NON-PLAN	TOTAL	% AGE TO TOTAL EXP. ON PMY. EDN.	PLAN	NON-PLAN	TOTAL	% AGE TO TOTAL EXP. ON PMY. EDN.
1	ANDHRA PRADESH	...	...	...	...	...	...	...	...	...	...	...	...
2	ARUNACHAL PRADESH	40787.00	0.00	40787.00	3.76	81900.00	0.00	81900.00	6.68	55000.00	0.00	55000.00	5.21
3	ASSAM	0.00	9493.00	9493.00	.07	0.00	6221.00	6221.00	.03	0.00	7596.00	7596.00	.04
4	BIHAR	...	...	...	...	...	...	...	...	...	...	...	...
5	CHHATTISGARH	20001.00	95.00	20096.00	.25	138900.00	120.00	139020.00	1.53	84950.00	120.00	85070.00	.88
6	GOA	...	...	...	...	...	...	...	...	...	...	...	...
7	GUJARAT	...	...	...	...	...	...	...	...	...	...	...	...
8	HARYANA	60705.00	3114.00	63819.00	.78	160060.00	2734.00	162794.00	1.57	210600.00	2734.00	213334.00	1.96
9	HIMACHAL PRADESH	...	...	...	...	...	...	...	...	...	...	...	...
10	JAMMU & KASHMIR	...	...	...	...	...	...	...	...	...	...	...	...
11	JHARKHAND	...	...	...	...	...	...	...	...	...	...	...	...
12	KARNATAKA	570251.00	0.00	570251.00	2.33	0.00	0.00	0.00	.00	0.00	0.00	0.00	.00
13	KERALA	...	...	...	...	...	...	...	...	...	...	...	...
14	MADHYA PRADESH	...	...	...	...	...	...	...	...	...	...	...	...
15	MAHARASHTRA	...	...	...	...	...	...	...	...	...	...	...	...
16	MANIPUR	0.00	0.00	0.00	.00	0.00	0.00	0.00	.00	250.00	0.00	250.00	.01
17	MEGHALAYA	170.00	0.00	170.00	.01	200.00	200.00	400.00	.03	200.00	200.00	400.00	.03
18	MIZORAM	...	...	...	...	...	...	...	...	...	...	...	...
19	NAGALAND	...	...	...	...	...	...	...	...	...	...	...	...
20	ORISSA	0.00	1958.00	1958.00	.02	0.00	2640.00	2640.00	.02	0.00	2640.00	2640.00	.02
21	PUNJAB	...	...	...	...	...	...	...	...	...	...	...	...
22	RAJASTHAN	0.00	31703.00	31703.00	.14	0.00	32476.00	32476.00	.12	0.00	32476.00	32476.00	.11
23	SIKKIM	...	...	...	...	...	...	...	...	...	...	...	...
24	TAMIL NADU	...	...	...	...	...	...	...	...	...	...	...	...
25	TRIPURA	...	...	...	...	...	...	...	...	...	...	...	...
26	UTTARANCHAL	0.00	594.00	594.00	.01	0.00	1500.00	1500.00	.03	0.00	2100.00	2100.00	.04
27	UTTAR PRADESH	100.00	9750.00	9850.00	.03	0.00	7147.00	7147.00	.02	0.00	7147.00	7147.00	.01
28	WEST BENGAL	0.00	2643.00	2643.00	.01	170000.00	2894.00	172894.00	.82	169000.00	3169.00	172169.00	.72
TOTAL STATES		692014.00	59350.00	751364.00	.22	551060.00	55932.00	606992.00	.15	520000.00	58182.00	578182.00	.13
29	A. & N. ISLANDS	...	...	...	...	...	...	...	...	...	...	...	...
30	CHANDIGARH	...	...	...	...	...	...	...	...	...	...	...	...
31	DADRA & NAGAR HAVELI	...	...	...	...	...	...	...	...	...	...	...	...
32	DAMAN & DIU	...	...	...	...	...	...	...	...	...	...	...	...
33	DELHI	...	...	...	...	...	...	...	...	...	...	...	...
34	LAKSHADWEEP	...	...	...	...	...	...	...	...	...	...	...	...
35	PONDICHERRY	0.00	10.00	10.00	.00	0.00	12.00	12.00	.00	0.00	12.00	12.00	.00
TOTAL U.T.		0.00	10.00	10.00	.00	0.00	12.00	12.00	.00	0.00	12.00	12.00	.00
TOTAL (STATE & UTs)		692014.00	59360.00	751374.00	.22	551060.00	55944.00	607004.00	.15	520000.00	58194.00	578194.00	.13

..NICNET..

## STATEMENT NO. ( 8 ): PLAN &amp; NON-PLAN BUDGETED EXPENDITURE ON ELEMENTARY EDUCATION (Sub-head wise)

ACCOUNT: REVENUE ACCOUNT  
PROGRAM: TEXT BOOKS

(RUPEES IN THOUSANDS)

SL. NO.	STATE/UNION TERRITORY	2004-05 (ACTUALS)				2005-06 (R.E.)				2006-07 (B.E.)			
		PLAN	NON-PLAN	TOTAL	% AGE TO TOTAL EXP. ON PMY. EDN.	PLAN	NON-PLAN	TOTAL	% AGE TO TOTAL EXP. ON PMY. EDN.	PLAN	NON-PLAN	TOTAL	% AGE TO TOTAL EXP. ON PMY. EDN.
1	ANDHRA PRADESH	...	...	...	...	...	...	...	...	...	...	...	...
2	ARUNACHAL PRADESH	38566.00	0.00	38566.00	3.56	75542.00	0.00	75542.00	6.16	20000.00	0.00	20000.00	1.90
3	ASSAM	53.00	204.00	257.00	.00	0.00	330.00	330.00	.00	0.00	330.00	330.00	.00
4	BIHAR	...	...	...	...	...	...	...	...	...	...	...	...
5	CHHATTISGARH	24649.00	0.00	24649.00	.31	50500.00	0.00	50500.00	.56	10300.00	0.00	10300.00	.11
6	GOA	...	...	...	...	...	...	...	...	...	...	...	...
7	GUJARAT	257795.00	0.00	257795.00	1.21	276100.00	0.00	276100.00	1.26	230000.00	0.00	230000.00	.97
8	HARYANA	3155.00	101036.00	104191.00	1.27	3900.00	221465.00	225365.00	2.17	4500.00	285629.00	290129.00	2.67
9	HIMACHAL PRADESH	...	...	...	...	...	...	...	...	...	...	...	...
10	JAMMU & KASHMIR	...	...	...	...	...	...	...	...	...	...	...	...
11	JHARKHAND	...	...	...	...	...	...	...	...	...	...	...	...
12	KARNATAKA	...	...	...	...	...	...	...	...	...	...	...	...
13	KERALA	...	...	...	...	...	...	...	...	...	...	...	...
14	MADHYA PRADESH	0.00	0.00	0.00	.00	19300.00	0.00	19300.00	.10	62039.00	0.00	62039.00	.25
15	MAHARASHTRA	...	...	...	...	...	...	...	...	...	...	...	...
16	MANIPUR	0.00	0.00	0.00	.00	15.00	0.00	15.00	.00	40.00	0.00	40.00	.00
17	MEGHALAYA	...	...	...	...	...	...	...	...	...	...	...	...
18	MIZORAM	...	...	...	...	...	...	...	...	...	...	...	...
19	NAGALAND	...	...	...	...	...	...	...	...	...	...	...	...
20	ORISSA	0.00	146626.00	146626.00	1.30	0.00	130750.00	130750.00	1.04	0.00	199463.00	199463.00	1.51
21	PUNJAB	...	...	...	...	...	...	...	...	...	...	...	...
22	RAJASTHAN	...	...	...	...	...	...	...	...	...	...	...	...
23	SIKKIM	9300.00	0.00	9300.00	1.21	10000.00	0.00	10000.00	1.23	10000.00	0.00	10000.00	1.18
24	TAMIL NADU	81054.00	0.00	81054.00	.43	242922.00	0.00	242922.00	1.21	364033.00	0.00	364033.00	1.32
25	TRIPURA	0.00	73.00	73.00	.00	30.00	75.00	105.00	.00	200.00	85.00	285.00	.01
26	UTTARANCHAL	...	...	...	...	...	...	...	...	...	...	...	...
27	UTTAR PRADESH	...	...	...	...	...	...	...	...	...	...	...	...
28	WEST BENGAL	35750.00	268689.00	304439.00	1.66	200000.00	294215.00	494215.00	2.33	200000.00	322166.00	522166.00	2.17
TOTAL STATES		450322.00	516628.00	966950.00	.29	878309.00	646835.00	1525144.00	.39	901112.00	807673.00	1708785.00	.39
29	A. & N. ISLANDS	...	...	...	...	...	...	...	...	...	...	...	...
30	CHANDIGARH	...	...	...	...	...	...	...	...	...	...	...	...
31	DADRA & NAGAR HAVELI	...	...	...	...	...	...	...	...	...	...	...	...
32	DAMAN & DIU	...	...	...	...	...	...	...	...	...	...	...	...
33	DELHI	6733.00	0.00	6733.00	.13	8400.00	0.00	8400.00	.19	0.00	0.00	0.00	.00
34	LAKSHADWEEP	...	...	...	...	...	...	...	...	...	...	...	...
35	PONDICHERRY	82071.00	0.00	82071.00	12.12	76864.00	0.00	76864.00	10.69	79837.00	0.00	79837.00	11.04
TOTAL U.T.		88804.00	0.00	88804.00	1.28	85264.00	0.00	85264.00	1.33	79837.00	0.00	79837.00	1.19
TOTAL (STATE & UTs)		539126.00	516628.00	1055754.00	.31	963573.00	646835.00	1610408.00	.40	980949.00	807673.00	1788622.00	.40

..NICNET..

## STATEMENT NO. ( 8 ): PLAN &amp; NON-PLAN BUDGETED EXPENDITURE ON ELEMENTARY EDUCATION (Sub-head wise)

ACCOUNT: REVENUE ACCOUNT  
PROGRAM: OTHER EXPENDITURE

(RUPEES IN THOUSANDS)

SL. NO.	STATE/UNION TERRITORY	2004-05 (ACTUALS)				2005-06 (R.E.)				2006-07 (B.E.)			
		PLAN	NON-PLAN	TOTAL	% AGE TO TOTAL EXP. ON PMY. EDN.	PLAN	NON-PLAN	TOTAL	% AGE TO TOTAL EXP. ON PMY. EDN.	PLAN	NON-PLAN	TOTAL	% AGE TO TOTAL EXP. ON PMY. EDN.
1	ANDHRA PRADESH	3427586.00	107439.00	3535025.00	16.48	3093733.00	83640.00	3177373.00	12.89	3593990.00	855291.00	4449281.00	16.17
2	ARUNACHAL PRADESH	717.00	0.00	717.00	.07	1287.00	0.00	1287.00	.11	1500.00	0.00	1500.00	.14
3	ASSAM	713604.00	111710.00	825314.00	5.77	1829189.00	640595.00	2469784.00	11.84	209700.00	57835.00	267535.00	1.25
4	BIHAR	2171886.00	197.00	2172083.00	15.32	3726280.00	0.00	3726280.00	13.07	4581392.00	310000.00	4891392.00	15.35
5	CHHATTISGARH	12218.00	2038.00	14256.00	.18	38979.00	50000.00	88979.00	.98	5625.00	50000.00	55625.00	.57
6	GOA	22131.00	133871.00	156002.00	26.69	84350.00	132875.00	217225.00	32.30	70225.00	151579.00	221804.00	32.56
7	GUJARAT	768827.00	1435964.00	2204791.00	10.39	189612.00	1104350.00	1293962.00	5.91	807935.00	1325850.00	2133785.00	9.00
8	HARYANA	489846.00	4002.00	493848.00	6.00	647238.00	104100.00	751338.00	7.24	325200.00	110100.00	435300.00	4.00
9	HIMACHAL PRADESH	200848.00	165981.00	366829.00	6.61	122585.00	169673.00	292258.00	4.75	236553.00	131588.00	368141.00	5.12
10	JAMMU & KASHMIR	...	...	...	...	...	...	...	...	...	...	...	...
11	JHARKHAND	1517786.00	0.00	1517786.00	16.67	1782456.00	0.00	1782456.00	15.05	1591600.00	0.00	1591600.00	11.77
12	KARNATAKA	4106136.00	288986.00	4395122.00	17.95	734300.00	170504.00	904804.00	3.35	830800.00	177629.00	1008429.00	3.45
13	KERALA	0.00	21665.00	21665.00	.14	237575.00	12896.00	250471.00	1.80	0.00	29318.00	29318.00	.15
14	MADHYA PRADESH	0.00	0.00	0.00	.00	0.00	5000.00	5000.00	.03	0.00	40000.00	40000.00	.16
15	MAHARASHTRA	9032.00	0.00	9032.00	.02	65000.00	0.00	65000.00	.15	10000.00	0.00	10000.00	.02
16	MANIPUR	73580.00	283331.00	356911.00	24.29	193983.00	357477.00	551460.00	30.58	242670.00	364606.00	607276.00	34.55
17	MEGHALAYA	191.00	547.00	738.00	.05	5200.00	1150.00	6350.00	.40	100.00	1150.00	1250.00	.08
18	MIZORAM	...	...	...	...	...	...	...	...	...	...	...	...
19	NAGALAND	41000.00	0.00	41000.00	3.06	60000.00	0.00	60000.00	3.65	135000.00	0.00	135000.00	7.76
20	ORISSA	58581.00	3861.00	62442.00	.55	111226.00	833.00	112059.00	.89	69999.00	833.00	70832.00	.54
21	PUNJAB	...	...	...	...	...	...	...	...	...	...	...	...
22	RAJASTHAN	459764.00	1068146.00	1527910.00	6.87	661280.00	1300624.00	1961904.00	7.04	665169.00	1343783.00	2008952.00	6.90
23	SIKKIM	35168.00	0.00	35168.00	4.57	33050.00	0.00	33050.00	4.07	29190.00	0.00	29190.00	3.46
24	TAMIL NADU	308864.00	197.00	309061.00	1.64	411809.00	180.00	411989.00	2.06	770589.00	6200.00	776789.00	2.82
25	TRIPURA	242.00	209701.00	209943.00	8.31	6929.00	224455.00	231384.00	8.72	3160.00	243720.00	246880.00	8.61
26	UTTARANCHAL	20547.00	1144.00	21691.00	.45	74535.00	1200.00	75735.00	1.36	94001.00	1300.00	95301.00	1.67
27	UTTAR PRADESH	752.00	504450.00	505202.00	1.30	113215.00	547866.00	661081.00	1.50	111575.00	558748.00	670323.00	1.39
28	WEST BENGAL	3162667.00	285550.00	3448217.00	18.78	5276800.00	381691.00	5658491.00	26.72	5319940.00	381273.00	5701213.00	23.73
TOTAL STATES		17601973.00	4628780.00	22230753.00	6.64	19500611.00	5289109.00	24789720.00	6.33	19705913.00	6140803.00	25846716.00	5.91
29	A. & N. ISLANDS	66154.00	16356.00	82510.00	15.52	66791.00	10597.00	77388.00	14.20	52100.00	13293.00	65393.00	11.36
30	CHANDIGARH	21480.00	838.00	22318.00	5.24	35020.00	900.00	35920.00	7.07	35000.00	915.00	35915.00	6.80
31	DADRA & NAGAR HAVELI	...	...	...	...	...	...	...	...	...	...	...	...
32	DAMAN & DIU	500.00	895.00	1395.00	1.75	650.00	900.00	1550.00	1.91	700.00	900.00	1600.00	1.94
33	DELHI	16996.00	0.00	16996.00	.34	34800.00	0.00	34800.00	.79	51600.00	0.00	51600.00	1.11
34	LAKSHADWEEP	...	...	...	...	...	...	...	...	...	...	...	...
35	PONDICHERRY	98983.00	1363.00	100346.00	14.82	127966.00	1781.00	129747.00	18.04	118149.00	1452.00	119601.00	16.54
TOTAL U.T.		204113.00	19452.00	223565.00	3.22	265227.00	14178.00	279405.00	4.37	257549.00	16560.00	274109.00	4.09
TOTAL (STATE & UTs)		17806086.00	4648232.00	22454318.00	6.57	19765838.00	5303287.00	25069125.00	6.30	19963462.00	6157363.00	26120825.00	5.89

..NICNET..

## STATEMENT NO. ( 9 ): PLAN &amp; NON-PLAN BUDGETED EXPENDITURE ON SECONDARY EDUCATION

ACCOUNT: REVENUE ACCOUNT  
PROGRAM: TOTAL EXPENDITURE

(RUPEES IN THOUSANDS)

SL. NO.	STATE/UNION TERRITORY	2004-05 (ACTUALS)				2005-06 (R.E.)				2006-07 (B.E.)			
		PLAN	NON-PLAN	TOTAL	% AGE TO TOTAL EXP. ON EDUCATION	PLAN	NON-PLAN	TOTAL	% AGE TO TOTAL EXP. ON EDUCATION	PLAN	NON-PLAN	TOTAL	% AGE TO TOTAL EXP. ON EDUCATION
1	ANDHRA PRADESH	253577.00	12767166.00	13020743.00	30.78	642565.00	15675806.00	16318371.00	31.92	492368.00	16832161.00	17324529.00	31.00
2	ARUNACHAL PRADESH	336498.00	187964.00	524462.00	27.99	239137.00	204982.00	444119.00	23.00	260800.00	196870.00	457670.00	25.70
3	ASSAM	720097.00	5918376.00	6638473.00	27.36	798307.00	7134223.00	7932530.00	24.10	268700.00	8602286.00	8870986.00	25.46
4	BIHAR	15466.00	5263084.00	5278550.00	20.36	56000.00	7497778.00	7553778.00	16.86	82500.00	8310429.00	8392929.00	17.04
5	CHHATTISGARH	856321.00	816007.00	1672328.00	15.09	1779150.00	977730.00	2756880.00	19.68	1943256.00	1063345.00	3006601.00	19.91
6	GOA	291192.00	1362519.00	1653711.00	53.34	249900.00	1436212.00	1686112.00	54.10	242180.00	1506695.00	1748875.00	55.00
7	GUJARAT	296512.00	11886730.00	12183242.00	31.48	254312.00	11652035.00	11906347.00	29.97	266006.00	11641271.00	11907277.00	28.47
8	HARYANA	256653.00	5284496.00	5541149.00	33.89	656470.00	6421456.00	7077926.00	34.32	860200.00	6845723.00	7705923.00	34.84
9	HIMACHAL PRADESH	401602.00	3493918.00	3895520.00	38.14	573069.00	3815164.00	4388233.00	38.29	392946.00	4007534.00	4400480.00	35.47
10	JAMMU & KASHMIR	0.00	2496659.00	2496659.00	37.20	1117979.00	3071389.00	4189368.00	39.34	0.00	4310741.00	4310741.00	37.51
11	JHARKHAND	354625.00	1420628.00	1775253.00	13.93	151690.00	2458149.00	2609839.00	14.27	224895.00	2949479.00	3174374.00	16.07
12	KARNATAKA	847186.00	10750043.00	11597229.00	27.10	937394.00	12198701.00	13136095.00	27.41	1900327.00	13506447.00	15406774.00	29.21
13	KERALA	59875.00	12499120.00	12558995.00	35.68	108695.00	12281587.00	12390282.00	36.75	366500.00	18772737.00	19139237.00	39.78
14	MADHYA PRADESH	401057.00	3504015.00	3905072.00	15.72	319469.00	3899556.00	4219025.00	15.25	682552.00	4176316.00	4858868.00	14.24
15	MAHARASHTRA	891352.00	41135643.00	42026995.00	42.58	1464659.00	43404352.00	44869011.00	42.42	1260062.00	45789076.00	47049138.00	43.36
16	MANIPUR	57938.00	749171.00	807109.00	25.99	62680.00	771390.00	834070.00	21.04	56880.00	735948.00	792828.00	23.57
17	MEGHALAYA	114338.00	520032.00	634370.00	24.09	136235.00	567244.00	703479.00	24.22	259612.00	616155.00	875767.00	28.73
18	MIZORAM	153427.00	300148.00	453575.00	23.83	170330.00	326837.00	497167.00	22.72	194960.00	326950.00	521910.00	23.26
19	NAGALAND	23521.00	433404.00	456925.00	20.82	37735.00	522886.00	560621.00	20.93	32880.00	562809.00	595689.00	22.14
20	ORISSA	458438.00	4654419.00	5112857.00	25.93	1142770.00	5349204.00	6491974.00	28.38	826483.00	5353090.00	6179573.00	26.37
21	PUNJAB	532347.00	12759861.00	13292208.00	64.14	798864.00	13658948.00	14457812.00	61.46	1218532.00	13715843.00	14934375.00	60.47
22	RAJASTHAN	543286.00	12531111.00	13074397.00	33.56	717040.00	13507566.00	14224606.00	30.79	319682.00	15201144.00	15520826.00	31.81
23	SIKKIM	203113.00	454812.00	657925.00	42.88	244847.00	524822.00	769669.00	44.85	233620.00	572794.00	806414.00	45.44
24	TAMIL NADU	361664.00	16697445.00	17059109.00	38.12	451929.00	17678729.00	18130658.00	36.96	639614.00	23680130.00	24319744.00	38.52
25	TRIPURA	18839.00	1628415.00	1647254.00	35.23	25242.00	1785255.00	1810497.00	36.05	28291.00	1943232.00	1971523.00	36.25
26	UTTARANCHAL	462257.00	3966934.00	4429191.00	42.20	825694.00	4796782.00	5622476.00	43.89	907301.00	5143176.00	6050477.00	43.19
27	UTTAR PRADESH	2512580.00	18153354.00	20665934.00	30.73	3384009.00	20381114.00	23765123.00	31.40	6453273.00	22869002.00	29322275.00	33.65
28	WEST BENGAL	47509.00	23454760.00	23502269.00	48.22	107455.00	24953554.00	25061009.00	45.83	144899.00	29471002.00	29615901.00	46.82
TOTAL STATES		11471270.00	215090234.00	226561504.00	34.25	17453626.00	236953451.00	254407077.00	33.17	20559319.00	268702385.00	289261704.00	33.86
29	A. & N. ISLANDS	75762.00	288954.00	364716.00	33.87	83259.00	305053.00	388312.00	34.45	96090.00	318078.00	414168.00	34.92
30	CHANDIGARH	32914.00	288842.00	321756.00	20.69	35940.00	304910.00	340850.00	19.74	39500.00	317829.00	357329.00	19.90
31	DADRA & NAGAR HAVELI	17979.00	25773.00	43752.00	20.01	20400.00	27400.00	47800.00	20.80	25100.00	27900.00	53000.00	23.38
32	DAMAN & DIU	11976.00	55779.00	67755.00	37.71	12700.00	59700.00	72400.00	36.57	14100.00	60300.00	74400.00	36.24
33	DELHI	507892.00	8233015.00	8740907.00	57.21	800700.00	9429258.00	10229958.00	61.99	938500.00	10343134.00	11281634.00	62.74
34	LAKSHADWEEP	41233.00	178869.00	220102.00	94.09	22390.00	182976.00	205366.00	93.56	26400.00	189538.00	215938.00	89.34
35	PONDICHERRY	132503.00	415108.00	547611.00	32.79	164471.00	456656.00	621127.00	33.73	180649.00	486791.00	667440.00	34.58
TOTAL U.T.		820259.00	9486340.00	10306599.00	50.99	1139860.00	10765953.00	11905813.00	54.50	1320339.00	11743570.00	13063909.00	55.43
TOTAL (STATE & UTs)		12291529.00	224576574.00	236868103.00	34.75	18593486.00	247719404.00	266312890.00	33.76	21879658.00	280445955.00	302325613.00	34.44
CENTRE TOTAL		6522900.00	7715200.00	14238100.00	10.86	7594000.00	8638900.00	16232900.00	8.85	10670000.00	8770800.00	19440800.00	8.06
GRAND TOTAL		18814429.00	232291774.00	251106203.00	30.89	26187486.00	256358304.00	282545790.00	29.06	32549658.00	289216755.00	321766413.00	28.76

## STATEMENT NO. ( 10 ): PLAN &amp; NON-PLAN BUDGETED EXPENDITURE ON SECONDARY EDUCATION (Sub-head wise)

ACCOUNT: REVENUE ACCOUNT

PROGRAM: DIRECTION, INSPECTION &amp; ADMINISTRATION

(RUPEES IN THOUSANDS)

SL. NO.	STATE/UNION TERRITORY	2004-05 (ACTUALS)				2005-06 (R.E.)				2006-07 (B.E.)			
		PLAN	NON-PLAN	TOTAL	% AGE TO TOTAL EXP. ON SEC. EDN.	PLAN	NON-PLAN	TOTAL	% AGE TO TOTAL EXP. ON SEC. EDN.	PLAN	NON-PLAN	TOTAL	% AGE TO TOTAL EXP. ON SEC. EDN.
1	ANDHRA PRADESH	0.00	5039.00	5039.00	.04	0.00	8678.00	8678.00	.05	0.00	9339.00	9339.00	.05
2	ARUNACHAL PRADESH	...	...	...	...	...	...	...	...	...	...	...	...
3	ASSAM	22491.00	103245.00	125736.00	1.89	6442.00	108136.00	114578.00	1.44	5169.00	1169295.00	1174464.00	13.24
4	BIHAR	0.00	105627.00	105627.00	2.00	30000.00	143996.00	173996.00	2.30	0.00	185113.00	185113.00	2.21
5	CHHATTISGARH	...	...	...	...	...	...	...	...	...	...	...	...
6	GOA	0.00	228.00	228.00	.01	0.00	500.00	500.00	.03	0.00	450.00	450.00	.03
7	GUJARAT	0.00	33288.00	33288.00	.27	124.00	32323.00	32447.00	.27	194.00	35431.00	35625.00	.30
8	HARYANA	28316.00	68504.00	96820.00	1.75	62379.00	133822.00	196201.00	2.77	79214.00	195991.00	275205.00	3.57
9	HIMACHAL PRADESH	0.00	88260.00	88260.00	2.27	0.00	100793.00	100793.00	2.30	0.00	102117.00	102117.00	2.32
10	JAMMU & KASHMIR	0.00	2461428.00	2461428.00	98.59	0.00	3048132.00	3048132.00	72.76	0.00	4288734.00	4288734.00	99.49
11	JHARKHAND	0.00	52496.00	52496.00	2.96	0.00	65540.00	65540.00	2.51	0.00	70523.00	70523.00	2.22
12	KARNATAKA	8460.00	110635.00	119095.00	1.03	19012.00	88222.00	107234.00	.82	16500.00	110670.00	127170.00	.83
13	KERALA	14300.00	352615.00	366915.00	2.92	6847.00	405284.00	412131.00	3.33	16500.00	475915.00	492415.00	2.57
14	MADHYA PRADESH	0.00	6920.00	6920.00	.18	0.00	8755.00	8755.00	.21	0.00	9141.00	9141.00	.19
15	MAHARASHTRA	0.00	159659.00	159659.00	.38	0.00	184461.00	184461.00	.41	0.00	187512.00	187512.00	.40
16	MANIPUR	2031.00	2423.00	4454.00	.55	1300.00	5068.00	6368.00	.76	1630.00	4877.00	6507.00	.82
17	MEGHALAYA	2589.00	21636.00	24225.00	3.82	3694.00	24340.00	28034.00	3.99	5090.00	28953.00	34043.00	3.89
18	MIZORAM	0.00	9458.00	9458.00	2.09	0.00	9540.00	9540.00	1.92	0.00	10140.00	10140.00	1.94
19	NAGALAND	14310.00	109389.00	123699.00	27.07	18010.00	129998.00	148008.00	26.40	13610.00	137582.00	151192.00	25.38
20	ORISSA	0.00	88405.00	88405.00	1.73	0.00	70797.00	70797.00	1.09	0.00	70316.00	70316.00	1.14
21	PUNJAB	0.00	148205.00	148205.00	1.11	0.00	154290.00	154290.00	1.07	0.00	159586.00	159586.00	1.07
22	RAJASTHAN	12360.00	237728.00	250088.00	1.91	27692.00	260242.00	287934.00	2.02	26450.00	372516.00	398966.00	2.57
23	SIKKIM	13674.00	22402.00	36076.00	5.48	15800.00	25304.00	41104.00	5.34	14500.00	28601.00	43101.00	5.34
24	TAMIL NADU	364.00	286485.00	286849.00	1.68	303.00	304416.00	304719.00	1.68	450.00	407307.00	407757.00	1.68
25	TRIPURA	0.00	999.00	999.00	.06	0.00	1000.00	1000.00	.06	50.00	1100.00	1150.00	.06
26	UTTARANCHAL	35784.00	88932.00	124716.00	2.82	108811.00	102179.00	210990.00	3.75	123822.00	109522.00	233344.00	3.86
27	UTTAR PRADESH	0.00	308225.00	308225.00	1.49	0.00	325920.00	325920.00	1.37	0.00	352676.00	352676.00	1.20
28	WEST BENGAL	418.00	369304.00	369722.00	1.57	200.00	484104.00	484304.00	1.93	12000.00	512051.00	524051.00	1.77
	TOTAL STATES	155097.00	5241535.00	5396632.00	2.38	300614.00	6225840.00	6526454.00	2.57	315179.00	9035458.00	9350637.00	3.23
29	A. & N. ISLANDS	...	...	...	...	...	...	...	...	...	...	...	...
30	CHANDIGARH	0.00	5983.00	5983.00	1.86	0.00	6255.00	6255.00	1.84	0.00	6481.00	6481.00	1.81
31	DADRA & NAGAR HAVELI	...	...	...	...	...	...	...	...	...	...	...	...
32	DAMAN & DIU	11626.00	31227.00	42853.00	63.25	12290.00	33100.00	45390.00	62.69	13200.00	33700.00	46900.00	63.04
33	DELHI	6168.00	45532.00	51700.00	.59	7000.00	64181.00	71181.00	.70	11000.00	69815.00	80815.00	.72
34	LAKSHADWEEP	...	...	...	...	...	...	...	...	...	...	...	...
35	PONDICHERRY	835.00	20305.00	21140.00	3.86	819.00	23420.00	24239.00	3.90	2942.00	23017.00	25959.00	3.89
	TOTAL U.T.	18629.00	103047.00	121676.00	1.18	20109.00	126956.00	147065.00	1.24	27142.00	133013.00	160155.00	1.23
	TOTAL (STATE & UTs)	173726.00	5344582.00	5518308.00	2.33	320723.00	6352796.00	6673519.00	2.51	342321.00	9168471.00	9510792.00	3.15

..NICNET..

## STATEMENT NO. ( 10 ): PLAN &amp; NON-PLAN BUDGETED EXPENDITURE ON SECONDARY EDUCATION (Sub-head wise)

ACCOUNT: REVENUE ACCOUNT  
PROGRAM: GOVERNMENT SECONDARY SCHOOLS

(RUPEES IN THOUSANDS)

SL. NO.	STATE/UNION TERRITORY	2004-05 (ACTUALS)				2005-06 (R.E.)				2006-07 (B.E.)			
		PLAN	NON-PLAN	TOTAL	% AGE TO TOTAL EXP. ON SEC. EDN.	PLAN	NON-PLAN	TOTAL	% AGE TO TOTAL EXP. ON SEC. EDN.	PLAN	NON-PLAN	TOTAL	% AGE TO TOTAL EXP. ON SEC. EDN.
1	ANDHRA PRADESH	35607.00	1341007.00	1376614.00	10.57	23734.00	1705750.00	1729484.00	10.60	149040.00	1838714.00	1987754.00	11.47
2	ARUNACHAL PRADESH	129203.00	185093.00	314296.00	59.93	158724.00	202057.00	360781.00	81.24	214600.00	194520.00	409120.00	89.39
3	ASSAM	3227.00	135445.00	138672.00	2.09	10320.00	345835.00	356155.00	4.49	9800.00	410643.00	420443.00	4.74
4	BIHAR	0.00	4898219.00	4898219.00	92.79	0.00	7062800.00	7062800.00	93.50	0.00	7815296.00	7815296.00	93.12
5	CHHATTISGARH	752573.00	733865.00	1486438.00	88.88	1646228.00	767077.00	2413305.00	87.54	1683120.00	809653.00	2492773.00	82.91
6	GOA	2314.00	159099.00	161413.00	9.76	2400.00	159860.00	162260.00	9.62	15000.00	174685.00	189685.00	10.85
7	GUJARAT	2172.00	442607.00	444779.00	3.65	5682.00	429477.00	435159.00	3.65	10700.00	404525.00	415225.00	3.49
8	HARYANA	214883.00	4863390.00	5078273.00	91.65	490768.00	5791849.00	6282617.00	88.76	633971.00	6119094.00	6753065.00	87.63
9	HIMACHAL PRADESH	382662.00	3089017.00	3471679.00	89.12	522432.00	3376510.00	3898942.00	88.85	246414.00	3631005.00	3877419.00	88.11
10	JAMMU & KASHMIR	0.00	0.00	0.00	.00	1117979.00	0.00	1117979.00	26.69	0.00	0.00	0.00	.00
11	JHARKHAND	124515.00	1167625.00	1292140.00	72.79	77721.00	2051351.00	2129072.00	81.58	97501.00	2640026.00	2737527.00	86.24
12	KARNATAKA	81150.00	1186828.00	1267978.00	10.93	27014.00	1311182.00	1338196.00	10.19	271000.00	1520547.00	1791547.00	11.63
13	KERALA	28000.00	4436318.00	4464318.00	35.55	92253.00	3722573.00	3814826.00	30.79	280000.00	6929798.00	7209798.00	37.67
14	MADHYA PRADESH	290708.00	3015281.00	3305989.00	84.66	53128.00	3331602.00	3384730.00	80.23	632552.00	3408861.00	4041413.00	83.18
15	MAHARASHTRA	0.00	70885.00	70885.00	.17	0.00	62291.00	62291.00	.14	0.00	66068.00	66068.00	.14
16	MANIPUR	0.00	703706.00	703706.00	87.19	0.00	718354.00	718354.00	86.13	200.00	683900.00	684100.00	86.29
17	MEGHALAYA	14592.00	108777.00	123369.00	19.45	28267.00	103334.00	131601.00	18.71	31780.00	113631.00	145411.00	16.60
18	MIZORAM	56367.00	245095.00	301462.00	66.46	56630.00	285370.00	342000.00	68.79	68750.00	283830.00	352580.00	67.56
19	NAGALAND	4780.00	294052.00	298832.00	65.40	7830.00	357305.00	365135.00	65.13	6220.00	376882.00	383102.00	64.31
20	ORISSA	157924.00	4405833.00	4563757.00	89.26	110196.00	5109548.00	5219744.00	80.40	120196.00	5118241.00	5238437.00	84.77
21	PUNJAB	532347.00	11536576.00	12068923.00	90.80	798864.00	12353563.00	13152427.00	90.97	1218532.00	12476508.00	13695040.00	91.70
22	RAJASTHAN	394578.00	11065811.00	11460389.00	87.66	585762.00	11946485.00	12532247.00	88.10	174842.00	13482939.00	13657781.00	88.00
23	SIKKIM	153500.00	432491.00	585991.00	89.07	202697.00	499518.00	702215.00	91.24	187370.00	544193.00	731563.00	90.72
24	TAMIL NADU	340182.00	9949354.00	10289536.00	60.32	200435.00	10434565.00	10635000.00	58.66	393391.00	14776371.00	15169762.00	62.38
25	TRIPURA	13114.00	1453648.00	1466762.00	89.04	20218.00	1604328.00	1624546.00	89.73	23005.00	1748110.00	1771115.00	89.83
26	UTTARANCHAL	361046.00	2945939.00	3306985.00	74.66	582606.00	3696962.00	4279568.00	76.12	613685.00	4039576.00	4653261.00	76.91
27	UTTAR PRADESH	13216.00	347.00	13563.00	.07	31655.00	139.00	31794.00	.13	28895.00	139.00	29034.00	.10
28	WEST BENGAL	1568.00	257729.00	259297.00	1.10	50.00	349602.00	349652.00	1.40	2000.00	352101.00	354101.00	1.20
TOTAL STATES		4090228.00	69124037.00	73214265.00	32.32	6853593.00	77779287.00	84632880.00	33.27	7112564.00	89959856.00	97072420.00	33.56
29	A. & N. ISLANDS	59269.00	264251.00	323520.00	88.70	64546.00	277008.00	341554.00	87.96	67700.00	287970.00	355670.00	85.88
30	CHANDIGARH	19945.00	259744.00	279689.00	86.93	22020.00	274417.00	296437.00	86.97	24400.00	285900.00	310300.00	86.84
31	DADRA & NAGAR HAVELI	14339.00	24679.00	39018.00	89.18	16500.00	26330.00	42830.00	89.60	17600.00	26835.00	44435.00	83.84
32	DAMAN & DIU	...	...	...	...	...	...	...	...	...	...	...	...
33	DELHI	0.00	2144359.00	2144359.00	24.53	0.00	2577996.00	2577996.00	25.20	0.00	2793200.00	2793200.00	24.76
34	LAKSHADWEEP	11559.00	99770.00	111329.00	50.58	10390.00	103500.00	113890.00	55.46	12100.00	102178.00	114278.00	52.92
35	PONDICHERY	108966.00	290511.00	399477.00	72.95	130630.00	321570.00	452200.00	72.80	152660.00	332228.00	484888.00	72.65
TOTAL U.T.		214078.00	3083314.00	3297392.00	31.99	244086.00	3580821.00	3824907.00	32.13	274460.00	3828311.00	4102771.00	31.41
TOTAL (STATE & UTS)		4304306.00	72207351.00	76511657.00	32.30	7097679.00	81360108.00	88457787.00	33.22	7387024.00	93788167.00	101175191.00	33.47

..NICNET..

## STATEMENT NO. ( 10 ): PLAN &amp; NON-PLAN BUDGETED EXPENDITURE ON SECONDARY EDUCATION (Sub-head wise)

ACCOUNT: REVENUE ACCOUNT

PROGRAM: ASSISTANCE TO NON-GOVT. SECONDARY SCHOOLS

(RUPEES IN THOUSANDS)

SL. NO.	STATE/UNION TERRITORY	2004-05 (ACTUALS)				2005-06 (R.E.)				2006-07 (B.E.)			
		PLAN	NON-PLAN	TOTAL	% AGE TO TOTAL EXP. ON SEC. EDN.	PLAN	NON-PLAN	TOTAL	% AGE TO TOTAL EXP. ON SEC. EDN.	PLAN	NON-PLAN	TOTAL	% AGE TO TOTAL EXP. ON SEC. EDN.
1	ANDHRA PRADESH	1092.00	1983505.00	1984597.00	15.24	1144.00	2660598.00	2661742.00	16.31	1930.00	2810191.00	2812121.00	16.23
2	ARUNACHAL PRADESH	1000.00	0.00	1000.00	.19	5000.00	0.00	5000.00	1.13	7000.00	0.00	7000.00	1.53
3	ASSAM	610005.00	5645710.00	6255715.00	94.23	473743.00	6130668.00	6604411.00	83.26	179681.00	6968454.00	7148135.00	80.58
4	BIHAR	15466.00	219722.00	235188.00	4.46	26000.00	229020.00	255020.00	3.38	3500.00	230820.00	234320.00	2.79
5	CHHATTISGARH	39501.00	74494.00	113995.00	6.82	68304.00	101043.00	169347.00	6.14	71632.00	115770.00	187402.00	6.23
6	GOA	3486.00	1146281.00	1149767.00	69.53	5075.00	1199000.00	1204075.00	71.41	3775.00	1260000.00	1263775.00	72.26
7	GUJARAT	170290.00	10630482.00	10800772.00	88.65	88976.00	10426575.00	10515551.00	88.32	122612.00	10383575.00	10506187.00	88.23
8	HARYANA	0.00	321526.00	321526.00	5.80	0.00	360385.00	360385.00	5.09	0.00	382385.00	382385.00	4.96
9	HIMACHAL PRADESH	0.00	39078.00	39078.00	1.00	0.00	39078.00	39078.00	.89	0.00	39078.00	39078.00	.89
10	JAMMU & KASHMIR	0.00	17900.00	17900.00	.72	0.00	6250.00	6250.00	.15	0.00	5000.00	5000.00	.12
11	JHARKHAND	0.00	191520.00	191520.00	10.79	0.00	331358.00	331358.00	12.70	0.00	228930.00	228930.00	7.21
12	KARNATAKA	80349.00	1187696.00	1268045.00	10.93	74600.00	1245207.00	1319807.00	10.05	60000.00	1650417.00	1710417.00	11.10
13	KERALA	0.00	6823793.00	6823793.00	54.33	0.00	7368725.00	7368725.00	59.47	0.00	10071042.00	10071042.00	52.62
14	MADHYA PRADESH	12272.00	143506.00	155778.00	3.99	13032.00	157500.00	170532.00	4.04	0.00	183195.00	183195.00	3.77
15	MAHARASHTRA	886570.00	38311600.00	39198170.00	93.27	1423887.00	39987969.00	41411856.00	92.30	1244820.00	42491691.00	43736511.00	92.96
16	MANIPUR	6644.00	38276.00	44920.00	5.57	4000.00	40300.00	44300.00	5.31	4000.00	40300.00	44300.00	5.59
17	MEGHALAYA	96648.00	379838.00	476486.00	75.11	101024.00	430047.00	531071.00	75.49	106692.00	461917.00	568609.00	64.93
18	MIZORAM	77556.00	16078.00	93634.00	20.64	96809.00	0.00	96809.00	19.47	101400.00	0.00	101400.00	19.43
19	NAGALAND	3000.00	0.00	3000.00	.66	2500.00	0.00	2500.00	.45	3000.00	0.00	3000.00	.50
20	ORISSA	241878.00	55005.00	296883.00	5.81	793300.00	61743.00	855043.00	13.17	578223.00	63003.00	641226.00	10.38
21	PUNJAB	0.00	1030275.00	1030275.00	7.75	0.00	1061246.00	1061246.00	7.34	0.00	996246.00	996246.00	6.67
22	RAJASTHAN	0.00	453684.00	453684.00	3.47	0.00	456370.00	456370.00	3.21	2000.00	465970.00	467970.00	3.02
23	SIKKIM	11000.00	0.00	11000.00	1.67	10000.00	0.00	10000.00	1.30	9000.00	0.00	9000.00	1.12
24	TAMIL NADU	1.00	6093421.00	6093422.00	35.72	0.00	6563155.00	6563155.00	36.20	1.00	8059487.00	8059488.00	33.14
25	TRIPURA	0.00	160006.00	160006.00	9.71	100.00	162920.00	163020.00	9.00	500.00	177000.00	177500.00	9.00
26	UTTARANCHAL	38158.00	861199.00	899357.00	20.31	116452.00	900000.00	1016452.00	18.08	143582.00	900000.00	1043582.00	17.25
27	UTTAR PRADESH	531441.00	16978012.00	17509453.00	84.73	339254.00	17000500.00	17339754.00	72.96	351050.00	19000500.00	19351550.00	66.00
28	WEST BENGAL	20568.00	22646938.00	22667506.00	96.45	39390.00	23843350.00	23882740.00	95.30	59200.00	28332904.00	28392104.00	95.87
TOTAL STATES		2846925.00	115449545.00	118296470.00	52.21	3682590.00	120763007.00	124445597.00	48.92	3053598.00	135317875.00	138371473.00	47.84
29	A. & N. ISLANDS	4063.00	8486.00	12549.00	3.44	5000.00	9000.00	14000.00	3.61	5000.00	9000.00	14000.00	3.38
30	CHANDIGARH	0.00	22898.00	22898.00	7.12	0.00	24000.00	24000.00	7.04	0.00	25200.00	25200.00	7.05
31	DADRA & NAGAR HAVELI	...	...	...	...	...	...	...	...	...	...	...	...
32	DAMAN & DIU	0.00	24552.00	24552.00	36.24	0.00	26600.00	26600.00	36.74	0.00	26600.00	26600.00	35.75
33	DELHI	0.00	1176373.00	1176373.00	13.46	0.00	1310600.00	1310600.00	12.81	0.00	1410600.00	1410600.00	12.50
34	LAKSHADWEEP	...	...	...	...	...	...	...	...	...	...	...	...
35	PONDICHERRY	0.00	101841.00	101841.00	18.60	0.00	105753.00	105753.00	17.03	0.00	126256.00	126256.00	18.92
TOTAL U.T.		4063.00	1334150.00	1338213.00	12.98	5000.00	1475953.00	1480953.00	12.44	5000.00	1597656.00	1602656.00	12.27
TOTAL (STATE & UTS)		2850988.00	116783695.00	119634683.00	50.51	3687590.00	122238960.00	125926550.00	47.29	3058598.00	136915531.00	139974129.00	46.30

..NICNET..

## STATEMENT NO. ( 10 ): PLAN &amp; NON-PLAN BUDGETED EXPENDITURE ON SECONDARY EDUCATION (Sub-head wise)

ACCOUNT: REVENUE ACCOUNT

PROGRAM: ASSISTANCE TO LOCAL BODIES FOR SECONDARY EDUCATION

(RUPEES IN THOUSANDS)

SL. NO.	STATE/UNION TERRITORY	2004-05 (ACTUALS)				2005-06 (R.E.)				2006-07 (B.E.)			
		PLAN	NON-PLAN	TOTAL	% AGE TO TOTAL EXP. ON SEC. EDN.	PLAN	NON-PLAN	TOTAL	% AGE TO TOTAL EXP. ON SEC. EDN.	PLAN	NON-PLAN	TOTAL	% AGE TO TOTAL EXP. ON SEC. EDN.
1	ANDHRA PRADESH	0.00	8066949.00	8066949.00	61.95	0.00	10119730.00	10119730.00	62.01	0.00	10904995.00	10904995.00	62.95
2	ARUNACHAL PRADESH	...	...	...	...	...	...	...	...	...	...	...	...
3	ASSAM	...	...	...	...	...	...	...	...	...	...	...	...
4	BIHAR	...	...	...	...	...	...	...	...	...	...	...	...
5	CHHATTISGARH	28505.00	0.00	28505.00	1.70	6001.00	85800.00	91801.00	3.33	115573.00	99402.00	214975.00	7.15
6	GOA	...	...	...	...	...	...	...	...	...	...	...	...
7	GUJARAT	0.00	527243.00	527243.00	4.33	0.00	560000.00	560000.00	4.70	0.00	607350.00	607350.00	5.10
8	HARYANA	...	...	...	...	...	...	...	...	...	...	...	...
9	HIMACHAL PRADESH	...	...	...	...	...	...	...	...	...	...	...	...
10	JAMMU & KASHMIR	...	...	...	...	...	...	...	...	...	...	...	...
11	JHARKHAND	...	...	...	...	...	...	...	...	...	...	...	...
12	KARNATAKA	439371.00	7827329.00	8266700.00	71.28	680764.00	9173558.00	9854322.00	75.02	1358827.00	9831919.00	11190746.00	72.64
13	KERALA	0.00	22400.00	22400.00	.18	0.00	19615.00	19615.00	.16	0.00	25350.00	25350.00	.13
14	MADHYA PRADESH	84869.00	319573.00	404442.00	10.36	203309.00	366275.00	569584.00	13.50	0.00	537940.00	537940.00	11.07
15	MAHARASHTRA	4782.00	2419607.00	2424389.00	5.77	18527.00	2943931.00	2962458.00	6.60	13442.00	2803600.00	2817042.00	5.99
16	MANIPUR	19422.00	0.00	19422.00	2.41	16650.00	270.00	16920.00	2.03	16800.00	270.00	17070.00	2.15
17	MEGHALAYA	...	...	...	...	...	...	...	...	...	...	...	...
18	MIZORAM	...	...	...	...	...	...	...	...	...	...	...	...
19	NAGALAND	...	...	...	...	...	...	...	...	...	...	...	...
20	ORISSA	...	...	...	...	...	...	...	...	...	...	...	...
21	PUNJAB	...	...	...	...	...	...	...	...	...	...	...	...
22	RAJASTHAN	...	...	...	...	...	...	...	...	...	...	...	...
23	SIKKIM	...	...	...	...	...	...	...	...	...	...	...	...
24	TAMIL NADU	1.00	3016.00	3017.00	.02	0.00	0.00	0.00	.00	0.00	0.00	0.00	.00
25	TRIPURA	0.00	3145.00	3145.00	.19	0.00	5000.00	5000.00	.28	30.00	4000.00	4030.00	.20
26	UTTARANCHAL	...	...	...	...	...	...	...	...	...	...	...	...
27	UTTAR PRADESH	...	...	...	...	...	...	...	...	...	...	...	...
28	WEST BENGAL	...	...	...	...	...	...	...	...	...	...	...	...
TOTAL STATES		576950.00	19189262.00	19766212.00	8.72	925251.00	23274179.00	24199430.00	9.51	1504672.00	24814826.00	26319498.00	9.10
29	A. & N. ISLANDS	970.00	0.00	970.00	.27	1030.00	0.00	1030.00	.27	10990.00	0.00	10990.00	2.65
30	CHANDIGARH	...	...	...	...	...	...	...	...	...	...	...	...
31	DADRA & NAGAR HAVELI	...	...	...	...	...	...	...	...	...	...	...	...
32	DAMAN & DIU	...	...	...	...	...	...	...	...	...	...	...	...
33	DELHI	625.00	50679.00	51304.00	.59	200.00	117049.00	117249.00	1.15	1500.00	126684.00	128184.00	1.14
34	LAKSHADWEEP	29674.00	79069.00	108743.00	49.41	12000.00	79000.00	91000.00	44.31	14300.00	86800.00	101100.00	46.82
35	PONDICHERY	...	...	...	...	...	...	...	...	...	...	...	...
TOTAL U.T.		31269.00	129748.00	161017.00	1.56	13230.00	196049.00	209279.00	1.76	26790.00	213484.00	240274.00	1.84
TOTAL (STATE & UTs)		608219.00	19319010.00	19927229.00	8.41	938481.00	23470228.00	24408709.00	9.17	1531462.00	25028310.00	26559772.00	8.79

..NICNET..



## STATEMENT NO. ( 10 ): PLAN &amp; NON-PLAN BUDGETED EXPENDITURE ON SECONDARY EDUCATION (Sub-head wise)

ACCOUNT: REVENUE ACCOUNT  
PROGRAM: SCHOLARSHIPS

(RUPEES IN THOUSANDS)

SL. NO.	STATE/UNION TERRITORY	2004-05 (ACTUALS)				2005-06 (R.E.)				2006-07 (B.E.)			
		PLAN	NON-PLAN	TOTAL	% AGE TO TOTAL EXP. ON SEC. EDN.	PLAN	NON-PLAN	TOTAL	% AGE TO TOTAL EXP. ON SEC. EDN.	PLAN	NON-PLAN	TOTAL	% AGE TO TOTAL EXP. ON SEC. EDN.
1	ANDHRA PRADESH	0.00	13373.00	13373.00	.10	0.00	15383.00	15383.00	.09	0.00	15383.00	15383.00	.09
2	ARUNACHAL PRADESH	199100.00	0.00	199100.00	37.96	31200.00	0.00	31200.00	7.03	26500.00	0.00	26500.00	5.79
3	ASSAM	0.00	2353.00	2353.00	.04	275.00	8920.00	9195.00	.12	275.00	7725.00	8000.00	.09
4	BIHAR	0.00	0.00	0.00	.00	0.00	12000.00	12000.00	.16	0.00	12000.00	12000.00	.14
5	CHHATTISGARH	0.00	0.00	0.00	.00	246.00	0.00	246.00	.01	1.00	0.00	1.00	.00
6	GOA	0.00	2487.00	2487.00	.15	0.00	1700.00	1700.00	.10	0.00	2900.00	2900.00	.17
7	GUJARAT	471.00	0.00	471.00	.00	600.00	0.00	600.00	.01	600.00	0.00	600.00	.01
8	HARYANA	4696.00	2066.00	6762.00	.12	73315.00	550.00	73865.00	1.04	100657.00	550.00	101207.00	1.31
9	HIMACHAL PRADESH	...	...	...	...	...	...	...	...	...	...	...	...
10	JAMMU & KASHMIR	0.00	17331.00	17331.00	.69	0.00	17007.00	17007.00	.41	0.00	17007.00	17007.00	.39
11	JHARKHAND	12000.00	0.00	12000.00	.68	120.00	0.00	120.00	.00	150.00	0.00	150.00	.00
12	KARNATAKA	0.00	17919.00	17919.00	.15	0.00	20423.00	20423.00	.16	0.00	21240.00	21240.00	.14
13	KERALA	0.00	7700.00	7700.00	.06	0.00	7192.00	7192.00	.06	0.00	7700.00	7700.00	.04
14	MADHYA PRADESH	0.00	0.00	0.00	.00	0.00	3070.00	3070.00	.07	0.00	3070.00	3070.00	.06
15	MAHARASHTRA	0.00	15852.00	15852.00	.04	0.00	16076.00	16076.00	.04	0.00	16469.00	16469.00	.04
16	MANIPUR	0.00	2425.00	2425.00	.30	0.00	3624.00	3624.00	.43	0.00	3624.00	3624.00	.46
17	MEGHALAYA	0.00	665.00	665.00	.10	0.00	2649.00	2649.00	.38	0.00	2823.00	2823.00	.32
18	MIZORAM	6799.00	8096.00	14895.00	3.28	6800.00	8120.00	14920.00	3.00	7000.00	8120.00	15120.00	2.90
19	NAGALAND	0.00	1930.00	1930.00	.42	0.00	3300.00	3300.00	.59	0.00	3300.00	3300.00	.55
20	ORISSA	0.00	3665.00	3665.00	.07	0.00	3860.00	3860.00	.06	0.00	3860.00	3860.00	.06
21	PUNJAB	0.00	6.00	6.00	.00	0.00	8204.00	8204.00	.06	0.00	1800.00	1800.00	.01
22	RAJASTHAN	113943.00	140269.00	254212.00	1.94	60000.00	150130.00	210130.00	1.48	60000.00	150130.00	210130.00	1.35
23	SIKKIM	291.00	0.00	291.00	.04	200.00	0.00	200.00	.03	300.00	0.00	300.00	.04
24	TAMIL NADU	0.00	17634.00	17634.00	.10	0.00	14929.00	14929.00	.08	16000.00	9878.00	25878.00	.11
25	TRIPURA	5433.00	0.00	5433.00	.33	3531.00	0.00	3531.00	.20	3000.00	0.00	3000.00	.15
26	UTTARANCHAL	218.00	2104.00	2322.00	.05	300.00	2902.00	3202.00	.06	628.00	2858.00	3486.00	.06
27	UTTAR PRADESH	0.00	6972.00	6972.00	.03	0.00	13665.00	13665.00	.06	0.00	14000.00	14000.00	.05
28	WEST BENGAL	0.00	63.00	63.00	.00	0.00	5012.00	5012.00	.02	0.00	5488.00	5488.00	.02
TOTAL STATES		342951.00	262910.00	605861.00	.27	176587.00	318716.00	495303.00	.19	215111.00	309925.00	525036.00	.18
29	A. & N. ISLANDS	424.00	509.00	933.00	.26	600.00	500.00	1100.00	.28	600.00	500.00	1100.00	.27
30	CHANDIGARH	0.00	17.00	17.00	.01	0.00	28.00	28.00	.01	0.00	28.00	28.00	.01
31	DADRA & NAGAR HAVELI	611.00	0.00	611.00	1.40	800.00	0.00	800.00	1.67	1000.00	0.00	1000.00	1.89
32	DAMAN & DIU	...	...	...	...	...	...	...	...	...	...	...	...
33	DELHI	...	...	...	...	...	...	...	...	...	...	...	...
34	LAKSHADWEEP	...	...	...	...	...	...	...	...	...	...	...	...
35	PONDICHERRY	2616.00	1636.00	4252.00	.78	2540.00	4880.00	7420.00	1.19	9900.00	4300.00	14200.00	2.13
TOTAL U.T.		3651.00	2162.00	5813.00	.06	3940.00	5408.00	9348.00	.08	11500.00	4828.00	16328.00	.12
TOTAL (STATE & UTs)		346602.00	265072.00	611674.00	.26	180527.00	324124.00	504651.00	.19	226611.00	314753.00	541364.00	.18

..NICNET..

## STATEMENT NO. ( 10 ): PLAN &amp; NON-PLAN BUDGETED EXPENDITURE ON SECONDARY EDUCATION (Sub-head wise)

ACCOUNT: REVENUE ACCOUNT  
PROGRAM: TEACHERS' TRAINING

(RUPEES IN THOUSANDS)

SL. NO.	STATE/UNION TERRITORY	2004-05 (ACTUALS)				2005-06 (R.E.)				2006-07 (B.E.)			
		PLAN	NON-PLAN	TOTAL	% AGE TO TOTAL EXP. ON SEC. EDN.	PLAN	NON-PLAN	TOTAL	% AGE TO TOTAL EXP. ON SEC. EDN.	PLAN	NON-PLAN	TOTAL	% AGE TO TOTAL EXP. ON SEC. EDN.
1	ANDHRA PRADESH	413.00	83780.00	84193.00	.65	8933.00	111655.00	120588.00	.74	3578.00	118966.00	122544.00	.71
2	ARUNACHAL PRADESH	0.00	0.00	0.00	.00	0.00	0.00	0.00	.00	200.00	0.00	200.00	.04
3	ASSAM	698.00	28743.00	29441.00	.44	1650.00	37140.00	38790.00	.49	1650.00	44130.00	45780.00	.52
4	BIHAR	...	...	...	...	...	...	...	...	...	...	...	...
5	CHHATTISGARH	2598.00	5578.00	8176.00	.49	12931.00	6310.00	19241.00	.70	26654.00	21020.00	47674.00	1.59
6	GOA	...	...	...	...	...	...	...	...	...	...	...	...
7	GUJARAT	0.00	8010.00	8010.00	.07	0.00	4075.00	4075.00	.03	0.00	3920.00	3920.00	.03
8	HARYANA	3354.00	473.00	3827.00	.07	19361.00	1478.00	20839.00	.29	32061.00	1752.00	33813.00	.44
9	HIMACHAL PRADESH	...	...	...	...	...	...	...	...	...	...	...	...
10	JAMMU & KASHMIR	...	...	...	...	...	...	...	...	...	...	...	...
11	JHARKHAND	...	...	...	...	...	...	...	...	...	...	...	...
12	KARNATAKA	683.00	3322.00	4005.00	.03	11000.00	1535.00	12535.00	.10	13000.00	1596.00	14596.00	.09
13	KERALA	0.00	320791.00	320791.00	2.55	0.00	0.00	0.00	.00	0.00	0.00	0.00	.00
14	MADHYA PRADESH	0.00	18735.00	18735.00	.48	0.00	32354.00	32354.00	.77	0.00	34109.00	34109.00	.70
15	MAHARASHTRA	0.00	157791.00	157791.00	.38	22245.00	200321.00	222566.00	.50	1800.00	214362.00	216162.00	.46
16	MANIPUR	49.00	2341.00	2390.00	.30	30.00	3774.00	3804.00	.46	30.00	2977.00	3007.00	.38
17	MEGHALAYA	0.00	5497.00	5497.00	.87	0.00	3900.00	3900.00	.55	0.00	4710.00	4710.00	.54
18	MIZORAM	2204.00	4319.00	6523.00	1.44	2160.00	4750.00	6910.00	1.39	2160.00	5020.00	7180.00	1.38
19	NAGALAND	1331.00	20455.00	21786.00	4.77	5645.00	22901.00	28546.00	5.09	9850.00	35193.00	45043.00	7.56
20	ORISSA	0.00	95325.00	95325.00	1.86	0.00	96459.00	96459.00	1.49	0.00	90496.00	90496.00	1.46
21	PUNJAB	0.00	1580.00	1580.00	.01	0.00	5674.00	5674.00	.04	0.00	5732.00	5732.00	.04
22	RAJASTHAN	0.00	194.00	194.00	.00	0.00	0.00	0.00	.00	0.00	0.00	0.00	.00
23	SIKKIM	...	...	...	...	...	...	...	...	...	...	...	...
24	TAMIL NADU	12540.00	23320.00	35860.00	.21	6044.00	33740.00	39784.00	.22	6169.00	25161.00	31330.00	.13
25	TRIPURA	94.00	5755.00	5849.00	.36	1058.00	6575.00	7633.00	.42	1201.00	7065.00	8266.00	.42
26	UTTARANCHAL	...	...	...	...	...	...	...	...	...	...	...	...
27	UTTAR PRADESH	...	...	...	...	...	...	...	...	...	...	...	...
28	WEST BENGAL	0.00	51955.00	51955.00	.22	0.00	56480.00	56480.00	.23	0.00	62304.00	62304.00	.21
TOTAL STATES		23964.00	837964.00	861928.00	.38	91057.00	629121.00	720178.00	.28	98353.00	678513.00	776866.00	.27
29	A. & N. ISLANDS	...	...	...	...	...	...	...	...	...	...	...	...
30	CHANDIGARH	...	...	...	...	...	...	...	...	...	...	...	...
31	DADRA & NAGAR HAVELI	30.00	0.00	30.00	.07	30.00	0.00	30.00	.06	30.00	0.00	30.00	.06
32	DAMAN & DIU	...	...	...	...	...	...	...	...	...	...	...	...
33	DELHI	22929.00	0.00	22929.00	.26	26700.00	0.00	26700.00	.26	32000.00	0.00	32000.00	.28
34	LAKSHADWEEP	...	...	...	...	...	...	...	...	...	...	...	...
35	PONDICHERRY	3230.00	0.00	3230.00	.59	0.00	0.00	0.00	.00	0.00	0.00	0.00	.00
TOTAL U.T.		26189.00	0.00	26189.00	.25	26730.00	0.00	26730.00	.22	32030.00	0.00	32030.00	.25
TOTAL (STATE & UTs)		50153.00	837964.00	888117.00	.37	117787.00	629121.00	746908.00	.28	130383.00	678513.00	808896.00	.27

..NICNET..

## STATEMENT NO. ( 10 ): PLAN &amp; NON-PLAN BUDGETED EXPENDITURE ON SECONDARY EDUCATION (Sub-head wise)

ACCOUNT: REVENUE ACCOUNT  
PROGRAM: TEXT BOOKS

(RUPEES IN THOUSANDS)

SL. NO.	STATE/UNION TERRITORY	2004-05 (ACTUALS)				2005-06 (R.E.)				2006-07 (B.E.)			
		PLAN	NON-PLAN	TOTAL	% AGE TO TOTAL EXP. ON SEC. EDN.	PLAN	NON-PLAN	TOTAL	% AGE TO TOTAL EXP. ON SEC. EDN.	PLAN	NON-PLAN	TOTAL	% AGE TO TOTAL EXP. ON SEC. EDN.
1	ANDHRA PRADESH	0.00	873740.00	873740.00	6.71	0.00	697012.00	697012.00	4.27	0.00	764142.00	764142.00	4.41
2	ARUNACHAL PRADESH	6500.00	0.00	6500.00	1.24	42065.00	0.00	42065.00	9.47	10000.00	0.00	10000.00	2.18
3	ASSAM	...	...	...	...	...	...	...	...	...	...	...	...
4	BIHAR	...	...	...	...	...	...	...	...	...	...	...	...
5	CHHATTISGARH	9263.00	0.00	9263.00	.55	31486.00	0.00	31486.00	1.14	32745.00	0.00	32745.00	1.09
6	GOA	...	...	...	...	...	...	...	...	...	...	...	...
7	GUJARAT	8517.00	0.00	8517.00	.07	13000.00	0.00	13000.00	.11	15000.00	0.00	15000.00	.13
8	HARYANA	...	...	...	...	...	...	...	...	...	...	...	...
9	HIMACHAL PRADESH	...	...	...	...	...	...	...	...	...	...	...	...
10	JAMMU & KASHMIR	...	...	...	...	...	...	...	...	...	...	...	...
11	JHARKHAND	...	...	...	...	...	...	...	...	...	...	...	...
12	KARNATAKA	4738.00	90075.00	94813.00	.82	0.00	118729.00	118729.00	.90	0.00	124096.00	124096.00	.81
13	KERALA	0.00	0.00	0.00	.00	0.00	440397.00	440397.00	3.55	0.00	530496.00	530496.00	2.77
14	MADHYA PRADESH	13208.00	0.00	13208.00	.34	50000.00	0.00	50000.00	1.19	50000.00	0.00	50000.00	1.03
15	MAHARASHTRA	...	...	...	...	...	...	...	...	...	...	...	...
16	MANIPUR	...	...	...	...	...	...	...	...	...	...	...	...
17	MEGHALAYA	9.00	927.00	936.00	.15	0.00	968.00	968.00	.14	0.00	1162.00	1162.00	.13
18	MIZORAM	...	...	...	...	...	...	...	...	...	...	...	...
19	NAGALAND	...	...	...	...	...	...	...	...	...	...	...	...
20	ORISSA	...	...	...	...	...	...	...	...	...	...	...	...
21	PUNJAB	...	...	...	...	...	...	...	...	...	...	...	...
22	RAJASTHAN	...	...	...	...	...	...	...	...	...	...	...	...
23	SIKKIM	11977.00	-81.00	11896.00	1.81	10000.00	0.00	10000.00	1.30	10000.00	0.00	10000.00	1.24
24	TAMIL NADU	0.00	0.00	0.00	.00	188116.00	0.00	188116.00	1.04	77421.00	0.00	77421.00	.32
25	TRIPURA	...	...	...	...	...	...	...	...	...	...	...	...
26	UTTARANCHAL	...	...	...	...	...	...	...	...	...	...	...	...
27	UTTAR PRADESH	...	...	...	...	...	...	...	...	...	...	...	...
28	WEST BENGAL	0.00	311.00	311.00	.00	0.00	383.00	383.00	.00	0.00	383.00	383.00	.00
TOTAL STATES		54212.00	964972.00	1019184.00	.45	334667.00	1257489.00	1592156.00	.63	195166.00	1420279.00	1615445.00	.56
29	A. & N. ISLANDS	3258.00	1524.00	4782.00	1.31	3500.00	1757.00	5257.00	1.35	3500.00	1920.00	5420.00	1.31
30	CHANDIGARH	...	...	...	...	...	...	...	...	...	...	...	...
31	DADRA & NAGAR HAVELI	...	...	...	...	...	...	...	...	...	...	...	...
32	DAMAN & DIU	...	...	...	...	...	...	...	...	...	...	...	...
33	DELHI	10181.00	639.00	10820.00	.12	174400.00	932.00	175332.00	1.71	109000.00	1060.00	110060.00	.98
34	LAKSHADWEEP	...	...	...	...	...	...	...	...	...	...	...	...
35	PONDICHERRY	...	...	...	...	...	...	...	...	...	...	...	...
TOTAL U.T.		13439.00	2163.00	15602.00	.15	177900.00	2689.00	180589.00	1.52	112500.00	2980.00	115480.00	.88
TOTAL (STATE & UTs)		67651.00	967135.00	1034786.00	.44	512567.00	1260178.00	1772745.00	.67	307666.00	1423259.00	1730925.00	.57

..NICNET..

## STATEMENT NO. ( 10 ): PLAN &amp; NON-PLAN BUDGETED EXPENDITURE ON SECONDARY EDUCATION (Sub-head wise)

ACCOUNT: REVENUE ACCOUNT  
PROGRAM: NON-FORMAL EDUCATION

(RUPEES IN THOUSANDS)

SL. NO.	STATE/UNION TERRITORY	2004-05 (ACTUALS)				2005-06 (R.E.)				2006-07 (B.E.)			
		PLAN	NON-PLAN	TOTAL	% AGE TO TOTAL EXP. ON SEC. EDN.	PLAN	NON-PLAN	TOTAL	% AGE TO TOTAL EXP. ON SEC. EDN.	PLAN	NON-PLAN	TOTAL	% AGE TO TOTAL EXP. ON SEC. EDN.
1	ANDHRA PRADESH	...	...	...	...	...	...	...	...	...	...	...	...
2	ARUNACHAL PRADESH	...	...	...	...	...	...	...	...	...	...	...	...
3	ASSAM	...	...	...	...	...	...	...	...	...	...	...	...
4	BIHAR	...	...	...	...	...	...	...	...	...	...	...	...
5	CHHATTISGARH	23881.00	0.00	23881.00	1.43	11454.00	0.00	11454.00	.42	11031.00	0.00	11031.00	.37
6	GOA	...	...	...	...	...	...	...	...	...	...	...	...
7	GUJARAT	...	...	...	...	...	...	...	...	...	...	...	...
8	HARYANA	...	...	...	...	...	...	...	...	...	...	...	...
9	HIMACHAL PRADESH	...	...	...	...	...	...	...	...	...	...	...	...
10	JAMMU & KASHMIR	...	...	...	...	...	...	...	...	...	...	...	...
11	JHARKHAND	...	...	...	...	...	...	...	...	...	...	...	...
12	KARNATAKA	...	...	...	...	...	...	...	...	...	...	...	...
13	KERALA	...	...	...	...	...	...	...	...	...	...	...	...
14	MADHYA PRADESH	...	...	...	...	...	...	...	...	...	...	...	...
15	MAHARASHTRA	...	...	...	...	...	...	...	...	...	...	...	...
16	MANIPUR	...	...	...	...	...	...	...	...	...	...	...	...
17	MEGHALAYA	...	...	...	...	...	...	...	...	...	...	...	...
18	MIZORAM	0.00	9230.00	9230.00	2.03	0.00	10537.00	10537.00	2.12	0.00	10730.00	10730.00	2.06
19	NAGALAND	...	...	...	...	...	...	...	...	...	...	...	...
20	ORISSA	...	...	...	...	...	...	...	...	...	...	...	...
21	PUNJAB	...	...	...	...	...	...	...	...	...	...	...	...
22	RAJASTHAN	...	...	...	...	...	...	...	...	...	...	...	...
23	SIKKIM	...	...	...	...	...	...	...	...	...	...	...	...
24	TAMIL NADU	...	...	...	...	...	...	...	...	...	...	...	...
25	TRIPURA	...	...	...	...	...	...	...	...	...	...	...	...
26	UTTARANCHAL	...	...	...	...	...	...	...	...	...	...	...	...
27	UTTAR PRADESH	...	...	...	...	...	...	...	...	...	...	...	...
28	WEST BENGAL	...	...	...	...	...	...	...	...	...	...	...	...
TOTAL STATES		23881.00	9230.00	33111.00	.01	11454.00	10537.00	21991.00	.01	11031.00	10730.00	21761.00	.01
29	A. & N. ISLANDS	...	...	...	...	...	...	...	...	...	...	...	...
30	CHANDIGARH	...	...	...	...	...	...	...	...	...	...	...	...
31	DADRA & NAGAR HAVELI	...	...	...	...	...	...	...	...	...	...	...	...
32	DAMAN & DIU	...	...	...	...	...	...	...	...	...	...	...	...
33	DELHI	...	...	...	...	...	...	...	...	...	...	...	...
34	LAKSHADWEEP	...	...	...	...	...	...	...	...	...	...	...	...
35	PONDICHERRY	...	...	...	...	...	...	...	...	...	...	...	...
TOTAL U.T.		0.00	0.00	0.00	.00	0.00	0.00	0.00	.00	0.00	0.00	0.00	.00
TOTAL (STATE & UTs)		23881.00	9230.00	33111.00	.01	11454.00	10537.00	21991.00	.01	11031.00	10730.00	21761.00	.01

..NICNET..

## STATEMENT NO. ( 10 ) : PLAN &amp; NON-PLAN BUDGETED EXPENDITURE ON SECONDARY EDUCATION (Sub-head wise)

ACCOUNT: REVENUE ACCOUNT  
PROGRAM: OTHER EXPENDITURE

(RUPEES IN THOUSANDS)

SL. NO.	STATE/UNION TERRITORY	2004-05 (ACTUALS)				2005-06 (R.E.)				2006-07 (B.E.)			
		PLAN	NON-PLAN	TOTAL	% AGE TO TOTAL EXP. ON SEC. EDN.	PLAN	NON-PLAN	TOTAL	% AGE TO TOTAL EXP. ON SEC. EDN.	PLAN	NON-PLAN	TOTAL	% AGE TO TOTAL EXP. ON SEC. EDN.
1	ANDHRA PRADESH	216465.00	399773.00	616238.00	4.73	608754.00	357000.00	965754.00	5.92	337820.00	370431.00	708251.00	4.09
2	ARUNACHAL PRADESH	695.00	2871.00	3566.00	.68	2148.00	2925.00	5073.00	1.14	2500.00	2350.00	4850.00	1.06
3	ASSAM	83676.00	2880.00	86556.00	1.30	305877.00	503524.00	809401.00	10.20	72125.00	2039.00	74164.00	.84
4	BIHAR	0.00	39516.00	39516.00	.75	0.00	49962.00	49962.00	.66	79000.00	67200.00	146200.00	1.74
5	CHHATTISGARH	0.00	2070.00	2070.00	.12	2500.00	17500.00	20000.00	.73	2500.00	17500.00	20000.00	.67
6	GOA	285392.00	54424.00	339816.00	20.55	242425.00	75152.00	317577.00	18.83	223405.00	68660.00	292065.00	16.70
7	GUJARAT	115062.00	245100.00	360162.00	2.96	145930.00	199585.00	345515.00	2.90	116900.00	206470.00	323370.00	2.72
8	HARYANA	5404.00	28537.00	33941.00	.61	10647.00	133372.00	144019.00	2.03	14297.00	145951.00	160248.00	2.08
9	HIMACHAL PRADESH	18940.00	277563.00	296503.00	7.61	50637.00	298783.00	349420.00	7.96	146532.00	235334.00	381866.00	8.68
10	JAMMU & KASHMIR	...	...	...	...	...	...	...	...	...	...	...	...
11	JHARKHAND	218110.00	8987.00	227097.00	12.79	73849.00	9900.00	83749.00	3.21	127244.00	10000.00	137244.00	4.32
12	KARNATAKA	232435.00	326239.00	558674.00	4.82	125004.00	239845.00	364849.00	2.78	181000.00	245962.00	426962.00	2.77
13	KERALA	17575.00	535503.00	553078.00	4.40	9595.00	317801.00	327396.00	2.64	70000.00	732436.00	802436.00	4.19
14	MADHYA PRADESH	...	...	...	...	...	...	...	...	...	...	...	...
15	MAHARASHTRA	0.00	249.00	249.00	.00	0.00	9303.00	9303.00	.02	0.00	9374.00	9374.00	.02
16	MANIPUR	29792.00	0.00	29792.00	3.69	40700.00	0.00	40700.00	4.88	34220.00	0.00	34220.00	4.32
17	MEGHALAYA	500.00	2692.00	3192.00	.50	3250.00	2006.00	5256.00	.75	116050.00	2959.00	119009.00	13.59
18	MIZORAM	10501.00	7872.00	18373.00	4.05	7931.00	8520.00	16451.00	3.31	15650.00	9110.00	24760.00	4.74
19	NAGALAND	100.00	7578.00	7678.00	1.68	3750.00	9382.00	13132.00	2.34	200.00	9852.00	10052.00	1.69
20	ORISSA	58636.00	6186.00	64822.00	1.27	239274.00	6797.00	246071.00	3.79	128064.00	7174.00	135238.00	2.19
21	PUNJAB	0.00	43219.00	43219.00	.33	0.00	75971.00	75971.00	.53	0.00	75971.00	75971.00	.51
22	RAJASTHAN	22405.00	633425.00	655830.00	5.02	43586.00	694339.00	737925.00	5.19	56390.00	729589.00	785979.00	5.06
23	SIKKIM	12671.00	0.00	12671.00	1.93	6150.00	0.00	6150.00	.80	12450.00	0.00	12450.00	1.54
24	TAMIL NADU	8576.00	324215.00	332791.00	1.95	57031.00	327924.00	384955.00	2.12	146182.00	401926.00	548108.00	2.25
25	TRIPURA	198.00	4862.00	5060.00	.31	335.00	5432.00	5767.00	.32	505.00	5957.00	6462.00	.33
26	UTTARANCHAL	27051.00	68760.00	95811.00	2.16	17525.00	94739.00	112264.00	2.00	25584.00	91220.00	116804.00	1.93
27	UTTAR PRADESH	1967923.00	859798.00	2827721.00	13.68	3013100.00	3040890.00	6053990.00	25.47	6073328.00	3501687.00	9575015.00	32.65
28	WEST BENGAL	24955.00	128460.00	153415.00	.65	67815.00	214623.00	282438.00	1.13	71699.00	205771.00	277470.00	.94
TOTAL STATES		3357062.00	4010779.00	7367841.00	3.25	5077813.00	6695275.00	11773088.00	4.63	8053645.00	7154923.00	15208568.00	5.26
29	A. & N. ISLANDS	7778.00	14184.00	21962.00	6.02	8583.00	16788.00	25371.00	6.53	8300.00	18688.00	26988.00	6.52
30	CHANDIGARH	12969.00	200.00	13169.00	4.09	13920.00	210.00	14130.00	4.15	15100.00	220.00	15320.00	4.29
31	DADRA & NAGAR HAVELI	2999.00	1094.00	4093.00	9.36	3070.00	1070.00	4140.00	8.66	6470.00	1065.00	7535.00	14.22
32	DAMAN & DIU	350.00	0.00	350.00	.52	410.00	0.00	410.00	.57	900.00	0.00	900.00	1.21
33	DELHI	467989.00	4815433.00	5283422.00	60.44	592400.00	5358500.00	5950900.00	58.17	785000.00	5941775.00	6726775.00	59.63
34	LAKSHADWEEP	0.00	30.00	30.00	.01	0.00	476.00	476.00	.23	0.00	560.00	560.00	.26
35	PONDICHERRY	16856.00	815.00	17671.00	3.23	30482.00	1033.00	31515.00	5.07	15147.00	990.00	16137.00	2.42
TOTAL U.T.		508941.00	4831756.00	5340697.00	51.82	648865.00	5378077.00	6026942.00	50.62	830917.00	5963298.00	6794215.00	52.01
TOTAL (STATE & UTS)		3866003.00	8842535.00	12708538.00	5.37	5726678.00	12073352.00	17800030.00	6.68	8884562.00	13118221.00	22002783.00	7.28

..NICNET..

## STATEMENT NO. ( 11 ) : PLAN &amp; NON-PLAN BUDGETED EXPENDITURE ON ADULT EDUCATION

ACCOUNT: REVENUE ACCOUNT  
PROGRAM: TOTAL EXPENDITURE

(RUPEES IN THOUSANDS)

SL. NO.	STATE/UNION TERRITORY	2004-05 (ACTUALS)				2005-06 (R.E.)				2006-07 (B.E.)			
		PLAN	NON-PLAN	TOTAL	% AGE TO TOTAL EXP. ON EDUCATION	PLAN	NON-PLAN	TOTAL	% AGE TO TOTAL EXP. ON EDUCATION	PLAN	NON-PLAN	TOTAL	% AGE TO TOTAL EXP. ON EDUCATION
1	ANDHRA PRADESH	117490.00	0.00	117490.00	.28	120000.00	0.00	120000.00	.23	120000.00	0.00	120000.00	.21
2	ARUNACHAL PRADESH	12240.00	0.00	12240.00	.65	13490.00	0.00	13490.00	.70	17000.00	0.00	17000.00	.95
3	ASSAM	11271.00	90406.00	101677.00	.42	42900.00	134805.00	177705.00	.54	32900.00	165760.00	198660.00	.57
4	BIHAR	48053.00	0.00	48053.00	.19	90863.00	34455.00	125318.00	.28	56850.00	35655.00	92505.00	.19
5	CHHATTISGARH	3494.00	0.00	3494.00	.03	76047.00	0.00	76047.00	.54	76047.00	0.00	76047.00	.50
6	GOA	1660.00	6583.00	8243.00	.27	1250.00	7065.00	8315.00	.27	1350.00	7065.00	8415.00	.26
7	GUJARAT	36636.00	19111.00	55747.00	.14	30500.00	10657.00	41157.00	.10	57116.00	11200.00	68316.00	.16
8	HARYANA	2000.00	5198.00	7198.00	.04	4000.00	6124.00	10124.00	.05	5000.00	6890.00	11890.00	.05
9	HIMACHAL PRADESH	0.00	7932.00	7932.00	.08	0.00	8364.00	8364.00	.07	0.00	9192.00	9192.00	.07
10	JAMMU & KASHMIR	0.00	0.00	0.00	.00	2721.00	0.00	2721.00	.03	3203.00	0.00	3203.00	.03
11	JHARKHAND	20735.00	0.00	20735.00	.16	0.00	0.00	0.00	.00	0.00	0.00	0.00	.00
12	KARNATAKA	5561.00	38853.00	44414.00	.10	27989.00	22001.00	49990.00	.10	72729.00	20914.00	93643.00	.18
13	KERALA	3700.00	0.00	3700.00	.01	24500.00	0.00	24500.00	.07	36000.00	1.00	36001.00	.07
14	MADHYA PRADESH	0.00	13576.00	13576.00	.05	16513.00	0.00	16513.00	.06	16898.00	0.00	16898.00	.05
15	MAHARASHTRA	2564.00	90242.00	92806.00	.09	1000.00	113191.00	114191.00	.11	24400.00	105161.00	129561.00	.12
16	MANIPUR	6387.00	18425.00	24812.00	.80	9100.00	25012.00	34112.00	.86	4989.00	22016.00	27005.00	.80
17	MEGHALAYA	1108.00	15044.00	16152.00	.61	2400.00	18475.00	20875.00	.72	2400.00	19469.00	21869.00	.72
18	MIZORAM	8224.00	12047.00	20271.00	1.06	5150.00	12945.00	18095.00	.83	4200.00	13765.00	17965.00	.80
19	NAGALAND	13400.00	5305.00	18705.00	.85	100.00	6282.00	6382.00	.24	5100.00	5236.00	10336.00	.38
20	ORISSA	12786.00	0.00	12786.00	.06	18000.00	0.00	18000.00	.08	12200.00	0.00	12200.00	.05
21	PUNJAB	0.00	1200.00	1200.00	.01	18200.00	0.00	18200.00	.08	10000.00	0.00	10000.00	.04
22	RAJASTHAN	105855.00	29616.00	135471.00	.35	144400.00	32712.00	177112.00	.38	110700.00	34412.00	145112.00	.30
23	SIKKIM	9.00	0.00	9.00	.00	100.00	0.00	100.00	.01	100.00	0.00	100.00	.01
24	TAMIL NADU	1001.00	5242.00	6243.00	.01	54372.00	5598.00	59970.00	.12	2.00	6587.00	6589.00	.01
25	TRIPURA	...	...	...	...	...	...	...	...	...	...	...	...
26	UTTARANCHAL	...	...	...	...	...	...	...	...	...	...	...	...
27	UTTAR PRADESH	...	...	...	...	...	...	...	...	...	...	...	...
28	WEST BENGAL	8813.00	16381.00	25194.00	.05	30050.00	27240.00	57290.00	.10	67050.00	22250.00	89300.00	.14
TOTAL STATES		422987.00	375161.00	798148.00	.12	733645.00	464926.00	1198571.00	.16	736234.00	485573.00	1221807.00	.14
29	A. & N. ISLANDS	0.00	2694.00	2694.00	.25	0.00	2545.00	2545.00	.23	0.00	2752.00	2752.00	.23
30	CHANDIGARH	2550.00	439.00	2989.00	.19	3250.00	450.00	3700.00	.21	2700.00	500.00	3200.00	.18
31	DADRA & NAGAR HAVELI	0.00	263.00	263.00	.12	0.00	300.00	300.00	.13	0.00	300.00	300.00	.13
32	DAMAN & DIU	1.00	380.00	381.00	.21	200.00	400.00	600.00	.30	210.00	400.00	610.00	.30
33	DELHI	17960.00	314883.00	332843.00	2.18	23000.00	367651.00	390651.00	2.37	25000.00	410300.00	435300.00	2.42
34	LAKSHADWEEP	...	...	...	...	...	...	...	...	...	...	...	...
35	PONDICHERRY	0.00	2130.00	2130.00	.13	2637.00	2592.00	5229.00	.28	2000.00	2784.00	4784.00	.25
TOTAL U.T.		20511.00	320789.00	341300.00	1.69	29087.00	373938.00	403025.00	1.85	29910.00	417036.00	446946.00	1.90
TOTAL (STATE & UTS)		443498.00	695950.00	1139448.00	.17	762732.00	838864.00	1601596.00	.20	766144.00	902609.00	1668753.00	.19
CENTRE TOTAL		2354600.00	18500.00	2373100.00	1.81	2609200.00	21200.00	2630400.00	1.43	2119500.00	21000.00	2140500.00	.89
GRAND TOTAL		2798098.00	714450.00	3512548.00	.43	3371932.00	860064.00	4231996.00	.44	2885644.00	923609.00	3809253.00	.34

## STATEMENT NO. ( 12 ): PLAN &amp; NON-PLAN BUDGETED EXPENDITURE ON ADULT EDUCATION (Sub-head wise)

ACCOUNT: REVENUE ACCOUNT  
PROGRAM: DIRECTION & ADMINISTRATION

(RUPEES IN THOUSANDS)

SL. NO.	STATE/UNION TERRITORY	2004-05 (ACTUALS)				2005-06 (R.E.)				2006-07 (B.E.)			
		PLAN	NON-PLAN	TOTAL	% AGE TO TOTAL EXP. ON ADL. EDN.	PLAN	NON-PLAN	TOTAL	% AGE TO TOTAL EXP. ON ADL. EDN.	PLAN	NON-PLAN	TOTAL	% AGE TO TOTAL EXP. ON ADL. EDN.
1	ANDHRA PRADESH	68670.00	0.00	68670.00	58.45	85000.00	0.00	85000.00	70.83	98200.00	0.00	98200.00	81.83
2	ARUNACHAL PRADESH	12240.00	0.00	12240.00	100.00	13490.00	0.00	13490.00	100.00	17000.00	0.00	17000.00	100.00
3	ASSAM	11077.00	89862.00	100939.00	99.27	13845.00	134805.00	148650.00	83.65	3100.00	165760.00	168860.00	85.00
4	BIHAR	0.00	0.00	0.00	.00	0.00	6502.00	6502.00	5.19	0.00	6988.00	6988.00	7.55
5	CHHATTISGARH	...	...	...	...	...	...	...	...	...	...	...	...
6	GOA	...	...	...	...	...	...	...	...	...	...	...	...
7	GUJARAT	0.00	874.00	874.00	1.57	0.00	1200.00	1200.00	2.92	0.00	1200.00	1200.00	1.76
8	HARYANA	...	...	...	...	...	...	...	...	...	...	...	...
9	HIMACHAL PRADESH	...	...	...	...	...	...	...	...	...	...	...	...
10	JAMMU & KASHMIR	0.00	0.00	0.00	.00	2721.00	0.00	2721.00	100.00	3203.00	0.00	3203.00	100.00
11	JHARKHAND	...	...	...	...	...	...	...	...	...	...	...	...
12	KARNATAKA	2352.00	3977.00	6329.00	14.25	24000.00	4046.00	28046.00	56.10	69000.00	3459.00	72459.00	77.38
13	KERALA	0.00	0.00	0.00	.00	3000.00	0.00	3000.00	12.24	1800.00	1.00	1801.00	5.00
14	MADHYA PRADESH	0.00	13576.00	13576.00	100.00	0.00	0.00	0.00	.00	0.00	0.00	0.00	.00
15	MAHARASHTRA	...	...	...	...	...	...	...	...	...	...	...	...
16	MANIPUR	6387.00	18425.00	24812.00	100.00	9100.00	25012.00	34112.00	100.00	4989.00	22016.00	27005.00	100.00
17	MEGHALAYA	615.00	935.00	1550.00	9.60	1000.00	1262.00	2262.00	10.84	1000.00	1330.00	2330.00	10.65
18	MIZORAM	8224.00	10031.00	18255.00	90.05	5150.00	10705.00	15855.00	87.62	4200.00	11385.00	15585.00	86.75
19	NAGALAND	...	...	...	...	...	...	...	...	...	...	...	...
20	ORISSA	8658.00	0.00	8658.00	67.71	8276.00	0.00	8276.00	45.98	8825.00	0.00	8825.00	72.34
21	PUNJAB	...	...	...	...	...	...	...	...	...	...	...	...
22	RAJASTHAN	...	...	...	...	...	...	...	...	...	...	...	...
23	SIKKIM	...	...	...	...	...	...	...	...	...	...	...	...
24	TAMIL NADU	0.00	5242.00	5242.00	83.97	0.00	5598.00	5598.00	9.33	0.00	6587.00	6587.00	99.97
25	TRIPURA	...	...	...	...	...	...	...	...	...	...	...	...
26	UTTARANCHAL	...	...	...	...	...	...	...	...	...	...	...	...
27	UTTAR PRADESH	...	...	...	...	...	...	...	...	...	...	...	...
28	WEST BENGAL	4553.00	362.00	4915.00	19.51	4000.00	391.00	4391.00	7.66	4000.00	390.00	4390.00	4.92
TOTAL STATES		122776.00	143284.00	266060.00	33.33	169582.00	189521.00	359103.00	29.96	215317.00	219116.00	434433.00	35.56
29	A. & N. ISLANDS	...	...	...	...	...	...	...	...	...	...	...	...
30	CHANDIGARH	...	...	...	...	...	...	...	...	...	...	...	...
31	DADRA & NAGAR HAVELI	...	...	...	...	...	...	...	...	...	...	...	...
32	DAMAN & DIU	...	...	...	...	...	...	...	...	...	...	...	...
33	DELHI	0.00	670.00	670.00	.20	0.00	2450.00	2450.00	.63	0.00	2550.00	2550.00	.59
34	LAKSHADWEEP	...	...	...	...	...	...	...	...	...	...	...	...
35	PONDICHERY	...	...	...	...	...	...	...	...	...	...	...	...
TOTAL U.T.		0.00	670.00	670.00	.20	0.00	2450.00	2450.00	.61	0.00	2550.00	2550.00	.57
TOTAL (STATE & UTs)		122776.00	143954.00	266730.00	23.41	169582.00	191971.00	361553.00	22.57	215317.00	221666.00	436983.00	26.19

..NICNET..

## STATEMENT NO. ( 12 ): PLAN &amp; NON-PLAN BUDGETED EXPENDITURE ON ADULT EDUCATION (Sub-head wise)

ACCOUNT: REVENUE ACCOUNT  
PROGRAM: RURAL FUNCTIONAL LITERACY PROGRAMME

(RUPEES IN THOUSANDS)

SL. NO.	STATE/UNION TERRITORY	2004-05 (ACTUALS)				2005-06 (R.E.)				2006-07 (B.E.)			
		PLAN	NON-PLAN	TOTAL	% AGE TO TOTAL EXP. ON ADL. EDN.	PLAN	NON-PLAN	TOTAL	% AGE TO TOTAL EXP. ON ADL. EDN.	PLAN	NON-PLAN	TOTAL	% AGE TO TOTAL EXP. ON ADL. EDN.
1	ANDHRA PRADESH	24736.00	0.00	24736.00	21.05	5000.00	0.00	5000.00	4.17	0.00	0.00	0.00	.00
2	ARUNACHAL PRADESH	...	...	...	...	...	...	...	...	...	...	...	...
3	ASSAM	...	...	...	...	...	...	...	...	...	...	...	...
4	BIHAR	...	...	...	...	...	...	...	...	...	...	...	...
5	CHHATTISGARH	...	...	...	...	...	...	...	...	...	...	...	...
6	GOA	...	...	...	...	...	...	...	...	...	...	...	...
7	GUJARAT	0.00	9187.00	9187.00	16.48	0.00	9457.00	9457.00	22.98	0.00	10000.00	10000.00	14.64
8	HARYANA	...	...	...	...	...	...	...	...	...	...	...	...
9	HIMACHAL PRADESH	...	...	...	...	...	...	...	...	...	...	...	...
10	JAMMU & KASHMIR	...	...	...	...	...	...	...	...	...	...	...	...
11	JHARKHAND	...	...	...	...	...	...	...	...	...	...	...	...
12	KARNATAKA	...	...	...	...	...	...	...	...	...	...	...	...
13	KERALA	3700.00	0.00	3700.00	100.00	2000.00	0.00	2000.00	8.16	34200.00	0.00	34200.00	95.00
14	MADHYA PRADESH	...	...	...	...	...	...	...	...	...	...	...	...
15	MAHARASHTRA	...	...	...	...	...	...	...	...	...	...	...	...
16	MANIPUR	...	...	...	...	...	...	...	...	...	...	...	...
17	MEGHALAYA	0.00	0.00	0.00	.00	0.00	210.00	210.00	1.01	0.00	220.00	220.00	1.01
18	MIZORAM	0.00	1769.00	1769.00	8.73	0.00	1790.00	1790.00	9.89	0.00	1900.00	1900.00	10.58
19	NAGALAND	13300.00	4303.00	17603.00	94.11	0.00	5039.00	5039.00	78.96	5000.00	5236.00	10236.00	99.03
20	ORISSA	...	...	...	...	...	...	...	...	...	...	...	...
21	PUNJAB	...	...	...	...	...	...	...	...	...	...	...	...
22	RAJASTHAN	...	...	...	...	...	...	...	...	...	...	...	...
23	SIKKIM	...	...	...	...	...	...	...	...	...	...	...	...
24	TAMIL NADU	...	...	...	...	...	...	...	...	...	...	...	...
25	TRIPURA	...	...	...	...	...	...	...	...	...	...	...	...
26	UTTARANCHAL	...	...	...	...	...	...	...	...	...	...	...	...
27	UTTAR PRADESH	...	...	...	...	...	...	...	...	...	...	...	...
28	WEST BENGAL	...	...	...	...	...	...	...	...	...	...	...	...
TOTAL STATES		41736.00	15259.00	56995.00	7.14	7000.00	16496.00	23496.00	1.96	39200.00	17356.00	56556.00	4.63
29	A. & N. ISLANDS	...	...	...	...	...	...	...	...	...	...	...	...
30	CHANDIGARH	...	...	...	...	...	...	...	...	...	...	...	...
31	DADRA & NAGAR HAVELI	...	...	...	...	...	...	...	...	...	...	...	...
32	DAMAN & DIU	...	...	...	...	...	...	...	...	...	...	...	...
33	DELHI	...	...	...	...	...	...	...	...	...	...	...	...
34	LAKSHADWEEP	...	...	...	...	...	...	...	...	...	...	...	...
35	PONDICHERRY	...	...	...	...	...	...	...	...	...	...	...	...
TOTAL U.T.		0.00	0.00	0.00	.00	0.00	0.00	0.00	.00	0.00	0.00	0.00	.00
TOTAL (STATE & UTs)		41736.00	15259.00	56995.00	5.00	7000.00	16496.00	23496.00	1.47	39200.00	17356.00	56556.00	3.39

..NICNET..



## STATEMENT NO. ( 12 ): PLAN &amp; NON-PLAN BUDGETED EXPENDITURE ON ADULT EDUCATION (Sub-head wise)

ACCOUNT: REVENUE ACCOUNT  
PROGRAM: STATE ADULT EDUCATION PROGRAMME

(RUPEES IN THOUSANDS)

SL. NO.	STATE/UNION TERRITORY	2004-05 (ACTUALS)				2005-06 (R.E.)				2006-07 (B.E.)			
		PLAN	NON-PLAN	TOTAL	% AGE TO TOTAL EXP. ON ADL. EDN.	PLAN	NON-PLAN	TOTAL	% AGE TO TOTAL EXP. ON ADL. EDN.	PLAN	NON-PLAN	TOTAL	% AGE TO TOTAL EXP. ON ADL. EDN.
1	ANDHRA PRADESH	...	...	...	...	...	...	...	...	...	...	...	...
2	ARUNACHAL PRADESH	...	...	...	...	...	...	...	...	...	...	...	...
3	ASSAM	...	...	...	...	...	...	...	...	...	...	...	...
4	BIHAR	...	...	...	...	...	...	...	...	...	...	...	...
5	CHHATTISGARH	...	...	...	...	...	...	...	...	...	...	...	...
6	GOA	...	...	...	...	...	...	...	...	...	...	...	...
7	GUJARAT	...	...	...	...	...	...	...	...	...	...	...	...
8	HARYANA	...	...	...	...	...	...	...	...	...	...	...	...
9	HIMACHAL PRADESH	...	...	...	...	...	...	...	...	...	...	...	...
10	JAMMU & KASHMIR	...	...	...	...	...	...	...	...	...	...	...	...
11	JHARKHAND	...	...	...	...	...	...	...	...	...	...	...	...
12	KARNATAKA	...	...	...	...	...	...	...	...	...	...	...	...
13	KERALA	...	...	...	...	...	...	...	...	...	...	...	...
14	MADHYA PRADESH	...	...	...	...	...	...	...	...	...	...	...	...
15	MAHARASHTRA	...	...	...	...	...	...	...	...	...	...	...	...
16	MANIPUR	...	...	...	...	...	...	...	...	...	...	...	...
17	MEGHALAYA	493.00	14109.00	14602.00	90.40	1250.00	17003.00	18253.00	87.44	1270.00	17919.00	19189.00	87.75
18	MIZORAM	...	...	...	...	...	...	...	...	...	...	...	...
19	NAGALAND	100.00	1002.00	1102.00	5.89	100.00	1243.00	1343.00	21.04	100.00	0.00	100.00	.97
20	ORISSA	2450.00	0.00	2450.00	19.16	5000.00	0.00	5000.00	27.78	350.00	0.00	350.00	2.87
21	PUNJAB	...	...	...	...	...	...	...	...	...	...	...	...
22	RAJASTHAN	...	...	...	...	...	...	...	...	...	...	...	...
23	SIKKIM	...	...	...	...	...	...	...	...	...	...	...	...
24	TAMIL NADU	...	...	...	...	...	...	...	...	...	...	...	...
25	TRIPURA	...	...	...	...	...	...	...	...	...	...	...	...
26	UTTARANCHAL	...	...	...	...	...	...	...	...	...	...	...	...
27	UTTAR PRADESH	...	...	...	...	...	...	...	...	...	...	...	...
28	WEST BENGAL	0.00	520.00	520.00	2.06	0.00	683.00	683.00	1.19	0.00	1520.00	1520.00	1.70
TOTAL STATES		3043.00	15631.00	18674.00	2.34	6350.00	18929.00	25279.00	2.11	1720.00	19439.00	21159.00	1.73
29	A. & N. ISLANDS	...	...	...	...	...	...	...	...	...	...	...	...
30	CHANDIGARH	...	...	...	...	...	...	...	...	...	...	...	...
31	DADRA & NAGAR HAVELI	...	...	...	...	...	...	...	...	...	...	...	...
32	DAMAN & DIU	...	...	...	...	...	...	...	...	...	...	...	...
33	DELHI	...	...	...	...	...	...	...	...	...	...	...	...
34	LAKSHADWEEP	...	...	...	...	...	...	...	...	...	...	...	...
35	PONDICHERRY	...	...	...	...	...	...	...	...	...	...	...	...
TOTAL U.T.		0.00	0.00	0.00	.00	0.00	0.00	0.00	.00	0.00	0.00	0.00	.00
TOTAL (STATE & UTs)		3043.00	15631.00	18674.00	1.64	6350.00	18929.00	25279.00	1.58	1720.00	19439.00	21159.00	1.27

..NICNET..

## STATEMENT NO. ( 12 ): PLAN &amp; NON-PLAN BUDGETED EXPENDITURE ON ADULT EDUCATION (Sub-head wise)

ACCOUNT: REVENUE ACCOUNT  
PROGRAM: OTHER ADULT EDUCATION PROGRAMME

(RUPEES IN THOUSANDS)

SL. NO.	STATE/UNION TERRITORY	2004-05 (ACTUALS)				2005-06 (R.E.)				2006-07 (B.E.)			
		PLAN	NON-PLAN	TOTAL	% AGE TO TOTAL EXP. ON ADL. EDN.	PLAN	NON-PLAN	TOTAL	% AGE TO TOTAL EXP. ON ADL. EDN.	PLAN	NON-PLAN	TOTAL	% AGE TO TOTAL EXP. ON ADL. EDN.
1	ANDHRA PRADESH	...	...	...	...	...	...	...	...	...	...	...	...
2	ARUNACHAL PRADESH	...	...	...	...	...	...	...	...	...	...	...	...
3	ASSAM	64.00	0.00	64.00	.06	2725.00	0.00	2725.00	1.53	3200.00	0.00	3200.00	1.61
4	BIHAR	0.00	0.00	0.00	.00	0.00	27953.00	27953.00	22.31	0.00	28667.00	28667.00	30.99
5	CHHATTISGARH	3494.00	0.00	3494.00	100.00	76047.00	0.00	76047.00	100.00	76047.00	0.00	76047.00	100.00
6	GOA	171.00	6583.00	6754.00	81.94	250.00	7065.00	7315.00	87.97	350.00	7065.00	7415.00	88.12
7	GUJARAT	35760.00	0.00	35760.00	64.15	28634.00	0.00	28634.00	69.57	42853.00	0.00	42853.00	62.73
8	HARYANA	2000.00	5198.00	7198.00	100.00	4000.00	6124.00	10124.00	100.00	5000.00	6890.00	11890.00	100.00
9	HIMACHAL PRADESH	0.00	7448.00	7448.00	93.90	0.00	7472.00	7472.00	89.34	0.00	8607.00	8607.00	93.64
10	JAMMU & KASHMIR	...	...	...	...	...	...	...	...	...	...	...	...
11	JHARKHAND	...	...	...	...	...	...	...	...	...	...	...	...
12	KARNATAKA	1000.00	17600.00	18600.00	41.88	1000.00	17955.00	18955.00	37.92	1000.00	17455.00	18455.00	19.71
13	KERALA	...	...	...	...	...	...	...	...	...	...	...	...
14	MADHYA PRADESH	...	...	...	...	...	...	...	...	...	...	...	...
15	MAHARASHTRA	2564.00	7837.00	10401.00	11.21	1000.00	12673.00	13673.00	11.97	24400.00	11692.00	36092.00	27.86
16	MANIPUR	...	...	...	...	...	...	...	...	...	...	...	...
17	MEGHALAYA	...	...	...	...	...	...	...	...	...	...	...	...
18	MIZORAM	0.00	247.00	247.00	1.22	0.00	450.00	450.00	2.49	0.00	480.00	480.00	2.67
19	NAGALAND	...	...	...	...	...	...	...	...	...	...	...	...
20	ORISSA	...	...	...	...	...	...	...	...	...	...	...	...
21	PUNJAB	0.00	1200.00	1200.00	100.00	0.00	0.00	0.00	.00	0.00	0.00	0.00	.00
22	RAJASTHAN	105855.00	27420.00	133275.00	98.38	140199.00	30202.00	170401.00	96.21	106499.00	31752.00	138251.00	95.27
23	SIKKIM	9.00	0.00	9.00	100.00	100.00	0.00	100.00	100.00	100.00	0.00	100.00	100.00
24	TAMIL NADU	1001.00	0.00	1001.00	16.03	54372.00	0.00	54372.00	90.67	2.00	0.00	2.00	.03
25	TRIPURA	...	...	...	...	...	...	...	...	...	...	...	...
26	UTTARANCHAL	...	...	...	...	...	...	...	...	...	...	...	...
27	UTTAR PRADESH	...	...	...	...	...	...	...	...	...	...	...	...
28	WEST BENGAL	0.00	15484.00	15484.00	61.46	0.00	24139.00	24139.00	42.13	0.00	18094.00	18094.00	20.26
TOTAL STATES		151918.00	89017.00	240935.00	30.19	308327.00	134033.00	442360.00	36.91	259451.00	130702.00	390153.00	31.93
29	A. & N. ISLANDS	0.00	2464.00	2464.00	91.46	0.00	2198.00	2198.00	86.37	0.00	2374.00	2374.00	86.26
30	CHANDIGARH	...	...	...	...	...	...	...	...	...	...	...	...
31	DADRA & NAGAR HAVELI	0.00	263.00	263.00	100.00	0.00	300.00	300.00	100.00	0.00	300.00	300.00	100.00
32	DAMAN & DIU	1.00	380.00	381.00	100.00	200.00	400.00	600.00	100.00	210.00	400.00	610.00	100.00
33	DELHI	0.00	756.00	756.00	.23	0.00	2800.00	2800.00	.72	0.00	3000.00	3000.00	.69
34	LAKSHADWEEP	...	...	...	...	...	...	...	...	...	...	...	...
35	PONDICHERY	0.00	2130.00	2130.00	100.00	2637.00	2592.00	5229.00	100.00	2000.00	2784.00	4784.00	100.00
TOTAL U.T.		1.00	5993.00	5994.00	1.76	2837.00	8290.00	11127.00	2.76	2210.00	8858.00	11068.00	2.48
TOTAL (STATE & UTs)		151919.00	95010.00	246929.00	21.67	311164.00	142323.00	453487.00	28.31	261661.00	139560.00	401221.00	24.04

..NICNET..

## STATEMENT NO. ( 12 ): PLAN &amp; NON-PLAN BUDGETED EXPENDITURE ON ADULT EDUCATION (Sub-head wise)

ACCOUNT: REVENUE ACCOUNT  
PROGRAM: OTHER EXPENDITURE

(RUPEES IN THOUSANDS)

SL. NO.	STATE/UNION TERRITORY	2004-05 (ACTUALS)				2005-06 (R.E.)				2006-07 (B.E.)			
		PLAN	NON-PLAN	TOTAL	% AGE TO TOTAL EXP. ON ADL. EDN.	PLAN	NON-PLAN	TOTAL	% AGE TO TOTAL EXP. ON ADL. EDN.	PLAN	NON-PLAN	TOTAL	% AGE TO TOTAL EXP. ON ADL. EDN.
1	ANDHRA PRADESH	24084.00	0.00	24084.00	20.50	30000.00	0.00	30000.00	25.00	21800.00	0.00	21800.00	18.17
2	ARUNACHAL PRADESH	...	...	...	...	...	...	...	...	...	...	...	...
3	ASSAM	130.00	544.00	674.00	.66	26330.00	0.00	26330.00	14.82	26600.00	0.00	26600.00	13.39
4	BIHAR	48053.00	0.00	48053.00	100.00	90863.00	0.00	90863.00	72.51	56850.00	0.00	56850.00	61.46
5	CHHATTISGARH	...	...	...	...	...	...	...	...	...	...	...	...
6	GOA	1489.00	0.00	1489.00	18.06	1000.00	0.00	1000.00	12.03	1000.00	0.00	1000.00	11.88
7	GUJARAT	876.00	9050.00	9926.00	17.81	1866.00	0.00	1866.00	4.53	14263.00	0.00	14263.00	20.88
8	HARYANA	...	...	...	...	...	...	...	...	...	...	...	...
9	HIMACHAL PRADESH	0.00	484.00	484.00	6.10	0.00	892.00	892.00	10.66	0.00	585.00	585.00	6.36
10	JAMMU & KASHMIR	...	...	...	...	...	...	...	...	...	...	...	...
11	JHARKHAND	20735.00	0.00	20735.00	100.00	0.00	0.00	0.00	.00	0.00	0.00	0.00	.00
12	KARNATAKA	2209.00	17276.00	19485.00	43.87	2989.00	0.00	2989.00	5.98	2729.00	0.00	2729.00	2.91
13	KERALA	0.00	0.00	0.00	.00	19500.00	0.00	19500.00	79.59	0.00	0.00	0.00	.00
14	MADHYA PRADESH	0.00	0.00	0.00	.00	16513.00	0.00	16513.00	100.00	16898.00	0.00	16898.00	100.00
15	MAHARASHTRA	0.00	82405.00	82405.00	88.79	0.00	100518.00	100518.00	88.03	0.00	93469.00	93469.00	72.14
16	MANIPUR	...	...	...	...	...	...	...	...	...	...	...	...
17	MEGHALAYA	0.00	0.00	0.00	.00	150.00	0.00	150.00	.72	130.00	0.00	130.00	.59
18	MIZORAM	...	...	...	...	...	...	...	...	...	...	...	...
19	NAGALAND	...	...	...	...	...	...	...	...	...	...	...	...
20	ORISSA	1678.00	0.00	1678.00	13.12	4724.00	0.00	4724.00	26.24	3025.00	0.00	3025.00	24.80
21	PUNJAB	0.00	0.00	0.00	.00	18200.00	0.00	18200.00	100.00	10000.00	0.00	10000.00	100.00
22	RAJASTHAN	0.00	2196.00	2196.00	1.62	4201.00	2510.00	6711.00	3.79	4201.00	2660.00	6861.00	4.73
23	SIKKIM	...	...	...	...	...	...	...	...	...	...	...	...
24	TAMIL NADU	...	...	...	...	...	...	...	...	...	...	...	...
25	TRIPURA	...	...	...	...	...	...	...	...	...	...	...	...
26	UTTARANCHAL	...	...	...	...	...	...	...	...	...	...	...	...
27	UTTAR PRADESH	...	...	...	...	...	...	...	...	...	...	...	...
28	WEST BENGAL	4260.00	15.00	4275.00	16.97	26050.00	2027.00	28077.00	49.01	63050.00	2246.00	65296.00	73.12
TOTAL STATES		103514.00	111970.00	215484.00	27.00	242386.00	105947.00	348333.00	29.06	220546.00	98960.00	319506.00	26.15
29	A. & N. ISLANDS	0.00	230.00	230.00	8.54	0.00	347.00	347.00	13.63	0.00	378.00	378.00	13.74
30	CHANDIGARH	2550.00	439.00	2989.00	100.00	3250.00	450.00	3700.00	100.00	2700.00	500.00	3200.00	100.00
31	DADRA & NAGAR HAVELI	...	...	...	...	...	...	...	...	...	...	...	...
32	DAMAN & DIU	...	...	...	...	...	...	...	...	...	...	...	...
33	DELHI	17960.00	313457.00	331417.00	99.57	23000.00	362401.00	385401.00	98.66	25000.00	404750.00	429750.00	98.73
34	LAKSHADWEEP	...	...	...	...	...	...	...	...	...	...	...	...
35	PONDICHERY	...	...	...	...	...	...	...	...	...	...	...	...
TOTAL U.T.		20510.00	314126.00	334636.00	98.05	26250.00	363198.00	389448.00	96.63	27700.00	405628.00	433328.00	96.95
TOTAL (STATE & UTs)		124024.00	426096.00	550120.00	48.28	268636.00	469145.00	737781.00	46.07	248246.00	504588.00	752834.00	45.11

..NICNET..

## STATEMENT NO. ( 13 ): PLAN &amp; NON-PLAN BUDGETED EXPENDITURE ON UNIVERSITY &amp; OTHER HIGHER EDUCATION

ACCOUNT: REVENUE ACCOUNT  
PROGRAM: TOTAL EXPENDITURE

(RUPEES IN THOUSANDS)

SL. NO.	STATE/UNION TERRITORY	2004-05 (ACTUALS)				2005-06 (R.E.)				2006-07 (B.E.)			
		PLAN	NON-PLAN	TOTAL	% AGE TO TOTAL EXP. ON EDUCATION	PLAN	NON-PLAN	TOTAL	% AGE TO TOTAL EXP. ON EDUCATION	PLAN	NON-PLAN	TOTAL	% AGE TO TOTAL EXP. ON EDUCATION
1	ANDHRA PRADESH	48696.00	5725066.00	5773762.00	13.65	37678.00	7538395.00	7576073.00	14.82	103977.00	8071023.00	8175000.00	14.63
2	ARUNACHAL PRADESH	97907.00	90682.00	188589.00	10.06	65875.00	137055.00	202930.00	10.51	72150.00	136434.00	208584.00	11.71
3	ASSAM	261556.00	2340946.00	2602502.00	10.73	242035.00	2914936.00	3156971.00	9.59	107050.00	3436294.00	3543344.00	10.17
4	BIHAR	67228.00	5249668.00	5316896.00	20.51	28165.00	7657126.00	7685291.00	17.15	511400.00	7262030.00	7773430.00	15.78
5	CHHATTISGARH	511406.00	716343.00	1227749.00	11.08	893497.00	851186.00	1744683.00	12.45	712594.00	883578.00	1596172.00	10.57
6	GOA	360977.00	241239.00	602216.00	19.42	202803.00	247135.00	449938.00	14.44	146038.00	262830.00	408868.00	12.86
7	GUJARAT	54792.00	3408882.00	3463674.00	8.95	83751.00	3523877.00	3607628.00	9.08	99700.00	3642365.00	3742065.00	8.95
8	HARYANA	203012.00	1749173.00	1952185.00	11.94	208200.00	2054841.00	2263041.00	10.97	308000.00	2242322.00	2550322.00	11.53
9	HIMACHAL PRADESH	65509.00	555198.00	620707.00	6.08	189030.00	529592.00	718622.00	6.27	52100.00	564195.00	616295.00	4.97
10	JAMMU & KASHMIR	0.00	921107.00	921107.00	13.73	104525.00	1091808.00	1196333.00	11.23	0.00	1152890.00	1152890.00	10.03
11	JHARKHAND	68272.00	1260560.00	1328832.00	10.43	250000.00	2468179.00	2718179.00	14.86	275000.00	1679259.00	1954259.00	9.89
12	KARNATAKA	110204.00	4865893.00	4976097.00	11.63	154557.00	4936614.00	5091171.00	10.62	263800.00	4854993.00	5118793.00	9.70
13	KERALA	232050.00	4982507.00	5214557.00	14.81	336146.00	4858177.00	5194323.00	15.41	270000.00	6446861.00	6716861.00	13.96
14	MADHYA PRADESH	281371.00	2787355.00	3068726.00	12.35	313045.00	2938306.00	3251351.00	11.75	191803.00	3276907.00	3468710.00	10.16
15	MAHARASHTRA	101452.00	8954918.00	9056370.00	9.18	249362.00	10639352.00	10888714.00	10.29	358800.00	10647684.00	11006484.00	10.14
16	MANIPUR	217533.00	488799.00	706332.00	22.74	577976.00	589853.00	1167829.00	29.46	213700.00	475828.00	689528.00	20.50
17	MEGHALAYA	32750.00	204666.00	237416.00	9.02	37115.00	263729.00	300844.00	10.36	175078.00	271497.00	446575.00	14.65
18	MIZORAM	98314.00	108064.00	206378.00	10.84	100100.00	124945.00	225045.00	10.28	108430.00	133435.00	241865.00	10.78
19	NAGALAND	57510.00	141563.00	199073.00	9.07	71700.00	137440.00	209140.00	7.81	67200.00	119988.00	187188.00	6.96
20	ORISSA	851833.00	2166774.00	3018607.00	15.31	1060479.00	2299475.00	3359954.00	14.69	887549.00	2734970.00	3622519.00	15.46
21	PUNJAB	0.00	1893537.00	1893537.00	9.14	31500.00	2527471.00	2558971.00	10.88	10520.00	2232108.00	2242628.00	9.08
22	RAJASTHAN	59117.00	2585730.00	2644847.00	6.79	158187.00	2747673.00	2905860.00	6.29	125105.00	2821256.00	2946361.00	6.04
23	SIKKIM	26094.00	13051.00	39145.00	2.55	36073.00	14803.00	50876.00	2.96	34103.00	14820.00	48923.00	2.76
24	TAMIL NADU	27307.00	5007540.00	5034847.00	11.25	60180.00	5464105.00	5524285.00	11.26	155277.00	6459997.00	6615274.00	10.48
25	TRIPURA	9014.00	230886.00	239900.00	5.13	8875.00	259866.00	268741.00	5.35	9123.00	277736.00	286859.00	5.27
26	UTTARANCHAL	204927.00	565110.00	770037.00	7.34	378966.00	647813.00	1026779.00	8.01	764627.00	700656.00	1465283.00	10.46
27	UTTAR PRADESH	620355.00	5108484.00	5728839.00	8.52	377522.00	5612172.00	5989694.00	7.91	1094876.00	5775698.00	6870574.00	7.88
28	WEST BENGAL	65027.00	5705032.00	5770059.00	11.84	125065.00	6310751.00	6435816.00	11.77	189540.00	7175412.00	7364952.00	11.64
TOTAL STATES		4734213.00	68068773.00	72802986.00	11.01	6382407.00	79386675.00	85769082.00	11.18	7307540.00	83753066.00	91060606.00	10.66
29	A. & N. ISLANDS	33705.00	35792.00	69497.00	6.45	40460.00	37701.00	78161.00	6.93	40395.00	39805.00	80200.00	6.76
30	CHANDIGARH	8877.00	586674.00	595551.00	38.29	5370.00	644440.00	649810.00	37.64	8500.00	659296.00	667796.00	37.19
31	DADRA & NAGAR HAVELI	0.00	0.00	0.00	.00	100.00	0.00	100.00	.04	100.00	0.00	100.00	.04
32	DAMAN & DIU	556.00	10620.00	11176.00	6.22	1900.00	10900.00	12800.00	6.46	4400.00	10900.00	15300.00	7.45
33	DELHI	74222.00	239804.00	314026.00	2.06	131000.00	270000.00	401000.00	2.43	151000.00	290000.00	441000.00	2.45
34	LAKSHADWEEP	1.00	0.00	1.00	.00	360.00	0.00	360.00	.16	10500.00	0.00	10500.00	4.34
35	PONDICHERRY	92846.00	156038.00	248884.00	14.90	127103.00	165374.00	292477.00	15.88	145426.00	175498.00	320924.00	16.63
TOTAL U.T.		210207.00	1028928.00	1239135.00	6.13	306293.00	1128415.00	1434708.00	6.57	360321.00	1175499.00	1535820.00	6.52
TOTAL (STATE & UTs)		4944420.00	69097701.00	74042121.00	10.86	6688700.00	80515090.00	87203790.00	11.05	7667861.00	84928565.00	92596426.00	10.55
CENTRE TOTAL		8106500.00	12883500.00	20990000.00	16.01	7888000.00	14895900.00	22783900.00	12.43	14035000.00	15135600.00	29170600.00	12.10
GRAND TOTAL		13050920.00	81981201.00	95032121.00	11.69	14576700.00	95410990.00	109987690.00	11.31	21702861.00	100064165.00	121767026.00	10.88

## STATEMENT NO. ( 14 ): PLAN &amp; NON-PLAN BUDGETED EXPENDITURE ON UNIVERSITY &amp; OTHER HIGHER EDUCATION (Sub-head wise)

ACCOUNT: REVENUE ACCOUNT  
PROGRAM: DIRECTION & ADMINISTRATION

(RUPEES IN THOUSANDS)

SL. NO.	STATE/UNION TERRITORY	2004-05 (ACTUALS)				2005-06 (R.E.)				2006-07 (B.E.)			
		PLAN	NON-PLAN	TOTAL	% AGE TO TOTAL EXP. ON UNV. EDN.	PLAN	NON-PLAN	TOTAL	% AGE TO TOTAL EXP. ON UNV. EDN.	PLAN	NON-PLAN	TOTAL	% AGE TO TOTAL EXP. ON UNV. EDN.
1	ANDHRA PRADESH	0.00	61941.00	61941.00	1.07	0.00	87550.00	87550.00	1.16	100.00	157444.00	157544.00	1.93
2	ARUNACHAL PRADESH	4151.00	44782.00	48933.00	25.95	5165.00	51155.00	56320.00	27.75	6152.00	50534.00	56686.00	27.18
3	ASSAM	131279.00	21083.00	152362.00	5.85	6575.00	14267.00	20842.00	.66	4875.00	871448.00	876323.00	24.73
4	BIHAR	986.00	9172.00	10158.00	.19	2000.00	9086.00	11086.00	.14	1000.00	9052.00	10052.00	.13
5	CHHATTISGARH	6794.00	8582.00	15376.00	1.25	18625.00	12283.00	30908.00	1.77	26715.00	14363.00	41078.00	2.57
6	GOA	630.00	0.00	630.00	.10	7430.00	0.00	7430.00	1.65	6707.00	0.00	6707.00	1.64
7	GUJARAT	0.00	4144.00	4144.00	.12	0.00	5700.00	5700.00	.16	0.00	4576.00	4576.00	.12
8	HARYANA	13056.00	61699.00	74755.00	3.83	32105.00	88905.00	121010.00	5.35	38393.00	96192.00	134585.00	5.28
9	HIMACHAL PRADESH	...	...	...	...	...	...	...	...	...	...	...	...
10	JAMMU & KASHMIR	...	...	...	...	...	...	...	...	...	...	...	...
11	JHARKHAND	0.00	1026.00	1026.00	.08	1000.00	4012.00	5012.00	.18	1000.00	4176.00	5176.00	.26
12	KARNATAKA	4083.00	39471.00	43554.00	.88	7004.00	40701.00	47705.00	.94	8000.00	44962.00	52962.00	1.03
13	KERALA	0.00	51531.00	51531.00	.99	0.00	45576.00	45576.00	.88	0.00	64534.00	64534.00	.96
14	MADHYA PRADESH	22159.00	39390.00	61549.00	2.01	61450.00	49502.00	110952.00	3.41	38978.00	50896.00	89874.00	2.59
15	MAHARASHTRA	...	...	...	...	...	...	...	...	...	...	...	...
16	MANIPUR	4702.00	17626.00	22328.00	3.16	4631.00	12629.00	17260.00	1.48	5800.00	10653.00	16453.00	2.39
17	MEGHALAYA	213.00	3521.00	3734.00	1.57	600.00	3426.00	4026.00	1.34	542.00	3985.00	4527.00	1.01
18	MIZORAM	915.00	5891.00	6806.00	3.30	3260.00	6785.00	10045.00	4.46	1650.00	7225.00	8875.00	3.67
19	NAGALAND	5724.00	41651.00	47375.00	23.80	3540.00	5514.00	9054.00	4.33	4490.00	5670.00	10160.00	5.43
20	ORISSA	16768.00	20755.00	37523.00	1.24	18904.00	21661.00	40565.00	1.21	20244.00	23517.00	43761.00	1.21
21	PUNJAB	0.00	263.00	263.00	.01	0.00	400.00	400.00	.02	0.00	400.00	400.00	.02
22	RAJASTHAN	184.00	28122.00	28306.00	1.07	1120.00	32494.00	33614.00	1.16	620.00	32175.00	32795.00	1.11
23	SIKKIM	...	...	...	...	...	...	...	...	...	...	...	...
24	TAMIL NADU	3119.00	50384.00	53503.00	1.06	83.00	52474.00	52557.00	.95	2403.00	61578.00	63981.00	.97
25	TRIPURA	64.00	11666.00	11730.00	4.89	100.00	13896.00	13996.00	5.21	120.00	14897.00	15017.00	5.23
26	UTTARANCHAL	0.00	6810.00	6810.00	.88	0.00	7886.00	7886.00	.77	0.00	8592.00	8592.00	.59
27	UTTAR PRADESH	0.00	32951.00	32951.00	.58	0.00	37472.00	37472.00	.63	0.00	41291.00	41291.00	.60
28	WEST BENGAL	0.00	43220.00	43220.00	.75	0.00	50205.00	50205.00	.78	0.00	50355.00	50355.00	.68
TOTAL STATES		214827.00	605681.00	820508.00	1.13	173592.00	653579.00	827171.00	.96	167789.00	1628515.00	1796304.00	1.97
29	A. & N. ISLANDS	...	...	...	...	...	...	...	...	...	...	...	...
30	CHANDIGARH	...	...	...	...	...	...	...	...	...	...	...	...
31	DADRA & NAGAR HAVELI	...	...	...	...	...	...	...	...	...	...	...	...
32	DAMAN & DIU	556.00	10620.00	11176.00	100.00	1900.00	10900.00	12800.00	100.00	4400.00	10900.00	15300.00	100.00
33	DELHI	4441.00	0.00	4441.00	1.41	6100.00	0.00	6100.00	1.52	6500.00	0.00	6500.00	1.47
34	LAKSHADWEEP	...	...	...	...	...	...	...	...	...	...	...	...
35	PONDICHERRY	...	...	...	...	...	...	...	...	...	...	...	...
TOTAL U.T.		4997.00	10620.00	15617.00	1.26	8000.00	10900.00	18900.00	1.32	10900.00	10900.00	21800.00	1.42
TOTAL (STATE & UTs)		219824.00	616301.00	836125.00	1.13	181592.00	664479.00	846071.00	.97	178689.00	1639415.00	1818104.00	1.96

..NICNET..

## STATEMENT NO. ( 14 ): PLAN &amp; NON-PLAN BUDGETED EXPENDITURE ON UNIVERSITY &amp; OTHER HIGHER EDUCATION (Sub-head wise)

ACCOUNT: REVENUE ACCOUNT  
PROGRAM: ASSISTANCE TO UNIVERSITIES

(RUPEES IN THOUSANDS)

SL. NO.	STATE/UNION TERRITORY	2004-05 (ACTUALS)				2005-06 (R.E.)				2006-07 (B.E.)			
		PLAN	NON-PLAN	TOTAL	% AGE TO TOTAL EXP. ON UNV. EDN.	PLAN	NON-PLAN	TOTAL	% AGE TO TOTAL EXP. ON UNV. EDN.	PLAN	NON-PLAN	TOTAL	% AGE TO TOTAL EXP. ON UNV. EDN.
1	ANDHRA PRADESH	9216.00	2244596.00	2253812.00	39.04	15678.00	2785290.00	2800968.00	36.97	15678.00	3411743.00	3427421.00	41.93
2	ARUNACHAL PRADESH	40000.00	45900.00	85900.00	45.55	0.00	85900.00	85900.00	42.33	0.00	85900.00	85900.00	41.18
3	ASSAM	28000.00	247174.00	275174.00	10.57	40000.00	314200.00	354200.00	11.22	0.00	370000.00	370000.00	10.44
4	BIHAR	30000.00	5111992.00	5141992.00	96.71	6700.00	7479054.00	7485754.00	97.40	488000.00	7076115.00	7564115.00	97.31
5	CHHATTISGARH	397921.00	159264.00	557185.00	45.38	600015.00	115060.00	715075.00	40.99	352300.00	120500.00	472800.00	29.62
6	GOA	33160.00	40100.00	73260.00	12.17	79810.00	42500.00	122310.00	27.18	51959.00	45000.00	96959.00	23.71
7	GUJARAT	12845.00	847521.00	860366.00	24.84	25701.00	939577.00	965278.00	26.76	26700.00	934257.00	960957.00	25.68
8	HARYANA	136000.00	347285.00	483285.00	24.76	60000.00	412570.00	472570.00	20.88	80000.00	401330.00	481330.00	18.87
9	HIMACHAL PRADESH	52585.00	151770.00	204355.00	32.92	142000.00	101770.00	243770.00	33.92	15000.00	101770.00	116770.00	18.95
10	JAMMU & KASHMIR	0.00	493026.00	493026.00	53.53	0.00	575860.00	575860.00	48.14	0.00	501628.00	501628.00	43.51
11	JHARKHAND	62591.00	1217500.00	1280091.00	96.33	249000.00	2201090.00	2450090.00	90.14	274000.00	1618041.00	1892041.00	96.82
12	KARNATAKA	87875.00	1360376.00	1448251.00	29.10	85350.00	1433536.00	1518886.00	29.83	95000.00	1491248.00	1586248.00	30.99
13	KERALA	192750.00	1093060.00	1285810.00	24.66	251250.00	1117332.00	1368582.00	26.35	217500.00	1255786.00	1473286.00	21.93
14	MADHYA PRADESH	141208.00	455458.00	596666.00	19.44	68200.00	413900.00	482100.00	14.83	3266.00	500836.00	504102.00	14.53
15	MAHARASHTRA	64533.00	1005690.00	1070223.00	11.82	164668.00	1176865.00	1341533.00	12.32	239300.00	1155643.00	1394943.00	12.67
16	MANIPUR	138109.00	54759.00	192868.00	27.31	501100.00	0.00	501100.00	42.91	111900.00	0.00	111900.00	16.23
17	MEGHALAYA	310.00	0.00	310.00	.13	310.00	11.00	321.00	.11	600.00	12.00	612.00	.14
18	MIZORAM	...	...	...	...	...	...	...	...	...	...	...	...
19	NAGALAND	...	...	...	...	...	...	...	...	...	...	...	...
20	ORISSA	15223.00	476277.00	491500.00	16.28	20297.00	466084.00	486381.00	14.48	21001.00	830831.00	851832.00	23.51
21	PUNJAB	0.00	482453.00	482453.00	25.48	1000.00	698211.00	699211.00	27.32	500.00	586742.00	587242.00	26.19
22	RAJASTHAN	53774.00	893180.00	946954.00	35.80	132996.00	889701.00	1022697.00	35.19	80700.00	870601.00	951301.00	32.29
23	SIKKIM	...	...	...	...	...	...	...	...	...	...	...	...
24	TAMIL NADU	6000.00	558391.00	564391.00	11.21	8352.00	912315.00	920667.00	16.67	10153.00	726840.00	736993.00	11.14
25	TRIPURA	835.00	65713.00	66548.00	27.74	800.00	62300.00	63100.00	23.48	913.00	64800.00	65713.00	22.91
26	UTTARANCHAL	133371.00	180430.00	313801.00	40.75	223000.00	178630.00	401630.00	39.12	590000.00	178630.00	768630.00	52.46
27	UTTAR PRADESH	45115.00	697184.00	742299.00	12.96	62215.00	732507.00	794722.00	13.27	820016.00	531652.00	1351668.00	19.67
28	WEST BENGAL	23071.00	2187636.00	2210707.00	38.31	41650.00	2250437.00	2292087.00	35.61	49980.00	2668900.00	2718880.00	36.92
TOTAL STATES		1704492.00	20416735.00	22121227.00	30.39	2780092.00	25384700.00	28164792.00	32.84	3544466.00	25528805.00	29073271.00	31.93
29	A. & N. ISLANDS	...	...	...	...	...	...	...	...	...	...	...	...
30	CHANDIGARH	0.00	284852.00	284852.00	47.83	0.00	319453.00	319453.00	49.16	0.00	320000.00	320000.00	47.92
31	DADRA & NAGAR HAVELI	...	...	...	...	...	...	...	...	...	...	...	...
32	DAMAN & DIU	...	...	...	...	...	...	...	...	...	...	...	...
33	DELHI	25000.00	0.00	25000.00	7.96	40000.00	0.00	40000.00	9.98	50000.00	0.00	50000.00	11.34
34	LAKSHADWEEP	...	...	...	...	...	...	...	...	...	...	...	...
35	PONDICHERRY	312.00	0.00	312.00	.13	312.00	0.00	312.00	.11	312.00	0.00	312.00	.10
TOTAL U.T.		25312.00	284852.00	310164.00	25.03	40312.00	319453.00	359765.00	25.08	50312.00	320000.00	370312.00	24.11
TOTAL (STATE & UTs)		1729804.00	20701587.00	22431391.00	30.30	2820404.00	25704153.00	28524557.00	32.71	3594778.00	25848805.00	29443583.00	31.80

..NICNET..

## STATEMENT NO. ( 14 ): PLAN &amp; NON-PLAN BUDGETED EXPENDITURE ON UNIVERSITY &amp; OTHER HIGHER EDUCATION (Sub-head wise)

ACCOUNT: REVENUE ACCOUNT  
PROGRAM: GOVERNMENT COLLEGES

(RUPEES IN THOUSANDS)

SL. NO.	STATE/UNION TERRITORY	2004-05 (ACTUALS)				2005-06 (R.E.)				2006-07 (B.E.)			
		PLAN	NON-PLAN	TOTAL	% AGE TO TOTAL EXP. ON UNV. EDN.	PLAN	NON-PLAN	TOTAL	% AGE TO TOTAL EXP. ON UNV. EDN.	PLAN	NON-PLAN	TOTAL	% AGE TO TOTAL EXP. ON UNV. EDN.
1	ANDHRA PRADESH	26044.00	1558064.00	1584108.00	27.44	1900.00	1866184.00	1868084.00	24.66	35099.00	2016940.00	2052039.00	25.10
2	ARUNACHAL PRADESH	24459.00	0.00	24459.00	12.97	30010.00	0.00	30010.00	14.79	34048.00	0.00	34048.00	16.32
3	ASSAM	10295.00	106436.00	116731.00	4.49	15012.00	158947.00	173959.00	5.51	15150.00	155619.00	170769.00	4.82
4	BIHAR	36242.00	109533.00	145775.00	2.74	18800.00	149866.00	168666.00	2.19	9400.00	157743.00	167143.00	2.15
5	CHHATTISGARH	90883.00	494064.00	584947.00	47.64	252352.00	622293.00	874645.00	50.13	309574.00	635165.00	944739.00	59.19
6	GOA	33687.00	24336.00	58023.00	9.63	35210.00	24035.00	59245.00	13.17	40842.00	28130.00	68972.00	16.87
7	GUJARAT	13921.00	198167.00	212088.00	6.12	16500.00	210000.00	226500.00	6.28	27500.00	221127.00	248627.00	6.64
8	HARYANA	49578.00	508601.00	558179.00	28.59	56595.00	639866.00	696461.00	30.78	82807.00	787598.00	870405.00	34.13
9	HIMACHAL PRADESH	11224.00	340797.00	352021.00	56.71	23930.00	365141.00	389071.00	54.14	30600.00	398881.00	429481.00	69.69
10	JAMMU & KASHMIR	0.00	364640.00	364640.00	39.59	104525.00	432236.00	536761.00	44.87	0.00	569500.00	569500.00	49.40
11	JHARKHAND	0.00	42034.00	42034.00	3.16	0.00	263077.00	263077.00	9.68	0.00	57042.00	57042.00	2.92
12	KARNATAKA	3104.00	851272.00	854376.00	17.17	41003.00	910133.00	951136.00	18.68	111600.00	967125.00	1078725.00	21.07
13	KERALA	10050.00	707566.00	717616.00	13.76	43596.00	691641.00	735237.00	14.15	23000.00	941617.00	964617.00	14.36
14	MADHYA PRADESH	106433.00	2049133.00	2155566.00	70.24	162045.00	2226238.00	2388283.00	73.46	139284.00	2453076.00	2592360.00	74.74
15	MAHARASHTRA	5804.00	295291.00	301095.00	3.32	12650.00	320766.00	333416.00	3.06	29231.00	335769.00	365000.00	3.32
16	MANIPUR	60076.00	385044.00	445120.00	63.02	45208.00	539867.00	585075.00	50.10	65200.00	430283.00	495483.00	71.86
17	MEGHALAYA	12887.00	38139.00	51026.00	21.49	14408.00	47975.00	62383.00	20.74	17910.00	48945.00	66855.00	14.97
18	MIZORAM	22033.00	98568.00	120601.00	58.44	22959.00	115150.00	138109.00	61.37	23570.00	123100.00	146670.00	60.64
19	NAGALAND	38786.00	82458.00	121244.00	60.90	46660.00	92536.00	139196.00	66.56	41210.00	94418.00	135628.00	72.46
20	ORISSA	5315.00	967698.00	973013.00	32.23	501.00	1124035.00	1124536.00	33.47	10924.00	1172704.00	1183628.00	32.67
21	PUNJAB	0.00	648432.00	648432.00	34.24	30500.00	672464.00	702964.00	27.47	10020.00	693338.00	703358.00	31.36
22	RAJASTHAN	4342.00	1306768.00	1311110.00	49.57	10151.00	1460927.00	1471078.00	50.62	25890.00	1549279.00	1575169.00	53.46
23	SIKKIM	26094.00	13051.00	39145.00	100.00	36073.00	14803.00	50876.00	100.00	34103.00	14820.00	48923.00	100.00
24	TAMIL NADU	8472.00	1403384.00	1411856.00	28.04	8538.00	1421496.00	1430034.00	25.89	3005.00	1956081.00	1959086.00	29.61
25	TRIPURA	315.00	152485.00	152800.00	63.69	0.00	183530.00	183530.00	68.29	130.00	197899.00	198029.00	69.03
26	UTTARANCHAL	43731.00	216663.00	260394.00	33.82	108006.00	269663.00	377669.00	36.78	135127.00	295641.00	430768.00	29.40
27	UTTAR PRADESH	5467.00	405300.00	410767.00	7.17	8614.00	488555.00	497169.00	8.30	99551.00	530063.00	629614.00	9.16
28	WEST BENGAL	7070.00	420310.00	427380.00	7.41	13310.00	556023.00	569333.00	8.85	49450.00	541286.00	590736.00	8.02
TOTAL STATES		656312.00	13788234.00	14444546.00	19.84	1159056.00	15867447.00	17026503.00	19.85	1404225.00	17373189.00	18777414.00	20.62
29	A. & N. ISLANDS	32291.00	27824.00	60115.00	86.50	39660.00	29701.00	69361.00	88.74	39595.00	31005.00	70600.00	88.03
30	CHANDIGARH	6496.00	179671.00	186167.00	31.26	3400.00	193187.00	196587.00	30.25	6000.00	200996.00	206996.00	31.00
31	DADRA & NAGAR HAVELI	0.00	0.00	0.00	0.00	100.00	0.00	100.00	100.00	100.00	0.00	100.00	100.00
32	DAMAN & DIU	...	...	...	...	...	...	...	...	...	...	...	...
33	DELHI	...	...	...	...	...	...	...	...	...	...	...	...
34	LAKSHADWEEP	1.00	0.00	1.00	100.00	360.00	0.00	360.00	100.00	10500.00	0.00	10500.00	100.00
35	PONDICHERRY	62321.00	155941.00	218262.00	87.70	84821.00	165184.00	250005.00	85.48	89059.00	175398.00	264457.00	82.40
TOTAL U.T.		101109.00	363436.00	464545.00	37.49	128341.00	388072.00	516413.00	35.99	145254.00	407399.00	552653.00	35.98
TOTAL (STATE & UTs)		757421.00	14151670.00	14909091.00	20.14	1287397.00	16255519.00	17542916.00	20.12	1549479.00	17780588.00	19330067.00	20.88

..NICNET..

## STATEMENT NO. ( 14 ): PLAN &amp; NON-PLAN BUDGETED EXPENDITURE ON UNIVERSITY &amp; OTHER HIGHER EDUCATION (Sub-head wise)

ACCOUNT: REVENUE ACCOUNT  
PROGRAM: ASSISTANCE TO NON-GOVT. COLLEGES

(RUPEES IN THOUSANDS)

SL. NO.	STATE/UNION TERRITORY	2004-05 (ACTUALS)				2005-06 (R.E.)				2006-07 (B.E.)			
		PLAN	NON-PLAN	TOTAL	% AGE TO TOTAL EXP. ON UNV. EDN.	PLAN	NON-PLAN	TOTAL	% AGE TO TOTAL EXP. ON UNV. EDN.	PLAN	NON-PLAN	TOTAL	% AGE TO TOTAL EXP. ON UNV. EDN.
1	ANDHRA PRADESH	0.00	1855761.00	1855761.00	32.14	0.00	2780451.00	2780451.00	36.70	0.00	2464269.00	2464269.00	30.14
2	ARUNACHAL PRADESH	...	...	...	...	...	...	...	...	...	...	...	...
3	ASSAM	91780.00	1956337.00	2048117.00	78.70	165721.00	1766770.00	1932491.00	61.21	77410.00	2028002.00	2105412.00	59.42
4	BIHAR	...	...	...	...	...	...	...	...	...	...	...	...
5	CHHATTISGARH	15808.00	54089.00	69897.00	5.69	14980.00	101000.00	115980.00	6.65	16480.00	113000.00	129480.00	8.11
6	GOA	3500.00	176068.00	179568.00	29.82	8510.00	180000.00	188510.00	41.90	9020.00	189000.00	198020.00	48.43
7	GUJARAT	5944.00	2350000.00	2355944.00	68.02	7800.00	2360000.00	2367800.00	65.63	7500.00	2474580.00	2482080.00	66.33
8	HARYANA	0.00	828794.00	828794.00	42.45	0.00	910000.00	910000.00	40.21	0.00	955000.00	955000.00	37.45
9	HIMACHAL PRADESH	0.00	56048.00	56048.00	9.03	0.00	56048.00	56048.00	7.80	0.00	56048.00	56048.00	9.09
10	JAMMU & KASHMIR	0.00	62549.00	62549.00	6.79	0.00	82500.00	82500.00	6.90	0.00	80550.00	80550.00	6.99
11	JHARKHAND	...	...	...	...	...	...	...	...	...	...	...	...
12	KARNATAKA	3905.00	2593269.00	2597174.00	52.19	6000.00	2534025.00	2540025.00	49.89	7000.00	2332776.00	2339776.00	45.71
13	KERALA	0.00	3087892.00	3087892.00	59.22	0.00	2945530.00	2945530.00	56.71	0.00	4128084.00	4128084.00	61.46
14	MADHYA PRADESH	11000.00	239536.00	250536.00	8.16	15600.00	244624.00	260224.00	8.00	10275.00	267103.00	277378.00	8.00
15	MAHARASHTRA	31115.00	7648088.00	7679203.00	84.79	72044.00	9131721.00	9203765.00	84.53	90269.00	9146097.00	9236366.00	83.92
16	MANIPUR	3289.00	27447.00	30736.00	4.35	10437.00	30338.00	40775.00	3.49	11200.00	30338.00	41538.00	6.02
17	MEGHALAYA	17780.00	158966.00	176746.00	74.45	19478.00	195880.00	215358.00	71.58	21716.00	201421.00	223137.00	49.97
18	MIZORAM	74538.00	1078.00	75616.00	36.64	73280.00	0.00	73280.00	32.56	82610.00	0.00	82610.00	34.16
19	NAGALAND	13000.00	6500.00	19500.00	9.80	21500.00	20400.00	41900.00	20.03	21500.00	6500.00	28000.00	14.96
20	ORISSA	617099.00	696457.00	1313556.00	43.52	764647.00	680794.00	1445441.00	43.02	637372.00	701017.00	1338389.00	36.95
21	PUNJAB	0.00	677142.00	677142.00	35.76	0.00	992916.00	992916.00	38.80	0.00	802857.00	802857.00	35.80
22	RAJASTHAN	0.00	283766.00	283766.00	10.73	0.00	283800.00	283800.00	9.77	0.00	283800.00	283800.00	9.63
23	SIKKIM	...	...	...	...	...	...	...	...	...	...	...	...
24	TAMIL NADU	0.00	2977597.00	2977597.00	59.14	0.00	3058512.00	3058512.00	55.36	0.00	3698234.00	3698234.00	55.90
25	TRIPURA	0.00	1000.00	1000.00	.42	0.00	0.00	0.00	.00	0.00	0.00	0.00	.00
26	UTTARANCHAL	27825.00	145643.00	173468.00	22.53	38001.00	176100.00	214101.00	20.85	35500.00	200150.00	235650.00	16.08
27	UTTAR PRADESH	569273.00	3973044.00	4542317.00	79.29	306193.00	4353633.00	4659826.00	77.80	174309.00	4664185.00	4838494.00	70.42
28	WEST BENGAL	7226.00	3032147.00	3039373.00	52.67	10450.00	3401328.00	3411778.00	53.01	32300.00	3886224.00	3918524.00	53.21
TOTAL STATES		1493082.00	32889218.00	34382300.00	47.23	1534641.00	36286370.00	37821011.00	44.10	1234461.00	38709235.00	39943696.00	43.86
29	A. & N. ISLANDS	...	...	...	...	...	...	...	...	...	...	...	...
30	CHANDIGARH	2381.00	120451.00	122832.00	20.62	1970.00	130000.00	131970.00	20.31	2500.00	136500.00	139000.00	20.81
31	DADRA & NAGAR HAVELI	...	...	...	...	...	...	...	...	...	...	...	...
32	DAMAN & DIU	...	...	...	...	...	...	...	...	...	...	...	...
33	DELHI	36133.00	239804.00	275937.00	87.87	69000.00	270000.00	339000.00	84.54	75000.00	290000.00	365000.00	82.77
34	LAKSHADWEEP	...	...	...	...	...	...	...	...	...	...	...	...
35	PONDICHERRY	...	...	...	...	...	...	...	...	...	...	...	...
TOTAL U. T.		38514.00	360255.00	398769.00	32.18	70970.00	400000.00	470970.00	32.83	77500.00	426500.00	504000.00	32.82
TOTAL (STATE & UTs)		1531596.00	33249473.00	34781069.00	46.97	1605611.00	36686370.00	38291981.00	43.91	1311961.00	39135735.00	40447696.00	43.68

..NICNET..



## STATEMENT NO. ( 14 ): PLAN &amp; NON-PLAN BUDGETED EXPENDITURE ON UNIVERSITY &amp; OTHER HIGHER EDUCATION (Sub-head wise)

ACCOUNT: REVENUE ACCOUNT  
PROGRAM: SCHOLARSHIPS

(RUPEES IN THOUSANDS)

SL. NO.	STATE/UNION TERRITORY	2004-05 (ACTUALS)				2005-06 (R.E.)				2006-07 (B.E.)			
		PLAN	NON-PLAN	TOTAL	% AGE TO TOTAL EXP. ON UNV. EDN.	PLAN	NON-PLAN	TOTAL	% AGE TO TOTAL EXP. ON UNV. EDN.	PLAN	NON-PLAN	TOTAL	% AGE TO TOTAL EXP. ON UNV. EDN.
1	ANDHRA PRADESH	8852.00	0.00	8852.00	.15	17700.00	0.00	17700.00	.23	30700.00	0.00	30700.00	.38
2	ARUNACHAL PRADESH	28597.00	0.00	28597.00	15.16	30000.00	0.00	30000.00	14.78	31000.00	0.00	31000.00	14.86
3	ASSAM	48.00	412.00	460.00	.02	300.00	5892.00	6192.00	.20	300.00	5893.00	6193.00	.17
4	BIHAR	...	...	...	...	...	...	...	...	...	...	...	...
5	CHHATTISGARH	0.00	344.00	344.00	.03	5025.00	550.00	5575.00	.32	5025.00	550.00	5575.00	.35
6	GOA	...	...	...	...	...	...	...	...	...	...	...	...
7	GUJARAT	...	...	...	...	...	...	...	...	...	...	...	...
8	HARYANA	1528.00	2794.00	4322.00	.22	10800.00	3500.00	14300.00	.63	12600.00	2202.00	14802.00	.58
9	HIMACHAL PRADESH	...	...	...	...	...	...	...	...	...	...	...	...
10	JAMMU & KASHMIR	0.00	892.00	892.00	.10	0.00	1212.00	1212.00	.10	0.00	1212.00	1212.00	.11
11	JHARKHAND	...	...	...	...	...	...	...	...	...	...	...	...
12	KARNATAKA	4047.00	2623.00	6670.00	.13	8000.00	2939.00	10939.00	.21	20500.00	3056.00	23556.00	.46
13	KERALA	0.00	7166.00	7166.00	.14	0.00	16653.00	16653.00	.32	0.00	15286.00	15286.00	.23
14	MADHYA PRADESH	71.00	1488.00	1559.00	.05	450.00	1792.00	2242.00	.07	0.00	1896.00	1896.00	.05
15	MAHARASHTRA	0.00	5849.00	5849.00	.06	0.00	10000.00	10000.00	.09	0.00	10175.00	10175.00	.09
16	MANIPUR	0.00	522.00	522.00	.07	0.00	1978.00	1978.00	.17	100.00	800.00	900.00	.13
17	MEGHALAYA	1390.00	3870.00	5260.00	2.22	2220.00	16156.00	18376.00	6.11	2220.00	16841.00	19061.00	4.27
18	MIZORAM	828.00	2527.00	3355.00	1.63	601.00	3010.00	3611.00	1.60	600.00	3110.00	3710.00	1.53
19	NAGALAND	0.00	10954.00	10954.00	5.50	0.00	18990.00	18990.00	9.08	0.00	13400.00	13400.00	7.16
20	ORISSA	0.00	4837.00	4837.00	.16	0.00	6400.00	6400.00	.19	0.00	6400.00	6400.00	.18
21	PUNJAB	0.00	405.00	405.00	.02	0.00	5974.00	5974.00	.23	0.00	3289.00	3289.00	.15
22	RAJASTHAN	0.00	3297.00	3297.00	.12	0.00	3200.00	3200.00	.11	0.00	2850.00	2850.00	.10
23	SIKKIM	...	...	...	...	...	...	...	...	...	...	...	...
24	TAMIL NADU	8516.00	16902.00	25418.00	.50	42033.00	17594.00	59627.00	1.08	112516.00	17202.00	129718.00	1.96
25	TRIPURA	7790.00	0.00	7790.00	3.25	8071.00	0.00	8071.00	3.00	7900.00	0.00	7900.00	2.75
26	UTTARANCHAL	0.00	28.00	28.00	.00	4000.00	50.00	4050.00	.39	4000.00	50.00	4050.00	.28
27	UTTAR PRADESH	500.00	5.00	505.00	.01	500.00	5.00	505.00	.01	1000.00	5.00	1005.00	.01
28	WEST BENGAL	0.00	0.00	0.00	.00	0.00	1890.00	1890.00	.03	0.00	1900.00	1900.00	.03
TOTAL STATES		62167.00	64915.00	127082.00	.17	129700.00	117785.00	247485.00	.29	228461.00	106117.00	334578.00	.37
29	A. & N. ISLANDS	1414.00	7968.00	9382.00	13.50	800.00	8000.00	8800.00	11.26	800.00	8800.00	9600.00	11.97
30	CHANDIGARH	...	...	...	...	...	...	...	...	...	...	...	...
31	DADRA & NAGAR HAVELI	...	...	...	...	...	...	...	...	...	...	...	...
32	DAMAN & DIU	...	...	...	...	...	...	...	...	...	...	...	...
33	DELHI	...	...	...	...	...	...	...	...	...	...	...	...
34	LAKSHADWEEP	...	...	...	...	...	...	...	...	...	...	...	...
35	PONDICHERRY	17479.00	97.00	17576.00	7.06	29170.00	190.00	29360.00	10.04	41605.00	100.00	41705.00	13.00
TOTAL U.T.		18893.00	8065.00	26958.00	2.18	29970.00	8190.00	38160.00	2.66	42405.00	8900.00	51305.00	3.34
TOTAL (STATE & UTs)		81060.00	72980.00	154040.00	.21	159670.00	125975.00	285645.00	.33	270866.00	115017.00	385883.00	.42

..NICNET..

## STATEMENT NO. ( 14 ): PLAN &amp; NON-PLAN BUDGETED EXPENDITURE ON UNIVERSITY &amp; OTHER HIGHER EDUCATION (Sub-head wise)

ACCOUNT: REVENUE ACCOUNT  
PROGRAM: OTHER EXPENDITURE

(RUPEES IN THOUSANDS)

SL. NO.	STATE/UNION TERRITORY	2004-05 (ACTUALS)				2005-06 (R.E.)				2006-07 (B.E.)			
		PLAN	NON-PLAN	TOTAL	% AGE TO TOTAL EXP. ON UNV. EDN.	PLAN	NON-PLAN	TOTAL	% AGE TO TOTAL EXP. ON UNV. EDN.	PLAN	NON-PLAN	TOTAL	% AGE TO TOTAL EXP. ON UNV. EDN.
1	ANDHRA PRADESH	4584.00	4704.00	9288.00	.16	2400.00	18920.00	21320.00	.28	22400.00	20627.00	43027.00	.53
2	ARUNACHAL PRADESH	700.00	0.00	700.00	.37	700.00	0.00	700.00	.34	950.00	0.00	950.00	.46
3	ASSAM	154.00	9504.00	9658.00	.37	14427.00	654860.00	669287.00	21.20	9315.00	5332.00	14647.00	.41
4	BIHAR	0.00	18971.00	18971.00	.36	665.00	19120.00	19785.00	.26	13000.00	19120.00	32120.00	.41
5	CHHATTISGARH	0.00	0.00	0.00	.00	2500.00	0.00	2500.00	.14	2500.00	0.00	2500.00	.16
6	GOA	290000.00	735.00	290735.00	48.28	71843.00	600.00	72443.00	16.10	37510.00	700.00	38210.00	9.35
7	GUJARAT	22082.00	9050.00	31132.00	.90	33750.00	8600.00	42350.00	1.17	38000.00	7825.00	45825.00	1.22
8	HARYANA	2850.00	0.00	2850.00	.15	48700.00	0.00	48700.00	2.15	94200.00	0.00	94200.00	3.69
9	HIMACHAL PRADESH	1700.00	6583.00	8283.00	1.33	23100.00	6633.00	29733.00	4.14	6500.00	7496.00	13996.00	2.27
10	JAMMU & KASHMIR	...	...	...	...	...	...	...	...	...	...	...	...
11	JHARKHAND	5681.00	0.00	5681.00	.43	0.00	0.00	0.00	.00	0.00	0.00	0.00	.00
12	KARNATAKA	7190.00	18882.00	26072.00	.52	7200.00	15280.00	22480.00	.44	21700.00	15826.00	37526.00	.73
13	KERALA	29250.00	35292.00	64542.00	1.24	41300.00	41445.00	82745.00	1.59	29500.00	41554.00	71054.00	1.06
14	MADHYA PRADESH	500.00	2350.00	2850.00	.09	5300.00	2250.00	7550.00	.23	0.00	3100.00	3100.00	.09
15	MAHARASHTRA	...	...	...	...	...	...	...	...	...	...	...	...
16	MANIPUR	11357.00	3401.00	14758.00	2.09	16600.00	5041.00	21641.00	1.85	19500.00	3754.00	23254.00	3.37
17	MEGHALAYA	170.00	170.00	340.00	.14	99.00	281.00	380.00	.13	132090.00	293.00	132383.00	29.64
18	MIZORAM	...	...	...	...	...	...	...	...	...	...	...	...
19	NAGALAND	...	...	...	...	...	...	...	...	...	...	...	...
20	ORISSA	197428.00	750.00	198178.00	6.57	256130.00	501.00	256631.00	7.64	198008.00	501.00	198509.00	5.48
21	PUNJAB	0.00	84842.00	84842.00	4.48	0.00	157506.00	157506.00	6.16	0.00	145482.00	145482.00	6.49
22	RAJASTHAN	817.00	70597.00	71414.00	2.70	13920.00	77551.00	91471.00	3.15	17895.00	82551.00	100446.00	3.41
23	SIKKIM	...	...	...	...	...	...	...	...	...	...	...	...
24	TAMIL NADU	1200.00	882.00	2082.00	.04	1174.00	1714.00	2888.00	.05	27200.00	62.00	27262.00	.41
25	TRIPURA	10.00	22.00	32.00	.01	-96.00	140.00	44.00	.02	60.00	140.00	200.00	.07
26	UTTARANCHAL	0.00	15536.00	15536.00	2.02	5959.00	15484.00	21443.00	2.09	0.00	17593.00	17593.00	1.20
27	UTTAR PRADESH	0.00	0.00	0.00	.00	0.00	0.00	0.00	.00	0.00	8502.00	8502.00	.12
28	WEST BENGAL	27660.00	21719.00	49379.00	.86	59655.00	50868.00	110523.00	1.72	57810.00	26747.00	84557.00	1.15
TOTAL STATES		603333.00	303990.00	907323.00	1.25	605326.00	1076794.00	1682120.00	1.96	728138.00	407205.00	1135343.00	1.25
29	A. & N. ISLANDS	...	...	...	...	...	...	...	...	...	...	...	...
30	CHANDIGARH	0.00	1700.00	1700.00	.29	0.00	1800.00	1800.00	.28	0.00	1800.00	1800.00	.27
31	DADRA & NAGAR HAVELI	...	...	...	...	...	...	...	...	...	...	...	...
32	DAMAN & DIU	...	...	...	...	...	...	...	...	...	...	...	...
33	DELHI	8648.00	0.00	8648.00	2.75	15900.00	0.00	15900.00	3.97	19500.00	0.00	19500.00	4.42
34	LAKSHADWEEP	...	...	...	...	...	...	...	...	...	...	...	...
35	PONDICHERRY	12734.00	0.00	12734.00	5.12	12800.00	0.00	12800.00	4.38	14450.00	0.00	14450.00	4.50
TOTAL U.T.		21382.00	1700.00	23082.00	1.86	28700.00	1800.00	30500.00	2.13	33950.00	1800.00	35750.00	2.33
TOTAL (STATE & UTs)		624715.00	305690.00	930405.00	1.26	634026.00	1078594.00	1712620.00	1.96	762088.00	409005.00	1171093.00	1.26

..NICNET..

## STATEMENT NO. ( 15 ): PLAN &amp; NON-PLAN BUDGETED EXPENDITURE ON TECHNICAL EDUCATION

ACCOUNT: REVENUE ACCOUNT  
PROGRAM: TOTAL EXPENDITURE

(RUPEES IN THOUSANDS)

SL. NO.	STATE/UNION TERRITORY	2004-05 (ACTUALS)				2005-06 (R.E.)				2006-07 (B.E.)			
		PLAN	NON-PLAN	TOTAL	% AGE TO TOTAL EXP. ON EDUCATION	PLAN	NON-PLAN	TOTAL	% AGE TO TOTAL EXP. ON EDUCATION	PLAN	NON-PLAN	TOTAL	% AGE TO TOTAL EXP. ON EDUCATION
1	ANDHRA PRADESH	439920.00	986592.00	1426512.00	3.37	650000.00	1091232.00	1741232.00	3.41	750000.00	1248222.00	1998222.00	3.58
2	ARUNACHAL PRADESH	...	...	...	...	...	...	...	...	...	...	...	...
3	ASSAM	20542.00	217649.00	238191.00	.98	55000.00	234190.00	289190.00	.88	13440.00	302786.00	316226.00	.91
4	BIHAR	153793.00	156214.00	310007.00	1.20	28524.00	204414.00	232938.00	.52	177910.00	237896.00	415806.00	.84
5	CHHATTISGARH	32068.00	164645.00	196713.00	1.78	34486.00	277867.00	312353.00	2.23	92010.00	245695.00	337705.00	2.24
6	GOA	99299.00	86502.00	185801.00	5.99	117240.00	102875.00	220115.00	7.06	120715.00	107695.00	228410.00	7.18
7	GUJARAT	277877.00	854134.00	1132011.00	2.92	349936.00	928294.00	1278230.00	3.22	587403.00	956959.00	1544362.00	3.69
8	HARYANA	282800.00	224326.00	507126.00	3.10	486800.00	246561.00	733361.00	3.56	508000.00	279652.00	787652.00	3.56
9	HIMACHAL PRADESH	11424.00	60671.00	72095.00	.71	70991.00	38910.00	109901.00	.96	81200.00	32116.00	113316.00	.91
10	JAMMU & KASHMIR	0.00	131661.00	131661.00	1.96	61110.00	170175.00	231285.00	2.17	0.00	228320.00	228320.00	1.99
11	JHARKHAND	401355.00	106762.00	508117.00	3.99	875700.00	175440.00	1051140.00	5.75	878800.00	181190.00	1059990.00	5.36
12	KARNATAKA	275257.00	684452.00	959709.00	2.24	824772.00	887665.00	1712437.00	3.57	1070000.00	766389.00	1836389.00	3.48
13	KERALA	462175.00	1315837.00	1778012.00	5.05	433619.00	1274913.00	1708532.00	5.07	502600.00	1756870.00	2259470.00	4.70
14	MADHYA PRADESH	170432.00	602805.00	773237.00	3.11	277913.00	609244.00	887157.00	3.21	286463.00	609878.00	896341.00	2.63
15	MAHARASHTRA	305544.00	2948171.00	3253715.00	3.30	826454.00	3615266.00	4441720.00	4.20	536687.00	3354545.00	3891232.00	3.59
16	MANIPUR	11342.00	28913.00	40255.00	1.30	3500.00	31307.00	34807.00	.88	5000.00	22112.00	27112.00	.81
17	MEGHALAYA	225703.00	12796.00	238499.00	9.06	203000.00	13816.00	216816.00	7.47	30000.00	14600.00	44600.00	1.46
18	MIZORAM	70730.00	6436.00	77166.00	4.05	78476.00	7950.00	86426.00	3.95	67200.00	8540.00	75740.00	3.38
19	NAGALAND	82639.00	34723.00	117362.00	5.35	161046.00	12828.00	173874.00	6.49	55209.00	13202.00	68411.00	2.54
20	ORISSA	37841.00	179846.00	217687.00	1.10	60730.00	194421.00	255151.00	1.12	65180.00	199711.00	264891.00	1.13
21	PUNJAB	21663.00	244448.00	266111.00	1.28	33383.00	323179.00	356562.00	1.52	34130.00	322665.00	356795.00	1.44
22	RAJASTHAN	27002.00	335431.00	362433.00	.93	86652.00	360232.00	446884.00	.97	63951.00	374782.00	438733.00	.90
23	SIKKIM	15482.00	0.00	15482.00	1.01	30850.00	0.00	30850.00	1.80	21790.00	0.00	21790.00	1.23
24	TAMIL NADU	77645.00	1174613.00	1252258.00	2.80	482055.00	1195215.00	1677270.00	3.42	484120.00	1414009.00	1898129.00	3.01
25	TRIPURA	2393.00	34435.00	36828.00	.79	4232.00	35925.00	40157.00	.80	4944.00	38615.00	43559.00	.80
26	UTTARANCHAL	133988.00	284219.00	418207.00	3.98	307015.00	205021.00	512036.00	4.00	469272.00	228443.00	697715.00	4.98
27	UTTAR PRADESH	521222.00	619437.00	1140659.00	1.70	83866.00	665253.00	749119.00	.99	751588.00	703938.00	1455526.00	1.67
28	WEST BENGAL	121619.00	293219.00	414838.00	.85	608780.00	359543.00	968323.00	1.77	743370.00	351470.00	1094840.00	1.73
TOTAL STATES		4281755.00	11788937.00	16070692.00	2.43	7236130.00	13261736.00	20497866.00	2.67	8400982.00	14000300.00	22401282.00	2.62
29	A. & N. ISLANDS	52109.00	11166.00	63275.00	5.88	54500.00	10900.00	65400.00	5.80	52000.00	12200.00	64200.00	5.41
30	CHANDIGARH	23760.00	164900.00	188660.00	12.13	37600.00	163800.00	201400.00	11.67	46200.00	169600.00	215800.00	12.02
31	DADRA & NAGAR HAVELI	9647.00	0.00	9647.00	4.41	10400.00	0.00	10400.00	4.53	12500.00	0.00	12500.00	5.51
32	DAMAN & DIU	11236.00	3047.00	14283.00	7.95	17000.00	3800.00	20800.00	10.51	18800.00	3900.00	22700.00	11.06
33	DELHI	179724.00	367129.00	546853.00	3.58	266000.00	407450.00	673450.00	4.08	301000.00	420640.00	721640.00	4.01
34	LAKSHADWEEP	...	...	...	...	...	...	...	...	...	...	...	...
35	PONDICHERRY	138654.00	13141.00	151795.00	9.09	145148.00	15885.00	161033.00	8.74	149236.00	16000.00	165236.00	8.56
TOTAL U.T.		415130.00	559383.00	974513.00	4.82	530648.00	601835.00	1132483.00	5.18	579736.00	622340.00	1202076.00	5.10
TOTAL (STATE & UTS)		4696885.00	12348320.00	17045205.00	2.50	7766778.00	13863571.00	21630349.00	2.74	8980718.00	14622640.00	23603358.00	2.69
CENTRE TOTAL		6157400.00	8259600.00	14417000.00	11.00	5809300.00	8339200.00	14148500.00	7.72	9300000.00	8765200.00	18065200.00	7.49
GRAND TOTAL		10854285.00	20607920.00	31462205.00	3.87	13576078.00	22202771.00	35778849.00	3.68	18280718.00	23387840.00	41668558.00	3.72

## STATEMENT NO. ( 16 ): PLAN &amp; NON-PLAN BUDGETED EXPENDITURE ON TECHNICAL EDUCATION (Sub-head wise)

ACCOUNT: REVENUE ACCOUNT  
PROGRAM: DIRECTION & ADMINISTRATION

(RUPEES IN THOUSANDS)

SL. NO.	STATE/UNION TERRITORY	2004-05 (ACTUALS)				2005-06 (R.E.)				2006-07 (B.E.)			
		PLAN	NON-PLAN	TOTAL	% AGE TO TOTAL EXP. ON TEC. EDN.	PLAN	NON-PLAN	TOTAL	% AGE TO TOTAL EXP. ON TEC. EDN.	PLAN	NON-PLAN	TOTAL	% AGE TO TOTAL EXP. ON TEC. EDN.
1	ANDHRA PRADESH	1784.00	51578.00	53362.00	3.74	6421.00	40750.00	47171.00	2.71	5050.00	44219.00	49269.00	2.47
2	ARUNACHAL PRADESH	...	...	...	...	...	...	...	...	...	...	...	...
3	ASSAM	1102.00	9586.00	10688.00	4.49	3390.00	11808.00	15198.00	5.26	1890.00	12923.00	14813.00	4.68
4	BIHAR	141764.00	11137.00	152901.00	49.32	3709.00	14121.00	17830.00	7.65	147961.00	12945.00	160906.00	38.70
5	CHHATTISGARH	0.00	4351.00	4351.00	2.21	0.00	8807.00	8807.00	2.82	0.00	7770.00	7770.00	2.30
6	GOA	...	...	...	...	...	...	...	...	...	...	...	...
7	GUJARAT	26727.00	32810.00	59537.00	5.26	26166.00	28668.00	54834.00	4.29	24033.00	27454.00	51487.00	3.33
8	HARYANA	10663.00	12613.00	23276.00	4.59	13234.00	14680.00	27914.00	3.81	17000.00	15752.00	32752.00	4.16
9	HIMACHAL PRADESH	0.00	8838.00	8838.00	12.26	12760.00	7076.00	19836.00	18.05	12260.00	7699.00	19959.00	17.61
10	JAMMU & KASHMIR	0.00	131661.00	131661.00	100.00	61110.00	170175.00	231285.00	100.00	0.00	228320.00	228320.00	100.00
11	JHARKHAND	313976.00	4626.00	318602.00	62.70	8100.00	5637.00	13737.00	1.31	7000.00	5784.00	12784.00	1.21
12	KARNATAKA	6891.00	30263.00	37154.00	3.87	7930.00	31554.00	39484.00	2.31	8000.00	33746.00	41746.00	2.27
13	KERALA	2900.00	22986.00	25886.00	1.46	2685.00	25351.00	28036.00	1.64	3000.00	32230.00	35230.00	1.56
14	MADHYA PRADESH	4146.00	17297.00	21443.00	2.77	5750.00	16720.00	22470.00	2.53	6012.00	17717.00	23729.00	2.65
15	MAHARASHTRA	0.00	107839.00	107839.00	3.31	150.00	126981.00	127131.00	2.86	3000.00	133100.00	136100.00	3.50
16	MANIPUR	380.00	2466.00	2846.00	7.07	500.00	1958.00	2458.00	7.06	500.00	1779.00	2279.00	8.41
17	MEGHALAYA	601.00	1154.00	1755.00	.74	350.00	1264.00	1614.00	.74	850.00	1380.00	2230.00	5.00
18	MIZORAM	1436.00	0.00	1436.00	1.86	1351.00	0.00	1351.00	1.56	1950.00	0.00	1950.00	2.57
19	NAGALAND	0.00	0.00	0.00	.00	2213.00	0.00	2213.00	1.27	1150.00	656.00	1806.00	2.64
20	ORISSA	0.00	14626.00	14626.00	6.72	0.00	15856.00	15856.00	6.21	0.00	16192.00	16192.00	6.11
21	PUNJAB	5456.00	16260.00	21716.00	8.16	2855.00	20962.00	23817.00	6.68	0.00	19261.00	19261.00	5.40
22	RAJASTHAN	641.00	20427.00	21068.00	5.81	55200.00	22605.00	77805.00	17.41	5800.00	23415.00	29215.00	6.66
23	SIKKIM	1300.00	0.00	1300.00	8.40	1500.00	0.00	1500.00	4.86	3100.00	0.00	3100.00	14.23
24	TAMIL NADU	0.00	97295.00	97295.00	7.77	0.00	99338.00	99338.00	5.92	0.00	125821.00	125821.00	6.63
25	TRIPURA	...	...	...	...	...	...	...	...	...	...	...	...
26	UTTARANCHAL	2515.00	2809.00	5324.00	1.27	2500.00	3746.00	6246.00	1.22	504.00	4446.00	4950.00	.71
27	UTTAR PRADESH	300.00	28630.00	28930.00	2.54	0.00	30814.00	30814.00	4.11	0.00	34077.00	34077.00	2.34
28	WEST BENGAL	0.00	12611.00	12611.00	3.04	0.00	19903.00	19903.00	2.06	0.00	15354.00	15354.00	1.40
	TOTAL STATES	522582.00	641863.00	1164445.00	7.25	217874.00	718774.00	936648.00	4.57	249060.00	822040.00	1071100.00	4.78
29	A. & N. ISLANDS	...	...	...	...	...	...	...	...	...	...	...	...
30	CHANDIGARH	0.00	4315.00	4315.00	2.29	0.00	6138.00	6138.00	3.05	100.00	5344.00	5444.00	2.52
31	DADRA & NAGAR HAVELI	9647.00	0.00	9647.00	100.00	10400.00	0.00	10400.00	100.00	12500.00	0.00	12500.00	100.00
32	DAMAN & DIU	2575.00	3047.00	5622.00	39.36	3400.00	3800.00	7200.00	34.62	4050.00	3900.00	7950.00	35.02
33	DELHI	12209.00	20012.00	32221.00	5.89	17500.00	22690.00	40190.00	5.97	16400.00	24630.00	41030.00	5.69
34	LAKSHADWEEP	...	...	...	...	...	...	...	...	...	...	...	...
35	PONDICHERRY	...	...	...	...	...	...	...	...	...	...	...	...
	TOTAL U.T.	24431.00	27374.00	51805.00	5.32	31300.00	32628.00	63928.00	5.64	33050.00	33874.00	66924.00	5.57
	TOTAL (STATE & UTS)	547013.00	669237.00	1216250.00	7.14	249174.00	751402.00	1000576.00	4.63	282110.00	855914.00	1138024.00	4.82

...NICNET...

## STATEMENT NO. ( 16 ): PLAN &amp; NON-PLAN BUDGETED EXPENDITURE ON TECHNICAL EDUCATION (Sub-head wise)

ACCOUNT: REVENUE ACCOUNT  
PROGRAM: TECHNICAL SCHOOLS

(RUPEES IN THOUSANDS)

SL. NO.	STATE/UNION TERRITORY	2004-05 (ACTUALS)				2005-06 (R.E.)				2006-07 (B.E.)			
		PLAN	NON-PLAN	TOTAL	% AGE TO TOTAL EXP. ON TEC. EDN.	PLAN	NON-PLAN	TOTAL	% AGE TO TOTAL EXP. ON TEC. EDN.	PLAN	NON-PLAN	TOTAL	% AGE TO TOTAL EXP. ON TEC. EDN.
1	ANDHRA PRADESH	...	...	...	...	...	...	...	...	...	...	...	...
2	ARUNACHAL PRADESH	...	...	...	...	...	...	...	...	...	...	...	...
3	ASSAM	0.00	9604.00	9604.00	4.03	310.00	13962.00	14272.00	4.94	200.00	12636.00	12836.00	4.06
4	BIHAR	0.00	13777.00	13777.00	4.44	0.00	34627.00	34627.00	14.87	0.00	35162.00	35162.00	8.46
5	CHHATTISGARH	...	...	...	...	...	...	...	...	...	...	...	...
6	GOA	47925.00	10196.00	58121.00	31.28	56000.00	12295.00	68295.00	31.03	55500.00	13255.00	68755.00	30.10
7	GUJARAT	3048.00	111224.00	114272.00	10.09	4910.00	122556.00	127466.00	9.97	7900.00	128165.00	136065.00	8.81
8	HARYANA	...	...	...	...	...	...	...	...	...	...	...	...
9	HIMACHAL PRADESH	...	...	...	...	...	...	...	...	...	...	...	...
10	JAMMU & KASHMIR	...	...	...	...	...	...	...	...	...	...	...	...
11	JHARKHAND	0.00	2907.00	2907.00	.57	6800.00	1129.00	7929.00	.75	4000.00	1374.00	5374.00	.51
12	KARNATAKA	0.00	13008.00	13008.00	1.36	0.00	13896.00	13896.00	.81	0.00	12797.00	12797.00	.70
13	KERALA	0.00	146527.00	146527.00	8.24	1448.00	127344.00	128792.00	7.54	2000.00	195052.00	197052.00	8.72
14	MADHYA PRADESH	0.00	1874.00	1874.00	.24	0.00	2469.00	2469.00	.28	0.00	1699.00	1699.00	.19
15	MAHARASHTRA	2167.00	271100.00	273267.00	8.40	21411.00	352204.00	373615.00	8.41	26287.00	312041.00	338328.00	8.69
16	MANIPUR	...	...	...	...	...	...	...	...	...	...	...	...
17	MEGHALAYA	0.00	0.00	0.00	.00	50.00	0.00	50.00	.02	50.00	0.00	50.00	.11
18	MIZORAM	...	...	...	...	...	...	...	...	...	...	...	...
19	NAGALAND	...	...	...	...	...	...	...	...	...	...	...	...
20	ORISSA	0.00	1080.00	1080.00	.50	0.00	1313.00	1313.00	.51	0.00	1140.00	1140.00	.43
21	PUNJAB	...	...	...	...	...	...	...	...	...	...	...	...
22	RAJASTHAN	...	...	...	...	...	...	...	...	...	...	...	...
23	SIKKIM	...	...	...	...	...	...	...	...	...	...	...	...
24	TAMIL NADU	...	...	...	...	...	...	...	...	...	...	...	...
25	TRIPURA	...	...	...	...	...	...	...	...	...	...	...	...
26	UTTARANCHAL	...	...	...	...	...	...	...	...	...	...	...	...
27	UTTAR PRADESH	339.00	0.00	339.00	.03	500.00	0.00	500.00	.07	500.00	0.00	500.00	.03
28	WEST BENGAL	31.00	54168.00	54199.00	13.07	1400.00	59796.00	61196.00	6.32	850.00	62950.00	63800.00	5.83
TOTAL STATES		53510.00	635465.00	688975.00	4.29	92829.00	741591.00	834420.00	4.07	97287.00	776271.00	873558.00	3.90
29	A. & N. ISLANDS	...	...	...	...	...	...	...	...	...	...	...	...
30	CHANDIGARH	...	...	...	...	...	...	...	...	...	...	...	...
31	DADRA & NAGAR HAVELI	...	...	...	...	...	...	...	...	...	...	...	...
32	DAMAN & DIU	...	...	...	...	...	...	...	...	...	...	...	...
33	DELHI	...	...	...	...	...	...	...	...	...	...	...	...
34	LAKSHADWEEP	...	...	...	...	...	...	...	...	...	...	...	...
35	PONDICHERRY	0.00	3973.00	3973.00	2.62	0.00	4193.00	4193.00	2.60	0.00	4831.00	4831.00	2.92
TOTAL U.T.		0.00	3973.00	3973.00	.41	0.00	4193.00	4193.00	.37	0.00	4831.00	4831.00	.40
TOTAL (STATE & UTs)		53510.00	639438.00	692948.00	4.07	92829.00	745784.00	838613.00	3.88	97287.00	781102.00	878389.00	3.72

..NICNET..

## STATEMENT NO. ( 16 ): PLAN &amp; NON-PLAN BUDGETED EXPENDITURE ON TECHNICAL EDUCATION (Sub-head wise)

ACCOUNT: REVENUE ACCOUNT  
PROGRAM: POLYTECHNICS

(RUPEES IN THOUSANDS)

SL. NO.	STATE/UNION TERRITORY	2004-05 (ACTUALS)				2005-06 (R.E.)				2006-07 (B.E.)			
		PLAN	NON-PLAN	TOTAL	% AGE TO TOTAL EXP. ON TEC. EDN.	PLAN	NON-PLAN	TOTAL	% AGE TO TOTAL EXP. ON TEC. EDN.	PLAN	NON-PLAN	TOTAL	% AGE TO TOTAL EXP. ON TEC. EDN.
1	ANDHRA PRADESH	392032.00	677770.00	1069802.00	74.99	605157.00	724582.00	1329739.00	76.37	551050.00	799644.00	1350694.00	67.59
2	ARUNACHAL PRADESH	...	...	...	...	...	...	...	...	...	...	...	...
3	ASSAM	13379.00	112199.00	125578.00	52.72	22650.00	113919.00	136569.00	47.22	3700.00	171284.00	174984.00	55.34
4	BIHAR	10995.00	82372.00	93367.00	30.12	18447.00	92878.00	111325.00	47.79	24017.00	99957.00	123974.00	29.82
5	CHHATTISGARH	10452.00	69205.00	79657.00	40.49	2100.00	110118.00	112218.00	35.93	10450.00	117340.00	127790.00	37.84
6	GOA	30294.00	29627.00	59921.00	32.25	35565.00	36565.00	72130.00	32.77	37990.00	37330.00	75320.00	32.98
7	GUJARAT	93298.00	377058.00	470356.00	41.55	114724.00	405252.00	519976.00	40.68	140610.00	417987.00	558597.00	36.17
8	HARYANA	178731.00	101772.00	280503.00	55.31	345766.00	100402.00	446168.00	60.84	357000.00	114621.00	471621.00	59.88
9	HIMACHAL PRADESH	11424.00	51833.00	63257.00	87.74	58231.00	31834.00	90065.00	81.95	48940.00	24417.00	73357.00	64.74
10	JAMMU & KASHMIR	...	...	...	...	...	...	...	...	...	...	...	...
11	JHARKHAND	12085.00	53198.00	65283.00	12.85	32000.00	79637.00	111637.00	10.62	58000.00	94244.00	152244.00	14.36
12	KARNATAKA	27464.00	338563.00	366027.00	38.14	49733.00	507826.00	557559.00	32.56	114000.00	373348.00	487348.00	26.54
13	KERALA	29970.00	421444.00	451414.00	25.39	42123.00	374708.00	416831.00	24.40	32500.00	558200.00	590700.00	26.14
14	MADHYA PRADESH	110249.00	249432.00	359681.00	46.52	165898.00	270680.00	436578.00	49.21	161983.00	281853.00	443836.00	49.52
15	MAHARASHTRA	5462.00	561177.00	566639.00	17.42	0.00	622073.00	622073.00	14.01	5600.00	662096.00	667696.00	17.16
16	MANIPUR	2464.00	17918.00	20382.00	50.63	3000.00	23603.00	26603.00	76.43	4500.00	19983.00	24483.00	90.30
17	MEGHALAYA	223367.00	11432.00	234799.00	98.45	201850.00	12297.00	214147.00	98.77	23422.00	12965.00	36387.00	81.59
18	MIZORAM	69294.00	6436.00	75730.00	98.14	77122.00	7950.00	85072.00	98.43	65250.00	8540.00	73790.00	97.43
19	NAGALAND	79758.00	34723.00	114481.00	97.55	156283.00	12828.00	169111.00	97.26	52509.00	12507.00	65016.00	95.04
20	ORISSA	2200.00	72037.00	74237.00	34.10	5410.00	77334.00	82744.00	32.43	4700.00	77923.00	82623.00	31.19
21	PUNJAB	13707.00	176138.00	189845.00	71.34	20528.00	199985.00	220513.00	61.84	24130.00	201466.00	225596.00	63.23
22	RAJASTHAN	3531.00	207019.00	210550.00	58.09	5800.00	216601.00	222401.00	49.77	32500.00	228801.00	261301.00	59.56
23	SIKKIM	14182.00	0.00	14182.00	91.60	29350.00	0.00	29350.00	95.14	18690.00	0.00	18690.00	85.77
24	TAMIL NADU	569.00	565719.00	566288.00	45.22	10000.00	574729.00	584729.00	34.86	501.00	688839.00	689340.00	36.32
25	TRIPURA	752.00	11656.00	12408.00	33.69	950.00	12540.00	13490.00	33.59	1400.00	13336.00	14736.00	33.83
26	UTTARANCHAL	8499.00	90031.00	98530.00	23.56	26475.00	108000.00	134475.00	26.26	65481.00	118422.00	183903.00	26.36
27	UTTAR PRADESH	5841.00	316533.00	322374.00	28.26	15540.00	335913.00	351453.00	46.92	17581.00	362535.00	380116.00	26.12
28	WEST BENGAL	...	...	...	...	...	...	...	...	...	...	...	...
	<b>TOTAL STATES</b>	<b>1349999.00</b>	<b>4635292.00</b>	<b>5985291.00</b>	<b>37.24</b>	<b>2044702.00</b>	<b>5052254.00</b>	<b>7096956.00</b>	<b>34.62</b>	<b>1856504.00</b>	<b>5497638.00</b>	<b>7354142.00</b>	<b>32.83</b>
29	A. & N. ISLANDS	18483.00	11166.00	29649.00	46.86	2200.00	10900.00	32900.00	50.31	28000.00	12200.00	40200.00	62.62
30	CHANDIGARH	14006.00	33544.00	47550.00	25.20	15600.00	35362.00	50962.00	25.30	18800.00	36256.00	55056.00	25.51
31	DADRA & NAGAR HAVELI	...	...	...	...	...	...	...	...	...	...	...	...
32	DAMAN & DIU	7679.00	0.00	7679.00	53.76	12250.00	0.00	12250.00	58.89	13300.00	0.00	13300.00	58.59
33	DELHI	15696.00	163684.00	179380.00	32.80	20600.00	177730.00	198330.00	29.45	32600.00	186230.00	218830.00	30.32
34	LAKSHADWEEP	...	...	...	...	...	...	...	...	...	...	...	...
35	PONDICHERRY	39454.00	8995.00	48449.00	31.92	38948.00	11502.00	50450.00	31.33	53236.00	10979.00	64215.00	38.86
	<b>TOTAL U.T.</b>	<b>95318.00</b>	<b>217389.00</b>	<b>312707.00</b>	<b>32.09</b>	<b>109398.00</b>	<b>235494.00</b>	<b>344892.00</b>	<b>30.45</b>	<b>145936.00</b>	<b>245665.00</b>	<b>391601.00</b>	<b>32.58</b>
	<b>TOTAL (STATE &amp; UTs)</b>	<b>1445317.00</b>	<b>4852681.00</b>	<b>6297998.00</b>	<b>36.95</b>	<b>2154100.00</b>	<b>5287748.00</b>	<b>7441848.00</b>	<b>34.40</b>	<b>2002440.00</b>	<b>5743303.00</b>	<b>7745743.00</b>	<b>32.82</b>

..NICNET..

## STATEMENT NO. ( 16 ): PLAN &amp; NON-PLAN BUDGETED EXPENDITURE ON TECHNICAL EDUCATION (Sub-head wise)

ACCOUNT: REVENUE ACCOUNT  
PROGRAM: ASSISTANCE TO UNIVERSITIES FOR TECHNICAL EDUCATION

(RUPEES IN THOUSANDS)

SL. NO.	STATE/UNION TERRITORY	2004-05 (ACTUALS)				2005-06 (R.E.)				2006-07 (B.E.)			
		PLAN	NON-PLAN	TOTAL	% AGE TO TOTAL EXP. ON TEC. EDN.	PLAN	NON-PLAN	TOTAL	% AGE TO TOTAL EXP. ON TEC. EDN.	PLAN	NON-PLAN	TOTAL	% AGE TO TOTAL EXP. ON TEC. EDN.
1	ANDHRA PRADESH	0.00	222157.00	222157.00	15.57	0.00	271912.00	271912.00	15.62	175000.00	356452.00	531452.00	26.60
2	ARUNACHAL PRADESH	...	...	...	...	...	...	...	...	...	...	...	...
3	ASSAM	...	...	...	...	...	...	...	...	...	...	...	...
4	BIHAR	0.00	747.00	747.00	.24	0.00	10000.00	10000.00	4.29	0.00	33600.00	33600.00	8.08
5	CHHATTISGARH	0.00	0.00	0.00	.00	20000.00	0.00	20000.00	6.40	40000.00	0.00	40000.00	11.84
6	GOA	...	...	...	...	...	...	...	...	...	...	...	...
7	GUJARAT	...	...	...	...	...	...	...	...	...	...	...	...
8	HARYANA	30000.00	0.00	30000.00	5.92	65000.00	0.00	65000.00	8.86	60000.00	0.00	60000.00	7.62
9	HIMACHAL PRADESH	...	...	...	...	...	...	...	...	...	...	...	...
10	JAMMU & KASHMIR	...	...	...	...	...	...	...	...	...	...	...	...
11	JHARKHAND	...	...	...	...	...	...	...	...	...	...	...	...
12	KARNATAKA	...	...	...	...	...	...	...	...	...	...	...	...
13	KERALA	30000.00	158865.00	188865.00	10.62	40000.00	179180.00	219180.00	12.83	40000.00	183589.00	223589.00	9.90
14	MADHYA PRADESH	...	...	...	...	...	...	...	...	...	...	...	...
15	MAHARASHTRA	90000.00	25841.00	115841.00	3.56	0.00	34731.00	34731.00	.78	0.00	36716.00	36716.00	.94
16	MANIPUR	...	...	...	...	...	...	...	...	...	...	...	...
17	MEGHALAYA	...	...	...	...	...	...	...	...	...	...	...	...
18	MIZORAM	...	...	...	...	...	...	...	...	...	...	...	...
19	NAGALAND	...	...	...	...	...	...	...	...	...	...	...	...
20	ORISSA	...	...	...	...	...	...	...	...	...	...	...	...
21	PUNJAB	...	...	...	...	...	...	...	...	...	...	...	...
22	RAJASTHAN	7830.00	43000.00	50830.00	14.02	8750.00	43000.00	51750.00	11.58	8750.00	43000.00	51750.00	11.80
23	SIKKIM	...	...	...	...	...	...	...	...	...	...	...	...
24	TAMIL NADU	1.00	155608.00	155609.00	12.43	5000.00	132550.00	137550.00	8.20	1.00	191765.00	191766.00	10.10
25	TRIPURA	...	...	...	...	...	...	...	...	...	...	...	...
26	UTTARANCHAL	...	...	...	...	...	...	...	...	...	...	...	...
27	UTTAR PRADESH	...	...	...	...	...	...	...	...	...	...	...	...
28	WEST BENGAL	10068.00	118676.00	128744.00	31.03	37800.00	127729.00	165529.00	17.09	78000.00	134535.00	212535.00	19.41
TOTAL STATES		167899.00	724894.00	892793.00	5.56	176550.00	799102.00	975652.00	4.76	401751.00	979657.00	1381408.00	6.17
29	A. & N. ISLANDS	...	...	...	...	...	...	...	...	...	...	...	...
30	CHANDIGARH	...	...	...	...	...	...	...	...	...	...	...	...
31	DADRA & NAGAR HAVELI	...	...	...	...	...	...	...	...	...	...	...	...
32	DAMAN & DIU	...	...	...	...	...	...	...	...	...	...	...	...
33	DELHI	...	...	...	...	...	...	...	...	...	...	...	...
34	LAKSHADWEEP	...	...	...	...	...	...	...	...	...	...	...	...
35	PONDICHERY	...	...	...	...	...	...	...	...	...	...	...	...
TOTAL U.T.		0.00	0.00	0.00	.00	0.00	0.00	0.00	.00	0.00	0.00	0.00	.00
TOTAL (STATE & UTs)		167899.00	724894.00	892793.00	5.24	176550.00	799102.00	975652.00	4.51	401751.00	979657.00	1381408.00	5.85

..NICNET..

## STATEMENT NO. ( 16 ): PLAN &amp; NON-PLAN BUDGETED EXPENDITURE ON TECHNICAL EDUCATION (Sub-head wise)

ACCOUNT: REVENUE ACCOUNT  
PROGRAM: ASSISTANCE TO NON-GOVT. COLLEGES

(RUPEES IN THOUSANDS)

SL. NO.	STATE/UNION TERRITORY	2004-05 (ACTUALS)				2005-06 (R.E.)				2006-07 (B.E.)			
		PLAN	NON-PLAN	TOTAL	% AGE TO TOTAL EXP. ON TEC. EDN.	PLAN	NON-PLAN	TOTAL	% AGE TO TOTAL EXP. ON TEC. EDN.	PLAN	NON-PLAN	TOTAL	% AGE TO TOTAL EXP. ON TEC. EDN.
1	ANDHRA PRADESH	2000.00	12256.00	14256.00	1.00	1000.00	19591.00	20591.00	1.18	2000.00	15480.00	17480.00	.87
2	ARUNACHAL PRADESH	...	...	...	...	...	...	...	...	...	...	...	...
3	ASSAM	...	...	...	...	...	...	...	...	...	...	...	...
4	BIHAR	...	...	...	...	...	...	...	...	...	...	...	...
5	CHHATTISGARH	16460.00	10520.00	26980.00	13.72	5000.00	25800.00	30800.00	9.86	1000.00	0.00	1000.00	.30
6	GOA	...	...	...	...	...	...	...	...	...	...	...	...
7	GUJARAT	...	...	...	...	...	...	...	...	...	...	...	...
8	HARYANA	63406.00	66562.00	129968.00	25.63	62800.00	80784.00	143584.00	19.58	74000.00	94224.00	168224.00	21.36
9	HIMACHAL PRADESH	...	...	...	...	...	...	...	...	...	...	...	...
10	JAMMU & KASHMIR	...	...	...	...	...	...	...	...	...	...	...	...
11	JHARKHAND	0.00	0.00	0.00	.00	0.00	19500.00	19500.00	1.86	0.00	0.00	0.00	.00
12	KARNATAKA	191009.00	268506.00	459515.00	47.88	157000.00	281931.00	438931.00	25.63	137500.00	296027.00	433527.00	23.61
13	KERALA	750.00	219781.00	220531.00	12.40	221.00	230593.00	230814.00	13.51	1000.00	308110.00	309110.00	13.68
14	MADHYA PRADESH	19117.00	216630.00	235747.00	30.49	27500.00	186750.00	214250.00	24.15	66663.00	176500.00	243163.00	27.13
15	MAHARASHTRA	0.00	1772157.00	1772157.00	54.47	30000.00	2255215.00	2285215.00	51.45	0.00	1975697.00	1975697.00	50.77
16	MANIPUR	...	...	...	...	...	...	...	...	...	...	...	...
17	MEGHALAYA	...	...	...	...	...	...	...	...	...	...	...	...
18	MIZORAM	...	...	...	...	...	...	...	...	...	...	...	...
19	NAGALAND	...	...	...	...	...	...	...	...	...	...	...	...
20	ORISSA	...	...	...	...	...	...	...	...	...	...	...	...
21	PUNJAB	...	...	...	...	...	...	...	...	...	...	...	...
22	RAJASTHAN	15000.00	64667.00	79667.00	21.98	16901.00	77701.00	94602.00	21.17	16901.00	79201.00	96102.00	21.90
23	SIKKIM	...	...	...	...	...	...	...	...	...	...	...	...
24	TAMIL NADU	0.00	107689.00	107689.00	8.60	0.00	120050.00	120050.00	7.16	0.00	107486.00	107486.00	5.66
25	TRIPURA	...	...	...	...	...	...	...	...	...	...	...	...
26	UTTARANCHAL	0.00	11400.00	11400.00	2.73	5000.00	13000.00	18000.00	3.52	5000.00	13000.00	18000.00	2.58
27	UTTAR PRADESH	0.00	122373.00	122373.00	10.73	0.00	125713.00	125713.00	16.78	0.00	136102.00	136102.00	9.35
28	WEST BENGAL	11520.00	91952.00	103472.00	24.94	19570.00	133565.00	153135.00	15.81	14510.00	120110.00	134620.00	12.30
	TOTAL STATES	319262.00	2964493.00	3283755.00	20.43	324992.00	3570193.00	3895185.00	19.00	318574.00	3321937.00	3640511.00	16.25
29	A. & N. ISLANDS	...	...	...	...	...	...	...	...	...	...	...	...
30	CHANDIGARH	...	...	...	...	...	...	...	...	...	...	...	...
31	DADRA & NAGAR HAVELI	...	...	...	...	...	...	...	...	...	...	...	...
32	DAMAN & DIU	...	...	...	...	...	...	...	...	...	...	...	...
33	DELHI	0.00	2258.00	2258.00	.41	0.00	2500.00	2500.00	.37	0.00	2800.00	2800.00	.39
34	LAKSHADWEEP	...	...	...	...	...	...	...	...	...	...	...	...
35	PONDICHERRY	...	...	...	...	...	...	...	...	...	...	...	...
	TOTAL U.T.	0.00	2258.00	2258.00	.23	0.00	2500.00	2500.00	.22	0.00	2800.00	2800.00	.23
	TOTAL (STATE & UTs)	319262.00	2966751.00	3286013.00	19.28	324992.00	3572693.00	3897685.00	18.02	318574.00	3324737.00	3643311.00	15.44

..NICNET..



## STATEMENT NO. ( 16 ): PLAN &amp; NON-PLAN BUDGETED EXPENDITURE ON TECHNICAL EDUCATION (Sub-head wise)

ACCOUNT: REVENUE ACCOUNT  
PROGRAM: ENGINEERING COLLEGES AND INSTITUTIONS

(RUPEES IN THOUSANDS)

SL. NO.	STATE/UNION TERRITORY	2004-05 (ACTUALS)				2005-06 (R.E.)				2006-07 (B.E.)			
		PLAN	NON-PLAN	TOTAL	% AGE TO TOTAL EXP. ON TEC. EDN.	PLAN	NON-PLAN	TOTAL	% AGE TO TOTAL EXP. ON TEC. EDN.	PLAN	NON-PLAN	TOTAL	% AGE TO TOTAL EXP. ON TEC. EDN.
1	ANDHRA PRADESH	0.00	13627.00	13627.00	.96	0.00	17284.00	17284.00	.99	0.00	18614.00	18614.00	.93
2	ARUNACHAL PRADESH	...	...	...	...	...	...	...	...	...	...	...	...
3	ASSAM	5692.00	84767.00	90459.00	37.98	17200.00	89951.00	107151.00	37.05	6200.00	101393.00	107593.00	34.02
4	BIHAR	1034.00	48181.00	49215.00	15.88	4368.00	52788.00	57156.00	24.54	3932.00	56232.00	60164.00	14.47
5	CHHATTISGARH	3330.00	69572.00	72902.00	37.06	4126.00	121442.00	125568.00	40.20	37300.00	109335.00	146635.00	43.42
6	GOA	21080.00	46679.00	67759.00	36.47	25675.00	54015.00	79690.00	36.20	27225.00	57110.00	84335.00	36.92
7	GUJARAT	135182.00	302529.00	437711.00	38.67	160719.00	344578.00	505297.00	39.53	367088.00	358453.00	725541.00	46.98
8	HARYANA	0.00	38927.00	38927.00	7.68	0.00	44950.00	44950.00	6.13	0.00	49665.00	49665.00	6.31
9	HIMACHAL PRADESH	0.00	0.00	0.00	.00	0.00	0.00	0.00	.00	20000.00	0.00	20000.00	17.65
10	JAMMU & KASHMIR	...	...	...	...	...	...	...	...	...	...	...	...
11	JHARKHAND	19012.00	46031.00	65043.00	12.80	10000.00	69497.00	79497.00	7.56	10000.00	79748.00	89748.00	8.47
12	KARNATAKA	1044.00	8848.00	9892.00	1.03	2511.00	8964.00	11475.00	.67	2500.00	8745.00	11245.00	.61
13	KERALA	335455.00	318716.00	654171.00	36.79	267134.00	301654.00	568788.00	33.29	383500.00	422351.00	805851.00	35.67
14	MADHYA PRADESH	24639.00	100828.00	125467.00	16.23	54530.00	117760.00	172290.00	19.42	19105.00	119700.00	138805.00	15.49
15	MAHARASHTRA	207915.00	197382.00	405297.00	12.46	774893.00	212686.00	987579.00	22.23	501800.00	223675.00	725475.00	18.64
16	MANIPUR	8498.00	8350.00	16848.00	41.85	0.00	5396.00	5396.00	15.50	0.00	0.00	0.00	.00
17	MEGHALAYA	...	...	...	...	...	...	...	...	...	...	...	...
18	MIZORAM	0.00	0.00	0.00	.00	3.00	0.00	3.00	.00	0.00	0.00	0.00	.00
19	NAGALAND	...	...	...	...	...	...	...	...	...	...	...	...
20	ORISSA	35641.00	85320.00	120961.00	55.57	55290.00	92359.00	147649.00	57.87	17299.00	96932.00	114231.00	43.12
21	PUNJAB	2500.00	0.00	2500.00	.94	10000.00	0.00	10000.00	2.80	10000.00	0.00	10000.00	2.80
22	RAJASTHAN	...	...	...	...	...	...	...	...	...	...	...	...
23	SIKKIM	...	...	...	...	...	...	...	...	...	...	...	...
24	TAMIL NADU	77075.00	172796.00	249871.00	19.95	447321.00	177465.00	624786.00	37.25	343618.00	228110.00	571728.00	30.12
25	TRIPURA	680.00	21052.00	21732.00	59.01	945.00	21480.00	22425.00	55.84	945.00	23229.00	24174.00	55.50
26	UTTARANCHAL	120536.00	72852.00	193388.00	46.24	163239.00	69003.00	232242.00	45.36	217787.00	83425.00	301212.00	43.17
27	UTTAR PRADESH	514742.00	134923.00	649665.00	56.96	67826.00	155023.00	222849.00	29.75	733507.00	152411.00	885918.00	60.87
28	WEST BENGAL	...	...	...	...	...	...	...	...	...	...	...	...
	TOTAL STATES	1514055.00	1771380.00	3285435.00	20.44	2065780.00	1956295.00	4022075.00	19.62	2701806.00	2189128.00	4890934.00	21.83
29	A. & N. ISLANDS	...	...	...	...	...	...	...	...	...	...	...	...
30	CHANDIGARH	9754.00	124544.00	134298.00	71.19	22000.00	122300.00	144300.00	71.65	27300.00	128000.00	155300.00	71.96
31	DADRA & NAGAR HAVELI	...	...	...	...	...	...	...	...	...	...	...	...
32	DAMAN & DIU	...	...	...	...	...	...	...	...	...	...	...	...
33	DELHI	151550.00	181175.00	332725.00	60.84	227500.00	204530.00	432030.00	64.15	251400.00	206980.00	458380.00	63.52
34	LAKSHADWEEP	...	...	...	...	...	...	...	...	...	...	...	...
35	PONDICHERRY	45300.00	0.00	45300.00	29.84	47300.00	0.00	47300.00	29.37	66000.00	0.00	66000.00	39.94
	TOTAL U.T.	206604.00	305719.00	512323.00	52.57	296800.00	326830.00	623630.00	55.07	344700.00	334980.00	679680.00	56.54
	TOTAL (STATE & UTs)	1720659.00	2077099.00	3797758.00	22.28	2362580.00	2283125.00	4645705.00	21.48	3046506.00	2524108.00	5570614.00	23.60

..NICNET..

## STATEMENT NO. ( 16 ): PLAN &amp; NON-PLAN BUDGETED EXPENDITURE ON TECHNICAL EDUCATION (Sub-head wise)

ACCOUNT: REVENUE ACCOUNT  
PROGRAM: SCHOLARSHIPS

(RUPEES IN THOUSANDS)

SL. NO.	STATE/UNION TERRITORY	2004-05 (ACTUALS)				2005-06 (R.E.)				2006-07 (B.E.)			
		PLAN	NON-PLAN	TOTAL	% AGE TO TOTAL EXP. ON TEC. EDN.	PLAN	NON-PLAN	TOTAL	% AGE TO TOTAL EXP. ON TEC. EDN.	PLAN	NON-PLAN	TOTAL	% AGE TO TOTAL EXP. ON TEC. EDN.
1	ANDHRA PRADESH	43250.00	9204.00	52454.00	3.68	36672.00	17113.00	53785.00	3.09	15600.00	13813.00	29413.00	1.47
2	ARUNACHAL PRADESH	...	...	...	...	...	...	...	...	...	...	...	...
3	ASSAM	369.00	1493.00	1862.00	.78	1450.00	4550.00	6000.00	2.07	1450.00	4550.00	6000.00	1.90
4	BIHAR	...	...	...	...	...	...	...	...	...	...	...	...
5	CHHATTISGARH	0.00	107.00	107.00	.05	200.00	200.00	400.00	.13	200.00	250.00	450.00	.13
6	GOA	...	...	...	...	...	...	...	...	...	...	...	...
7	GUJARAT	...	...	...	...	...	...	...	...	...	...	...	...
8	HARYANA	0.00	201.00	201.00	.04	0.00	325.00	325.00	.04	0.00	325.00	325.00	.04
9	HIMACHAL PRADESH	...	...	...	...	...	...	...	...	...	...	...	...
10	JAMMU & KASHMIR	...	...	...	...	...	...	...	...	...	...	...	...
11	JHARKHAND	48.00	0.00	48.00	.01	54.00	0.00	54.00	.01	200.00	0.00	200.00	.02
12	KARNATAKA	0.00	5607.00	5607.00	.58	0.00	5783.00	5783.00	.34	10000.00	6014.00	106014.00	5.77
13	KERALA	0.00	100.00	100.00	.01	0.00	46.00	46.00	.00	0.00	100.00	100.00	.00
14	MADHYA PRADESH	104.00	315.00	419.00	.05	1000.00	550.00	1550.00	.17	1000.00	950.00	1950.00	.22
15	MAHARASHTRA	0.00	158.00	158.00	.00	0.00	351.00	351.00	.01	0.00	249.00	249.00	.01
16	MANIPUR	0.00	179.00	179.00	.44	0.00	350.00	350.00	1.01	0.00	350.00	350.00	1.29
17	MEGHALAYA	320.00	210.00	530.00	.22	150.00	245.00	395.00	.18	800.00	245.00	1045.00	2.34
18	MIZORAM	...	...	...	...	...	...	...	...	...	...	...	...
19	NAGALAND	500.00	0.00	500.00	.43	0.00	0.00	0.00	.00	0.00	0.00	0.00	.00
20	ORISSA	0.00	0.00	0.00	.00	0.00	35.00	35.00	.01	0.00	0.00	0.00	.00
21	PUNJAB	0.00	13.00	13.00	.00	0.00	120.00	120.00	.03	0.00	116.00	116.00	.03
22	RAJASTHAN	...	...	...	...	...	...	...	...	...	...	...	...
23	SIKKIM	...	...	...	...	...	...	...	...	...	...	...	...
24	TAMIL NADU	0.00	20.00	20.00	.00	19734.00	0.00	19734.00	1.18	112000.00	20.00	112020.00	5.90
25	TRIPURA	259.00	0.00	259.00	.70	260.00	0.00	260.00	.65	300.00	0.00	300.00	.69
26	UTTARANCHAL	...	...	...	...	...	...	...	...	...	...	...	...
27	UTTAR PRADESH	...	...	...	...	...	...	...	...	...	...	...	...
28	WEST BENGAL	0.00	0.00	0.00	.00	10.00	0.00	10.00	.00	10.00	0.00	10.00	.00
TOTAL STATES		44850.00	17607.00	62457.00	.39	59530.00	29668.00	89198.00	.44	231560.00	26982.00	258542.00	1.15
29	A. & N. ISLANDS	...	...	...	...	...	...	...	...	...	...	...	...
30	CHANDIGARH	0.00	2497.00	2497.00	1.32	0.00	0.00	0.00	.00	0.00	0.00	0.00	.00
31	DADRA & NAGAR HAVELI	...	...	...	...	...	...	...	...	...	...	...	...
32	DAMAN & DIU	0.00	0.00	0.00	.00	50.00	0.00	50.00	.24	50.00	0.00	50.00	.22
33	DELHI	...	...	...	...	...	...	...	...	...	...	...	...
34	LAKSHADWEEP	...	...	...	...	...	...	...	...	...	...	...	...
35	PONDICHERY	0.00	173.00	173.00	.11	0.00	190.00	190.00	.12	0.00	190.00	190.00	.11
TOTAL U.T.		0.00	2670.00	2670.00	.27	50.00	190.00	240.00	.02	50.00	190.00	240.00	.02
TOTAL (STATE & UTs)		44850.00	20277.00	65127.00	.38	59580.00	29858.00	89438.00	.41	231610.00	27172.00	258782.00	1.10

..NICNET..

## STATEMENT NO. ( 16 ): PLAN &amp; NON-PLAN BUDGETED EXPENDITURE ON TECHNICAL EDUCATION (Sub-head wise)

ACCOUNT: REVENUE ACCOUNT  
PROGRAM: TRAINING

(RUPEES IN THOUSANDS)

SL. NO.	STATE/UNION TERRITORY	2004-05 (ACTUALS)				2005-06 (R.E.)				2006-07 (B.E.)			
		PLAN	NON-PLAN	TOTAL	% AGE TO TOTAL EXP. ON TEC. EDN.	PLAN	NON-PLAN	TOTAL	% AGE TO TOTAL EXP. ON TEC. EDN.	PLAN	NON-PLAN	TOTAL	% AGE TO TOTAL EXP. ON TEC. EDN.
1	ANDHRA PRADESH	554.00	0.00	554.00	.04	600.00	0.00	600.00	.03	1000.00	0.00	1000.00	.05
2	ARUNACHAL PRADESH	...	...	...	...	...	...	...	...	...	...	...	...
3	ASSAM	...	...	...	...	...	...	...	...	...	...	...	...
4	BIHAR	...	...	...	...	...	...	...	...	...	...	...	...
5	CHHATTISGARH	0.00	1491.00	1491.00	.76	0.00	0.00	0.00	.00	0.00	0.00	0.00	.00
6	GOA	...	...	...	...	...	...	...	...	...	...	...	...
7	GUJARAT	7.00	0.00	7.00	.00	1000.00	20.00	1020.00	.08	1000.00	20.00	1020.00	.07
8	HARYANA	...	...	...	...	...	...	...	...	...	...	...	...
9	HIMACHAL PRADESH	...	...	...	...	...	...	...	...	...	...	...	...
10	JAMMU & KASHMIR	...	...	...	...	...	...	...	...	...	...	...	...
11	JHARKHAND	0.00	0.00	0.00	.00	20000.00	0.00	20000.00	1.90	20000.00	0.00	20000.00	1.89
12	KARNATAKA	...	...	...	...	...	...	...	...	...	...	...	...
13	KERALA	9850.00	14872.00	24722.00	1.39	27115.00	15015.00	42130.00	2.47	10000.00	19776.00	29776.00	1.32
14	MADHYA PRADESH	0.00	8050.00	8050.00	1.04	500.00	8815.00	9315.00	1.05	500.00	5959.00	6459.00	.72
15	MAHARASHTRA	...	...	...	...	...	...	...	...	...	...	...	...
16	MANIPUR	...	...	...	...	...	...	...	...	...	...	...	...
17	MEGHALAYA	...	...	...	...	...	...	...	...	...	...	...	...
18	MIZORAM	...	...	...	...	...	...	...	...	...	...	...	...
19	NAGALAND	...	...	...	...	...	...	...	...	...	...	...	...
20	ORISSA	...	...	...	...	...	...	...	...	...	...	...	...
21	PUNJAB	...	...	...	...	...	...	...	...	...	...	...	...
22	RAJASTHAN	0.00	318.00	318.00	.09	0.00	325.00	325.00	.07	0.00	365.00	365.00	.08
23	SIKKIM	...	...	...	...	...	...	...	...	...	...	...	...
24	TAMIL NADU	...	...	...	...	...	...	...	...	...	...	...	...
25	TRIPURA	...	...	...	...	...	...	...	...	...	...	...	...
26	UTTARANCHAL	...	...	...	...	...	...	...	...	...	...	...	...
27	UTTAR PRADESH	...	...	...	...	...	...	...	...	...	...	...	...
28	WEST BENGAL	0.00	4325.00	4325.00	1.04	0.00	5466.00	5466.00	.56	0.00	5235.00	5235.00	.48
TOTAL STATES		10411.00	29056.00	39467.00	.25	49215.00	29641.00	78856.00	.38	32500.00	31355.00	63855.00	.29
29	A. & N. ISLANDS	...	...	...	...	...	...	...	...	...	...	...	...
30	CHANDIGARH	...	...	...	...	...	...	...	...	...	...	...	...
31	DADRA & NAGAR HAVELI	...	...	...	...	...	...	...	...	...	...	...	...
32	DAMAN & DIU	...	...	...	...	...	...	...	...	...	...	...	...
33	DELHI	...	...	...	...	...	...	...	...	...	...	...	...
34	LAKSHADWEEP	...	...	...	...	...	...	...	...	...	...	...	...
35	PONDICHERY	...	...	...	...	...	...	...	...	...	...	...	...
TOTAL U.T.		0.00	0.00	0.00	.00	0.00	0.00	0.00	.00	0.00	0.00	0.00	.00
TOTAL (STATE & UTs)		10411.00	29056.00	39467.00	.23	49215.00	29641.00	78856.00	.36	32500.00	31355.00	63855.00	.27

..NICNET..

## STATEMENT NO. ( 16 ): PLAN &amp; NON-PLAN BUDGETED EXPENDITURE ON TECHNICAL EDUCATION (Sub-head wise)

ACCOUNT: REVENUE ACCOUNT  
PROGRAM: OTHER EXPENDITURE

(RUPEES IN THOUSANDS)

SL. NO.	STATE/UNION TERRITORY	2004-05 (ACTUALS)				2005-06 (R.E.)				2006-07 (B.E.)			
		PLAN	NON-PLAN	TOTAL	% AGE TO TOTAL EXP. ON TEC. EDN.	PLAN	NON-PLAN	TOTAL	% AGE TO TOTAL EXP. ON TEC. EDN.	PLAN	NON-PLAN	TOTAL	% AGE TO TOTAL EXP. ON TEC. EDN.
1	ANDHRA PRADESH	300.00	0.00	300.00	.02	150.00	0.00	150.00	.01	300.00	0.00	300.00	.02
2	ARUNACHAL PRADESH	...	...	...	...	...	...	...	...	...	...	...	...
3	ASSAM	0.00	0.00	0.00	.00	10000.00	0.00	10000.00	3.46	0.00	0.00	0.00	.00
4	BIHAR	0.00	0.00	0.00	.00	2000.00	0.00	2000.00	.86	2000.00	0.00	2000.00	.48
5	CHHATTISGARH	1826.00	9399.00	11225.00	5.71	3060.00	11500.00	14560.00	4.66	3060.00	11000.00	14060.00	4.16
6	GOA	...	...	...	...	...	...	...	...	...	...	...	...
7	GUJARAT	19615.00	30513.00	50128.00	4.43	42417.00	27220.00	69637.00	5.45	46772.00	24880.00	71652.00	4.64
8	HARYANA	0.00	4251.00	4251.00	.84	0.00	5420.00	5420.00	.74	0.00	5065.00	5065.00	.64
9	HIMACHAL PRADESH	...	...	...	...	...	...	...	...	...	...	...	...
10	JAMMU & KASHMIR	...	...	...	...	...	...	...	...	...	...	...	...
11	JHARKHAND	56234.00	0.00	56234.00	11.07	798746.00	40.00	798786.00	75.99	779600.00	40.00	779640.00	73.55
12	KARNATAKA	48849.00	19657.00	68506.00	7.14	607598.00	37711.00	645309.00	37.68	708000.00	35712.00	743712.00	40.50
13	KERALA	53250.00	12546.00	65796.00	3.70	52893.00	21022.00	73915.00	4.33	30600.00	37462.00	68062.00	3.01
14	MADHYA PRADESH	12177.00	8379.00	20556.00	2.66	22735.00	5500.00	28235.00	3.18	31200.00	5500.00	36700.00	4.09
15	MAHARASHTRA	0.00	12517.00	12517.00	.38	0.00	11025.00	11025.00	.25	0.00	10971.00	10971.00	.28
16	MANIPUR	...	...	...	...	...	...	...	...	...	...	...	...
17	MEGHALAYA	1415.00	0.00	1415.00	.59	600.00	10.00	610.00	.28	4878.00	10.00	4888.00	10.96
18	MIZORAM	...	...	...	...	...	...	...	...	...	...	...	...
19	NAGALAND	2381.00	0.00	2381.00	2.03	2550.00	0.00	2550.00	1.47	1550.00	39.00	1589.00	2.32
20	ORISSA	0.00	6783.00	6783.00	3.12	30.00	7524.00	7554.00	2.96	43181.00	7524.00	50705.00	19.14
21	PUNJAB	0.00	52037.00	52037.00	19.55	0.00	102112.00	102112.00	28.64	0.00	101822.00	101822.00	28.54
22	RAJASTHAN	0.00	0.00	0.00	.00	1.00	0.00	1.00	.00	0.00	0.00	0.00	.00
23	SIKKIM	...	...	...	...	...	...	...	...	...	...	...	...
24	TAMIL NADU	0.00	75486.00	75486.00	6.03	0.00	91083.00	91083.00	5.43	28000.00	71968.00	99968.00	5.27
25	TRIPURA	702.00	1727.00	2429.00	6.60	2077.00	1905.00	3982.00	9.92	2299.00	2050.00	4349.00	9.98
26	UTTARANCHAL	2438.00	107127.00	109565.00	26.20	109801.00	11272.00	121073.00	23.65	180500.00	9150.00	189650.00	27.18
27	UTTAR PRADESH	0.00	16978.00	16978.00	1.49	0.00	17790.00	17790.00	2.37	0.00	18813.00	18813.00	1.29
28	WEST BENGAL	100000.00	11487.00	111487.00	26.87	550000.00	13084.00	563084.00	58.15	650000.00	13286.00	663286.00	60.58
	TOTAL STATES	299187.00	368887.00	668074.00	4.16	2204658.00	364218.00	2568876.00	12.53	2511940.00	355292.00	2867232.00	12.80
29	A. & N. ISLANDS	33626.00	0.00	33626.00	53.14	32500.00	0.00	32500.00	49.69	24000.00	0.00	24000.00	37.38
30	CHANDIGARH	...	...	...	...	...	...	...	...	...	...	...	...
31	DADRA & NAGAR HAVELI	...	...	...	...	...	...	...	...	...	...	...	...
32	DAMAN & DIU	982.00	0.00	982.00	6.88	1300.00	0.00	1300.00	6.25	1400.00	0.00	1400.00	6.17
33	DELHI	269.00	0.00	269.00	.05	400.00	0.00	400.00	.06	600.00	0.00	600.00	.08
34	LAKSHADWEEP	...	...	...	...	...	...	...	...	...	...	...	...
35	PONDICHERY	53900.00	0.00	53900.00	35.51	58900.00	0.00	58900.00	36.58	30000.00	0.00	30000.00	18.16
	TOTAL U.T.	88777.00	0.00	88777.00	9.11	93100.00	0.00	93100.00	8.22	56000.00	0.00	56000.00	4.66
	TOTAL (STATE & UTS)	387964.00	368887.00	756851.00	4.44	2297758.00	364218.00	2661976.00	12.31	2567940.00	355292.00	2923232.00	12.38

..NICNET..

## STATEMENT NO. ( 17 ) : PLAN &amp; NON-PLAN BUDGETED EXPENDITURE ON PHYSICAL EDUCATION

ACCOUNT: REVENUE ACCOUNT  
PROGRAM: TOTAL EXPENDITURE

(RUPEES IN THOUSANDS)

SL. NO.	STATE/UNION TERRITORY	2004-05 (ACTUALS)				2005-06 (R.E.)				2006-07 (B.E.)			
		PLAN	NON-PLAN	TOTAL	% AGE TO TOTAL EXP. ON EDUCATION	PLAN	NON-PLAN	TOTAL	% AGE TO TOTAL EXP. ON EDUCATION	PLAN	NON-PLAN	TOTAL	% AGE TO TOTAL EXP. ON EDUCATION
1	ANDHRA PRADESH	0.00	10099.00	10099.00	.02	735.00	13043.00	13778.00	.03	929.00	14419.00	15348.00	.03
2	ARUNACHAL PRADESH	0.00	5000.00	5000.00	.27	3963.00	4527.00	8490.00	.44	5500.00	7014.00	12514.00	.70
3	ASSAM	17983.00	61034.00	79017.00	.33	9000.00	57505.00	66505.00	.20	1200.00	69562.00	70762.00	.20
4	BIHAR	0.00	8966.00	8966.00	.03	0.00	24849.00	24849.00	.06	0.00	26695.00	26695.00	.05
5	CHHATTISGARH	0.00	2115.00	2115.00	.02	0.00	3387.00	3387.00	.02	0.00	3822.00	3822.00	.03
6	GOA	8736.00	15793.00	24529.00	.79	13641.00	25500.00	39141.00	1.26	29500.00	27200.00	56700.00	1.78
7	GUJARAT	0.00	14742.00	14742.00	.04	0.00	13000.00	13000.00	.03	0.00	11160.00	11160.00	.03
8	HARYANA	...	...	...	...	...	...	...	...	...	...	...	...
9	HIMACHAL PRADESH	0.00	1665.00	1665.00	.02	0.00	2126.00	2126.00	.02	0.00	2017.00	2017.00	.02
10	JAMMU & KASHMIR	0.00	67600.00	67600.00	1.01	0.00	59700.00	59700.00	.56	0.00	60900.00	60900.00	.53
11	JHARKHAND	0.00	2989.00	2989.00	.02	0.00	3102.00	3102.00	.02	0.00	4275.00	4275.00	.02
12	KARNATAKA	0.00	1207.00	1207.00	.00	0.00	1355.00	1355.00	.00	0.00	1432.00	1432.00	.00
13	KERALA	700.00	3884.00	4584.00	.01	0.00	3078.00	3078.00	.01	1000.00	5463.00	6463.00	.01
14	MADHYA PRADESH	0.00	6594.00	6594.00	.03	0.00	6010.00	6010.00	.02	0.00	6124.00	6124.00	.02
15	MAHARASHTRA	0.00	37459.00	37459.00	.04	0.00	44252.00	44252.00	.04	0.00	43689.00	43689.00	.04
16	MANIPUR	266.00	18869.00	19135.00	.62	600.00	26816.00	27416.00	.69	600.00	20858.00	21458.00	.64
17	MEGHALAYA	24.00	0.00	24.00	.00	50.00	39.00	89.00	.00	50.00	41.00	91.00	.00
18	MIZORAM	...	...	...	...	...	...	...	...	...	...	...	...
19	NAGALAND	...	...	...	...	...	...	...	...	...	...	...	...
20	ORISSA	5001.00	3630.00	8631.00	.04	9600.00	3579.00	13179.00	.06	15001.00	3697.00	18698.00	.08
21	PUNJAB	0.00	9932.00	9932.00	.05	0.00	9471.00	9471.00	.04	0.00	9827.00	9827.00	.04
22	RAJASTHAN	6233.00	15964.00	22197.00	.06	7250.00	18755.00	26005.00	.06	4100.00	19755.00	23855.00	.05
23	SIKKIM	...	...	...	...	...	...	...	...	...	...	...	...
24	TAMIL NADU	5001.00	8730.00	13731.00	.03	5000.00	9887.00	14887.00	.03	5000.00	13125.00	18125.00	.03
25	TRIPURA	2286.00	115597.00	117883.00	2.52	2068.00	127669.00	129737.00	2.58	2715.00	137791.00	140506.00	2.58
26	UTTARANCHAL	...	...	...	...	...	...	...	...	...	...	...	...
27	UTTAR PRADESH	0.00	888.00	888.00	.00	0.00	500.00	500.00	.00	0.00	500.00	500.00	.00
28	WEST BENGAL	7478.00	20630.00	28108.00	.06	8210.00	25866.00	34076.00	.06	12900.00	25060.00	37960.00	.06
TOTAL STATES		53708.00	433387.00	487095.00	.07	60117.00	484016.00	544133.00	.07	78495.00	514426.00	592921.00	.07
29	A. & N. ISLANDS	...	...	...	...	...	...	...	...	...	...	...	...
30	CHANDIGARH	100.00	1926.00	2026.00	.13	550.00	2420.00	2970.00	.17	100.00	2420.00	2520.00	.14
31	DADRA & NAGAR HAVELI	...	...	...	...	...	...	...	...	...	...	...	...
32	DAMAN & DIU	...	...	...	...	...	...	...	...	...	...	...	...
33	DELHI	482.00	641.00	1123.00	.01	2500.00	1061.00	3561.00	.02	1500.00	1087.00	2587.00	.01
34	LAKSHADWEEP	...	...	...	...	...	...	...	...	...	...	...	...
35	PONDICHERY	968.00	4039.00	5007.00	.30	796.00	4332.00	5128.00	.28	3807.00	4624.00	8431.00	.44
TOTAL U.T.		1550.00	6606.00	8156.00	.04	3846.00	7813.00	11659.00	.05	5407.00	8131.00	13538.00	.06
TOTAL (STATE & UTs)		55258.00	439993.00	495251.00	.07	63963.00	491829.00	555792.00	.07	83902.00	522557.00	606459.00	.07
CENTRE TOTAL		...	6500.00	6500.00	.00	...	6500.00	6500.00	.00	...	...	...	.00
GRAND TOTAL		55258.00	446493.00	501751.00	.06	63963.00	498329.00	562292.00	.06	83902.00	522557.00	606459.00	.05

.. NICNET ..

## STATEMENT NO. ( 18 ): PLAN &amp; NON-PLAN BUDGETED EXPENDITURE ON PHYSICAL EDUCATION (Sub-head wise)

ACCOUNT: REVENUE ACCOUNT  
PROGRAM: PHYSICAL EDUCATION

(RUPEES IN THOUSANDS)

SL. NO.	STATE/UNION TERRITORY	2004-05 (ACTUALS)				2005-06 (R.E.)				2006-07 (B.E.)			
		PLAN	NON-PLAN	TOTAL	% AGE TO TOTAL EXP. ON PHY. EDU.	PLAN	NON-PLAN	TOTAL	% AGE TO TOTAL EXP. ON PHY. EDU.	PLAN	NON-PLAN	TOTAL	% AGE TO TOTAL EXP. ON PHY. EDU.
1	ANDHRA PRADESH	0.00	10099.00	10099.00	100.00	735.00	13043.00	13778.00	100.00	929.00	14419.00	15348.00	100.00
2	ARUNACHAL PRADESH	0.00	5000.00	5000.00	100.00	3963.00	4527.00	8490.00	100.00	5500.00	7014.00	12514.00	100.00
3	ASSAM	17983.00	61034.00	79017.00	100.00	9000.00	57505.00	66505.00	100.00	1200.00	69562.00	70762.00	100.00
4	BIHAR	0.00	8966.00	8966.00	100.00	0.00	24849.00	24849.00	100.00	0.00	26695.00	26695.00	100.00
5	CHHATTISGARH	0.00	2115.00	2115.00	100.00	0.00	3387.00	3387.00	100.00	0.00	3822.00	3822.00	100.00
6	GOA	8736.00	15793.00	24529.00	100.00	13641.00	25500.00	39141.00	100.00	29500.00	27200.00	56700.00	100.00
7	GUJARAT	0.00	14742.00	14742.00	100.00	0.00	13000.00	13000.00	100.00	0.00	11160.00	11160.00	100.00
8	HARYANA	...	...	...	...	...	...	...	...	...	...	...	...
9	HIMACHAL PRADESH	0.00	1665.00	1665.00	100.00	0.00	2126.00	2126.00	100.00	0.00	2017.00	2017.00	100.00
10	JAMMU & KASHMIR	0.00	67600.00	67600.00	100.00	0.00	59700.00	59700.00	100.00	0.00	60900.00	60900.00	100.00
11	JHARKHAND	0.00	2989.00	2989.00	100.00	0.00	3102.00	3102.00	100.00	0.00	4275.00	4275.00	100.00
12	KARNATAKA	0.00	1207.00	1207.00	100.00	0.00	1355.00	1355.00	100.00	0.00	1432.00	1432.00	100.00
13	KERALA	700.00	3884.00	4584.00	100.00	0.00	3078.00	3078.00	100.00	1000.00	5463.00	6463.00	100.00
14	MADHYA PRADESH	0.00	6594.00	6594.00	100.00	0.00	6010.00	6010.00	100.00	0.00	6124.00	6124.00	100.00
15	MAHARASHTRA	0.00	37459.00	37459.00	100.00	0.00	44252.00	44252.00	100.00	0.00	43689.00	43689.00	100.00
16	MANIPUR	266.00	18869.00	19135.00	100.00	600.00	26816.00	27416.00	100.00	600.00	20858.00	21458.00	100.00
17	MEGHALAYA	24.00	0.00	24.00	100.00	50.00	39.00	89.00	100.00	50.00	41.00	91.00	100.00
18	MIZORAM	...	...	...	...	...	...	...	...	...	...	...	...
19	NAGALAND	...	...	...	...	...	...	...	...	...	...	...	...
20	ORISSA	5001.00	3630.00	8631.00	100.00	9600.00	3579.00	13179.00	100.00	15001.00	3697.00	18698.00	100.00
21	PUNJAB	0.00	9932.00	9932.00	100.00	0.00	9471.00	9471.00	100.00	0.00	9827.00	9827.00	100.00
22	RAJASTHAN	6233.00	15964.00	22197.00	100.00	7250.00	18755.00	26005.00	100.00	4100.00	19755.00	23855.00	100.00
23	SIKKIM	...	...	...	...	...	...	...	...	...	...	...	...
24	TAMIL NADU	5001.00	8730.00	13731.00	100.00	5000.00	9887.00	14887.00	100.00	5000.00	13125.00	18125.00	100.00
25	TRIPURA	2286.00	115597.00	117883.00	100.00	2068.00	127669.00	129737.00	100.00	2715.00	137791.00	140506.00	100.00
26	UTTARANCHAL	...	...	...	...	...	...	...	...	...	...	...	...
27	UTTAR PRADESH	0.00	888.00	888.00	100.00	0.00	500.00	500.00	100.00	0.00	500.00	500.00	100.00
28	WEST BENGAL	7478.00	20630.00	28108.00	100.00	8210.00	25866.00	34076.00	100.00	12900.00	25060.00	37960.00	100.00
TOTAL STATES		53708.00	433387.00	487095.00	100.00	60117.00	484016.00	544133.00	100.00	78495.00	514426.00	592921.00	100.00
29	A. & N. ISLANDS	...	...	...	...	...	...	...	...	...	...	...	...
30	CHANDIGARH	100.00	1926.00	2026.00	100.00	550.00	2420.00	2970.00	100.00	100.00	2420.00	2520.00	100.00
31	DADRA & NAGAR HAVELI	...	...	...	...	...	...	...	...	...	...	...	...
32	DAMAN & DIU	...	...	...	...	...	...	...	...	...	...	...	...
33	DELHI	482.00	641.00	1123.00	100.00	2500.00	1061.00	3561.00	100.00	1500.00	1087.00	2587.00	100.00
34	LAKSHADWEEP	...	...	...	...	...	...	...	...	...	...	...	...
35	PONDICHERRY	968.00	4039.00	5007.00	100.00	796.00	4332.00	5128.00	100.00	3807.00	4624.00	8431.00	100.00
TOTAL U.T.		1550.00	6606.00	8156.00	100.00	3846.00	7813.00	11659.00	100.00	5407.00	8131.00	13538.00	100.00
TOTAL (STATE & UTs)		55258.00	439993.00	495251.00	100.00	63963.00	491829.00	555792.00	100.00	83902.00	522557.00	606459.00	100.00

..NICNET..

## STATEMENT NO. ( 18 ): PLAN &amp; NON-PLAN BUDGETED EXPENDITURE ON PHYSICAL EDUCATION (Sub-head wise)

ACCOUNT: REVENUE ACCOUNT  
PROGRAM: PHYSICAL EDUCATION

(RUPEES IN THOUSANDS)

SL. NO.	STATE/UNION TERRITORY	2004-05 (ACTUALS)				2005-06 (R.E.)				2006-07 (B.E.)			
		PLAN	NON-PLAN	TOTAL	% AGE TO TOTAL EXP. ON PHY. EDU.	PLAN	NON-PLAN	TOTAL	% AGE TO TOTAL EXP. ON PHY. EDU.	PLAN	NON-PLAN	TOTAL	% AGE TO TOTAL EXP. ON PHY. EDU.
1	ANDHRA PRADESH	0.00	10099.00	10099.00	100.00	735.00	13043.00	13778.00	100.00	929.00	14419.00	15348.00	100.00
2	ARUNACHAL PRADESH	0.00	5000.00	5000.00	100.00	3963.00	4527.00	8490.00	100.00	5500.00	7014.00	12514.00	100.00
3	ASSAM	17983.00	61034.00	79017.00	100.00	9000.00	57505.00	66505.00	100.00	1200.00	69562.00	70762.00	100.00
4	BIHAR	0.00	8966.00	8966.00	100.00	0.00	24849.00	24849.00	100.00	0.00	26695.00	26695.00	100.00
5	CHHATTISGARH	0.00	2115.00	2115.00	100.00	0.00	3387.00	3387.00	100.00	0.00	3822.00	3822.00	100.00
6	GOA	8736.00	15793.00	24529.00	100.00	13641.00	25500.00	39141.00	100.00	29500.00	27200.00	56700.00	100.00
7	GUJARAT	0.00	14742.00	14742.00	100.00	0.00	13000.00	13000.00	100.00	0.00	11160.00	11160.00	100.00
8	HARYANA	...	...	...	...	...	...	...	...	...	...	...	...
9	HIMACHAL PRADESH	0.00	1665.00	1665.00	100.00	0.00	2126.00	2126.00	100.00	0.00	2017.00	2017.00	100.00
10	JAMMU & KASHMIR	0.00	67600.00	67600.00	100.00	0.00	59700.00	59700.00	100.00	0.00	60900.00	60900.00	100.00
11	JHARKHAND	0.00	2989.00	2989.00	100.00	0.00	3102.00	3102.00	100.00	0.00	4275.00	4275.00	100.00
12	KARNATAKA	0.00	1207.00	1207.00	100.00	0.00	1355.00	1355.00	100.00	0.00	1432.00	1432.00	100.00
13	KERALA	700.00	3884.00	4584.00	100.00	0.00	3078.00	3078.00	100.00	1000.00	5463.00	6463.00	100.00
14	MADHYA PRADESH	0.00	6594.00	6594.00	100.00	0.00	6010.00	6010.00	100.00	0.00	6124.00	6124.00	100.00
15	MAHARASHTRA	0.00	37459.00	37459.00	100.00	0.00	44252.00	44252.00	100.00	0.00	43689.00	43689.00	100.00
16	MANIPUR	266.00	18869.00	19135.00	100.00	600.00	26816.00	27416.00	100.00	600.00	20858.00	21458.00	100.00
17	MEGHALAYA	24.00	0.00	24.00	100.00	50.00	39.00	89.00	100.00	50.00	41.00	91.00	100.00
18	MIZORAM	...	...	...	...	...	...	...	...	...	...	...	...
19	NAGALAND	...	...	...	...	...	...	...	...	...	...	...	...
20	ORISSA	5001.00	3630.00	8631.00	100.00	9600.00	3579.00	13179.00	100.00	15001.00	3697.00	18698.00	100.00
21	PUNJAB	0.00	9932.00	9932.00	100.00	0.00	9471.00	9471.00	100.00	0.00	9827.00	9827.00	100.00
22	RAJASTHAN	6233.00	15964.00	22197.00	100.00	7250.00	18755.00	26005.00	100.00	4100.00	19755.00	23855.00	100.00
23	SIKKIM	...	...	...	...	...	...	...	...	...	...	...	...
24	TAMIL NADU	5001.00	8730.00	13731.00	100.00	5000.00	9887.00	14887.00	100.00	5000.00	13125.00	18125.00	100.00
25	TRIPURA	2286.00	115597.00	117883.00	100.00	2068.00	127669.00	129737.00	100.00	2715.00	137791.00	140506.00	100.00
26	UTTARANCHAL	...	...	...	...	...	...	...	...	...	...	...	...
27	UTTAR PRADESH	0.00	888.00	888.00	100.00	0.00	500.00	500.00	100.00	0.00	500.00	500.00	100.00
28	WEST BENGAL	7478.00	20630.00	28108.00	100.00	8210.00	25866.00	34076.00	100.00	12900.00	25060.00	37960.00	100.00
TOTAL STATES		53708.00	433387.00	487095.00	100.00	60117.00	484016.00	544133.00	100.00	78495.00	514426.00	592921.00	100.00
29	A. & N. ISLANDS	...	...	...	...	...	...	...	...	...	...	...	...
30	CHANDIGARH	100.00	1926.00	2026.00	100.00	550.00	2420.00	2970.00	100.00	100.00	2420.00	2520.00	100.00
31	DADRA & NAGAR HAVELI	...	...	...	...	...	...	...	...	...	...	...	...
32	DAMAN & DIU	...	...	...	...	...	...	...	...	...	...	...	...
33	DELHI	482.00	641.00	1123.00	100.00	2500.00	1061.00	3561.00	100.00	1500.00	1087.00	2587.00	100.00
34	LAKSHADWEEP	...	...	...	...	...	...	...	...	...	...	...	...
35	PONDICHERRY	968.00	4039.00	5007.00	100.00	796.00	4332.00	5128.00	100.00	3807.00	4624.00	8431.00	100.00
TOTAL U.T.		1550.00	6606.00	8156.00	100.00	3846.00	7813.00	11659.00	100.00	5407.00	8131.00	13538.00	100.00
TOTAL (STATE & UTs)		55258.00	439993.00	495251.00	100.00	63963.00	491829.00	555792.00	100.00	83902.00	522557.00	606459.00	100.00

..NICNET..

## STATEMENT NO. ( 19 ) : PLAN &amp; NON-PLAN BUDGETED EXPENDITURE ON GENERAL

ACCOUNT: REVENUE ACCOUNT  
PROGRAM: TOTAL EXPENDITURE

(RUPEES IN THOUSANDS)

SL. NO.	STATE/UNION TERRITORY	2004-05 (ACTUALS)				2005-06 (R.E.)				2006-07 (B.E.)			
		PLAN	NON-PLAN	TOTAL	% AGE TO TOTAL EXP. ON EDUCATION	PLAN	NON-PLAN	TOTAL	% AGE TO TOTAL EXP. ON EDUCATION	PLAN	NON-PLAN	TOTAL	% AGE TO TOTAL EXP. ON EDUCATION
1	ANDHRA PRADESH	55872.00	309733.00	365605.00	.86	123911.00	399417.00	523328.00	1.02	123257.00	430570.00	553827.00	.99
2	ARUNACHAL PRADESH	35906.00	16534.00	52440.00	2.80	8625.00	22493.00	31118.00	1.61	10150.00	13518.00	23668.00	1.33
3	ASSAM	72417.00	86076.00	158493.00	.65	7000.00	150645.00	157645.00	.48	3100.00	169308.00	172408.00	.49
4	BIHAR	1872.00	70673.00	72545.00	.28	5000.00	81862.00	86862.00	.19	25200.00	86048.00	111248.00	.23
5	CHHATTISGARH	4314.00	15476.00	19790.00	.18	9259.00	21898.00	31157.00	.22	337814.00	23590.00	361404.00	2.39
6	GOA	3235.00	24269.00	27504.00	.89	3200.00	27035.00	30235.00	.97	5300.00	29030.00	34330.00	1.08
7	GUJARAT	229552.00	365166.00	594718.00	1.54	514553.00	424806.00	939359.00	2.36	415130.00	382187.00	797317.00	1.91
8	HARYANA	4995.00	98127.00	103122.00	.63	1000.00	149086.00	150086.00	.73	20000.00	136978.00	156978.00	.71
9	HIMACHAL PRADESH	1640.00	43490.00	45130.00	.44	5701.00	43936.00	49637.00	.43	4401.00	45611.00	50012.00	.40
10	JAMMU & KASHMIR	0.00	20997.00	20997.00	.31	6255.00	26390.00	32645.00	.31	6869.00	28935.00	35804.00	.31
11	JHARKHAND	...	...	...	...	...	...	...	...	...	...	...	...
12	KARNATAKA	600034.00	41634.00	641668.00	1.50	809356.00	18465.00	827821.00	1.73	883170.00	31238.00	914408.00	1.73
13	KERALA	279640.00	48941.00	328581.00	.93	297763.00	42768.00	340531.00	1.01	307100.00	61611.00	368711.00	.77
14	MADHYA PRADESH	5581.00	48043.00	53624.00	.22	115500.00	61933.00	177433.00	.64	100100.00	62865.00	162965.00	.48
15	MAHARASHTRA	86413.00	745876.00	832289.00	.84	114519.00	667372.00	781891.00	.74	119265.00	632401.00	751666.00	.69
16	MANIPUR	4086.00	30640.00	34726.00	1.12	13878.00	44299.00	58177.00	1.47	5080.00	38221.00	43301.00	1.29
17	MEGHALAYA	18266.00	54031.00	72297.00	2.75	20000.00	71972.00	91972.00	3.17	20660.00	79875.00	100535.00	3.30
18	MIZORAM	13534.00	22928.00	36462.00	1.92	14011.00	23620.00	37631.00	1.72	14450.00	25100.00	39550.00	1.76
19	NAGALAND	...	...	...	...	...	...	...	...	...	...	...	...
20	ORISSA	603.00	11160.00	11763.00	.06	1000.00	15089.00	16089.00	.07	1200.00	14536.00	15736.00	.07
21	PUNJAB	0.00	100462.00	100462.00	.48	0.00	108890.00	108890.00	.46	0.00	112101.00	112101.00	.45
22	RAJASTHAN	4672.00	70919.00	75591.00	.19	7877.00	78225.00	86102.00	.19	17535.00	76947.00	94482.00	.19
23	SIKKIM	28798.00	23155.00	51953.00	3.39	27800.00	24086.00	51886.00	3.02	30201.00	22379.00	52580.00	2.96
24	TAMIL NADU	0.00	2313900.00	2313900.00	5.17	11130.00	3453064.00	3464194.00	7.06	34600.00	2500000.00	2534600.00	4.01
25	TRIPURA	66.00	89624.00	89690.00	1.92	596.00	99204.00	99800.00	1.99	935.00	108490.00	109425.00	2.01
26	UTTARANCHAL	688.00	45497.00	46185.00	.44	981.00	55634.00	56615.00	.44	6676.00	62329.00	69005.00	.49
27	UTTAR PRADESH	141875.00	231900.00	373775.00	.56	417892.00	173934.00	591826.00	.78	471154.00	161684.00	632838.00	.73
28	WEST BENGAL	49978.00	477070.00	527048.00	1.08	52743.00	702416.00	755159.00	1.38	59220.00	631515.00	690735.00	1.09
TOTAL STATES		1644037.00	5406321.00	7050358.00	1.07	2589550.00	6988539.00	9578089.00	1.25	3022567.00	5967067.00	8989634.00	1.05
29	A. & N. ISLANDS	25181.00	18101.00	43282.00	4.02	25043.00	19916.00	44959.00	3.99	23795.00	21987.00	45782.00	3.86
30	CHANDIGARH	500.00	13212.00	13712.00	.88	600.00	13700.00	14300.00	.83	400.00	14045.00	14445.00	.80
31	DADRA & NAGAR HAVELI	5301.00	4417.00	9718.00	4.45	5500.00	5700.00	11200.00	4.87	6200.00	6000.00	12200.00	5.38
32	DAMAN & DIU	6384.00	97.00	6481.00	3.61	10000.00	200.00	10200.00	5.15	8400.00	1500.00	9900.00	4.82
33	DELHI	110200.00	165873.00	276073.00	1.81	171200.00	245137.00	416337.00	2.52	188000.00	270580.00	458580.00	2.55
34	LAKSHADWEEP	0.00	6302.00	6302.00	2.69	550.00	6424.00	6974.00	3.18	500.00	7562.00	8062.00	3.34
35	PONDICHERRY	8148.00	27782.00	35930.00	2.15	6048.00	29359.00	35407.00	1.92	8315.00	29842.00	38157.00	1.98
TOTAL U.T.		155714.00	235784.00	391498.00	1.94	218941.00	320436.00	539377.00	2.47	235610.00	351516.00	587126.00	2.49
TOTAL (STATE & UTs)		1799751.00	5642105.00	7441856.00	1.09	2808491.00	7308975.00	10117466.00	1.28	3258177.00	6318583.00	9576760.00	1.09
CENTRE TOTAL		304919.00	497200.00	802119.00	.61	13316300.00	612000.00	13928300.00	7.60	15986000.00	582700.00	16568700.00	6.87
GRAND TOTAL		2104670.00	6139305.00	8243975.00	1.01	16124791.00	7920975.00	24045766.00	2.47	19244177.00	6901283.00	26145460.00	2.34

.NICNET..



## STATEMENT NO. ( 20 ): PLAN &amp; NON-PLAN BUDGETED EXPENDITURE ON GENERAL (Sub-head wise)

ACCOUNT: REVENUE ACCOUNT  
PROGRAM: DIRECTION & ADMINISTRATION

(RUPEES IN THOUSANDS)

SL. NO.	STATE/UNION TERRITORY	2004-05 (ACTUALS)				2005-06 (R.E.)				2006-07 (B.E.)			
		PLAN	NON-PLAN	TOTAL	% AGE TO TOTAL EXP. ON GENERAL	PLAN	NON-PLAN	TOTAL	% AGE TO TOTAL EXP. ON GENERAL	PLAN	NON-PLAN	TOTAL	% AGE TO TOTAL EXP. ON GENERAL
1	ANDHRA PRADESH	54970.00	277896.00	332866.00	91.05	1141777.00	361428.00	475605.00	90.88	103591.00	389220.00	492811.00	88.98
2	ARUNACHAL PRADESH	5816.00	16534.00	22350.00	42.62	8625.00	22493.00	31118.00	100.00	10150.00	13518.00	23668.00	100.00
3	ASSAM	3051.00	18384.00	21435.00	13.52	4476.00	19434.00	23910.00	15.17	850.00	88035.00	88885.00	51.56
4	BIHAR	0.00	13781.00	13781.00	19.00	0.00	16421.00	16421.00	18.90	0.00	18954.00	18954.00	17.04
5	CHHATTISGARH	386.00	13735.00	14121.00	71.35	3500.00	19398.00	22898.00	73.49	3750.00	21590.00	25340.00	7.01
6	GOA	3235.00	24244.00	27479.00	99.91	3200.00	26910.00	30110.00	99.59	5300.00	28905.00	34205.00	99.64
7	GUJARAT	94831.00	142912.00	237743.00	39.98	108853.00	146616.00	255469.00	27.20	104240.00	153463.00	257703.00	32.32
8	HARYANA	4995.00	98102.00	103097.00	99.98	1000.00	149061.00	150061.00	99.98	20000.00	136953.00	156953.00	99.98
9	HIMACHAL PRADESH	...	...	...	...	...	...	...	...	...	...	...	...
10	JAMMU & KASHMIR	...	...	...	...	...	...	...	...	...	...	...	...
11	JHARKHAND	...	...	...	...	...	...	...	...	...	...	...	...
12	KARNATAKA	0.00	2359.00	2359.00	.37	0.00	2649.00	2649.00	.32	0.00	2810.00	2810.00	.31
13	KERALA	...	...	...	...	...	...	...	...	...	...	...	...
14	MADHYA PRADESH	5581.00	34041.00	39622.00	73.89	24000.00	48605.00	72605.00	40.92	97600.00	49391.00	146991.00	90.20
15	MAHARASHTRA	0.00	254632.00	254632.00	30.59	4000.00	241943.00	245943.00	31.45	2500.00	225285.00	227785.00	30.30
16	MANIPUR	2291.00	16359.00	18650.00	53.71	9985.00	20819.00	30804.00	52.95	1280.00	18556.00	19836.00	45.81
17	MEGHALAYA	0.00	0.00	0.00	.00	0.00	0.00	0.00	.00	0.00	110.00	110.00	.11
18	MIZORAM	4237.00	9873.00	14110.00	38.70	3740.00	10190.00	13930.00	37.02	3900.00	10740.00	14640.00	37.02
19	NAGALAND	...	...	...	...	...	...	...	...	...	...	...	...
20	ORISSA	0.00	9422.00	9422.00	80.10	0.00	11378.00	11378.00	70.72	0.00	11010.00	11010.00	69.97
21	PUNJAB	0.00	100448.00	100448.00	99.99	0.00	107605.00	107605.00	98.82	0.00	111161.00	111161.00	99.16
22	RAJASTHAN	...	...	...	...	...	...	...	...	...	...	...	...
23	SIKKIM	22053.00	23155.00	45208.00	87.02	21800.00	24086.00	45886.00	88.44	24200.00	22379.00	46579.00	88.59
24	TAMIL NADU	...	...	...	...	...	...	...	...	...	...	...	...
25	TRIPURA	66.00	89624.00	89690.00	100.00	596.00	99204.00	99800.00	100.00	885.00	108490.00	109375.00	99.95
26	UTTARANCHAL	0.00	0.00	0.00	.00	0.00	0.00	0.00	.00	1764.00	0.00	1764.00	2.56
27	UTTAR PRADESH	0.00	8723.00	8723.00	2.33	0.00	8908.00	8908.00	1.51	0.00	9990.00	9990.00	1.58
28	WEST BENGAL	634.00	17840.00	18474.00	3.51	1000.00	492297.00	493297.00	65.32	1600.00	416433.00	418033.00	60.52
TOTAL STATES		202146.00	1172064.00	1374210.00	19.49	308952.00	1829445.00	2138397.00	22.33	381610.00	1836993.00	2218603.00	24.68
29	A. & N. ISLANDS	10636.00	17810.00	28446.00	65.72	5228.00	19438.00	24666.00	54.86	5950.00	21487.00	27437.00	59.93
30	CHANDIGARH	500.00	13212.00	13712.00	100.00	600.00	13700.00	14300.00	100.00	400.00	14045.00	14445.00	100.00
31	DADRA & NAGAR HAVELI	3901.00	3818.00	7719.00	79.43	4100.00	4200.00	8300.00	74.11	4700.00	4500.00	9200.00	75.41
32	DAMAN & DIU	...	...	...	...	...	...	...	...	...	...	...	...
33	DELHI	0.00	49653.00	49653.00	17.99	0.00	77087.00	77087.00	18.52	0.00	83741.00	83741.00	18.26
34	LAKSHADWEEP	...	...	...	...	...	...	...	...	...	...	...	...
35	PONDICHERRY	5953.00	21991.00	27944.00	77.77	2373.00	22971.00	25344.00	71.58	3681.00	23431.00	27112.00	71.05
TOTAL U.T.		20990.00	106484.00	127474.00	32.56	12301.00	137396.00	149697.00	27.75	14731.00	147204.00	161935.00	27.58
TOTAL (STATE & UTs)		223136.00	1278548.00	1501684.00	20.18	321253.00	1966841.00	2288094.00	22.62	396341.00	1984197.00	2380538.00	24.86

. . NICNET . .

## STATEMENT NO. ( 20 ): PLAN &amp; NON-PLAN BUDGETED EXPENDITURE ON GENERAL (Sub-head wise)

ACCOUNT: REVENUE ACCOUNT  
PROGRAM: SCHOLARSHIPS

(RUPEES IN THOUSANDS)

SL. NO.	STATE/UNION TERRITORY	2004-05 (ACTUALS)				2005-06 (R.E.)				2006-07 (B.E.)			
		PLAN	NON-PLAN	TOTAL	% AGE TO TOTAL EXP. ON GENERAL	PLAN	NON-PLAN	TOTAL	% AGE TO TOTAL EXP. ON GENERAL	PLAN	NON-PLAN	TOTAL	% AGE TO TOTAL EXP. ON GENERAL
1	ANDHRA PRADESH	...	...	...	...	...	...	...	...	...	...	...	...
2	ARUNACHAL PRADESH	...	...	...	...	...	...	...	...	...	...	...	...
3	ASSAM	...	...	...	...	...	...	...	...	...	...	...	...
4	BIHAR	...	...	...	...	...	...	...	...	...	...	...	...
5	CHHATTISGARH	0.00	164.00	164.00	.83	0.00	400.00	400.00	1.28	0.00	400.00	400.00	.11
6	GOA	...	...	...	...	...	...	...	...	...	...	...	...
7	GUJARAT	0.00	15033.00	15033.00	2.53	17500.00	7755.00	25255.00	2.69	33601.00	6812.00	40413.00	5.07
8	HARYANA	...	...	...	...	...	...	...	...	...	...	...	...
9	HIMACHAL PRADESH	400.00	6107.00	6507.00	14.42	401.00	4468.00	4869.00	9.81	401.00	4468.00	4869.00	9.74
10	JAMMU & KASHMIR	...	...	...	...	...	...	...	...	...	...	...	...
11	JHARKHAND	...	...	...	...	...	...	...	...	...	...	...	...
12	KARNATAKA	0.00	41.00	41.00	.01	0.00	200.00	200.00	.02	0.00	200.00	200.00	.02
13	KERALA	...	...	...	...	...	...	...	...	...	...	...	...
14	MADHYA PRADESH	0.00	1440.00	1440.00	2.69	0.00	1125.00	1125.00	.63	0.00	1235.00	1235.00	.76
15	MAHARASHTRA	5995.00	33210.00	39205.00	4.71	5000.00	41016.00	46016.00	5.89	10000.00	42766.00	52766.00	7.02
16	MANIPUR	0.00	0.00	0.00	.00	0.00	100.00	100.00	.17	0.00	100.00	100.00	.23
17	MEGHALAYA	...	...	...	...	...	...	...	...	...	...	...	...
18	MIZORAM	...	...	...	...	...	...	...	...	...	...	...	...
19	NAGALAND	...	...	...	...	...	...	...	...	...	...	...	...
20	ORISSA	...	...	...	...	...	...	...	...	...	...	...	...
21	PUNJAB	0.00	14.00	14.00	.01	0.00	210.00	210.00	.19	0.00	165.00	165.00	.15
22	RAJASTHAN	...	...	...	...	...	...	...	...	...	...	...	...
23	SIKKIM	6745.00	0.00	6745.00	12.98	6000.00	0.00	6000.00	11.56	6001.00	0.00	6001.00	11.41
24	TAMIL NADU	0.00	0.00	0.00	.00	11130.00	0.00	11130.00	.32	27680.00	0.00	27680.00	1.09
25	TRIPURA	...	...	...	...	...	...	...	...	...	...	...	...
26	UTTARANCHAL	...	...	...	...	...	...	...	...	...	...	...	...
27	UTTAR PRADESH	0.00	0.00	0.00	.00	0.00	15.00	15.00	.00	0.00	15.00	15.00	.00
28	WEST BENGAL	125.00	4939.00	5064.00	.96	10400.00	14873.00	25273.00	3.35	10000.00	10983.00	20983.00	3.04
TOTAL STATES		13265.00	60948.00	74213.00	1.05	50431.00	70162.00	120593.00	1.26	87683.00	67144.00	154827.00	1.72
29	A. & N. ISLANDS	0.00	159.00	159.00	.37	0.00	200.00	200.00	.44	0.00	200.00	200.00	.44
30	CHANDIGARH	...	...	...	...	...	...	...	...	...	...	...	...
31	DADRA & NAGAR HAVELI	1400.00	599.00	1999.00	20.57	1400.00	1500.00	2900.00	25.89	1500.00	1500.00	3000.00	24.59
32	DAMAN & DIU	8.00	97.00	105.00	1.62	200.00	200.00	400.00	3.92	150.00	200.00	350.00	3.54
33	DELHI	50574.00	0.00	50574.00	18.32	91500.00	0.00	91500.00	21.98	85000.00	0.00	85000.00	18.54
34	LAKSHADWEEP	...	...	...	...	...	...	...	...	...	...	...	...
35	PONDICHERRY	83.00	77.00	160.00	.45	170.00	400.00	570.00	1.61	3.00	300.00	303.00	.79
TOTAL U.T.		52065.00	932.00	52997.00	13.54	93270.00	2300.00	95570.00	17.72	86653.00	2200.00	88853.00	15.13
TOTAL (STATE & UTs)		65330.00	61880.00	127210.00	1.71	143701.00	72462.00	216163.00	2.14	174336.00	69344.00	243680.00	2.54

. NICNET .

## STATEMENT NO. ( 20 ): PLAN &amp; NON-PLAN BUDGETED EXPENDITURE ON GENERAL (Sub-head wise)

ACCOUNT: REVENUE ACCOUNT  
PROGRAM: RESEARCH

(RUPEES IN THOUSANDS)

SL. NO.	STATE/UNION TERRITORY	2004-05 (ACTUALS)				2005-06 (R.E.)				2006-07 (B.E.)			
		PLAN	NON-PLAN	TOTAL	% AGE TO TOTAL EXP. ON GENERAL	PLAN	NON-PLAN	TOTAL	% AGE TO TOTAL EXP. ON GENERAL	PLAN	NON-PLAN	TOTAL	% AGE TO TOTAL EXP. ON GENERAL
1	ANDHRA PRADESH	...	...	...	...	...	...	...	...	...	...	...	...
2	ARUNACHAL PRADESH	...	...	...	...	...	...	...	...	...	...	...	...
3	ASSAM	40781.00	0.00	40781.00	25.73	100.00	0.00	100.00	.06	80.00	0.00	80.00	.05
4	BIHAR	1872.00	54545.00	56417.00	77.77	5000.00	64762.00	69762.00	80.31	25200.00	66417.00	91617.00	82.35
5	CHHATTISGARH	...	...	...	...	...	...	...	...	...	...	...	...
6	GOA	...	...	...	...	...	...	...	...	...	...	...	...
7	GUJARAT	...	...	...	...	...	...	...	...	...	...	...	...
8	HARYANA	...	...	...	...	...	...	...	...	...	...	...	...
9	HIMACHAL PRADESH	...	...	...	...	...	...	...	...	...	...	...	...
10	JAMMU & KASHMIR	0.00	8906.00	8906.00	42.42	0.00	10720.00	10720.00	32.84	0.00	12030.00	12030.00	33.60
11	JHARKHAND	...	...	...	...	...	...	...	...	...	...	...	...
12	KARNATAKA	...	...	...	...	...	...	...	...	...	...	...	...
13	KERALA	13600.00	16668.00	30268.00	9.21	7800.00	7082.00	14882.00	4.37	13500.00	19710.00	33210.00	9.01
14	MADHYA PRADESH	...	...	...	...	...	...	...	...	...	...	...	...
15	MAHARASHTRA	14582.00	1700.00	16282.00	1.96	2000.00	2839.00	4839.00	.62	2000.00	2074.00	4074.00	.54
16	MANIPUR	0.00	0.00	0.00	.00	5.00	0.00	5.00	.01	5.00	0.00	5.00	.01
17	MEGHALAYA	...	...	...	...	...	...	...	...	...	...	...	...
18	MIZORAM	1392.00	544.00	1936.00	5.31	1800.00	640.00	2440.00	6.48	2100.00	690.00	2790.00	7.05
19	NAGALAND	...	...	...	...	...	...	...	...	...	...	...	...
20	ORISSA	...	...	...	...	...	...	...	...	...	...	...	...
21	PUNJAB	...	...	...	...	...	...	...	...	...	...	...	...
22	RAJASTHAN	249.00	26571.00	26820.00	35.48	545.00	30610.00	31155.00	36.18	3200.00	29420.00	32620.00	34.53
23	SIKKIM	...	...	...	...	...	...	...	...	...	...	...	...
24	TAMIL NADU	...	...	...	...	...	...	...	...	...	...	...	...
25	TRIPURA	...	...	...	...	...	...	...	...	...	...	...	...
26	UTTARANCHAL	0.00	562.00	562.00	1.22	0.00	868.00	868.00	1.53	0.00	713.00	713.00	1.03
27	UTTAR PRADESH	0.00	10037.00	10037.00	2.69	0.00	12078.00	12078.00	2.04	0.00	11919.00	11919.00	1.88
28	WEST BENGAL	0.00	106.00	106.00	.02	0.00	131.00	131.00	.02	0.00	142.00	142.00	.02
TOTAL STATES		72476.00	119639.00	192115.00	2.72	17250.00	129730.00	146980.00	1.53	46085.00	143115.00	189200.00	2.10
29	A. & N. ISLANDS	...	...	...	...	...	...	...	...	...	...	...	...
30	CHANDIGARH	...	...	...	...	...	...	...	...	...	...	...	...
31	DADRA & NAGAR HAVELI	...	...	...	...	...	...	...	...	...	...	...	...
32	DAMAN & DIU	...	...	...	...	...	...	...	...	...	...	...	...
33	DELHI	...	...	...	...	...	...	...	...	...	...	...	...
34	LAKSHADWEEP	...	...	...	...	...	...	...	...	...	...	...	...
35	PONDICHERRY	0.00	976.00	976.00	2.72	0.00	1077.00	1077.00	3.04	0.00	1054.00	1054.00	2.76
TOTAL U.T.		0.00	976.00	976.00	.25	0.00	1077.00	1077.00	.20	0.00	1054.00	1054.00	.18
TOTAL (STATE & UTs)		72476.00	120615.00	193091.00	2.59	17250.00	130807.00	148057.00	1.46	46085.00	144169.00	190254.00	1.99

. NICNET .

## STATEMENT NO. ( 20 ): PLAN &amp; NON-PLAN BUDGETED EXPENDITURE ON GENERAL (Sub-head wise)

ACCOUNT: REVENUE ACCOUNT  
PROGRAM: TRAINING

(RUPEES IN THOUSANDS)

SL. NO.	STATE/UNION TERRITORY	2004-05 (ACTUALS)				2005-06 (R.E.)				2006-07 (B.E.)			
		PLAN	NON-PLAN	TOTAL	% AGE TO TOTAL EXP. ON GENERAL	PLAN	NON-PLAN	TOTAL	% AGE TO TOTAL EXP. ON GENERAL	PLAN	NON-PLAN	TOTAL	% AGE TO TOTAL EXP. ON GENERAL
1	ANDHRA PRADESH	57.00	15133.00	15190.00	4.15	5029.00	18191.00	23220.00	4.44	6309.00	19607.00	25916.00	4.68
2	ARUNACHAL PRADESH	...	...	...	...	...	...	...	...	...	...	...	...
3	ASSAM	28585.00	64788.00	93373.00	58.91	2424.00	68089.00	70513.00	44.73	2170.00	74596.00	76766.00	44.53
4	BIHAR	...	...	...	...	...	...	...	...	...	...	...	...
5	CHHATTISGARH	...	...	...	...	...	...	...	...	...	...	...	...
6	GOA	...	...	...	...	...	...	...	...	...	...	...	...
7	GUJARAT	0.00	101640.00	101640.00	17.09	0.00	119645.00	119645.00	12.74	0.00	120588.00	120588.00	15.12
8	HARYANA	...	...	...	...	...	...	...	...	...	...	...	...
9	HIMACHAL PRADESH	...	...	...	...	...	...	...	...	...	...	...	...
10	JAMMU & KASHMIR	0.00	12091.00	12091.00	57.58	6255.00	15670.00	21925.00	67.16	6869.00	16905.00	23774.00	66.40
11	JHARKHAND	...	...	...	...	...	...	...	...	...	...	...	...
12	KARNATAKA	...	...	...	...	...	...	...	...	...	...	...	...
13	KERALA	1200.00	24767.00	25967.00	7.90	30964.00	34415.00	65379.00	19.20	2000.00	34371.00	36371.00	9.86
14	MADHYA PRADESH	...	...	...	...	...	...	...	...	...	...	...	...
15	MAHARASHTRA	356.00	56251.00	56607.00	6.80	1000.00	63909.00	64909.00	8.30	1900.00	65517.00	67417.00	8.97
16	MANIPUR	1695.00	14281.00	15976.00	46.01	2883.00	20980.00	23863.00	41.02	2785.00	17165.00	19950.00	46.07
17	MEGHALAYA	15216.00	43996.00	59212.00	81.90	16970.00	58496.00	75466.00	82.05	17330.00	64631.00	81961.00	81.52
18	MIZORAM	...	...	...	...	...	...	...	...	...	...	...	...
19	NAGALAND	...	...	...	...	...	...	...	...	...	...	...	...
20	ORISSA	603.00	1127.00	1730.00	14.71	1000.00	1424.00	2424.00	15.07	1200.00	1265.00	2465.00	15.66
21	PUNJAB	...	...	...	...	...	...	...	...	...	...	...	...
22	RAJASTHAN	1907.00	40393.00	42300.00	55.96	2000.00	43120.00	45120.00	52.40	3000.00	43070.00	46070.00	48.76
23	SIKKIM	...	...	...	...	...	...	...	...	...	...	...	...
24	TAMIL NADU	...	...	...	...	...	...	...	...	...	...	...	...
25	TRIPURA	...	...	...	...	...	...	...	...	...	...	...	...
26	UTTARANCHAL	0.00	5295.00	5295.00	11.46	0.00	7241.00	7241.00	12.79	0.00	7673.00	7673.00	11.12
27	UTTAR PRADESH	138014.00	212834.00	350848.00	93.87	412922.00	112095.00	525017.00	88.71	432397.00	108444.00	540841.00	85.46
28	WEST BENGAL	...	...	...	...	...	...	...	...	...	...	...	...
TOTAL STATES		187633.00	592596.00	780229.00	11.07	481447.00	563275.00	1044722.00	10.91	475960.00	573832.00	1049792.00	11.68
29	A. & N. ISLANDS	...	...	...	...	...	...	...	...	...	...	...	...
30	CHANDIGARH	...	...	...	...	...	...	...	...	...	...	...	...
31	DADRA & NAGAR HAVELI	...	...	...	...	...	...	...	...	...	...	...	...
32	DAMAN & DIU	...	...	...	...	...	...	...	...	...	...	...	...
33	DELHI	0.00	237.00	237.00	.09	0.00	629.00	629.00	.15	0.00	800.00	800.00	.17
34	LAKSHADWEEP	...	...	...	...	...	...	...	...	...	...	...	...
35	PONDICHERRY	...	...	...	...	...	...	...	...	...	...	...	...
TOTAL U.T.		0.00	237.00	237.00	.06	0.00	629.00	629.00	.12	0.00	800.00	800.00	.14
TOTAL (STATE & UTs)		187633.00	592833.00	780466.00	10.49	481447.00	563904.00	1045351.00	10.33	475960.00	574632.00	1050592.00	10.97

.. NICNET ..

## STATEMENT NO. ( 20 ): PLAN &amp; NON-PLAN BUDGETED EXPENDITURE ON GENERAL (Sub-head wise)

ACCOUNT: REVENUE ACCOUNT  
PROGRAM: OTHER EXPENDITURE

(RUPEES IN THOUSANDS)

SL. NO.	STATE/UNION TERRITORY	2004-05 (ACTUALS)				2005-06 (R.E.)				2006-07 (B.E.)			
		PLAN	NON-PLAN	TOTAL	% AGE TO TOTAL EXP. ON GENERAL	PLAN	NON-PLAN	TOTAL	% AGE TO TOTAL EXP. ON GENERAL	PLAN	NON-PLAN	TOTAL	% AGE TO TOTAL EXP. ON GENERAL
1	ANDHRA PRADESH	845.00	16704.00	17549.00	4.80	4705.00	19798.00	24503.00	4.68	13357.00	21743.00	35100.00	6.34
2	ARUNACHAL PRADESH	30090.00	0.00	30090.00	57.38	0.00	0.00	0.00	.00	0.00	0.00	0.00	.00
3	ASSAM	0.00	2904.00	2904.00	1.83	0.00	63122.00	63122.00	40.04	0.00	6677.00	6677.00	3.87
4	BIHAR	0.00	2347.00	2347.00	3.24	0.00	679.00	679.00	.78	0.00	677.00	677.00	.61
5	CHHATTISGARH	3928.00	1577.00	5505.00	27.82	5759.00	2100.00	7859.00	25.22	334064.00	1600.00	335664.00	92.88
6	GOA	0.00	25.00	25.00	.09	0.00	125.00	125.00	.41	0.00	125.00	125.00	.36
7	GUJARAT	134721.00	105581.00	240302.00	40.41	388200.00	150790.00	538990.00	57.38	277289.00	101324.00	378613.00	47.49
8	HARYANA	0.00	25.00	25.00	.02	0.00	25.00	25.00	.02	0.00	25.00	25.00	.02
9	HIMACHAL PRADESH	1240.00	37383.00	38623.00	85.58	5300.00	39468.00	44768.00	90.19	4000.00	41143.00	45143.00	90.26
10	JAMMU & KASHMIR	...	...	...	...	...	...	...	...	...	...	...	...
11	JHARKHAND	...	...	...	...	...	...	...	...	...	...	...	...
12	KARNATAKA	600034.00	39234.00	639268.00	99.63	809356.00	15616.00	824972.00	99.66	883170.00	28228.00	911398.00	99.67
13	KERALA	264840.00	7506.00	272346.00	82.89	258999.00	1271.00	260270.00	76.43	291600.00	7530.00	299130.00	81.13
14	MADHYA PRADESH	0.00	12562.00	12562.00	23.43	91500.00	12203.00	103703.00	58.45	2500.00	12239.00	14739.00	9.04
15	MAHARASHTRA	65480.00	400083.00	465563.00	55.94	102519.00	317665.00	420184.00	53.74	102865.00	296759.00	399624.00	53.17
16	MANIPUR	100.00	0.00	100.00	.29	1005.00	2400.00	3405.00	5.85	1010.00	2400.00	3410.00	7.88
17	MEGHALAYA	3050.00	10035.00	13085.00	18.10	3030.00	13476.00	16506.00	17.95	3330.00	15134.00	18464.00	18.37
18	MIZORAM	7905.00	12511.00	20416.00	55.99	8471.00	12790.00	21261.00	56.50	8450.00	13670.00	22120.00	55.93
19	NAGALAND	...	...	...	...	...	...	...	...	...	...	...	...
20	ORISSA	0.00	611.00	611.00	5.19	0.00	2287.00	2287.00	14.21	0.00	2261.00	2261.00	14.37
21	PUNJAB	0.00	0.00	0.00	.00	0.00	1075.00	1075.00	.99	0.00	775.00	775.00	.69
22	RAJASTHAN	2516.00	3955.00	6471.00	8.56	5332.00	4495.00	9827.00	11.41	11335.00	4457.00	15792.00	16.71
23	SIKKIM	...	...	...	...	...	...	...	...	...	...	...	...
24	TAMIL NADU	0.00	2313900.00	2313900.00	100.00	0.00	3453064.00	3453064.00	99.68	6920.00	2500000.00	2506920.00	98.91
25	TRIPURA	0.00	0.00	0.00	.00	0.00	0.00	0.00	.00	50.00	0.00	50.00	.05
26	UTTARANCHAL	688.00	39640.00	40328.00	87.32	981.00	47525.00	48506.00	85.68	4912.00	53943.00	58855.00	85.29
27	UTTAR PRADESH	3861.00	306.00	4167.00	1.11	4970.00	40838.00	45808.00	7.74	38757.00	31316.00	70073.00	11.07
28	WEST BENGAL	49219.00	454185.00	503404.00	95.51	41343.00	195115.00	236458.00	31.31	47620.00	203957.00	251577.00	36.42
TOTAL STATES		1168517.00	3461074.00	4629591.00	65.66	1731470.00	4395927.00	6127397.00	63.97	2031229.00	3345983.00	5377212.00	59.82
29	A. & N. ISLANDS	14545.00	132.00	14677.00	33.91	19815.00	278.00	20093.00	44.69	17845.00	300.00	18145.00	39.63
30	CHANDIGARH	...	...	...	...	...	...	...	...	...	...	...	...
31	DADRA & NAGAR HAVELI	...	...	...	...	...	...	...	...	...	...	...	...
32	DAMAN & DIU	6376.00	0.00	6376.00	98.38	9800.00	0.00	9800.00	96.08	8250.00	1300.00	9550.00	96.46
33	DELHI	59626.00	115983.00	175609.00	63.61	79700.00	167421.00	247121.00	59.36	103000.00	186039.00	289039.00	63.03
34	LAKSHADWEEP	0.00	6302.00	6302.00	100.00	550.00	6424.00	6974.00	100.00	500.00	7562.00	8062.00	100.00
35	PONDICHERRY	2112.00	4738.00	6850.00	19.06	3505.00	4911.00	8416.00	23.77	4631.00	5057.00	9688.00	25.39
TOTAL U.T.		82659.00	127155.00	209814.00	53.59	113370.00	179034.00	292404.00	54.21	134226.00	200258.00	334484.00	56.97
TOTAL (STATE & UTs)		1251176.00	3588229.00	4839405.00	65.03	1844840.00	4574961.00	6419801.00	63.45	2165455.00	3546241.00	5711696.00	59.64

. NICNET .

## STATEMENT NO. ( 21 ): PLAN &amp; NON-PLAN BUDGETED EXPENDITURE ON LANGUAGE DEVELOPMENT

ACCOUNT: REVENUE ACCOUNT		(RUPEES IN THOUSANDS)											
PROGRAM: TOTAL EXPENDITURE													
SL. NO.	STATE/UNION TERRITORY	2004-05 (ACTUALS)				2005-06 (R.E.)				2006-07 (B.E.)			
		PLAN	NON-PLAN	TOTAL	% AGE TO TOTAL EXP. ON EDUCATION	PLAN	NON-PLAN	TOTAL	% AGE TO TOTAL EXP. ON EDUCATION	PLAN	NON-PLAN	TOTAL	% AGE TO TOTAL EXP. ON EDUCATION
1	ANDHRA PRADESH	100.00	136426.00	136526.00	.32	10150.00	172888.00	183038.00	.36	5150.00	181735.00	186885.00	.33
2	ARUNACHAL PRADESH	0.00	6920.00	6920.00	.37	0.00	5515.00	5515.00	.29	0.00	5703.00	5703.00	.32
3	ASSAM	1816.00	148630.00	150446.00	.62	34495.00	235456.00	269951.00	.82	27750.00	256858.00	284608.00	.82
4	BIHAR	800.00	716007.00	716807.00	2.76	800.00	579009.00	579809.00	1.29	800.00	578699.00	579499.00	1.18
5	CHHATTISGARH	0.00	3384.00	3384.00	.03	2500.00	4174.00	6674.00	.05	2500.00	4470.00	6970.00	.05
6	GOA	13615.00	89.00	13704.00	.44	10300.00	200.00	10500.00	.34	12800.00	200.00	13000.00	.41
7	GUJARAT	8050.00	32357.00	40407.00	.10	8770.00	23519.00	32289.00	.08	13558.00	21558.00	35116.00	.08
8	HARYANA	10000.00	0.00	10000.00	.06	13300.00	0.00	13300.00	.06	17000.00	0.00	17000.00	.08
9	HIMACHAL PRADESH	796.00	20471.00	21267.00	.21	10349.00	22071.00	32420.00	.28	10419.00	19450.00	29869.00	.24
10	JAMMU & KASHMIR	...	...	...	...	...	...	...	...	...	...	...	...
11	JHARKHAND	0.00	4472.00	4472.00	.04	0.00	59262.00	59262.00	.32	0.00	41603.00	41603.00	.21
12	KARNATAKA	6431.00	85614.00	92045.00	.22	20700.00	89752.00	110452.00	.23	44000.00	92744.00	136744.00	.26
13	KERALA	14325.00	126703.00	141028.00	.40	18035.00	145663.00	163698.00	.49	20100.00	168053.00	188153.00	.39
14	MADHYA PRADESH	1965.00	21462.00	23427.00	.09	2658.00	27983.00	30641.00	.11	0.00	33185.00	33185.00	.10
15	MAHARASHTRA	0.00	447.00	447.00	.00	0.00	482.00	482.00	.00	0.00	485.00	485.00	.00
16	MANIPUR	1816.00	2408.00	4224.00	.14	1601.00	2068.00	3669.00	.09	2810.00	1790.00	4600.00	.14
17	MEGHALAYA	530.00	0.00	530.00	.02	150.00	5.00	155.00	.01	350.00	5.00	355.00	.01
18	MIZORAM	10964.00	92161.00	103125.00	5.42	9530.00	100037.00	109567.00	5.01	11310.00	106907.00	118217.00	5.27
19	NAGALAND	0.00	62582.00	62582.00	2.85	7900.00	75891.00	83791.00	3.13	7900.00	79974.00	87874.00	3.27
20	ORISSA	26397.00	44115.00	70512.00	.36	39346.00	73037.00	112383.00	.49	27088.00	75731.00	102819.00	.44
21	PUNJAB	6120.00	58469.00	64589.00	.31	39900.00	53227.00	93127.00	.40	4020.00	54296.00	58316.00	.24
22	RAJASTHAN	12709.00	402962.00	415671.00	1.07	25662.00	431231.00	456893.00	.99	31959.00	460093.00	492052.00	1.01
23	SIKKIM	679.00	0.00	679.00	.04	600.00	0.00	600.00	.03	600.00	0.00	600.00	.03
24	TAMIL NADU	6804.00	171003.00	177807.00	.40	12414.00	125675.00	138089.00	.28	13927.00	145561.00	159488.00	.25
25	TRIPURA	0.00	16994.00	16994.00	.36	0.00	18065.00	18065.00	.36	210.00	19418.00	19628.00	.36
26	UTTARANCHAL	0.00	30674.00	30674.00	.29	0.00	34263.00	34263.00	.27	0.00	34598.00	34598.00	.25
27	UTTAR PRADESH	1000.00	417617.00	418617.00	.62	1201.00	599091.00	600292.00	.79	701.00	505173.00	505874.00	.58
28	WEST BENGAL	32579.00	77050.00	109629.00	.22	43686.00	152311.00	195997.00	.36	73745.00	272104.00	345849.00	.55
TOTAL STATES		157496.00	2679017.00	2836513.00	.43	314047.00	3030875.00	3344922.00	.44	328697.00	3160393.00	3489090.00	.41
29	A. & N. ISLANDS	1622.00	30.00	1652.00	.15	2838.00	30.00	2868.00	.25	3120.00	30.00	3150.00	.27
30	CHANDIGARH	587.00	3842.00	4429.00	.28	790.00	4450.00	5240.00	.30	1600.00	4640.00	6240.00	.35
31	DADRA & NAGAR HAVELI	...	...	...	...	...	...	...	...	...	...	...	...
32	DAMAN & DIU	...	...	...	...	...	...	...	...	...	...	...	...
33	DELHI	157.00	0.00	157.00	.00	8500.00	0.00	8500.00	.05	9000.00	0.00	9000.00	.05
34	LAKSHADWEEP	...	...	...	...	...	...	...	...	...	...	...	...
35	PONDICHERY	1764.00	0.00	1764.00	.11	2243.00	0.00	2243.00	.12	2180.00	0.00	2180.00	.11
TOTAL U.T.		4130.00	3872.00	8002.00	.04	14371.00	4480.00	18851.00	.09	15900.00	4670.00	20570.00	.09
TOTAL (STATE & UTS)		161626.00	2682889.00	2844515.00	.42	328418.00	3035355.00	3363773.00	.43	344597.00	3165063.00	3509660.00	.40
CENTRE TOTAL		989800.00	373900.00	1363700.00	1.04	1027400.00	407500.00	1434900.00	.78	1650000.00	408500.00	2058500.00	.85
GRAND TOTAL		1151426.00	3056789.00	4208215.00	.52	1355818.00	3442855.00	4798673.00	.49	1994597.00	3573563.00	5568160.00	.50

## STATEMENT NO. ( 22 ): PLAN &amp; NON-PLAN BUDGETED EXPENDITURE ON LANGUAGE DEVELOPMENT (Sub-head wise)

ACCOUNT: REVENUE ACCOUNT

PROGRAM: PROMOTION OF MODERN INDIAN LANGUAGES &amp; LITERATURE

(RUPEES IN THOUSANDS)

SL. NO.	STATE/UNION TERRITORY	2004-05 (ACTUALS)				2005-06 (R.E.)				2006-07 (B.E.)			
		PLAN	NON-PLAN	TOTAL	% AGE TO TOTAL EXP. ON LNG. DVL.	PLAN	NON-PLAN	TOTAL	% AGE TO TOTAL EXP. ON LNG. DVL.	PLAN	NON-PLAN	TOTAL	% AGE TO TOTAL EXP. ON LNG. DVL.
1	ANDHRA PRADESH	0.00	21669.00	21669.00	15.87	10000.00	28419.00	38419.00	20.99	5000.00	29868.00	34868.00	18.66
2	ARUNACHAL PRADESH	...	...	...	...	...	...	...	...	...	...	...	...
3	ASSAM	...	...	...	...	...	...	...	...	...	...	...	...
4	BIHAR	800.00	480233.00	481033.00	67.11	800.00	380952.00	381752.00	65.84	800.00	381068.00	381868.00	65.90
5	CHHATTISGARH	0.00	2431.00	2431.00	71.84	2500.00	3242.00	5742.00	86.04	2500.00	3538.00	6038.00	86.63
6	GOA	...	...	...	...	...	...	...	...	...	...	...	...
7	GUJARAT	7600.00	10929.00	18529.00	45.86	7950.00	8344.00	16294.00	50.46	11100.00	6345.00	17445.00	49.68
8	HARYANA	10000.00	0.00	10000.00	100.00	13300.00	0.00	13300.00	100.00	17000.00	0.00	17000.00	100.00
9	HIMACHAL PRADESH	0.00	2035.00	2035.00	9.57	0.00	2476.00	2476.00	7.64	0.00	2346.00	2346.00	7.85
10	JAMMU & KASHMIR	...	...	...	...	...	...	...	...	...	...	...	...
11	JHARKHAND	...	...	...	...	...	...	...	...	...	...	...	...
12	KARNATAKA	0.00	2439.00	2439.00	2.65	10000.00	3087.00	13087.00	11.85	32500.00	2720.00	35220.00	25.76
13	KERALA	12325.00	22233.00	34558.00	24.50	16385.00	24284.00	40669.00	24.84	17500.00	26366.00	43866.00	23.31
14	MADHYA PRADESH	0.00	435.00	435.00	1.86	0.00	644.00	644.00	2.10	0.00	715.00	715.00	2.15
15	MAHARASHTRA	0.00	18.00	18.00	4.03	0.00	18.00	18.00	3.73	0.00	18.00	18.00	3.71
16	MANIPUR	1812.00	436.00	2248.00	53.22	1530.00	936.00	2466.00	67.21	2680.00	859.00	3539.00	76.93
17	MEGHALAYA	165.00	0.00	165.00	31.13	50.00	5.00	55.00	35.48	50.00	5.00	55.00	15.49
18	MIZORAM	10964.00	92161.00	103125.00	100.00	9530.00	100037.00	109567.00	100.00	11310.00	106907.00	118217.00	100.00
19	NAGALAND	0.00	62582.00	62582.00	100.00	7900.00	75891.00	83791.00	100.00	7900.00	79974.00	87874.00	100.00
20	ORISSA	2316.00	9907.00	12223.00	17.33	4184.00	15288.00	19472.00	17.33	3003.00	15835.00	18838.00	18.32
21	PUNJAB	6120.00	0.00	6120.00	9.48	39900.00	0.00	39900.00	42.84	4020.00	0.00	4020.00	6.89
22	RAJASTHAN	5033.00	4246.00	9279.00	2.23	7650.00	5660.00	13310.00	2.91	8850.00	5355.00	14205.00	2.89
23	SIKKIM	300.00	0.00	300.00	44.18	300.00	0.00	300.00	50.00	300.00	0.00	300.00	50.00
24	TAMIL NADU	501.00	16618.00	17119.00	9.63	7609.00	10454.00	18063.00	13.08	6500.00	10000.00	16500.00	10.35
25	TRIPURA	0.00	7667.00	7667.00	45.12	0.00	8270.00	8270.00	45.78	100.00	8953.00	9053.00	46.12
26	UTTARANCHAL	0.00	260.00	260.00	.85	0.00	274.00	274.00	.80	0.00	300.00	300.00	.87
27	UTTAR PRADESH	200.00	11555.00	11755.00	2.81	200.00	147888.00	148088.00	24.67	200.00	16783.00	16983.00	3.36
28	WEST BENGAL	4318.00	355.00	4673.00	4.26	4780.00	52181.00	56961.00	29.06	5475.00	56216.00	61691.00	17.84
	TOTAL STATES	62454.00	748209.00	810663.00	28.58	144568.00	868350.00	1012918.00	30.28	136788.00	754171.00	890959.00	25.54
29	A. & N. ISLANDS	1622.00	30.00	1652.00	100.00	2838.00	30.00	2868.00	100.00	3120.00	30.00	3150.00	100.00
30	CHANDIGARH	...	...	...	...	...	...	...	...	...	...	...	...
31	DADRA & NAGAR HAVELI	...	...	...	...	...	...	...	...	...	...	...	...
32	DAMAN & DIU	...	...	...	...	...	...	...	...	...	...	...	...
33	DELHI	...	...	...	...	...	...	...	...	...	...	...	...
34	LAKSHADWEEP	...	...	...	...	...	...	...	...	...	...	...	...
35	PONDICHERY	...	...	...	...	...	...	...	...	...	...	...	...
	TOTAL U.T.	1622.00	30.00	1652.00	20.64	2838.00	30.00	2868.00	15.21	3120.00	30.00	3150.00	15.31
	TOTAL (STATE & UTs)	64076.00	748239.00	812315.00	28.56	147406.00	868380.00	1015786.00	30.20	139908.00	754201.00	894109.00	25.48

. . NICNET . .

## STATEMENT NO. ( 22 ): PLAN &amp; NON-PLAN BUDGETED EXPENDITURE ON LANGUAGE DEVELOPMENT (Sub-head wise)

ACCOUNT: REVENUE ACCOUNT  
PROGRAM: SANSKRIT EDUCATION

(RUPEES IN THOUSANDS)

SL. NO.	STATE/UNION TERRITORY	2004-05 (ACTUALS)				2005-06 (R.E.)				2006-07 (B.E.)			
		PLAN	NON-PLAN	TOTAL	% AGE TO TOTAL EXP. ON LNG. DVL.	PLAN	NON-PLAN	TOTAL	% AGE TO TOTAL EXP. ON LNG. DVL.	PLAN	NON-PLAN	TOTAL	% AGE TO TOTAL EXP. ON LNG. DVL.
1	ANDHRA PRADESH	0.00	114757.00	114757.00	84.06	0.00	144469.00	144469.00	78.93	0.00	151867.00	151867.00	81.26
2	ARUNACHAL PRADESH	...	...	...	...	...	...	...	...	...	...	...	...
3	ASSAM	552.00	35474.00	36026.00	23.95	800.00	65338.00	66138.00	24.50	2250.00	61355.00	63605.00	22.35
4	BIHAR	0.00	235774.00	235774.00	32.89	0.00	198057.00	198057.00	34.16	0.00	197631.00	197631.00	34.10
5	CHHATTISGARH	0.00	953.00	953.00	28.16	0.00	932.00	932.00	13.96	0.00	932.00	932.00	13.37
6	GOA	...	...	...	...	...	...	...	...	...	...	...	...
7	GUJARAT	450.00	21428.00	21878.00	54.14	820.00	15175.00	15995.00	49.54	2458.00	15213.00	17671.00	50.32
8	HARYANA	...	...	...	...	...	...	...	...	...	...	...	...
9	HIMACHAL PRADESH	0.00	6334.00	6334.00	29.78	4300.00	9710.00	14010.00	43.21	4300.00	7396.00	11696.00	39.16
10	JAMMU & KASHMIR	...	...	...	...	...	...	...	...	...	...	...	...
11	JHARKHAND	0.00	4472.00	4472.00	100.00	0.00	9262.00	9262.00	15.63	0.00	9166.00	9166.00	22.03
12	KARNATAKA	6431.00	83175.00	89606.00	97.35	10700.00	86665.00	97365.00	88.15	11500.00	90024.00	101524.00	74.24
13	KERALA	500.00	0.00	500.00	.35	500.00	0.00	500.00	.31	1100.00	0.00	1100.00	.58
14	MADHYA PRADESH	1965.00	20841.00	22806.00	97.35	2658.00	26929.00	29587.00	96.56	0.00	32060.00	32060.00	96.61
15	MAHARASHTRA	0.00	429.00	429.00	95.97	0.00	464.00	464.00	96.27	0.00	467.00	467.00	96.29
16	MANIPUR	0.00	474.00	474.00	11.22	10.00	726.00	736.00	20.06	10.00	656.00	666.00	14.48
17	MEGHALAYA	316.00	0.00	316.00	59.62	50.00	0.00	50.00	32.26	100.00	0.00	100.00	28.17
18	MIZORAM	...	...	...	...	...	...	...	...	...	...	...	...
19	NAGALAND	...	...	...	...	...	...	...	...	...	...	...	...
20	ORISSA	20501.00	33668.00	54169.00	76.82	30920.00	55298.00	86218.00	76.72	20730.00	57445.00	78175.00	76.03
21	PUNJAB	...	...	...	...	...	...	...	...	...	...	...	...
22	RAJASTHAN	7420.00	384632.00	392052.00	94.32	17507.00	409163.00	426670.00	93.39	21838.00	437636.00	459474.00	93.38
23	SIKKIM	379.00	0.00	379.00	55.82	300.00	0.00	300.00	50.00	300.00	0.00	300.00	50.00
24	TAMIL NADU	0.00	20185.00	20185.00	11.35	0.00	12517.00	12517.00	9.06	0.00	17592.00	17592.00	11.03
25	TRIPURA	0.00	1276.00	1276.00	7.51	0.00	1345.00	1345.00	7.45	10.00	1465.00	1475.00	7.51
26	UTTARANCHAL	0.00	30414.00	30414.00	99.15	0.00	33989.00	33989.00	99.20	0.00	34298.00	34298.00	99.13
27	UTTAR PRADESH	0.00	404000.00	404000.00	96.51	1.00	447161.00	447162.00	74.49	1.00	483187.00	483188.00	95.52
28	WEST BENGAL	455.00	29848.00	30303.00	27.64	80.00	35959.00	36039.00	18.39	150.00	135956.00	136106.00	39.35
	TOTAL STATES	38969.00	1428134.00	1467103.00	51.72	68646.00	1553159.00	1621805.00	48.49	64747.00	1734346.00	1799093.00	51.56
29	A. & N. ISLANDS	...	...	...	...	...	...	...	...	...	...	...	...
30	CHANDIGARH	...	...	...	...	...	...	...	...	...	...	...	...
31	DADRA & NAGAR HAVELI	...	...	...	...	...	...	...	...	...	...	...	...
32	DAMAN & DIU	...	...	...	...	...	...	...	...	...	...	...	...
33	DELHI	157.00	0.00	157.00	100.00	8500.00	0.00	8500.00	100.00	9000.00	0.00	9000.00	100.00
34	LAKSHADWEEP	...	...	...	...	...	...	...	...	...	...	...	...
35	PONDICHERY	2.00	0.00	2.00	.11	0.00	0.00	0.00	.00	0.00	0.00	0.00	.00
	TOTAL U.T.	159.00	0.00	159.00	1.99	8500.00	0.00	8500.00	45.09	9000.00	0.00	9000.00	43.75
	TOTAL (STATE & UTs)	39128.00	1428134.00	1467262.00	51.58	77146.00	1553159.00	1630305.00	48.47	73747.00	1734346.00	1808093.00	51.52

..NICNET..



## STATEMENT NO. ( 22 ): PLAN &amp; NON-PLAN BUDGETED EXPENDITURE ON LANGUAGE DEVELOPMENT (Sub-head wise)

ACCOUNT: REVENUE ACCOUNT  
PROGRAM: DIRECTION & ADMINISTRATION

(RUPEES IN THOUSANDS)

SL. NO.	STATE/UNION TERRITORY	2004-05 (ACTUALS)				2005-06 (R.E.)				2006-07 (B.E.)			
		PLAN	NON-PLAN	TOTAL	% AGE TO TOTAL EXP. ON LNG. DVL.	PLAN	NON-PLAN	TOTAL	% AGE TO TOTAL EXP. ON LNG. DVL.	PLAN	NON-PLAN	TOTAL	% AGE TO TOTAL EXP. ON LNG. DVL.
1	ANDHRA PRADESH	...	...	...	...	...	...	...	...	...	...	...	...
2	ARUNACHAL PRADESH	0.00	6920.00	6920.00	100.00	0.00	5515.00	5515.00	100.00	0.00	5703.00	5703.00	100.00
3	ASSAM	80.00	872.00	952.00	.63	2500.00	1914.00	4414.00	1.64	500.00	1862.00	2362.00	.83
4	BIHAR	...	...	...	...	...	...	...	...	...	...	...	...
5	CHHATTISGARH	...	...	...	...	...	...	...	...	...	...	...	...
6	GOA	...	...	...	...	...	...	...	...	...	...	...	...
7	GUJARAT	...	...	...	...	...	...	...	...	...	...	...	...
8	HARYANA	...	...	...	...	...	...	...	...	...	...	...	...
9	HIMACHAL PRADESH	754.00	10530.00	11284.00	53.06	6003.00	8060.00	14063.00	43.38	6077.00	7993.00	14070.00	47.11
10	JAMMU & KASHMIR	...	...	...	...	...	...	...	...	...	...	...	...
11	JHARKHAND	...	...	...	...	...	...	...	...	...	...	...	...
12	KARNATAKA	...	...	...	...	...	...	...	...	...	...	...	...
13	KERALA	...	...	...	...	...	...	...	...	...	...	...	...
14	MADHYA PRADESH	...	...	...	...	...	...	...	...	...	...	...	...
15	MAHARASHTRA	...	...	...	...	...	...	...	...	...	...	...	...
16	MANIPUR	4.00	1498.00	1502.00	35.56	10.00	406.00	416.00	11.34	10.00	275.00	285.00	6.20
17	MEGHALAYA	49.00	0.00	49.00	9.25	50.00	0.00	50.00	32.26	200.00	0.00	200.00	56.34
18	MIZORAM	...	...	...	...	...	...	...	...	...	...	...	...
19	NAGALAND	...	...	...	...	...	...	...	...	...	...	...	...
20	ORISSA	...	...	...	...	...	...	...	...	...	...	...	...
21	PUNJAB	0.00	53983.00	53983.00	83.58	0.00	48287.00	48287.00	51.85	0.00	49165.00	49165.00	84.31
22	RAJASTHAN	0.00	2558.00	2558.00	.62	0.00	3356.00	3356.00	.73	0.00	3330.00	3330.00	.68
23	SIKKIM	...	...	...	...	...	...	...	...	...	...	...	...
24	TAMIL NADU	1655.00	24406.00	26061.00	14.66	554.00	24805.00	25359.00	18.36	230.00	30142.00	30372.00	19.04
25	TRIPURA	...	...	...	...	...	...	...	...	...	...	...	...
26	UTTARANCHAL	...	...	...	...	...	...	...	...	...	...	...	...
27	UTTAR PRADESH	0.00	1362.00	1362.00	.33	0.00	1681.00	1681.00	.28	0.00	1803.00	1803.00	.36
28	WEST BENGAL	...	...	...	...	...	...	...	...	...	...	...	...
TOTAL STATES		2542.00	102129.00	104671.00	3.69	9117.00	94024.00	103141.00	3.08	7017.00	100273.00	107290.00	3.08
29	A. & N. ISLANDS	...	...	...	...	...	...	...	...	...	...	...	...
30	CHANDIGARH	...	...	...	...	...	...	...	...	...	...	...	...
31	DADRA & NAGAR HAVELI	...	...	...	...	...	...	...	...	...	...	...	...
32	DAMAN & DIU	...	...	...	...	...	...	...	...	...	...	...	...
33	DELHI	...	...	...	...	...	...	...	...	...	...	...	...
34	LAKSHADWEEP	...	...	...	...	...	...	...	...	...	...	...	...
35	PONDICHERRY	...	...	...	...	...	...	...	...	...	...	...	...
TOTAL U.T.		0.00	0.00	0.00	.00	0.00	0.00	0.00	.00	0.00	0.00	0.00	.00
TOTAL (STATE & UTs)		2542.00	102129.00	104671.00	3.68	9117.00	94024.00	103141.00	3.07	7017.00	100273.00	107290.00	3.06

..NICNET..

## STATEMENT NO. ( 22 ): PLAN &amp; NON-PLAN BUDGETED EXPENDITURE ON LANGUAGE DEVELOPMENT (Sub-head wise)

ACCOUNT: REVENUE ACCOUNT  
PROGRAM: OTHER LANGUAGE EDUCATION

(RUPEES IN THOUSANDS)

SL. NO.	STATE/UNION TERRITORY	2004-05 (ACTUALS)				2005-06 (R.E.)				2006-07 (B.E.)			
		PLAN	NON-PLAN	TOTAL	% AGE TO TOTAL EXP. ON LNG. DVL.	PLAN	NON-PLAN	TOTAL	% AGE TO TOTAL EXP. ON LNG. DVL.	PLAN	NON-PLAN	TOTAL	% AGE TO TOTAL EXP. ON LNG. DVL.
1	ANDHRA PRADESH	...	...	...	...	...	...	...	...	...	...	...	...
2	ARUNACHAL PRADESH	...	...	...	...	...	...	...	...	...	...	...	...
3	ASSAM	...	...	...	...	...	...	...	...	...	...	...	...
4	BIHAR	...	...	...	...	...	...	...	...	...	...	...	...
5	CHHATTISGARH	...	...	...	...	...	...	...	...	...	...	...	...
6	GOA	...	...	...	...	...	...	...	...	...	...	...	...
7	GUJARAT	...	...	...	...	...	...	...	...	...	...	...	...
8	HARYANA	...	...	...	...	...	...	...	...	...	...	...	...
9	HIMACHAL PRADESH	...	...	...	...	...	...	...	...	...	...	...	...
10	JAMMU & KASHMIR	...	...	...	...	...	...	...	...	...	...	...	...
11	JHARKHAND	...	...	...	...	...	...	...	...	...	...	...	...
12	KARNATAKA	...	...	...	...	...	...	...	...	...	...	...	...
13	KERALA	...	...	...	...	...	...	...	...	...	...	...	...
14	MADHYA PRADESH	...	...	...	...	...	...	...	...	...	...	...	...
15	MAHARASHTRA	...	...	...	...	...	...	...	...	...	...	...	...
16	MANIPUR	...	...	...	...	...	...	...	...	...	...	...	...
17	MEGHALAYA	...	...	...	...	...	...	...	...	...	...	...	...
18	MIZORAM	...	...	...	...	...	...	...	...	...	...	...	...
19	NAGALAND	...	...	...	...	...	...	...	...	...	...	...	...
20	ORISSA	...	...	...	...	...	...	...	...	...	...	...	...
21	PUNJAB	...	...	...	...	...	...	...	...	...	...	...	...
22	RAJASTHAN	...	...	...	...	...	...	...	...	...	...	...	...
23	SIKKIM	...	...	...	...	...	...	...	...	...	...	...	...
24	TAMIL NADU	...	...	...	...	...	...	...	...	...	...	...	...
25	TRIPURA	...	...	...	...	...	...	...	...	...	...	...	...
26	UTTARANCHAL	...	...	...	...	...	...	...	...	...	...	...	...
27	UTTAR PRADESH	...	...	...	...	...	...	...	...	...	...	...	...
28	WEST BENGAL	...	...	...	...	...	...	...	...	...	...	...	...
TOTAL STATES		0.00	0.00	0.00	.00	0.00	0.00	0.00	.00	0.00	0.00	0.00	.00
29	A. & N. ISLANDS	...	...	...	...	...	...	...	...	...	...	...	...
30	CHANDIGARH	...	...	...	...	...	...	...	...	...	...	...	...
31	DADRA & NAGAR HAVELI	...	...	...	...	...	...	...	...	...	...	...	...
32	DAMAN & DIU	...	...	...	...	...	...	...	...	...	...	...	...
33	DELHI	...	...	...	...	...	...	...	...	...	...	...	...
34	LAKSHADWEEP	...	...	...	...	...	...	...	...	...	...	...	...
35	PONDICHERRY	...	...	...	...	...	...	...	...	...	...	...	...
TOTAL U.T.		0.00	0.00	0.00	.00	0.00	0.00	0.00	.00	0.00	0.00	0.00	.00
TOTAL (STATE & UTs)		...	...	0.00	.00	...	...	0.00	.00	...	...	0.00	.00

..NICNET..

## STATEMENT NO. ( 22 ): PLAN &amp; NON-PLAN BUDGETED EXPENDITURE ON LANGUAGE DEVELOPMENT (Sub-head wise)

ACCOUNT: REVENUE ACCOUNT  
PROGRAM: OTHER EXPENDITURE

(RUPEES IN THOUSANDS)

SL. NO.	STATE/UNION TERRITORY	2004-05 (ACTUALS)				2005-06 (R.E.)				2006-07 (B.E.)			
		PLAN	NON-PLAN	TOTAL	% AGE TO TOTAL EXP. ON LNG. DVL.	PLAN	NON-PLAN	TOTAL	% AGE TO TOTAL EXP. ON LNG. DVL.	PLAN	NON-PLAN	TOTAL	% AGE TO TOTAL EXP. ON LNG. DVL.
1	ANDHRA PRADESH	100.00	0.00	100.00	.07	150.00	0.00	150.00	.08	150.00	0.00	150.00	.08
2	ARUNACHAL PRADESH	...	...	...	...	...	...	...	...	...	...	...	...
3	ASSAM	1184.00	112284.00	113468.00	75.42	31195.00	168204.00	199399.00	73.86	25000.00	193641.00	218641.00	76.82
4	BIHAR	...	...	...	...	...	...	...	...	...	...	...	...
5	CHHATTISGARH	...	...	...	...	...	...	...	...	...	...	...	...
6	GOA	13615.00	89.00	13704.00	100.00	10300.00	200.00	10500.00	100.00	12800.00	200.00	13000.00	100.00
7	GUJARAT	...	...	...	...	...	...	...	...	...	...	...	...
8	HARYANA	...	...	...	...	...	...	...	...	...	...	...	...
9	HIMACHAL PRADESH	42.00	1572.00	1614.00	7.59	46.00	1825.00	1871.00	5.77	42.00	1715.00	1757.00	5.88
10	JAMMU & KASHMIR	...	...	...	...	...	...	...	...	...	...	...	...
11	JHARKHAND	0.00	0.00	0.00	.00	0.00	50000.00	50000.00	84.37	0.00	32437.00	32437.00	77.97
12	KARNATAKA	...	...	...	...	...	...	...	...	...	...	...	...
13	KERALA	1500.00	104470.00	105970.00	75.14	1150.00	121379.00	122529.00	74.85	1500.00	141687.00	143187.00	76.10
14	MADHYA PRADESH	0.00	186.00	186.00	.79	0.00	410.00	410.00	1.34	0.00	410.00	410.00	1.24
15	MAHARASHTRA	...	...	...	...	...	...	...	...	...	...	...	...
16	MANIPUR	0.00	0.00	0.00	.00	51.00	0.00	51.00	1.39	110.00	0.00	110.00	2.39
17	MEGHALAYA	...	...	...	...	...	...	...	...	...	...	...	...
18	MIZORAM	...	...	...	...	...	...	...	...	...	...	...	...
19	NAGALAND	...	...	...	...	...	...	...	...	...	...	...	...
20	ORISSA	3580.00	540.00	4120.00	5.84	4242.00	2451.00	6693.00	5.96	3355.00	2451.00	5806.00	5.65
21	PUNJAB	0.00	4486.00	4486.00	6.95	0.00	4940.00	4940.00	5.30	0.00	5131.00	5131.00	8.80
22	RAJASTHAN	256.00	11526.00	11782.00	2.83	505.00	13052.00	13557.00	2.97	1271.00	13772.00	15043.00	3.06
23	SIKKIM	...	...	...	...	...	...	...	...	...	...	...	...
24	TAMIL NADU	4648.00	109794.00	114442.00	64.36	4251.00	77899.00	82150.00	59.49	7197.00	87827.00	95024.00	59.58
25	TRIPURA	0.00	8051.00	8051.00	47.38	0.00	8450.00	8450.00	46.78	100.00	9000.00	9100.00	46.36
26	UTTARANCHAL	...	...	...	...	...	...	...	...	...	...	...	...
27	UTTAR PRADESH	800.00	700.00	1500.00	.36	1000.00	2361.00	3361.00	.56	500.00	3400.00	3900.00	.77
28	WEST BENGAL	27806.00	46847.00	74653.00	68.10	38826.00	64171.00	102997.00	52.55	68120.00	79932.00	148052.00	42.81
	TOTAL STATES	53531.00	400545.00	454076.00	16.01	91716.00	515342.00	607058.00	18.15	120145.00	571603.00	691748.00	19.83
29	A. & N. ISLANDS	...	...	...	...	...	...	...	...	...	...	...	...
30	CHANDIGARH	587.00	3842.00	4429.00	100.00	790.00	4450.00	5240.00	100.00	1600.00	4640.00	6240.00	100.00
31	DADRA & NAGAR HAVELI	...	...	...	...	...	...	...	...	...	...	...	...
32	DAMAN & DIU	...	...	...	...	...	...	...	...	...	...	...	...
33	DELHI	...	...	...	...	...	...	...	...	...	...	...	...
34	LAKSHADWEEP	...	...	...	...	...	...	...	...	...	...	...	...
35	PONDICHERY	1762.00	0.00	1762.00	99.89	2243.00	0.00	2243.00	100.00	2180.00	0.00	2180.00	100.00
	TOTAL U.T.	2349.00	3842.00	6191.00	77.37	3033.00	4450.00	7483.00	39.70	3780.00	4640.00	8420.00	40.93
	TOTAL (STATE & UTs)	55880.00	404387.00	460267.00	16.18	94749.00	519792.00	614541.00	18.27	123925.00	576243.00	700168.00	19.95

..NICNET..



STATEMENT NO. ( 23 A ) : BUDGETED EXPENDITURE ON EDUCATION ACCORDING TO HEADS OF CHARHES  
( CAPITAL ACCOUNT ) FOR 2004-05 (ACTUALS)

( RUPEES IN THOUSANDS )

STATE/ UNION TERRITORY	ELEMENTARY EDUCATION	SECONDARY EDUCATION	ADULT EDUCATION	UNIV.& HIGHER EDUCATION	TECHNICAL EDUCATION	PHYSICAL EDUCATION	GENERAL EDUCATION	LANGUAGE DEVELOPMENT	T O T A L
ANDHRA PRADESH	.00	.00	.00	55550.00	9.00	.00	.00	.00	55559.00
ARUNACHAL PRADESH	.00	.00	.00	.00	.00	.00	590.00	.00	590.00
ASSAM	.00	3142.00	.00	2936.00	2778.00	.00	.00	.00	8856.00
BIHAR	.00	.00	.00	.00	.00	.00	.00	.00	.00
CHHATTISGARH	3.00	73612.00	.00	66992.00	45826.00	.00	.00	.00	186433.00
GOA	11772.00	3166.00	.00	8166.00	19983.00	.00	30000.00	.00	73087.00
GUJARAT	13236.00	2863.00	.00	8169.00	58590.00	.00	.00	.00	82858.00
HARYANA	.00	659.00	.00	49178.00	10845.00	.00	.00	.00	60682.00
HIMACHAL PRADESH	21968.00	137629.00	.00	169300.00	38600.00	.00	.00	.00	367497.00
JAMMU & KASHMIR	.00	.00	.00	288200.00	370116.00	.00	.00	.00	658316.00
JHARKHAND	.00	.00	.00	.00	105419.00	.00	.00	.00	105419.00
KARNATAKA	.00	3876.00	.00	33154.00	2561.00	.00	.00	.00	39591.00
KERALA	316.00	2073.00	.00	31989.00	145636.00	.00	81150.00	.00	261164.00
MADHYA PRADESH	64642.00	8125.00	.00	51581.00	46867.00	.00	.00	.00	171215.00
MAHARASHTRA	.00	.00	.00	7343.00	33942.00	.00	.00	.00	41285.00
MANIPUR	.00	1212.00	.00	206804.00	16352.00	.00	60888.00	.00	285256.00
MEGHALAYA	2810.00	938.00	.00	10874.00	3622.00	.00	.00	.00	18244.00
MIZORAM	.00	.00	.00	14046.00	62905.00	.00	.00	.00	76951.00
NAGALAND	893.00	.00	.00	10984.00	.00	.00	1250.00	.00	13127.00
ORISSA	.00	986.00	.00	.00	.00	.00	.00	.00	986.00
PUNJAB	800.00	.00	.00	.00	.00	.00	3500.00	.00	4300.00
RAJASTHAN	14246.00	95998.00	.00	1431.00	20836.00	.00	.00	132.00	132643.00
SIKKIM	76631.00	12634.00	.00	26065.00	83184.00	.00	.00	.00	198514.00
TAMIL NADU	119.00	602942.00	.00	14618.00	26604.00	.00	.00	.00	644283.00
TRIPURA	173678.00	5484.00	.00	97625.00	41545.00	.00	627200.00	.00	945532.00
UTTARANCHAL	12623.00	199097.00	.00	71494.00	36033.00	.00	.00	.00	319247.00
UTTAR PRADESH	.00	286726.00	.00	100600.00	23199.00	.00	.00	.00	410525.00
WEST BENGAL	1131.00	6586.00	.00	4826.00	8373.00	.00	25800.00	.00	46716.00
<b>TOTAL STATES</b>	<b>394868.00</b>	<b>1447748.00</b>	<b>.00</b>	<b>1331925.00</b>	<b>1203825.00</b>	<b>.00</b>	<b>830378.00</b>	<b>132.00</b>	<b>5208876.00</b>
A. & N. ISLANDS	19873.00	20996.00	.00	14529.00	29574.00	.00	12323.00	.00	97295.00
CHANDIGARH	7500.00	37308.00	.00	13505.00	24480.00	.00	.00	.00	82793.00
DADRA & NAGAR HAVELI	.00	14000.00	.00	.00	8000.00	.00	.00	.00	22000.00
DAMAN & DIU	.00	.00	.00	.00	.00	.00	15650.00	.00	15650.00
DELHI	170966.00	540183.00	.00	59229.00	51998.00	.00	302899.00	.00	1125275.00
LAKSHADWEEP	.00	11630.00	.00	4500.00	.00	.00	.00	.00	16130.00
PONDICHERRY	48130.00	74992.00	.00	22700.00	.00	.00	8300.00	.00	154122.00
<b>TOTAL U.T.s</b>	<b>246469.00</b>	<b>699109.00</b>	<b>.00</b>	<b>114463.00</b>	<b>114052.00</b>	<b>.00</b>	<b>339172.00</b>	<b>.00</b>	<b>1513265.00</b>
<b>TOTAL (STATES &amp; UT)</b>	<b>641337.00</b>	<b>2146857.00</b>	<b>.00</b>	<b>1446388.00</b>	<b>1317877.00</b>	<b>.00</b>	<b>1169550.00</b>	<b>132.00</b>	<b>6722141.00</b>

..NICNET..

STATEMENT NO. ( 23 B ) : BUDGETED EXPENDITURE ON EDUCATION ACCORDING TO HEADS OF CHARHES  
( LOAN AND ADVANCES ACCOUNT ) FOR 2004-05 (ACTUALS)

( RUPEES IN THOUSANDS )

STATE/ UNION TERRITORY	ELEMENTARY EDUCATION	SECONDARY EDUCATION	ADULT EDUCATION	UNIV.& HIGHER EDUCATION	TECHNICAL EDUCATION	PHYSICAL EDUCATION	GENERAL EDUCATION	LANGUAGE DEVELOPMENT	T O T A L
ANDHRA PRADESH	.00	.00	.00	.00	.00	.00	.00	.00	.00
ARUNACHAL PRADESH	.00	.00	.00	.00	.00	.00	.00	.00	.00
ASSAM	.00	.00	.00	.00	.00	.00	.00	.00	.00
BIHAR	.00	.00	.00	.00	.00	.00	.00	.00	.00
CHHATTISGARH	.00	.00	.00	.00	.00	.00	.00	.00	.00
GOA	.00	.00	.00	.00	.00	.00	.00	.00	38481.00
GUJARAT	.00	.00	.00	.00	.00	.00	.00	.00	.00
HARYANA	.00	.00	.00	.00	.00	.00	.00	.00	.00
HIMACHAL PRADESH	.00	.00	.00	.00	.00	.00	.00	.00	.00
JAMMU & KASHMIR	.00	.00	.00	.00	.00	.00	.00	.00	.00
JHARKHAND	.00	.00	.00	.00	.00	.00	.00	.00	.00
KARNATAKA	.00	.00	.00	.00	.00	.00	.00	.00	.00
KERALA	.00	.00	.00	.00	.00	.00	.00	.00	.00
MADHYA PRADESH	.00	.00	.00	.00	.00	.00	.00	.00	34090.00
MAHARASHTRA	.00	.00	.00	.00	.00	.00	.00	.00	.00
MANIPUR	.00	.00	.00	.00	.00	.00	.00	.00	.00
MEGHALAYA	.00	.00	.00	.00	.00	.00	.00	.00	.00
MIZORAM	.00	.00	.00	.00	.00	.00	.00	.00	.00
NAGALAND	.00	.00	.00	.00	.00	.00	.00	.00	.00
ORISSA	.00	.00	.00	12010.00	.00	.00	.00	.00	12010.00
PUNJAB	.00	.00	.00	.00	.00	.00	.00	.00	.00
RAJASTHAN	.00	.00	.00	.00	.00	.00	.00	.00	.00
SIKKIM	.00	.00	.00	.00	.00	.00	.00	.00	.00
TAMIL NADU	.00	.00	.00	.00	.00	.00	.00	.00	.00
TRIPURA	.00	.00	.00	.00	.00	.00	.00	.00	.00
UTTARANCHAL	8.00	.00	.00	.00	.00	.00	.00	.00	8.00
UTTAR PRADESH	.00	.00	.00	.00	.00	.00	.00	.00	.00
WEST BENGAL	.00	.00	.00	.00	.00	.00	.00	.00	.00
<b>TOTAL STATES</b>	<b>8.00</b>	<b>.00</b>	<b>.00</b>	<b>12010.00</b>	<b>.00</b>	<b>.00</b>	<b>.00</b>	<b>.00</b>	<b>84589.00</b>
A. & N. ISLANDS	.00	.00	.00	.00	.00	.00	.00	.00	.00
CHANDIGARH	.00	.00	.00	.00	.00	.00	.00	.00	.00
DADRA & NAGAR HAVELI	.00	.00	.00	.00	.00	.00	.00	.00	.00
DAMAN & DIU	.00	.00	.00	.00	.00	.00	.00	.00	.00
DELHI	.00	.00	.00	.00	.00	.00	.00	.00	.00
LAKSHADWEEP	.00	.00	.00	.00	.00	.00	.00	.00	.00
PONDICHERRY	.00	.00	.00	.00	.00	.00	.00	.00	.00
<b>TOTAL U.T.s</b>	<b>.00</b>	<b>.00</b>	<b>.00</b>	<b>.00</b>	<b>.00</b>	<b>.00</b>	<b>.00</b>	<b>.00</b>	<b>.00</b>
<b>TOTAL (STATES &amp; UT)</b>	<b>8.00</b>	<b>.00</b>	<b>.00</b>	<b>12010.00</b>	<b>.00</b>	<b>.00</b>	<b>.00</b>	<b>.00</b>	<b>84589.00</b>

..NICNET..



STATEMENT NO. ( 24 A ) : BUDGETED EXPENDITURE ON EDUCATION ACCORDING TO HEADS OF CHARHES  
( CAPITAL ACCOUNT ) FOR 2005-06 (REVISED ESTIMATES)

( RUPEES IN THOUSANDS )

STATE/ UNION TERRITORY	ELEMENTARY EDUCATION	SECONDARY EDUCATION	ADULT EDUCATION	UNIV.& HIGHER EDUCATION	TECHNICAL EDUCATION	PHYSICAL EDUCATION	GENERAL EDUCATION	LANGUAGE DEVELOPMENT	T O T A L
ANDHRA PRADESH	.00	.00	.00	100000.00	.00	.00	.00	.00	100000.00
ARUNACHAL PRADESH	38764.00	15500.00	.00	7014.00	237000.00	.00	5400.00	.00	303678.00
ASSAM	.00	8000.00	.00	8365.00	.00	.00	.00	.00	16365.00
BIHAR	14600.00	39259.00	.00	.00	.00	.00	.00	.00	53859.00
CHHATTISGARH	63300.00	318192.00	.00	172430.00	202586.00	.00	.00	.00	756508.00
GOA	27600.00	20673.00	.00	8000.00	20522.00	.00	36556.00	.00	113351.00
GUJARAT	1508102.00	9740.00	.00	80588.00	112448.00	.00	.00	.00	1710878.00
HARYANA	.00	10000.00	.00	170000.00	13200.00	.00	.00	.00	193200.00
HIMACHAL PRADESH	6301.00	132070.00	.00	105000.00	71500.00	.00	.00	.00	314871.00
JAMMU & KASHMIR	.00	.00	.00	498200.00	108316.00	.00	.00	.00	606516.00
JHARKHAND	158355.00	.00	.00	.00	378646.00	.00	189955.00	.00	726956.00
KARNATAKA	9823.00	67371.00	.00	295300.00	17500.00	.00	300000.00	.00	689994.00
KERALA	.00	2555.00	.00	82229.00	293326.00	.00	22117.00	.00	400227.00
MADHYA PRADESH	138837.00	143500.00	.00	100000.00	138739.00	.00	5000.00	.00	526076.00
MAHARASHTRA	.00	.00	.00	8540.00	122890.00	.00	.00	.00	131430.00
MANIPUR	.00	.00	.00	35724.00	6500.00	.00	166000.00	.00	208224.00
MEGHALAYA	5000.00	.00	.00	.00	1000.00	.00	.00	.00	6000.00
MIZORAM	22500.00	.00	.00	1200.00	65700.00	.00	.00	.00	89400.00
NAGALAND	42300.00	.00	.00	3767.00	.00	.00	26900.00	.00	72967.00
ORISSA	.00	6301.00	.00	3.00	.00	.00	.00	.00	6304.00
PUNJAB	144232.00	208536.00	.00	263000.00	2600.00	.00	.00	.00	618368.00
RAJASTHAN	151113.00	25002.00	.00	75166.00	192500.00	.00	.00	1700.00	445481.00
SIKKIM	67647.00	6943.00	.00	114272.00	269800.00	.00	.00	.00	458662.00
TAMIL NADU	6572.00	2071121.00	.00	5023.00	81881.00	.00	.00	.00	2164597.00
TRIPURA	206208.00	134504.00	.00	90286.00	42484.00	.00	30.00	.00	473512.00
UTTARANCHAL	105855.00	432142.00	.00	1677903.00	74629.00	.00	125420.00	.00	2415949.00
UTTAR PRADESH	.00	414371.00	.00	82600.00	88953.00	.00	.00	.00	585924.00
WEST BENGAL	19000.00	32000.00	.00	9100.00	27269.00	.00	10000.00	.00	97369.00
<b>TOTAL STATES</b>	<b>2736109.00</b>	<b>4097780.00</b>	<b>.00</b>	<b>3993710.00</b>	<b>2569989.00</b>	<b>.00</b>	<b>887378.00</b>	<b>1700.00</b>	<b>14286666.00</b>
A. & N. ISLANDS	35500.00	32000.00	.00	15000.00	42500.00	.00	5000.00	.00	130000.00
CHANDIGARH	2626.00	20074.00	.00	10000.00	18100.00	.00	.00	.00	50800.00
DADRA & NAGAR HAVELI	.00	13000.00	.00	.00	10600.00	.00	.00	.00	23600.00
DAMAN & DIU	.00	.00	.00	.00	.00	.00	18000.00	.00	18000.00
DELHI	97500.00	355000.00	.00	90000.00	174000.00	.00	301300.00	.00	1017800.00
LAKSHADWEEP	.00	10000.00	.00	4700.00	.00	.00	.00	.00	14700.00
PONDICHERRY	35800.00	74500.00	.00	33130.00	.00	.00	48700.00	.00	192130.00
<b>TOTAL U.T.s</b>	<b>171426.00</b>	<b>504574.00</b>	<b>.00</b>	<b>152830.00</b>	<b>245200.00</b>	<b>.00</b>	<b>373000.00</b>	<b>.00</b>	<b>1447030.00</b>
<b>TOTAL (STATES &amp; UT)</b>	<b>2907535.00</b>	<b>4602354.00</b>	<b>.00</b>	<b>4146540.00</b>	<b>2815189.00</b>	<b>.00</b>	<b>1260378.00</b>	<b>1700.00</b>	<b>15733696.00</b>

..NICNET..



STATEMENT NO. ( 24 B ) : BUDGETED EXPENDITURE ON EDUCATION ACCORDING TO HEADS OF CHARHES  
( LOAN AND ADVANCES ACCOUNT ) FOR 2005-06 (REVISED ESTIMATES)

( RUPEES IN THOUSANDS )

STATE/ UNION TERRITORY	ELEMENTARY EDUCATION	SECONDARY EDUCATION	ADULT EDUCATION	UNIV.& HIGHER EDUCATION	TECHNICAL EDUCATION	PHYSICAL EDUCATION	GENERAL EDUCATION	LANGUAGE DEVELOPMENT	T O T A L
ANDHRA PRADESH	.00	.00	.00	.00	.00	.00	.00	.00	.00
ARUNACHAL PRADESH	.00	.00	.00	.00	.00	.00	.00	.00	.00
ASSAM	.00	.00	.00	500.00	.00	.00	.00	.00	500.00
BIHAR	.00	.00	.00	.00	.00	.00	.00	.00	.00
CHHATTISGARH	200000.00	.00	.00	.00	.00	.00	.00	.00	200000.00
GOA	.00	.00	.00	.00	.00	.00	.00	.00	1000.00
GUJARAT	.00	.00	.00	.00	.00	.00	.00	.00	.00
HARYANA	.00	.00	.00	10.00	.00	.00	.00	.00	10.00
HIMACHAL PRADESH	.00	.00	.00	.00	.00	.00	.00	.00	.00
JAMMU & KASHMIR	.00	.00	.00	.00	.00	.00	.00	.00	.00
JHARKHAND	.00	.00	.00	.00	39354.00	.00	.00	.00	39354.00
KARNATAKA	.00	.00	.00	.00	.00	.00	.00	.00	.00
KERALA	.00	.00	.00	.00	.00	.00	.00	.00	.00
MADHYA PRADESH	.00	.00	.00	.00	.00	.00	.00	.00	92538.00
MAHARASHTRA	.00	.00	.00	.00	.00	.00	.00	.00	.00
MANIPUR	.00	.00	.00	.00	.00	.00	.00	.00	.00
MEGHALAYA	.00	.00	.00	.00	.00	.00	.00	.00	.00
MIZORAM	.00	.00	.00	4590.00	.00	.00	.00	.00	4590.00
NAGALAND	.00	.00	.00	.00	.00	.00	.00	.00	.00
ORISSA	.00	.00	.00	12000.00	.00	.00	.00	.00	12000.00
PUNJAB	.00	.00	.00	.00	.00	.00	.00	.00	.00
RAJASTHAN	.00	.00	.00	.00	.00	.00	.00	.00	.00
SIKKIM	.00	.00	.00	.00	.00	.00	.00	.00	.00
TAMIL NADU	.00	.00	.00	.00	.00	.00	.00	.00	.00
TRIPURA	.00	.00	.00	.00	.00	.00	.00	.00	.00
UTTARANCHAL	1.00	.00	.00	.00	79105.00	.00	.00	.00	79106.00
UTTAR PRADESH	.00	.00	.00	.00	.00	.00	.00	.00	.00
WEST BENGAL	.00	.00	.00	.00	.00	.00	500.00	.00	500.00
<b>TOTAL STATES</b>	<b>200001.00</b>	<b>.00</b>	<b>.00</b>	<b>17100.00</b>	<b>118459.00</b>	<b>.00</b>	<b>500.00</b>	<b>.00</b>	<b>429598.00</b>
A. & N. ISLANDS	.00	.00	.00	.00	.00	.00	.00	.00	.00
CHANDIGARH	.00	.00	.00	.00	.00	.00	.00	.00	.00
DADRA & NAGAR HAVELI	.00	.00	.00	.00	.00	.00	.00	.00	.00
DAMAN & DIU	.00	.00	.00	.00	.00	.00	.00	.00	.00
DELHI	.00	.00	.00	.00	.00	.00	.00	.00	.00
LAKSHADWEEP	.00	.00	.00	.00	.00	.00	.00	.00	.00
PONDICHERRY	.00	.00	.00	.00	.00	.00	.00	.00	.00
<b>TOTAL U.T.s</b>	<b>.00</b>	<b>.00</b>	<b>.00</b>	<b>.00</b>	<b>.00</b>	<b>.00</b>	<b>.00</b>	<b>.00</b>	<b>.00</b>
<b>TOTAL (STATES &amp; UT)</b>	<b>200001.00</b>	<b>.00</b>	<b>.00</b>	<b>17100.00</b>	<b>118459.00</b>	<b>.00</b>	<b>500.00</b>	<b>.00</b>	<b>429598.00</b>

..NICNET..

STATEMENT NO. ( 25 ): BUDGETED EXPENDITURE ON EDUCATION OF THE EDUCATION DEPARTMENTS ACCORDING TO HEADS OF CHARGES ( REVENUE ACCOUNT ) FOR 2006-07 (BUDGET ESTIMATES)

( RUPEES IN THOUSANDS )

STATE/ UNION TERRITORY	ELEMENTARY EDUCATION		SECONDARY EDUCATION		ADULT EDUCATION		UNIV. & HIGHER EDU.		TECHNICAL EDUCATION		PHYSICAL EDUCATION		GENERAL EDUCATION		LANGUAGE DEVELOPMENT		T O T A L
	TOTAL	% AGE	TOTAL	% AGE	TOTAL	% AGE	TOTAL	% AGE	TOTAL	% AGE	TOTAL	% AGE	TOTAL	% AGE	TOTAL	% AGE	
ANDHRA PRADESH	27518730.00	49.24	17324529.00	31.00	120000.00	.21	8175000.00	14.63	1998222.00	3.58	15348.00	.03	553827.00	.99	186885.00	.33	55892541.00
ARUNACHAL PRADESH	1055397.00	59.27	457670.00	25.70	17000.00	.95	208584.00	11.71	.00	.00	12514.00	.70	23668.00	1.33	5703.00	.32	1780536.00
ASSAM	21387089.00	61.38	8870986.00	25.46	198660.00	.57	3543344.00	10.17	316226.00	.91	70762.00	.20	172408.00	.49	284608.00	.82	34844083.00
BIHAR	31861459.00	64.69	8392929.00	17.04	92505.00	.19	7773430.00	15.78	415806.00	.84	26695.00	.05	111248.00	.23	579499.00	1.18	49253571.00
CHHATTISGARH	9710642.00	64.31	3006601.00	19.91	76047.00	.50	1596172.00	10.57	337705.00	2.24	3822.00	.03	361404.00	2.39	6970.00	.05	15099363.00
GOA	681139.00	21.42	1748875.00	55.00	8415.00	.26	408868.00	12.86	228410.00	7.18	56700.00	1.78	34330.00	1.08	13000.00	.41	3179737.00
GUJARAT	23713747.00	56.71	11907277.00	28.47	68316.00	.16	3742065.00	8.95	1544362.00	3.69	11160.00	.03	797317.00	1.91	35116.00	.08	41819360.00
HARYANA	10885652.00	49.22	7705923.00	34.84	11890.00	.05	2550322.00	11.53	787652.00	3.56	.00	.00	156978.00	.71	17000.00	.08	22115417.00
HIMACHAL PRADESH	7183662.00	57.91	4400480.00	35.47	9192.00	.07	616295.00	4.97	113316.00	.91	2017.00	.02	50012.00	.40	29869.00	.24	12404843.00
JAMMU & KASHMIR	5699762.00	49.60	4310741.00	37.51	3203.00	.03	1152890.00	10.03	228320.00	1.99	60900.00	.53	35804.00	.31	.00	.00	11491620.00
JHARKHAND	13524397.00	68.45	3174374.00	16.07	.00	.00	1954259.00	9.89	1059990.00	5.36	4275.00	.02	.00	.00	41603.00	.21	19758898.00
KARNATAKA	29245461.00	55.44	15406774.00	29.21	93643.00	.18	5118793.00	9.70	1836389.00	3.48	1432.00	.00	914408.00	1.73	136744.00	.26	52753644.00
KERALA	19397897.00	40.32	19139237.00	39.78	36001.00	.07	6716861.00	13.96	2259470.00	4.70	6463.00	.01	368711.00	.77	188153.00	.39	48112793.00
MADHYA PRADESH	24686110.00	72.33	4858868.00	14.24	16898.00	.05	3468710.00	10.16	896341.00	2.63	6124.00	.02	162965.00	.48	33185.00	.10	34129201.00
MAHARASHTRA	45634957.00	42.06	47049138.00	43.36	129561.00	.12	11006484.00	10.14	3891232.00	3.59	43689.00	.04	751666.00	.69	485.00	.00	108507212.00
MANIPUR	1757780.00	52.26	792828.00	23.57	27005.00	.80	689528.00	20.50	27112.00	.81	21458.00	.64	43301.00	1.29	4600.00	.14	3363612.00
MEGHALAYA	1558806.00	51.13	875767.00	28.73	21869.00	.72	446575.00	14.65	44600.00	1.46	91.00	.00	100535.00	3.30	355.00	.01	3048598.00
MIZORAM	1228695.00	54.76	521910.00	23.26	17965.00	.80	241865.00	10.78	75740.00	3.38	.00	.00	39550.00	1.76	118217.00	5.27	2243942.00
NAGALAND	1740592.00	64.70	595689.00	22.14	10336.00	.38	187188.00	6.96	68411.00	2.54	.00	.00	.00	.00	87874.00	3.27	2690090.00
ORISSA	13216719.00	56.40	6179573.00	26.37	12200.00	.05	3622519.00	15.46	264891.00	1.13	18698.00	.08	15736.00	.07	102819.00	.44	23433155.00
PUNJAB	6971137.00	28.23	14934375.00	60.47	10000.00	.04	2242628.00	9.08	356795.00	1.44	9827.00	.04	112101.00	.45	58316.00	.24	24695179.00
RAJASTHAN	29132454.00	59.71	15520826.00	31.81	145112.00	.30	2946361.00	6.04	438733.00	.90	23855.00	.05	94482.00	.19	492052.00	1.01	48793875.00
SIKKIM	844281.00	47.57	806414.00	45.44	100.00	.01	48923.00	2.76	21790.00	1.23	.00	.00	52580.00	2.96	600.00	.03	1774688.00
TAMIL NADU	27581493.00	43.69	24319744.00	38.52	6589.00	.01	6615274.00	10.48	1898129.00	3.01	18125.00	.03	2534600.00	4.01	159488.00	.25	63133442.00
TRIPURA	2867422.00	52.72	1971523.00	36.25	.00	.00	286859.00	5.27	43559.00	.80	140506.00	2.58	109425.00	2.01	19628.00	.36	5438922.00
UTTARANCHAL	5691831.00	40.63	6050477.00	43.19	.00	.00	1465283.00	10.46	697715.00	4.98	.00	.00	69005.00	.49	34598.00	.25	14008909.00
UTTAR PRADESH	48354619.00	55.49	29322275.00	33.65	.00	.00	6870574.00	7.88	1455526.00	1.67	500.00	.00	632838.00	.73	505874.00	.58	87142206.00
WEST BENGAL	24020339.00	37.97	29615901.00	46.82	89300.00	.14	7364952.00	11.64	1094840.00	1.73	37960.00	.06	690735.00	1.09	345849.00	.55	63259876.00
<b>TOTAL STATES</b>	<b>437152269.00</b>	<b>51.18</b>	<b>289261704.00</b>	<b>33.86</b>	<b>1221807.00</b>	<b>.14</b>	<b>91060606.00</b>	<b>10.66</b>	<b>22401282.00</b>	<b>2.62</b>	<b>592921.00</b>	<b>.07</b>	<b>8989634.00</b>	<b>1.05</b>	<b>3489090.00</b>	<b>.41</b>	<b>854169313.00</b>
<b>A. &amp; N. ISLANDS</b>	<b>575748.00</b>	<b>48.55</b>	<b>414168.00</b>	<b>34.92</b>	<b>2752.00</b>	<b>.23</b>	<b>80200.00</b>	<b>6.76</b>	<b>64200.00</b>	<b>5.41</b>	<b>.00</b>	<b>.00</b>	<b>45782.00</b>	<b>3.86</b>	<b>3150.00</b>	<b>.27</b>	<b>1186000.00</b>
CHANDIGARH	528200.00	29.42	357329.00	19.90	3200.00	.18	667796.00	37.19	215800.00	12.02	2520.00	.14	14445.00	.80	6240.00	.35	1795530.00
DADRA & NAGAR HAVELI	148600.00	65.55	53000.00	23.38	300.00	.13	100.00	.04	12500.00	5.51	.00	.00	12200.00	5.38	.00	.00	226700.00
DAMAN & DIU	82390.00	40.13	74400.00	36.24	610.00	.30	15300.00	7.45	22700.00	11.06	.00	.00	9900.00	4.82	.00	.00	205300.00
DELHI	4631836.00	25.76	11281634.00	62.74	435300.00	2.42	441000.00	2.45	721640.00	4.01	2587.00	.01	458580.00	2.55	9000.00	.05	17981577.00
LAKSHADWEEP	7200.00	2.98	215938.00	89.34	.00	.00	10500.00	4.34	.00	.00	.00	.00	8062.00	3.34	.00	.00	241700.00
PONDICHERRY	723213.00	37.47	667440.00	34.58	4784.00	.25	320924.00	16.63	165236.00	8.56	8431.00	.44	38157.00	1.98	2180.00	.11	1930365.00
<b>TOTAL U.T.s</b>	<b>6697187.00</b>	<b>28.42</b>	<b>13063909.00</b>	<b>55.43</b>	<b>446946.00</b>	<b>1.90</b>	<b>1535820.00</b>	<b>6.52</b>	<b>1202076.00</b>	<b>5.10</b>	<b>13538.00</b>	<b>.06</b>	<b>587126.00</b>	<b>2.49</b>	<b>20570.00</b>	<b>.09</b>	<b>23567172.00</b>
<b>TOTAL (STATES &amp; UTs)</b>	<b>443849456.00</b>	<b>50.57</b>	<b>302325613.00</b>	<b>34.44</b>	<b>1668753.00</b>	<b>.19</b>	<b>92596426.00</b>	<b>10.55</b>	<b>23603358.00</b>	<b>2.69</b>	<b>606459.00</b>	<b>.07</b>	<b>9576760.00</b>	<b>1.09</b>	<b>3509660.00</b>	<b>.40</b>	<b>877736485.00</b>
<b>TOTAL CENTRE</b>	<b>153705600.00</b>	<b>63.74</b>	<b>19440800.00</b>	<b>8.06</b>	<b>2140500.00</b>	<b>.89</b>	<b>29170600.00</b>	<b>12.10</b>	<b>18065200.00</b>	<b>7.49</b>	<b>.00</b>	<b>.00</b>	<b>16568700.00</b>	<b>6.87</b>	<b>2058500.00</b>	<b>.85</b>	<b>241149900.00</b>
<b>GRAND TOTAL</b>	<b>597555056.00</b>	<b>53.41</b>	<b>321766413.00</b>	<b>28.76</b>	<b>3809253.00</b>	<b>.34</b>	<b>121767026.00</b>	<b>10.88</b>	<b>41668558.00</b>	<b>3.72</b>	<b>606459.00</b>	<b>.05</b>	<b>26145460.00</b>	<b>2.34</b>	<b>5568160.00</b>	<b>.50</b>	<b>1118886385.00</b>

STATEMENT NO. ( 25 A ) : BUDGETED EXPENDITURE ON EDUCATION ACCORDING TO HEADS OF CHARHES  
( CAPITAL ACCOUNT ) FOR 2006-07 (BUDGET ESTIMATES)

( RUPEES IN THOUSANDS )

STATE/ UNION TERRITORY	ELEMENTARY EDUCATION	SECONDARY EDUCATION	ADULT EDUCATION	UNIV.& HIGHER EDUCATION	TECHNICAL EDUCATION	PHYSICAL EDUCATION	GENERAL EDUCATION	LANGUAGE DEVELOPMENT	T O T A L
ANDHRA PRADESH	.00	79662.00	.00	253901.00	7500.00	.00	.00	.00	341063.00
ARUNACHAL PRADESH	10000.00	5800.00	.00	6500.00	.00	.00	783.00	.00	23083.00
ASSAM	6500.00	8000.00	.00	7500.00	2560.00	.00	.00	.00	24560.00
BIHAR	10000.00	.00	.00	.00	.00	.00	5000.00	.00	15000.00
CHHATTISGARH	63202.00	659450.00	.00	262300.00	260570.00	.00	.00	.00	1245522.00
GOA	15100.00	11595.00	.00	8540.00	43875.00	.00	87520.00	.00	166630.00
GUJARAT	1397485.00	57251.00	.00	225157.00	163102.00	.00	.00	.00	1842995.00
HARYANA	.00	10000.00	.00	150000.00	92000.00	.00	.00	.00	252000.00
HIMACHAL PRADESH	15000.00	110000.00	.00	150000.00	127900.00	.00	.00	.00	402900.00
JAMMU & KASHMIR	.00	.00	.00	.00	.00	.00	.00	.00	.00
JHARKHAND	155000.00	.00	.00	.00	311200.00	.00	164970.00	.00	631170.00
KARNATAKA	.00	20000.00	.00	225300.00	53900.00	.00	260000.00	.00	559200.00
KERALA	.00	.00	.00	26160.00	133000.00	.00	10000.00	.00	169160.00
MADHYA PRADESH	38250.00	348400.00	.00	141757.00	107465.00	.00	48500.00	.00	684372.00
MAHARASHTRA	.00	.00	.00	5260.00	399836.00	.00	.00	.00	405096.00
MANIPUR	.00	.00	.00	23300.00	7000.00	.00	216600.00	.00	246900.00
MEGHALAYA	5000.00	1500.00	.00	11500.00	1000.00	.00	.00	.00	19000.00
MIZORAM	10.00	.00	.00	.00	40500.00	.00	.00	.00	40510.00
NAGALAND	44200.00	.00	.00	50000.00	.00	.00	58765.00	.00	152965.00
ORISSA	.00	1.00	.00	3.00	.00	.00	.00	.00	4.00
PUNJAB	208000.00	10000.00	.00	95400.00	5200.00	.00	.00	40000.00	358600.00
RAJASTHAN	4.00	3002.00	.00	30895.00	81699.00	.00	.00	6637.00	122237.00
SIKKIM	37501.00	8200.00	.00	55401.00	264210.00	.00	.00	.00	365312.00
TAMIL NADU	2601.00	1209700.00	.00	27400.00	120200.00	.00	300000.00	.00	1659901.00
TRIPURA	187360.00	11080.00	.00	14626.00	37388.00	.00	200.00	.00	250654.00
UTTARANCHAL	42428.00	327558.00	.00	455001.00	275387.00	.00	134053.00	.00	1234427.00
UTTAR PRADESH	250425.00	969200.00	.00	144500.00	165501.00	.00	.00	.00	1529626.00
WEST BENGAL	42000.00	53000.00	.00	12600.00	38000.00	.00	50000.00	.00	195600.00
<b>TOTAL STATES</b>	<b>2530066.00</b>	<b>3903399.00</b>	<b>.00</b>	<b>2383001.00</b>	<b>2738993.00</b>	<b>.00</b>	<b>1336391.00</b>	<b>46637.00</b>	<b>12938487.00</b>
A. & N. ISLANDS	35500.00	32000.00	.00	15000.00	47000.00	.00	14900.00	.00	144400.00
CHANDIGARH	10000.00	18000.00	.00	14000.00	16500.00	.00	1900.00	.00	60400.00
DADRA & NAGAR HAVELI	.00	13900.00	.00	.00	8100.00	.00	.00	.00	22000.00
DAMAN & DIU	.00	.00	.00	.00	.00	.00	25900.00	.00	25900.00
DELHI	270100.00	573900.00	.00	415000.00	247500.00	.00	106000.00	.00	1612500.00
LAKSHADWEEP	.00	7200.00	.00	4000.00	.00	.00	.00	.00	11200.00
PONDICHERRY	42600.00	76384.00	.00	39900.00	.00	.00	65200.00	.00	224084.00
<b>TOTAL U.T.s</b>	<b>358200.00</b>	<b>721384.00</b>	<b>.00</b>	<b>487900.00</b>	<b>319100.00</b>	<b>.00</b>	<b>213900.00</b>	<b>.00</b>	<b>2100484.00</b>
<b>TOTAL (STATES &amp; UT)</b>	<b>2888266.00</b>	<b>4624783.00</b>	<b>.00</b>	<b>2870901.00</b>	<b>3058093.00</b>	<b>.00</b>	<b>1550291.00</b>	<b>46637.00</b>	<b>15038971.00</b>

..NICNET..

STATEMENT NO. ( 25 B ) : BUDGETED EXPENDITURE ON EDUCATION ACCORDING TO HEADS OF CHARHES  
( LOAN AND ADVANCES ACCOUNT ) FOR 2006-07 (BUDGET ESTIMATES)

( RUPEES IN THOUSANDS )

STATE/ UNION TERRITORY	ELEMENTARY EDUCATION	SECONDARY EDUCATION	ADULT EDUCATION	UNIV.& HIGHER EDUCATION	TECHNICAL EDUCATION	PHYSICAL EDUCATION	GENERAL EDUCATION	LANGUAGE DEVELOPMENT	T O T A L
ANDHRA PRADESH	.00	.00	.00	.00	.00	.00	.00	.00	.00
ARUNACHAL PRADESH	.00	.00	.00	.00	.00	.00	.00	.00	.00
ASSAM	.00	.00	.00	500.00	.00	.00	.00	.00	500.00
BIHAR	.00	.00	.00	.00	.00	.00	.00	.00	.00
CHHATTISGARH	.00	.00	.00	.00	5000.00	.00	.00	.00	5000.00
GOA	.00	.00	.00	.00	.00	.00	.00	.00	10.00
GUJARAT	.00	.00	.00	.00	.00	.00	.00	.00	.00
HARYANA	.00	.00	.00	10.00	.00	.00	.00	.00	10.00
HIMACHAL PRADESH	.00	.00	.00	.00	.00	.00	.00	.00	.00
JAMMU & KASHMIR	.00	.00	.00	.00	.00	.00	.00	.00	.00
JHARKHAND	.00	.00	.00	.00	.00	.00	.00	.00	.00
KARNATAKA	.00	.00	.00	.00	.00	.00	.00	.00	.00
KERALA	.00	.00	.00	.00	.00	.00	.00	.00	.00
MADHYA PRADESH	.00	.00	.00	.00	.00	.00	.00	.00	114831.00
MAHARASHTRA	.00	.00	.00	.00	.00	.00	.00	.00	.00
MANIPUR	.00	.00	.00	.00	.00	.00	.00	.00	.00
MEGHALAYA	.00	.00	.00	.00	.00	.00	.00	.00	.00
MIZORAM	.00	.00	.00	10.00	.00	.00	.00	.00	10.00
NAGALAND	.00	.00	.00	.00	.00	.00	.00	.00	.00
ORISSA	.00	.00	.00	12000.00	.00	.00	.00	.00	12000.00
PUNJAB	.00	.00	.00	.00	.00	.00	.00	.00	.00
RAJASTHAN	.00	.00	.00	.00	.00	.00	.00	.00	.00
SIKKIM	.00	.00	.00	.00	.00	.00	.00	.00	.00
TAMIL NADU	.00	.00	.00	.00	.00	.00	.00	.00	.00
TRIPURA	.00	.00	.00	.00	.00	.00	.00	.00	.00
UTTARANCHAL	.00	.00	.00	.00	79105.00	.00	.00	.00	79105.00
UTTAR PRADESH	.00	.00	.00	.00	.00	.00	.00	.00	.00
WEST BENGAL	.00	.00	.00	.00	.00	.00	500.00	.00	500.00
<b>TOTAL STATES</b>	<b>.00</b>	<b>.00</b>	<b>.00</b>	<b>12520.00</b>	<b>84105.00</b>	<b>.00</b>	<b>500.00</b>	<b>.00</b>	<b>211966.00</b>
A. & N. ISLANDS	.00	.00	.00	.00	.00	.00	.00	.00	.00
CHANDIGARH	.00	.00	.00	.00	.00	.00	.00	.00	.00
DADRA & NAGAR HAVELI	.00	.00	.00	.00	.00	.00	.00	.00	.00
DAMAN & DIU	.00	.00	.00	.00	.00	.00	.00	.00	.00
DELHI	.00	.00	.00	.00	.00	.00	.00	.00	.00
LAKSHADWEEP	.00	.00	.00	.00	.00	.00	.00	.00	.00
PONDICHERRY	.00	.00	.00	.00	.00	.00	.00	.00	.00
<b>TOTAL U.T.s</b>	<b>.00</b>	<b>.00</b>	<b>.00</b>	<b>.00</b>	<b>.00</b>	<b>.00</b>	<b>.00</b>	<b>.00</b>	<b>.00</b>
<b>TOTAL (STATES &amp; UT)</b>	<b>.00</b>	<b>.00</b>	<b>.00</b>	<b>12520.00</b>	<b>84105.00</b>	<b>.00</b>	<b>500.00</b>	<b>.00</b>	<b>211966.00</b>

..NICNET..

STATEMENT NO.(26): SECTOR-WISE PLAN & NON-PLAN ACTUAL EXPENDITURE OF EDUCATION DEPARTMENTS OF STATES/UNION TERRITORIES & CENTRE (REVENUE ACCOUNT) FOR 2004-05.  
(ACTUALS)

(RUPEES IN CRORES)

S.No.	SECTOR	P L A N			N O N - P L A N			T O T A L			%AGE OF PLAN EXP.	%AGE OF NON-PLAN EXP.	%AGE OF TOTAL BUDGET
		STATES/U.Ts.	CENTRE	TOTAL	STATES/U.Ts.	CENTRE	TOTAL	STATES/U.Ts.	CENTRE	TOTAL			
1		2	3	4	5	6	7	8	9	10	11	12	13
1	ELEMENTARY EDUCATION	4205.27	7689.65	11894.92	29976.72	2.53	29979.25	34181.99	7692.18	41874.17	70.90	46.48	51.52
2	SECONDARY EDUCATION	1229.15	652.29	1881.44	22457.66	771.52	23229.18	23686.81	1423.81	25110.62	11.21	36.01	30.89
3	PHYSICAL EDUCATION	5.53	.00	5.53	44.00	.65	44.65	49.53	.65	50.18	.03	.07	.06
4	UNIVERSITY & OTHER HIGHER EDUCATION	494.44	810.65	1305.09	6909.77	1288.35	8198.12	7404.21	2099.00	9503.21	7.78	12.71	11.69
5	ADULT EDUCATION	44.35	235.46	279.81	69.60	1.85	71.45	113.95	237.31	351.26	1.67	.11	.43
6	LANGUAGE DEVELOPMENT	16.16	98.98	115.14	268.29	37.39	305.68	284.45	136.37	420.82	.69	.47	.52
7	TECHNICAL EDUCATION	469.69	615.74	1085.43	1234.83	825.96	2060.79	1704.52	1441.70	3146.22	6.47	3.19	3.87
8	GENERAL	179.98	30.49	210.47	564.21	49.72	613.93	744.19	80.21	824.40	1.25	.95	1.01
	TOTAL	6644.57	10133.26	16777.83	61525.08	2977.97	64503.05	68169.65	13111.23	81280.88	100.00	100.00	100.00

..NICNET..

STATEMENT NO.(27): SECTOR-WISE PLAN & NON-PLAN REVISED ESTIMATES FOR EDUCATION DEPARTMENTS  
OF STATES/UNION TERRITORIES AND CENTRE (REVENUE ACCOUNT) FOR 2005-06.  
(REVISED ESTIMATES)

(RUPEES IN CRORES)

S.No.	SECTOR	P L A N			N O N - P L A N			T O T A L			%AGE OF PLAN EXP.	%AGE OF NON- -PLAN EXP.	%AGE OF TOTAL BUDGET
		STATES/U.Ts.	CENTRE	TOTAL	STATES/U.Ts.	CENTRE	TOTAL	STATES/U.Ts.	CENTRE	TOTAL			
1		2	3	4	5	6	7	8	9	10	11	12	13
1	ELEMENTARY EDUCATION	5610.22	11217.26	16827.48	34199.06	2.53	34201.59	39809.28	11219.79	51029.07	69.10	46.93	52.49
2	SECONDARY EDUCATION	1859.35	759.40	2618.75	24771.94	863.89	25635.83	26631.29	1623.29	28254.58	10.75	35.18	29.06
3	PHYSICAL EDUCATION	6.40	.00	6.40	49.18	.65	49.83	55.58	.65	56.23	.03	.07	.06
4	UNIVERSITY & OTHER HIGHER EDUCATION	668.87	788.80	1457.67	8051.51	1489.59	9541.10	8720.38	2278.39	10998.77	5.99	13.09	11.31
5	ADULT EDUCATION	76.27	260.92	337.19	83.89	2.12	86.01	160.16	263.04	423.20	1.38	.12	.44
6	LANGUAGE DEVELOPMENT	32.84	102.74	135.58	303.54	40.75	344.29	336.38	143.49	479.87	.56	.47	.49
7	TECHNICAL EDUCATION	776.68	580.93	1357.61	1386.36	833.92	2220.28	2163.04	1414.85	3577.89	5.57	3.05	3.68
8	GENERAL	280.85	1331.63	1612.48	730.90	61.20	792.10	1011.75	1392.83	2404.58	6.62	1.09	2.47
	TOTAL	9311.48	15041.68	24353.16	69576.38	3294.65	72871.03	78887.86	18336.33	97224.19	100.00	100.00	100.00

..NICNET..

STATEMENT NO.(28): SECTOR-WISE PLAN & NON-PLAN BUDGET ESTIMATES FOR EDUCATION DEPARTMENTS  
OF STATES/UNION TERRITORIES & CENTRE (REVENUE ACCOUNT) FOR 2006-07  
(BUDGET STIMATES)

(RUPEES IN CRORES)

S.No.	SECTOR	P L A N			N O N - P L A N			T O T A L			%AGE OF PLAN EXP.	%AGE OF NON- -PLAN EXP.	%AGE OF TOTAL BUDGET
		STATES/U.Ts.	CENTRE	TOTAL	STATES/U.Ts.	CENTRE	TOTAL	STATES/U.Ts.	CENTRE	TOTAL			
1		2	3	4	5	6	7	8	9	10	11	12	13
1	ELEMENTARY EDUCATION	6101.64	15367.95	21469.59	38283.31	2.61	38285.92	44384.95	15370.56	59755.51	68.94	47.42	53.41
2	SECONDARY EDUCATION	2187.97	1067.00	3254.97	28044.60	877.08	28921.68	30232.57	1944.08	32176.65	10.45	35.82	28.76
3	PHYSICAL EDUCATION	8.39	.00	8.39	52.26	.00	52.26	60.65	.00	60.65	.03	.06	.05
4	UNIVERSITY & OTHER HIGHER EDUCATION	766.79	1403.50	2170.29	8492.86	1513.56	10006.42	9259.65	2917.06	12176.71	6.97	12.39	10.88
5	ADULT EDUCATION	76.61	211.95	288.56	90.26	2.10	92.36	166.87	214.05	380.92	.93	.11	.34
6	LANGUAGE DEVELOPMENT	34.46	165.00	199.46	316.51	40.85	357.36	350.97	205.85	556.82	.64	.44	.50
7	TECHNICAL EDUCATION	898.07	930.00	1828.07	1462.26	876.52	2338.78	2360.33	1806.52	4166.85	5.87	2.90	3.72
8	GENERAL	325.82	1598.60	1924.42	631.86	58.27	690.13	957.68	1656.87	2614.55	6.18	.85	2.34
	TOTAL	10399.75	20744.00	31143.75	77373.92	3370.99	80744.91	87773.67	24114.99	111888.66	100.00	100.00	100.00

..NICNET..

STATEMENT NO (29) : BUDGETED EXPENDITURE ON EDUCATION DEPARTMENTS ( CAPITAL ACCOUNT )  
FOR 2004-05 (ACTUALS)

(RUPEES IN THOUSANDS)

S.NO.	STATE/ UNION TERRITORY	CAPITAL EXP. ON EDU. OUT- SIDE REVENUE ACCOUNT	TOTAL CAPITAL EXP. OUT-SIDE REVENUE ACCOUNT	%AGE OF COL.(2) TO COL.(3)	LOANS FOR EDUCATION	TOTAL LOANS & ADVANCES	%AGE OF COL.(5) TO COL.(6)
1	2	3	4	5	6	7	
1	ANDHRA PRADESH	55559.00	1483021900.00	.00	...	15931400.00	.00
2	ARUNACHAL PRADESH	590.00	41681900.00	.00	...	59700.00	.00
3	ASSAM	8856.00	141337500.00	.01	...	9741900.00	.00
4	BIHAR	...	498273000.00	.00	...	11278400.00	.00
5	CHHATTISGARH	186433.00	296521900.00	.06	...	1130500.00	.00
6	GOA	73087.00	47415100.00	.15	38481.00	74600.00	51.58
7	GUJARAT	82858.00	741196100.00	.01	...	7395700.00	.00
8	HARYANA	60682.00	415100700.00	.01	...	2080600.00	.00
9	HIMACHAL PRADESH	367497.00	110931600.00	.33	...	237800.00	.00
10	JAMMU & KASHMIR	658316.00	38986100.00	1.69	...	516700.00	.00
11	JHARKHAND	105419.00	59060900.00	.18	...	5397900.00	.00
12	KARNATAKA	39591.00	672795200.00	.01	...	6114200.00	.00
13	KERALA	261164.00	463790500.00	.06	...	1964800.00	.00
14	MADHYA PRADESH	171215.00	430649300.00	.04	34090.00	33108600.00	.10
15	MAHARASHTRA	41285.00	646491500.00	.01	...	27506500.00	.00
16	MANIPUR	285256.00	51104300.00	.56	...	202700.00	.00
17	MEGHALAYA	18244.00	36709300.00	.05	...	359300.00	.00
18	MIZORAM	76951.00	25972000.00	.30	...	344100.00	.00
19	NAGALAND	13127.00	34722700.00	.04	...	3400.00	.00
20	ORISSA	986.00	217447800.00	.00	12010.00	2050900.00	.59
21	PUNJAB	4300.00	227740500.00	.00	...	968000.00	.00
22	RAJASTHAN	132643.00	641491000.00	.02	...	6397200.00	.00
23	SIKKIM	198514.00	22576600.00	.88	...	6900.00	.00
24	TAMIL NADU	644283.00	848869900.00	.08	...	10858400.00	.00
25	TRIPURA	945532.00	49353000.00	1.92	...	20500.00	.00
26	UTTARANCHAL	319247.00	265952800.00	.12	8.00	1810100.00	.00
27	UTTAR PRADESH	410525.00	1669955600.00	.02	...	6289900.00	.00
28	WEST BENGAL	46716.00	1001534400.00	.00	...	13373600.00	.00
TOTAL (STATES)		5208876.00	11180683100.00	.05	84589.00	165224300.00	.05
29	A. & N. ISLANDS	97295.00	1926023.00	5.05	...	1320.00	.00
30	CHANDIGARH	82793.00	1554754.00	5.33	...	...	.00
31	DADRA & NAGAR HAVELI	22000.00	365494.00	6.02	...	7361.00	.00
32	DAMAN & DIU	15650.00	372885.00	4.20	...	1286.00	.00
33	DELHI	1125275.00	75924900.00	1.48	...	33207700.00	.00
34	LAKSHADWEEP	16130.00	354049.00	4.56	...	13103.00	.00
35	PONDICHERRY	154122.00	2995409.00	5.15	...	54652.00	.00
TOTAL (U.T.s)		1513265.00	83490814.00	1.81	...	33285422.00	.00
TOTAL (STATES & U.T.)		6722141.00	11264176614.00	.06	84589.00	198509722.00	.04

..NICNET..



STATEMENT NO (30) : BUDGETED EXPENDITURE ON EDUCATION DEPARTMENTS ( CAPITAL ACCOUNT )  
FOR 2005-06 (REVISED ESTIMATE)

(RUPEES IN THOUSANDS)

S.NO.	STATE/ UNION TERRITORY	CAPITAL EXP. ON EDU. OUT- SIDE REVENUE ACCOUNT	TOTAL CAPITAL EXP. OUT-SIDE REVENUE ACCOUNT	%AGE OF COL.(2) TO COL.(3)	LOANS FOR EDUCATION	TOTAL LOANS & ADVANCES	%AGE OF COL.(5) TO COL.(6)
1	2	3	4	5	6	7	
1	ANDHRA PRADESH	100000.00	256538600.00	.04	...	10063000.00	.00
2	ARUNACHAL PRADESH	303678.00	24072800.00	1.26	...	46000.00	.00
3	ASSAM	16365.00	220036900.00	.01	500.00	1997500.00	.03
4	BIHAR	53859.00	101539100.00	.05	...	16468800.00	.00
5	CHHATTISGARH	756508.00	208110800.00	.36	200000.00	3748800.00	5.34
6	GOA	113351.00	27510500.00	.41	1000.00	82700.00	1.21
7	GUJARAT	1710878.00	1028225800.00	.17	...	6925300.00	.00
8	HARYANA	193200.00	1004629400.00	.02	10.00	2178300.00	.00
9	HIMACHAL PRADESH	314871.00	42473000.00	.74	...	370400.00	.00
10	JAMMU & KASHMIR	606516.00	54484200.00	1.11	...	457200.00	.00
11	JHARKHAND	726956.00	56954300.00	1.28	39354.00	11533500.00	.34
12	KARNATAKA	689994.00	227822500.00	.30	...	3337500.00	.00
13	KERALA	400227.00	470301500.00	.09	...	6428800.00	.00
14	MADHYA PRADESH	526076.00	547351200.00	.10	92538.00	6864900.00	1.35
15	MAHARASHTRA	131430.00	1305811500.00	.01	...	44291800.00	.00
16	MANIPUR	208224.00	48156600.00	.43	...	611200.00	.00
17	MEGHALAYA	6000.00	130535400.00	.00	...	510900.00	.00
18	MIZORAM	89400.00	25424900.00	.35	4590.00	391400.00	1.17
19	NAGALAND	72967.00	17531200.00	.42	...	46600.00	.00
20	ORISSA	6304.00	132510200.00	.00	12000.00	903900.00	1.33
21	PUNJAB	618368.00	666485300.00	.09	...	838100.00	.00
22	RAJASTHAN	445481.00	890940400.00	.05	...	6318400.00	.00
23	SIKKIM	458662.00	21126000.00	2.17	...	2000.00	.00
24	TAMIL NADU	2164597.00	1028966300.00	.21	...	9795100.00	.00
25	TRIPURA	473512.00	77391000.00	.61	...	32900.00	.00
26	UTTARANCHAL	2415949.00	91947200.00	2.63	79106.00	1755000.00	4.51
27	UTTAR PRADESH	585924.00	628209500.00	.09	...	8244900.00	.00
28	WEST BENGAL	97369.00	850224000.00	.01	500.00	14504600.00	.00
TOTAL (STATES)		14286666.00	10185310100.00	.14	429598.00	158749500.00	.27
29	A. & N. ISLANDS	130000.00	2189500.00	5.94	...	19400.00	.00
30	CHANDIGARH	50800.00	1523800.00	3.33	...	...	.00
31	DADRA & NAGAR HAVELI	23600.00	386400.00	6.11	...	7700.00	.00
32	DAMAN & DIU	18000.00	388500.00	4.63	...	1600.00	.00
33	DELHI	1017800.00	35385300.00	2.88	...	29445100.00	.00
34	LAKSHADWEEP	14700.00	509100.00	2.89	...	14500.00	.00
35	PONDICHERRY	192130.00	3775246.00	5.09	...	38551.00	.00
TOTAL (U.T.s)		1447030.00	44157846.00	3.28	...	29526851.00	.00
TOTAL (STATES & U.T.)		15733696.00	10229467946.00	.15	429598.00	188276351.00	.23

STATEMENT NO (31) : BUDGETED EXPENDITURE ON EDUCATION DEPARTMENTS ( CAPITAL ACCOUNT )  
FOR 2006-07 (BUDGET ESTIMATE)

(RUPEES IN THOUSANDS)

S.NO.	STATE/ UNION TERRITORY	CAPITAL EXP. ON EDU. OUT- SIDE REVENUE ACCOUNT	TOTAL CAPITAL EXP. OUT-SIDE REVENUE ACCOUNT	%AGE OF COL. (2) TO COL. (3)	LOANS FOR EDUCATION	TOTAL LOANS & ADVANCES	%AGE OF COL. (5) TO COL. (6)
1	2	3	4	5	6	7	
1	ANDHRA PRADESH	341063.00	319243700.00	.11	...	13082300.00	.00
2	ARUNACHAL PRADESH	23083.00	23701600.00	.10	...	44300.00	.00
3	ASSAM	24560.00	221849400.00	.01	500.00	1481200.00	.03
4	BIHAR	15000.00	133722100.00	.01	...	3319700.00	.00
5	CHHATTISGARH	1245522.00	219674600.00	.57	5000.00	810200.00	.62
6	GOA	166630.00	28658600.00	.58	10.00	75100.00	.01
7	GUJARAT	1842995.00	691457100.00	.27	...	5956300.00	.00
8	HARYANA	252000.00	998640400.00	.03	10.00	1851400.00	.00
9	HIMACHAL PRADESH	402900.00	38864900.00	1.04	...	118800.00	.00
10	JAMMU & KASHMIR	...	57442200.00	.00	...	1007200.00	.00
11	JHARKHAND	631170.00	63965600.00	.99	...	14294600.00	.00
12	KARNATAKA	559200.00	239926600.00	.23	...	2361900.00	.00
13	KERALA	169160.00	447181200.00	.04	...	8143000.00	.00
14	MADHYA PRADESH	684372.00	517306100.00	.13	114831.00	7190300.00	1.60
15	MAHARASHTRA	405096.00	578843200.00	.07	...	17203200.00	.00
16	MANIPUR	246900.00	55571600.00	.44	...	666300.00	.00
17	MEGHALAYA	19000.00	131970300.00	.01	...	449100.00	.00
18	MIZORAM	40510.00	4861300.00	.83	10.00	376900.00	.00
19	NAGALAND	152965.00	16452300.00	.93	...	59000.00	.00
20	ORISSA	4.00	151840600.00	.00	12000.00	1282700.00	.94
21	PUNJAB	358600.00	674269500.00	.05	...	521300.00	.00
22	RAJASTHAN	122237.00	629736300.00	.02	...	1813400.00	.00
23	SIKKIM	365312.00	22562100.00	1.62	...	2000.00	.00
24	TAMIL NADU	1659901.00	790850900.00	.21	...	10415600.00	.00
25	TRIPURA	250654.00	73506000.00	.34	...	45200.00	.00
26	UTTARANCHAL	1234427.00	132008200.00	.94	79105.00	3258200.00	2.43
27	UTTAR PRADESH	1529626.00	669271100.00	.23	...	7854100.00	.00
28	WEST BENGAL	195600.00	836623300.00	.02	500.00	18700700.00	.00
TOTAL (STATES)		12938487.00	8770000800.00	.15	211966.00	122384000.00	.17
29	A. & N. ISLANDS	144400.00	7534500.00	1.73	...	13900.00	.00
30	CHANDIGARH	60400.00	1760300.00	2.89	...	...	.00
31	DADRA & NAGAR HAVELI	22000.00	385300.00	6.13	...	7700.00	.00
32	DAMAN & DIU	25900.00	401100.00	4.49	...	1500.00	.00
33	DELHI	1612500.00	32691000.00	3.31	...	28675100.00	.00
34	LAKSHADWEEP	11200.00	1682700.00	0.87	...	10000.00	.00
35	PONDICHERRY	224084.00	7061755.00	2.72	...	50860.00	.00
TOTAL (U.T.S)		2100484.00	51516655.00	2.81	...	28759060.00	.00
TOTAL (STATES & U.T.)		15038971.00	8821517455.00	.16	211966.00	151143060.00	.14

..NICNET..

STATEMENT NO (32) : BUDGET PROVISIONS FOR CENTRE & STATE EDUCATION DEPARTMENTS UNDER REVENUE ACCOUNT,  
CAPITAL ACCOUNT OUT-SIDE REVENUE ACCOUNT & LOANS FOR 2006-07 (BUDGET ESTIMATES)

(RUPEES IN THOUSANDS)

S.NO.	STATE/ UNION TERRITORY	REVENUE ACCOUNT			CAPITAL ACCOUNT OUT-SIDE REVENUE ACCOUNT		
		TOTAL BUDGET	EDUCATION DEPARTMENT	%AGE OF COL(3) TO COL(2)	TOTAL BUDGET	EDUCATION DEPARTMENT	%AGE OF COL(6) TO COL(5)
	1	2	3	4	5	6	7
1	ANDHRA PRADESH	453270100.00	55892541.00	12.33	319243700.00	341063.00	.11
2	ARUNACHAL PRADESH	18095100.00	1780536.00	9.84	23701600.00	23083.00	.10
3	ASSAM	160962400.00	34844083.00	21.65	221849400.00	24560.00	.01
4	BIHAR	217795600.00	49253571.00	22.61	133722100.00	15000.00	.01
5	CHHATTISGARH	95972800.00	15099363.00	15.73	219674600.00	1245522.00	.57
6	GOA	31762700.00	3179737.00	10.01	28658600.00	166630.00	.58
7	GUJARAT	262755400.00	41819360.00	15.92	691457100.00	1842995.00	.27
8	HARYANA	140666500.00	22115417.00	15.72	998640400.00	252000.00	.03
9	HIMACHAL PRADESH	67753200.00	12404843.00	18.31	38864900.00	402900.00	1.04
10	JAMMU & KASHMIR	96300000.00	11491620.00	11.93	57442200.00	..	.00
11	JHARKHAND	108571900.00	19758898.00	18.20	63965600.00	631170.00	.99
12	KARNATAKA	343405500.00	52753644.00	15.36	239926600.00	559200.00	.23
13	KERALA	245548300.00	48112793.00	19.59	447181200.00	169160.00	.04
14	MADHYA PRADESH	225099700.00	34129201.00	15.16	517306100.00	684372.00	.13
15	MAHARASHTRA	588400400.00	108507212.00	18.44	578843200.00	405096.00	.07
16	MANIPUR	19947200.00	3363612.00	16.86	55571600.00	246900.00	.44
17	MEGHALAYA	21177600.00	3048598.00	14.40	131970300.00	19000.00	.01
18	MIZORAM	15581900.00	2243942.00	14.40	4861300.00	40510.00	.83
19	NAGALAND	21895900.00	2690090.00	12.29	16452300.00	152965.00	.93
20	ORISSA	159398800.00	23433155.00	14.70	151840600.00	4.00	.00
21	PUNJAB	214462500.00	24695179.00	11.51	674269500.00	358600.00	.05
22	RAJASTHAN	240343400.00	48793875.00	20.30	629736300.00	122237.00	.02
23	SIKKIM	19226600.00	1774688.00	9.23	22562100.00	365312.00	1.62
24	TAMIL NADU	398608100.00	63133442.00	15.84	790850900.00	1659901.00	.21
25	TRIPURA	27629900.00	5438922.00	19.68	73506000.00	250654.00	.34
26	UTTARANCHAL	75962400.00	14008909.00	18.44	132008200.00	1234427.00	.94
27	UTTAR PRADESH	550212200.00	87142206.00	15.84	669271100.00	1529626.00	.23
28	WEST BENGAL	350420400.00	63259876.00	18.05	836623300.00	195600.00	.02
TOTAL (STATES)		5171226500.00	854169313.00	16.52	8770000800.00	12938487.00	.15
29	A. & N. ISLANDS	13010200.00	1186000.00	9.12	7534500.00	144400.00	1.92
30	CHANDIGARH	11477800.00	1795530.00	15.64	1760300.00	60400.00	3.43
31	DADRA & NAGAR HAVELI	8012000.00	226700.00	2.83	385300.00	22000.00	5.71
32	DAMAN & DIU	2734600.00	205300.00	7.51	401100.00	25900.00	.00
33	DELHI	75356600.00	17981577.00	23.86	32691000.00	1612500.00	4.93
34	LAKSHADWEEP	2494700.00	241700.00	9.69	1682700.00	11200.00	.67
35	PONDICHERRY	19594385.00	1930365.00	9.85	7061755.00	224084.00	3.17
TOTAL (U.T.s)		132680285.00	23567172.00	17.76	51516655.00	2100484.00	4.08
TOTAL (STATES & U.T.)		5303906785.00	877736485.00	16.55	8821517455.00	15038971.00	.17
TOTAL CENTRE		4881920000.00	241149900.00	4.94	729860000.00	100.00	.00
GRAND TOTAL		***** **	1118886385.00	10.98	9551377455.00	15039071.00	.16

STATEMENT NO (32) : BUDGET PROVISIONS FOR CENTRE & STATE EDUCATION DEPARTMENTS UNDER REVENUE ACCOUNT,  
CAPITAL ACCOUNT OUT-SIDE REVENUE ACCOUNT & LOANS FOR 2006-07 (BUDGET ESTIMATES)

(RUPEES IN THOUSANDS)

S.NO.	STATE/ UNION TERRITORY	LOAN AND ADVANCES			TOTAL REVENUE ACCOUNT, CAPITAL AC count and loans		
		TOTAL BUDGET	EDUCATION DEPARTMENT	%AGE OF COL(9) TO COL(8)	TOTAL BUDGET	EDUCATION DEPARTMENT	%AGE OF COL(12) TO COL(11)
1		8	9	10	11	12	13
1	ANDHRA PRADESH	13082300.00	...	.00	785596100.00	56233604.00	7.16
2	ARUNACHAL PRADESH	44300.00	...	.00	41841000.00	1803619.00	4.31
3	ASSAM	1481200.00	500.00	.03	384293000.00	34869143.00	9.07
4	BIHAR	3319700.00	...	.00	354837400.00	49268571.00	13.88
5	CHHATTISGARH	810200.00	5000.00	.62	316457600.00	16349885.00	5.17
6	GOA	75100.00	10.00	.01	60496400.00	3346377.00	5.53
7	GUJARAT	5956300.00	...	.00	960168800.00	43662355.00	4.55
8	HARYANA	1851400.00	10.00	.00	1141158300.00	22367427.00	1.96
9	HIMACHAL PRADESH	118800.00	...	.00	106736900.00	12807743.00	12.00
10	JAMMU & KASHMIR	1007200.00	...	.00	154749400.00	11491620.00	7.43
11	JHARKHAND	14294600.00	...	.00	186832100.00	20390068.00	10.91
12	KARNATAKA	2361900.00	...	.00	585694000.00	53312844.00	9.10
13	KERALA	8143000.00	...	.00	700872500.00	48281953.00	6.89
14	MADHYA PRADESH	7190300.00	114831.00	1.60	749596100.00	34928404.00	4.66
15	MAHARASHTRA	17203200.00	...	.00	1184446800.00	108912308.00	9.20
16	MANIPUR	666300.00	...	.00	76185100.00	3610512.00	4.74
17	MEGHALAYA	449100.00	...	.00	153597000.00	3067598.00	2.00
18	MIZORAM	376900.00	10.00	.00	20820100.00	2284462.00	10.97
19	NAGALAND	59000.00	...	.00	38407200.00	2843055.00	7.40
20	ORISSA	1282700.00	12000.00	.94	312522100.00	23445159.00	7.50
21	PUNJAB	521300.00	...	.00	889253300.00	25053779.00	2.82
22	RAJASTHAN	1813400.00	...	.00	871893100.00	48916112.00	5.61
23	SIKKIM	2000.00	...	.00	41790700.00	2140000.00	5.12
24	TAMIL NADU	10415600.00	...	.00	1199874600.00	64793343.00	5.40
25	TRIPURA	45200.00	...	.00	101181100.00	5689576.00	5.62
26	UTTARANCHAL	3258200.00	79105.00	2.43	211228800.00	15322441.00	7.25
27	UTTAR PRADESH	7854100.00	...	.00	1227337400.00	88671832.00	7.22
28	WEST BENGAL	18700700.00	500.00	.00	1205744400.00	63455976.00	5.26
TOTAL (STATES)		122384000.00	211966.00	.17	14063611300.00	867319766.00	6.17
29	A. & N. ISLANDS	13900.00	...	.00	20558600.00	1330400.00	6.47
30	CHANDIGARH	...	...	.00	13238100.00	1855930.00	14.02
31	DADRA & NAGAR HAVELI	7700.00	...	.00	8405000.00	248700.00	2.96
32	DAMAN & DIU	1500.00	...	.00	3137200.00	231200.00	7.37
33	DELHI	28675100.00	...	.00	136722700.00	19594077.00	14.33
34	LAKSHADWEEP	10000.00	...	.00	4187400.00	252900.00	6.04
35	PONDICHERRY	50860.00	...	.00	26707000.00	2154449.00	8.07
TOTAL (U.T.s)		28759060.00	...	.00	212956000.00	25667656.00	12.05
TOTAL (STATES & U.T.)		151143060.00	211966.00	.14	14276567300.00	892987422.00	6.25
TOTAL CENTRE		28130000.00	...	.00	5639910000.00	241150000.00	4.28
GRAND TOTAL		179273060.00	211966.00	.12	19916477300.00	1134137422.00	5.69

## STATEMENT NO. (33): PLAN AND NON-PLAN TOTAL BUDGET ( CENTRE AND STATE )

(Rupees in Thousands)

STATE/UNION TERRITORY	2004-05 (ACTUAL)			2005-06 (R.E.)			2006-07 (B.E.)		
	PLAN	NON-PLAN	TOTAL	PLAN	NON-PLAN	TOTAL	PLAN	NON-PLAN	TOTAL
ANDHRA PRADESH	67350800	245722600	313073400	80922000	292964700	373886700	124890100	328380000	453270100
ARUNACHAL PRADESH	5790300	9306100	15096400	6824500	10199700	17024200	8288300	9806800	18095100
ASSAM	20333600	81957900	102291500	42787600	103377600	146165200	34431300	126531100	160962400
BIHAR	12630000	133754400	146384400	26115800	166569500	192685300	36326900	181468700	217795600
CHHATTISGARH	16200700	54829800	71030500	25654200	60372500	86026700	28856800	67116000	95972800
GOA	3651900	15780200	19432100	4696000	17889400	22585400	5490600	26272100	31762700
GUJARAT	42460100	200557800	243017900	42435400	212195900	254631300	48004100	214751300	262755400
HARYANA	14527000	99543900	114070900	21154900	111336400	132491300	22338700	118327800	140666500
HIMACHAL PRADESH	9383600	48545800	57929400	10791800	53475700	64267500	11537100	56216100	67753200
JAMMU & KASHMIR	10971900	70907700	81879600	11453000	85787100	97240100	8762400	87537600	96300000
JHARKHAND	32026100	52159600	84185700	33421500	64137900	97559400	40943500	67628400	108571900
KARNATAKA	51246100	198072400	249318500	59084200	225896200	284980400	78595600	264809900	343405500
KERALA	31426400	140267700	171694100	42106900	168795200	210902100	31093300	214455000	245548300
MADHYA PRADESH	31651800	148611900	180263700	48061900	165637200	213699100	51628900	173470800	225099700
MAHARASHTRA	46411500	464055000	510466500	58219700	477955300	536175000	80144500	508255900	588400400
MANIPUR	2541900	13970000	16511900	6755500	6755500	13511000	6450400	13496800	19947200
MEGHALAYA	4766400	11197000	15963400	7203500	11553600	18757100	8353700	12823900	21177600
MIZORAM	4128400	9815600	13944000	5912800	11135500	17048300	4799700	10782200	15581900
NAGALAND	2945000	13901300	16846300	4819200	16361900	21181100	5046900	16849000	21895900
ORISSA	19514200	104210700	123724900	30559400	115825000	146384400	29941600	129457200	159398800
PUNJAB	4655500	167324700	171980200	16650600	179387000	196037600	14743600	199718900	214462500
RAJASTHAN	27419500	171642300	199061800	34771000	181341000	216112000	37392300	202951100	240343400
SIKKIM	2380200	14854700	17234900	3520900	14612900	18133800	3554900	15671700	19226600
TAMIL NADU	39034900	252513800	291548700	53811600	278829700	332641300	66351000	332257100	398608100
TRIPURA	3411000	18415300	21826300	4854400	20760200	25614600	5065900	22564000	27629900
UTTARANCHAL	11494900	38862400	50357300	19950200	48254300	68204500	23157600	52804800	75962400
UTTAR PRADESH	50980900	395122600	446103500	75093900	423629600	498723500	92610500	457601700	550212200
WEST BENGAL	26351300	255109900	281461200	49344800	283174900	332519700	49685500	300734900	350420400
TOTAL (STATES)	595685900	3431013100	4026699000	826977200	3808211400	4635188600	958485700	4212740800	5171226500
A. & N. ISLANDS	2159210	7906705	10065915	2829900	11990800	14820700	3695800	9314400	13010200
CHANDIGARH	1075767	8944435	10020202	1106200	9821700	10927900	1316300	10161500	11477800
DADRA & NAGAR HAVELI	282089	4278801	4560890	309500	5484500	5794000	350900	7661100	8012000
DAMAN & DIU	158103	2314607	2472710	202900	2381000	2583900	238600	2496000	2734600
DELHI	14179100	44095700	58274800	19432200	52469500	71901700	20267600	55089000	75356600
LAKSHADWEEP	297553	1820537	2118090	308300	2032600	2340900	327600	2167100	2494700
PONDICHERRY	5236302	10489450	15725752	6443427	11701509	18144936	7045448	12548937	19594385
TOTAL (U.T.s)	23388124	79850235	103238359	30632427	95881609	126514036	33242248	99438037	132680285
TOTAL (STATES & U.T.s)	619074024	3510863335	4129937359	857609627	3904093009	4761702636	991727948	4312178837	5303906785
TOTAL CENTRE	874950000	2968570000	3843520000	1141530000	3261420000	4402950000	1437620000	3444300000	4881920000
GRAND TOTAL	1494024024	6479433335	7973457359	1999139627	7165513009	9164652636	2429347948	7756478837	10185826785

..NICNET..