

ANALYSIS
OF
BUDGETED EXPENDITURE
ON EDUCATION
2003-04 To 2005-06



GOVERNMENT OF INDIA
MINISTRY OF HUMAN RESOURCE DEVELOPMENT
(DEPARTMENT OF HIGHER EDUCATION)
PLANNING & MONITORING UNIT
NEW DELHI
2006

PROJECT TEAM

SHRI ANIL KAPOOR	DEPUTY SECRETARY
SHRI HARVINDER SINGH	UNDER SECRETARY
SHRI AJITH KUMAR N.	ASSISTANT DIRECTOR
SHRI RADHEY SHYAM	SENIOR INVESTIGATOR
SHRI V.S. NAGAR	SENIOR INVESTIGATOR
SHRI SANJAY VASHIST	U.D.C.
SMT. KALPANA KHANTWAL	U.D.C.

N.I.C. STAFF

Dr. V. V. S. MURTY	SENIOR TECHNICAL DIRECTOR
SHRI HARVINDER SINGH	SENIOR SYSTEM ANALYST

PREFACE

This publication, brought out annually, analyses the Budget provisions made by the States/UTs and the Central Ministries for the development of education in their budgets as placed before the Legislatures and Parliament. The present issue analyses the budget documents (Demands for Grants) for the year 2005-06. These documents give information in respect of actual expenditure for the year 2003-04, revised estimates of the expenditure for the year 2004-05 and the budget estimates for the year 2005-06. The information has been used to analyze the trend of the expenditure on education and also bring out the salient features.

Total expenditure on education as incurred by the Centre, States and Union Territories have been taken into account. Effort is always made to take precaution against double counting of expenditure because the whole of actual expenditure, both central grant and State's share, under Centrally Sponsored Schemes (CSS) of Education Department is made by State/UTs and shown as such in their budget documents. This time even for the Centrally Sponsored Scheme of the departments other than education department, this principle has been ensured.

New feature of graphic representation of data and its analysis has been added from this year. Bar charts and pie charts have been used as tools to portray the salient and unique features of the analysis. We are sure that this will help in putting more emphasis and focus on the points thrown up by the analysis. This will also make the publication more lively and useful.

*(Smt. Purnima Gupta)
Economic Advisor*

CONTENTS

A.	Preface	
	I. Introduction	1
	II. Analysis of Budgeted Expenditure	5
	III. Relationship between Budgeted Expenditure on Education and National Income.	12
	IV. Budgeted Expenditure on Education (Capital Accounts)	13
	V. Budgeted Expenditure on Education; Revenue and Capital Account	15
B.	Analytical Tables No.1 to 9	
Table 1	Budgeted Expenditure on Education by Education Department and other Departments.	
Table 2	Budgeted Expenditure on Education by Education Department vis-à-vis total Budget.	
Table 3	Budgeted Expenditure by Education Department and other Departments (Revenue Account) Plan, Non Plan.	
Table 4	Plan and Non Plan Budgeted Expenditure by Education Department with percentage.	
Table 5	Total Budget Provision for Education and Training 2005-06 (Revenue Account).	
Table 6	Budgeted Expenditure on Education Department by Centre (Revenue Account).	
Table 7	Relationship between Budgeted Expenditure on Education and Net Domestic Product of States/UTs.	
Table 8	Total budgeted Expenditure (Capital Account and Loans) on Education by Education Department.	
Table 9	Percentage of Capital Expenditure on Education to Total budget (Capital Account) State-wise.	

C. Statistical Statements No. 1 to 33

Statement No.1	Budgeted Provision for Education & Training at the Centre (Revenue Account) .	1
Statement No.2	Budgeted Expenditure on Education, Training by Education and other departments (Revenue Account) .	5
Statement No.3	Plan and Non-Plan Budget Provision for Education by all departments (Revenue Account).	8
Statement No.3A	Percentage share of total Plan and Non-Plan Budgeted Expenditure of Education Department in the total State Plan and Non-Plan Budgeted Expenditure (Revenue Account).	11
Statement No.3B	Percentage share of Total Plan and Non-Plan Budgeted Expenditure of Education and other departments in the total State Plan & Non-Plan Budgeted Expenditure (Revenue Account).	12
Statement No.4	Total State Budget and Budgeted Expenditure on Education and Training (Revenue Account).	13
Statement No.5	Plan and Non-Plan Budgeted Expenditure on Education by Education Departments (Revenue Account).	14
Statement No.6	Total Plan Budgeted Expenditure on education and Training by all departments (Revenue Account).	17
Statement No.7	Plan and Non-Plan Budgeted Expenditure on Elementary Education (Revenue Account).	18

(iii)

Statement No.8	Plan and Non-Plan Budgeted Expenditure on Elementary Education by Sub heads (Revenue Account)	19
Statement No.9	Plan and Non-Plan Budgeted Expenditure on Secondary Education (Revenue Account).	28
Statement No.10	Plan and Non-Plan Budgeted Expenditure by sub heads on Secondary Education .	29
Statement No.11	Plan and Non-Plan Budgeted Expenditure on Adult Education (Revenue Account).	38
Statement No.12	Plan and Non-Plan Budgeted Expenditure on Adult Education by sub-heads (Revenue Account).	39
Statement No.13	Plan and Non-Plan Budgeted Expenditure on University and other Higher Education (Revenue Account).	44
Statement No.14	Plan and Non-Plan Budgeted Expenditure on University and other Higher Education by Sub-Heads (Revenue Account) .	45
Statement No.15	Plan and Non-Plan Budgeted Expenditure on Technical Education (Revenue Account).	51
Statement No.16	Plan and Non-Plan Budgeted Expenditure on Technical Education by Sub-Heads (Revenue Account).	52
Statement No.17	Plan and Non-Plan Budgeted Expenditure on Physical Education (Revenue Account).	61
Statement No.18	Plan and Non-Plan Budgeted Expenditure on Physical Education by Sub-Heads (Revenue Account).	62

Statement No.19	Plan and Non-Plan Budgeted Expenditure on other General Education Programme (Revenue Account).	63
Statement No.20	Plan and Non-Plan Budgeted Expenditure on other General Education Programme by Sub-Heads (Revenue Account).	64
Statement No.21	Plan and Non-Plan Budgeted Expenditure on Language Development (Revenue Accounts)	69
Statement No.22	Plan and Non-Plan Budgeted Expenditure on Language Development by Sub-Heads (Revenue Accounts).	70
Statement No.23	Budgeted Expenditure on Education of the Education Departments according to heads of charges (Revenue Account) for 2003-04 (Actuals).	75
Statement No.23A	Capital Account for 2003-04 (Actuals) (Statewise).	76
Statement No.23B	Loans & Advances 2003-04 (Actuals) (Statewise).	77
Statement No.24	Budgeted Expenditure on Education of the Education Departments according to Heads of charges (Revenue Account) for 2004-05 (Revised Estimates).	78
Statement No.24A	Capital Account 2004-05 (Revised Estimates) (Statewise).	79
Statement No.24B	Loans & Advances 2004-05 (Revised Estimates) (Statewise).	80
Statement No.25	Budgeted Expenditure on Education of the Education Department according to Heads of charges (Revenue Account) for 2005-06 (Budget Estimates).	81
Statement No.25A	Capital Account 2005-06 (Budget Estimates) (Statewise).	82

Statement No.25B	Loans & Advances 2005-06 (Budget Estimates) (Statewise).	83
Statement No.26	Sectorwise Plan and Non-Plan Actual Expenditure of Education of States/UTs and Centre (Revenue Account) for 2003-04.	84
Statement No.27	Sectorwise Plan and Non-Plan Revised Estimates for Education Departments of States/UTs and Centre (Revenue Account) for 2004-05.	85
Statement No.28	Sectorwise Plan and Non-Plan Budget Estimates for Education in States/UTs and Centre (Revenue Account) for 2005-06.	86
Statement No.29	Budgeted Expenditure on Education of Education Department (Capital Account) for 2003-04 (Actuals).	87
Statement No.30	Budgeted Expenditure on Education of Education Department (Capital Account) for 2004-05 (Revised Estimates).	88
Statement No.31	Budgeted Expenditure on Education of Education Department (Capital Account) for 2005-06 (Budget Estimates).	89
Statement No.32	Budget Provision for Centre and State/UTs Education Departments under Revenue Account, Capital Accounts and Loans and Advances for 2005-06.	90
Statement No.33	Total Budget (Plan and Non-Plan) Centre & States/Uts.	92

INTRODUCTION

This publication gives the details of the Plan and Non Plan expenditure budgeted by the education departments of the States/UTs and the Centre for various sub-sectors of Education. Departments other than the Department of Education also incur some expenditure on education and an effort has been made to include the budget estimates of their expenditure on education in order to get the total picture of public expenditure on education in the country. The expenditure of other departments also includes the expenditure on research and training (formal and non-formal). However, the portion of the budget provisions which relates to training facilities provided by such Departments to their employees for improving their professional skills or other in-service training courses, has not been included.

The total amount of budget provisions on the revenue account made for education for the year 2005-06 by education departments for the States/UTs and the Centre works out to Rs.96230.71 crore (Rs.77893.68 crore in State Sector and Rs.18337.03 crore in the Central sector) which is 12.30% more than the revised estimates of Rs.85686.70 crore for 2004-05. This amount constitutes 10.61% of the total budget provisions made on the revenue account in the States and at the Centre.

Apart from the revenue account, the Education Departments also make some provisions for capital works. The total budget estimates on the capital accounts (including loans) accounted for only Rs.1316.95 crore (Rs.1316.94 crore in the State Sector and Rs.0.01 crore in the Central Sector). Taking into account both the revenue as well as the capital account, the total budget estimates for education for 2005-06 of the State Education Departments and the Education Departments of the Centre works out to Rs.97547.66 crore, which is 5.82% of the total budget estimates.

The total budget provisions for 2005-06 made by the departments other than Education works out to Rs.22799.17 crore. Accordingly including the expenditure on Education by all the Departments, the total budget provisions for education is given in the following table.

Expenditure on Education (2005-06 BE Revenue Account)

	Centre	States/UT	Total
Expenditure (Rs. in crore)	289,28.76	901,01.12	119,029.88
Share with respect to total (%)	75.70	24.30	100

It is observed from the table that the States are contributing about 76% of the total revenue expenditure on education in the country while centre contributes about 24% to the education sector as a whole. The total revenue account of Rs.119029.88 crore constitutes 13.13% of the total budget of the Centre and the States for 2005-06 (19.58% for the State sector and 6.48% for the Central Sector).

The budget provisions (Revenue Account) for the Education department of the Central and the State Governments are indicated in the table which follows:-

Budgeted Expenditure (Plan & Non Plan) (Revenue Account) By Education Departments

Year →	2003-04(Actual)		2004-05(RE)		2005-06(BE)	
	Centre	State	Centre	State	Centre	State
Plan	7371.07	4626.24	10224.15	7655.15	15242.26	9166.15
Non Plan	2806.40	58241.22	3004.58	64802.82	3094.77	68727.53
Total	10177.47	62867.46	13228.73	72457.97	18337.03	77893.68
Share of Plan Exp. to total exp. On education (%)	72.43	7.36	77.29	10.56	83.12	11.77

About 83.12% of the Central expenditure on education is under plan whereas in the case of States/UTs it is only 11.77 % in the year 2005-06

The following table indicates the Sector-wise Expenditure on Education by Education Department incurred by both Centre and States.

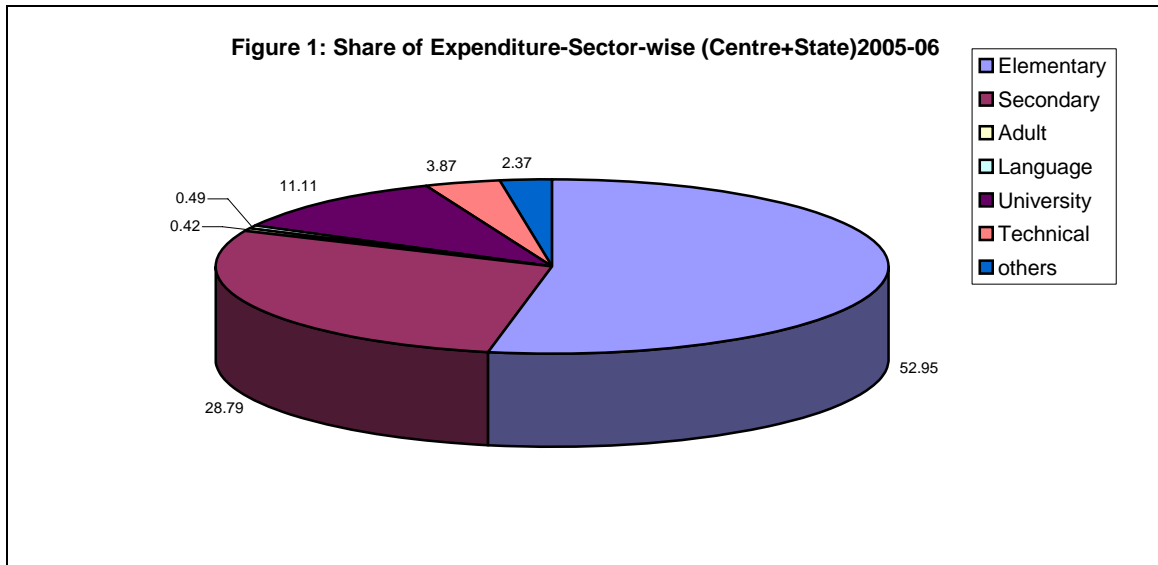
Sector-wise Expenditure (Plan & Non Plan) on Education by Education Department (Revenue Account) with percentage-Centre and States/UTs 2005-06 (BE)

(Rs.in crores)

	Plan Expenditure	Plan %age share	Non-Plan Expenditure	Non-Plan %age Share	Total Expenditure	Total %age Share
1.	2.	3.	4.	5.	6.	7.
Elementary Education	16823.50	68.93	34128.54	47.52	50952.04	52.95
Secondary Education	2659.13	10.89	25049.97	34.88	27709.10	28.79
Adult Education	328.45	1.35	79.08	0.11	407.53	0.42
Language Development	141.00	0.58	325.98	0.45	466.98	0.49
University & Hr. Education	1346.50	5.52	9342.01	13.01	10688.51	11.11
Technical Education	1510.90	6.19	2209.16	3.08	3720.06	3.87
General Education	1589.80	6.51	645.16	0.90	2234.96	2.32
Physical Education	9.12	0.04	42.41	0.06	51.53	0.05
Total Education	24408.40	100.00	71822.31	100.00	96230.71	100.00

Elementary Education accounted for 52.95% of the total expenditure on education in 2005-06, followed by Secondary Education, which was 28.79%. The share of University & Higher Education and Technical Education was 11.11% and 3.87% respectively.

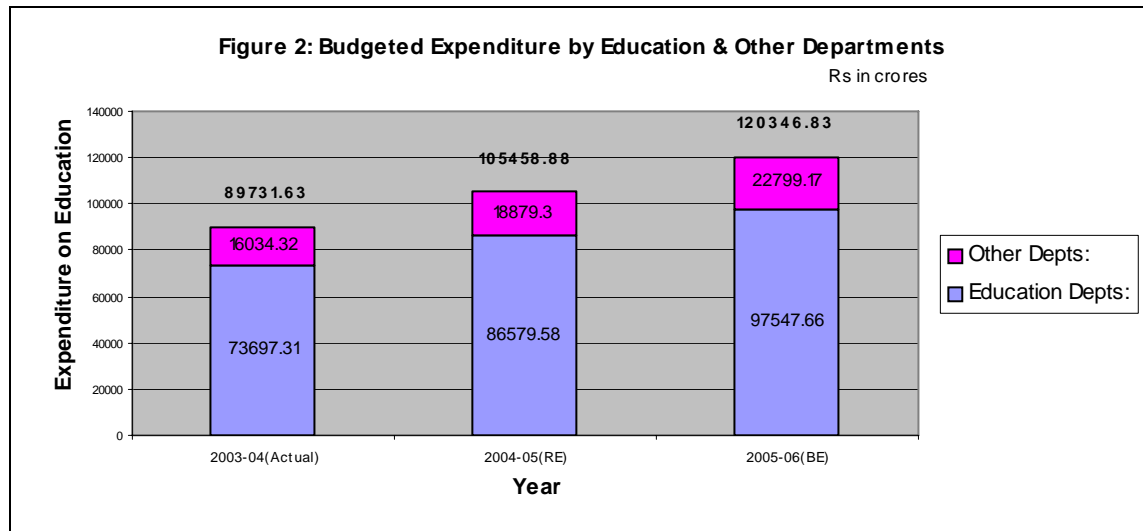
Sub-sector wise expenditure on education for 2005-06 has been depicted in the pie-chart (Figure-1).



II. ANALYSIS OF BUDGETED EXPENDITURE

Table (1) summarizes the budget provisions for education by the Education Departments and other Departments under all the three accounts viz. (i) Revenue Account, (ii) Capital Account and (iii) Loans and Advances. Besides, provisions for Centre and States/Union Territories have also been indicated separately.

Budget provisions for education and training in 2005-06 have gone up to Rs.120346.83 crore (Rs.119029.88 crore under the Revenue Account, Rs.1300.48 crore under the capital Account and Rs.16.47 crore under Loans and Advances), forming 7.19% of the total budget provisions. Percentage provisions for education and training for the respective accounts are 13.13% under the Revenue Account, 0.17% under the Capital Account and under Loans and Advances is 0.10 %. Figure-2 – a bar diagram indicates the extent and progress of Budgeted expenditure on education by education and other departments during 2003-04(Actual) to 2005-06(BE).



The Actual Expenditure for 2003-04, Revised Estimates 2004-05 and Budgeted Expenditure on education provided by the education departments of both the Centre and the States for 2005-06 have been given in Table (2).

The total expenditure on education during the year 2003-04 (Actual) incurred by the Education Departments of the Centre and the States under all the three accounts; (Revenue Account, Capital Account, & Loans and

Advances) amounted to Rs.73697.31 crore (Rs.10177.47 crore for Centre and Rs.63519.84 crore for States) forming 4.08% of the total expenditure of Centre and States on all the three accounts. Out of this amount, Rs.73044.93 crore is under the Revenue Account, Rs.645.46 crore under the Capital Account (outside Revenue Account) and Rs.6.92 crore under Loans and Advances. The corresponding percentages of expenditure on education under these accounts with reference to the respective total expenditure are 9.82%, 0.06% and 0.02%.

The Revised Estimates of 2004-05 provided by the Education Departments of the Centre and States rose to Rs.86579.58 crore (Rs.13228.74 crore for the Centre and Rs.73350.84 crore for the States) constituting 4.97% of the total Revised Estimates on all the three accounts. This amount comprised Rs.85686.70 crore under the Revenue Account, Rs.880.30 crore under the Capital Account and Rs.12.58 crore under Loans and Advances. The corresponding percentages of these accounts to the respective total Revised Estimates are 10.46%, 0.10% and 0.05%.

The Budget Estimates 2005-06 for education by the Education Departments of the Centre and the States under all the three accounts rose to Rs.97547.66 crore (Rs.18337.04 crore for the Centre and Rs.79210.62 crore for the States). This amount consists of Rs.96230.71 crore under the Revenue Account, Rs.1300.48 crore under the Capital Account and Rs.16.47 crore under Loans & Advances. The corresponding percentages of these accounts to the respective total budget provisions works out to 10.61%, 0.17% and 0.10%.

Figure-3 corresponding to Table (2) shows the share of expenditure on education by education department with respect the total budget on all the three accounts (Revenue Account, Capital Account, & Loans and Advances) separately for Centre and State. The figure also depicts the total share of expenditure on education by education department by both centre and state together.

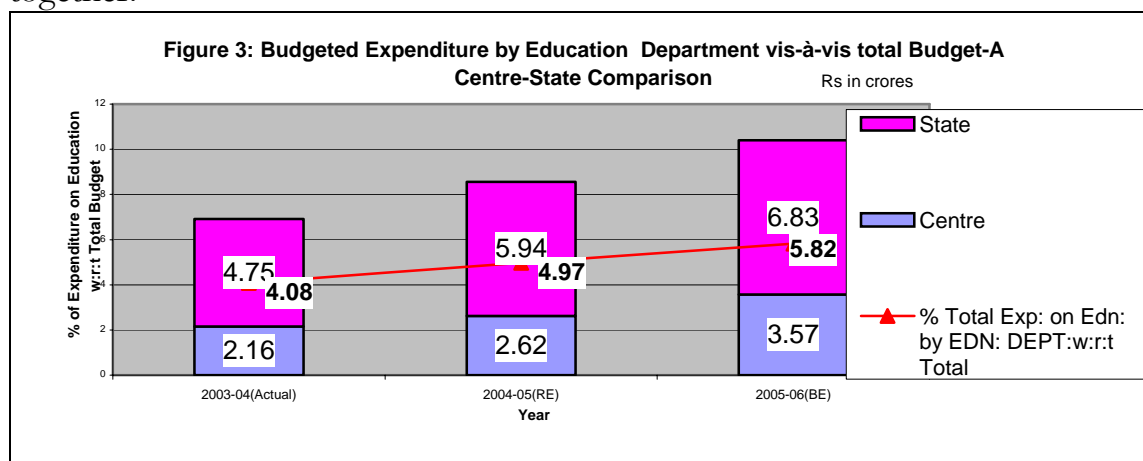
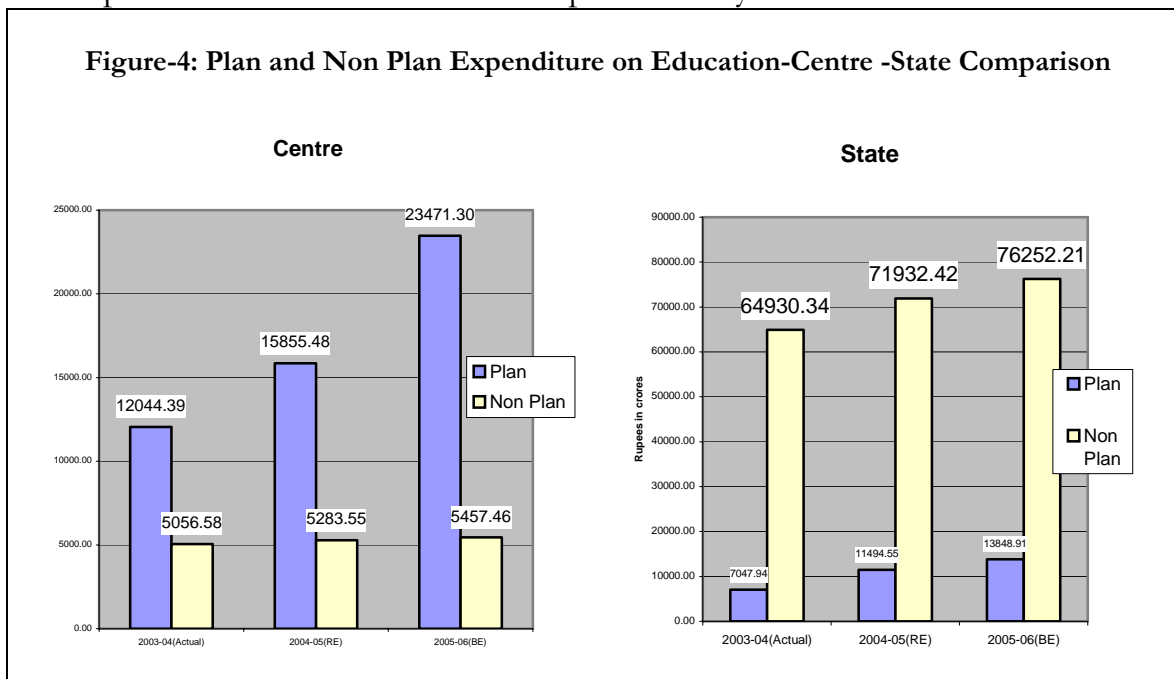


Table (3) summarizes the total budget provisions (Revenue Account) for expenditure on education in respect of Education Departments as well as other departments with the break-up of Plan and Non-Plan provisions for the year 2003-04 (Actuals), 2004-05 (Revised Estimates) and 2005-06 (Budget Estimates). Figure-4 – a bar chart, depicts the Plan and non-Plan Expenditure of Centre and State incurred by Education Department. It brings out contrast in emphasis on Plan and Non-Plan expenditure by Centre and States.



The Actual Expenditure on education by the Centre and the States/Union Territories (Education plus other departments) for the year 2003-04 under the Revenue Account amounted to Rs.89079.25 crore, comprising Rs.73044.93 crore by the Education Departments and Rs.16034.32 crore by the other departments. The total expenditure on education constituted 11.98% of the total respective expenditure under the Revenue Account.

The Actual Expenditure on education by the Centre under the Revenue Account for education & training including Grant-in-aid to States/Union Territories was Rs.17100.97 crore (Rs.12044.39 crore for Plan and Rs 5056.58 crore for Non-Plan). The Central expenditure on education including training (formal & informal) constituted 4.72% of the total central expenditure (Revenue Account).

The Actual Expenditure on education by the States/Union Territories was Rs.71978.28 crore (Rs.7047.94 crore for Plan and Rs.64930.34 crore for Non-Plan) and formed 18.87% of the total expenditure (Revenue Account) for all States/Union Territories.

The Revised Estimates of 2004-05 for expenditure on education by the

Centre and States/Union Territories under the Revenue Account amounted to Rs.104566.00 crore, comprising Rs.85686.70 crore by the Education Departments and Rs.18879.30 crore by the other departments. The total Revised Estimates for education formed 12.76% of the total Revised Estimates of expenditure (Revenue Account).

The Revised Estimates for education by the Centre under the Revenue Account for education and training including grants-in-aid to States/Union Territories amounted to Rs.21139.03 crore (Rs.15855.48 crore for Plan and Rs.5283.55 crore for Non-Plan). The Revised Estimates for education by the Centre including training (Formal & Informal) constituted 5.48% (17.68% for plan and 1.78% for Non-Plan) of the total Revised Estimates of the Centre.

The Revised Estimates for education by the States/Union Territories was Rs.83426.97 crore (Rs.11494.55 crore for Plan and Rs. 71932.42 crore for Non-Plan) forming 19.26% of the total Revised Estimates (Revenue Account) for all States/Union Territories.

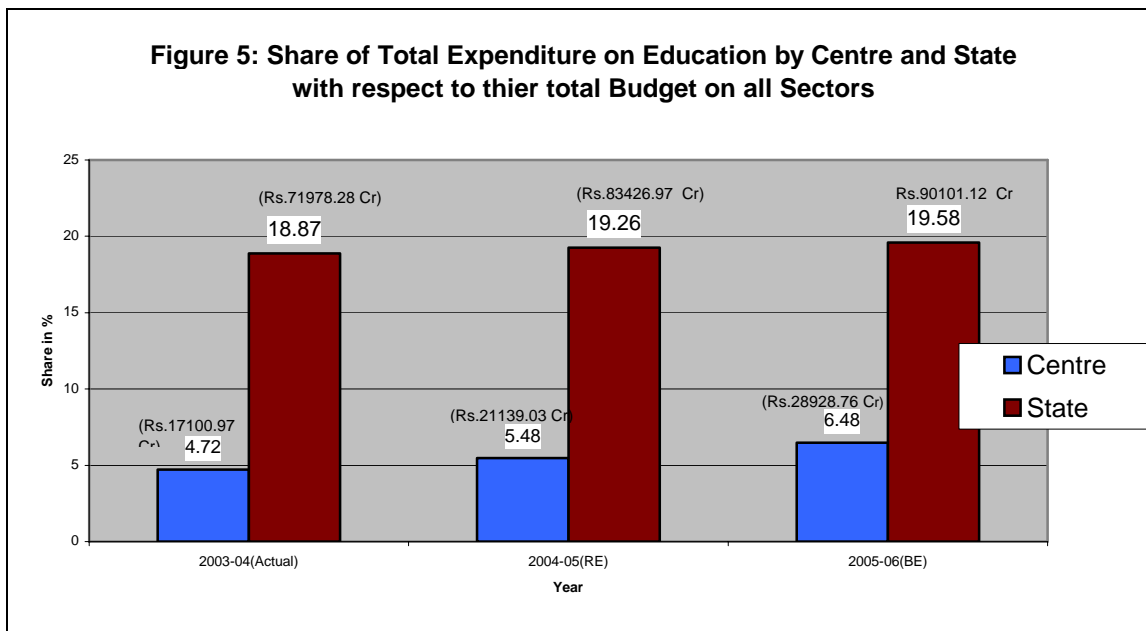
The budget estimates for 2005-06 (Revenue Account) for expenditure on education of the Centre and States/Union Territories amounted to Rs.119029.88 crore comprising Rs.96230.71 crore by the education departments and Rs.22799.17 crore by the other departments. The total budget for education constitutes 13.13 % of the total respective budget under the Revenue Account.

The Central budget provision (Revenue Account) for education and training including grants-in-aid to States/Union Territories is Rs.28928.76 crore, comprising Rs.23471.30 crore for plan and Rs.5457.46 crore for Non-Plan. The Central budget for education including training (formal & informal) constituted 6.48% (20.24% for Plan and 1.65% for Non-Plan) of the total central budget (Revenue Account) for the year 2005-06.

The total budget provision (Revenue Account) of all States/Union territories for education and training is Rs.90101.12 crore (Rs.13848.91 crore for plan and Rs. 76252.21 crore for Non-Plan) constituting 19.58% of the total budget (Revenue Account) for all States and Union Territories.

Figure-5 indicates Plan and Non-Plan expenditure on education by the Education Departments of the Centre and the States/Union Territories vis-à-vis their respective total budget expenditure on all sectors.

Figure 5: Share of Total Expenditure on Education by Centre and State with respect to their total Budget on all Sectors



In 2003-04, the actual expenditure (Revenue Account) of Education Departments of the Centre and the States/Union Territories amounted to Rs.73044.93 crore, comprising Rs.11997.31 crore for Plan and Rs.61047.62 crore for Non-Plan, forming 9.82 % of the total expenditure on all sectors. The Central expenditure for the education departments was Rs.10177.47 crore (Rs.7371.07 crore Plan and Rs.2806.40 crore for Non-Plan) whereas expenditure of the States/Union Territories was Rs.62867.46 crore (Rs.4626.24 crore for Plan and Rs.58241.22 crore for Non-Plan).

The Revised Estimates of 2004-05 of the Education Departments of Centre and States/UTs rose to Rs.85686.70 crore (Rs 17879.30 crore for Plan and Rs.67807.40 crore for Non-Plan) constituting 10.46% of the total Revised Estimates of expenditure on all sectors. The Revised Estimates for the Central Education Departments were Rs.13228.73 crore (Rs.10224.15 crore for plan and Rs.3004.58 crore for Non-Plan) whereas the Revised Estimates for the States/Union Territories were Rs.72457.97 crore (Rs7655.15 crore for Plan and Rs.64802.82 crore for Non-Plan). The percentage of Central Plan for the Education Departments (Revised Estimates) to the total Central Plan budget (Revised Estimates) was 11.40% while it was 1.01% in case of Non-Plan expenditure on education.

The total budget provision (Revenue Account) of Education Departments of the Centre and the States/Union Territories for the year 2005-06 amounted to Rs.96230.71 crore, comprising Rs.24408.41 crore for Plan and Rs.71822.30 crore for Non-Plan forming 10.61% to the total budget of all sectors. The Central budget for the Education Departments was Rs.18337.03 crore (Rs.15242.26 crore for Plan and Rs.3094.77 crore for Non-Plan) whereas the budget provision for the States/Union Territories was Rs.77893.68 crore

(Rs.9166.15 crore for Plan and Rs.68727.53 crore for Non-Plan). The percentage provision of Centre plan expenditure to the total plan budget was 13.14%, while it was 0.94% for Non-Plan.

Table (5) depicts the budget provisions (Revenue Account) for education vis-à-vis training (Formal & Informal) at the Centre and in the States/Union Territories for the year 2005-06. The Figure-6(i) and Figure-6(ii) – pie-charts, corresponding to this table show that meager 3.42% of the total Centre Budget for Education spent on Training. The respective figure for States is 4.17%.

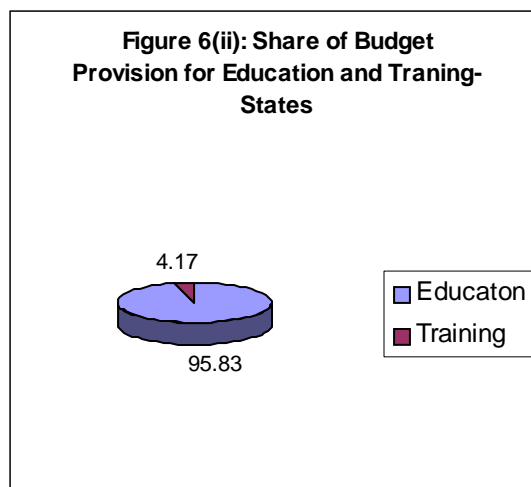
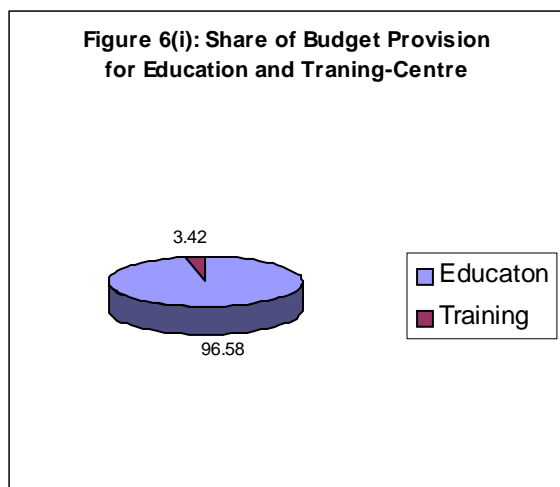
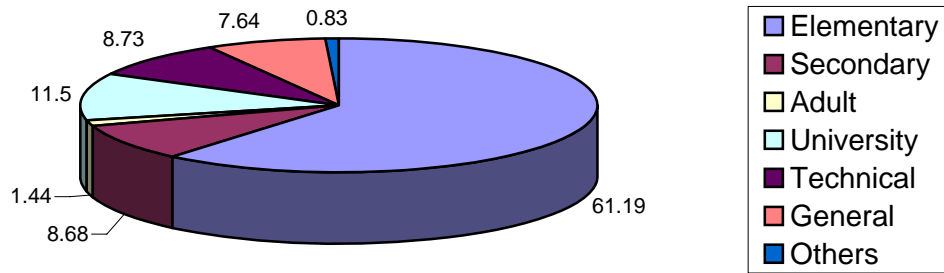


Table (6) gives the sector-wise break-up of the budgeted expenditure on education in the Central Sector of the Ministry of Human Resource Development, Departments of Education for the years 2003-04 (Actuals), 2004-05 (Revised Estimates) and 2005-06 (Budget Estimates). Besides, break-up of Plan and Non-Plan expenditure is also given.

Table (6) indicates that in 2005-06 a major share of Rs.11219.79 crores or 61.19% of the total budget of the Department of Education is provided for Elementary Education. The second priority is given to University & Higher Education which is Rs.2108.26 crores or 11.50%, of which the lion's share of Rs.1927.17 crore is to be operated through the University Grants Commission. The third priority is given to Technical Education which is Rs.1600.73 crore or 8.73%; Rs.1591.61 crore or 8.68% for Secondary Education and Rs.1400.61 crores or 7.64% for general purposes including research, scholarships, international co-operation Rs.263.24 crore forming 1.44% for Adult Education and Rs.152.14 crores or 0.83% for Language Development Programmes, and Rs. 0.65 crores for Physical Education (promotion of yoga). Figure-7 – a pie-chart also depicts relative emphasis on various sub-sectors in the Central Budget (Revenue Account).

Figure 7: Share of Expenditure on Education by Centre(2005-06 Rev Account)

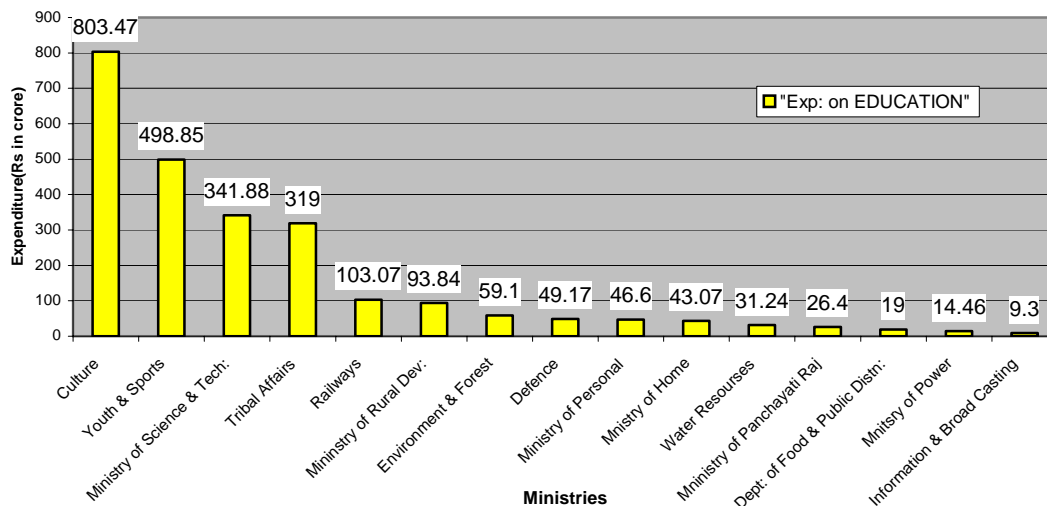


Out of the total central budget (Revenue Account), Rs.2242.41 crore (Rs.2182.12 crore for Plan and Rs.60.29 crore for Non-Plan) has been provided for Grants-in-aid to States and Union Territories, which is about 12.23 % of the total budget of Rs. 18337.03 crore (Rs.15242.26 crore for Plan and Rs.3094.77 crore for Non-Plan) of the Education Department for the year 2005-06.

Statement (1) of the Appendices gives Ministry/Department wise details of the central budget provision for education including training (formal & informal). This provision, which was Rs.28928.76 crore in 2005-06 constituted 6.48% of the total central budget. The corresponding percentage of budget provision in 2003-04 and 2004-05 as 4.72 and 5.48 respectively.

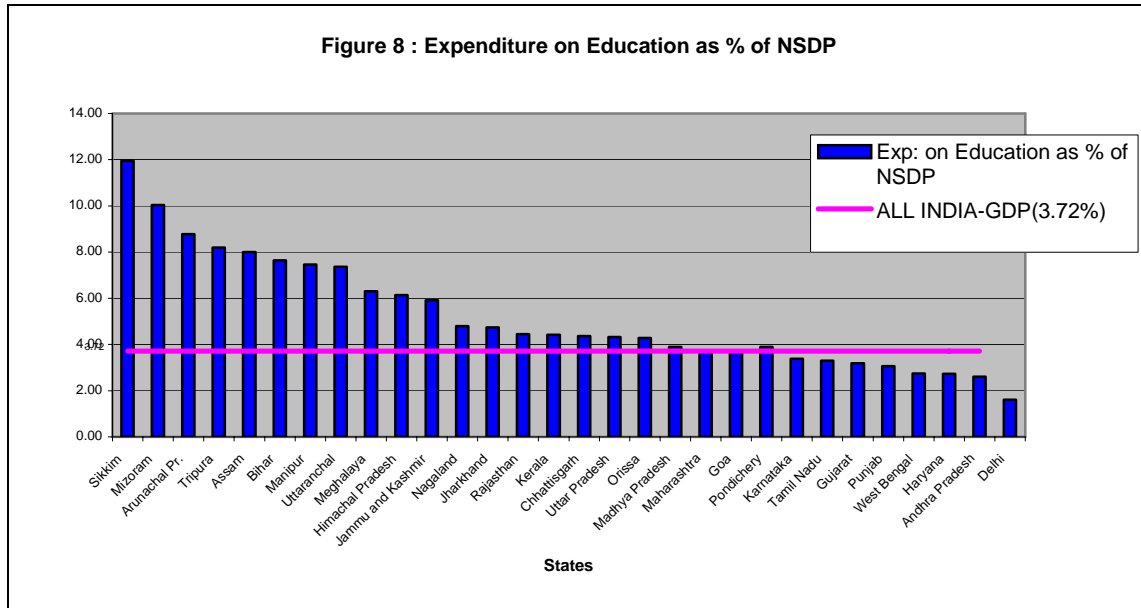
The Departments/Ministries, other than Education Department also contribute towards education. Figure 8 gives the comparative contribution in respect of certain selected Ministries for the year 2005-06.

Figure 8: Expenditure on Education by certain selected Ministries



III. RELATION BETWEEN BUDGETED EXPENDITURE ON EDUCATION AND NET STATE & NATIONAL DOMESTIC PRODUCT

The percentage of total budgeted expenditure of States/UTs to their Net State Domestic Product is worked out in Table-7.



*For some states the reference year is 2003-04 and others 2004-05 and for All India Figure the reference year is 2005-06-see Table-7

Figure-8 indicates the State-wise relationship between budgeted expenditure on education for all departments on Revenue Account in terms of the Net State Domestic Product for the available years of various States and Union Territories for the purpose of comparative study. It is observed from the graph that the percentage of expenditure on education is below the National GDP in respect of the major states such as Maharashtra, Punjab, Haryana, Andhra Pradesh, Tamil Nadu, Karnataka, Gujarat, and West Bengal.

The total expenditure on the Revenue Account at the all India level during 2005-06 formed 28.33% of the total Gross Domestic Product (GDP) and only 3.01% of the GDP was provided in the budgets of the education departments. When the provision for education for all departments including education departments is taken into account this percentage works out to be 3.72%.

IV. BUDGETED EXPENDITURE ON EDUCATION (CAPITAL ACCOUNT)

This head accommodates the capital expenditure outside the Revenue Account and loans and advances for all States/UTs and at the centre. Capital expenditure and loans for education are quite meager in comparison with the expenditure under Revenue Account.

Table 8 indicates the provision of capital expenditure outside the Revenue Account and loans for education by the Education Departments of all States and Union Territories and at the centre for the year 2003-04 (Actuals), 2004-05 (Revised Estimates) and 2005-06 (Budget Estimates). A provision of Rs.0.01 crore under the capital account (outside the Revenue Account) and nil under loans and advances was made for the Education Department at the Centre for the year 2005-06.

The total capital expenditure outside the Revenue Account and loans for education by the Education Departments of all States/UTs amounted to Rs.1300.47 crore and Rs.16.47 crore respectively during 2005-06.

Statement (29) in the Appendices indicates the State-wise capital expenditure outside the Revenue Account and loans for education made by the Education Departments of all States/UTs for the year 2003-04 (Actual) which amounted to Rs.645.46 crore constituting 0.07% of the total capital account outside the Revenue Account. Among States, this percentage is highest in the case of Jammu and Kashmir (2.36%) and no provision was made in Andhra Pradesh, Bihar, Jharkhand, Punjab and West Bengal. Among Union Territories, this percentage is in the range of 3.5% for Daman and Diu and 5.28% in A.&N. Islands and Pondicherry.

During 2003-04 (Actuals), the total loans provided by the Education Departments of all States/UTs amounted to Rs.6.91 crore forming 0.03% of the total loan and advances. None of the Union Territory had provided for loans.

Statement (30) in the Appendices shows the Revised Estimates of capital expenditure on education for all States/UTs in 2004-05 which increased to Rs.880.29 crore forming 0.11% of the total capital expenditure outside the Revenue Account for all States/UTs. This percentage varies from 0.01% in Haryana, Karnataka, Meghalaya, Orissa and West Bengal to 4.45% in Arunachal Pradesh. Among Union Territories, the highest percentage is observed in

Dadra and Nagar Haveli 6.33% and the lowest in Delhi 2.18%.

Loans and advances for education provided by education departments of all States/UTs amounted to Rs.12.58 crore or 0.06% of the total loans and advances for all States/UTs. Among States, this percentage is highest in the case of Goa (27.54%) and lowest in the case of Jammu and Kashmir, Madhya Pradesh and Orissa. Other than the States of Mizoram made no provision under this head. None among the Union Territories had made any provision under this head.

Statement (31) in the Appendices shows State/UTs-wise capital expenditure outside the Revenue Account and loans for education provided by the Education Departments for the years 2005-06 (Budget Estimates). The total budgeted capital expenditure outside the Revenue Account proposed for education amounts to Rs.1300.46 crore forming 0.19% of the total capital expenditure outside the Revenue Account for all States/UTs. This percentage is highest in the case of Arunachal Pradesh (4.91%) and the lowest in the case of Assam and West Bengal (0.02%). Among Union Territories, it ranged from 0.50% in Dadra and Nagar Haveli to 7.34% in Andaman & Nicobar.

A provision of Rs.16.47 crore was made for loans for education by the Education Departments of all States/UTs taken together, constituting 0.12% of the total loans and advances for all departments. The highest percentage is in the case of Goa (14.49%) and lowest in the case of Rajasthan 0.01%. No provision for loans was made other than the States of Assam, J and K, Jharkhand, Madhya Pradesh and Orissa. No provision for loans was made by the Union Territories.

Table (9) indicates the States/Union Territory-wise percentage provision for education to the total State budget under the capital account and loans and advances for the year 2003-04 (Actuals), 2004-05 (Revised estimates) and 2005-06 (Budget Estimates).

V. BUDGETED EXPENDITURE ON EDUCATION (REVENUE AND CAPITAL ACCOUNT)

Statement (32) in the Appendices gives in summary form the budget provision for education by the Education Departments under all the three accounts i.e. (i) Revenue Account, (ii) capital Account (outside Revenue Account) and (iii) Loans & Advances during the year 2005-06 (BE). The provisions have been indicated separately for each State and Union Territory and for the Centre.

Col. (3) of the Statement indicates the total Revenue Account for the Education Departments Rs.96230.69 crore which comprises Rs.75761.25 crore for States, Rs.2132.40 crore for Union Territories and Rs.18337.03 crore for the Centre. According to the State-wise distribution of funds for education by the Education Departments under the Revenue Account, the highest amount of Rs.9942.31 crore is proposed by Maharashtra followed by Uttar Pradesh Rs.7739.53 crore and West Bengal Rs.5479.50 crore.

Similarly, under Col.(6), the total capital expenditure on education comes to Rs 1300.47 crore comprising Rs.1132.40 crore for the State Education Departments, Rs.168.07 crore for the Union Territories Education Departments and Rs.0.01 crore for the Centre.

A total amount of Rs.16.47 crore is shown as loans for education under col.(9) comprising Rs. 16.42 crore for State education Departments and Rs. 0.05 crore for Union Territories Education Departments. The Centre have no provision under this head.

In terms of percentages, 16.93% of the total Revenue Account of all Departments for all States/UTs has been provided for education while 4.11% is proposed for the Centre. The combined percentage of education departments of the States/UTs and the centre to the total budget (Revenue Account) works out to 10.61%.

The percentage provision on the capital account outside the Revenue Account of the Education Departments for all States/UTs works out to 0.19% while for the Centre, it was nil. The combined percentage provision for States/UTs and the Centre is 0.17%.

The share of loans for education by the Education Departments of all States to the total loans and advances is 0.12% and no amount is proposed for the Centre.

The combined percentage provision made by the Education Departments of all States/UTs and the Centre on Revenue account, Capital Account and Loans to the total Revenue Account, Capital Account and Loans and Advances works out to 5.82% (6.83% for States/UTs and 3.57% for the centre).

Statement No.33 in the Appendices shows the Total State Budget of all States/UTs and Centre for the year 2003-04 (Actuals), 2004-05 (Revised Estimates) and Budget-Estimates for 2005-06.

ANALYTICAL TABLES

Table No. (1) - Budgeted Expenditure on Education By Education Department and Other Departments

(Rs. in crore)

	2003 - 04 (Actual)			2004 - 05 (R E)			2005 - 06 (B E)		
	Expenditure on Education Deptt.	Other Depts.	Total	Expenditure on Education Deptt.	Other Depts.	Total	Expenditure on Education Deptt.	Other Depts.	Total
1	2	3	4	5	6	7	8	9	10
Centre									
Revenue	10177.47	6923.50	17100.97	13228.73	7910.30	21139.03	18337.03	10591.73	28928.76
			(4.72)			(5.48)			(6.48)
Capital	0.00	0.00	0.00	0.01	0.00	0.01	0.01	0.00	0.01
			(0.00)			(0.00)			(0.00)
Loans and Advances	0.00	0.00	0.00	0.00	0.00	0.00	0.00	0.00	0.00
			(0.00)			(0.00)			(0.00)
Total	10177.47	6923.50	17100.97	13228.74	7910.30	21139.04	18337.04	10591.73	28928.77
			(3.63)			(4.18)			(5.62)
States/UTs									
Revenue	62867.46	9110.82	71978.28	72457.97	10969.00	83426.97	77893.68	12207.44	90101.12
			(18.87)			(19.26)			(19.58)
Capital	645.46	0.00	645.46	880.29	0.00	880.29	1300.47	0.00	1300.47
			(0.07)			(0.11)			(0.19)
Loans and Advances	6.92	0.00	6.92	12.58	0.00	12.58	16.47	0.00	16.47
			(0.03)			(0.06)			(0.12)
Total	63519.84	9110.82	72630.66	73350.84	10969.00	84319.84	79210.62	12207.44	91418.06
			(5.44)			(6.83)			(7.88)
Total (Centre + States/UTs)									
Revenue	73044.93	16034.32	89079.25	85686.70	18879.30	104566.00	96230.71	22799.17	119029.88
			(11.98)			(12.76)			(13.13)
Capital	645.46	0.00	645.46	880.30	0.00	880.30	1300.48	0.00	1300.48
			(0.06)			(0.10)			(0.17)
Loans and Advances	6.92	0.00	6.92	12.58	0.00	12.58	16.47	0.00	16.47
			(0.02)			(0.05)			(0.10)
Total	73697.31	16034.32	89731.63	86579.58	18879.30	105458.88	97547.66	22799.17	120346.83
			(4.96)			(6.06)			(7.19)

Note : - Figures in brackets indicate percentage to total budget of all Sectors.

1

Table (2) - Budgeted Expenditure on Education By Education Department vis-à-vis Total Budget

(Rs. in crore)

	2003 - 04 (Actual)			2004 - 05 (R E)			2005 - 06 (B E)		
	Total Exp. on Education	Total Exp. on All Sectors	%age of exp. on Edu. to Total	Total Exp. on Education	Total Exp. on All Sectors	%age of exp. on Edu. to Total	Total Exp. on Education	Total Exp. on All Sectors	%age of exp. on Edu. to Total
1	2	3	4	5	6	7	8	9	10
Centre									
Revenue	10177.47	362140	2.81	13228.73	386069	3.43	18337.03	446512	4.11
Capital	0.00	104958	0.00	0.01	115042	0.00	0.01	65116	0.00
Loans and Advances	0.00	4270	0.00	0.00	4680	0.00	0.00	2716	0.00
Total	10177.47	471368	2.16	13228.74	505791	2.62	18337.04	514344	3.57
States/UTs									
Revenue	62867.46	381528.96	16.48	72457.97	433162.90	16.73	77893.68	460131.91	16.93
Capital	645.46	928852.82	0.07	880.29	781315.13	0.11	1300.47	686153.42	0.19
Loans and Advances	6.92	25920.26	0.03	12.58	20779.89	0.06	16.47	14050.4	0.12
Total	63519.84	1336302.04	4.75	73350.84	1235257.92	5.94	79210.62	1160335.73	6.83
Total (Centre + States/UTs)									
Revenue	73044.93	743668.96	9.82	85686.70	819231.90	10.46	96230.71	906643.91	10.61
Capital	645.46	1033810.82	0.06	880.30	896357.13	0.10	1300.48	751269.42	0.17
Loans and Advances	6.92	30190.26	0.02	12.58	25459.89	0.05	16.47	16766.40	0.10
Total	73697.31	1807670.04	4.08	86579.58	1741048.92	4.97	97547.66	1674679.73	5.82

Table No. (3) - Budgeted Expenditure (Plan and Non-Plan)by Education and Other Departments with Percentage (Revenue Account)

(Rs. in crore)

1	2003 - 04 (Actual)			2004 - 05 (R E)			2005 - 06 (B E)		
	Expenditure on Education			Expenditure on Education			Expenditure on Education		
	Education	Other	Total	Education	Other	Total	Education	Other	Total
	Deptt.	Deptt.		Deptt.	Deptt.		Deptt.	Deptt.	
2	3	4	5	6	7	8	9	10	
Centre									
Plan	7371.07	4673.32	12044.39 (15.32)	10224.15	5631.33	15855.48 (17.68)	15242.26	8229.04	23471.30 (20.24)
Non Plan	2806.40	2250.18	5056.58 (1.78)	3004.58	2278.97	5283.55 (1.78)	3094.77	2362.69	5457.46 (1.65)
Total	10177.47	6923.50	17100.97 (4.72)	13228.73	7910.30	21139.03 (5.48)	18337.03	10591.73	28928.76 (6.48)
States/UTs									
Plan	4626.24	2421.70	7047.94 (13.52)	7655.15	3839.40	11494.55 (16.06)	9166.15	4682.76	13848.91 (17.06)
Non Plan	58241.22	6689.12	64930.34 (19.71)	64802.82	7129.60	71932.42 (19.89)	68727.53	7524.68	76252.21 (20.12)
Total	62867.46	9110.82	71978.28 (18.87)	72457.97	10969.00	83426.97 (19.26)	77893.68	12207.44	90101.12 (19.58)
Total (Centre + States/UTs)									
Plan	11997.31	7095.02	19092.33 (14.60)	17879.30	9470.73	27350.03 (16.96)	24408.41	12911.80	37320.21 (18.93)
Non Plan	61047.62	8939.30	69986.92 (11.42)	67807.40	9408.57	77215.97 (11.74)	71822.30	9887.37	81709.67 (11.52)
Total	73044.93	16034.32	89079.25 (11.98)	85686.70	18879.30	104566.00 (12.76)	96230.71	22799.17	119029.88 (13.13)

Note : - Figures in brackets indicate percentage to total budget of all Sectors.

3

Table (4) - Budgeted Expenditure(Plan and Non-Plan) by Education Department with percentage (Revenue Account)

(Rs. in crore)

1	2003 - 04 (Actual)			2004 - 05 (R E)			2005 - 06 (B E)		
	Total Exp. on Education by Education Deptt.	Total Exp. on all Sectors	%age of exp. by Edu. Dept. to Total Expenditure	Total Exp. on Education by Education Deptt.	Total Exp. on all Sectors	%age of exp. by Edu. Dept. to Total Expenditure	Total Exp. on Education by Education Deptt.	Total Exp. on all Sectors	%age of exp. by Edu. Dept. to Total Expenditure
2	3	4	5	6	7	8	9	10	
<u>Centre</u>									
Plan	7371.07	78638.00	9.37	10224.15	89673.00	11.40	15242.26	115982.00	13.14
Non Plan	2806.40	283502.00	0.99	3004.58	296396.00	1.01	3094.77	330530.00	0.94
Total	10177.47	362140.00	2.81	13228.73	386069.00	3.43	18337.03	446512.00	4.11
<u>States/UTs</u>									
Plan	4626.24	52111.56	8.88	7655.15	71590.20	10.69	9166.15	81199.33	11.29
Non Plan	58241.22	329417.40	17.68	64802.82	361572.70	17.92	68727.53	378932.58	18.14
Total	62867.46	381528.96	16.48	72457.97	433162.90	16.73	77893.68	460131.91	16.93
<u>Total (Centre + States/UTs)</u>									
Plan	11997.31	130749.56	9.18	17879.30	161263.20	11.09	24408.41	197181.33	12.38
Non Plan	61047.62	612919.40	9.96	67807.40	657968.70	10.31	71822.30	709462.58	10.12
Total	73044.93	743668.96	9.82	85686.70	819231.90	10.46	96230.71	906643.91	10.61

4

Table (5) - Budgeted Expenditure (Education and Training) 2005 - 06 (Revenue Account)

(Rs. in crore)							
Source	Education Deptt.	EDUCATION Other Deptt.	Total	Formal	TRAINING Informal	Total	Grand Total
1	2	3	4	5	6	7	8
Central Govt. (Including Grant-in -aid to States/UTs.)	18337.03 (4.11)	9602.41 (2.15)	27939.44 (6.26)	651.98 (0.15)	337.33 (0.08)	989.31 (0.22)	28928.75 (6.48)
States/UTs.	77893.66 (16.93)	8451.38 (1.84)	86345.04 (18.77)	3730.10 (0.81)	25.96 (0.01)	3756.06 (0.82)	90101.10 (19.58)
Total	96230.69	18053.79	114284.48	4382.08	363.29	4745.37	119029.85

Note :- Figures in brackets indicate percentage to total budget of all sectors.

5

Table No. 6 :- Sub- Sector and Scheme-wise Budgeted Expenditure of Education Department at Centre (Revenue Account)

(Rs. in crore)

Name of the Schemes	2003-04(Actual)			2004-2005 (R.E.)			2005-2006 (B.E.)		
	Plan	Non-Plan	Total	Plan	Non-Plan	Total	Plan	Non-Plan	Total
1	2	3	4	5	6	7	8	9	10
Elementary Education									
1 Operation Blackboard	0.00	0.00	0.00	0.00	0.00	0.00	0.00	0.00	0.00
2 Establishment of Innovative Primary Schools in Rural Areas	0.00	0.00	0.00	0.00	0.00	0.00	0.00	0.00	0.00
3 Strengthening of Teachers Training Institutes	149.69	0.00	149.69	186.30	0.00	186.30	180.00	0.00	180.00
4 Non-formal Education	0.00	0.00	0.00	0.00	0.00	0.00	0.00	0.00	0.00
5 Shiksha Karmi Project in Rajasthan (EAP)	10.00	0.00	10.00	39.04	0.00	39.04	6.50	0.00	6.50
6 Mahila Samakhya (EAP)	10.38	0.00	10.38	15.00	0.00	15.00	30.00	0.00	30.00
7 National Council of Teacher Education Bihar Education Project	4.65	0.00	4.65	0.22	0.00	0.22	4.50	0.00	4.50
8 Bal Bhawan Society	1.86	0.00	1.86	4.25	0.00	4.25	4.50	0.00	4.50
9 Lok Jumbish/Rajasthan	125.00	0.00	125.00	29.41	0.00	29.41	0.00	0.00	0.00
10 District Primary Education Programme (EAP)	792.88	0.00	792.88	600.00	0.00	600.00	600.00	0.00	600.00
DPEP Domestic Component	0.00	0.00	0.00	0.00	0.00	0.00	0.00	0.00	0.00
11 National Programme of Nutritional Support to Primary Education	1375.00	0.00	1375.00	1507.50	0.00	1507.50	3010.76	0.00	3010.76
12 National Programme of Media Publicity and Advocacy of UEE	0.00	0.00	0.00	0.00	0.00	0.00	0.00	0.00	0.00
13 Sarva Shiksha Abhiyan	2730.61	0.00	2730.61	4753.63	0.00	4753.63	7156.00	0.00	7156.00

14	Special Assistance to States/UTs for implementary the proposals to make Ele- mentary Education as fundamental Right				0.00	0.00	0.00	0.00	0.00	0.00
15	National Programme for Women's Education	0.00	0.00	0.00	0.00	0.00	0.00	0.00	0.00	0.00
16	Joint GOI - UN Programme for Primary Education	0.94	0.00	0.94	0.00	0.00	0.00	0.00	0.00	0.00
17	Educational Dev. Of NE States & Sikkim	0.00	0.00	0.00	0.00	0.00	0.00	0.00	0.00	0.00
18	Kasturba Gandhi Swatantra Vidyalaya	0.00	0.00	0.00	90.00	0.00	90.00	225.00	0.00	225.00
Total - Elementary Education		5201.01	0.00	5201.01	7225.35	0.00	7225.35	11217.26	0.00	11217.26
Secondary Education										
1	N C E R T	17.90	36.00	53.90	17.10	36.25	53.35	17.10	46.13	63.23
2	Navodaya Vidyalayas	439.56	130.00	569.56	385.20	139.66	524.86	495.00	143.85	638.85
3	Kendriya Vidyalayas	103.57	558.00	661.57	100.80	581.49	682.29	164.70	598.94	763.64
4	Vocationalisation of Education	0.00	0.00	0.00	0.00	0.00	0.00	0.00	0.00	0.00
5	Information Communication Tech. in Schools	9.00	0.00	9.00	24.30	0.00	24.30	45.00	0.00	45.00
6	Integrated Education for Disabled Children	38.46	0.00	38.46	34.20	0.00	34.20	40.50	0.00	40.50
7	Educational Technology Programme (INSAT) Cell	0.00	0.00	0.00	0.00	0.00	0.00	0.00	0.00	0.00
8	Quality Improvement in Schools	11.13	0.00	11.13	12.60	0.00	12.60	9.00	0.00	9.00
9	Environmental Orientation to School Education	0.00	0.00	0.00	0.00	0.00	0.00	0.00	0.00	0.00
10	Tibetan School Society Admn.	2.93	13.99	16.92	2.70	13.40	16.10	3.60	13.80	17.40
11	Population Education Project (EAP)	0.00	0.00	0.00	0.00	0.00	0.00	0.00	0.00	0.00
12	Open School Programme	9.00	0.00	9.00	5.40	0.00	5.40	3.60	0.00	3.60
13	Access and Equity	5.92	0.00	5.92	5.40	0.00	5.40	9.00	0.00	9.00
14	Joint Indo Mongolian School	0.52	0.00	0.52	0.54	0.00	0.54	0.01	0.00	0.01
15	Assistance to Non-Govt. Orgn. for Strengthening Boarding/Hostel	0.00	0.00	0.00	0.00	0.01	0.01	0.00	0.01	0.01
16	Others	0.00	1.03	1.03	0.00	1.37	1.37	0.00	1.37	1.37
Total-Secondary Education		637.99	739.02	1377.01	588.24	772.18	1360.42	787.51	804.10	1591.61
1	Promotion of Yoga	0.00	0.65	0.65	0.00	0.65	0.65	0.00	0.65	0.65
Total-Physical Education		0.00	0.65	0.65	0.00	0.65	0.65	0.00	0.65	0.65

University and Higher Education

1	U G C	516.75	1132.30	1649.05	625.27	1182.85	1808.12	708.82	1218.35	1927.17
2	I G N O U	16.56	0.00	16.56	60.30	0.00	60.30	54.00	1.00	55.00
3	Programmes to strengthen Science Research	0.00	0.00	0.00	0.00	0.00	0.00	0.00	0.00	0.00
4	Indian Council of Social Science Research	17.30	24.00	41.30	15.75	24.00	39.75	15.75	24.00	39.75
5	Indian Council of Historical Research	2.50	3.97	6.47	2.52	4.80	7.32	2.52	5.00	7.52
6	Association of Indian University	0.40	0.25	0.65	0.45	0.25	0.70	0.45	0.25	0.70
7	Establishment of Rural Universities	0.00	0.00	0.00	0.01	0.00	0.01	0.90	0.00	0.90
8	Dr. Zakir Hussain Memorial College, Delhi	0.00	0.40	0.40	0.36	0.40	0.76	0.36	0.45	0.81
9	Setting up of Commonwealth University Training of University Administrators	0.00	2.00	2.00	0.00	2.00	2.00	0.00	2.00	2.00
10	Grants to Shastri Indo-Canadian Institute	0.00	1.93	1.93	0.00	2.13	2.13	0.00	2.34	2.34
11	IAS, Shimla	2.51	3.30	5.81	2.47	3.80	6.27	1.80	4.00	5.80
12	Grants to Institution of Higher Learning of All India Importance	0.73	0.10	0.83	0.30	0.10	0.40	0.90	0.10	1.00
13	I C P R	1.99	2.14	4.13	1.80	2.35	4.15	1.80	2.50	4.30
14	Project of History of Indian Science, Philosophy of Culture	1.69	0.00	1.69	1.71	0.00	1.71	1.26	0.00	1.26
15	Upgradation of Universities/Colleges	0.00	0.00	0.00	0.00	0.00	0.00	0.00	0.00	0.00
16	Improvement in salary scale of Univ. & college teachers	0.00	30.39	30.39	0.00	59.00	59.00	0.00	58.00	58.00
17	Free Education for Girls	0.00	0.00	0.00	0.01	0.00	0.01	0.90	0.00	0.90
18	Others	0.00	0.33	0.33	0.00	8.54	8.54	0.00	0.81	0.81
University & Hr. Education		560.44	1201.11	1761.54	710.95	1290.22	2001.17	789.46	1318.80	2108.26

Adult Education

1	Voluntary Organisation	24.29	0.00	24.29	23.00	0.00	23.00	22.50	0.00	22.50
2	Continuing Edu. for Neo Literate Activities	144.38	0.00	144.38	151.74	0.00	151.74	165.92	0.00	165.92
3	Technology Demonstration Vol. Agencies & S R C.	0.00	0.00	0.00	0.00	0.00	0.00	0.00	0.00	0.00
4	National Literacy Mission Authority	0.54	0.08	0.61	1.00	0.07	1.07	1.00	0.07	1.07
5	Literacy Campaigns and Operation Restoration	24.31	0.00	24.31	19.00	0.00	19.00	22.50	0.00	22.50
6	Directorate of Adult Education	10.74	1.50	12.24	10.50	1.63	12.13	12.37	1.80	14.17
7	Grants to Shramik Vidyapeeths	0.00	0.00	0.00	0.00	0.00	0.00	0.00	0.00	0.00
8	Population Education in Adult Education (EAP) Programmes	1.25	0.00	1.25	1.25	0.00	1.25	1.12	0.00	1.12
9	National Institute of Adult Education	0.50	0.00	0.50	0.01	0.00	0.01	0.00	0.00	0.00
10	Jan Shikshan Sansthan	25.86	0.28	26.14	26.50	0.35	26.85	35.59	0.37	35.96
11	Cultural Exchange Programme in the field of Adult Education	0.00	0.00	0.00	0.00	0.00	0.00	0.00	0.00	0.00
12	Others	0.00	0.00	0.00	0.00	0.00	0.00	0.00	0.00	0.00
Total - Adult Education		231.87	1.85	233.72	233.00	2.05	235.05	261.00	2.24	263.24

Language Development**A) HINDI**

1	Directorate of Hindi	6.34	4.75	11.09	6.61	5.53	12.14	6.61	5.72	12.33
2	Commission for Scientific and Technology Terminology	1.47	1.24	2.71	1.88	1.42	3.30	1.89	1.47	3.36
3	Grants to Hindi Shiksha Mandal, Agra	2.50	6.50	9.00	2.70	6.70	9.40	2.70	6.90	9.60
4	Appointment and Training of Hindi Teachers in Non-Hindi Speaking States/UTs	11.10	0.00	11.10	14.40	0.00	14.40	14.40	0.00	14.40
5	Assistance to Agencies for Education in Human Value	3.00	0.00	3.00	2.70	0.00	2.70	2.70	0.00	2.70
6	Area Intensive and Madarsa Modernization Prog.	29.00	0.00	29.00	21.60	0.00	21.60	26.10	0.00	26.10
Total - Hindi		53.41	12.49	65.90	49.89	13.65	63.54	54.40	14.09	68.49

BJM I L										
7	Regional Language Centre	0.00	0.00	0.00	0.00	0.00	0.00	0.00	0.00	0.00
8	National Council for Promotion of Urdu Language	9.75	0.00	9.75	9.90	0.00	9.90	9.90	0.00	9.90
9	Central Institute of Indian Languages, Mysore (Bharatiya Bhasha Sansthan)	6.07	7.15	13.22	8.06	7.80	15.86	8.06	8.20	16.26
10	National Council for Promotion of Sindhi	0.40	0.00	0.40	0.76	0.00	0.76	0.77	0.00	0.77
11	Scheme of Financial Assistance to English Teaching Institutes and District Centres for English	2.00	0.00	2.00	0.00	0.00	0.00	0.00	0.00	0.00
12	Financial Assistance to Regional Institutes of English	0.60	0.00	0.60	0.00	0.00	0.00	0.00	0.00	0.00
13	English Language Teaching Institutes and other Organisations engaged in E.L.T.	0.20	0.00	0.20	0.00	0.00	0.00	0.00	0.00	0.00
14	Development of Tamil Language	0.00	0.00	0.00	0.00	0.00	0.00	0.90	0.00	0.90
17	Production of Books	0.00	0.80	0.80	0.00	0.80	0.80	0.00	0.80	0.80
18	CIEFL Schemes	0.00	0.00	0.00	3.60	0.00	3.60	3.60	0.00	3.60
19	National Commission for Indian Languages	0.00	0.00	0.00	0.04	0.00	0.04	0.00	0.00	0.00
Total - M I L		19.02	7.95	26.97	22.36	8.60	30.96	23.23	9.00	32.23
SANSKRIT										
20	Rashtriya Sanskrit Sansthan Tirupathi	15.50	16.00	31.50	15.30	16.00	31.30	15.57	16.50	32.07
21	Grants to Rashtriya Veda Vidya Pratishthan	1.00	0.00	1.00	1.35	0.00	1.35	2.25	0.00	2.25
22	Development of Sanskrit Education in States/UTs	14.73	0.00	14.73	14.40	0.00	14.40	17.10	0.00	17.10
Total - Sanskrit		31.23	16.00	47.23	31.05	16.00	47.05	34.92	16.50	51.42
Total - DEVELOPMENT OF LANGUAGES		103.67	36.44	140.11	103.30	39.25	141.55	112.55	39.59	152.14

10

Scholarships										
1	National Scholarships Schemes	0.12	0.00	0.12	0.54	0.00	0.54	0.00	0.00	0.00
2	Scholarships for Talented Children	0.02	0.00	0.02	0.36	0.00	0.36	0.00	0.00	0.00
Total - SCHOLARSHIPS		0.15	0.62	0.76	0.90	2.16	3.06	9.90	2.24	12.14
Book Promotion										
1	Grants to National Book Tust	3.00	8.60	11.60	1.80	7.00	8.80	3.24	9.60	12.84
2	Grants for Book Promotion Activities and Vol. Organisations	1.10	0.00	1.10	1.08	0.00	1.08	1.80	0.00	1.80
3	Schemes for Intellectual Property Education, Research and Public Outreach.	2.19	0.00	2.19	1.80	0.00	1.80	4.50	0.00	4.50
4	International Copyright	0.00	0.31	0.31	0.00	0.40	0.40	0.00	0.40	0.40
Total - BOOK PROMOTION		6.29	8.91	15.20	4.68	7.40	12.08	9.54	10.00	19.54
Planning and Administration										
INC/UNESCO										
1	Auroville Management	1.55	0.68	2.23	1.74	0.75	2.49	3.31	0.75	4.06
2	Contribution of UNESCO	0.00	6.03	6.03	0.00	6.13	6.13	0.00	6.88	6.88
3	Strengthening of External Academic Relation	0.29	0.76	1.05	0.50	0.29	0.79	0.45	0.65	1.10
4	Re-organisation of the INC Library	0.00	0.00	0.00	0.09	0.00	0.09	0.09	0.00	0.09
5	Holding of Meetings of Committees/Conference etc.	0.00	0.19	0.19	0.00	0.20	0.20	0.00	0.15	0.15
6	Strengthening of Vol. Orgns. engaged in UNESCO's Programme and Activities	0.01	0.00	0.01	0.03	0.00	0.03	0.03	0.00	0.03
7	Bharat Shiksha Kosh	0.00	0.00	0.00	0.00	0.00	0.00	0.00	0.00	0.00
8	Massion D I - L' inde Paris	0.00	0.00	0.00	0.00	0.00	0.00	0.00	0.00	0.00
9	Educational Development for NE States & Sikkim	0.00	0.00	0.00	0.00	0.00	0.00	0.00	0.00	0.00
Total - INC/UNESCO		1.85	7.66	9.51	2.36	7.37	9.73	3.88	8.43	12.31

11

PLANNING NORMS

10 National Institute of Educational Planning and Administration (NIEPA)	2.35	2.53	4.88	2.84	2.75	5.59	2.39	2.65	5.04
11 Scheme of Studies, Seminars/Evaluation etc.	0.40	0.00	0.40	0.54	0.00	0.54	0.81	0.00	0.81
12 National Commission for Minority Edu. Instt.	0.00	0.00	0.00	0.00	0.64	0.64	0.00	2.27	2.27
Total - PLANNING NORMS	2.75	2.53	5.28	3.38	3.39	6.77	3.20	4.92	8.12

STATISTICS

12 Strengthening of Statistical Machinery in States	0.00	0.00	0.00	0.00	0.00	0.00	0.01	0.00	0.01
13 Administration & Sectt.	0.00	3.67	3.67	0.00	4.71	4.71	0.00	4.71	4.71
Total - STATISTICS	0.00	3.67	3.67	0.00	4.71	4.71	0.01	4.71	4.72

Secretariate	0.00	26.38	26.38	0.00	30.21	30.21	0.00	29.23	29.23
Total - PLANNING AND ADMINISTRATION	4.60	40.24	44.84	5.74	45.68	51.42	7.09	47.29	54.38

Technical Education

2 Community Polytechnics	19.76	0.87	20.63	31.71	0.80	32.51	26.10	1.00	27.10
3 I.I.Ts	214.40	435.15	649.55	180.00	437.02	617.02	198.00	428.00	626.00
4 Grants to Regional Engineering Colleges/ NITs	80.00	136.69	216.69	72.00	195.60	267.60	81.00	195.66	276.66
5 Programme for Apprenticeship Training-Scholarships & Stipends	11.00	9.98	20.98	13.50	10.49	23.99	18.25	10.80	29.05
6 I.I.M	10.00	25.05	35.05	22.50	22.00	44.50	31.51	30.00	61.51
7 Technical Teachers Trg. Institute	7.68	16.00	23.68	10.80	16.40	27.20	10.80	17.00	27.80
8 National Instt. of Trg. Industrial Engineering, Mumbai	5.00	8.00	13.00	2.70	8.00	10.70	3.60	8.00	11.60
9 National Instt. of Foundry, Ranchi	3.00	4.71	7.71	2.70	4.71	7.41	3.60	4.71	8.31
10 School of Planning & Architecture	4.00	6.00	10.00	3.60	6.00	9.60	3.60	6.00	9.60
11 Sant Longowal Institute of Engineering and Technology	3.00	12.00	15.00	2.70	12.00	14.70	2.70	12.00	14.70
12 Revision of Pay Scale of Teachers of Technical Instts./cell in States	0.00	0.00	0.00	0.00	0.00	0.00	0.00	0.00	0.00
13 Asian Institute of Bangkok	0.00	0.20	0.20	0.00	0.25	0.25	0.00	0.26	0.26
14 Expenditure on Foreign Delegation and Foreign Experts	0.00	0.00	0.00	0.00	0.00	0.00	0.00	0.00	0.00
15 Grants to Indian Institute of Science, Bangalore	30.00	82.00	112.00	27.00	82.00	109.00	28.00	83.00	111.00
16 Investment in Educational Consultant India Ltd. (EdCIL)	0.00	0.00	0.00	0.01	0.00	0.01	0.01	0.00	0.01
Total - Technical Education	314.40	1000.00	1160.00	400.00	1000.00	1300.00	400.00	1000.00	1300.00

17 AICTE	50.00	0.00	50.00	54.00	10.00	64.00	91.48	10.00	101.48
18 Technology Development Mission	0.20	0.00	0.20	3.60	0.00	3.60	3.60	0.00	3.60
19 North-Eastern Regional Institute of Science and Technology, Itanagar	9.00	12.00	21.00	2.25	12.00	14.25	0.01	12.00	12.01
20 Board of Apprenticeship Training, Bombay, Calcutta	1.00	1.86	2.86	1.35	2.18	3.53	2.00	2.18	4.18
21 Payment for Professional	2.50	0.00	2.50	1.12	0.00	1.12	2.17	0.00	2.17
22 Engineering College at Jammu	0.00	0.00	0.00	5.00	0.00	5.00	0.01	0.00	0.01
23 IIIT Allahabad	8.00	4.50	12.50	4.50	4.50	9.00	9.00	4.63	13.63
24 Polytechnics for Disabled	5.00	0.00	5.00	1.80	0.00	1.80	3.60	0.00	3.60
25 Indian Institute of Information Technology & Management, Gwalior	2.50	4.50	7.00	1.35	4.50	5.85	5.40	4.63	10.03
26 Direct Central Assistance to Central Institutions and RECs	35.10	0.00	35.10	9.90	0.00	9.90	0.03	0.00	0.03
27 Indian School of Mines, Dhanbad	6.00	15.00	21.00	2.70	15.00	17.70	4.50	15.45	19.95
28 Computer Software & Services	0.00	0.00	0.00	0.00	0.00	0.00	0.00	0.00	0.00
29 Tech. Education - Quality Improvement Prog. Of Govt. of India	100.47	0.00	100.47	100.00	0.00	100.00	100.00	0.00	100.00
28 Students Counselling and Development Programm	0.00	0.00	0.00	0.00	0.00	0.00	0.00	0.00	0.00
29 National Prg. For HRD in Information Technology	0.00	0.00	0.00	0.00	0.00	0.00	0.01	0.00	0.01
30 Support to New and Emerging Technology Areas	4.92	0.00	4.92	1.00	0.00	1.00	0.00	0.00	0.00
31 Support for Distance Education and Web-based Learning	5.00	0.00	5.00	4.40	0.00	4.40	0.00	0.00	0.00
32 Support for Networking of Instts. For Optimization of Resources	0.00	0.00	0.00	0.00	0.00	0.00	0.00	0.00	0.00
33 International Technical Co-opration	0.44	0.00	0.44	0.63	0.01	0.64	0.90	0.01	0.91
34 Vocationalisation of Education	7.10	0.00	7.10	10.80	0.00	10.80	18.00	0.00	18.00
35 Indian Instt. Of Information Tec., Design & Manufacturing Kanchipuram	0.00	0.00	0.00	0.90	0.00	0.90	9.00	0.00	9.00
36 Indian National Digital Library in Engg. Science & Tech. Consortium	0.00	0.00	0.00	0.00	0.00	0.00	0.00	22.00	22.00
37 Setting up New Polytechnics	0.00	0.00	0.00	14.40	0.00	14.40	54.00	0.00	54.00
38 Infrastruture Development Prog. In Polytechnics	0.00	0.00	0.00	8.10	0.00	8.10	13.50	0.00	13.50
39 Central Institute of Technology, Kokrajhar	0.00	0.00	0.00	0.00	0.00	0.00	0.01	0.00	0.01
40 Indian Instt. Of Information Tec., Jabalpur	0.00	0.00	0.00	0.90	0.00	0.90	9.00	0.00	9.00
Total - Technical Education	625.06	775.13	1400.19	597.92	843.46	1441.38	733.40	867.33	1600.73

Table No. 6 :- Sub-Sector wise Budgeted Expenditure of Education Department at Centre (Revenue Account)

(Rs. in crore)

Name of the Schemes	2003-04(Actual)			2004-2005 (R.E.)			2005-2006 (B.E.)		
	Plan	Non-Plan	Total	Plan	Non-Plan	Total	Plan	Non-Plan	Total
1	2	3	4	5	6	7	8	9	10
1. Elementary Education	5201.01	2.44	5203.45	7225.35	2.53	7227.88	11217.26	2.53	11219.79
2. Secondary Education	637.99	739.02	1377.01	588.24	772.18	1360.42	787.51	804.10	1591.61
3. Physical Education	0.00	0.65	0.65	0.00	0.65	0.65	0.00	0.65	0.65
4. University Education	560.44	1201.11	1761.54	710.95	1290.22	2001.17	789.46	1318.80	2108.26
5. Adult Education	231.87	1.85	233.72	233.00	2.05	235.05	261.00	2.24	263.24
6. Languages									
A) Hindi	53.41	12.49	65.90	49.89	13.65	63.54	54.40	14.09	68.49
B) M I L	19.02	7.95	26.97	22.36	8.60	30.96	23.23	9.00	32.23
C) Sanskrit	31.23	16.00	47.23	31.05	16.00	47.05	34.92	16.50	51.42
7. Scholarships	0.15	0.62	0.76	0.90	2.16	3.06	9.90	2.24	12.14
8. Book Promotion	6.29	8.91	15.20	4.68	7.40	12.08	9.54	10.00	19.54
9. INC/UNESCO Unit	1.85	7.66	9.51	2.36	7.37	9.73	3.88	8.43	12.31
10. Planning Norms	2.75	2.53	5.28	3.38	3.39	6.77	3.20	4.92	8.12
11. Administration	0.00	3.67	3.67	0.00	4.71	4.71	0.01	4.71	4.72
12. Technical Education	625.06	775.13	1400.19	597.92	843.46	1441.38	733.40	867.33	1600.73
13 Lump Sum Provision for North Eastren Areas & Sikkim	0.00	0.00	0.00	754.07	0.00	754.07	1314.55	0.00	1314.55
14 Secretariate	0.00	26.38	26.38	0.00	30.21	30.21	0.00	29.23	29.23
Total - Education	7371.07	2806.40	10177.47	10224.15	3004.58	13228.73	15242.26	3094.77	18337.03

Table (7) :- Relationship Between Budgeted Expenditure on Education and State Domestic Product of States/UTs.

State/ UTs.	Year	Estimates of Net State Domestic product at current prices (Rs. in crore)	%age of edu. & Trg. Budget to Total Revenue Budget	%age of total Budget (Revenue) to Net S . D. P.	%age to total Budget Exp. On Education Deptt. (Rev.) to Net S . D. P.	%age to total Budget of Education and Training (Rev.) to Net S . D. P.	
1	2	3	4	5	6	7	8
1 Andhra Pradesh	2004-05	183123	14.30	18.27	2.55	2.61	
2 Arunachal Pr.	2003-04	1971	12.43	70.62	8.23	8.78	
3 Assam	2004-05	38624	19.82	40.38	7.27	8.00	
4 Bihar	2004-05	56110	25.01	30.54	7.31	7.64	
5 Chhattisgarh	2003-04	32400	21.44	20.37	2.81	4.37	
6 Goa	2003-04	8420	17.38	20.95	3.08	3.64	
7 Gujarat	2003-04	142559	20.66	15.40	2.52	3.18	
8 Haryana	2004-05	73645	17.28	15.77	2.30	2.73	
9 Himachal Pradesh	2004-05	17884	19.51	31.44	5.66	6.13	
10 Jammu and Kashmir	2004-05	17939	12.98	45.64	5.20	5.92	
11 Jharkhand	2004-05	37161	20.90	22.65	3.88	4.74	
12 Karnataka	2003-04	118329	18.76	17.99	3.11	3.38	
13 Kerala	2004-05	89452	20.96	21.10	3.94	4.42	
14 Madhya Pradesh	2004-05	95052	19.46	19.98	2.72	3.89	
15 Maharashtra	2003-04	294001	25.33	14.52	3.13	3.68	
16 Manipur	2003-04	3571	18.19	40.98	6.78	7.46	
17 Meghalaya	2004-05	4754	18.53	34.02	5.70	6.30	
18 Mizoram	2002-03	2027	17.98	55.79	9.00	10.03	
19 Nagaland	2002-03	4458	14.18	33.79	4.30	4.79	
20 Orissa	2004-05	50031	15.63	27.37	3.87	4.28	
21 Punjab	2004-05	79010	13.25	23.08	2.83	3.06	
22 Rajasthan	2004-05	95298	21.08	21.12	4.19	4.45	
23 Sikkim	2004-05	1375	9.18	130.14	10.81	11.95	
24 Tamil Nadu	2004-05	167183	19.16	17.19	2.66	3.29	
25 Tripura	2002-03	6085	25.44	32.22	7.35	8.20	
26 Uttar Pradesh	2004-05	205249	19.45	22.23	3.43	4.32	
27 Uttaranchal	2003-04	14649	24.73	29.77	6.66	7.36	
28 West Bengal	2003-04	173674	18.52	14.83	2.56	2.75	
29 Delhi	2003-04	77186	24.42	6.59	1.46	1.61	
30 Pondicherry	2004-05	5839	14.46	27.00	2.89	3.90	
ALL INDIA	2005-06	3200611 a	13.13	28.33	3.01	3.72 *	

a = Advance Estimates

* provisional

**Table (8) :- Total Budgeted Expenditure (Capital Account and Loans & Advances)
on Education by Education Department**

(Rs. in crore)			
Source	2003-04 (Actual)	2004-05 (R.E.)	2005-06 (B. E.)
1	2	3	4
1. Central Government			
i) Capital expenditure (Outside Revenue Accounts)	0.00 (0.00)	0.01 (0.00)	0.01 (0.00)
ii) Loans and Advances	0.00 (0.00)	0.00 (0.00)	0.00 (0.00)
2. States/UTs.			
i) Capital expenditure (Outside Revenue Accounts)	645.46 (0.07)	880.29 (0.11)	1300.47 (0.19)
ii) Loans and Advances	6.92 (0.03)	12.58 (0.06)	16.47 (0.12)
3. Total			
i) Capital expenditure (Outside Revenue Accounts)	645.46 (0.06)	880.30 (0.10)	1300.48 (0.17)
ii) Loans and Advances	6.92 (0.02)	12.58 (0.05)	16.47 (0.10)

Note : - Figures in brackets indicate percentage to total budget of all Sectors.

16

**Table No. (9) - Percentage of Capital Expenditure on Education
To Total Budget (Capital Account) State - Wise**

States/UTs.		% of Capital Expenditure on Education to Total Capital Expenditure outside Revenue Account			% of Loans for Education to Total Loans and Advances		
		2003-04 (Actual)	2004-05 (R.E.)	2005-06 (B.E.)	2003-04 (Actual)	2004-05 (R.E.)	2005-06 (B.E.)
1	2	3	4	5	6	7	8
1	Andhra Pradesh	0.00	0.00	0.07	0.00	0.00	0.00
2	Arunachal Pr.	1.18	4.45	4.91	0.00	0.00	0.00
3	Assam	0.01	0.02	0.02	0.00	0.00	0.03
4	Bihar	0.00	0.11	0.05	0.00	0.00	0.00
5	Chhattisgarh	0.06	0.18	0.35	0.00	0.00	0.00
6	Goa	0.14	0.17	0.18	40.69	27.54	14.49
7	Gujarat	0.01	0.00	0.27	0.00	0.00	0.00
8	Haryana	0.01	0.01	0.02	0.00	0.00	0.00
9	Himachal Pradesh	0.12	0.56	0.56	0.00	0.00	0.00
10	Jammu and Kashmir	2.36	2.60	3.08	0.21	0.24	0.22
11	Jharkhand	0.00	0.00	0.62	0.00	0.00	0.60
12	Karnataka	0.01	0.01	0.23	0.00	0.00	0.00
13	Kerala	0.04	0.07	0.06	0.00	0.00	0.00
14	Madhya Pradesh	0.03	0.05	0.09	0.86	0.20	1.71
15	Maharashtra	0.01	0.00	0.00	0.00	0.00	0.00
16	Manipur	0.47	2.39	0.56	0.00	0.00	0.00
17	Meghalaya	0.01	0.01	0.00	0.00	0.00	0.00
18	Mizoram	0.31	1.23	1.09	0.00	1.16	0.00
19	Nagaland	0.07	0.25	0.27	0.00	0.00	0.00
20	Orissa	0.09	0.01	0.00	0.06	0.30	0.88
21	Punjab	0.00	0.13	0.08	0.00	0.00	0.00
22	Rajasthan	0.03	0.03	0.03	0.00	0.00	0.01
23	Sikkim	1.10	1.64	1.81	0.00	0.00	0.00
24	Tamil Nadu	0.09	0.08	0.16	0.00	0.00	0.00
25	Tripura	0.42	0.53	0.94	0.00	0.00	0.00
26	Uttaranchal	0.17	0.57	0.52	0.00	0.00	0.00
27	Uttar Pradesh	0.03	0.09	0.17	0.00	0.00	0.00
28	West Bengal	0.00	0.01	0.02	0.00	0.00	0.00
Total States		0.05	0.10	0.17	0.03	0.07	0.05
29	A and N Islands	5.28	5.81	7.34	0.00	0.00	0.00
30	Chandigarh	3.52	5.54	4.12	0.00	0.00	0.00
31	D. & N. Haveli	5.16	6.33	0.50	0.00	0.00	0.00
32	Daman & Diu	3.51	5.16	4.22	0.00	0.00	0.00
33	Delhi	4.12	2.18	5.90	0.00	0.00	0.00
34	Lakshadweep	4.70	3.96	2.89	0.00	0.00	0.00
35	Pondicherry	5.28	5.29	5.78	0.00	0.00	0.00
Total UTs.		4.25	2.66	5.08	0.00	0.00	0.00
Total (States/UTs)		0.07	0.11	0.19	0.03	0.06	0.12

APPENDICES
STATISTICAL
TABLES

STATEMENT NO. (1) : BUDGET PROVISION FOR EDUCATION & TRAINING AT THE CENTRE (REVENUE ACCOUNT)

SCHEME: EDUCATION

(RUPEES IN THOUSANDS)

S.No.	MINISTRY/DEPARTMENT	2003-04 (ACTUALS)			2004-05 (R.E.)			2005-06 (B.E.)		
		PLAN	NON-PLAN	TOTAL	PLAN	NON-PLAN	TOTAL	PLAN	NON-PLAN	TOTAL
1	MINISTRY OF RAILWAYS	...	834178	834178	...	977031	977031	...	1030717	1030717
2	MINISTRY OF AGRICULTURE	7728765	7183622	14912387	8390700	7737500	16128200	11025000	7905500	18930500
3	MINISTRY OF CIVIL AVIATION
4	MINISTRY OF FINANCE
5	MINISTRY OF DEFENCE	...	144708	144708	...	179882	179882	...	171124	171124
6	MINISTRY OF HOME AFFAIRS
7	MINISTRY OF EXTERNAL AFFAIRS
8	MINISTRY OF ENVIRONMENT & FORESTS	233555	6588	240143	285000	6875	291875	385000	7028	392028
9	MINISTRY OF HEALTH & FAMILY WELFARE	4605525	5585055	10190580	6738550	5008800	11747350	10211800	5045700	15257500
10	MINISTRY OF INFORMATION & BROADCASTING	10397	22485	32882	10500	23000	33500	17500	24100	41600
11	MINISTRY OF ATOMIC ENERGY
12	MINISTRY OF PERSONNEL, PUBLIC GRIEVANCES..
13	MINISTRY OF POWER
14	MINISTRY OF RURAL DEVELOPMENT
15	MINISTRY OF PANCHAYAT RAJ
16	MINISTRY OF SCIENCE AND TECHNOLOGY	1699325	314940	2014265	2702000	280450	2982450	3007500	340000	3347500
17	MINISTRY OF SMALL SCALE INDUSTRY & ETC.
18	MINISTRY OF LABOUR AND EMPLOYMENT	...	611976	611976	...	602645	602645	...	665331	665331
19	M/O SHIPPING, ROAD TRANSPORT & HIGHWAYS	...	71469	71469	...	112700	112700	...	112700	112700
20	MINISTRY OF CULTURE	2278889	3100817	5379706	2905000	3090000	5995000	4893200	3141500	8034700
21	MINISTRY OF TRIBAL WELFARE	1465675	2545	1468220	1815700	5000	1820700	3190000	...	3190000
22	MINISTRY OF URBAN DEVELOPMENT
23	MINISTRY OF WATER RESOURCES
24	MINISTRY OF YOUTH AFFAIRS & SPORTS	3008971	1186618	4195589	3711900	659700	4371600	4308800	679700	4988500
25	M/O STATISTICS & PROGRAMME IMPLEMENTATION	105400	374069	479469	116900	402800	519700	135500	415300	550800
26	M/O CONSUMER AFFAIRS, FOOD & PUB. DISTRIBUTION
27	MINISTRY OF MINES
28	DEPARTMENT OF INFORMATION AND TECHNOLOGY
29	DEPARTMENT OF WOMEN AND CHILD DEVELOPMENT	20519936	524070	21044006	24000000	541900	24541900	38752900	558200	39311100
30	DEPARTMENT OF OCEAN DEVELOPMENT
31	DEPARTMENT OF FOOD AND PUBLIC DISTRIBUTION
32	DEPARTMENT OF EDUCATION (BOTH DEPTS.)	73710737	28063985	101774722	102241500	30045800	132287300	152422600	30947700	183370300
	TOTAL	115367175	48027125	163394300	152917750	49674083	202591833	228349800	51044600	279394400

..NICNET..

STATEMENT NO. (1): BUDGET PROVISION FOR EDUCATION & TRAINING AT THE CENTRE (REVENUE ACCOUNT)

SCHEME: TRAINING (FORMAL)

(RUPEES IN THOUSANDS)

S.No.	MINISTRY/DEPARTMENT	2003-04 (ACTUALS)			2004-05 (R.E.)			2005-06 (B.E.)		
		PLAN	NON-PLAN	TOTAL	PLAN	NON-PLAN	TOTAL	PLAN	NON-PLAN	TOTAL
1	MINISTRY OF AGRICULTURE	628782	153665	782447	980664	178683	1159347	951900	200492	1152392
2	MINISTRY OF CIVIL AVIATION	...	5407	5407	...	6075	6075	...	6725	6725
3	MINISTRY OF FINANCE	2100	16047	18147	1000	16400	17400	100	19000	19100
4	MINISTRY OF DEFENCE	...	268022	268022	...	291829	291829	...	320591	320591
5	MINISTRY OF HOME AFFAIRS	37071	310337	347408	42404	355853	398257	37480	393220	430700
6	MINISTRY OF EXTERNAL AFFAIRS	...	17901	17901	...	20000	20000	...	20000	20000
7	MINISTRY OF ENVIRONMENT & FORESTS	126684	53255	179939	99600	60290	159890	138000	60966	198966
8	MINISTRY OF HEALTH & FAMILY WELFARE	1112077	219472	1331549	1122400	372700	1495100	1362900	259600	1622500
9	MINISTRY OF INFORMATION & BROADCASTING
10	MINISTRY OF ATOMIC ENERGY	...	3303	3303	...	5000	5000	...	5000	5000
11	MINISTRY OF PERSONNEL, PUBLIC GRIEVANCES..	125577	151368	276945	177600	157250	334850	252100	213900	466000
12	MINISTRY OF POWER	50866	70078	120944	110000	50830	160830	96800	47770	144570
13	MINISTRY OF RURAL DEVELOPMENT	338461	...	338461	195500	...	195500	214900	...	214900
14	MINISTRY OF PUNCHAYAT RAJ	59805	59805	...	264000	264000
15	MINISTRY OF SCIENCE AND TECHNOLOGY	2650	50637	53287	10000	55750	65750	10000	61250	71250
16	MINISTRY OF SMALL SCALE INDUSTRY & ETC.	96384	...	96384	57700	...	57700	61900	...	61900
17	MINISTRY OF LABOUR AND EMPLOYMENT	165403	244829	410232	187100	263054	450154	429900	279273	709173
18	M/O SHIPPING, ROAD TRANSPORT & HIGHWAYS	2965	...	2965	3500	...	3500	5000	...	5000
19	MINISTRY OF CULTURE
20	MINISTRY OF TRIBAL WELFARE
21	MINISTRY OF URBAN DEVELOPMENT	47066	23467	70533	48150	29000	77150	56370	10000	66370
22	MINISTRY OF WATER RESOURCES	16740	230166	246906	18141	234233	252374	23200	237153	260353
23	MINISTRY OF YOUTH AFFAIRS & SPORTS
24	M/O STATISTICS & PROGRAMME IMPLEMENTATION	4483	174791	179274	6000	246100	252100	12000	259100	271100
25	M/O CONSUMER AFFAIRS, FOOD & PUB. DISTRIBUTION
26	MINISTRY OF MINES	9170	5	9175	9500	200	9700	11400	300	11700
27	DEPARTMENT OF INFORMATION AND TECHNOLOGY	...	1445	1445	...	4500	4500	...	4500	4500
28	DEPARTMENT OF WOMEN AND CHILD DEVELOPMENT
29	DEPARTMENT OF OCEAN DEVELOPMENT	3200	...	3200	3000	...	3000	3000	...	3000
30	DEPARTMENT OF FOOD AND PUBLIC DISTRIBUTION	1939	132950	134889	4100	165930	170030	5100	184947	190047
31	DEPARTMENT OF EDUCATION (BOTH DEPTS.)
TOTAL		2771618	2127145	4898763	3076359	2573482	5649841	3672050	2847787	6519837

..NICNET..

STATEMENT NO. (1) : BUDGET PROVISION FOR EDUCATION & TRAINING AT THE CENTRE (REVENUE ACCOUNT)

SCHEME: TRAINING (INFORMAL)

(RUPEES IN THOUSANDS)

S.No.	MINISTRY/DEPARTMENT	2003-04 (ACTUALS)			2004-05 (R.E.)			2005-06 (B.E.)		
		PLAN	NON-PLAN	TOTAL	PLAN	NON-PLAN	TOTAL	PLAN	NON-PLAN	TOTAL
1	MINISTRY OF RAILWAYS
2	MINISTRY OF AGRICULTURE
3	MINISTRY OF CIVIL AVIATION
4	MINISTRY OF FINANCE
5	MINISTRY OF DEFENCE
6	MINISTRY OF HOME AFFAIRS
7	MINISTRY OF EXTERNAL AFFAIRS
8	MINISTRY OF ENVIRONMENT & FORESTS
9	MINISTRY OF HEALTH & FAMILY WELFARE	1977192	325384	2302576	2104200	391170	2495370	1833600	407500	2241100
10	MINISTRY OF INFORMATION & BROADCASTING	10208	45397	55605	4200	42800	47000	6700	44700	51400
11	MINISTRY OF ATOMIC ENERGY
12	MINISTRY OF PERSONNEL, PUBLIC GRIEVANCES..
13	MINISTRY OF POWER
14	MINISTRY OF RURAL DEVELOPMENT	223515	...	223515	431000	...	431000	723500	...	723500
15	MINISTRY OF PUNCHAYAT RAJ
16	MINISTRY OF SCIENCE AND TECHNOLOGY
17	MINISTRY OF SMALL SCALE INDUSTRY & ETC.
18	MINISTRY OF LABOUR AND EMPLOYMENT
19	M/O SHIPPING, ROAD TRANSPORT & HIGHWAYS
20	MINISTRY OF CULTURE
21	MINISTRY OF TRIBAL WELFARE
22	MINISTRY OF URBAN DEVELOPMENT	11116	...	11116	5000	...	5000	5000	...	5000
23	MINISTRY OF WATER RESOURCES	83158	...	83158	10300	...	10300	52000	...	52000
24	MINISTRY OF YOUTH AFFAIRS & SPORTS
25	M/O STATISTICS & PROGRAMME IMPLEMENTATION
26	M/O CONSUMER AFFAIRS, FOOD & PUB. DISTRIBUTION	...	40699	40699	6000	154000	160000	70300	230000	300300
27	MINISTRY OF MINES
28	DEPARTMENT OF INFORMATION AND TECHNOLOGY
29	DEPARTMENT OF WOMEN AND CHILD DEVELOPMENT
30	DEPARTMENT OF OCEAN DEVELOPMENT
31	DEPARTMENT OF FOOD AND PUBLIC DISTRIBUTION
32	DEPARTMENT OF EDUCATION (BOTH DEPTS.)
TOTAL		2305189	411480	2716669	2560700	587970	3148670	2691100	682200	3373300

..NICNET..

STATEMENT NO. (1) : BUDGET PROVISION FOR EDUCATION & TRAINING AT THE CENTRE (REVENUE ACCOUNT)

SCHEME: TOTAL

(RUPEES IN THOUSANDS)

S.No.	MINISTRY/DEPARTMENT	2003-04 (ACTUALS)			2004-05 (R.E.)			2005-06 (B.E.)		
		PLAN	NON-PLAN	TOTAL	PLAN	NON-PLAN	TOTAL	PLAN	NON-PLAN	TOTAL
1	MINISTRY OF RAILWAYS	...	834178	834178	...	977031	977031	...	1030717	1030717
2	MINISTRY OF AGRICULTURE	8357547	7337287	15694834	9371364	7916183	17287547	11976900	8105992	20082892
3	MINISTRY OF CIVIL AVIATION	...	5407	5407	...	6075	6075	...	6725	6725
4	MINISTRY OF FINANCE	2100	16047	18147	1000	16400	17400	100	19000	19100
5	MINISTRY OF DEFENCE	...	412730	412730	...	471711	471711	...	491715	491715
6	MINISTRY OF HOME AFFAIRS	37071	310337	347408	42404	355853	398257	37480	393220	430700
7	MINISTRY OF EXTERNAL AFFAIRS	...	17901	17901	...	20000	20000	...	20000	20000
8	MINISTRY OF ENVIRONMENT & FORESTS	360239	59843	420082	384600	67165	451765	523000	67994	590994
9	MINISTRY OF HEALTH & FAMILY WELFARE	7694794	6129911	13824705	9965150	5772670	15737820	13408300	5712800	19121100
10	MINISTRY OF INFORMATION & BROADCASTING	20605	67882	88487	14700	65800	80500	24200	68800	93000
11	MINISTRY OF ATOMIC ENERGY	...	3303	3303	...	5000	5000	...	5000	5000
12	MINISTRY OF PERSONNEL, PUBLIC GRIEVANCES..	125577	151368	276945	177600	157250	334850	252100	213900	466000
13	MINISTRY OF POWER	50866	70078	120944	110000	50830	160830	96800	47770	144570
14	MINISTRY OF RURAL DEVELOPMENT	561976	...	561976	626500	...	626500	938400	...	938400
15	MINISTRY OF PUNCHAYAT RAJ	59805	59805	...	264000	264000
16	MINISTRY OF SCIENCE AND TECHNOLOGY	1701975	365577	2067552	2712000	336200	3048200	3017500	401250	3418750
17	MINISTRY OF SMALL SCALE INDUSTRY & ETC.	96384	...	96384	57700	...	57700	61900	...	61900
18	MINISTRY OF LABOUR AND EMPLOYMENT	165403	856805	1022208	187100	865699	1052799	429900	944604	1374504
19	M/O SHIPPING, ROAD TRANSPORT & HIGHWAYS	2965	71469	74434	3500	112700	116200	5000	112700	117700
20	MINISTRY OF CULTURE	2278889	3100817	5379706	2905000	3090000	5995000	4893200	3141500	8034700
21	MINISTRY OF TRIBAL WELFARE	1465675	2545	1468220	1815700	5000	1820700	3190000	...	3190000
22	MINISTRY OF URBAN DEVELOPMENT	58182	23467	81649	53150	29000	82150	61370	10000	71370
23	MINISTRY OF WATER RESOURCES	99898	230166	330064	28441	234233	262674	75200	237153	312353
24	MINISTRY OF YOUTH AFFAIRS & SPORTS	3008971	1186618	4195589	3711900	659700	4371600	4308800	679700	4988500
25	M/O STATISTICS & PROGRAMME IMPLEMENTATION	109883	548860	658743	122900	648900	771800	147500	674400	821900
26	M/O CONSUMER AFFAIRS, FOOD & PUB. DISTRIBUTION	...	40699	40699	6000	154000	160000	70300	230000	300300
27	MINISTRY OF MINES	9170	5	9175	9500	200	9700	11400	300	11700
28	DEPARTMENT OF INFORMATION AND TECHNOLOGY	...	1445	1445	...	4500	4500	...	4500	4500
29	DEPARTMENT OF WOMEN AND CHILD DEVELOPMENT	20519936	524070	21044006	24000000	541900	24541900	38752900	558200	39311100
30	DEPARTMENT OF OCEAN DEVELOPMENT	3200	...	3200	3000	...	3000	3000	...	3000
31	DEPARTMENT OF FOOD AND PUBLIC DISTRIBUTION	1939	132950	134889	4100	165930	170030	5100	184947	190047
32	DEPARTMENT OF EDUCATION (BOTH DEPTS.)	73710737	28063985	101774722	102241500	30045800	132287300	152422600	30947700	183370300
TOTAL		120443982	50565750	171009732	158554809	52835535	211390344	234712950	54574587	289287537

..NICNET..

STATEMENT NO. (2): BUDGET EXPENDITURE ON EDUCATION & TRAINING BY EDUCATION & OTHER DEPARTMENTS (REVENUE ACCOUNT)

BUDGET : 2003-04 (ACTUAL)

(RUPEES IN THOUSANDS)

S. NO.	STATE / UNION TERRITORY	EDUCATION DEPARTMENT	OTHER DEPARTMENTS			GRAND TOTAL	
			EDUCATION	FORMAL	INFORMAL		TOTAL
1	ANDHRA PRADESH	43454143.00	966929.00	261662.00	...	1228591.00	44682734.00
2	ARUNACHAL PRADESH	1622756.00	63241.00	42910.00	935.00	107086.00	1729842.00
3	ASSAM	22840977.00	921591.00	1326591.00	22102.00	2270284.00	25111261.00
4	BIHAR	28006541.00	846142.00	554296.00	...	1400438.00	29406979.00
5	CHHATTISGARH	9105398.00	4607385.00	437989.00	1475.00	5046849.00	14152247.00
6	GOA	2596301.00	340369.00	124488.00	4101.00	468958.00	3065259.00
7	GUJARAT	35954334.00	6884281.00	2467211.00	45980.00	9397472.00	45351806.00
8	HARYANA	14877102.00	1283344.00	1685928.00	5327.00	2974599.00	17851701.00
9	HIMACHAL PRADESH	9508073.00	197559.00	698609.00	...	896168.00	10404241.00
10	JAMMU & KASHMIR	8731259.00	642203.00	392109.00	...	1034312.00	9765571.00
11	JHARKHAND	9430968.00	1555223.00	188357.00	17434.00	1761014.00	11191982.00
12	KARNATAKA	36797387.00	1185449.00	1951640.00	4684.00	3141773.00	39939160.00
13	KERALA	30152525.00	2066734.00	1789777.00	2928.00	3859439.00	34011964.00
14	MADHYA PRADESH	22935068.00	8523690.00	681506.00	...	9205196.00	32140264.00
15	MAHARASHTRA	92004659.00	12701271.00	3397810.00	5781.00	16104862.00	108109521.00
16	MANIPUR	2422115.00	138364.00	102252.00	...	240616.00	2662731.00
17	MEGHALAYA	2364452.00	150098.00	77384.00	...	227482.00	2591934.00
18	MIZORAM	1903744.00	111142.00	52814.00	2216.00	166172.00	2069916.00
19	NAGALAND	2316695.00	134040.00	259123.00	4138.00	397301.00	2713996.00
20	ORISSA	18380835.00	1651023.00	491813.00	...	2142836.00	20523671.00
21	PUNJAB	20329787.00	752856.00	604797.00	...	1357653.00	21687440.00
22	RAJASTHAN	35889658.00	885913.00	1325462.00	23966.00	2235341.00	38124999.00
23	SIKKIM	1307584.00	65203.00	52346.00	6535.00	124084.00	1431668.00
24	TAMIL NADU	40935688.00	6564779.00	2027368.00	9424.00	8601571.00	49537259.00
25	TRIPURA	4736403.00	444758.00	151347.00	646.00	596751.00	5333154.00
26	UTTARANCHAL	9750411.00	431500.00	602467.00	...	1033967.00	10784378.00
27	UTTAR PRADESH	60250223.00	5763055.00	3665418.00	116.00	9428589.00	69678812.00
28	WEST BENGAL	44376980.00	2930434.00	370454.00	15892.00	3316780.00	47693760.00
TOTAL (STATES)		612982066.00	62808576.00	25783928.00	173680.00	88766184.00	701748250.00
29	A. & N. ISLANDS	969431.00	33171.00	43487.00	222.00	76880.00	1046311.00
30	CHANDIGARH	1429165.00	104359.00	426163.00	...	530522.00	1959687.00
31	DADRA & NAGAR HAVELI	185405.00	3563.00	5290.00	...	8853.00	194258.00
32	DAMAN & DIU	164559.00	4833.00	9539.00	...	14372.00	178931.00
33	DELHI	11250864.00	955218.00	215031.00	2074.00	1172323.00	12423187.00
34	LAKSHADWEEP	198441.00	18161.00	3574.00	...	21735.00	220176.00
35	PONDICHERRY	1494057.00	326383.00	189339.00	1363.00	517085.00	2011142.00
TOTAL (U.T.s)		15691922.00	1445688.00	892423.00	3659.00	2341770.00	18033692.00
TOTAL (STATES & U.T.s)		628673988.00	64254264.00	26676351.00	177339.00	91107954.00	719781942.00
CENTRE TOTAL		101774722.00	61619578.00	4898763.00	2716669.00	69235010.00	171009732.00
GRAND TOTAL		730448710.00	125873842.00	31575114.00	2894008.00	160342964.00	890791674.00

..NICNET..

STATEMENT NO. (2): BUDGET EXPENDITURE ON EDUCATION & TRAINING BY EDUCATION & OTHER DEPARTMENTS (REVENUE ACCOUNT)

BUDGET : 2004-05 (REVISED ESTIMATES)

(RUPEES IN THOUSANDS)

S. NO.	STATE / UNION TERRITORY	EDUCATION DEPARTMENT	OTHER DEPARTMENTS			GRAND TOTAL	
			EDUCATION	FORMAL	INFORMAL		TOTAL
1	ANDHRA PRADESH	46728210.00	858439.00	255365.00	...	1113804.00	47842014.00
2	ARUNACHAL PRADESH	1623962.00	80382.00	51433.00	765.00	132580.00	1756542.00
3	ASSAM	28069333.00	1049434.00	1776372.00	20685.00	2846491.00	30915824.00
4	BIHAR	41022186.00	1084806.00	752337.00	...	1837143.00	42859329.00
5	CHHATTISGARH	11996608.00	4756043.00	681885.00	5135.00	5443063.00	17439671.00
6	GOA	3151245.00	419838.00	116465.00	5800.00	542103.00	3693348.00
7	GUJARAT	39111985.00	3986763.00	2475749.00	58800.00	6521312.00	45633297.00
8	HARYANA	16927557.00	1379481.00	1755452.00	6145.00	3141078.00	20068635.00
9	HIMACHAL PRADESH	10125462.00	160791.00	683383.00	...	844174.00	10969636.00
10	JAMMU & KASHMIR	9325174.00	896098.00	404880.00	...	1300978.00	10626152.00
11	JHARKHAND	14416441.00	2352672.00	802286.00	25881.00	3180839.00	17597280.00
12	KARNATAKA	44212794.00	1517842.00	2600294.00	15818.00	4133954.00	48346748.00
13	KERALA	35199940.00	2236398.00	2122560.00	7238.00	4366196.00	39566136.00
14	MADHYA PRADESH	25823619.00	10159098.00	977262.00	...	11136360.00	36959979.00
15	MAHARASHTRA	99177136.00	15006001.00	3799002.00	5561.00	18810564.00	117987700.00
16	MANIPUR	2997381.00	137643.00	125198.00	500.00	263341.00	3260722.00
17	MEGHALAYA	2707499.00	200047.00	88795.00	...	288842.00	2996341.00
18	MIZORAM	2188155.00	119650.00	62978.00	2480.00	185108.00	2373263.00
19	NAGALAND	2220064.00	126169.00	303504.00	2017.00	431690.00	2651754.00
20	ORISSA	19361233.00	1467208.00	571321.00	...	2038529.00	21399762.00
21	PUNJAB	22353937.00	1063599.00	750313.00	...	1813912.00	24167849.00
22	RAJASTHAN	39901067.00	1003396.00	1486356.00	38599.00	2528351.00	42429418.00
23	SIKKIM	1485724.00	86857.00	61331.00	8610.00	156798.00	1642522.00
24	TAMIL NADU	44748685.00	8174853.00	2129823.00	15551.00	10320227.00	55068912.00
25	TRIPURA	5014734.00	529136.00	103114.00	672.00	632922.00	5647656.00
26	UTTARANCHAL	11607939.00	617858.00	428074.00	...	1045932.00	12653871.00
27	UTTAR PRADESH	70488718.00	13561842.00	4682043.00	906.00	18244791.00	88733509.00
28	WEST BENGAL	51385154.00	3405256.00	436448.00	17626.00	3859330.00	55244484.00
TOTAL (STATES)		703371942.00	76437600.00	30484023.00	238789.00	107160412.00	810532354.00
29	A. & N. ISLANDS	1102000.00	35060.00	53146.00	225.00	88431.00	1190431.00
30	CHANDIGARH	1778450.00	119905.00	456474.00	...	576379.00	2354829.00
31	DADRA & NAGAR HAVELI	234500.00	3400.00	5390.00	...	8790.00	243290.00
32	DAMAN & DIU	262800.00	6000.00	11795.00	...	17795.00	280595.00
33	DELHI	15903337.00	1159730.00	53134.00	2900.00	1215764.00	17119101.00
34	LAKSHADWEEP	239700.00	25800.00	4290.00	...	30090.00	269790.00
35	PONDICHERRY	1686791.00	374419.00	216970.00	1357.00	592746.00	2279537.00
TOTAL (U.T.s)		21207578.00	1724314.00	801199.00	4482.00	2529995.00	23737573.00
TOTAL (STATES & U.T.s)		724579520.00	78161914.00	31285222.00	243271.00	109690407.00	834269927.00
CENTRE TOTAL		132287300.00	70304533.00	5649841.00	3148670.00	79103044.00	211390344.00
GRAND TOTAL		856866820.00	148466447.00	36935063.00	3391941.00	188793451.00	1045660271.00

..NICNET..

STATEMENT NO. (2): BUDGET EXPENDITURE ON EDUCATION & TRAINING BY EDUCATION & OTHER DEPARTMENTS (REVENUE ACCOUNT)

BUDGET : 2005-06 (BUDGET ESTIMATES)

(RUPEES IN THOUSANDS)

S. NO.	STATE / UNION TERRITORY	EDUCATION DEPARTMENT	OTHER DEPARTMENTS			GRAND TOTAL	
			EDUCATION	FORMAL	INFORMAL		TOTAL
1	ANDHRA PRADESH	50242555.00	1035613.00	242482.00	...	1278095.00	51520650.00
2	ARUNACHAL PRADESH	1544557.00	121763.00	50377.00	867.00	173007.00	1717564.00
3	ASSAM	31074426.00	6627203.00	2452279.00	20349.00	9099831.00	40174257.00
4	BIHAR	43573043.00	1262671.00	665084.00	...	1927755.00	45500798.00
5	CHHATTISGARH	12832948.00	5258428.00	790835.00	5651.00	6054914.00	18887862.00
6	GOA	3200958.00	476997.00	127801.00	5660.00	610458.00	3811416.00
7	GUJARAT	37445290.00	2992519.00	2692550.00	61584.00	5746653.00	43191943.00
8	HARYANA	19868578.00	1668557.00	2209045.00	7067.00	3884669.00	23753247.00
9	HIMACHAL PRADESH	10299683.00	182485.00	702281.00	...	884766.00	11184449.00
10	JAMMU & KASHMIR	10760980.00	1005897.00	443358.00	...	1449255.00	12210235.00
11	JHARKHAND	18173478.00	3109630.00	706620.00	32476.00	3848726.00	22022204.00
12	KARNATAKA	47406791.00	1366084.00	2653948.00	15862.00	4035894.00	51442685.00
13	KERALA	37491589.00	2484041.00	2466323.00	7912.00	4958276.00	42449865.00
14	MADHYA PRADESH	27078946.00	11257176.00	866715.00	...	12123891.00	39202837.00
15	MAHARASHTRA	99423152.00	15248330.00	3912279.00	2205.00	19162814.00	118585966.00
16	MANIPUR	3141025.00	213831.00	124773.00	...	338604.00	3479629.00
17	MEGHALAYA	2904204.00	655487.00	144688.00	...	800175.00	3704379.00
18	MIZORAM	2243942.00	142525.00	88930.00	2960.00	234415.00	2478357.00
19	NAGALAND	2402696.00	149445.00	342669.00	2517.00	494631.00	2897327.00
20	ORISSA	21437241.00	1552899.00	591305.00	...	2144204.00	23581445.00
21	PUNJAB	23198540.00	1054758.00	714764.00	...	1769522.00	24968062.00
22	RAJASTHAN	49164544.00	1163954.00	1797125.00	40192.00	3001271.00	52165815.00
23	SIKKIM	1611261.00	92860.00	78764.00	10028.00	181652.00	1792913.00
24	TAMIL NADU	51010535.00	7699382.00	2201218.00	16482.00	9917082.00	60927617.00
25	TRIPURA	5394701.00	587170.00	113422.00	733.00	701325.00	6096026.00
26	UTTARANCHAL	12496555.00	665435.00	469426.00	...	1134861.00	13631416.00
27	UTTAR PRADESH	77395315.00	11079259.00	8129864.00	906.00	19210029.00	96605344.00
28	WEST BENGAL	54795033.00	3488616.00	443760.00	18442.00	3950818.00	58745851.00
TOTAL (STATES)		757612566.00	82643015.00	36222685.00	251893.00	119117593.00	876730159.00
29	A. & N. ISLANDS	1171300.00	31410.00	57050.00	230.00	88690.00	1259990.00
30	CHANDIGARH	1701800.00	134130.00	522113.00	...	656243.00	2358043.00
31	DADRA & NAGAR HAVELI	216300.00	3600.00	5900.00	...	9500.00	225800.00
32	DAMAN & DIU	198000.00	6300.00	14000.00	...	20300.00	218300.00
33	DELHI	16081935.00	1291258.00	254397.00	5800.00	1551455.00	17633390.00
34	LAKSHADWEEP	202100.00	29500.00	4669.00	...	34169.00	236269.00
35	PONDICHERRY	1752603.00	374626.00	220154.00	1682.00	596462.00	2349065.00
TOTAL (U.T.s)		21324038.00	1870824.00	1078283.00	7712.00	2956819.00	24280857.00
TOTAL (STATES & U.T.s)		778936604.00	84513839.00	37300968.00	259605.00	122074412.00	901011016.00
CENTRE TOTAL		183370300.00	96024100.00	6519837.00	3373300.00	105917237.00	289287537.00
GRAND TOTAL		962306904.00	180537939.00	43820805.00	3632905.00	227991649.00	1190298553.00

..NICNET..

STATEMENT NO (3) : PLAN & NON-PLAN BUDGET PROVISION FOR EDUCATION BY ALL DEPARTMENTS
(REVENUE ACCOUNT)
2003-04 (ACTUALS)

(RUPEES IN CRORES)

S.NO.	STATE/ UNION TERRITORY	EDUCATION DEPARTMENT			OTHER DEPARTMENTS			TOTAL		
		PLAN	NON-PLAN	TOTAL	PLAN	NON-PLAN	TOTAL	PLAN	NON-PLAN	TOTAL
1	ANDHRA PRADESH	438.80	3906.62	4345.42	68.03	54.83	122.86	506.83	3961.45	4468.28
2	ARUNACHAL PRADESH	91.73	70.54	162.27	5.36	5.35	10.71	97.09	75.89	172.98
3	ASSAM	357.33	1926.77	2284.10	112.38	114.65	227.03	469.71	2041.42	2511.13
4	BIHAR	196.94	2603.72	2800.66	25.41	114.63	140.04	222.35	2718.35	2940.70
5	CHHATTISGARH	312.88	597.66	910.54	78.09	426.59	504.68	390.97	1024.25	1415.22
6	GOA	46.23	213.40	259.63	18.51	28.39	46.90	64.74	241.79	306.53
7	GUJARAT	273.99	3321.45	3595.44	199.22	740.53	939.75	473.21	4061.98	4535.19
8	HARYANA	120.93	1366.78	1487.71	72.63	224.83	297.46	193.56	1591.61	1785.17
9	HIMACHAL PRADESH	72.06	878.74	950.80	31.61	58.00	89.61	103.67	936.74	1040.41
10	JAMMU & KASHMIR	232.73	640.40	873.13	47.12	56.32	103.44	279.85	696.72	976.57
11	JHARKHAND	10.98	932.12	943.10	113.20	62.91	176.11	124.18	995.03	1119.21
12	KARNATAKA	580.31	3099.43	3679.74	96.80	217.38	314.18	677.11	3316.81	3993.92
13	KERALA	65.98	2949.28	3015.26	111.76	274.18	385.94	177.74	3223.46	3401.20
14	MADHYA PRADESH	301.30	1992.21	2293.51	372.51	548.01	920.52	673.81	2540.22	3214.03
15	MAHARASHTRA	114.39	9086.08	9200.47	280.32	1330.17	1610.49	394.71	10416.25	10810.96
16	MANIPUR	19.70	222.51	242.21	5.38	18.68	24.06	25.08	241.19	266.27
17	MEGHALAYA	57.16	179.29	236.45	13.33	9.42	22.75	70.49	188.71	259.20
18	MIZORAM	60.73	129.64	190.37	8.91	7.71	16.62	69.64	137.35	206.99
19	NAGALAND	39.22	192.45	231.67	19.45	20.28	39.73	58.67	212.73	271.40
20	ORISSA	141.64	1696.44	1838.08	40.52	173.77	214.29	182.16	1870.21	2052.37
21	PUNJAB	38.23	1994.75	2032.98	21.32	114.44	135.76	59.55	2109.19	2168.74
22	RAJASTHAN	239.95	3349.02	3588.97	23.48	200.06	223.54	263.43	3549.08	3812.51
23	SIKKIM	42.21	88.55	130.76	7.61	4.80	12.41	49.82	93.35	143.17
24	TAMIL NADU	171.06	3922.51	4093.57	224.32	635.84	860.16	395.38	4558.35	4953.73
25	TRIPURA	62.24	411.40	473.64	45.18	14.49	59.67	107.42	425.89	533.31
26	UTTARANCHAL	78.17	896.87	975.04	48.36	55.03	103.39	126.53	951.90	1078.43
27	UTTAR PRADESH	104.27	5920.76	6025.03	174.54	768.32	942.86	278.81	6689.08	6967.89
28	WEST BENGAL	96.37	4341.33	4437.70	48.02	283.66	331.68	144.39	4624.99	4769.38
TOTAL (STATES)		4367.53	56930.72	61298.25	2313.37	6563.27	8876.64	6680.90	63493.99	70174.89
29	A. & N. ISLANDS	32.08	64.87	96.95	4.12	3.57	7.69	36.20	68.44	104.64
30	CHANDIGARH	12.50	130.42	142.92	22.23	30.83	53.06	34.73	161.25	195.98
31	DADRA & NAGAR HAVELI	7.95	10.59	18.54	.55	.34	.89	8.50	10.93	19.43
32	DAMAN & DIU	3.35	13.11	16.46	.53	.90	1.43	3.88	14.01	17.89
33	DELHI	151.38	973.71	1125.09	42.83	74.40	117.23	194.21	1048.11	1242.32
34	LAKSHADWEEP	2.18	17.66	19.84	1.04	1.13	2.17	3.22	18.79	22.01
35	PONDICHERY	49.27	100.14	149.41	37.03	14.68	51.71	86.30	114.82	201.12
TOTAL (U.T.s)		258.71	1310.50	1569.21	108.33	125.85	234.18	367.04	1436.35	1803.39
TOTAL (STATES & U.T.)		4626.24	58241.22	62867.46	2421.70	6689.12	9110.82	7047.94	64930.34	71978.28
CENTRAL TOTAL		7371.07	2806.40	10177.47	4673.32	2250.18	6923.50	12044.39	5056.58	17100.97
GRAND TOTAL		11997.31	61047.62	73044.93	7095.02	8939.30	16034.32	19092.33	69986.92	89079.25

..NICNET..

STATEMENT NO (3) : PLAN & NON-PLAN BUDGET PROVISION FOR EDUCATION BY ALL DEPARTMENTS
(REVENUE ACCOUNT)
2004-05 (REVISED ESTIMATES)

(RUPEES IN CRORES)

S.NO.	STATE/ UNION TERRITORY	EDUCATION DEPARTMENT			OTHER DEPARTMENTS			TOTAL		
		PLAN	NON-PLAN	TOTAL	PLAN	NON-PLAN	TOTAL	PLAN	NON-PLAN	TOTAL
1	ANDHRA PRADESH	536.56	4136.26	4672.82	13.51	97.87	111.38	550.07	4234.13	4784.20
2	ARUNACHAL PRADESH	84.72	77.68	162.40	6.53	6.73	13.26	91.25	84.41	175.66
3	ASSAM	230.96	2575.97	2806.93	94.82	189.83	284.65	325.78	2765.80	3091.58
4	BIHAR	436.85	3665.37	4102.22	32.95	150.76	183.71	469.80	3816.13	4285.93
5	CHHATTISGARH	550.08	649.58	1199.66	77.17	467.13	544.30	627.25	1116.71	1743.96
6	GOA	86.31	228.82	315.13	22.47	31.74	54.21	108.78	260.56	369.34
7	GUJARAT	349.73	3561.46	3911.19	325.03	327.10	652.13	674.76	3888.56	4563.32
8	HARYANA	135.46	1557.30	1692.76	73.17	240.94	314.11	208.63	1798.24	2006.87
9	HIMACHAL PRADESH	95.84	916.71	1012.55	33.56	50.86	84.42	129.40	967.57	1096.97
10	JAMMU & KASHMIR	232.73	699.79	932.52	47.12	82.98	130.10	279.85	782.77	1062.62
11	JHARKHAND	352.62	1089.02	1441.64	217.27	100.81	318.08	569.89	1189.83	1759.72
12	KARNATAKA	967.21	3454.07	4421.28	151.43	261.96	413.39	1118.64	3716.03	4834.67
13	KERALA	105.25	3414.74	3519.99	98.38	338.24	436.62	203.63	3752.98	3956.61
14	MADHYA PRADESH	378.77	2203.60	2582.37	469.01	644.63	1113.64	847.78	2848.23	3696.01
15	MAHARASHTRA	221.43	9696.29	9917.72	386.47	1494.58	1881.05	607.90	11190.87	11798.77
16	MANIPUR	66.21	233.53	299.74	7.09	19.24	26.33	73.30	252.77	326.07
17	MEGHALAYA	81.69	189.06	270.75	17.10	11.78	28.88	98.79	200.84	299.63
18	MIZORAM	78.51	140.31	218.82	9.97	8.54	18.51	88.48	148.85	237.33
19	NAGALAND	40.89	181.12	222.01	22.41	20.76	43.17	63.30	201.88	265.18
20	ORISSA	146.98	1789.14	1936.12	24.90	178.95	203.85	171.88	1968.09	2139.97
21	PUNJAB	128.27	2107.13	2235.40	20.06	161.33	181.39	148.33	2268.46	2416.79
22	RAJASTHAN	394.90	3595.21	3990.11	43.34	209.49	252.83	438.24	3804.70	4242.94
23	SIKKIM	48.07	100.50	148.57	10.72	4.96	15.68	58.79	105.46	164.25
24	TAMIL NADU	192.24	4282.63	4474.87	320.02	712.00	1032.02	512.26	4994.63	5506.89
25	TRIPURA	59.67	441.80	501.47	51.53	11.76	63.29	111.20	453.56	564.76
26	UTTARANCHAL	122.20	1038.60	1160.80	38.02	66.57	104.59	160.22	1105.17	1265.39
27	UTTAR PRADESH	674.30	6374.57	7048.87	1014.43	810.05	1824.48	1688.73	7184.62	8873.35
28	WEST BENGAL	444.29	4694.23	5138.52	81.29	304.64	385.93	525.58	4998.87	5524.45
TOTAL (STATES)		7242.74	63094.49	70337.23	3709.77	7006.23	10716.00	10952.51	70100.72	81053.23
29	A. & N. ISLANDS	33.70	76.50	110.20	4.52	4.32	8.84	38.22	80.82	119.04
30	CHANDIGARH	33.30	144.54	177.84	21.82	35.82	57.64	55.12	180.36	235.48
31	DADRA & NAGAR HAVELI	12.39	11.06	23.45	.54	.34	.88	12.93	11.40	24.33
32	DAMAN & DIU	11.54	14.74	26.28	.67	1.11	1.78	12.21	15.85	28.06
33	DELHI	260.17	1330.16	1590.33	56.91	64.67	121.58	317.08	1394.83	1711.91
34	LAKSHADWEEP	5.47	18.50	23.97	1.93	1.08	3.01	7.40	19.58	26.98
35	PONDICHERRY	55.84	112.83	168.67	43.24	16.03	59.27	99.08	128.86	227.94
TOTAL (U.T.s)		412.41	1708.33	2120.74	129.63	123.37	253.00	542.04	1831.70	2373.74
TOTAL (STATES & U.T.)		7655.15	64802.82	72457.97	3839.40	7129.60	10969.00	11494.55	71932.42	83426.97
CENTRAL TOTAL		10224.15	3004.58	13228.73	5631.33	2278.97	7910.30	15855.48	5283.55	21139.03
GRAND TOTAL		17879.30	67807.40	85686.70	9470.73	9408.57	18879.30	27350.03	77215.97	104566.00

..NICNET..

STATEMENT NO (3) : PLAN & NON-PLAN BUDGET PROVISION FOR EDUCATION BY ALL DEPARTMENTS
(REVENUE ACCOUNT)
2005-06 (BUDGET ESTIMATES)

(RUPEES IN CRORES)

S.NO.	STATE/ UNION TERRITORY	EDUCATION DEPARTMENT			OTHER DEPARTMENTS			TOTAL		
		PLAN	NON-PLAN	TOTAL	PLAN	NON-PLAN	TOTAL	PLAN	NON-PLAN	TOTAL
1	ANDHRA PRADESH	538.41	4485.85	5024.26	54.89	72.92	127.81	593.30	4558.77	5152.07
2	ARUNACHAL PRADESH	68.36	86.10	154.46	10.71	6.59	17.30	79.07	92.69	171.76
3	ASSAM	370.18	2737.26	3107.44	718.95	191.03	909.98	1089.13	2928.29	4017.42
4	BIHAR	511.54	3845.77	4357.31	44.91	147.87	192.78	556.45	3993.64	4550.09
5	CHHATTISGARH	602.53	680.76	1283.29	81.31	524.18	605.49	683.84	1204.94	1888.78
6	GOA	76.70	243.40	320.10	24.41	36.63	61.04	101.11	280.03	381.14
7	GUJARAT	240.14	3504.39	3744.53	263.21	311.46	574.67	503.35	3815.85	4319.20
8	HARYANA	257.65	1729.21	1986.86	116.89	271.58	388.47	374.54	2000.79	2375.33
9	HIMACHAL PRADESH	100.97	929.00	1029.97	45.92	42.56	88.48	146.89	971.56	1118.45
10	JAMMU & KASHMIR	244.82	831.28	1076.10	53.80	91.12	144.92	298.62	922.40	1221.02
11	JHARKHAND	393.27	1424.08	1817.35	120.76	264.11	384.87	514.03	1688.19	2202.22
12	KARNATAKA	967.68	3773.00	4740.68	129.11	274.48	403.59	1096.79	4047.48	5144.27
13	KERALA	123.18	3625.98	3749.16	131.23	364.60	495.83	254.41	3990.58	4244.99
14	MADHYA PRADESH	568.27	2139.62	2707.89	541.43	670.96	1212.39	1109.70	2810.58	3920.28
15	MAHARASHTRA	289.85	9652.46	9942.31	399.73	1516.55	1916.28	689.58	11169.01	11858.59
16	MANIPUR	93.94	220.16	314.10	15.32	18.54	33.86	109.26	238.70	347.96
17	MEGHALAYA	91.93	198.49	290.42	67.56	12.45	80.01	159.49	210.94	370.43
18	MIZORAM	83.11	141.28	224.39	14.59	8.85	23.44	97.70	150.13	247.83
19	NAGALAND	41.77	198.50	240.27	27.38	22.08	49.46	69.15	220.58	289.73
20	ORISSA	183.72	1960.01	2143.73	23.21	191.21	214.42	206.93	2151.22	2358.15
21	PUNJAB	148.26	2171.59	2319.85	18.67	158.28	176.95	166.93	2329.87	2496.80
22	RAJASTHAN	647.39	4269.07	4916.46	62.43	237.70	300.13	709.82	4506.77	5216.59
23	SIKKIM	49.84	111.29	161.13	11.61	6.55	18.16	61.45	117.84	179.29
24	TAMIL NADU	266.26	4834.80	5101.06	321.48	670.23	991.71	587.74	5505.03	6092.77
25	TRIPURA	61.88	477.59	539.47	54.35	15.78	70.13	116.23	493.37	609.60
26	UTTARANCHAL	144.41	1105.25	1249.66	39.99	73.50	113.49	184.40	1178.75	1363.15
27	UTTAR PRADESH	989.24	6750.29	7739.53	1064.67	856.33	1921.00	2053.91	7606.62	9660.53
28	WEST BENGAL	591.83	4887.67	5479.50	82.93	312.15	395.08	674.76	5199.82	5874.58
TOTAL (STATES)		8747.13	67014.15	75761.28	4541.45	7370.29	11911.74	13288.58	74384.44	87673.02
29	A. & N. ISLANDS	37.68	79.45	117.13	5.14	3.73	8.87	42.82	83.18	126.00
30	CHANDIGARH	17.94	152.24	170.18	23.15	42.48	65.63	41.09	194.72	235.81
31	DADRA & NAGAR HAVELI	9.61	12.02	21.63	.60	.35	.95	10.21	12.37	22.58
32	DAMAN & DIU	5.18	14.62	19.80	.96	1.07	2.03	6.14	15.69	21.83
33	DELHI	283.99	1324.20	1608.19	64.98	90.17	155.15	348.97	1414.37	1763.34
34	LAKSHADWEEP	2.59	17.62	20.21	2.25	1.17	3.42	4.84	18.79	23.63
35	PONDICHERRY	62.03	113.23	175.26	44.23	15.42	59.65	106.26	128.65	234.91
TOTAL (U.T.s)		419.02	1713.38	2132.40	141.31	154.39	295.70	560.33	1867.77	2428.10
TOTAL (STATES & U.T.)		9166.15	68727.53	77893.68	4682.76	7524.68	12207.44	13848.91	76252.21	90101.12
CENTRAL TOTAL		15242.26	3094.77	18337.03	8229.04	2362.69	10591.73	23471.30	5457.46	28928.76
GRAND TOTAL		24408.41	71822.30	96230.71	12911.80	9887.37	22799.17	37320.21	81709.67	119029.88

..NICNET..

STATEMENT NO (3-A) : PERCENTAGE OF TOTAL PLAN & NON-PLAN BUDGETED EXPENDITURE ON EDUCATION
DEPARTMENT TO THE TOTAL STATE PLAN & NON-PLAN BUDGETED EXPENDITURE
(REVENUE ACCOUNT)

S.NO.	STATE/ UNION TERRITORY	2003-04 (ACTUALS)			2004-05 (R.E.)			2005-06 (B.E.)		
		PLAN	NON-PLAN	TOTAL	PLAN	NON-PLAN	TOTAL	PLAN	NON-PLAN	TOTAL
1	ANDHRA PRADESH	6.44	16.97	14.57	6.05	16.83	13.97	5.41	16.35	13.44
2	ARUNACHAL PRADESH	16.66	8.39	11.66	15.08	7.97	10.57	9.75	9.25	9.46
3	ASSAM	25.00	27.44	27.03	7.11	20.86	18.00	9.22	28.11	22.59
4	BIHAR	15.24	19.52	19.14	24.42	23.88	23.94	23.59	23.43	23.45
5	CHHATTISGARH	20.30	11.81	13.80	25.83	11.33	15.25	26.92	11.55	15.78
6	GOA	16.38	14.41	14.72	20.61	14.34	15.65	16.42	9.94	10.98
7	GUJARAT	8.28	17.81	16.38	7.91	18.12	16.25	5.18	17.50	15.19
8	HARYANA	10.75	15.20	14.70	9.33	15.32	14.57	13.23	15.67	15.30
9	HIMACHAL PRADESH	8.58	18.51	17.01	10.78	19.37	18.01	9.48	19.27	17.50
10	JAMMU & KASHMIR	24.65	11.33	13.24	21.21	9.87	11.39	20.28	10.84	12.13
11	JHARKHAND	.44	19.35	12.92	11.01	20.88	17.12	12.58	22.99	19.50
12	KARNATAKA	16.33	17.48	17.29	18.71	17.58	17.82	16.73	16.71	16.71
13	KERALA	2.76	22.51	19.46	2.96	22.30	18.65	2.80	22.25	18.12
14	MADHYA PRADESH	10.70	12.49	12.22	10.22	14.41	13.60	13.44	12.73	12.87
15	MAHARASHTRA	3.16	23.26	21.56	4.28	20.67	19.04	6.92	20.99	19.82
16	MANIPUR	10.23	17.51	16.55	20.22	17.34	17.90	23.88	15.12	16.98
17	MEGHALAYA	18.45	17.86	18.00	15.99	17.09	16.74	12.76	17.18	15.48
18	MIZORAM	16.38	14.14	14.78	16.86	13.78	14.74	20.30	14.34	16.09
19	NAGALAND	11.03	13.21	12.78	11.01	12.48	12.18	11.17	13.07	12.69
20	ORISSA	8.59	18.42	16.92	7.23	15.34	14.14	7.93	17.09	15.55
21	PUNJAB	6.22	13.22	12.95	13.71	12.18	12.26	7.01	12.60	11.98
22	RAJASTHAN	10.75	20.15	19.04	12.87	21.07	19.82	17.08	23.37	22.29
23	SIKKIM	17.13	9.47	11.07	16.57	6.70	8.30	15.89	7.63	9.09
24	TAMIL NADU	3.86	18.83	16.20	4.80	17.32	15.57	5.89	17.82	16.11
25	TRIPURA	18.87	23.75	22.97	15.79	24.20	22.76	14.91	21.08	20.12
26	UTTARANCHAL	7.26	27.31	22.36	7.83	23.27	19.27	8.37	23.45	19.41
27	UTTAR PRADESH	3.18	12.61	12.00	10.51	16.26	15.45	13.95	16.47	16.10
28	WEST BENGAL	4.96	18.23	17.23	15.02	17.80	17.52	14.29	18.10	17.60
TOTAL (STATES)		8.73	17.65	16.45	10.49	17.84	16.64	11.15	18.12	16.90
29	A. & N. ISLANDS	16.55	10.25	11.72	15.38	11.29	12.29	14.30	6.36	7.74
30	CHANDIGARH	15.39	16.49	16.39	28.77	16.13	17.58	15.89	16.23	16.19
31	DADRA & NAGAR HAVELI	30.79	2.72	4.46	41.26	2.58	5.12	31.05	2.70	4.54
32	DAMAN & DIU	22.40	5.78	6.81	48.90	6.35	10.28	25.53	6.15	7.68
33	DELHI	11.45	25.86	22.12	15.96	29.76	26.07	16.32	26.74	24.03
34	LAKSHADWEEP	10.99	9.91	10.02	15.98	9.81	10.76	8.40	9.28	9.16
35	PONDICHERRY	11.55	11.55	11.55	10.70	10.70	10.70	11.14	11.14	11.14
TOTAL (U.T.)		12.41	19.13	17.56	16.01	21.50	20.15	15.20	18.98	18.09
TOTAL (STATES & UTs)		8.88	17.68	16.48	10.69	17.92	16.73	11.29	18.14	16.93
CENTER TOTAL		9.37	.99	2.81	11.40	1.01	3.43	13.14	.94	4.11
GRAND TOTAL		9.18	9.96	9.82	11.09	10.31	10.46	12.38	10.12	10.61

..NICNET..

STATEMENT NO (3-B) : PERCENTAGE OF TOTAL PLAN & NON-PLAN BUDGETED EXPENDITURE ON EDUCATION & OTHER
DEPARTMENT TO THE TOTAL STATE PLAN & NON-PLAN BUDGETED EXPENDITURE
(REVENUE ACCOUNT)

S.NO.	STATE/ UNION TERRITORY	2003-04 (ACTUALS)			2004-05 (R.E.)			2005-06 (B.E.)		
		PLAN	NON-PLAN	TOTAL	PLAN	NON-PLAN	TOTAL	PLAN	NON-PLAN	TOTAL
1	ANDHRA PRADESH	7.44	17.21	14.98	6.20	17.23	14.30	5.96	16.62	13.78
2	ARUNACHAL PRADESH	17.63	9.02	12.43	16.24	8.66	11.43	11.27	9.96	10.52
3	ASSAM	32.86	29.08	29.72	10.04	22.39	19.82	27.12	30.07	29.21
4	BIHAR	17.21	20.38	20.10	26.27	24.86	25.01	25.66	24.33	24.49
5	CHHATTISGARH	25.37	20.24	21.44	29.45	19.47	22.17	30.56	20.44	23.23
6	GOA	22.93	16.32	17.38	25.97	16.33	18.34	21.64	11.44	13.08
7	GUJARAT	14.30	21.79	20.66	15.27	19.78	18.95	10.86	19.06	17.52
8	HARYANA	17.21	17.70	17.64	14.38	17.69	17.28	19.23	18.13	18.29
9	HIMACHAL PRADESH	12.34	19.73	18.62	14.56	20.44	19.51	13.79	20.15	19.00
10	JAMMU & KASHMIR	29.64	12.33	14.81	25.51	11.04	12.98	24.74	12.03	13.76
11	JHARKHAND	5.00	20.65	15.33	17.79	22.81	20.90	16.44	27.25	23.63
12	KARNATAKA	19.06	18.71	18.76	21.64	18.92	19.48	18.96	17.93	18.14
13	KERALA	7.42	24.60	21.95	5.72	24.51	20.96	5.78	24.48	20.51
14	MADHYA PRADESH	23.93	15.93	17.13	22.88	18.63	19.46	26.24	16.72	18.64
15	MAHARASHTRA	10.90	26.67	25.33	11.74	23.86	22.65	16.47	24.29	23.64
16	MANIPUR	13.02	18.98	18.19	22.39	18.77	19.48	27.78	16.39	18.81
17	MEGHALAYA	22.76	18.80	19.73	19.33	18.16	18.53	22.14	18.26	19.75
18	MIZORAM	18.78	14.98	16.07	19.01	14.61	15.99	23.86	15.23	17.77
19	NAGALAND	16.50	14.60	14.97	17.04	13.91	14.55	18.49	14.52	15.31
20	ORISSA	11.04	20.30	18.90	8.45	16.88	15.63	8.93	18.76	17.11
21	PUNJAB	9.69	13.98	13.81	15.86	13.11	13.25	7.89	13.51	12.90
22	RAJASTHAN	11.81	21.36	20.23	14.28	22.30	21.08	18.73	24.67	23.65
23	SIKKIM	20.22	9.99	12.12	20.27	7.03	9.18	19.59	8.08	10.11
24	TAMIL NADU	8.91	21.88	19.60	12.78	20.20	19.16	13.00	20.29	19.25
25	TRIPURA	32.56	24.59	25.87	29.42	24.84	25.63	28.00	21.78	22.74
26	UTTARANCHAL	11.75	28.98	24.73	10.27	24.76	21.01	10.69	25.01	21.17
27	UTTAR PRADESH	8.51	14.25	13.87	26.32	18.33	19.45	28.97	18.56	20.10
28	WEST BENGAL	7.44	19.42	18.52	17.77	18.96	18.84	16.30	19.26	18.87
TOTAL (STATES)		13.35	19.68	18.83	15.87	19.82	19.18	16.94	20.11	19.55
29	A. & N. ISLANDS	18.67	10.81	12.65	17.44	11.93	13.27	16.25	6.66	8.33
30	CHANDIGARH	42.76	20.38	22.47	47.61	20.13	23.27	36.38	20.76	22.44
31	DADRA & NAGAR HAVELI	32.92	2.80	4.67	43.05	2.66	5.31	32.99	2.78	4.74
32	DAMAN & DIU	25.98	6.18	7.40	51.72	6.83	10.98	30.26	6.60	8.46
33	DELHI	14.69	27.84	24.42	19.45	31.20	28.06	20.05	28.56	26.34
34	LAKSHADWEEP	16.25	10.55	11.12	21.62	10.39	12.11	15.70	9.90	10.71
35	PONDICHERRY	20.23	13.24	15.55	18.98	12.22	14.46	19.08	12.65	14.92
TOTAL (U.T.)		17.61	20.96	20.18	21.05	23.05	22.56	20.33	20.69	20.60
TOTAL (STATES & UTs)		13.52	19.71	18.87	16.06	19.89	19.26	17.06	20.12	19.58
CENTER TOTAL		15.32	1.78	4.72	17.68	1.78	5.48	20.24	1.65	6.48
GRAND TOTAL		14.60	11.42	11.98	16.96	11.74	12.76	18.93	11.52	13.13

..NICNET..

STATEMENT NO (4) : TOTAL STATE BUDGETED EXPENDITURE ON EDUCATION & TRAINING (REVENUE ACCOUNT)

(RUPEES IN THOUSANDS)

S. NO.	STATE/ UNION TERRITORY	TOTAL STATE BUDGET	2003-04 (ACTUALS)		TOTAL STATE BUDGET	2004-05 (R. E.)		TOTAL STATE BUDGET	2005-06 (B. E.)	
			EXP. ON TRAN. & OTHER	EDN. BY DEPT.		% AGE OF COL(3) TO COL(2)	EXP. ON TRAN. & OTHER		EDN. BY DEPT.	% AGE OF COL(6) TO COL(5)
1	2	3	4	5	6	7	8	9	10	
1	ANDHRA PRADESH	298301300.00	44682734.00	14.98	334554700.00	47842014.00	14.30	373779000.00	51520650.00	13.78
2	ARUNACHAL PRADESH	13918900.00	1729842.00	12.43	15367000.00	1756542.00	11.43	16320300.00	1717564.00	10.52
3	ASSAM	84497900.00	25111261.00	29.72	155968700.00	30915824.00	19.82	137538600.00	40174257.00	29.21
4	BIHAR	146322500.00	29406979.00	20.10	171374100.00	42859329.00	25.01	185821400.00	45500798.00	24.49
5	CHHATTISGARH	66004200.00	14152247.00	21.44	78647500.00	17439671.00	22.17	81323100.00	18887862.00	23.23
6	GOA	17636000.00	3065259.00	17.38	20141700.00	3693348.00	18.34	29147400.00	3811416.00	13.08
7	GUJARAT	219541200.00	45351806.00	20.66	240749200.00	45633297.00	18.95	246560700.00	43191943.00	17.52
8	HARYANA	101171900.00	17851701.00	17.64	116143100.00	20068635.00	17.28	129854400.00	23753247.00	18.29
9	HIMACHAL PRADESH	55880900.00	10404241.00	18.62	56222700.00	10969636.00	19.51	58857200.00	11184449.00	19.00
10	JAMMU & KASHMIR	65958400.00	9765571.00	14.81	81879600.00	10626152.00	12.98	88740900.00	12210235.00	13.76
11	JHARKHAND	73019600.00	11191982.00	15.33	84185700.00	17597280.00	20.90	93215300.00	22022204.00	23.63
12	KARNATAKA	212847200.00	39939160.00	18.76	248126800.00	48346748.00	19.48	283640000.00	51442685.00	18.14
13	KERALA	154956400.00	34011964.00	21.95	188756600.00	39566136.00	20.96	206962500.00	42449865.00	20.51
14	MADHYA PRADESH	187647100.00	32140264.00	17.13	189922900.00	36959979.00	19.46	210349500.00	39202837.00	18.64
15	MAHARASHTRA	426800600.00	108109521.00	25.33	520829100.00	117987700.00	22.65	501639500.00	118585966.00	23.64
16	MANI PUR	14634700.00	2662731.00	18.19	16741000.00	3260722.00	19.48	18497400.00	3479629.00	18.81
17	MEGHALAYA	13136900.00	2591934.00	19.73	16171300.00	2996341.00	18.53	18757100.00	3704379.00	19.75
18	MI ZORAM	12877800.00	2069916.00	16.07	14840700.00	2373263.00	15.99	13949800.00	2478357.00	17.77
19	NAGALAND	18129800.00	2713996.00	14.97	18226500.00	2651754.00	14.55	18929300.00	2897327.00	15.31
20	ORISSA	108611900.00	20523671.00	18.90	136945800.00	21399762.00	15.63	137838500.00	23581445.00	17.11
21	PUNJAB	157019300.00	21687440.00	13.81	182345200.00	24167849.00	13.25	193565800.00	24968062.00	12.90
22	RAJASTHAN	188482900.00	38124999.00	20.23	201283400.00	42429418.00	21.08	220613100.00	52165815.00	23.65
23	SIKKIM	11809300.00	1431668.00	12.12	17893800.00	1642522.00	9.18	17728000.00	1792913.00	10.11
24	TAMIL NADU	252709400.00	49537259.00	19.60	287368000.00	55068912.00	19.16	316555200.00	60927617.00	19.25
25	TRIPURA	20617700.00	5333154.00	25.87	22035200.00	5647656.00	25.63	26806600.00	6096026.00	22.74
26	UTTARANCHAL	43615600.00	10784378.00	24.73	60229500.00	12653871.00	21.01	64385300.00	13631416.00	21.17
27	UTTAR PRADESH	502211200.00	69678812.00	13.87	456221700.00	88733509.00	19.45	480710600.00	96605344.00	20.10
28	WEST BENGAL	257574600.00	47693760.00	18.52	293234600.00	55244484.00	18.84	311375900.00	58745851.00	18.87
	TOTAL (STATES)	3725935200.00	701748250.00	18.83	4226406100.00	810532354.00	19.18	4483462400.00	876730159.00	19.55
29	A. & N. ISLANDS	8269797.00	1046311.00	12.65	8968500.00	1190431.00	13.27	15126100.00	1259990.00	8.33
30	CHANDIGARH	8722325.00	1959687.00	22.47	10119200.00	2354829.00	23.27	10509200.00	2358043.00	22.44
31	DADRA & NAGAR HAVELI	4158107.00	194258.00	4.67	4579200.00	243290.00	5.31	4760900.00	225800.00	4.74
32	DAMAN & DIU	2416831.00	178931.00	7.40	2556000.00	280595.00	10.98	2578900.00	218300.00	8.46
33	DELHI	50870800.00	12423187.00	24.42	61004400.00	17119101.00	28.06	66936300.00	17633390.00	26.34
34	LAKSHADWEEP	1980461.00	220176.00	11.12	2227800.00	269790.00	12.11	2206000.00	236269.00	10.71
35	PONDI CHERRY	12936101.00	2011142.00	15.55	15767870.00	2279537.00	14.46	15739300.00	2349065.00	14.92
	TOTAL (U. T. s)	89354422.00	18033692.00	20.18	105222970.00	23737573.00	22.56	117856700.00	24280857.00	20.60
	TOTAL (STATES & U. T.)	3815289622.00	719781942.00	18.87	4331629070.00	834269927.00	19.26	4601319100.00	901011016.00	19.58
	TOTAL (CENTRE)	3621400000.00	171009732.00	4.72	3860690000.00	211390344.00	5.48	4465120000.00	289287537.00	6.48
	GRAND TOTAL	7436689622.00	890791674.00	11.98	8192319070.00	1045660271.00	12.76	9066439100.00	1190298553.00	13.13

... NI CNET ...

STATEMENT NO (5) : PLAN & NONPLAN BUDGETED EXPENDITURE ON EDUCATION OF EDUCATION DEPARTMENT
(REVENUE ACCOUNT)

(RUPEES IN THOUSANDS)

2003-04 (ACTUALS)						
S.NO.	STATE/ UNION TERRITORY	TOTAL EXP. ON EDN. OF THE EDN. DEPARTMENT	PLAN EXP. ON EDN. OF THE EDUCATION DEPARTMENT	% AGE OF COL.(3) TO COL.(2)	NON-PLAN EXP. ON EDN. OF THE EDN. DEPARTMENT	% AGE OF COL.(5) TO COL.(2)
1		2	3	4	5	6
1	ANDHRA PRADESH	43454143.00	4387981.00	10.10	39066162.00	89.90
2	ARUNACHAL PRADESH	1622756.00	917327.00	56.53	705429.00	43.47
3	ASSAM	22840977.00	3573285.00	15.64	19267692.00	84.36
4	BIHAR	28006541.00	1969358.00	7.03	26037183.00	92.97
5	CHHATTISGARH	9105398.00	3128789.00	34.36	5976609.00	65.64
6	GOA	2596301.00	462261.00	17.80	2134040.00	82.20
7	GUJARAT	35954334.00	2739853.00	7.62	33214481.00	92.38
8	HARYANA	14877102.00	1209259.00	8.13	13667843.00	91.87
9	HIMACHAL PRADESH	9508073.00	720645.00	7.58	8787428.00	92.42
10	JAMMU & KASHMIR	8731259.00	2327273.00	26.65	6403986.00	73.35
11	JHARKHAND	9430968.00	109779.00	1.16	9321189.00	98.84
12	KARNATAKA	36797387.00	5803079.00	15.77	30994308.00	84.23
13	KERALA	30152525.00	659773.00	2.19	29492752.00	97.81
14	MADHYA PRADESH	22935068.00	3012977.00	13.14	19922091.00	86.86
15	MAHARASHTRA	92004659.00	1143905.00	1.24	90860754.00	98.76
16	MANIPUR	2422115.00	197036.00	8.13	2225079.00	91.87
17	MEGHALAYA	2364452.00	571574.00	24.17	1792878.00	75.83
18	MIZORAM	1903744.00	607309.00	31.90	1296435.00	68.10
19	NAGALAND	2316695.00	392235.00	16.93	1924460.00	83.07
20	ORISSA	18380835.00	1416442.00	7.71	16964393.00	92.29
21	PUNJAB	20329787.00	382287.00	1.88	19947500.00	98.12
22	RAJASTHAN	35889658.00	2399508.00	6.69	33490150.00	93.31
23	SIKKIM	1307584.00	422062.00	32.28	885522.00	67.72
24	TAMIL NADU	40935688.00	1710584.00	4.18	39225104.00	95.82
25	TRIPURA	4736403.00	622399.00	13.14	4114004.00	86.86
26	UTTARANCHAL	9750411.00	781742.00	8.02	8968669.00	91.98
27	UTTAR PRADESH	60250223.00	1042667.00	1.73	59207556.00	98.27
28	WEST BENGAL	44376980.00	963689.00	2.17	43413291.00	97.83
TOTAL (STATES)		612982066.00	43675078.00	7.13	569306988.00	92.87
29	A. & N. ISLANDS	969431.00	320760.00	33.09	648671.00	66.91
30	CHANDIGARH	1429165.00	124986.00	8.75	1304179.00	91.25
31	DADRA & NAGAR HAVELI	185405.00	79508.00	42.88	105897.00	57.12
32	DAMAN & DIU	164559.00	33473.00	20.34	131086.00	79.66
33	DELHI	11250864.00	1513787.00	13.45	9737077.00	86.55
34	LAKSHADWEEP	198441.00	21849.00	11.01	176592.00	88.99
35	PONDICHERRY	1494057.00	492684.00	32.98	1001373.00	67.02
TOTAL (U.T.s)		15691922.00	2587047.00	16.49	13104875.00	83.51
TOTAL (STATES & U.T.)		628673988.00	46262125.00	7.36	582411863.00	92.64
TOTAL (CENTRE)		101774722.00	73710737.00	72.43	28063985.00	27.57
GRAND TOTAL		730448710.00	119972862.00	16.42	610475848.00	83.58

...NICNET...

STATEMENT NO (5) : PLAN & NONPLAN BUDGETED EXPENDITURE ON EDUCATION OF EDUCATION DEPARTMENT
(REVENUE ACCOUNT)

(RUPEES IN THOUSANDS)

2004-05 (REVISED ESTIMATES)						
S.NO.	STATE/ UNION TERRITORY	TOTAL EXP. ON EDN. OF THE EDN. DEPARTMENT	PLAN EXP. ON EDN. OF THE EDUCATION DEPARTMENT	% AGE OF COL.(8) TO COL.(7)	NON-PLAN EXP. ON EDN. OF THE EDN. DEPARTMENT	% AGE OF COL.(10) TO COL.(7)
1		7	8	9	10	11
1	ANDHRA PRADESH	46728210.00	5365584.00	11.48	41362626.00	88.52
2	ARUNACHAL PRADESH	1623962.00	847207.00	52.17	776755.00	47.83
3	ASSAM	28069333.00	2309640.00	8.23	25759693.00	91.77
4	BIHAR	41022186.00	4368469.00	10.65	36653717.00	89.35
5	CHHATTISGARH	11996608.00	5500785.00	45.85	6495823.00	54.15
6	GOA	3151245.00	863084.00	27.39	2288161.00	72.61
7	GUJARAT	39111985.00	3497348.00	8.94	35614637.00	91.06
8	HARYANA	16927557.00	1354552.00	8.00	15573005.00	92.00
9	HIMACHAL PRADESH	10125462.00	958394.00	9.47	9167068.00	90.53
10	JAMMU & KASHMIR	9325174.00	2327273.00	24.96	6997901.00	75.04
11	JHARKHAND	14416441.00	3526210.00	24.46	10890231.00	75.54
12	KARNATAKA	44212794.00	9672069.00	21.88	34540725.00	78.12
13	KERALA	35199940.00	1052515.00	2.99	34147425.00	97.01
14	MADHYA PRADESH	25823619.00	3787665.00	14.67	22035954.00	85.33
15	MAHARASHTRA	99177136.00	2214251.00	2.23	96962885.00	97.77
16	MANIPUR	2997381.00	662103.00	22.09	2335278.00	77.91
17	MEGHALAYA	2707499.00	816860.00	30.17	1890639.00	69.83
18	MIZORAM	2188155.00	785076.00	35.88	1403079.00	64.12
19	NAGALAND	2220064.00	408890.00	18.42	1811174.00	81.58
20	ORISSA	19361233.00	1469818.00	7.59	17891415.00	92.41
21	PUNJAB	22353937.00	1282686.00	5.74	21071251.00	94.26
22	RAJASTHAN	39901067.00	3949011.00	9.90	35952056.00	90.10
23	SIKKIM	1485724.00	480707.00	32.36	1005017.00	67.64
24	TAMIL NADU	44748685.00	1922389.00	4.30	42826296.00	95.70
25	TRIPURA	5014734.00	596735.00	11.90	4417999.00	88.10
26	UTTARANCHAL	11607939.00	1221971.00	10.53	10385968.00	89.47
27	UTTAR PRADESH	70488718.00	6743010.00	9.57	63745708.00	90.43
28	WEST BENGAL	51385154.00	4442874.00	8.65	46942280.00	91.35
	TOTAL (STATES)	703371942.00	72427176.00	10.30	630944766.00	89.70
29	A. & N. ISLANDS	1102000.00	337000.00	30.58	765000.00	69.42
30	CHANDIGARH	1778450.00	333000.00	18.72	1445450.00	81.28
31	DADRA & NAGAR HAVELI	234500.00	123900.00	52.84	110600.00	47.16
32	DAMAN & DIU	262800.00	115400.00	43.91	147400.00	56.09
33	DELHI	15903337.00	2601720.00	16.36	13301617.00	83.64
34	LAKSHADWEEP	239700.00	54700.00	22.82	185000.00	77.18
35	PONDICHERRY	1686791.00	558444.00	33.11	1128347.00	66.89
	TOTAL (U.T.s)	21207578.00	4124164.00	19.45	17083414.00	80.55
	TOTAL (STATES & U.T.)	724579520.00	76551340.00	10.56	648028180.00	89.44
	TOTAL (CENTRE)	132287300.00	102241500.00	77.29	30045800.00	22.71
	GRAND TOTAL	856866820.00	178792840.00	20.87	678073980.00	79.13

...NICNET...

STATEMENT NO (5) : PLAN & NONPLAN BUDGETED EXPENDITURE ON EDUCATION OF EDUCATION DEPARTMENT
(REVENUE ACCOUNT)

(RUPEES IN THOUSANDS)

2005-06 (BUDGET ESTIMATES)						
S.NO.	STATE/ UNION TERRITORY	TOTAL EXP. ON EDN. OF THE EDN. DEPARTMENT	PLAN EXP. ON EDN. OF THE EDUCATION DEPARTMENT	% AGE OF COL.(13) TO COL.(12)	NON-PLAN EXP. ON EDN. OF THE EDN. DEPARTMENT	% AGE OF COL.(15) TO COL.(12)
1		12	13	14	15	16
1	ANDHRA PRADESH	50242555.00	5384062.00	10.72	44858493.00	89.28
2	ARUNACHAL PRADESH	1544557.00	683560.00	44.26	860997.00	55.74
3	ASSAM	31074426.00	3701837.00	11.91	27372589.00	88.09
4	BIHAR	43573043.00	5115374.00	11.74	38457669.00	88.26
5	CHHATTISGARH	12832948.00	6025333.00	46.95	6807615.00	53.05
6	GOA	3200958.00	767006.00	23.96	2433952.00	76.04
7	GUJARAT	37445290.00	2401371.00	6.41	35043919.00	93.59
8	HARYANA	19868578.00	2576500.00	12.97	17292078.00	87.03
9	HIMACHAL PRADESH	10299683.00	1009668.00	9.80	9290015.00	90.20
10	JAMMU & KASHMIR	10760980.00	2448190.00	22.75	8312790.00	77.25
11	JHARKHAND	18173478.00	3932690.00	21.64	14240788.00	78.36
12	KARNATAKA	47406791.00	9676787.00	20.41	37730004.00	79.59
13	KERALA	37491589.00	1231800.00	3.29	36259789.00	96.71
14	MADHYA PRADESH	27078946.00	5682711.00	20.99	21396235.00	79.01
15	MAHARASHTRA	99423152.00	2898548.00	2.92	96524604.00	97.08
16	MANIPUR	3141025.00	939408.00	29.91	2201617.00	70.09
17	MEGHALAYA	2904204.00	919349.00	31.66	1984855.00	68.34
18	MIZORAM	2243942.00	831100.00	37.04	1412842.00	62.96
19	NAGALAND	2402696.00	417735.00	17.39	1984961.00	82.61
20	ORISSA	21437241.00	1837178.00	8.57	19600063.00	91.43
21	PUNJAB	23198540.00	1482590.00	6.39	21715950.00	93.61
22	RAJASTHAN	49164544.00	6473881.00	13.17	42690663.00	86.83
23	SIKKIM	1611261.00	498350.00	30.93	1112911.00	69.07
24	TAMIL NADU	51010535.00	2662567.00	5.22	48347968.00	94.78
25	TRIPURA	5394701.00	618779.00	11.47	4775922.00	88.53
26	UTTARANCHAL	12496555.00	1444090.00	11.56	11052465.00	88.44
27	UTTAR PRADESH	77395315.00	9892414.00	12.78	67502901.00	87.22
28	WEST BENGAL	54795033.00	5918295.00	10.80	48876738.00	89.20
TOTAL (STATES)		757612566.00	87471173.00	11.55	670141393.00	88.45
29	A. & N. ISLANDS	1171300.00	376800.00	32.17	794500.00	67.83
30	CHANDIGARH	1701800.00	179400.00	10.54	1522400.00	89.46
31	DADRA & NAGAR HAVELI	216300.00	96100.00	44.43	120200.00	55.57
32	DAMAN & DIU	198000.00	51800.00	26.16	146200.00	73.84
33	DELHI	16081935.00	2839900.00	17.66	13242035.00	82.34
34	LAKSHADWEEP	202100.00	25900.00	12.82	176200.00	87.18
35	PONDICHERRY	1752603.00	620254.00	35.39	1132349.00	64.61
TOTAL (U.T.s)		21324038.00	4190154.00	19.65	17133884.00	80.35
TOTAL (STATES & U.T.)		778936604.00	91661327.00	11.77	687275277.00	88.23
TOTAL (CENTRE)		183370300.00	152422600.00	83.12	30947700.00	16.88
GRAND TOTAL		962306904.00	244083927.00	25.36	718222977.00	74.64

...NICNET...

STATEMENT NO. (6): TOTAL PLAN BUDGETED EXPENDITURE ON EDUCATION BY ALL DEPARTMENTS
(REVENUE ACCOUNT)

(RUPEES IN THOUSANDS)

SL. NO.	STATE/UNION TERRITORY	2003-04 (ACTUALS)				2004-05 (R.E.)				2005-06 (B.E.)			
		PLAN EXP. BY EDN. DEPARTMENT	PLAN EXP. BY OTHER DEPARTMENT	TOTAL PLAN EXPENDITURE	%AGE OF PLAN EXP. TO TOTAL EXP. ON EDN.	PLAN EXP. BY EDN. DEPARTMENT	PLAN EXP. BY OTHER DEPARTMENT	TOTAL PLAN EXPENDITURE	%AGE OF PLAN EXP. TO TOTAL EXP. ON EDN.	PLAN EXP. BY EDN. DEPARTMENT	PLAN EXP. BY OTHER DEPARTMENT	TOTAL PLAN EXPENDITURE	%AGE OF PLAN EXP. TO TOTAL EXP. ON EDN.
1	ANDHRA PRADESH	4387981.00	680303.00	5068284.00	11.34	5365584.00	135107.00	5500691.00	11.50	5384062.00	548859.00	5932921.00	11.52
2	ARUNACHAL PRADESH	917327.00	53571.00	970898.00	56.13	847207.00	65328.00	912535.00	51.95	683560.00	107065.00	790625.00	46.03
3	ASSAM	3573285.00	1123794.00	4697079.00	18.71	2309640.00	948236.00	3257876.00	10.54	3701837.00	7189545.00	10891382.00	27.11
4	BIHAR	1969358.00	254105.00	2223463.00	7.56	4368469.00	329510.00	4697979.00	10.96	5115374.00	449078.00	5564452.00	12.23
5	CHHATTISGARH	3128789.00	780917.00	3909706.00	27.63	5500785.00	771738.00	6272523.00	35.97	6025333.00	813133.00	6838466.00	36.21
6	GOA	462261.00	185070.00	647331.00	21.12	863084.00	224723.00	1087807.00	29.45	767006.00	244130.00	1011136.00	26.53
7	GUJARAT	2739853.00	1992158.00	4732011.00	10.43	3497348.00	3250269.00	6747617.00	14.79	2401371.00	2632086.00	5033457.00	11.65
8	HARYANA	1209259.00	726337.00	1935596.00	10.84	1354552.00	731667.00	2086219.00	10.40	2576500.00	1168898.00	3745398.00	15.77
9	HIMACHAL PRADESH	720645.00	316128.00	1036773.00	9.96	958394.00	335586.00	1293980.00	11.80	1009668.00	459189.00	1468857.00	13.13
10	JAMMU & KASHMIR	2327273.00	471159.00	2798432.00	28.66	2327273.00	471159.00	2798432.00	26.34	2448190.00	538016.00	2986206.00	24.46
11	JHARKHAND	109779.00	1131964.00	1241743.00	11.09	3526210.00	2172706.00	5698916.00	32.39	3932690.00	1207589.00	5140279.00	23.34
12	KARNATAKA	5803079.00	967970.00	6771049.00	16.95	9672069.00	1514331.00	11186400.00	23.14	9676787.00	1291109.00	10967896.00	21.32
13	KERALA	659773.00	1117609.00	1777382.00	5.23	1052515.00	983786.00	2036301.00	5.15	1231800.00	1312250.00	2544050.00	5.99
14	MADHYA PRADESH	3012977.00	3725135.00	6738112.00	20.96	3787665.00	4690056.00	8477721.00	22.94	5682711.00	5414306.00	11097017.00	28.31
15	MAHARASHTRA	1143905.00	2803183.00	3947088.00	3.65	2214251.00	3864728.00	6078979.00	5.15	2898548.00	3997340.00	6895888.00	5.82
16	MANIPUR	197036.00	53796.00	250832.00	9.42	662103.00	70946.00	733049.00	22.48	939408.00	153187.00	1092595.00	31.40
17	MEGHALAYA	571574.00	133283.00	704857.00	27.19	816860.00	171029.00	987889.00	32.97	919349.00	675641.00	1594990.00	43.06
18	MIZORAM	607309.00	89099.00	696408.00	33.64	785076.00	99712.00	884788.00	37.28	831100.00	145902.00	977002.00	39.42
19	NAGALAND	392235.00	194473.00	586708.00	21.62	408890.00	224112.00	633002.00	23.87	417735.00	273795.00	691530.00	23.87
20	ORISSA	1416442.00	405179.00	1821621.00	8.88	1469818.00	249022.00	1718840.00	8.03	1837178.00	232138.00	2069316.00	8.78
21	PUNJAB	382287.00	213234.00	595521.00	2.75	1282686.00	200611.00	1483297.00	6.14	1482590.00	186681.00	1669271.00	6.69
22	RAJASTHAN	2399508.00	234789.00	2634297.00	6.91	3949011.00	433424.00	4382435.00	10.33	6473881.00	624305.00	7098186.00	13.61
23	SIKKIM	422062.00	76103.00	498165.00	34.80	480707.00	107231.00	587938.00	35.79	498350.00	116126.00	614476.00	34.27
24	TAMIL NADU	1710584.00	2243192.00	3953776.00	7.98	1922389.00	3200207.00	5122596.00	9.30	2662567.00	3214767.00	5877334.00	9.65
25	TRIPURA	622399.00	451849.00	1074248.00	20.14	596735.00	515326.00	1112061.00	19.69	618779.00	543481.00	1162260.00	19.07
26	UTTARANCHAL	781742.00	483622.00	1265364.00	11.73	1221971.00	380195.00	1602166.00	12.66	1444090.00	399909.00	1843999.00	13.53
27	UTTAR PRADESH	1042667.00	1745394.00	2788061.00	4.00	6743010.00	10144335.00	16887345.00	19.03	9892414.00	10646681.00	20539095.00	21.26
28	WEST BENGAL	963689.00	480186.00	1443875.00	3.03	4442874.00	812911.00	5255785.00	9.51	5918295.00	829292.00	6747587.00	11.49
TOTAL STATES		43675078.00	23133602.00	66808680.00	9.52	72427176.00	37097991.00	109525167.00	13.51	87471173.00	45414498.00	132885671.00	15.16
29	A. & N. ISLANDS	320760.00	41172.00	361932.00	34.59	337000.00	45248.00	382248.00	32.11	376800.00	51357.00	428157.00	33.98
30	CHANDIGARH	124986.00	222272.00	347258.00	17.72	333000.00	218150.00	551150.00	23.41	179400.00	231450.00	410850.00	17.42
31	DADRA & NAGAR HAVELI	79508.00	5493.00	85001.00	43.76	123900.00	5390.00	129290.00	53.14	96100.00	6000.00	102100.00	45.22
32	DAMAN & DIU	33473.00	5345.00	38818.00	21.69	115400.00	6650.00	122050.00	43.50	51800.00	9600.00	61400.00	28.13
33	DELHI	1513787.00	428287.00	1942074.00	15.63	2601720.00	569110.00	3170830.00	18.52	2839900.00	649800.00	3489700.00	19.79
34	LAKSHADWEEP	21849.00	10446.00	32295.00	14.67	54700.00	19270.00	73970.00	27.42	25900.00	22511.00	48411.00	20.49
35	PONDICHERRY	492684.00	370253.00	862937.00	42.91	558444.00	432425.00	990869.00	43.47	620254.00	442304.00	1062558.00	45.23
TOTAL U. T.		2587047.00	1083268.00	3670315.00	20.35	4124164.00	1296243.00	5420407.00	22.83	4190154.00	1413022.00	5603176.00	23.08
TOTAL (STATES & UTs)		46262125.00	24216870.00	70478995.00	9.79	76551340.00	38394234.00	114945574.00	13.78	91661327.00	46827520.00	138488847.00	15.37
TOTAL (CENTRE)		73710737.00	46733245.00	120443982.00	70.43	102241500.00	56313309.00	158554809.00	75.01	152422600.00	82290350.00	234712950.00	81.13
GRAND TOTAL		119972862.00	70950115.00	190922977.00	21.43	178792840.00	94707543.00	273500383.00	26.16	244083927.00	129117870.00	373201797.00	31.35

..NICNET..

STATEMENT NO. (7): PLAN & NON-PLAN BUDGETED EXPENDITURE ON ELEMENTARY EDUCATION

ACCOUNT: REVENUE ACCOUNT
PROGRAM: TOTAL EXPENDITURE

(RUPEES IN THOUSANDS)

SL. NO.	STATE/UNION TERRITORY	2003-04 (ACTUALS)				2004-05 (R.E.)				2005-06 (B.E.)			
		PLAN	NON-PLAN	TOTAL	% AGE TO TOTAL EXP. ON EDUCATION	PLAN	NON-PLAN	TOTAL	% AGE TO TOTAL EXP. ON EDUCATION	PLAN	NON-PLAN	TOTAL	% AGE TO TOTAL EXP. ON EDUCATION
1	ANDHRA PRADESH	3115964.00	16568448.00	19684412.00	45.30	3906460.00	17528912.00	21435372.00	45.87	3676426.00	19404609.00	23081035.00	45.94
2	ARUNACHAL PRADESH	589813.00	449120.00	1038933.00	64.02	576026.00	469231.00	1045257.00	64.36	458770.00	499747.00	958517.00	62.06
3	ASSAM	1902609.00	11901812.00	13804421.00	60.44	1314130.00	15797143.00	17111273.00	60.96	2513100.00	17767243.00	20280343.00	65.26
4	BIHAR	1727007.00	15740834.00	17467841.00	62.37	4186139.00	23566568.00	27752707.00	67.65	4911387.00	23399501.00	28310888.00	64.97
5	CHHATTISGARH	1819008.00	4218748.00	6037756.00	66.31	3395411.00	4437358.00	7832769.00	65.29	3736027.00	4687218.00	8423245.00	65.64
6	GOA	22993.00	506674.00	529667.00	20.40	61224.00	582788.00	644012.00	20.44	104575.00	587930.00	692505.00	21.63
7	GUJARAT	2048851.00	16654348.00	18703199.00	52.02	2400135.00	19163906.00	21564041.00	55.13	1079670.00	18975871.00	20055541.00	53.56
8	HARYANA	555538.00	6550381.00	7105919.00	47.76	590088.00	7545942.00	8136030.00	48.06	1346277.00	8469314.00	9815591.00	49.40
9	HIMACHAL PRADESH	430152.00	4842936.00	5273088.00	55.46	462967.00	5234395.00	5697362.00	56.27	411374.00	5379295.00	5790669.00	56.22
10	JAMMU & KASHMIR	1175300.00	3036040.00	4211340.00	48.23	1175300.00	3209491.00	4384791.00	47.02	1155679.00	3848108.00	5003787.00	46.50
11	JHARKHAND	0.00	6481043.00	6481043.00	68.72	2462470.00	7813147.00	10275617.00	71.28	2750120.00	9092406.00	11842526.00	65.16
12	KARNATAKA	4361777.00	15881073.00	20242850.00	55.01	7616720.00	17936256.00	25552976.00	57.80	7031459.00	19620886.00	26652345.00	56.22
13	KERALA	10000.00	12790201.00	12800201.00	42.45	0.00	15169266.00	15169266.00	43.09	0.00	15250008.00	15250008.00	40.68
14	MADHYA PRADESH	2612390.00	15887400.00	18499790.00	80.66	2320327.00	15078563.00	17398890.00	67.38	4094301.00	14387846.00	18482147.00	68.25
15	MAHARASHTRA	244331.00	39994959.00	40239290.00	43.74	593539.00	44929659.00	45523198.00	45.90	420736.00	44954146.00	45374882.00	45.64
16	MANIPUR	96978.00	1015050.00	1112028.00	45.91	265445.00	1033765.00	1299210.00	43.34	286488.00	980885.00	1267373.00	40.35
17	MEGHALAYA	312154.00	974359.00	1286513.00	54.41	366500.00	1017755.00	1384255.00	51.13	520400.00	1049575.00	1569975.00	54.06
18	MIZORAM	252116.00	754651.00	1006767.00	52.88	407479.00	806745.00	1214224.00	55.49	430550.00	798145.00	1228695.00	54.76
19	NAGALAND	158810.00	1183340.00	1342150.00	57.93	188694.00	1209188.00	1397882.00	62.97	181465.00	1332905.00	1514370.00	63.03
20	ORISSA	317759.00	10381584.00	10699343.00	58.21	554049.00	10661895.00	11215944.00	57.93	547082.00	12014392.00	12561474.00	58.60
21	PUNJAB	0.00	5074466.00	5074466.00	24.96	482632.00	5135649.00	5618281.00	25.13	619500.00	5394174.00	6013674.00	25.92
22	RAJASTHAN	2082742.00	18247352.00	20330094.00	56.65	3108688.00	19870244.00	22978932.00	57.59	4554007.00	24378021.00	28932028.00	58.85
23	SIKKIM	185329.00	457237.00	642566.00	49.14	215535.00	501275.00	716810.00	48.25	209275.00	549200.00	758475.00	47.07
24	TAMIL NADU	1224350.00	16230723.00	17455073.00	42.64	1442967.00	17447823.00	18890790.00	42.22	1652964.00	19910827.00	21563791.00	42.27
25	TRIPURA	583481.00	2130984.00	2714465.00	57.31	534262.00	2300893.00	2835155.00	56.54	537850.00	2472665.00	3010515.00	55.81
26	UTTARANCHAL	189988.00	4369901.00	4559889.00	46.77	225941.00	4688685.00	4914626.00	42.34	194051.00	5331463.00	5525514.00	44.22
27	UTTAR PRADESH	722056.00	34077451.00	34799507.00	57.76	2829601.00	37079677.00	39909278.00	56.62	5590598.00	40685494.00	46276092.00	59.79
28	WEST BENGAL	803324.00	14001213.00	14804537.00	33.36	3936965.00	15264577.00	19201542.00	37.37	5096380.00	15636233.00	20732613.00	37.84
TOTAL STATES		27544820.00	280402328.00	307947148.00	50.24	45619694.00	315480796.00	361100490.00	51.34	54110511.00	336858107.00	390968618.00	51.61
29	A. & N. ISLANDS	125380.00	339422.00	464802.00	47.95	146200.00	397676.00	543876.00	49.35	152900.00	413002.00	565902.00	48.31
30	CHANDIGARH	60158.00	322084.00	382242.00	26.75	264500.00	372500.00	637000.00	35.82	98700.00	419475.00	518175.00	30.45
31	DADRA & NAGAR HAVELI	49600.00	78716.00	128316.00	69.21	91700.00	78950.00	170650.00	72.77	60000.00	86800.00	146800.00	67.87
32	DAMAN & DIU	6184.00	64571.00	70755.00	43.00	86100.00	71500.00	157600.00	59.97	10000.00	71200.00	81200.00	41.01
33	DELHI	745525.00	1303977.00	2049502.00	18.22	1408300.00	3858758.00	5267058.00	33.12	1438200.00	2913330.00	4351530.00	27.06
34	LAKSHADWEEP	4173.00	4151.00	8324.00	4.19	2400.00	4000.00	6400.00	2.67	2600.00	4200.00	6800.00	3.36
35	PONDICHERRY	146304.00	427868.00	574172.00	38.43	178995.00	492517.00	671512.00	39.81	189444.00	493957.00	683401.00	38.99
TOTAL U.T.		1137324.00	2540789.00	3678113.00	23.44	2178195.00	5275901.00	7454096.00	35.15	1951844.00	4401964.00	6353808.00	29.80
TOTAL (STATE & UTs)		28682144.00	282943117.00	311625261.00	49.57	47797889.00	320756697.00	368554586.00	50.86	56062355.00	341260071.00	397322426.00	51.01
CENTRE TOTAL		52010124.00	24366.00	52034490.00	51.13	72253500.00	25300.00	72278800.00	54.64	112172600.00	25300.00	112197900.00	61.19
GRAND TOTAL		80692268.00	282967483.00	363659751.00	49.79	120051389.00	320781997.00	440833386.00	51.45	168234955.00	341285371.00	509520326.00	52.95

..NICNET..

STATEMENT NO. (8): PLAN & NON-PLAN BUDGETED EXPENDITURE ON ELEMENTARY EDUCATION (Sub-head wise)

ACCOUNT: REVENUE ACCOUNT

PROGRAM: DIRECTION, INSPECTION & ADMINISTRATION

(RUPEES IN THOUSANDS)

SL. NO.	STATE/UNION TERRITORY	2003-04 (ACTUALS)				2004-05 (R.E.)				2005-06 (B.E.)			
		PLAN	NON-PLAN	TOTAL	% AGE TO TOTAL EXP. ON PMY. EDN.	PLAN	NON-PLAN	TOTAL	% AGE TO TOTAL EXP. ON PMY. EDN.	PLAN	NON-PLAN	TOTAL	% AGE TO TOTAL EXP. ON PMY. EDN.
1	ANDHRA PRADESH	55036.00	0.00	55036.00	.28	147542.00	0.00	147542.00	.69	147542.00	0.00	147542.00	.64
2	ARUNACHAL PRADESH	445612.00	449120.00	894732.00	86.12	492521.00	469231.00	961752.00	92.01	457770.00	499747.00	957517.00	99.90
3	ASSAM	97086.00	266715.00	363801.00	2.64	1530.00	394442.00	395972.00	2.31	2441.00	334778.00	337219.00	1.66
4	BIHAR	0.00	815779.00	815779.00	4.67	0.00	244868.00	244868.00	.88	0.00	274151.00	274151.00	.97
5	CHHATTISGARH	57938.00	136980.00	194918.00	3.23	65390.00	136488.00	201878.00	2.58	68316.00	150969.00	219285.00	2.60
6	GOA	0.00	22025.00	22025.00	4.16	0.00	23210.00	23210.00	3.60	0.00	23910.00	23910.00	3.45
7	GUJARAT	14395.00	93098.00	107493.00	.57	34500.00	90270.00	124770.00	.58	36830.00	93705.00	130535.00	.65
8	HARYANA	1042.00	257993.00	259035.00	3.65	2229.00	308557.00	310786.00	3.82	2247.00	334704.00	336951.00	3.43
9	HIMACHAL PRADESH	26134.00	99664.00	125798.00	2.39	16250.00	107419.00	123669.00	2.17	15540.00	109817.00	125357.00	2.16
10	JAMMU & KASHMIR	1115700.00	3036040.00	4151740.00	98.58	1115700.00	3209491.00	4325191.00	98.64	1096179.00	3848108.00	4944287.00	98.81
11	JHARKHAND	0.00	92053.00	92053.00	1.42	0.00	102127.00	102127.00	.99	0.00	145254.00	145254.00	1.23
12	KARNATAKA	4643.00	5178.00	9821.00	.05	4000.00	3986.00	7986.00	.03	4000.00	3907.00	7907.00	.03
13	KERALA	0.00	175802.00	175802.00	1.37	0.00	187033.00	187033.00	1.23	0.00	196180.00	196180.00	1.29
14	MADHYA PRADESH	56573.00	296230.00	352803.00	1.91	16287.00	331255.00	347542.00	2.00	1.00	317108.00	317109.00	1.72
15	MAHARASHTRA	0.00	473761.00	473761.00	1.18	0.00	491574.00	491574.00	1.08	0.00	515684.00	515684.00	1.14
16	MANIPUR	4274.00	45248.00	49522.00	4.45	11000.00	48315.00	59315.00	4.57	11000.00	46186.00	57186.00	4.51
17	MEGHALAYA	2558.00	5848.00	8406.00	.65	1000.00	6765.00	7765.00	.56	2000.00	7166.00	9166.00	.58
18	MIZORAM	43743.00	17877.00	61620.00	6.12	122200.00	16195.00	138395.00	11.40	72650.00	17195.00	89845.00	7.31
19	NAGALAND
20	ORISSA	0.00	313526.00	313526.00	2.93	0.00	265126.00	265126.00	2.36	0.00	263317.00	263317.00	2.10
21	PUNJAB	0.00	66706.00	66706.00	1.31	0.00	51336.00	51336.00	.91	0.00	53987.00	53987.00	.90
22	RAJASTHAN	229533.00	295181.00	524714.00	2.58	451322.00	316687.00	768009.00	3.34	363303.00	343672.00	706975.00	2.44
23	SIKKIM
24	TAMIL NADU	0.00	529890.00	529890.00	3.04	0.00	587896.00	587896.00	3.11	0.00	700036.00	700036.00	3.25
25	TRIPURA	1940.00	196154.00	198094.00	7.30	380.00	214198.00	214578.00	7.57	510.00	224818.00	225328.00	7.48
26	UTTARANCHAL	374.00	10370.00	10744.00	.24	13.00	14.00	27.00	.00	0.00	0.00	0.00	.00
27	UTTAR PRADESH	249.00	422876.00	423125.00	1.22	3356.00	585974.00	589330.00	1.48	3299.00	580192.00	583491.00	1.26
28	WEST BENGAL	0.00	227112.00	227112.00	1.53	200.00	230537.00	230737.00	1.20	198.00	242584.00	242782.00	1.17
TOTAL STATES		2156830.00	8351226.00	10508056.00	3.41	2485420.00	8422994.00	10908414.00	3.02	2283826.00	9327175.00	11611001.00	2.97
29	A. & N. ISLANDS
30	CHANDIGARH	55061.00	302225.00	357286.00	93.47	53320.00	350515.00	403835.00	63.40	55460.00	396475.00	451935.00	87.22
31	DADRA & NAGAR HAVELI	9610.00	72319.00	81929.00	63.85	10050.00	71150.00	81200.00	47.58	10100.00	77500.00	87600.00	59.67
32	DAMAN & DIU	1684.00	64471.00	66155.00	93.50	1600.00	71300.00	72900.00	46.26	2600.00	71000.00	73600.00	90.64
33	DELHI
34	LAKSHADWEEP
35	PONDICHERRY
TOTAL U.T.		66355.00	439015.00	505370.00	13.74	64970.00	492965.00	557935.00	7.48	68160.00	544975.00	613135.00	9.65
TOTAL (STATE & UTs)		2223185.00	8790241.00	11013426.00	3.53	2550390.00	8915959.00	11466349.00	3.11	2351986.00	9872150.00	12224136.00	3.08

..NICNET..

STATEMENT NO. (8): PLAN & NON-PLAN BUDGETED EXPENDITURE ON ELEMENTARY EDUCATION (Sub-head wise)

ACCOUNT: REVENUE ACCOUNT
PROGRAM: GOVERNMENT PRIMARY SCHOOLS

(RUPEES IN THOUSANDS)

SL. NO.	STATE/UNION TERRITORY	2003-04 (ACTUALS)				2004-05 (R.E.)				2005-06 (B.E.)			
		PLAN	NON-PLAN	TOTAL	% AGE TO TOTAL EXP. ON PMY. EDN.	PLAN	NON-PLAN	TOTAL	% AGE TO TOTAL EXP. ON PMY. EDN.	PLAN	NON-PLAN	TOTAL	% AGE TO TOTAL EXP. ON PMY. EDN.
1	ANDHRA PRADESH	75788.00	754130.00	829918.00	4.22	109655.00	760335.00	869990.00	4.06	218018.00	805313.00	1023331.00	4.43
2	ARUNACHAL PRADESH
3	ASSAM	955402.00	11348783.00	12304185.00	89.13	258050.00	14546841.00	14804891.00	86.52	517930.00	16553280.00	17071210.00	84.18
4	BIHAR	0.00	14780490.00	14780490.00	84.62	1118074.00	23153020.00	24271094.00	87.45	1393380.00	22952064.00	24345444.00	85.99
5	CHHATTISGARH	1676309.00	3720388.00	5396697.00	89.38	2985824.00	3802287.00	6788111.00	86.66	3335562.00	3945455.00	7281017.00	86.44
6	GOA	1000.00	365106.00	366106.00	69.12	155.00	423805.00	423960.00	65.83	1700.00	428425.00	430125.00	62.11
7	GUJARAT	906208.00	15788737.00	16694945.00	89.26	758590.00	18037340.00	18795930.00	87.16	356676.00	18044230.00	18400906.00	91.75
8	HARYANA	356517.00	6114393.00	6470910.00	91.06	240313.00	6895489.00	7135802.00	87.71	818470.00	7577875.00	8396345.00	85.54
9	HIMACHAL PRADESH	349034.00	4564300.00	4913334.00	93.18	300561.00	4943254.00	5243815.00	92.04	273974.00	5082209.00	5356183.00	92.50
10	JAMMU & KASHMIR
11	JHARKHAND	0.00	6102308.00	6102308.00	94.16	342044.00	7410555.00	7752599.00	75.45	948960.00	8279214.00	9228174.00	77.92
12	KARNATAKA	15041.00	0.00	15041.00	.07	5000.00	0.00	5000.00	.02	0.00	0.00	0.00	.00
13	KERALA	10000.00	4325456.00	4335456.00	33.87	0.00	5274931.00	5274931.00	34.77	0.00	5589585.00	5589585.00	36.65
14	MADHYA PRADESH	1651631.00	11252791.00	12904422.00	69.75	1842213.00	12574919.00	14417132.00	82.86	3591775.00	11815940.00	15407715.00	83.37
15	MAHARASHTRA
16	MANIPUR	25610.00	852430.00	878040.00	78.96	26250.00	900530.00	926780.00	71.33	26550.00	850530.00	877080.00	69.20
17	MEGHALAYA	82176.00	587746.00	669922.00	52.07	114220.00	617538.00	731758.00	52.86	121200.00	637479.00	758679.00	48.32
18	MIZORAM	31291.00	695124.00	726415.00	72.15	82379.00	781110.00	863489.00	71.11	132200.00	770860.00	903060.00	73.50
19	NAGALAND	95490.00	1173261.00	1268751.00	94.53	82010.00	1197882.00	1279892.00	91.56	78310.00	1320686.00	1398996.00	92.38
20	ORISSA	53317.00	9888083.00	9941400.00	92.92	70865.00	10195928.00	10266793.00	91.54	69315.00	10112286.00	10181601.00	81.05
21	PUNJAB	0.00	4937760.00	4937760.00	97.31	482632.00	5028303.00	5510935.00	98.09	619500.00	5284177.00	5903677.00	98.17
22	RAJASTHAN	14937.00	9429821.00	9444758.00	46.46	39424.00	10266482.00	10305906.00	44.85	234284.00	12847472.00	13081756.00	45.22
23	SIKKIM	161809.00	453380.00	615189.00	95.74	162360.00	494702.00	657062.00	91.66	169200.00	542291.00	711491.00	93.81
24	TAMIL NADU	583594.00	10304944.00	10888538.00	62.38	1053049.00	11499472.00	12552521.00	66.45	1250000.00	13230860.00	14480860.00	67.15
25	TRIPURA	580221.00	1675092.00	2255313.00	83.08	533450.00	1811358.00	2344808.00	82.70	536810.00	1965137.00	2501947.00	83.11
26	UTTARANCHAL	1287.00	7165.00	8452.00	.19	24518.00	9964.00	34482.00	.70	26341.00	10119.00	36460.00	.66
27	UTTAR PRADESH	0.00	87332.00	87332.00	.25	0.00	96042.00	96042.00	.24	0.00	98080.00	98080.00	.21
28	WEST BENGAL	0.00	40098.00	40098.00	.27	0.00	43062.00	43062.00	.22	0.00	44752.00	44752.00	.22
TOTAL STATES		7626662.00	119249118.00	126875780.00	41.20	10631636.00	140765149.00	151396785.00	41.93	14720155.00	148788319.00	163508474.00	41.82
29	A. & N. ISLANDS	67567.00	325577.00	393144.00	84.58	74370.00	378821.00	453191.00	83.33	79970.00	393040.00	473010.00	83.59
30	CHANDIGARH
31	DADRA & NAGAR HAVELI
32	DAMAN & DIU
33	DELHI
34	LAKSHADWEEP	4173.00	4151.00	8324.00	100.00	2400.00	4000.00	6400.00	100.00	2600.00	4200.00	6800.00	100.00
35	PONDICHERRY	11878.00	426510.00	438388.00	76.35	138.00	491139.00	491277.00	73.16	743.00	492579.00	493322.00	72.19
TOTAL U.T.		83618.00	756238.00	839856.00	22.83	76908.00	873960.00	950868.00	12.76	83313.00	889819.00	973132.00	15.32
TOTAL (STATE & UTs)		7710280.00	120005356.00	127715636.00	40.98	10708544.00	141639109.00	152347653.00	41.34	14803468.00	149678138.00	164481606.00	41.40

..NICNET..

STATEMENT NO. (8): PLAN & NON-PLAN BUDGETED EXPENDITURE ON ELEMENTARY EDUCATION (Sub-head wise)

ACCOUNT: REVENUE ACCOUNT

PROGRAM: ASSISTANCE TO NON-GOVT. PRIMARY SCHOOLS

(RUPEES IN THOUSANDS)

SL. NO.	STATE/UNION TERRITORY	2003-04 (ACTUALS)				2004-05 (R.E.)				2005-06 (B.E.)			
		PLAN	NON-PLAN	TOTAL	% AGE TO TOTAL EXP. ON PMY. EDN.	PLAN	NON-PLAN	TOTAL	% AGE TO TOTAL EXP. ON PMY. EDN.	PLAN	NON-PLAN	TOTAL	% AGE TO TOTAL EXP. ON PMY. EDN.
1	ANDHRA PRADESH	0.00	1136658.00	1136658.00	5.77	0.00	1206032.00	1206032.00	5.63	0.00	1284854.00	1284854.00	5.57
2	ARUNACHAL PRADESH	62400.00	0.00	62400.00	6.01	42000.00	0.00	42000.00	4.02	0.00	0.00	0.00	.00
3	ASSAM	67072.00	177984.00	245056.00	1.78	85777.00	290549.00	376326.00	2.20	73977.00	291822.00	365799.00	1.80
4	BIHAR	253382.00	66247.00	319629.00	1.83	0.00	79741.00	79741.00	.29	0.00	79741.00	79741.00	.28
5	CHHATTISGARH	3807.00	67949.00	71756.00	1.19	4731.00	67530.00	72261.00	.92	4990.00	67640.00	72630.00	.86
6	GOA
7	GUJARAT
8	HARYANA	0.00	71706.00	71706.00	1.01	0.00	83750.00	83750.00	1.03	0.00	84218.00	84218.00	.86
9	HIMACHAL PRADESH	0.00	19096.00	19096.00	.36	0.00	17596.00	17596.00	.31	0.00	17596.00	17596.00	.30
10	JAMMU & KASHMIR
11	JHARKHAND	0.00	270000.00	270000.00	4.17	0.00	272000.00	272000.00	2.65	10000.00	645924.00	655924.00	5.54
12	KARNATAKA	13063.00	0.00	13063.00	.06	7700.00	0.00	7700.00	.03	0.00	0.00	0.00	.00
13	KERALA	0.00	7463880.00	7463880.00	58.31	0.00	8813550.00	8813550.00	58.10	0.00	8398443.00	8398443.00	55.07
14	MADHYA PRADESH	7426.00	229692.00	237118.00	1.28	10912.00	162553.00	173465.00	1.00	10912.00	162553.00	173465.00	.94
15	MAHARASHTRA	0.00	21050.00	21050.00	.05	0.00	21848.00	21848.00	.05	0.00	22906.00	22906.00	.05
16	MANIPUR	24824.00	117304.00	142128.00	12.78	83000.00	84741.00	167741.00	12.91	58050.00	84000.00	142050.00	11.21
17	MEGHALAYA	227057.00	379802.00	606859.00	47.17	247580.00	391052.00	638632.00	46.14	387700.00	402505.00	790205.00	50.33
18	MIZORAM	177082.00	41650.00	218732.00	21.73	202900.00	9440.00	212340.00	17.49	225700.00	10090.00	235790.00	19.19
19	NAGALAND	6000.00	2000.00	8000.00	.60	6000.00	2000.00	8000.00	.57	5000.00	2000.00	7000.00	.46
20	ORISSA	84848.00	42896.00	127744.00	1.19	50383.00	44741.00	95124.00	.85	45667.00	45885.00	91552.00	.73
21	PUNJAB	0.00	70000.00	70000.00	1.38	0.00	56010.00	56010.00	1.00	0.00	56010.00	56010.00	.93
22	RAJASTHAN	0.00	308796.00	308796.00	1.52	0.00	310500.00	310500.00	1.35	0.00	310500.00	310500.00	1.07
23	SIKKIM	2439.00	0.00	2439.00	.38	2500.00	0.00	2500.00	.35	400.00	0.00	400.00	.05
24	TAMIL NADU	0.00	5345905.00	5345905.00	30.63	0.00	5310458.00	5310458.00	28.11	0.00	5929931.00	5929931.00	27.50
25	TRIPURA	200.00	39041.00	39241.00	1.45	0.00	40410.00	40410.00	1.43	20.00	43642.00	43662.00	1.45
26	UTTARANCHAL	159174.00	4312833.00	4472007.00	98.07	169210.00	4633002.00	4802212.00	97.71	152710.00	5274002.00	5426712.00	98.21
27	UTTAR PRADESH	667630.00	32959856.00	33627486.00	96.63	2750821.00	35791053.00	38541874.00	96.57	5534170.00	39493725.00	45027895.00	97.30
28	WEST BENGAL	0.00	13207172.00	13207172.00	89.21	0.00	14324830.00	14324830.00	74.60	0.00	14610907.00	14610907.00	70.47
TOTAL STATES		1756404.00	66351517.00	68107921.00	22.12	3663514.00	72013386.00	75676900.00	20.96	6509296.00	77318894.00	83828190.00	21.44
29	A. & N. ISLANDS
30	CHANDIGARH	0.00	10484.00	10484.00	2.74	0.00	12250.00	12250.00	1.92	0.00	12800.00	12800.00	2.47
31	DADRA & NAGAR HAVELI
32	DAMAN & DIU
33	DELHI
34	LAKSHADWEEP
35	PONDICHERRY
TOTAL U.T.		0.00	10484.00	10484.00	.29	0.00	12250.00	12250.00	.16	0.00	12800.00	12800.00	.20
TOTAL (STATE & UTs)		1756404.00	66362001.00	68118405.00	21.86	3663514.00	72025636.00	75689150.00	20.54	6509296.00	77331694.00	83840990.00	21.10

..NICNET..

STATEMENT NO. (8): PLAN & NON-PLAN BUDGETED EXPENDITURE ON ELEMENTARY EDUCATION (Sub-head wise)

ACCOUNT: REVENUE ACCOUNT

PROGRAM: ASSISTANCE TO LOCAL BODIES FOR PRIMARY EDUCATION

(RUPEES IN THOUSANDS)

SL. NO.	STATE/UNION TERRITORY	2003-04 (ACTUALS)				2004-05 (R.E.)				2005-06 (B.E.)			
		PLAN	NON-PLAN	TOTAL	% AGE TO TOTAL EXP. ON PMY. EDN.	PLAN	NON-PLAN	TOTAL	% AGE TO TOTAL EXP. ON PMY. EDN.	PLAN	NON-PLAN	TOTAL	% AGE TO TOTAL EXP. ON PMY. EDN.
1	ANDHRA PRADESH	1765.00	14588697.00	14590462.00	74.12	4789.00	15485629.00	15490418.00	72.27	4789.00	16494685.00	16499474.00	71.48
2	ARUNACHAL PRADESH
3	ASSAM	0.00	88080.00	88080.00	.64	67065.00	502598.00	569663.00	3.33	63915.00	520800.00	584715.00	2.88
4	BIHAR
5	CHHATTISGARH	14302.00	281647.00	295949.00	4.90	159132.00	420000.00	579132.00	7.39	190000.00	462000.00	652000.00	7.74
6	GOA
7	GUJARAT
8	HARYANA	0.00	1220.00	1220.00	.02	0.00	145720.00	145720.00	1.79	0.00	246728.00	246728.00	2.51
9	HIMACHAL PRADESH
10	JAMMU & KASHMIR
11	JHARKHAND
12	KARNATAKA	1780304.00	15722421.00	17502725.00	86.46	2665719.00	17446942.00	20112661.00	78.71	6632164.00	19268251.00	25900415.00	97.18
13	KERALA	0.00	814405.00	814405.00	6.36	0.00	872087.00	872087.00	5.75	0.00	1042591.00	1042591.00	6.84
14	MADHYA PRADESH	896760.00	4107042.00	5003802.00	27.05	450915.00	2006279.00	2457194.00	14.12	491613.00	2085052.00	2576665.00	13.94
15	MAHARASHTRA	194531.00	39222378.00	39416909.00	97.96	515839.00	44145649.00	44661488.00	98.11	420736.00	44150674.00	44571410.00	98.23
16	MANIPUR
17	MEGHALAYA	19.00	857.00	876.00	.07	0.00	1050.00	1050.00	.08	0.00	1075.00	1075.00	.07
18	MIZORAM
19	NAGALAND
20	ORISSA
21	PUNJAB
22	RAJASTHAN	749281.00	7155357.00	7904638.00	38.88	1039566.00	7820497.00	8860063.00	38.56	1184504.00	9379505.00	10564009.00	36.51
23	SIKKIM	0.00	0.00	0.00	.00	800.00	1000.00	1800.00	.25	800.00	1000.00	1800.00	.24
24	TAMIL NADU	0.00	49800.00	49800.00	.29	0.00	49800.00	49800.00	.26	0.00	49800.00	49800.00	.23
25	TRIPURA
26	UTTARANCHAL
27	UTTAR PRADESH
28	WEST BENGAL
TOTAL STATES		3636962.00	82031904.00	85668866.00	27.82	4903825.00	88897251.00	93801076.00	25.98	8988521.00	93702161.00	102690682.00	26.27
29	A. & N. ISLANDS
30	CHANDIGARH
31	DADRA & NAGAR HAVELI	39990.00	6397.00	46387.00	36.15	81650.00	7800.00	89450.00	52.42	49900.00	9300.00	59200.00	40.33
32	DAMAN & DIU	4500.00	100.00	4600.00	6.50	84500.00	200.00	84700.00	53.74	7400.00	200.00	7600.00	9.36
33	DELHI	667475.00	1303977.00	1971452.00	96.19	1366000.00	3858758.00	5224758.00	99.20	1367500.00	2913330.00	4280830.00	98.38
34	LAKSHADWEEP
35	PONDICHERRY
TOTAL U.T.		711965.00	1310474.00	2022439.00	54.99	1532150.00	3866758.00	5398908.00	72.43	1424800.00	2922830.00	4347630.00	68.43
TOTAL (STATE & UTs)		4348927.00	83342378.00	87691305.00	28.14	6435975.00	92764009.00	99199984.00	26.92	10413321.00	96624991.00	107038312.00	26.94

..NICNET..

STATEMENT NO. (8): PLAN & NON-PLAN BUDGETED EXPENDITURE ON ELEMENTARY EDUCATION (Sub-head wise)

ACCOUNT: REVENUE ACCOUNT
PROGRAM: TEACHERS' TRAINING

(RUPEES IN THOUSANDS)

SL. NO.	STATE/UNION TERRITORY	2003-04 (ACTUALS)				2004-05 (R.E.)				2005-06 (B.E.)			
		PLAN	NON-PLAN	TOTAL	% AGE TO TOTAL EXP. ON PMY. EDN.	PLAN	NON-PLAN	TOTAL	% AGE TO TOTAL EXP. ON PMY. EDN.	PLAN	NON-PLAN	TOTAL	% AGE TO TOTAL EXP. ON PMY. EDN.
1	ANDHRA PRADESH
2	ARUNACHAL PRADESH
3	ASSAM	7197.00	1538.00	8735.00	.06	5648.00	2272.00	7920.00	.05	5648.00	2513.00	8161.00	.04
4	BIHAR	0.00	78318.00	78318.00	.45	0.00	88939.00	88939.00	.32	0.00	93545.00	93545.00	.33
5	CHHATTISGARH	0.00	9651.00	9651.00	.16	54000.00	10333.00	64333.00	.82	1470.00	11034.00	12504.00	.15
6	GOA	0.00	2372.00	2372.00	.45	0.00	2555.00	2555.00	.40	0.00	2720.00	2720.00	.39
7	GUJARAT	0.00	111989.00	111989.00	.60	0.00	82255.00	82255.00	.38	0.00	84575.00	84575.00	.42
8	HARYANA
9	HIMACHAL PRADESH
10	JAMMU & KASHMIR
11	JHARKHAND	0.00	16682.00	16682.00	.26	0.00	28465.00	28465.00	.28	0.00	22014.00	22014.00	.19
12	KARNATAKA	900.00	101034.00	101934.00	.50	0.00	158897.00	158897.00	.62	0.00	178237.00	178237.00	.67
13	KERALA
14	MADHYA PRADESH	0.00	1645.00	1645.00	.01	0.00	2557.00	2557.00	.01	0.00	2193.00	2193.00	.01
15	MAHARASHTRA	0.00	277770.00	277770.00	.69	0.00	270588.00	270588.00	.59	0.00	264882.00	264882.00	.58
16	MANIPUR	0.00	0.00	0.00	.00	510.00	0.00	510.00	.04	520.00	0.00	520.00	.04
17	MEGHALAYA
18	MIZORAM
19	NAGALAND	1700.00	8079.00	9779.00	.73	1700.00	9306.00	11006.00	.79	1700.00	10219.00	11919.00	.79
20	ORISSA
21	PUNJAB
22	RAJASTHAN
23	SIKKIM	11077.00	3857.00	14934.00	2.32	8625.00	5573.00	14198.00	1.98	7125.00	5909.00	13034.00	1.72
24	TAMIL NADU
25	TRIPURA	1000.00	14783.00	15783.00	.58	184.00	15924.00	16108.00	.57	250.00	17234.00	17484.00	.58
26	UTTARANCHAL	0.00	37494.00	37494.00	.82	0.00	43005.00	43005.00	.88	0.00	44642.00	44642.00	.81
27	UTTAR PRADESH	0.00	110938.00	110938.00	.32	0.00	105066.00	105066.00	.26	0.00	0.00	0.00	.00
28	WEST BENGAL	0.00	50163.00	50163.00	.34	0.00	58092.00	58092.00	.30	0.00	60564.00	60564.00	.29
TOTAL STATES		21874.00	826313.00	848187.00	.28	70667.00	883827.00	954494.00	.26	16713.00	800281.00	816994.00	.21
29	A. & N. ISLANDS	2903.00	5035.00	7938.00	1.71	3440.00	6055.00	9495.00	1.75	3617.00	6434.00	10051.00	1.78
30	CHANDIGARH	420.00	6736.00	7156.00	1.87	500.00	8787.00	9287.00	1.46	540.00	9200.00	9740.00	1.88
31	DADRA & NAGAR HAVELI
32	DAMAN & DIU
33	DELHI	16344.00	0.00	16344.00	.80	18200.00	0.00	18200.00	.35	18000.00	0.00	18000.00	.41
34	LAKSHADWEEP
35	PONDICHERRY
TOTAL U.T.		19667.00	11771.00	31438.00	.85	22140.00	14842.00	36982.00	.50	22157.00	15634.00	37791.00	.59
TOTAL (STATE & UTs)		41541.00	838084.00	879625.00	.28	92807.00	898669.00	991476.00	.27	38870.00	815915.00	854785.00	.22

..NICNET..

STATEMENT NO. (8): PLAN & NON-PLAN BUDGETED EXPENDITURE ON ELEMENTARY EDUCATION (Sub-head wise)

ACCOUNT: REVENUE ACCOUNT
PROGRAM: NON-FORMAL EDUCATION

(RUPEES IN THOUSANDS)

SL. NO.	STATE/UNION TERRITORY	2003-04 (ACTUALS)				2004-05 (R.E.)				2005-06 (B.E.)			
		PLAN	NON-PLAN	TOTAL	% AGE TO TOTAL EXP. ON PMY. EDN.	PLAN	NON-PLAN	TOTAL	% AGE TO TOTAL EXP. ON PMY. EDN.	PLAN	NON-PLAN	TOTAL	% AGE TO TOTAL EXP. ON PMY. EDN.
1	ANDHRA PRADESH	0.00	0.00	0.00	.00	69.00	0.00	69.00	.00	0.00	0.00	0.00	.00
2	ARUNACHAL PRADESH
3	ASSAM
4	BIHAR
5	CHHATTISGARH
6	GOA
7	GUJARAT
8	HARYANA
9	HIMACHAL PRADESH
10	JAMMU & KASHMIR
11	JHARKHAND	0.00	0.00	0.00	.00	115500.00	0.00	115500.00	1.12	8584.00	0.00	8584.00	.07
12	KARNATAKA
13	KERALA
14	MADHYA PRADESH
15	MAHARASHTRA
16	MANIPUR
17	MEGHALAYA	0.00	0.00	0.00	.00	3000.00	0.00	3000.00	.22	4000.00	0.00	4000.00	.25
18	MIZORAM
19	NAGALAND
20	ORISSA	0.00	0.00	0.00	.00	378200.00	0.00	378200.00	3.37	378200.00	1500000.00	1878200.00	14.95
21	PUNJAB
22	RAJASTHAN	656119.00	6848.00	662967.00	3.26	1100000.00	8220.00	1108220.00	4.82	2000000.00	8820.00	2008820.00	6.94
23	SIKKIM	0.00	0.00	0.00	.00	50.00	0.00	50.00	.01	50.00	0.00	50.00	.01
24	TAMIL NADU
25	TRIPURA
26	UTTARANCHAL
27	UTTAR PRADESH	5561.00	0.00	5561.00	.02	13000.00	0.00	13000.00	.03	13000.00	0.00	13000.00	.03
28	WEST BENGAL	11520.00	841.00	12361.00	.08	10.00	894.00	904.00	.00	25.00	921.00	946.00	.00
TOTAL STATES		673200.00	7689.00	680889.00	.22	1609829.00	9114.00	1618943.00	.45	2403859.00	1509741.00	3913600.00	1.00
29	A. & N. ISLANDS
30	CHANDIGARH
31	DADRA & NAGAR HAVELI
32	DAMAN & DIU
33	DELHI
34	LAKSHADWEEP
35	PONDICHERRY
TOTAL U.T.		0.00	0.00	0.00	.00	0.00	0.00	0.00	.00	0.00	0.00	0.00	.00
TOTAL (STATE & UTs)		673200.00	7689.00	680889.00	.22	1609829.00	9114.00	1618943.00	.44	2403859.00	1509741.00	3913600.00	.98

..NICNET..

STATEMENT NO. (8): PLAN & NON-PLAN BUDGETED EXPENDITURE ON ELEMENTARY EDUCATION (Sub-head wise)

ACCOUNT: REVENUE ACCOUNT
PROGRAM: SCHOLARSHIPS

(RUPEES IN THOUSANDS)

SL. NO.	STATE/UNION TERRITORY	2003-04 (ACTUALS)				2004-05 (R.E.)				2005-06 (B.E.)			
		PLAN	NON-PLAN	TOTAL	% AGE TO TOTAL EXP. ON PMY. EDN.	PLAN	NON-PLAN	TOTAL	% AGE TO TOTAL EXP. ON PMY. EDN.	PLAN	NON-PLAN	TOTAL	% AGE TO TOTAL EXP. ON PMY. EDN.
1	ANDHRA PRADESH
2	ARUNACHAL PRADESH	81038.00	0.00	81038.00	7.80	40788.00	0.00	40788.00	3.90	0.00	0.00	0.00	.00
3	ASSAM
4	BIHAR
5	CHHATTISGARH	20001.00	95.00	20096.00	.33	20000.00	120.00	20120.00	.26	27000.00	120.00	27120.00	.32
6	GOA
7	GUJARAT
8	HARYANA	56824.00	3797.00	60621.00	.85	66060.00	3825.00	69885.00	.86	165360.00	3825.00	169185.00	1.72
9	HIMACHAL PRADESH
10	JAMMU & KASHMIR
11	JHARKHAND	0.00	0.00	0.00	.00	120.00	0.00	120.00	.00	120.00	0.00	120.00	.00
12	KARNATAKA	192075.00	0.00	192075.00	.95	570251.00	0.00	570251.00	2.23	0.00	0.00	0.00	.00
13	KERALA
14	MADHYA PRADESH
15	MAHARASHTRA
16	MANIPUR	94.00	0.00	94.00	.01	300.00	0.00	300.00	.02	50.00	0.00	50.00	.00
17	MEGHALAYA	232.00	0.00	232.00	.02	400.00	200.00	600.00	.04	200.00	200.00	400.00	.03
18	MIZORAM
19	NAGALAND
20	ORISSA	0.00	1944.00	1944.00	.02	0.00	2640.00	2640.00	.02	0.00	2640.00	2640.00	.02
21	PUNJAB
22	RAJASTHAN	0.00	32411.00	32411.00	.16	0.00	32476.00	32476.00	.14	0.00	32476.00	32476.00	.11
23	SIKKIM
24	TAMIL NADU
25	TRIPURA
26	UTTARANCHAL	0.00	909.00	909.00	.02	0.00	1500.00	1500.00	.03	0.00	1500.00	1500.00	.03
27	UTTAR PRADESH	0.00	8627.00	8627.00	.02	0.00	7147.00	7147.00	.02	0.00	7147.00	7147.00	.02
28	WEST BENGAL	7406.00	0.00	7406.00	.05	69300.00	3795.00	73095.00	.38	170000.00	3909.00	173909.00	.84
TOTAL STATES		357670.00	47783.00	405453.00	.13	767219.00	51703.00	818922.00	.23	362730.00	51817.00	414547.00	.11
29	A. & N. ISLANDS
30	CHANDIGARH
31	DADRA & NAGAR HAVELI
32	DAMAN & DIU
33	DELHI
34	LAKSHADWEEP
35	PONDICHERRY	0.00	10.00	10.00	.00	0.00	12.00	12.00	.00	0.00	12.00	12.00	.00
TOTAL U.T.		0.00	10.00	10.00	.00	0.00	12.00	12.00	.00	0.00	12.00	12.00	.00
TOTAL (STATE & UTs)		357670.00	47793.00	405463.00	.13	767219.00	51715.00	818934.00	.22	362730.00	51829.00	414559.00	.10

..NICNET..

STATEMENT NO. (8): PLAN & NON-PLAN BUDGETED EXPENDITURE ON ELEMENTARY EDUCATION (Sub-head wise)

ACCOUNT: REVENUE ACCOUNT
PROGRAM: TEXT BOOKS

(RUPEES IN THOUSANDS)

SL. NO.	STATE/UNION TERRITORY	2003-04 (ACTUALS)				2004-05 (R.E.)				2005-06 (B.E.)			
		PLAN	NON-PLAN	TOTAL	% AGE TO TOTAL EXP. ON PMY. EDN.	PLAN	NON-PLAN	TOTAL	% AGE TO TOTAL EXP. ON PMY. EDN.	PLAN	NON-PLAN	TOTAL	% AGE TO TOTAL EXP. ON PMY. EDN.
1	ANDHRA PRADESH
2	ARUNACHAL PRADESH	448.00	0.00	448.00	.04	0.00	0.00	0.00	.00	0.00	0.00	0.00	.00
3	ASSAM	1077.00	80.00	1157.00	.01	10000.00	330.00	10330.00	.06	0.00	330.00	330.00	.00
4	BIHAR
5	CHHATTISGARH	24376.00	0.00	24376.00	.40	34000.00	0.00	34000.00	.43	40500.00	0.00	40500.00	.48
6	GOA
7	GUJARAT	207500.00	0.00	207500.00	1.11	257795.00	0.00	257795.00	1.20	281750.00	0.00	281750.00	1.40
8	HARYANA	3012.00	101264.00	104276.00	1.47	3900.00	104501.00	108401.00	1.33	3900.00	117864.00	121764.00	1.24
9	HIMACHAL PRADESH
10	JAMMU & KASHMIR
11	JHARKHAND
12	KARNATAKA
13	KERALA
14	MADHYA PRADESH
15	MAHARASHTRA
16	MANIPUR	1030.00	0.00	1030.00	.09	30.00	0.00	30.00	.00	70.00	0.00	70.00	.01
17	MEGHALAYA
18	MIZORAM
19	NAGALAND
20	ORISSA	0.00	126154.00	126154.00	1.18	0.00	152627.00	152627.00	1.36	0.00	89431.00	89431.00	.71
21	PUNJAB
22	RAJASTHAN
23	SIKKIM	6203.00	0.00	6203.00	.97	6000.00	0.00	6000.00	.84	10000.00	0.00	10000.00	1.32
24	TAMIL NADU	369485.00	0.00	369485.00	2.12	81054.00	0.00	81054.00	.43	81054.00	0.00	81054.00	.38
25	TRIPURA	0.00	68.00	68.00	.00	0.00	75.00	75.00	.00	100.00	75.00	175.00	.01
26	UTTARANCHAL
27	UTTAR PRADESH
28	WEST BENGAL	0.00	134602.00	134602.00	.91	37633.00	259923.00	297556.00	1.55	200000.00	267721.00	467721.00	2.26
TOTAL STATES		613131.00	362168.00	975299.00	.32	430412.00	517456.00	947868.00	.26	617374.00	475421.00	1092795.00	.28
29	A. & N. ISLANDS
30	CHANDIGARH
31	DADRA & NAGAR HAVELI
32	DAMAN & DIU
33	DELHI	8340.00	0.00	8340.00	.41	8500.00	0.00	8500.00	.16	10000.00	0.00	10000.00	.23
34	LAKSHADWEEP
35	PONDICHERRY	78499.00	0.00	78499.00	13.67	85153.00	0.00	85153.00	12.68	81936.00	0.00	81936.00	11.99
TOTAL U.T.		86839.00	0.00	86839.00	2.36	93653.00	0.00	93653.00	1.26	91936.00	0.00	91936.00	1.45
TOTAL (STATE & UTs)		699970.00	362168.00	1062138.00	.34	524065.00	517456.00	1041521.00	.28	709310.00	475421.00	1184731.00	.30

..NICNET..

STATEMENT NO. (8): PLAN & NON-PLAN BUDGETED EXPENDITURE ON ELEMENTARY EDUCATION (Sub-head wise)

ACCOUNT: REVENUE ACCOUNT
PROGRAM: OTHER EXPENDITURE

(RUPEES IN THOUSANDS)

SL. NO.	STATE/UNION TERRITORY	2003-04 (ACTUALS)				2004-05 (R.E.)				2005-06 (B.E.)			
		PLAN	NON-PLAN	TOTAL	% AGE TO TOTAL EXP. ON PMY. EDN.	PLAN	NON-PLAN	TOTAL	% AGE TO TOTAL EXP. ON PMY. EDN.	PLAN	NON-PLAN	TOTAL	% AGE TO TOTAL EXP. ON PMY. EDN.
1	ANDHRA PRADESH	2983375.00	88963.00	3072338.00	15.61	3644405.00	76916.00	3721321.00	17.36	3306077.00	819757.00	4125834.00	17.88
2	ARUNACHAL PRADESH	315.00	0.00	315.00	.03	717.00	0.00	717.00	.07	1000.00	0.00	1000.00	.10
3	ASSAM	774775.00	18632.00	793407.00	5.75	886060.00	60111.00	946171.00	5.53	1849189.00	63720.00	1912909.00	9.43
4	BIHAR	1473625.00	0.00	1473625.00	8.44	3068065.00	0.00	3068065.00	11.06	3518007.00	0.00	3518007.00	12.43
5	CHHATTISGARH	22275.00	2038.00	24313.00	.40	72334.00	600.00	72934.00	.93	68189.00	50000.00	118189.00	1.40
6	GOA	21993.00	117171.00	139164.00	26.27	61069.00	133218.00	194287.00	30.17	102875.00	132875.00	235750.00	34.04
7	GUJARAT	920748.00	660524.00	1581272.00	8.45	1349250.00	954041.00	2303291.00	10.68	404414.00	753361.00	1157775.00	5.77
8	HARYANA	138143.00	8.00	138151.00	1.94	277586.00	4100.00	281686.00	3.46	356300.00	104100.00	460400.00	4.69
9	HIMACHAL PRADESH	54984.00	159876.00	214860.00	4.07	146156.00	166126.00	312282.00	5.48	121860.00	169673.00	291533.00	5.03
10	JAMMU & KASHMIR	59600.00	0.00	59600.00	1.42	59600.00	0.00	59600.00	1.36	59500.00	0.00	59500.00	1.19
11	JHARKHAND	0.00	0.00	0.00	.00	2004806.00	0.00	2004806.00	19.51	1782456.00	0.00	1782456.00	15.05
12	KARNATAKA	2355751.00	52440.00	2408191.00	11.90	4364050.00	326431.00	4690481.00	18.36	395295.00	170491.00	565786.00	2.12
13	KERALA	0.00	10658.00	10658.00	.08	0.00	21665.00	21665.00	.14	0.00	23209.00	23209.00	.15
14	MADHYA PRADESH	0.00	0.00	0.00	.00	0.00	1000.00	1000.00	.01	0.00	5000.00	5000.00	.03
15	MAHARASHTRA	49800.00	0.00	49800.00	.12	77700.00	0.00	77700.00	.17	0.00	0.00	0.00	.00
16	MANIPUR	41146.00	68.00	41214.00	3.71	144355.00	179.00	144534.00	11.12	190248.00	169.00	190417.00	15.02
17	MEGHALAYA	112.00	106.00	218.00	.02	300.00	1150.00	1450.00	.10	5300.00	1150.00	6450.00	.41
18	MIZORAM
19	NAGALAND	55620.00	0.00	55620.00	4.14	98984.00	0.00	98984.00	7.08	96455.00	0.00	96455.00	6.37
20	ORISSA	179594.00	8981.00	188575.00	1.76	54601.00	833.00	55434.00	.49	53900.00	833.00	54733.00	.44
21	PUNJAB
22	RAJASTHAN	432872.00	1018938.00	1451810.00	7.14	478376.00	1115382.00	1593758.00	6.94	771916.00	1455576.00	2227492.00	7.70
23	SIKKIM	3801.00	0.00	3801.00	.59	35200.00	0.00	35200.00	4.91	21700.00	0.00	21700.00	2.86
24	TAMIL NADU	271271.00	184.00	271455.00	1.56	308864.00	197.00	309061.00	1.64	321910.00	200.00	322110.00	1.49
25	TRIPURA	120.00	205846.00	205966.00	7.59	248.00	218928.00	219176.00	7.73	160.00	221759.00	221919.00	7.37
26	UTTARANCHAL	29153.00	1130.00	30283.00	.66	32200.00	1200.00	33400.00	.68	15000.00	1200.00	16200.00	.29
27	UTTAR PRADESH	48616.00	487822.00	536438.00	1.54	62424.00	494395.00	556819.00	1.40	40129.00	506350.00	546479.00	1.18
28	WEST BENGAL	784398.00	341225.00	1125623.00	7.60	3829822.00	343444.00	4173266.00	21.73	4726157.00	404875.00	5131032.00	24.75
TOTAL STATES		10702087.00	3174610.00	13876697.00	4.51	21057172.00	3919916.00	24977088.00	6.92	18208037.00	4884298.00	23092335.00	5.91
29	A. & N. ISLANDS	54910.00	8810.00	63720.00	13.71	68390.00	12800.00	81190.00	14.93	69313.00	13528.00	82841.00	14.64
30	CHANDIGARH	4677.00	2639.00	7316.00	1.91	210680.00	948.00	211628.00	33.22	42700.00	1000.00	43700.00	8.43
31	DADRA & NAGAR HAVELI
32	DAMAN & DIU
33	DELHI	53366.00	0.00	53366.00	2.60	15600.00	0.00	15600.00	.30	42700.00	0.00	42700.00	.98
34	LAKSHADWEEP
35	PONDICHERRY	55927.00	1348.00	57275.00	9.98	93704.00	1366.00	95070.00	14.16	106765.00	1366.00	108131.00	15.82
TOTAL U.T.		168880.00	12797.00	181677.00	4.94	388374.00	15114.00	403488.00	5.41	261478.00	15894.00	277372.00	4.37
TOTAL (STATE & UTs)		10870967.00	3187407.00	14058374.00	4.51	21445546.00	3935030.00	25380576.00	6.89	18469515.00	4900192.00	23369707.00	5.88

..NICNET..

STATEMENT NO. (9): PLAN & NON-PLAN BUDGETED EXPENDITURE ON SECONDARY EDUCATION

ACCOUNT: REVENUE ACCOUNT
PROGRAM: TOTAL EXPENDITURE

(RUPEES IN THOUSANDS)

SL. NO.	STATE/UNION TERRITORY	2003-04 (ACTUALS)				2004-05 (R.E.)				2005-06 (B.E.)			
		PLAN	NON-PLAN	TOTAL	% AGE TO TOTAL EXP. ON EDUCATION	PLAN	NON-PLAN	TOTAL	% AGE TO TOTAL EXP. ON EDUCATION	PLAN	NON-PLAN	TOTAL	% AGE TO TOTAL EXP. ON EDUCATION
1	ANDHRA PRADESH	639720.00	12833053.00	13472773.00	31.00	340127.00	13785707.00	14125834.00	30.23	581059.00	14543765.00	15124824.00	30.10
2	ARUNACHAL PRADESH	192903.00	182238.00	375141.00	23.12	151269.00	187994.00	339263.00	20.89	138070.00	202016.00	340086.00	22.02
3	ASSAM	1161254.00	5058612.00	6219866.00	27.23	646970.00	6481363.00	7128333.00	25.40	798307.00	6632223.00	7430530.00	23.91
4	BIHAR	74548.00	5225638.00	5300186.00	18.92	30394.00	6787411.00	6817805.00	16.62	56000.00	7497776.00	7553776.00	17.34
5	CHHATTISGARH	921936.00	859512.00	1781448.00	19.56	1521966.00	855280.00	2377246.00	19.82	1812062.00	854930.00	2666992.00	20.78
6	GOA	238957.00	1260110.00	1499067.00	57.74	305371.00	1322540.00	1627911.00	51.66	355325.00	1436212.00	1791537.00	55.97
7	GUJARAT	154218.00	11897599.00	12051817.00	33.52	234878.00	11737180.00	11972058.00	30.61	231347.00	11549946.00	11781293.00	31.46
8	HARYANA	204476.00	4943673.00	5148149.00	34.60	262736.00	5660561.00	5923297.00	34.99	549423.00	6173257.00	6722680.00	33.84
9	HIMACHAL PRADESH	185670.00	3071945.00	3257615.00	34.26	410999.00	3173526.00	3584525.00	35.40	395859.00	3237678.00	3633537.00	35.28
10	JAMMU & KASHMIR	997450.00	2388028.00	3385478.00	38.77	997450.00	2661486.00	3658936.00	39.24	1117900.00	3126831.00	4244731.00	39.45
11	JHARKHAND	0.00	1402544.00	1402544.00	14.87	360180.00	1633428.00	1993608.00	13.83	151570.00	2456509.00	2608079.00	14.35
12	KARNATAKA	661143.00	9627595.00	10288738.00	27.96	886593.00	10972941.00	11859534.00	26.82	918264.00	12189987.00	13108251.00	27.65
13	KERALA	49515.00	10605047.00	10654562.00	35.34	59875.00	12499120.00	12558995.00	35.68	101000.00	13998475.00	14099475.00	37.61
14	MADHYA PRADESH	85704.00	899201.00	984905.00	4.29	929227.00	3197908.00	4127135.00	15.98	877851.00	3055410.00	3933261.00	14.53
15	MAHARASHTRA	504795.00	39240325.00	39745120.00	43.20	1162661.00	39144576.00	40307237.00	40.64	1442425.00	38269511.00	39711936.00	39.94
16	MANIPUR	16413.00	654653.00	671066.00	27.71	92200.00	685227.00	777427.00	25.94	50030.00	672088.00	722118.00	22.99
17	MEGHALAYA	106742.00	494294.00	601036.00	25.42	118374.00	525927.00	644301.00	23.80	136234.00	567244.00	703478.00	24.22
18	MIZORAM	153427.00	300148.00	453575.00	23.83	170330.00	326837.00	497167.00	22.72	194960.00	326950.00	521910.00	23.26
19	NAGALAND	47749.00	554621.00	602370.00	26.00	22780.00	413990.00	436770.00	19.67	24370.00	451988.00	476358.00	19.83
20	ORISSA	350154.00	4358581.00	4708735.00	25.62	345906.00	4704682.00	5050588.00	26.09	480609.00	5078963.00	5559572.00	25.93
21	PUNJAB	359894.00	11943132.00	12303026.00	60.52	717500.00	13052707.00	13770207.00	61.60	765550.00	13658052.00	14423602.00	62.17
22	RAJASTHAN	196836.00	11808369.00	12005205.00	33.45	605879.00	12619150.00	13225029.00	33.14	1373851.00	14688196.00	16062047.00	32.67
23	SIKKIM	173851.00	397049.00	570900.00	43.66	188567.00	460067.00	648634.00	43.66	201120.00	524822.00	725942.00	45.05
24	TAMIL NADU	429855.00	15684603.00	16114458.00	39.37	361664.00	16697445.00	17059109.00	38.12	552791.00	19137847.00	19690638.00	38.60
25	TRIPURA	19759.00	1523089.00	1542848.00	32.57	27065.00	1630029.00	1657094.00	33.04	32829.00	1769883.00	1802712.00	33.42
26	UTTARANCHAL	239982.00	3810932.00	4050914.00	41.55	565484.00	4819703.00	5385187.00	46.39	769254.00	4796782.00	5566036.00	44.54
27	UTTAR PRADESH	214950.00	19078020.00	19292970.00	32.02	2577263.00	20087259.00	22664522.00	32.15	3376311.00	20298487.00	23674798.00	30.59
28	WEST BENGAL	35077.00	22119112.00	22154189.00	49.92	114020.00	23797398.00	23911418.00	46.53	123450.00	24976178.00	25099628.00	45.81
TOTAL STATES		8416978.00	202221723.00	210638701.00	34.36	14207728.00	219921442.00	234129170.00	33.29	17607821.00	232172006.00	249779827.00	32.97
29	A. & N. ISLANDS	88420.00	249120.00	337540.00	34.82	76899.00	298820.00	375719.00	34.09	102511.00	308568.00	411079.00	35.10
30	CHANDIGARH	33249.00	255280.00	288529.00	20.19	33825.00	294395.00	328220.00	18.46	33940.00	288710.00	322650.00	18.96
31	DADRA & NAGAR HAVELI	16180.00	22792.00	38972.00	21.02	16800.00	26950.00	43750.00	18.66	20400.00	27400.00	47800.00	22.10
32	DAMAN & DIU	10685.00	52679.00	63364.00	38.51	11800.00	59700.00	71500.00	27.21	12700.00	59700.00	72400.00	36.57
33	DELHI	307117.00	7456841.00	7763958.00	69.01	644720.00	8313124.00	8957844.00	56.33	780500.00	9089471.00	9869971.00	61.37
34	LAKSHADWEEP	7898.00	90313.00	98211.00	49.49	14226.00	97633.00	111859.00	46.67	10390.00	88526.00	98916.00	48.94
35	PONDICHERRY	116980.00	380893.00	497873.00	33.32	133285.00	421958.00	555243.00	32.92	147901.00	424270.00	572171.00	32.65
TOTAL U.T.		580529.00	8507918.00	9088447.00	57.92	931555.00	9512580.00	10444135.00	49.25	1108342.00	10286645.00	11394987.00	53.44
TOTAL (STATE & UTs)		8997507.00	210729641.00	219727148.00	34.95	15139283.00	229434022.00	244573305.00	33.75	18716163.00	242458651.00	261174814.00	33.53
CENTRE TOTAL		6379940.00	7390153.00	13770093.00	13.53	5882400.00	7721800.00	13604200.00	10.28	7875100.00	8041000.00	15916100.00	8.68
GRAND TOTAL		15377447.00	218119794.00	233497241.00	31.97	21021683.00	237155822.00	258177505.00	30.13	26591263.00	250499651.00	277090914.00	28.79

..NICNET..

STATEMENT NO. (10): PLAN & NON-PLAN BUDGETED EXPENDITURE ON SECONDARY EDUCATION (Sub-head wise)

ACCOUNT: REVENUE ACCOUNT

PROGRAM: DIRECTION, INSPECTION & ADMINISTRATION

(RUPEES IN THOUSANDS)

SL. NO.	STATE/UNION TERRITORY	2003-04 (ACTUALS)				2004-05 (R.E.)				2005-06 (B.E.)			
		PLAN	NON-PLAN	TOTAL	% AGE TO TOTAL EXP. ON SEC. EDN.	PLAN	NON-PLAN	TOTAL	% AGE TO TOTAL EXP. ON SEC. EDN.	PLAN	NON-PLAN	TOTAL	% AGE TO TOTAL EXP. ON SEC. EDN.
1	ANDHRA PRADESH	0.00	6968.00	6968.00	.05	0.00	7579.00	7579.00	.05	0.00	7998.00	7998.00	.05
2	ARUNACHAL PRADESH	0.00	178938.00	178938.00	47.70	0.00	185094.00	185094.00	54.56	0.00	198102.00	198102.00	58.25
3	ASSAM	13146.00	68857.00	82003.00	1.32	6372.00	112828.00	119200.00	1.67	6442.00	103132.00	109574.00	1.47
4	BIHAR	0.00	166873.00	166873.00	3.15	0.00	132654.00	132654.00	1.95	30000.00	143995.00	173995.00	2.30
5	CHHATTISGARH
6	GOA	0.00	354.00	354.00	.02	0.00	450.00	450.00	.03	0.00	500.00	500.00	.03
7	GUJARAT	0.00	33197.00	33197.00	.28	0.00	32600.00	32600.00	.27	124.00	33986.00	34110.00	.29
8	HARYANA	30794.00	64690.00	95484.00	1.85	40341.00	77899.00	118240.00	2.00	37379.00	86162.00	123541.00	1.84
9	HIMACHAL PRADESH	0.00	86879.00	86879.00	2.67	0.00	80788.00	80788.00	2.25	0.00	92250.00	92250.00	2.54
10	JAMMU & KASHMIR	0.00	2359506.00	2359506.00	69.69	0.00	2623685.00	2623685.00	71.71	0.00	3100426.00	3100426.00	73.04
11	JHARKHAND	0.00	38033.00	38033.00	2.71	0.00	56885.00	56885.00	2.85	0.00	63900.00	63900.00	2.45
12	KARNATAKA	7785.00	150702.00	158487.00	1.54	8500.00	96165.00	104665.00	.88	19000.00	87188.00	106188.00	.81
13	KERALA	6047.00	345288.00	351335.00	3.30	14300.00	352615.00	366915.00	2.92	16500.00	377622.00	394122.00	2.80
14	MADHYA PRADESH	0.00	1290.00	1290.00	.13	0.00	9144.00	9144.00	.22	0.00	8675.00	8675.00	.22
15	MAHARASHTRA	0.00	144769.00	144769.00	.36	0.00	158303.00	158303.00	.39	0.00	176019.00	176019.00	.44
16	MANIPUR	20.00	4488.00	4508.00	.67	4700.00	4691.00	9391.00	1.21	1400.00	4411.00	5811.00	.80
17	MEGHALAYA	454.00	19398.00	19852.00	3.30	2790.00	22312.00	25102.00	3.90	3194.00	24137.00	27331.00	3.89
18	MIZORAM	0.00	9458.00	9458.00	2.09	0.00	9540.00	9540.00	1.92	0.00	10140.00	10140.00	1.94
19	NAGALAND	12810.00	223243.00	236053.00	39.19	14310.00	104038.00	118348.00	27.10	16410.00	111222.00	127632.00	26.79
20	ORISSA	658.00	72886.00	73544.00	1.56	0.00	69134.00	69134.00	1.37	0.00	66635.00	66635.00	1.20
21	PUNJAB	0.00	124725.00	124725.00	1.01	0.00	153961.00	153961.00	1.12	0.00	159306.00	159306.00	1.10
22	RAJASTHAN	9144.00	225371.00	234515.00	1.95	12600.00	238963.00	251563.00	1.90	20806.00	252157.00	272963.00	1.70
23	SIKKIM	12236.00	18797.00	31033.00	5.44	14600.00	23290.00	37890.00	5.84	14300.00	25304.00	39604.00	5.46
24	TAMIL NADU	581.00	250910.00	251491.00	1.56	364.00	286485.00	286849.00	1.68	364.00	317143.00	317507.00	1.61
25	TRIPURA	0.00	922.00	922.00	.06	0.00	1000.00	1000.00	.06	10.00	1000.00	1010.00	.06
26	UTTARANCHAL	4161.00	84957.00	89118.00	2.20	109440.00	99348.00	208788.00	3.88	108811.00	102179.00	210990.00	3.79
27	UTTAR PRADESH	18.00	304587.00	304605.00	1.58	1.00	329540.00	329541.00	1.45	0.00	324120.00	324120.00	1.37
28	WEST BENGAL	1410.00	395072.00	396482.00	1.79	200.00	514164.00	514364.00	2.15	200.00	531965.00	532165.00	2.12
	TOTAL STATES	99264.00	5381158.00	5480422.00	2.60	228518.00	5783155.00	6011673.00	2.57	274940.00	6409674.00	6684614.00	2.68
29	A. & N. ISLANDS
30	CHANDIGARH	100.00	5689.00	5789.00	2.01	0.00	6000.00	6000.00	1.83	200.00	6282.00	6482.00	2.01
31	DADRA & NAGAR HAVELI	12905.00	22085.00	34990.00	89.78	13460.00	25850.00	39310.00	89.85	16500.00	26330.00	42830.00	89.60
32	DAMAN & DIU	10555.00	27684.00	38239.00	60.35	11400.00	32600.00	44000.00	61.54	12290.00	33100.00	45390.00	62.69
33	DELHI	5363.00	42135.00	47498.00	.61	7100.00	47370.00	54470.00	.61	11000.00	52460.00	63460.00	.64
34	LAKSHADWEEP
35	PONDICHERRY	754.00	19629.00	20383.00	4.09	881.00	21607.00	22488.00	4.05	1884.00	21531.00	23415.00	4.09
	TOTAL U.T.	29677.00	117222.00	146899.00	1.62	32841.00	133427.00	166268.00	1.59	41874.00	139703.00	181577.00	1.59
	TOTAL (STATE & UTs)	128941.00	5498380.00	5627321.00	2.56	261359.00	5916582.00	6177941.00	2.53	316814.00	6549377.00	6866191.00	2.63

..NICNET..

STATEMENT NO. (10): PLAN & NON-PLAN BUDGETED EXPENDITURE ON SECONDARY EDUCATION (Sub-head wise)

ACCOUNT: REVENUE ACCOUNT
PROGRAM: GOVERNMENT SECONDARY SCHOOLS

(RUPEES IN THOUSANDS)

SL. NO.	STATE/UNION TERRITORY	2003-04 (ACTUALS)				2004-05 (R.E.)				2005-06 (B.E.)			
		PLAN	NON-PLAN	TOTAL	% AGE TO TOTAL EXP. ON SEC. EDN.	PLAN	NON-PLAN	TOTAL	% AGE TO TOTAL EXP. ON SEC. EDN.	PLAN	NON-PLAN	TOTAL	% AGE TO TOTAL EXP. ON SEC. EDN.
1	ANDHRA PRADESH	32943.00	1295365.00	1328308.00	9.86	26602.00	1368565.00	1395167.00	9.88	283734.00	1449964.00	1733698.00	11.46
2	ARUNACHAL PRADESH	151995.00	0.00	151995.00	40.52	129574.00	0.00	129574.00	38.19	137070.00	0.00	137070.00	40.30
3	ASSAM	10641.00	104887.00	115528.00	1.86	13410.00	331779.00	345189.00	4.84	10320.00	345835.00	356155.00	4.79
4	BIHAR	74548.00	4754171.00	4828719.00	91.10	30394.00	6376953.00	6407347.00	93.98	26000.00	7062799.00	7088799.00	93.84
5	CHHATTISGARH	664041.00	732669.00	1396710.00	78.40	1456845.00	694527.00	2151372.00	90.50	1712856.00	707077.00	2419933.00	90.74
6	GOA	2369.00	144056.00	146425.00	9.77	2100.00	159910.00	162010.00	9.95	2400.00	159860.00	162260.00	9.06
7	GUJARAT	2090.00	440868.00	442958.00	3.68	12066.00	417500.00	429566.00	3.59	10082.00	426955.00	437037.00	3.71
8	HARYANA	141894.00	4511308.00	4653202.00	90.39	204559.00	5172989.00	5377548.00	90.79	388868.00	5599761.00	5988629.00	89.08
9	HIMACHAL PRADESH	165655.00	2664598.00	2830253.00	86.88	390100.00	2760593.00	3150693.00	87.90	361900.00	2807567.00	3169467.00	87.23
10	JAMMU & KASHMIR
11	JHARKHAND	0.00	1162809.00	1162809.00	82.91	131569.00	1367987.00	1499556.00	75.22	77721.00	2051351.00	2129072.00	81.63
12	KARNATAKA	143024.00	1030220.00	1173244.00	11.40	70000.00	1398079.00	1468079.00	12.38	27000.00	1303990.00	1330990.00	10.15
13	KERALA	25037.00	3262175.00	3287212.00	30.85	28000.00	4436318.00	4464318.00	35.55	65000.00	5165094.00	5230094.00	37.09
14	MADHYA PRADESH	55643.00	515502.00	571145.00	57.99	746692.00	2592104.00	3338796.00	80.90	611410.00	2413070.00	3024480.00	76.89
15	MAHARASHTRA	0.00	107133.00	107133.00	.27	0.00	57972.00	57972.00	.14	0.00	60021.00	60021.00	.15
16	MANIPUR	0.00	611471.00	611471.00	91.12	50.00	631790.00	631840.00	81.27	50.00	621780.00	621830.00	86.11
17	MEGHALAYA	12878.00	103270.00	116148.00	19.32	25610.00	94186.00	119796.00	18.59	28267.00	103334.00	131601.00	18.71
18	MIZORAM	56367.00	245095.00	301462.00	66.46	56630.00	285370.00	342000.00	68.79	68750.00	283830.00	352580.00	67.56
19	NAGALAND	7500.00	316726.00	324226.00	53.83	5180.00	294576.00	299756.00	68.63	5330.00	324160.00	329490.00	69.17
20	ORISSA	63.00	4171012.00	4171075.00	88.58	30196.00	4479399.00	4509595.00	89.29	110196.00	4845658.00	4955854.00	89.14
21	PUNJAB	359894.00	10692347.00	11052241.00	89.83	717500.00	11755146.00	12472646.00	90.58	765550.00	12355055.00	13120605.00	90.97
22	RAJASTHAN	136689.00	10389276.00	10525965.00	87.68	451394.00	11149280.00	11600674.00	87.72	1147513.00	13000950.00	14148463.00	88.09
23	SIKKIM	136689.00	378252.00	514941.00	90.20	138410.00	436777.00	575187.00	88.68	160370.00	499518.00	659888.00	90.90
24	TAMIL NADU	387347.00	9179872.00	9567219.00	59.37	340182.00	9949354.00	10289536.00	60.32	513455.00	11129010.00	11642465.00	59.13
25	TRIPURA	12335.00	1347448.00	1359783.00	88.13	22791.00	1455255.00	1478046.00	89.20	26899.00	1581455.00	1608354.00	89.22
26	UTTARANCHAL	120625.00	2855710.00	2976335.00	73.47	387771.00	3740618.00	4128389.00	76.66	526166.00	3696962.00	4223128.00	75.87
27	UTTAR PRADESH	81515.00	1610364.00	1691879.00	8.77	23073.00	1726284.00	1749357.00	7.72	34953.00	1739605.00	1774558.00	7.50
28	WEST BENGAL	1144.00	244659.00	245803.00	1.11	50.00	268301.00	268351.00	1.12	50.00	278695.00	278745.00	1.11
	TOTAL STATES	2782926.00	62871263.00	65654189.00	31.17	5440748.00	73401612.00	78842360.00	33.67	7101910.00	80013356.00	87115266.00	34.88
29	A. & N. ISLANDS	51540.00	229938.00	281478.00	83.39	59813.00	270260.00	330073.00	87.85	61803.00	278929.00	340732.00	82.89
30	CHANDIGARH	22640.00	229045.00	251685.00	87.23	20400.00	264600.00	285000.00	86.83	19940.00	257600.00	277540.00	86.02
31	DADRA & NAGAR HAVELI
32	DAMAN & DIU
33	DELHI	0.00	1914891.00	1914891.00	24.66	0.00	2173554.00	2173554.00	24.26	0.00	2416400.00	2416400.00	24.48
34	LAKSHADWEEP	7898.00	89286.00	97184.00	98.95	14226.00	95363.00	109589.00	97.97	10390.00	85590.00	95980.00	97.03
35	PONDICHERY	104892.00	271235.00	376127.00	75.55	117013.00	295612.00	412625.00	74.31	129979.00	296000.00	425979.00	74.45
	TOTAL U.T.	186970.00	2734395.00	2921365.00	32.14	211452.00	3099389.00	3310841.00	31.70	222112.00	3334519.00	3556631.00	31.21
	TOTAL (STATE & UTs)	2969896.00	65605658.00	68575554.00	31.21	5652200.00	76501001.00	82153201.00	33.59	7324022.00	83347875.00	90671897.00	34.72

..NICNET..

STATEMENT NO. (10): PLAN & NON-PLAN BUDGETED EXPENDITURE ON SECONDARY EDUCATION (Sub-head wise)

ACCOUNT: REVENUE ACCOUNT

PROGRAM: ASSISTANCE TO NON-GOVT. SECONDARY SCHOOLS

(RUPEES IN THOUSANDS)

SL. NO.	STATE/UNION TERRITORY	2003-04 (ACTUALS)				2004-05 (R.E.)				2005-06 (B.E.)			
		PLAN	NON-PLAN	TOTAL	% AGE TO TOTAL EXP. ON SEC. EDN.	PLAN	NON-PLAN	TOTAL	% AGE TO TOTAL EXP. ON SEC. EDN.	PLAN	NON-PLAN	TOTAL	% AGE TO TOTAL EXP. ON SEC. EDN.
1	ANDHRA PRADESH	1092.00	2119461.00	2120553.00	15.74	1092.00	2227871.00	2228963.00	15.78	1144.00	2378838.00	2379982.00	15.74
2	ARUNACHAL PRADESH	1500.00	0.00	1500.00	.40	1000.00	0.00	1000.00	.29	0.00	0.00	0.00	.00
3	ASSAM	986910.00	4851808.00	5838718.00	93.87	358918.00	5993343.00	6352261.00	89.11	473743.00	6047547.00	6521290.00	87.76
4	BIHAR	0.00	241132.00	241132.00	4.55	0.00	222659.00	222659.00	3.27	0.00	229020.00	229020.00	3.03
5	CHHATTISGARH	48569.00	74494.00	123063.00	6.91	12970.00	100543.00	113513.00	4.77	36084.00	101043.00	137127.00	5.14
6	GOA	3635.00	1065720.00	1069355.00	71.33	6000.00	1101980.00	1107980.00	68.06	6075.00	1199000.00	1205075.00	67.26
7	GUJARAT	98704.00	10697086.00	10795790.00	89.58	151268.00	10601500.00	10752768.00	89.82	134576.00	10351575.00	10486151.00	89.01
8	HARYANA	0.00	320228.00	320228.00	6.22	0.00	374985.00	374985.00	6.33	0.00	350385.00	350385.00	5.21
9	HIMACHAL PRADESH	0.00	39078.00	39078.00	1.20	0.00	39078.00	39078.00	1.09	0.00	39078.00	39078.00	1.08
10	JAMMU & KASHMIR
11	JHARKHAND	0.00	191702.00	191702.00	13.67	0.00	198656.00	198656.00	9.96	0.00	331358.00	331358.00	12.71
12	KARNATAKA	34356.00	900910.00	935266.00	9.09	72800.00	1043054.00	1115854.00	9.41	55500.00	1245207.00	1300707.00	9.92
13	KERALA	0.00	6260379.00	6260379.00	58.76	0.00	6823793.00	6823793.00	54.33	0.00	7393015.00	7393015.00	52.43
14	MADHYA PRADESH	9233.00	81945.00	91178.00	9.26	13132.00	175000.00	188132.00	4.56	13132.00	175000.00	188132.00	4.78
15	MAHARASHTRA	432818.00	33690861.00	34123679.00	85.86	1069176.00	36260669.00	37329845.00	92.61	1423887.00	35600857.00	37024744.00	93.23
16	MANIPUR	1000.00	33541.00	34541.00	5.15	9000.00	42095.00	51095.00	6.57	3000.00	39300.00	42300.00	5.86
17	MEGHALAYA	68310.00	361899.00	430209.00	71.58	87824.00	401045.00	488869.00	75.88	101023.00	430047.00	531070.00	75.49
18	MIZORAM	77556.00	16078.00	93634.00	20.64	96809.00	0.00	96809.00	19.47	101400.00	0.00	101400.00	19.43
19	NAGALAND	3000.00	0.00	3000.00	.50	3000.00	0.00	3000.00	.69	2000.00	0.00	2000.00	.42
20	ORISSA	292407.00	10094.00	302501.00	6.42	243508.00	42742.00	286250.00	5.67	282287.00	61743.00	344030.00	6.19
21	PUNJAB	0.00	964454.00	964454.00	7.84	0.00	1061246.00	1061246.00	7.71	0.00	1061246.00	1061246.00	7.36
22	RAJASTHAN	0.00	455135.00	455135.00	3.79	0.00	456040.00	456040.00	3.45	0.00	456050.00	456050.00	2.84
23	SIKKIM	7240.00	0.00	7240.00	1.27	11000.00	0.00	11000.00	1.70	10000.00	0.00	10000.00	1.38
24	TAMIL NADU	0.00	5911841.00	5911841.00	36.69	1.00	6093421.00	6093422.00	35.72	1.00	7311099.00	7311100.00	37.13
25	TRIPURA	1000.00	158370.00	159370.00	10.33	0.00	160006.00	160006.00	9.66	30.00	172800.00	172830.00	9.59
26	UTTARANCHAL	97411.00	819434.00	916845.00	22.63	38971.00	900000.00	938971.00	17.44	116452.00	900000.00	1016452.00	18.26
27	UTTAR PRADESH	133417.00	16475036.00	16608453.00	86.09	547109.00	16801000.00	17348109.00	76.54	339257.00	17001000.00	17340257.00	73.24
28	WEST BENGAL	2538.00	21327453.00	21329991.00	96.28	42690.00	22753619.00	22796309.00	95.34	39360.00	23890789.00	23930149.00	95.34
	TOTAL STATES	2300696.00	107068139.00	109368835.00	51.92	2766268.00	113874345.00	116640613.00	49.82	3138951.00	116765997.00	119904948.00	48.00
29	A. & N. ISLANDS	3435.00	7738.00	11173.00	3.31	4000.00	8500.00	12500.00	3.33	4000.00	9000.00	13000.00	3.16
30	CHANDIGARH	0.00	20334.00	20334.00	7.05	0.00	23500.00	23500.00	7.16	0.00	24500.00	24500.00	7.59
31	DADRA & NAGAR HAVELI	0.00	0.00	0.00	.00	10.00	5.00	15.00	.03	0.00	0.00	0.00	.00
32	DAMAN & DIU	0.00	24995.00	24995.00	39.45	0.00	27100.00	27100.00	37.90	0.00	26600.00	26600.00	36.74
33	DELHI	0.00	1087747.00	1087747.00	14.01	0.00	1190900.00	1190900.00	13.29	0.00	1500600.00	1500600.00	15.20
34	LAKSHADWEEP
35	PONDICHERRY	0.00	89156.00	89156.00	17.91	0.00	102652.00	102652.00	18.49	0.00	102652.00	102652.00	17.94
	TOTAL U.T.	3435.00	1229970.00	1233405.00	13.57	4010.00	1352657.00	1356667.00	12.99	4000.00	1663352.00	1667352.00	14.63
	TOTAL (STATE & UTs)	2304131.00	108298109.00	110602240.00	50.34	2770278.00	115227002.00	117997280.00	48.25	3142951.00	118429349.00	121572300.00	46.55

..NICNET..

STATEMENT NO. (10): PLAN & NON-PLAN BUDGETED EXPENDITURE ON SECONDARY EDUCATION (Sub-head wise)

ACCOUNT: REVENUE ACCOUNT

PROGRAM: ASSISTANCE TO LOCAL BODIES FOR SECONDARY EDUCATION

(RUPEES IN THOUSANDS)

SL. NO.	STATE/UNION TERRITORY	2003-04 (ACTUALS)				2004-05 (R.E.)				2005-06 (B.E.)			
		PLAN	NON-PLAN	TOTAL	% AGE TO TOTAL EXP. ON SEC. EDN.	PLAN	NON-PLAN	TOTAL	% AGE TO TOTAL EXP. ON SEC. EDN.	PLAN	NON-PLAN	TOTAL	% AGE TO TOTAL EXP. ON SEC. EDN.
1	ANDHRA PRADESH	0.00	8214911.00	8214911.00	60.97	0.00	9033672.00	9033672.00	63.95	0.00	9487711.00	9487711.00	62.73
2	ARUNACHAL PRADESH
3	ASSAM
4	BIHAR
5	CHHATTISGARH	178055.00	44721.00	222776.00	12.51	3000.00	50000.00	53000.00	2.23	4000.00	22000.00	26000.00	.97
6	GOA
7	GUJARAT	0.00	545016.00	545016.00	4.52	0.00	520000.00	520000.00	4.34	0.00	560000.00	560000.00	4.75
8	HARYANA
9	HIMACHAL PRADESH
10	JAMMU & KASHMIR
11	JHARKHAND
12	KARNATAKA	263720.00	7072720.00	7336440.00	71.31	273313.00	8078462.00	8351775.00	70.42	680764.00	9173558.00	9854322.00	75.18
13	KERALA	0.00	36120.00	36120.00	.34	0.00	22400.00	22400.00	.18	0.00	23900.00	23900.00	.17
14	MADHYA PRADESH	13748.00	283041.00	296789.00	30.13	149623.00	400476.00	550099.00	13.33	203309.00	429970.00	633279.00	16.10
15	MAHARASHTRA	11419.00	5133681.00	5145100.00	12.95	3331.00	2455602.00	2458933.00	6.10	18527.00	2209519.00	2228046.00	5.61
16	MANIPUR	5411.00	0.00	5411.00	.81	17000.00	270.00	17270.00	2.22	14000.00	270.00	14270.00	1.98
17	MEGHALAYA
18	MIZORAM
19	NAGALAND
20	ORISSA
21	PUNJAB
22	RAJASTHAN
23	SIKKIM
24	TAMIL NADU	0.00	3050.00	3050.00	.02	1.00	3016.00	3017.00	.02	1.00	0.00	1.00	.00
25	TRIPURA	500.00	5537.00	6037.00	.39	0.00	3145.00	3145.00	.19	20.00	3145.00	3165.00	.18
26	UTTARANCHAL
27	UTTAR PRADESH
28	WEST BENGAL
TOTAL STATES		472853.00	21338797.00	21811650.00	10.36	446268.00	20567043.00	21013311.00	8.98	920621.00	21910073.00	22830694.00	9.14
29	A. & N. ISLANDS	21825.00	0.00	21825.00	6.47	1550.00	0.00	1550.00	.41	24650.00	0.00	24650.00	6.00
30	CHANDIGARH
31	DADRA & NAGAR HAVELI
32	DAMAN & DIU
33	DELHI	750.00	44046.00	44796.00	.58	1900.00	50679.00	52579.00	.59	2500.00	115800.00	118300.00	1.20
34	LAKSHADWEEP
35	PONDICHERRY
TOTAL U.T.		22575.00	44046.00	66621.00	.73	3450.00	50679.00	54129.00	.52	27150.00	115800.00	142950.00	1.25
TOTAL (STATE & UTs)		495428.00	21382843.00	21878271.00	9.96	449718.00	20617722.00	21067440.00	8.61	947771.00	22025873.00	22973644.00	8.80

..NICNET..

STATEMENT NO. (10): PLAN & NON-PLAN BUDGETED EXPENDITURE ON SECONDARY EDUCATION (Sub-head wise)

ACCOUNT: REVENUE ACCOUNT
PROGRAM: SCHOLARSHIPS

(RUPEES IN THOUSANDS)

SL. NO.	STATE/UNION TERRITORY	2003-04 (ACTUALS)				2004-05 (R.E.)				2005-06 (B.E.)			
		PLAN	NON-PLAN	TOTAL	% AGE TO TOTAL EXP. ON SEC. EDN.	PLAN	NON-PLAN	TOTAL	% AGE TO TOTAL EXP. ON SEC. EDN.	PLAN	NON-PLAN	TOTAL	% AGE TO TOTAL EXP. ON SEC. EDN.
1	ANDHRA PRADESH	0.00	12113.00	12113.00	.09	0.00	14650.00	14650.00	.10	0.00	15282.00	15282.00	.10
2	ARUNACHAL PRADESH	32336.00	0.00	32336.00	8.62	20000.00	0.00	20000.00	5.90	0.00	0.00	0.00	.00
3	ASSAM	0.00	2439.00	2439.00	.04	275.00	6713.00	6988.00	.10	275.00	8920.00	9195.00	.12
4	BIHAR	0.00	0.00	0.00	.00	0.00	12000.00	12000.00	.18	0.00	12000.00	12000.00	.16
5	CHHATTISGARH	0.00	0.00	0.00	.00	0.00	0.00	0.00	.00	1946.00	1000.00	2946.00	.11
6	GOA	0.00	2323.00	2323.00	.15	0.00	1700.00	1700.00	.10	0.00	1700.00	1700.00	.09
7	GUJARAT	484.00	0.00	484.00	.00	600.00	0.00	600.00	.01	600.00	0.00	600.00	.01
8	HARYANA	4696.00	2066.00	6762.00	.13	4696.00	2210.00	6906.00	.12	93415.00	2210.00	95625.00	1.42
9	HIMACHAL PRADESH
10	JAMMU & KASHMIR	0.00	28522.00	28522.00	.84	0.00	37801.00	37801.00	1.03	0.00	26405.00	26405.00	.62
11	JHARKHAND
12	KARNATAKA	0.00	15236.00	15236.00	.15	0.00	20423.00	20423.00	.17	0.00	20423.00	20423.00	.16
13	KERALA	0.00	7208.00	7208.00	.07	0.00	7700.00	7700.00	.06	0.00	5000.00	5000.00	.04
14	MADHYA PRADESH
15	MAHARASHTRA	0.00	18547.00	18547.00	.05	0.00	18745.00	18745.00	.05	0.00	16076.00	16076.00	.04
16	MANIPUR	0.00	2970.00	2970.00	.44	0.00	3624.00	3624.00	.47	0.00	3624.00	3624.00	.50
17	MEGHALAYA	0.00	559.00	559.00	.09	0.00	2615.00	2615.00	.41	0.00	2649.00	2649.00	.38
18	MIZORAM	6799.00	8096.00	14895.00	3.28	6800.00	8120.00	14920.00	3.00	7000.00	8120.00	15120.00	2.90
19	NAGALAND	0.00	1547.00	1547.00	.26	0.00	1930.00	1930.00	.44	0.00	1930.00	1930.00	.41
20	ORISSA	0.00	3860.00	3860.00	.08	0.00	3860.00	3860.00	.08	0.00	3860.00	3860.00	.07
21	PUNJAB	0.00	673.00	673.00	.01	0.00	800.00	800.00	.01	0.00	800.00	800.00	.01
22	RAJASTHAN	9978.00	145128.00	155106.00	1.29	115000.00	141000.00	256000.00	1.94	115000.00	150000.00	265000.00	1.65
23	SIKKIM	1902.00	0.00	1902.00	.33	300.00	0.00	300.00	.05	200.00	0.00	200.00	.03
24	TAMIL NADU	0.00	16166.00	16166.00	.10	0.00	17634.00	17634.00	.10	0.00	17634.00	17634.00	.09
25	TRIPURA	5339.00	0.00	5339.00	.35	3900.00	0.00	3900.00	.24	3900.00	0.00	3900.00	.22
26	UTTARANCHAL	263.00	1628.00	1891.00	.05	300.00	2810.00	3110.00	.06	300.00	2902.00	3202.00	.06
27	UTTAR PRADESH	0.00	8153.00	8153.00	.04	2100.00	13275.00	15375.00	.07	2100.00	13394.00	15494.00	.07
28	WEST BENGAL	0.00	4888.00	4888.00	.02	0.00	7289.00	7289.00	.03	0.00	6573.00	6573.00	.03
	TOTAL STATES	61797.00	282122.00	343919.00	.16	153971.00	324899.00	478870.00	.20	224736.00	320502.00	545238.00	.22
29	A. & N. ISLANDS	453.00	225.00	678.00	.20	500.00	500.00	1000.00	.27	600.00	500.00	1100.00	.27
30	CHANDIGARH	0.00	18.00	18.00	.01	0.00	28.00	28.00	.01	0.00	28.00	28.00	.01
31	DADRA & NAGAR HAVELI	1216.00	0.00	1216.00	3.12	300.00	0.00	300.00	.69	800.00	0.00	800.00	1.67
32	DAMAN & DIU
33	DELHI
34	LAKSHADWEEP
35	PONDICHERY	2609.00	6.00	2615.00	.53	2680.00	1200.00	3880.00	.70	2680.00	3200.00	5880.00	1.03
	TOTAL U.T.	4278.00	249.00	4527.00	.05	3480.00	1728.00	5208.00	.05	4080.00	3728.00	7808.00	.07
	TOTAL (STATE & UTs)	66075.00	282371.00	348446.00	.16	157451.00	326627.00	484078.00	.20	228816.00	324230.00	553046.00	.21

..NICNET..

STATEMENT NO. (10): PLAN & NON-PLAN BUDGETED EXPENDITURE ON SECONDARY EDUCATION (Sub-head wise)

ACCOUNT: REVENUE ACCOUNT
PROGRAM: TEACHERS' TRAINING

(RUPEES IN THOUSANDS)

SL. NO.	STATE/UNION TERRITORY	2003-04 (ACTUALS)				2004-05 (R.E.)				2005-06 (B.E.)			
		PLAN	NON-PLAN	TOTAL	% AGE TO TOTAL EXP. ON SEC. EDN.	PLAN	NON-PLAN	TOTAL	% AGE TO TOTAL EXP. ON SEC. EDN.	PLAN	NON-PLAN	TOTAL	% AGE TO TOTAL EXP. ON SEC. EDN.
1	ANDHRA PRADESH	908.00	88454.00	89362.00	.66	3640.00	93274.00	96914.00	.69	3609.00	99199.00	102808.00	.68
2	ARUNACHAL PRADESH
3	ASSAM	1380.00	9575.00	10955.00	.18	1450.00	33337.00	34787.00	.49	1650.00	36438.00	38088.00	.51
4	BIHAR
5	CHHATTISGARH	1800.00	5558.00	7358.00	.41	14177.00	5210.00	19387.00	.82	12461.00	6310.00	18771.00	.70
6	GOA
7	GUJARAT	0.00	6609.00	6609.00	.05	0.00	7000.00	7000.00	.06	0.00	6120.00	6120.00	.05
8	HARYANA	16688.00	19544.00	36232.00	.70	6790.00	1785.00	8575.00	.14	19361.00	1376.00	20737.00	.31
9	HIMACHAL PRADESH
10	JAMMU & KASHMIR
11	JHARKHAND
12	KARNATAKA	23.00	3211.00	3234.00	.03	1000.00	1505.00	2505.00	.02	11000.00	1535.00	12535.00	.10
13	KERALA	0.00	333193.00	333193.00	3.13	0.00	320791.00	320791.00	2.55	0.00	444162.00	444162.00	3.15
14	MADHYA PRADESH	0.00	17423.00	17423.00	1.77	0.00	21184.00	21184.00	.51	0.00	28695.00	28695.00	.73
15	MAHARASHTRA	32.00	136797.00	136829.00	.34	180.00	184291.00	184471.00	.46	11.00	198284.00	198295.00	.50
16	MANIPUR	0.00	2183.00	2183.00	.33	50.00	2757.00	2807.00	.36	30.00	2703.00	2733.00	.38
17	MEGHALAYA	0.00	4981.00	4981.00	.83	0.00	3200.00	3200.00	.50	0.00	3900.00	3900.00	.55
18	MIZORAM	2204.00	4319.00	6523.00	1.44	2160.00	4750.00	6910.00	1.39	2160.00	5020.00	7180.00	1.38
19	NAGALAND	700.00	0.00	700.00	.12	0.00	0.00	0.00	.00	0.00	0.00	0.00	.00
20	ORISSA	0.00	91190.00	91190.00	1.94	0.00	102750.00	102750.00	2.03	0.00	94270.00	94270.00	1.70
21	PUNJAB	0.00	1003.00	1003.00	.01	0.00	5583.00	5583.00	.04	0.00	5674.00	5674.00	.04
22	RAJASTHAN	0.00	195.00	195.00	.00	0.00	194.00	194.00	.00	0.00	0.00	0.00	.00
23	SIKKIM
24	TAMIL NADU	40928.00	23497.00	64425.00	.40	12540.00	23320.00	35860.00	.21	26894.00	23317.00	50211.00	.25
25	TRIPURA	585.00	10812.00	11397.00	.74	374.00	10623.00	10997.00	.66	1970.00	11483.00	13453.00	.75
26	UTTARANCHAL
27	UTTAR PRADESH
28	WEST BENGAL	0.00	3689.00	3689.00	.02	0.00	47283.00	47283.00	.20	0.00	49596.00	49596.00	.20
TOTAL STATES		65248.00	762233.00	827481.00	.39	42361.00	868837.00	911198.00	.39	79146.00	1018082.00	1097228.00	.44
29	A. & N. ISLANDS
30	CHANDIGARH
31	DADRA & NAGAR HAVELI	0.00	0.00	0.00	.00	30.00	0.00	30.00	.07	30.00	0.00	30.00	.06
32	DAMAN & DIU
33	DELHI	6905.00	18381.00	25286.00	.33	26700.00	0.00	26700.00	.30	32000.00	0.00	32000.00	.32
34	LAKSHADWEEP
35	PONDICHERRY
TOTAL U.T.		6905.00	18381.00	25286.00	.28	26730.00	0.00	26730.00	.26	32030.00	0.00	32030.00	.28
TOTAL (STATE & UTs)		72153.00	780614.00	852767.00	.39	69091.00	868837.00	937928.00	.38	111176.00	1018082.00	1129258.00	.43

..NICNET..

STATEMENT NO. (10): PLAN & NON-PLAN BUDGETED EXPENDITURE ON SECONDARY EDUCATION (Sub-head wise)

ACCOUNT: REVENUE ACCOUNT
PROGRAM: TEXT BOOKS

(RUPEES IN THOUSANDS)

SL. NO.	STATE/UNION TERRITORY	2003-04 (ACTUALS)				2004-05 (R.E.)				2005-06 (B.E.)			
		PLAN	NON-PLAN	TOTAL	% AGE TO TOTAL EXP. ON SEC. EDN.	PLAN	NON-PLAN	TOTAL	% AGE TO TOTAL EXP. ON SEC. EDN.	PLAN	NON-PLAN	TOTAL	% AGE TO TOTAL EXP. ON SEC. EDN.
1	ANDHRA PRADESH	0.00	780075.00	780075.00	5.79	0.00	695171.00	695171.00	4.92	0.00	735273.00	735273.00	4.86
2	ARUNACHAL PRADESH	6500.00	0.00	6500.00	1.73	0.00	0.00	0.00	.00	0.00	0.00	0.00	.00
3	ASSAM
4	BIHAR
5	CHHATTISGARH	9263.00	0.00	9263.00	.52	16000.00	0.00	16000.00	.67	21000.00	0.00	21000.00	.79
6	GOA
7	GUJARAT	7009.00	0.00	7009.00	.06	10000.00	0.00	10000.00	.08	13000.00	0.00	13000.00	.11
8	HARYANA
9	HIMACHAL PRADESH
10	JAMMU & KASHMIR
11	JHARKHAND
12	KARNATAKA	3917.00	98692.00	102609.00	1.00	5000.00	105143.00	110143.00	.93	0.00	118492.00	118492.00	.90
13	KERALA
14	MADHYA PRADESH	7080.00	0.00	7080.00	.72	14700.00	0.00	14700.00	.36	50000.00	0.00	50000.00	1.27
15	MAHARASHTRA
16	MANIPUR
17	MEGHALAYA	0.00	455.00	455.00	.08	0.00	889.00	889.00	.14	0.00	968.00	968.00	.14
18	MIZORAM
19	NAGALAND	0.00	5382.00	5382.00	.89	0.00	5581.00	5581.00	1.28	0.00	6093.00	6093.00	1.28
20	ORISSA
21	PUNJAB
22	RAJASTHAN
23	SIKKIM	5016.00	0.00	5016.00	.88	10000.00	0.00	10000.00	1.54	10000.00	0.00	10000.00	1.38
24	TAMIL NADU
25	TRIPURA
26	UTTARANCHAL
27	UTTAR PRADESH
28	WEST BENGAL	0.00	186.00	186.00	.00	0.00	222.00	222.00	.00	0.00	230.00	230.00	.00
	TOTAL STATES	38785.00	884790.00	923575.00	.44	55700.00	807006.00	862706.00	.37	94000.00	861056.00	955056.00	.38
29	A. & N. ISLANDS	5530.00	1148.00	6678.00	1.98	3500.00	1680.00	5180.00	1.38	3500.00	1762.00	5262.00	1.28
30	CHANDIGARH
31	DADRA & NAGAR HAVELI
32	DAMAN & DIU
33	DELHI	9422.00	643.00	10065.00	.13	11000.00	660.00	11660.00	.13	12000.00	810.00	12810.00	.13
34	LAKSHADWEEP
35	PONDICHERRY	2183.00	0.00	2183.00	.44	3230.00	0.00	3230.00	.58	1.00	0.00	1.00	.00
	TOTAL U.T.	17135.00	1791.00	18926.00	.21	17730.00	2340.00	20070.00	.19	15501.00	2572.00	18073.00	.16
	TOTAL (STATE & UTs)	55920.00	886581.00	942501.00	.43	73430.00	809346.00	882776.00	.36	109501.00	863628.00	973129.00	.37

..NICNET..

STATEMENT NO. (10): PLAN & NON-PLAN BUDGETED EXPENDITURE ON SECONDARY EDUCATION (Sub-head wise)

ACCOUNT: REVENUE ACCOUNT
PROGRAM: NON-FORMAL EDUCATION

(RUPEES IN THOUSANDS)

SL. NO.	STATE/UNION TERRITORY	2003-04 (ACTUALS)				2004-05 (R.E.)				2005-06 (B.E.)			
		PLAN	NON-PLAN	TOTAL	% AGE TO TOTAL EXP. ON SEC. EDN.	PLAN	NON-PLAN	TOTAL	% AGE TO TOTAL EXP. ON SEC. EDN.	PLAN	NON-PLAN	TOTAL	% AGE TO TOTAL EXP. ON SEC. EDN.
1	ANDHRA PRADESH
2	ARUNACHAL PRADESH
3	ASSAM
4	BIHAR
5	CHHATTISGARH	20208.00	0.00	20208.00	1.13	18974.00	0.00	18974.00	.80	21190.00	0.00	21190.00	.79
6	GOA
7	GUJARAT
8	HARYANA
9	HIMACHAL PRADESH
10	JAMMU & KASHMIR
11	JHARKHAND
12	KARNATAKA
13	KERALA
14	MADHYA PRADESH	0.00	0.00	0.00	.00	80.00	0.00	80.00	.00	0.00	0.00	0.00	.00
15	MAHARASHTRA
16	MANIPUR
17	MEGHALAYA
18	MIZORAM	0.00	9230.00	9230.00	2.03	0.00	10537.00	10537.00	2.12	0.00	10730.00	10730.00	2.06
19	NAGALAND	1942.00	0.00	1942.00	.32	0.00	0.00	0.00	.00	0.00	0.00	0.00	.00
20	ORISSA
21	PUNJAB
22	RAJASTHAN
23	SIKKIM
24	TAMIL NADU
25	TRIPURA
26	UTTARANCHAL
27	UTTAR PRADESH
28	WEST BENGAL
TOTAL STATES		22150.00	9230.00	31380.00	.01	19054.00	10537.00	29591.00	.01	21190.00	10730.00	31920.00	.01
29	A. & N. ISLANDS
30	CHANDIGARH
31	DADRA & NAGAR HAVELI
32	DAMAN & DIU
33	DELHI
34	LAKSHADWEEP
35	PONDICHERRY
TOTAL U.T.		0.00	0.00	0.00	.00	0.00	0.00	0.00	.00	0.00	0.00	0.00	.00
TOTAL (STATE & UTs)		22150.00	9230.00	31380.00	.01	19054.00	10537.00	29591.00	.01	21190.00	10730.00	31920.00	.01

..NICNET..

STATEMENT NO. (10): PLAN & NON-PLAN BUDGETED EXPENDITURE ON SECONDARY EDUCATION (Sub-head wise)

ACCOUNT: REVENUE ACCOUNT
PROGRAM: OTHER EXPENDITURE

(RUPEES IN THOUSANDS)

SL. NO.	STATE/UNION TERRITORY	2003-04 (ACTUALS)				2004-05 (R.E.)				2005-06 (B.E.)			
		PLAN	NON-PLAN	TOTAL	% AGE TO TOTAL EXP. ON SEC. EDN.	PLAN	NON-PLAN	TOTAL	% AGE TO TOTAL EXP. ON SEC. EDN.	PLAN	NON-PLAN	TOTAL	% AGE TO TOTAL EXP. ON SEC. EDN.
1	ANDHRA PRADESH	604777.00	315706.00	920483.00	6.83	308793.00	344925.00	653718.00	4.63	292572.00	369500.00	662072.00	4.38
2	ARUNACHAL PRADESH	572.00	3300.00	3872.00	1.03	695.00	2900.00	3595.00	1.06	1000.00	3914.00	4914.00	1.44
3	ASSAM	149177.00	21046.00	170223.00	2.74	266545.00	3363.00	269908.00	3.79	305877.00	90351.00	396228.00	5.33
4	BIHAR	0.00	63462.00	63462.00	1.20	0.00	43145.00	43145.00	.63	0.00	49962.00	49962.00	.66
5	CHHATTISGARH	0.00	2070.00	2070.00	.12	0.00	5000.00	5000.00	.21	2525.00	17500.00	20025.00	.75
6	GOA	232953.00	47657.00	280610.00	18.72	297271.00	58500.00	355771.00	21.85	346850.00	75152.00	422002.00	23.56
7	GUJARAT	45931.00	174823.00	220754.00	1.83	60944.00	158580.00	219524.00	1.83	72965.00	171310.00	244275.00	2.07
8	HARYANA	10404.00	25837.00	36241.00	.70	6350.00	30693.00	37043.00	.63	10400.00	133363.00	143763.00	2.14
9	HIMACHAL PRADESH	20015.00	281390.00	301405.00	9.25	20899.00	293067.00	313966.00	8.76	33959.00	298783.00	332742.00	9.16
10	JAMMU & KASHMIR	997450.00	0.00	997450.00	29.46	997450.00	0.00	997450.00	27.26	1117900.00	0.00	1117900.00	26.34
11	JHARKHAND	0.00	10000.00	10000.00	.71	228611.00	9900.00	238511.00	11.96	73849.00	9900.00	83749.00	3.21
12	KARNATAKA	208318.00	355904.00	564222.00	5.48	455980.00	230110.00	686090.00	5.79	125000.00	239594.00	364594.00	2.78
13	KERALA	18431.00	360684.00	379115.00	3.56	17575.00	535503.00	553078.00	4.40	19500.00	589682.00	609182.00	4.32
14	MADHYA PRADESH	0.00	0.00	0.00	.00	5000.00	0.00	5000.00	.12	0.00	0.00	0.00	.00
15	MAHARASHTRA	60526.00	8537.00	69063.00	.17	89974.00	8994.00	98968.00	.25	0.00	8735.00	8735.00	.02
16	MANIPUR	9982.00	0.00	9982.00	1.49	61400.00	0.00	61400.00	7.90	31550.00	0.00	31550.00	4.37
17	MEGHALAYA	25100.00	3732.00	28832.00	4.80	2150.00	1680.00	3830.00	.59	3750.00	2209.00	5959.00	.85
18	MIZORAM	10501.00	7872.00	18373.00	4.05	7931.00	8520.00	16451.00	3.31	15650.00	9110.00	24760.00	4.74
19	NAGALAND	21797.00	7723.00	29520.00	4.90	290.00	7865.00	8155.00	1.87	630.00	8583.00	9213.00	1.93
20	ORISSA	57026.00	9539.00	66565.00	1.41	72202.00	6797.00	78999.00	1.56	88126.00	6797.00	94923.00	1.71
21	PUNJAB	0.00	159930.00	159930.00	1.30	0.00	75971.00	75971.00	.55	0.00	75971.00	75971.00	.53
22	RAJASTHAN	41025.00	593264.00	634289.00	5.28	26885.00	633673.00	660558.00	4.99	90532.00	829039.00	919571.00	5.73
23	SIKKIM	10768.00	0.00	10768.00	1.89	14257.00	0.00	14257.00	2.20	6250.00	0.00	6250.00	.86
24	TAMIL NADU	999.00	299267.00	300266.00	1.86	8576.00	324215.00	332791.00	1.95	12076.00	339644.00	351720.00	1.79
25	TRIPURA
26	UTTARANCHAL	17522.00	49203.00	66725.00	1.65	29002.00	76927.00	105929.00	1.97	17525.00	94739.00	112264.00	2.02
27	UTTAR PRADESH	0.00	679880.00	679880.00	3.52	2004980.00	1217160.00	3222140.00	14.22	3000001.00	1220368.00	4220369.00	17.83
28	WEST BENGAL	29985.00	143165.00	173150.00	.78	71080.00	206520.00	277600.00	1.16	83840.00	218330.00	302170.00	1.20
	TOTAL STATES	2573259.00	3623991.00	6197250.00	2.94	5054840.00	4284008.00	9338848.00	3.99	5752327.00	4862536.00	10614863.00	4.25
29	A. & N. ISLANDS	5637.00	10071.00	15708.00	4.65	7536.00	17880.00	25416.00	6.76	7958.00	18377.00	26335.00	6.41
30	CHANDIGARH	10509.00	194.00	10703.00	3.71	13425.00	267.00	13692.00	4.17	13800.00	300.00	14100.00	4.37
31	DADRA & NAGAR HAVELI	2059.00	707.00	2766.00	7.10	3000.00	1095.00	4095.00	9.36	3070.00	1070.00	4140.00	8.66
32	DAMAN & DIU	130.00	0.00	130.00	.21	400.00	0.00	400.00	.56	410.00	0.00	410.00	.57
33	DELHI	284677.00	4348998.00	4633675.00	59.68	598020.00	4849961.00	5447981.00	60.82	723000.00	5003401.00	5726401.00	58.02
34	LAKSHADWEEP	0.00	1027.00	1027.00	1.05	0.00	2270.00	2270.00	2.03	0.00	2936.00	2936.00	2.97
35	PONDICHERY	6542.00	867.00	7409.00	1.49	9481.00	887.00	10368.00	1.87	13357.00	887.00	14244.00	2.49
	TOTAL U.T.	309554.00	4361864.00	4671418.00	51.40	631862.00	4872360.00	5504222.00	52.70	761595.00	5026971.00	5788566.00	50.80
	TOTAL (STATE & UTs)	2882813.00	7985855.00	10868668.00	4.95	5686702.00	9156368.00	14843070.00	6.07	6513922.00	9889507.00	16403429.00	6.28

..NICNET..

STATEMENT NO. (11): PLAN & NON-PLAN BUDGETED EXPENDITURE ON ADULT EDUCATION

ACCOUNT: REVENUE ACCOUNT
PROGRAM: TOTAL EXPENDITURE

(RUPEES IN THOUSANDS)

SL. NO.	STATE/UNION TERRITORY	2003-04 (ACTUALS)				2004-05 (R.E.)				2005-06 (B.E.)			
		PLAN	NON-PLAN	TOTAL	% AGE TO TOTAL EXP. ON EDUCATION	PLAN	NON-PLAN	TOTAL	% AGE TO TOTAL EXP. ON EDUCATION	PLAN	NON-PLAN	TOTAL	% AGE TO TOTAL EXP. ON EDUCATION
1	ANDHRA PRADESH	119256.00	0.00	119256.00	.27	120000.00	0.00	120000.00	.26	120000.00	0.00	120000.00	.24
2	ARUNACHAL PRADESH	10620.00	5981.00	16601.00	1.02	12240.00	6920.00	19160.00	1.18	12600.00	5716.00	18316.00	1.19
3	ASSAM	17388.00	60683.00	78071.00	.34	27910.00	105672.00	133582.00	.48	42900.00	94805.00	137705.00	.44
4	BIHAR	37845.00	0.00	37845.00	.14	49406.00	0.00	49406.00	.12	90863.00	0.00	90863.00	.21
5	CHHATTISGARH	5363.00	0.00	5363.00	.06	76047.00	0.00	76047.00	.63	76047.00	0.00	76047.00	.59
6	GOA	801.00	5541.00	6342.00	.24	2272.00	6765.00	9037.00	.29	1350.00	7065.00	8415.00	.26
7	GUJARAT	201.00	11788.00	11989.00	.03	36825.00	9850.00	46675.00	.12	30500.00	10270.00	40770.00	.11
8	HARYANA	2001.00	4696.00	6697.00	.05	2000.00	6345.00	8345.00	.05	4000.00	8074.00	12074.00	.06
9	HIMACHAL PRADESH	0.00	4489.00	4489.00	.05	0.00	7909.00	7909.00	.08	0.00	8134.00	8134.00	.08
10	JAMMU & KASHMIR	2408.00	0.00	2408.00	.03	2408.00	0.00	2408.00	.03	2721.00	0.00	2721.00	.03
11	JHARKHAND	0.00	0.00	0.00	.00	24000.00	0.00	24000.00	.17	0.00	0.00	0.00	.00
12	KARNATAKA	14123.00	39328.00	53451.00	.15	10226.00	38717.00	48943.00	.11	27989.00	21979.00	49968.00	.11
13	KERALA	2000.00	0.00	2000.00	.01	3700.00	0.00	3700.00	.01	5000.00	0.00	5000.00	.01
14	MADHYA PRADESH	0.00	14414.00	14414.00	.06	0.00	15064.00	15064.00	.06	20494.00	100.00	20594.00	.08
15	MAHARASHTRA	728.00	97450.00	98178.00	.11	2376.00	107609.00	109985.00	.11	1000.00	112136.00	113136.00	.11
16	MANIPUR	5724.00	19368.00	25092.00	1.04	7636.00	21497.00	29133.00	.97	10700.00	20630.00	31330.00	1.00
17	MEGHALAYA	1806.00	14796.00	16602.00	.70	2000.00	17156.00	19156.00	.71	2400.00	18475.00	20875.00	.72
18	MIZORAM	8224.00	12047.00	20271.00	1.06	5150.00	12945.00	18095.00	.83	4200.00	13765.00	17965.00	.80
19	NAGALAND	13400.00	5285.00	18685.00	.81	13400.00	5305.00	18705.00	.84	6600.00	5725.00	12325.00	.51
20	ORISSA	17257.00	0.00	17257.00	.09	18000.00	0.00	18000.00	.09	18000.00	0.00	18000.00	.08
21	PUNJAB	0.00	0.00	0.00	.00	12800.00	0.00	12800.00	.06	25000.00	0.00	25000.00	.11
22	RAJASTHAN	3367.00	28982.00	32349.00	.09	112750.00	31022.00	143772.00	.36	122600.00	32812.00	155412.00	.32
23	SIKKIM	100.00	0.00	100.00	.01	500.00	0.00	500.00	.03	400.00	0.00	400.00	.02
24	TAMIL NADU	0.00	5112.00	5112.00	.01	1001.00	5242.00	6243.00	.01	4300.00	5797.00	10097.00	.02
25	TRIPURA
26	UTTARANCHAL
27	UTTAR PRADESH
28	WEST BENGAL	5375.00	26773.00	32148.00	.07	11172.00	36270.00	47442.00	.09	16550.00	37823.00	54373.00	.10
TOTAL STATES		267987.00	356733.00	624720.00	.10	553819.00	434288.00	988107.00	.14	646214.00	403306.00	1049520.00	.14
29	A. & N. ISLANDS	0.00	2514.00	2514.00	.26	0.00	3024.00	3024.00	.27	0.00	3198.00	3198.00	.27
30	CHANDIGARH	2145.00	440.00	2585.00	.18	3400.00	500.00	3900.00	.22	3100.00	525.00	3625.00	.21
31	DADRA & NAGAR HAVELI	0.00	242.00	242.00	.13	0.00	250.00	250.00	.11	0.00	300.00	300.00	.14
32	DAMAN & DIU	28.00	332.00	360.00	.22	200.00	400.00	600.00	.23	200.00	400.00	600.00	.30
33	DELHI	10863.00	269557.00	280420.00	2.49	19000.00	321704.00	340704.00	2.14	25000.00	358409.00	383409.00	2.38
34	LAKSHADWEEP
35	PONDICHERRY	40.00	1930.00	1970.00	.13	0.00	2232.00	2232.00	.13	0.00	2232.00	2232.00	.13
TOTAL U.T.		13076.00	275015.00	288091.00	1.84	22600.00	328110.00	350710.00	1.65	28300.00	365064.00	393364.00	1.84
TOTAL (STATE & UTs)		281063.00	631748.00	912811.00	.15	576419.00	762398.00	1338817.00	.18	674514.00	768370.00	1442884.00	.19
CENTRE TOTAL		2318722.00	18506.00	2337228.00	2.30	2330000.00	20500.00	2350500.00	1.78	2610000.00	22400.00	2632400.00	1.44
GRAND TOTAL		2599785.00	650254.00	3250039.00	.44	2906419.00	782898.00	3689317.00	.43	3284514.00	790770.00	4075284.00	.42

..NICNET..

STATEMENT NO. (12): PLAN & NON-PLAN BUDGETED EXPENDITURE ON ADULT EDUCATION (Sub-head wise)

ACCOUNT: REVENUE ACCOUNT
PROGRAM: DIRECTION & ADMINISTRATION

(RUPEES IN THOUSANDS)

SL. NO.	STATE/UNION TERRITORY	2003-04 (ACTUALS)				2004-05 (R.E.)				2005-06 (B.E.)			
		PLAN	NON-PLAN	TOTAL	% AGE TO TOTAL EXP. ON ADL. EDN.	PLAN	NON-PLAN	TOTAL	% AGE TO TOTAL EXP. ON ADL. EDN.	PLAN	NON-PLAN	TOTAL	% AGE TO TOTAL EXP. ON ADL. EDN.
1	ANDHRA PRADESH	75556.00	0.00	75556.00	63.36	63230.00	0.00	63230.00	52.69	85000.00	0.00	85000.00	70.83
2	ARUNACHAL PRADESH	10620.00	5981.00	16601.00	100.00	12240.00	6920.00	19160.00	100.00	12600.00	5716.00	18316.00	100.00
3	ASSAM	16820.00	60292.00	77112.00	98.77	12755.00	95672.00	108427.00	81.17	13845.00	94805.00	108650.00	78.90
4	BIHAR
5	CHHATTISGARH
6	GOA
7	GUJARAT	0.00	907.00	907.00	7.57	0.00	850.00	850.00	1.82	0.00	1200.00	1200.00	2.94
8	HARYANA
9	HIMACHAL PRADESH
10	JAMMU & KASHMIR
11	JHARKHAND
12	KARNATAKA	10662.00	3933.00	14595.00	27.31	4000.00	3436.00	7436.00	15.19	24000.00	4024.00	28024.00	56.08
13	KERALA	0.00	0.00	0.00	.00	0.00	0.00	0.00	.00	1000.00	0.00	1000.00	20.00
14	MADHYA PRADESH	0.00	14414.00	14414.00	100.00	0.00	15064.00	15064.00	100.00	0.00	100.00	100.00	.49
15	MAHARASHTRA
16	MANIPUR	5724.00	19368.00	25092.00	100.00	7636.00	21497.00	29133.00	100.00	10700.00	20630.00	31330.00	100.00
17	MEGHALAYA	506.00	1008.00	1514.00	9.12	900.00	1160.00	2060.00	10.75	1000.00	1262.00	2262.00	10.84
18	MIZORAM	8224.00	10031.00	18255.00	90.05	5150.00	10705.00	15855.00	87.62	4200.00	11385.00	15585.00	86.75
19	NAGALAND
20	ORISSA	8747.00	0.00	8747.00	50.69	8276.00	0.00	8276.00	45.98	8276.00	0.00	8276.00	45.98
21	PUNJAB
22	RAJASTHAN
23	SIKKIM
24	TAMIL NADU	0.00	5112.00	5112.00	100.00	0.00	5242.00	5242.00	83.97	0.00	5797.00	5797.00	57.41
25	TRIPURA
26	UTTARANCHAL
27	UTTAR PRADESH
28	WEST BENGAL	4445.00	49.00	4494.00	13.98	3000.00	580.00	3580.00	7.55	4000.00	604.00	4604.00	8.47
TOTAL STATES		141304.00	121095.00	262399.00	42.00	117187.00	161126.00	278313.00	28.17	164621.00	145523.00	310144.00	29.55
29	A. & N. ISLANDS
30	CHANDIGARH
31	DADRA & NAGAR HAVELI
32	DAMAN & DIU
33	DELHI	0.00	1685.00	1685.00	.60	0.00	654.00	654.00	.19	0.00	2150.00	2150.00	.56
34	LAKSHADWEEP
35	PONDICHERRY
TOTAL U.T.		0.00	1685.00	1685.00	.58	0.00	654.00	654.00	.19	0.00	2150.00	2150.00	.55
TOTAL (STATE & UTs)		141304.00	122780.00	264084.00	28.93	117187.00	161780.00	278967.00	20.84	164621.00	147673.00	312294.00	21.64

..NICNET..

STATEMENT NO. (12): PLAN & NON-PLAN BUDGETED EXPENDITURE ON ADULT EDUCATION (Sub-head wise)

ACCOUNT: REVENUE ACCOUNT
PROGRAM: RURAL FUNCTIONAL LITERACY PROGRAMME

(RUPEES IN THOUSANDS)

SL. NO.	STATE/UNION TERRITORY	2003-04 (ACTUALS)				2004-05 (R.E.)				2005-06 (B.E.)			
		PLAN	NON-PLAN	TOTAL	% AGE TO TOTAL EXP. ON ADL. EDN.	PLAN	NON-PLAN	TOTAL	% AGE TO TOTAL EXP. ON ADL. EDN.	PLAN	NON-PLAN	TOTAL	% AGE TO TOTAL EXP. ON ADL. EDN.
1	ANDHRA PRADESH	33733.00	0.00	33733.00	28.29	24736.00	0.00	24736.00	20.61	5000.00	0.00	5000.00	4.17
2	ARUNACHAL PRADESH
3	ASSAM
4	BIHAR
5	CHHATTISGARH
6	GOA
7	GUJARAT	0.00	9580.00	9580.00	79.91	0.00	9000.00	9000.00	19.28	0.00	9070.00	9070.00	22.25
8	HARYANA
9	HIMACHAL PRADESH
10	JAMMU & KASHMIR
11	JHARKHAND
12	KARNATAKA
13	KERALA	2000.00	0.00	2000.00	100.00	3700.00	0.00	3700.00	100.00	4000.00	0.00	4000.00	80.00
14	MADHYA PRADESH
15	MAHARASHTRA
16	MANIPUR
17	MEGHALAYA	0.00	190.00	190.00	1.14	0.00	200.00	200.00	1.04	0.00	210.00	210.00	1.01
18	MIZORAM	0.00	1769.00	1769.00	8.73	0.00	1790.00	1790.00	9.89	0.00	1900.00	1900.00	10.58
19	NAGALAND	13300.00	4196.00	17496.00	93.64	13300.00	4276.00	17576.00	93.96	6500.00	4596.00	11096.00	90.03
20	ORISSA
21	PUNJAB
22	RAJASTHAN
23	SIKKIM
24	TAMIL NADU
25	TRIPURA
26	UTTARANCHAL
27	UTTAR PRADESH
28	WEST BENGAL	0.00	98.00	98.00	.30	0.00	1915.00	1915.00	4.04	0.00	1988.00	1988.00	3.66
	TOTAL STATES	49033.00	15833.00	64866.00	10.38	41736.00	17181.00	58917.00	5.96	15500.00	17764.00	33264.00	3.17
29	A. & N. ISLANDS
30	CHANDIGARH
31	DADRA & NAGAR HAVELI
32	DAMAN & DIU
33	DELHI
34	LAKSHADWEEP
35	PONDICHERRY
	TOTAL U.T.	0.00	0.00	0.00	.00	0.00	0.00	0.00	.00	0.00	0.00	0.00	.00
	TOTAL (STATE & UTs)	49033.00	15833.00	64866.00	7.11	41736.00	17181.00	58917.00	4.40	15500.00	17764.00	33264.00	2.31

..NICNET..

STATEMENT NO. (12): PLAN & NON-PLAN BUDGETED EXPENDITURE ON ADULT EDUCATION (Sub-head wise)

ACCOUNT: REVENUE ACCOUNT
PROGRAM: STATE ADULT EDUCATION PROGRAMME

(RUPEES IN THOUSANDS)

SL. NO.	STATE/UNION TERRITORY	2003-04 (ACTUALS)				2004-05 (R.E.)				2005-06 (B.E.)			
		PLAN	NON-PLAN	TOTAL	% AGE TO TOTAL EXP. ON ADL. EDN.	PLAN	NON-PLAN	TOTAL	% AGE TO TOTAL EXP. ON ADL. EDN.	PLAN	NON-PLAN	TOTAL	% AGE TO TOTAL EXP. ON ADL. EDN.
1	ANDHRA PRADESH
2	ARUNACHAL PRADESH
3	ASSAM
4	BIHAR
5	CHHATTISGARH
6	GOA
7	GUJARAT
8	HARYANA	1.00	0.00	1.00	.01	0.00	0.00	0.00	.00	0.00	0.00	0.00	.00
9	HIMACHAL PRADESH
10	JAMMU & KASHMIR
11	JHARKHAND
12	KARNATAKA
13	KERALA
14	MADHYA PRADESH
15	MAHARASHTRA
16	MANIPUR
17	MEGHALAYA	1150.00	13598.00	14748.00	88.83	950.00	15796.00	16746.00	87.42	1250.00	17003.00	18253.00	87.44
18	MIZORAM
19	NAGALAND
20	ORISSA
21	PUNJAB
22	RAJASTHAN
23	SIKKIM
24	TAMIL NADU
25	TRIPURA
26	UTTARANCHAL
27	UTTAR PRADESH
28	WEST BENGAL
TOTAL STATES		1151.00	13598.00	14749.00	2.36	950.00	15796.00	16746.00	1.69	1250.00	17003.00	18253.00	1.74
29	A. & N. ISLANDS
30	CHANDIGARH
31	DADRA & NAGAR HAVELI
32	DAMAN & DIU
33	DELHI
34	LAKSHADWEEP
35	PONDICHERRY
TOTAL U.T.		0.00	0.00	0.00	.00	0.00	0.00	0.00	.00	0.00	0.00	0.00	.00
TOTAL (STATE & UTs)		1151.00	13598.00	14749.00	1.62	950.00	15796.00	16746.00	1.25	1250.00	17003.00	18253.00	1.27

..NICNET..

STATEMENT NO. (12): PLAN & NON-PLAN BUDGETED EXPENDITURE ON ADULT EDUCATION (Sub-head wise)

ACCOUNT: REVENUE ACCOUNT
PROGRAM: OTHER ADULT EDUCATION PROGRAMME

(RUPEES IN THOUSANDS)

SL. NO.	STATE/UNION TERRITORY	2003-04 (ACTUALS)				2004-05 (R.E.)				2005-06 (B.E.)			
		PLAN	NON-PLAN	TOTAL	% AGE TO TOTAL EXP. ON ADL. EDN.	PLAN	NON-PLAN	TOTAL	% AGE TO TOTAL EXP. ON ADL. EDN.	PLAN	NON-PLAN	TOTAL	% AGE TO TOTAL EXP. ON ADL. EDN.
1	ANDHRA PRADESH	0.00	0.00	0.00	.00	6864.00	0.00	6864.00	5.72	2500.00	0.00	2500.00	2.08
2	ARUNACHAL PRADESH
3	ASSAM	208.00	0.00	208.00	.27	2545.00	0.00	2545.00	1.91	2725.00	0.00	2725.00	1.98
4	BIHAR
5	CHHATTISGARH	5363.00	0.00	5363.00	100.00	76047.00	0.00	76047.00	100.00	76047.00	0.00	76047.00	100.00
6	GOA	142.00	5541.00	5683.00	89.61	172.00	6765.00	6937.00	76.76	250.00	7065.00	7315.00	86.93
7	GUJARAT	0.00	0.00	0.00	.00	35922.00	0.00	35922.00	76.96	28634.00	0.00	28634.00	70.23
8	HARYANA	2000.00	4696.00	6696.00	99.99	2000.00	6345.00	8345.00	100.00	4000.00	8074.00	12074.00	100.00
9	HIMACHAL PRADESH	0.00	3672.00	3672.00	81.80	0.00	7035.00	7035.00	88.95	0.00	7242.00	7242.00	89.03
10	JAMMU & KASHMIR
11	JHARKHAND
12	KARNATAKA
13	KERALA
14	MADHYA PRADESH
15	MAHARASHTRA	728.00	10363.00	11091.00	11.30	2376.00	9952.00	12328.00	11.21	1000.00	11618.00	12618.00	11.15
16	MANIPUR
17	MEGHALAYA
18	MIZORAM	0.00	247.00	247.00	1.22	0.00	450.00	450.00	2.49	0.00	480.00	480.00	2.67
19	NAGALAND	100.00	1089.00	1189.00	6.36	100.00	1029.00	1129.00	6.04	100.00	1129.00	1229.00	9.97
20	ORISSA	4628.00	0.00	4628.00	26.82	5000.00	0.00	5000.00	27.78	5000.00	0.00	5000.00	27.78
21	PUNJAB
22	RAJASTHAN	3367.00	26558.00	29925.00	92.51	112749.00	28112.00	140861.00	97.98	118399.00	29702.00	148101.00	95.30
23	SIKKIM	100.00	0.00	100.00	100.00	500.00	0.00	500.00	100.00	400.00	0.00	400.00	100.00
24	TAMIL NADU	0.00	0.00	0.00	.00	1001.00	0.00	1001.00	16.03	4300.00	0.00	4300.00	42.59
25	TRIPURA
26	UTTARANCHAL
27	UTTAR PRADESH
28	WEST BENGAL	0.00	24974.00	24974.00	77.68	50.00	27823.00	27873.00	58.75	50.00	28996.00	29046.00	53.42
TOTAL STATES		16636.00	77140.00	93776.00	15.01	245326.00	87511.00	332837.00	33.68	243405.00	94306.00	337711.00	32.18
29	A. & N. ISLANDS	0.00	2514.00	2514.00	100.00	0.00	3024.00	3024.00	100.00	0.00	3198.00	3198.00	100.00
30	CHANDIGARH
31	DADRA & NAGAR HAVELI	0.00	242.00	242.00	100.00	0.00	250.00	250.00	100.00	0.00	300.00	300.00	100.00
32	DAMAN & DIU	28.00	332.00	360.00	100.00	200.00	400.00	600.00	100.00	200.00	400.00	600.00	100.00
33	DELHI	0.00	1167.00	1167.00	.42	0.00	800.00	800.00	.23	0.00	2009.00	2009.00	.52
34	LAKSHADWEEP
35	PONDICHERRY	40.00	1930.00	1970.00	100.00	0.00	2232.00	2232.00	100.00	0.00	2232.00	2232.00	100.00
TOTAL U.T.		68.00	6185.00	6253.00	2.17	200.00	6706.00	6906.00	1.97	200.00	8139.00	8339.00	2.12
TOTAL (STATE & UTs)		16704.00	83325.00	100029.00	10.96	245526.00	94217.00	339743.00	25.38	243605.00	102445.00	346050.00	23.98

..NICNET..

STATEMENT NO. (12): PLAN & NON-PLAN BUDGETED EXPENDITURE ON ADULT EDUCATION (Sub-head wise)

ACCOUNT: REVENUE ACCOUNT
PROGRAM: OTHER EXPENDITURE

(RUPEES IN THOUSANDS)

SL. NO.	STATE/UNION TERRITORY	2003-04 (ACTUALS)				2004-05 (R.E.)				2005-06 (B.E.)			
		PLAN	NON-PLAN	TOTAL	% AGE TO TOTAL EXP. ON ADL. EDN.	PLAN	NON-PLAN	TOTAL	% AGE TO TOTAL EXP. ON ADL. EDN.	PLAN	NON-PLAN	TOTAL	% AGE TO TOTAL EXP. ON ADL. EDN.
1	ANDHRA PRADESH	9967.00	0.00	9967.00	8.36	25170.00	0.00	25170.00	20.98	27500.00	0.00	27500.00	22.92
2	ARUNACHAL PRADESH
3	ASSAM	360.00	391.00	751.00	.96	12610.00	10000.00	22610.00	16.93	26330.00	0.00	26330.00	19.12
4	BIHAR	37845.00	0.00	37845.00	100.00	49406.00	0.00	49406.00	100.00	90863.00	0.00	90863.00	100.00
5	CHHATTISGARH
6	GOA	659.00	0.00	659.00	10.39	2100.00	0.00	2100.00	23.24	1100.00	0.00	1100.00	13.07
7	GUJARAT	201.00	1301.00	1502.00	12.53	903.00	0.00	903.00	1.93	1866.00	0.00	1866.00	4.58
8	HARYANA
9	HIMACHAL PRADESH	0.00	817.00	817.00	18.20	0.00	874.00	874.00	11.05	0.00	892.00	892.00	10.97
10	JAMMU & KASHMIR	2408.00	0.00	2408.00	100.00	2408.00	0.00	2408.00	100.00	2721.00	0.00	2721.00	100.00
11	JHARKHAND	0.00	0.00	0.00	.00	24000.00	0.00	24000.00	100.00	0.00	0.00	0.00	.00
12	KARNATAKA	3461.00	35395.00	38856.00	72.69	6226.00	35281.00	41507.00	84.81	3989.00	17955.00	21944.00	43.92
13	KERALA
14	MADHYA PRADESH	0.00	0.00	0.00	.00	0.00	0.00	0.00	.00	20494.00	0.00	20494.00	99.51
15	MAHARASHTRA	0.00	87087.00	87087.00	88.70	0.00	97657.00	97657.00	88.79	0.00	100518.00	100518.00	88.85
16	MANIPUR
17	MEGHALAYA	150.00	0.00	150.00	.90	150.00	0.00	150.00	.78	150.00	0.00	150.00	.72
18	MIZORAM
19	NAGALAND
20	ORISSA	3882.00	0.00	3882.00	22.50	4724.00	0.00	4724.00	26.24	4724.00	0.00	4724.00	26.24
21	PUNJAB	0.00	0.00	0.00	.00	12800.00	0.00	12800.00	100.00	25000.00	0.00	25000.00	100.00
22	RAJASTHAN	0.00	2424.00	2424.00	7.49	1.00	2910.00	2911.00	2.02	4201.00	3110.00	7311.00	4.70
23	SIKKIM
24	TAMIL NADU
25	TRIPURA
26	UTTARANCHAL
27	UTTAR PRADESH
28	WEST BENGAL	930.00	1652.00	2582.00	8.03	8122.00	5952.00	14074.00	29.67	12500.00	6235.00	18735.00	34.46
TOTAL STATES		59863.00	129067.00	188930.00	30.24	148620.00	152674.00	301294.00	30.49	221438.00	128710.00	350148.00	33.36
29	A. & N. ISLANDS
30	CHANDIGARH	2145.00	440.00	2585.00	100.00	3400.00	500.00	3900.00	100.00	3100.00	525.00	3625.00	100.00
31	DADRA & NAGAR HAVELI
32	DAMAN & DIU
33	DELHI	10863.00	266705.00	277568.00	98.98	19000.00	320250.00	339250.00	99.57	25000.00	354250.00	379250.00	98.92
34	LAKSHADWEEP
35	PONDICHERRY
TOTAL U.T.		13008.00	267145.00	280153.00	97.24	22400.00	320750.00	343150.00	97.84	28100.00	354775.00	382875.00	97.33
TOTAL (STATE & UTs)		72871.00	396212.00	469083.00	51.39	171020.00	473424.00	644444.00	48.14	249538.00	483485.00	733023.00	50.80

..NICNET..

STATEMENT NO. (13): PLAN & NON-PLAN BUDGETED EXPENDITURE ON UNIVERSITY & OTHER HIGHER EDUCATION

ACCOUNT: REVENUE ACCOUNT
PROGRAM: TOTAL EXPENDITURE

(RUPEES IN THOUSANDS)

SL. NO.	STATE/UNION TERRITORY	2003-04 (ACTUALS)				2004-05 (R.E.)				2005-06 (B.E.)			
		PLAN	NON-PLAN	TOTAL	% AGE TO TOTAL EXP. ON EDUCATION	PLAN	NON-PLAN	TOTAL	% AGE TO TOTAL EXP. ON EDUCATION	PLAN	NON-PLAN	TOTAL	% AGE TO TOTAL EXP. ON EDUCATION
1	ANDHRA PRADESH	399710.00	8267858.00	8667568.00	19.95	227029.00	8640552.00	8867581.00	18.98	229529.00	9404042.00	9633571.00	19.17
2	ARUNACHAL PRADESH	113943.00	47244.00	161187.00	9.93	99069.00	90748.00	189817.00	11.69	65660.00	136407.00	202067.00	13.08
3	ASSAM	420371.00	1837400.00	2257771.00	9.88	258480.00	2599765.00	2858245.00	10.18	242035.00	2264934.00	2506969.00	8.07
4	BIHAR	43568.00	4377635.00	4421203.00	15.79	78594.00	5190680.00	5269274.00	12.84	26000.00	6672586.00	6698586.00	15.37
5	CHHATTISGARH	345474.00	708799.00	1054273.00	11.58	483250.00	941874.00	1425124.00	11.88	369911.00	980236.00	1350147.00	10.52
6	GOA	104637.00	240354.00	344991.00	13.29	361532.00	242135.00	603667.00	19.16	158013.00	247135.00	405148.00	12.66
7	GUJARAT	76872.00	3414699.00	3491571.00	9.71	93080.00	3437539.00	3530619.00	9.03	105651.00	3327865.00	3433516.00	9.17
8	HARYANA	212433.00	1884686.00	2097119.00	14.10	202950.00	2034689.00	2237639.00	13.22	190700.00	2275014.00	2465714.00	12.41
9	HIMACHAL PRADESH	98500.00	680261.00	778761.00	8.19	59400.00	555020.00	614420.00	6.07	117500.00	515564.00	633064.00	6.15
10	JAMMU & KASHMIR	92500.00	834542.00	927042.00	10.62	92500.00	960154.00	1052654.00	11.29	104525.00	1144649.00	1249174.00	11.61
11	JHARKHAND	0.00	1275647.00	1275647.00	13.53	145840.00	1272081.00	1417921.00	9.84	249000.00	2468179.00	2717179.00	14.95
12	KARNATAKA	141551.00	4618600.00	4760151.00	12.94	109300.00	4750730.00	4860030.00	10.99	147500.00	4917999.00	5065499.00	10.69
13	KERALA	251303.00	4763049.00	5014352.00	16.63	232050.00	4982507.00	5214557.00	14.81	290000.00	5403390.00	5693390.00	15.19
14	MADHYA PRADESH	175754.00	2440679.00	2616433.00	11.41	317065.00	3036768.00	3353833.00	12.99	287672.00	3220749.00	3508421.00	12.96
15	MAHARASHTRA	108269.00	8368059.00	8476328.00	9.21	61864.00	8963710.00	9025574.00	9.10	109361.00	9616519.00	9725880.00	9.78
16	MANIPUR	65764.00	454810.00	520574.00	21.49	265200.00	509091.00	774291.00	25.83	580800.00	444674.00	1025474.00	32.65
17	MEGHALAYA	23855.00	239503.00	263358.00	11.14	32826.00	248354.00	281180.00	10.39	37115.00	263729.00	300844.00	10.36
18	MIZORAM	98314.00	108064.00	206378.00	10.84	100100.00	124945.00	225045.00	10.28	108430.00	133435.00	241865.00	10.78
19	NAGALAND	46468.00	110775.00	157243.00	6.79	62316.00	111822.00	174138.00	7.84	71700.00	113306.00	185006.00	7.70
20	ORISSA	621694.00	2017168.00	2638862.00	14.36	444990.00	2255982.00	2700972.00	13.95	724879.00	2245190.00	2970069.00	13.85
21	PUNJAB	0.00	2437779.00	2437779.00	11.99	6000.00	2443559.00	2449559.00	10.96	35200.00	2204165.00	2239365.00	9.65
22	RAJASTHAN	85091.00	2615502.00	2700593.00	7.52	63032.00	2604853.00	2667885.00	6.69	222273.00	2709014.00	2931287.00	5.96
23	SIKKIM	23411.00	11318.00	34729.00	2.66	29755.00	21422.00	51177.00	3.44	31005.00	14803.00	45808.00	2.84
24	TAMIL NADU	22027.00	4586718.00	4608745.00	11.26	27307.00	5007540.00	5034847.00	11.25	29057.00	5495210.00	5524267.00	10.83
25	TRIPURA	9560.00	209459.00	219019.00	4.62	9014.00	229885.00	238899.00	4.76	15759.00	250285.00	266044.00	4.93
26	UTTARANCHAL	198846.00	545863.00	744709.00	7.64	270224.00	625747.00	895971.00	7.72	293960.00	640574.00	934534.00	7.48
27	UTTAR PRADESH	62029.00	4909049.00	4971078.00	8.25	783945.00	5388430.00	6172375.00	8.76	369915.00	5322127.00	5692042.00	7.35
28	WEST BENGAL	33399.00	5920680.00	5954079.00	13.42	116682.00	6372881.00	6489563.00	12.63	61215.00	6681451.00	6742666.00	12.31
TOTAL STATES		3875343.00	67926200.00	71801543.00	11.71	5033394.00	73643463.00	78676857.00	11.19	5274365.00	79113231.00	84387596.00	11.14
29	A. & N. ISLANDS	29748.00	31598.00	61346.00	6.33	34967.00	35642.00	70609.00	6.41	39668.00	37229.00	76897.00	6.57
30	CHANDIGARH	6661.00	557302.00	563963.00	39.46	8300.00	594305.00	602605.00	33.88	5900.00	634740.00	640640.00	37.64
31	DADRA & NAGAR HAVELI	0.00	0.00	0.00	.00	100.00	0.00	100.00	.04	100.00	0.00	100.00	.05
32	DAMAN & DIU	604.00	10597.00	11201.00	6.81	800.00	12400.00	13200.00	5.02	1900.00	10900.00	12800.00	6.46
33	DELHI	129613.00	207484.00	337097.00	3.00	103500.00	250000.00	353500.00	2.22	121700.00	270000.00	391700.00	2.44
34	LAKSHADWEEP	158.00	11.00	169.00	.09	400.00	0.00	400.00	.17	360.00	0.00	360.00	.18
35	PONDICHERY	61653.00	149014.00	210667.00	14.10	90308.00	164110.00	254418.00	15.08	126391.00	165986.00	292377.00	16.68
TOTAL U.T.		228437.00	956006.00	1184443.00	7.55	238375.00	1056457.00	1294832.00	6.11	296019.00	1118855.00	1414874.00	6.64
TOTAL (STATE & UTs)		4103780.00	68882206.00	72985986.00	11.61	5271769.00	74699920.00	79971689.00	11.04	5570384.00	80232086.00	85802470.00	11.02
CENTRE TOTAL		5604352.00	12011063.00	17615415.00	17.31	7109500.00	12902200.00	20011700.00	15.13	7894600.00	13188000.00	21082600.00	11.50
GRAND TOTAL		9708132.00	80893269.00	90601401.00	12.40	12381269.00	87602120.00	99983389.00	11.67	13464984.00	93420086.00	106885070.00	11.11

..NICNET..

STATEMENT NO. (14): PLAN & NON-PLAN BUDGETED EXPENDITURE ON UNIVERSITY & OTHER HIGHER EDUCATION (Sub-head wise)

ACCOUNT: REVENUE ACCOUNT
PROGRAM: DIRECTION & ADMINISTRATION

(RUPEES IN THOUSANDS)

SL. NO.	STATE/UNION TERRITORY	2003-04 (ACTUALS)				2004-05 (R.E.)				2005-06 (B.E.)			
		PLAN	NON-PLAN	TOTAL	% AGE TO TOTAL EXP. ON UNV. EDN.	PLAN	NON-PLAN	TOTAL	% AGE TO TOTAL EXP. ON UNV. EDN.	PLAN	NON-PLAN	TOTAL	% AGE TO TOTAL EXP. ON UNV. EDN.
1	ANDHRA PRADESH	21100.00	72585.00	93685.00	1.08	11912.00	118126.00	130038.00	1.47	11912.00	249411.00	261323.00	2.71
2	ARUNACHAL PRADESH	26493.00	47244.00	73737.00	45.75	4512.00	44848.00	49360.00	26.00	5750.00	50507.00	56257.00	27.84
3	ASSAM	1100.00	13924.00	15024.00	.67	5995.00	17123.00	23118.00	.81	6575.00	14266.00	20841.00	.83
4	BIHAR	721.00	10426.00	11147.00	.25	700.00	10396.00	11096.00	.21	2000.00	8466.00	10466.00	.16
5	CHHATTISGARH	25.00	8495.00	8520.00	.81	3900.00	9671.00	13571.00	.95	8888.00	10488.00	19376.00	1.44
6	GOA	3094.00	0.00	3094.00	.90	7160.00	0.00	7160.00	1.19	7430.00	0.00	7430.00	1.83
7	GUJARAT	347.00	3881.00	4228.00	.12	200.00	4500.00	4700.00	.13	0.00	4215.00	4215.00	.12
8	HARYANA	8935.00	67213.00	76148.00	3.63	13056.00	114325.00	127381.00	5.69	32105.00	118914.00	151019.00	6.12
9	HIMACHAL PRADESH
10	JAMMU & KASHMIR
11	JHARKHAND	0.00	533.00	533.00	.04	0.00	2513.00	2513.00	.18	0.00	4012.00	4012.00	.15
12	KARNATAKA	5463.00	43280.00	48743.00	1.02	6000.00	38655.00	44655.00	.92	7000.00	40496.00	47496.00	.94
13	KERALA	0.00	46305.00	46305.00	.92	0.00	51531.00	51531.00	.99	0.00	51357.00	51357.00	.90
14	MADHYA PRADESH	32.00	32973.00	33005.00	1.26	13227.00	49313.00	62540.00	1.86	42462.00	51140.00	93602.00	2.67
15	MAHARASHTRA
16	MANIPUR	208.00	16272.00	16480.00	3.17	7700.00	9707.00	17407.00	2.25	5050.00	9680.00	14730.00	1.44
17	MEGHALAYA	0.00	1046.00	1046.00	.40	200.00	3194.00	3394.00	1.21	600.00	3426.00	4026.00	1.34
18	MIZORAM	915.00	5891.00	6806.00	3.30	3260.00	6785.00	10045.00	4.46	1650.00	7225.00	8875.00	3.67
19	NAGALAND	3501.00	9980.00	13481.00	8.57	3859.00	4962.00	8821.00	5.07	3540.00	5061.00	8601.00	4.65
20	ORISSA	12283.00	21370.00	33653.00	1.28	17528.00	20149.00	37677.00	1.39	17528.00	21561.00	39089.00	1.32
21	PUNJAB	0.00	0.00	0.00	.00	0.00	300.00	300.00	.01	0.00	300.00	300.00	.01
22	RAJASTHAN	149.00	26550.00	26699.00	.99	185.00	28434.00	28619.00	1.07	1120.00	31044.00	32164.00	1.10
23	SIKKIM
24	TAMIL NADU	1997.00	53175.00	55172.00	1.20	3119.00	50384.00	53503.00	1.06	7119.00	56794.00	63913.00	1.16
25	TRIPURA	300.00	12296.00	12596.00	5.75	64.00	11666.00	11730.00	4.91	64.00	12880.00	12944.00	4.87
26	UTTARANCHAL	0.00	6248.00	6248.00	.84	0.00	7557.00	7557.00	.84	0.00	7886.00	7886.00	.84
27	UTTAR PRADESH	0.00	33540.00	33540.00	.67	0.00	39181.00	39181.00	.63	0.00	37472.00	37472.00	.66
28	WEST BENGAL	0.00	43037.00	43037.00	.72	0.00	45737.00	45737.00	.70	0.00	47567.00	47567.00	.71
TOTAL STATES		86663.00	576264.00	662927.00	.92	102577.00	689057.00	791634.00	1.01	160793.00	844168.00	1004961.00	1.19
29	A. & N. ISLANDS
30	CHANDIGARH
31	DADRA & NAGAR HAVELI	0.00	0.00	0.00	.00	100.00	0.00	100.00	100.00	100.00	0.00	100.00	100.00
32	DAMAN & DIU	604.00	10597.00	11201.00	100.00	800.00	12400.00	13200.00	100.00	1900.00	10900.00	12800.00	100.00
33	DELHI	3895.00	0.00	3895.00	1.16	5000.00	0.00	5000.00	1.41	6000.00	0.00	6000.00	1.53
34	LAKSHADWEEP
35	PONDICHERY
TOTAL U.T.		4499.00	10597.00	15096.00	1.27	5900.00	12400.00	18300.00	1.41	8000.00	10900.00	18900.00	1.34
TOTAL (STATE & UTs)		91162.00	586861.00	678023.00	.93	108477.00	701457.00	809934.00	1.01	168793.00	855068.00	1023861.00	1.19

..NICNET..

STATEMENT NO. (14): PLAN & NON-PLAN BUDGETED EXPENDITURE ON UNIVERSITY & OTHER HIGHER EDUCATION (Sub-head wise)

ACCOUNT: REVENUE ACCOUNT
PROGRAM: ASSISTANCE TO UNIVERSITIES

(RUPEES IN THOUSANDS)

SL. NO.	STATE/UNION TERRITORY	2003-04 (ACTUALS)				2004-05 (R.E.)				2005-06 (B.E.)			
		PLAN	NON-PLAN	TOTAL	% AGE TO TOTAL EXP. ON UNV. EDN.	PLAN	NON-PLAN	TOTAL	% AGE TO TOTAL EXP. ON UNV. EDN.	PLAN	NON-PLAN	TOTAL	% AGE TO TOTAL EXP. ON UNV. EDN.
1	ANDHRA PRADESH	0.00	2169708.00	2169708.00	25.03	15678.00	2166494.00	2182172.00	24.61	15678.00	2342347.00	2358025.00	24.48
2	ARUNACHAL PRADESH	65000.00	0.00	65000.00	40.33	40000.00	45900.00	85900.00	45.25	0.00	85900.00	85900.00	42.51
3	ASSAM	30000.00	288000.00	318000.00	14.08	40000.00	362928.00	402928.00	14.10	40000.00	314200.00	354200.00	14.13
4	BIHAR	4148.00	4260794.00	4264942.00	96.47	37600.00	5052312.00	5089912.00	96.60	4700.00	6495134.00	6499834.00	97.03
5	CHHATTISGARH	240157.00	159264.00	399421.00	37.89	316730.00	104700.00	421430.00	29.57	131485.00	245905.00	377390.00	27.95
6	GOA	53987.00	37800.00	91787.00	26.61	26001.00	40100.00	66101.00	10.95	39810.00	42500.00	82310.00	20.32
7	GUJARAT	25300.00	850117.00	875417.00	25.07	34650.00	873889.00	908539.00	25.73	39101.00	845920.00	885021.00	25.78
8	HARYANA	166315.00	330750.00	497065.00	23.70	136000.00	347285.00	483285.00	21.60	60000.00	375067.00	435067.00	17.64
9	HIMACHAL PRADESH	0.00	199184.00	199184.00	25.58	40000.00	151770.00	191770.00	31.21	90000.00	101770.00	191770.00	30.29
10	JAMMU & KASHMIR	0.00	404630.00	404630.00	43.65	0.00	493026.00	493026.00	46.84	0.00	573300.00	573300.00	45.89
11	JHARKHAND	0.00	1236725.00	1236725.00	96.95	140840.00	1217500.00	1358340.00	95.80	249000.00	2201090.00	2450090.00	90.17
12	KARNATAKA	69382.00	1311607.00	1380989.00	29.01	76600.00	1352607.00	1429207.00	29.41	78300.00	1420236.00	1498536.00	29.58
13	KERALA	195500.00	905960.00	1101460.00	21.97	192750.00	1093060.00	1285810.00	24.66	210000.00	1164258.00	1374258.00	24.14
14	MADHYA PRADESH	80547.00	382821.00	463368.00	17.71	141208.00	483000.00	624208.00	18.61	74330.00	483000.00	557330.00	15.89
15	MAHARASHTRA	67142.00	1012673.00	1079815.00	12.74	21698.00	1115254.00	1136952.00	12.60	24667.00	1129890.00	1154557.00	11.87
16	MANIPUR	23641.00	54112.00	77753.00	14.94	160100.00	54760.00	214860.00	27.75	501100.00	0.00	501100.00	48.87
17	MEGHALAYA	200.00	8479.00	8679.00	3.30	310.00	11.00	321.00	.11	310.00	11.00	321.00	.11
18	MIZORAM
19	NAGALAND
20	ORISSA	26178.00	402200.00	428378.00	16.23	17797.00	516519.00	534316.00	19.78	20297.00	438441.00	458738.00	15.45
21	PUNJAB	0.00	506265.00	506265.00	20.77	500.00	681824.00	682324.00	27.85	3200.00	586742.00	589942.00	26.34
22	RAJASTHAN	84274.00	867805.00	952079.00	35.25	55181.00	893180.00	948361.00	35.55	139320.00	890700.00	1030020.00	35.14
23	SIKKIM
24	TAMIL NADU	5000.00	610218.00	615218.00	13.35	6000.00	558391.00	564391.00	11.21	8350.00	554034.00	562384.00	10.18
25	TRIPURA	1000.00	47980.00	48980.00	22.36	835.00	65713.00	66548.00	27.86	850.00	60000.00	60850.00	22.87
26	UTTARANCHAL	139837.00	170082.00	309919.00	41.62	175000.00	178630.00	353630.00	39.47	170000.00	178630.00	348630.00	37.31
27	UTTAR PRADESH	32748.00	654869.00	687617.00	13.83	46910.00	742507.00	789417.00	12.79	62215.00	732507.00	794722.00	13.96
28	WEST BENGAL	18398.00	1992912.00	2011310.00	33.78	40998.00	2187301.00	2228299.00	34.34	16600.00	2291511.00	2308111.00	34.23
TOTAL STATES		1328754.00	18864955.00	20193709.00	28.12	1763386.00	20778661.00	22542047.00	28.65	1979313.00	23553093.00	25532406.00	30.26
29	A. & N. ISLANDS
30	CHANDIGARH	0.00	267086.00	267086.00	47.36	0.00	284852.00	284852.00	47.27	0.00	307098.00	307098.00	47.94
31	DADRA & NAGAR HAVELI
32	DAMAN & DIU
33	DELHI	70000.00	0.00	70000.00	20.77	27400.00	0.00	27400.00	7.75	21000.00	0.00	21000.00	5.36
34	LAKSHADWEEP
35	PONDICHERY	159.00	0.00	159.00	.08	312.00	0.00	312.00	.12	312.00	0.00	312.00	.11
TOTAL U.T.		70159.00	267086.00	337245.00	28.47	27712.00	284852.00	312564.00	24.14	21312.00	307098.00	328410.00	23.21
TOTAL (STATE & UTs)		1398913.00	19132041.00	20530954.00	28.13	1791098.00	21063513.00	22854611.00	28.58	2000625.00	23860191.00	25860816.00	30.14

..NICNET..

STATEMENT NO. (14): PLAN & NON-PLAN BUDGETED EXPENDITURE ON UNIVERSITY & OTHER HIGHER EDUCATION (Sub-head wise)

ACCOUNT: REVENUE ACCOUNT
PROGRAM: GOVERNMENT COLLEGES

(RUPEES IN THOUSANDS)

SL. NO.	STATE/UNION TERRITORY	2003-04 (ACTUALS)				2004-05 (R.E.)				2005-06 (B.E.)			
		PLAN	NON-PLAN	TOTAL	% AGE TO TOTAL EXP. ON UNV. EDN.	PLAN	NON-PLAN	TOTAL	% AGE TO TOTAL EXP. ON UNV. EDN.	PLAN	NON-PLAN	TOTAL	% AGE TO TOTAL EXP. ON UNV. EDN.
1	ANDHRA PRADESH	331955.00	3009980.00	3341935.00	38.56	159988.00	3143364.00	3303352.00	37.25	159988.00	3366735.00	3526723.00	36.61
2	ARUNACHAL PRADESH	0.00	0.00	0.00	.00	24777.00	0.00	24777.00	13.05	30110.00	0.00	30110.00	14.90
3	ASSAM	374288.00	93300.00	467588.00	20.71	16582.00	173543.00	190125.00	6.65	15012.00	158946.00	173958.00	6.94
4	BIHAR	38699.00	88848.00	127547.00	2.88	40294.00	112522.00	152816.00	2.90	18800.00	149866.00	168666.00	2.52
5	CHHATTISGARH	89480.00	491856.00	581336.00	55.14	153395.00	591736.00	745131.00	52.29	210633.00	622293.00	832926.00	61.69
6	GOA	30947.00	20756.00	51703.00	14.99	33761.00	21485.00	55246.00	9.15	35210.00	24035.00	59245.00	14.62
7	GUJARAT	22654.00	201301.00	223955.00	6.41	21500.00	201250.00	222750.00	6.31	26300.00	202130.00	228430.00	6.65
8	HARYANA	33430.00	587203.00	620633.00	29.59	48744.00	741579.00	790323.00	35.32	56595.00	832433.00	889028.00	36.06
9	HIMACHAL PRADESH	97000.00	411145.00	508145.00	65.25	15500.00	340546.00	356046.00	57.95	23600.00	351113.00	374713.00	59.19
10	JAMMU & KASHMIR	0.00	345922.00	345922.00	37.31	0.00	395036.00	395036.00	37.53	0.00	484766.00	484766.00	38.81
11	JHARKHAND	0.00	38389.00	38389.00	3.01	0.00	52068.00	52068.00	3.67	0.00	263077.00	263077.00	9.68
12	KARNATAKA	13216.00	813555.00	826771.00	17.37	10000.00	923208.00	933208.00	19.20	41000.00	905053.00	946053.00	18.68
13	KERALA	14439.00	642828.00	657267.00	13.11	10050.00	707566.00	717616.00	13.76	31000.00	751894.00	782894.00	13.75
14	MADHYA PRADESH	90294.00	1884905.00	1975199.00	75.49	150380.00	2229754.00	2380134.00	70.97	156130.00	2393460.00	2549590.00	72.67
15	MAHARASHTRA	5938.00	287463.00	293401.00	3.46	5200.00	284305.00	289505.00	3.21	12650.00	305782.00	318432.00	3.27
16	MANIPUR	39336.00	357589.00	396925.00	76.25	63879.00	416554.00	480433.00	62.05	47350.00	406924.00	454274.00	44.30
17	MEGHALAYA	10957.00	36343.00	47300.00	17.96	12218.00	42822.00	55040.00	19.57	14408.00	47975.00	62383.00	20.74
18	MIZORAM	22033.00	98568.00	120601.00	58.44	22959.00	115150.00	138109.00	61.37	23570.00	123100.00	146670.00	60.64
19	NAGALAND	32967.00	77581.00	110548.00	70.30	38457.00	83254.00	121711.00	69.89	46660.00	84639.00	131299.00	70.97
20	ORISSA	8330.00	955091.00	963421.00	36.51	12240.00	967783.00	980023.00	36.28	14530.00	1097493.00	1112023.00	37.44
21	PUNJAB	0.00	555417.00	555417.00	22.78	5500.00	665805.00	671305.00	27.41	32000.00	665543.00	697543.00	31.15
22	RAJASTHAN	217.00	1364392.00	1364609.00	50.53	4665.00	1323264.00	1327929.00	49.77	65609.00	1422719.00	1488328.00	50.77
23	SIKKIM	23411.00	11318.00	34729.00	100.00	29755.00	21422.00	51177.00	100.00	31005.00	14803.00	45808.00	100.00
24	TAMIL NADU	6379.00	1273662.00	1280041.00	27.77	8472.00	1403384.00	1411856.00	28.04	3872.00	1554773.00	1558645.00	28.21
25	TRIPURA	410.00	149179.00	149589.00	68.30	315.00	152486.00	152801.00	63.96	7040.00	176355.00	183395.00	68.93
26	UTTARANCHAL	45581.00	217255.00	262836.00	35.29	62686.00	266951.00	329637.00	36.79	98539.00	269663.00	368202.00	39.40
27	UTTAR PRADESH	5803.00	406912.00	412715.00	8.30	15344.00	463255.00	478599.00	7.75	8113.00	501055.00	509168.00	8.95
28	WEST BENGAL	8818.00	425258.00	434076.00	7.29	15262.00	501877.00	517139.00	7.97	9610.00	524013.00	533623.00	7.91
TOTAL STATES		1346582.00	14846016.00	16192598.00	22.55	981923.00	16341969.00	17323892.00	22.02	1219334.00	17700638.00	18919972.00	22.42
29	A. & N. ISLANDS	29682.00	23593.00	53275.00	86.84	34167.00	27642.00	61809.00	87.54	38868.00	29229.00	68097.00	88.56
30	CHANDIGARH	4616.00	160760.00	165376.00	29.32	6000.00	180153.00	186153.00	30.89	3400.00	191742.00	195142.00	30.46
31	DADRA & NAGAR HAVELI
32	DAMAN & DIU
33	DELHI
34	LAKSHADWEEP	158.00	11.00	169.00	100.00	400.00	0.00	400.00	100.00	360.00	0.00	360.00	100.00
35	PONDICHERY	50844.00	148855.00	199699.00	94.79	59869.00	163944.00	223813.00	87.97	87552.00	165820.00	253372.00	86.66
TOTAL U.T.		85300.00	333219.00	418519.00	35.33	100436.00	371739.00	472175.00	36.47	130180.00	386791.00	516971.00	36.54
TOTAL (STATE & UTs)		1431882.00	15179235.00	16611117.00	22.76	1082359.00	16713708.00	17796067.00	22.25	1349514.00	18087429.00	19436943.00	22.65

..NICNET..

STATEMENT NO. (14): PLAN & NON-PLAN BUDGETED EXPENDITURE ON UNIVERSITY & OTHER HIGHER EDUCATION (Sub-head wise)

ACCOUNT: REVENUE ACCOUNT
PROGRAM: ASSISTANCE TO NON-GOVT. COLLEGES

(RUPEES IN THOUSANDS)

SL. NO.	STATE/UNION TERRITORY	2003-04 (ACTUALS)				2004-05 (R.E.)				2005-06 (B.E.)			
		PLAN	NON-PLAN	TOTAL	% AGE TO TOTAL EXP. ON UNV. EDN.	PLAN	NON-PLAN	TOTAL	% AGE TO TOTAL EXP. ON UNV. EDN.	PLAN	NON-PLAN	TOTAL	% AGE TO TOTAL EXP. ON UNV. EDN.
1	ANDHRA PRADESH	5438.00	3010139.00	3015577.00	34.79	7251.00	3193547.00	3200798.00	36.10	7251.00	3425497.00	3432748.00	35.63
2	ARUNACHAL PRADESH
3	ASSAM	4394.00	1438051.00	1442445.00	63.89	177728.00	2036248.00	2213976.00	77.46	165723.00	1766770.00	1932493.00	77.08
4	BIHAR
5	CHHATTISGARH	15808.00	48789.00	64597.00	6.13	6700.00	235217.00	241917.00	16.98	10000.00	101000.00	111000.00	8.22
6	GOA	1825.00	181099.00	182924.00	53.02	3510.00	180000.00	183510.00	30.40	3510.00	180000.00	183510.00	45.29
7	GUJARAT	4430.00	2350100.00	2354530.00	67.43	6500.00	2350000.00	2356500.00	66.74	6500.00	2267535.00	2274035.00	66.23
8	HARYANA	0.00	896100.00	896100.00	42.73	0.00	828000.00	828000.00	37.00	0.00	945100.00	945100.00	38.33
9	HIMACHAL PRADESH	0.00	63548.00	63548.00	8.16	0.00	56048.00	56048.00	9.12	0.00	56048.00	56048.00	8.85
10	JAMMU & KASHMIR	0.00	83100.00	83100.00	8.96	0.00	70900.00	70900.00	6.74	0.00	85391.00	85391.00	6.84
11	JHARKHAND
12	KARNATAKA	35771.00	2433541.00	2469312.00	51.87	5500.00	2413358.00	2418858.00	49.77	6000.00	2534025.00	2540025.00	50.14
13	KERALA	0.00	3129977.00	3129977.00	62.42	0.00	3087892.00	3087892.00	59.22	0.00	3387584.00	3387584.00	59.50
14	MADHYA PRADESH	4199.00	136529.00	140728.00	5.38	11200.00	270265.00	281465.00	8.39	13600.00	288887.00	302487.00	8.62
15	MAHARASHTRA	35189.00	7063721.00	7098910.00	83.75	34966.00	7554151.00	7589117.00	84.08	72044.00	8170847.00	8242891.00	84.75
16	MANIPUR	2043.00	26254.00	28297.00	5.44	4500.00	27270.00	31770.00	4.10	10700.00	27270.00	37970.00	3.70
17	MEGHALAYA	12698.00	178117.00	190815.00	72.45	17736.00	186614.00	204350.00	72.68	19478.00	195880.00	215358.00	71.58
18	MIZORAM	74538.00	1078.00	75616.00	36.64	73280.00	0.00	73280.00	32.56	82610.00	0.00	82610.00	34.16
19	NAGALAND	10000.00	6500.00	16500.00	10.49	20000.00	6500.00	26500.00	15.22	21500.00	6500.00	28000.00	15.13
20	ORISSA	439990.00	631814.00	1071804.00	40.62	300309.00	744131.00	1044440.00	38.67	508142.00	680794.00	1188936.00	40.03
21	PUNJAB	0.00	627822.00	627822.00	25.75	0.00	946857.00	946857.00	38.65	0.00	802857.00	802857.00	35.85
22	RAJASTHAN	0.00	282759.00	282759.00	10.47	0.00	284174.00	284174.00	10.65	0.00	283800.00	283800.00	9.68
23	SIKKIM
24	TAMIL NADU	0.00	2634112.00	2634112.00	57.15	0.00	2977597.00	2977597.00	59.14	0.00	3311825.00	3311825.00	59.95
25	TRIPURA	0.00	0.00	0.00	.00	0.00	0.00	0.00	.00	0.00	1000.00	1000.00	.38
26	UTTARANCHAL	12509.00	143834.00	156343.00	20.99	31101.00	160100.00	191201.00	21.34	18001.00	176100.00	194101.00	20.77
27	UTTAR PRADESH	23478.00	3805183.00	3828661.00	77.02	721191.00	4133765.00	4854956.00	78.66	299087.00	4042705.00	4341792.00	76.28
28	WEST BENGAL	1755.00	3435728.00	3437483.00	57.73	9405.00	3603010.00	3612415.00	55.66	2850.00	3783009.00	3785859.00	56.15
TOTAL STATES		684065.00	32607895.00	33291960.00	46.37	1430877.00	35345644.00	36776521.00	46.74	1246996.00	36520424.00	37767420.00	44.75
29	A. & N. ISLANDS
30	CHANDIGARH	2045.00	127856.00	129901.00	23.03	2300.00	127500.00	129800.00	21.54	2500.00	134000.00	136500.00	21.31
31	DADRA & NAGAR HAVELI
32	DAMAN & DIU
33	DELHI	36724.00	207484.00	244208.00	72.44	54000.00	250000.00	304000.00	86.00	72500.00	270000.00	342500.00	87.44
34	LAKSHADWEEP
35	PONDICHERRY
TOTAL U.T.		38769.00	335340.00	374109.00	31.59	56300.00	377500.00	433800.00	33.50	75000.00	404000.00	479000.00	33.85
TOTAL (STATE & UTs)		722834.00	32943235.00	33666069.00	46.13	1487177.00	35723144.00	37210321.00	46.53	1321996.00	36924424.00	38246420.00	44.57

..NICNET..

STATEMENT NO. (14): PLAN & NON-PLAN BUDGETED EXPENDITURE ON UNIVERSITY & OTHER HIGHER EDUCATION (Sub-head wise)

ACCOUNT: REVENUE ACCOUNT
PROGRAM: SCHOLARSHIPS

(RUPEES IN THOUSANDS)

SL. NO.	STATE/UNION TERRITORY	2003-04 (ACTUALS)				2004-05 (R.E.)				2005-06 (B.E.)			
		PLAN	NON-PLAN	TOTAL	% AGE TO TOTAL EXP. ON UNV. EDN.	PLAN	NON-PLAN	TOTAL	% AGE TO TOTAL EXP. ON UNV. EDN.	PLAN	NON-PLAN	TOTAL	% AGE TO TOTAL EXP. ON UNV. EDN.
1	ANDHRA PRADESH	35264.00	0.00	35264.00	.41	19200.00	0.00	19200.00	.22	21700.00	0.00	21700.00	.23
2	ARUNACHAL PRADESH	21900.00	0.00	21900.00	13.59	29080.00	0.00	29080.00	15.32	29100.00	0.00	29100.00	14.40
3	ASSAM	650.00	688.00	1338.00	.06	300.00	4892.00	5192.00	.18	300.00	5892.00	6192.00	.25
4	BIHAR
5	CHHATTISGARH	4.00	395.00	399.00	.04	25.00	550.00	575.00	.04	6405.00	550.00	6955.00	.52
6	GOA
7	GUJARAT
8	HARYANA	1521.00	3420.00	4941.00	.24	2300.00	3500.00	5800.00	.26	10800.00	3500.00	14300.00	.58
9	HIMACHAL PRADESH
10	JAMMU & KASHMIR	0.00	890.00	890.00	.10	0.00	1192.00	1192.00	.11	0.00	1192.00	1192.00	.10
11	JHARKHAND
12	KARNATAKA	1570.00	5060.00	6630.00	.14	4000.00	2939.00	6939.00	.14	8000.00	2939.00	10939.00	.22
13	KERALA	0.00	8988.00	8988.00	.18	0.00	7166.00	7166.00	.14	0.00	10666.00	10666.00	.19
14	MADHYA PRADESH	142.00	981.00	1123.00	.04	550.00	1936.00	2486.00	.07	550.00	1762.00	2312.00	.07
15	MAHARASHTRA	0.00	4202.00	4202.00	.05	0.00	10000.00	10000.00	.11	0.00	10000.00	10000.00	.10
16	MANIPUR	0.00	583.00	583.00	.11	0.00	800.00	800.00	.10	0.00	800.00	800.00	.08
17	MEGHALAYA	0.00	15373.00	15373.00	5.84	2272.00	15437.00	17709.00	6.30	2220.00	16156.00	18376.00	6.11
18	MIZORAM	828.00	2527.00	3355.00	1.63	601.00	3010.00	3611.00	1.60	600.00	3110.00	3710.00	1.53
19	NAGALAND	0.00	16714.00	16714.00	10.63	0.00	17106.00	17106.00	9.82	0.00	17106.00	17106.00	9.25
20	ORISSA	-750.00	5693.00	4943.00	.19	-1976.00	6400.00	4424.00	.16	-3005.00	6400.00	3395.00	.11
21	PUNJAB	0.00	3190.00	3190.00	.13	0.00	3291.00	3291.00	.13	0.00	3241.00	3241.00	.14
22	RAJASTHAN	0.00	2979.00	2979.00	.11	0.00	3300.00	3300.00	.12	0.00	3300.00	3300.00	.11
23	SIKKIM
24	TAMIL NADU	8142.00	15503.00	23645.00	.51	8516.00	16902.00	25418.00	.50	8516.00	16902.00	25418.00	.46
25	TRIPURA	7840.00	0.00	7840.00	3.58	7790.00	0.00	7790.00	3.26	7790.00	0.00	7790.00	2.93
26	UTTARANCHAL	0.00	0.00	0.00	.00	0.00	50.00	50.00	.01	0.00	50.00	50.00	.01
27	UTTAR PRADESH	0.00	589.00	589.00	.01	500.00	5.00	505.00	.01	500.00	5.00	505.00	.01
28	WEST BENGAL	0.00	615.00	615.00	.01	0.00	1835.00	1835.00	.03	0.00	1890.00	1890.00	.03
TOTAL STATES		77111.00	88390.00	165501.00	.23	73158.00	100311.00	173469.00	.22	93476.00	105461.00	198937.00	.24
29	A. & N. ISLANDS	66.00	8005.00	8071.00	13.16	800.00	8000.00	8800.00	12.46	800.00	8000.00	8800.00	11.44
30	CHANDIGARH	0.00	0.00	0.00	.00	0.00	100.00	100.00	.02	0.00	100.00	100.00	.02
31	DADRA & NAGAR HAVELI
32	DAMAN & DIU
33	DELHI
34	LAKSHADWEEP
35	PONDICHERY	10650.00	159.00	10809.00	5.13	17627.00	166.00	17793.00	6.99	26027.00	166.00	26193.00	8.96
TOTAL U.T.		10716.00	8164.00	18880.00	1.59	18427.00	8266.00	26693.00	2.06	26827.00	8266.00	35093.00	2.48
TOTAL (STATE & UTs)		87827.00	96554.00	184381.00	.25	91585.00	108577.00	200162.00	.25	120303.00	113727.00	234030.00	.27

..NICNET..

STATEMENT NO. (14): PLAN & NON-PLAN BUDGETED EXPENDITURE ON UNIVERSITY & OTHER HIGHER EDUCATION (Sub-head wise)

ACCOUNT: REVENUE ACCOUNT
PROGRAM: OTHER EXPENDITURE

(RUPEES IN THOUSANDS)

SL. NO.	STATE/UNION TERRITORY	2003-04 (ACTUALS)				2004-05 (R.E.)				2005-06 (B.E.)			
		PLAN	NON-PLAN	TOTAL	% AGE TO TOTAL EXP. ON UNV. EDN.	PLAN	NON-PLAN	TOTAL	% AGE TO TOTAL EXP. ON UNV. EDN.	PLAN	NON-PLAN	TOTAL	% AGE TO TOTAL EXP. ON UNV. EDN.
1	ANDHRA PRADESH	5953.00	5446.00	11399.00	.13	13000.00	19021.00	32021.00	.36	13000.00	20052.00	33052.00	.34
2	ARUNACHAL PRADESH	550.00	0.00	550.00	.34	700.00	0.00	700.00	.37	700.00	0.00	700.00	.35
3	ASSAM	9939.00	3437.00	13376.00	.59	17875.00	5031.00	22906.00	.80	14425.00	4860.00	19285.00	.77
4	BIHAR	0.00	17567.00	17567.00	.40	0.00	15450.00	15450.00	.29	500.00	19120.00	19620.00	.29
5	CHHATTISGARH	0.00	0.00	0.00	.00	2500.00	0.00	2500.00	.18	2500.00	0.00	2500.00	.19
6	GOA	14784.00	699.00	15483.00	4.49	291100.00	550.00	291650.00	48.31	72053.00	600.00	72653.00	17.93
7	GUJARAT	24141.00	9300.00	33441.00	.96	30230.00	7900.00	38130.00	1.08	33750.00	8065.00	41815.00	1.22
8	HARYANA	2232.00	0.00	2232.00	.11	2850.00	0.00	2850.00	.13	31200.00	0.00	31200.00	1.27
9	HIMACHAL PRADESH	1500.00	6384.00	7884.00	1.01	3900.00	6656.00	10556.00	1.72	3900.00	6633.00	10533.00	1.66
10	JAMMU & KASHMIR	92500.00	0.00	92500.00	9.98	92500.00	0.00	92500.00	8.79	104525.00	0.00	104525.00	8.37
11	JHARKHAND	0.00	0.00	0.00	.00	5000.00	0.00	5000.00	.35	0.00	0.00	0.00	.00
12	KARNATAKA	16149.00	11557.00	27706.00	.58	7200.00	19963.00	27163.00	.56	7200.00	15250.00	22450.00	.44
13	KERALA	41364.00	28991.00	70355.00	1.40	29250.00	35292.00	64542.00	1.24	49000.00	37631.00	86631.00	1.52
14	MADHYA PRADESH	540.00	2470.00	3010.00	.12	500.00	2500.00	3000.00	.09	600.00	2500.00	3100.00	.09
15	MAHARASHTRA
16	MANIPUR	536.00	0.00	536.00	.10	29021.00	0.00	29021.00	3.75	16600.00	0.00	16600.00	1.62
17	MEGHALAYA	0.00	145.00	145.00	.06	90.00	276.00	366.00	.13	99.00	281.00	380.00	.13
18	MIZORAM
19	NAGALAND
20	ORISSA	135663.00	1000.00	136663.00	5.18	99092.00	1000.00	100092.00	3.71	167387.00	501.00	167888.00	5.65
21	PUNJAB	0.00	745085.00	745085.00	30.56	0.00	145482.00	145482.00	5.94	0.00	145482.00	145482.00	6.50
22	RAJASTHAN	451.00	71017.00	71468.00	2.65	3001.00	72501.00	75502.00	2.83	16224.00	77451.00	93675.00	3.20
23	SIKKIM
24	TAMIL NADU	509.00	48.00	557.00	.01	1200.00	882.00	2082.00	.04	1200.00	882.00	2082.00	.04
25	TRIPURA	10.00	4.00	14.00	.01	10.00	20.00	30.00	.01	15.00	50.00	65.00	.02
26	UTTARANCHAL	919.00	8444.00	9363.00	1.26	1437.00	12459.00	13896.00	1.55	7420.00	8245.00	15665.00	1.68
27	UTTAR PRADESH	0.00	7956.00	7956.00	.16	0.00	9717.00	9717.00	.16	0.00	8383.00	8383.00	.15
28	WEST BENGAL	4428.00	23130.00	27558.00	.46	51017.00	33121.00	84138.00	1.30	32155.00	33461.00	65616.00	.97
	TOTAL STATES	352168.00	942680.00	1294848.00	1.80	681473.00	387821.00	1069294.00	1.36	574453.00	389447.00	963900.00	1.14
29	A. & N. ISLANDS
30	CHANDIGARH	0.00	1600.00	1600.00	.28	0.00	1700.00	1700.00	.28	0.00	1800.00	1800.00	.28
31	DADRA & NAGAR HAVELI
32	DAMAN & DIU
33	DELHI	18994.00	0.00	18994.00	5.63	17100.00	0.00	17100.00	4.84	22200.00	0.00	22200.00	5.67
34	LAKSHADWEEP
35	PONDICHERY	0.00	0.00	0.00	.00	12500.00	0.00	12500.00	4.91	12500.00	0.00	12500.00	4.28
	TOTAL U.T.	18994.00	1600.00	20594.00	1.74	29600.00	1700.00	31300.00	2.42	34700.00	1800.00	36500.00	2.58
	TOTAL (STATE & UTs)	371162.00	944280.00	1315442.00	1.80	711073.00	389521.00	1100594.00	1.38	609153.00	391247.00	1000400.00	1.17

..NICNET..

STATEMENT NO. (15): PLAN & NON-PLAN BUDGETED EXPENDITURE ON TECHNICAL EDUCATION

ACCOUNT: REVENUE ACCOUNT
PROGRAM: TOTAL EXPENDITURE

(RUPEES IN THOUSANDS)

SL. NO.	STATE/UNION TERRITORY	2003-04 (ACTUALS)				2004-05 (R.E.)				2005-06 (B.E.)			
		PLAN	NON-PLAN	TOTAL	% AGE TO TOTAL EXP. ON EDUCATION	PLAN	NON-PLAN	TOTAL	% AGE TO TOTAL EXP. ON EDUCATION	PLAN	NON-PLAN	TOTAL	% AGE TO TOTAL EXP. ON EDUCATION
1	ANDHRA PRADESH	96238.00	940058.00	1036296.00	2.38	700000.00	919710.00	1619710.00	3.47	650000.00	988412.00	1638412.00	3.26
2	ARUNACHAL PRADESH
3	ASSAM	44983.00	192579.00	237562.00	1.04	49600.00	255469.00	305069.00	1.09	55000.00	234190.00	289190.00	.93
4	BIHAR	86390.00	166742.00	253132.00	.90	22236.00	268163.00	290399.00	.71	25824.00	204365.00	230189.00	.53
5	CHHATTISGARH	31976.00	163521.00	195497.00	2.15	17686.00	235120.00	252806.00	2.11	23186.00	256257.00	279443.00	2.18
6	GOA	76543.00	82785.00	159328.00	6.14	105049.00	90128.00	195177.00	6.19	120602.00	102875.00	223477.00	6.98
7	GUJARAT	209788.00	909612.00	1119400.00	3.11	288015.00	955385.00	1243400.00	3.18	350380.00	881820.00	1232200.00	3.29
8	HARYANA	224786.00	202830.00	427616.00	2.87	281778.00	226174.00	507952.00	3.00	471800.00	238569.00	710369.00	3.58
9	HIMACHAL PRADESH	5014.00	58162.00	63176.00	.66	15541.00	59485.00	75026.00	.74	70191.00	15065.00	85256.00	.83
10	JAMMU & KASHMIR	54080.00	123211.00	177291.00	2.03	54080.00	143287.00	197367.00	2.12	61110.00	163956.00	225066.00	2.09
11	JHARKHAND	109779.00	112177.00	221956.00	2.35	533720.00	108940.00	642660.00	4.46	782000.00	161330.00	943330.00	5.19
12	KARNATAKA	48154.00	647309.00	695463.00	1.89	349448.00	750642.00	1100090.00	2.49	722500.00	884668.00	1607168.00	3.39
13	KERALA	152118.00	1152330.00	1304448.00	4.33	462175.00	1315837.00	1778012.00	5.05	532500.00	1416002.00	1948502.00	5.20
14	MADHYA PRADESH	138558.00	649248.00	787806.00	3.43	210971.00	620050.00	831021.00	3.22	282838.00	644195.00	927033.00	3.42
15	MAHARASHTRA	35644.00	2648840.00	2684484.00	2.92	238048.00	2911641.00	3149689.00	3.18	754254.00	2923357.00	3677611.00	3.70
16	MANIPUR	6048.00	29306.00	35354.00	1.46	12000.00	29539.00	41539.00	1.39	5000.00	30497.00	35497.00	1.13
17	MEGHALAYA	109186.00	12444.00	121630.00	5.14	278000.00	13200.00	291200.00	10.76	203000.00	13816.00	216816.00	7.47
18	MIZORAM	70730.00	6436.00	77166.00	4.05	78476.00	7950.00	86426.00	3.95	67200.00	8540.00	75740.00	3.38
19	NAGALAND	101468.00	9053.00	110521.00	4.77	113800.00	8287.00	122087.00	5.50	125700.00	12062.00	137762.00	5.73
20	ORISSA	59841.00	165167.00	225008.00	1.22	37000.00	190487.00	227487.00	1.17	41500.00	191479.00	232979.00	1.09
21	PUNJAB	20330.00	346587.00	366917.00	1.80	31134.00	268098.00	299232.00	1.34	20940.00	292239.00	313179.00	1.35
22	RAJASTHAN	16738.00	329585.00	346323.00	.96	32631.00	337625.00	370256.00	.93	151651.00	356022.00	507673.00	1.03
23	SIKKIM	12370.00	0.00	12370.00	.95	16000.00	0.00	16000.00	1.08	26650.00	0.00	26650.00	1.65
24	TAMIL NADU	26953.00	1032071.00	1059024.00	2.59	77645.00	1174613.00	1252258.00	2.80	417215.00	1241116.00	1658331.00	3.25
25	TRIPURA	1555.00	36713.00	38268.00	.81	2392.00	34436.00	36828.00	.73	2467.00	39130.00	41597.00	.77
26	UTTARANCHAL	152884.00	164306.00	317190.00	3.25	159486.00	171288.00	330774.00	2.85	185844.00	193749.00	379593.00	3.04
27	UTTAR PRADESH	36274.00	628633.00	664907.00	1.10	537925.00	650533.00	1188458.00	1.69	538997.00	662563.00	1201560.00	1.55
28	WEST BENGAL	42870.00	572420.00	615290.00	1.39	154479.00	633375.00	787854.00	1.53	535810.00	665365.00	1201175.00	2.19
TOTAL STATES		1971298.00	11382125.00	13353423.00	2.18	4859315.00	12379462.00	17238777.00	2.45	7224159.00	12821639.00	20045798.00	2.65
29	A. & N. ISLANDS	58686.00	9871.00	68557.00	7.07	52500.00	10900.00	63400.00	5.75	54500.00	12300.00	66800.00	5.70
30	CHANDIGARH	21811.00	152022.00	173833.00	12.16	22000.00	165500.00	187500.00	10.54	36500.00	159300.00	195800.00	11.51
31	DADRA & NAGAR HAVELI	9170.00	0.00	9170.00	4.95	10400.00	0.00	10400.00	4.43	10100.00	0.00	10100.00	4.67
32	DAMAN & DIU	12123.00	2715.00	14838.00	9.02	11900.00	3200.00	15100.00	5.75	17000.00	3800.00	20800.00	10.51
33	DELHI	241111.00	318854.00	559965.00	4.98	279700.00	382776.00	662476.00	4.17	285000.00	406885.00	691885.00	4.30
34	LAKSHADWEEP
35	PONDICHERY	135717.00	13412.00	149129.00	9.98	143233.00	14158.00	157391.00	9.33	147776.00	14358.00	162134.00	9.25
TOTAL U.T.		478618.00	496874.00	975492.00	6.22	519733.00	576534.00	1096267.00	5.17	550876.00	596643.00	1147519.00	5.38
TOTAL (STATE & UTs)		2449916.00	11878999.00	14328915.00	2.28	5379048.00	12955996.00	18335044.00	2.53	7775035.00	13418282.00	21193317.00	2.72
CENTRE TOTAL		6250608.00	7751271.00	14001879.00	13.76	5979200.00	8434600.00	14413800.00	10.90	7334000.00	8673300.00	16007300.00	8.73
GRAND TOTAL		8700524.00	19630270.00	28330794.00	3.88	11358248.00	21390596.00	32748844.00	3.82	15109035.00	22091582.00	37200617.00	3.87

..NICNET..

STATEMENT NO. (16): PLAN & NON-PLAN BUDGETED EXPENDITURE ON TECHNICAL EDUCATION (Sub-head wise)

ACCOUNT: REVENUE ACCOUNT
PROGRAM: DIRECTION & ADMINISTRATION

(RUPEES IN THOUSANDS)

SL. NO.	STATE/UNION TERRITORY	2003-04 (ACTUALS)				2004-05 (R.E.)				2005-06 (B.E.)			
		PLAN	NON-PLAN	TOTAL	% AGE TO TOTAL EXP. ON TEC. EDN.	PLAN	NON-PLAN	TOTAL	% AGE TO TOTAL EXP. ON TEC. EDN.	PLAN	NON-PLAN	TOTAL	% AGE TO TOTAL EXP. ON TEC. EDN.
1	ANDHRA PRADESH	980.00	50229.00	51209.00	4.94	3043.00	57073.00	60116.00	3.71	2843.00	64421.00	67264.00	4.11
2	ARUNACHAL PRADESH
3	ASSAM	2028.00	8137.00	10165.00	4.28	3390.00	12591.00	15981.00	5.24	3390.00	11808.00	15198.00	5.26
4	BIHAR	77968.00	10586.00	88554.00	34.98	4181.00	11828.00	16009.00	5.51	3369.00	14072.00	17441.00	7.58
5	CHHATTISGARH	0.00	4237.00	4237.00	2.17	0.00	7874.00	7874.00	3.11	0.00	6684.00	6684.00	2.39
6	GOA
7	GUJARAT	20030.00	33188.00	53218.00	4.75	24933.00	33828.00	58761.00	4.73	19340.00	27250.00	46590.00	3.78
8	HARYANA	8239.00	14116.00	22355.00	5.23	10500.00	12336.00	22836.00	4.50	12500.00	14650.00	27150.00	3.82
9	HIMACHAL PRADESH	0.00	9292.00	9292.00	14.71	0.00	9601.00	9601.00	12.80	12760.00	7076.00	19836.00	23.27
10	JAMMU & KASHMIR	54080.00	123211.00	177291.00	100.00	54080.00	143287.00	197367.00	100.00	61110.00	163956.00	225066.00	100.00
11	JHARKHAND	67227.00	4734.00	71961.00	32.42	380300.00	5068.00	385368.00	59.96	8100.00	5331.00	13431.00	1.42
12	KARNATAKA	4190.00	36618.00	40808.00	5.87	14000.00	33336.00	47336.00	4.30	7910.00	31398.00	39308.00	2.45
13	KERALA	89.00	22135.00	22224.00	1.70	2900.00	22986.00	25886.00	1.46	5000.00	25257.00	30257.00	1.55
14	MADHYA PRADESH	3647.00	14422.00	18069.00	2.29	5860.00	18448.00	24308.00	2.93	7595.00	16731.00	24326.00	2.62
15	MAHARASHTRA	665.00	98103.00	98768.00	3.68	0.00	110356.00	110356.00	3.50	50.00	122079.00	122129.00	3.32
16	MANIPUR	0.00	1838.00	1838.00	5.20	500.00	2634.00	3134.00	7.54	1000.00	1864.00	2864.00	8.07
17	MEGHALAYA	781.00	1017.00	1798.00	1.48	900.00	1154.00	2054.00	.71	350.00	1264.00	1614.00	.74
18	MIZORAM	1436.00	0.00	1436.00	1.86	1351.00	0.00	1351.00	1.56	1950.00	0.00	1950.00	2.57
19	NAGALAND
20	ORISSA	0.00	13683.00	13683.00	6.08	0.00	14623.00	14623.00	6.43	0.00	15173.00	15173.00	6.51
21	PUNJAB	0.00	15167.00	15167.00	4.13	8326.00	16712.00	25038.00	8.37	10.00	17871.00	17881.00	5.71
22	RAJASTHAN	0.00	18443.00	18443.00	5.33	5200.00	19682.00	24882.00	6.72	55250.00	20845.00	76095.00	14.99
23	SIKKIM	1168.00	0.00	1168.00	9.44	1500.00	0.00	1500.00	9.38	1500.00	0.00	1500.00	5.63
24	TAMIL NADU	0.00	90803.00	90803.00	8.57	0.00	97295.00	97295.00	7.77	0.00	102089.00	102089.00	6.16
25	TRIPURA
26	UTTARANCHAL	0.00	2671.00	2671.00	.84	2500.00	3798.00	6298.00	1.90	2500.00	3746.00	6246.00	1.65
27	UTTAR PRADESH	300.00	27185.00	27485.00	4.13	300.00	30788.00	31088.00	2.62	0.00	30814.00	30814.00	2.56
28	WEST BENGAL	0.00	12433.00	12433.00	2.02	0.00	18068.00	18068.00	2.29	0.00	19364.00	19364.00	1.61
TOTAL STATES		242828.00	612248.00	855076.00	6.40	523764.00	683366.00	1207130.00	7.00	206527.00	723743.00	930270.00	4.64
29	A. & N. ISLANDS
30	CHANDIGARH	200.00	3954.00	4154.00	2.39	0.00	4355.00	4355.00	2.32	0.00	4592.00	4592.00	2.35
31	DADRA & NAGAR HAVELI	9170.00	0.00	9170.00	100.00	10400.00	0.00	10400.00	100.00	10100.00	0.00	10100.00	100.00
32	DAMAN & DIU	2285.00	2715.00	5000.00	33.70	2410.00	3200.00	5610.00	37.15	3400.00	3800.00	7200.00	34.62
33	DELHI	8263.00	16731.00	24994.00	4.46	13347.00	20296.00	33643.00	5.08	15922.00	21640.00	37562.00	5.43
34	LAKSHADWEEP
35	PONDICHERY
TOTAL U.T.		19918.00	23400.00	43318.00	4.44	26157.00	27851.00	54008.00	4.93	29422.00	30032.00	59454.00	5.18
TOTAL (STATE & UTs)		262746.00	635648.00	898394.00	6.27	549921.00	711217.00	1261138.00	6.88	235949.00	753775.00	989724.00	4.67

STATEMENT NO. (16): PLAN & NON-PLAN BUDGETED EXPENDITURE ON TECHNICAL EDUCATION (Sub-head wise)

ACCOUNT: REVENUE ACCOUNT
PROGRAM: TECHNICAL SCHOOLS

(RUPEES IN THOUSANDS)

SL. NO.	STATE/UNION TERRITORY	2003-04 (ACTUALS)				2004-05 (R.E.)				2005-06 (B.E.)			
		PLAN	NON-PLAN	TOTAL	% AGE TO TOTAL EXP. ON TEC. EDN.	PLAN	NON-PLAN	TOTAL	% AGE TO TOTAL EXP. ON TEC. EDN.	PLAN	NON-PLAN	TOTAL	% AGE TO TOTAL EXP. ON TEC. EDN.
1	ANDHRA PRADESH
2	ARUNACHAL PRADESH
3	ASSAM	0.00	12018.00	12018.00	5.06	310.00	12990.00	13300.00	4.36	310.00	13962.00	14272.00	4.94
4	BIHAR	0.00	4107.00	4107.00	1.62	0.00	45058.00	45058.00	15.52	0.00	34627.00	34627.00	15.04
5	CHHATTISGARH
6	GOA	37776.00	9728.00	47504.00	29.82	48090.00	10075.00	58165.00	29.80	56000.00	12295.00	68295.00	30.56
7	GUJARAT	5087.00	113665.00	118752.00	10.61	3360.00	111605.00	114965.00	9.25	5500.00	114500.00	120000.00	9.74
8	HARYANA
9	HIMACHAL PRADESH
10	JAMMU & KASHMIR
11	JHARKHAND	0.00	1177.00	1177.00	.53	0.00	1101.00	1101.00	.17	6800.00	1129.00	7929.00	.84
12	KARNATAKA	0.00	14100.00	14100.00	2.03	0.00	12702.00	12702.00	1.15	0.00	13824.00	13824.00	.86
13	KERALA	0.00	118681.00	118681.00	9.10	0.00	146527.00	146527.00	8.24	2000.00	153874.00	155874.00	8.00
14	MADHYA PRADESH	0.00	1945.00	1945.00	.25	0.00	2324.00	2324.00	.28	0.00	16.00	16.00	.00
15	MAHARASHTRA	7771.00	240319.00	248090.00	9.24	4879.00	261158.00	266037.00	8.45	21411.00	280777.00	302188.00	8.22
16	MANIPUR
17	MEGHALAYA	0.00	0.00	0.00	.00	200.00	0.00	200.00	.07	50.00	0.00	50.00	.02
18	MIZORAM
19	NAGALAND
20	ORISSA	0.00	1220.00	1220.00	.54	0.00	1368.00	1368.00	.60	0.00	1313.00	1313.00	.56
21	PUNJAB
22	RAJASTHAN
23	SIKKIM
24	TAMIL NADU
25	TRIPURA
26	UTTARANCHAL
27	UTTAR PRADESH	198.00	0.00	198.00	.03	101.00	0.00	101.00	.01	100.00	0.00	100.00	.01
28	WEST BENGAL	10.00	52836.00	52846.00	8.59	965.00	56399.00	57364.00	7.28	1700.00	62246.00	63946.00	5.32
TOTAL STATES		50842.00	569796.00	620638.00	4.65	57905.00	661307.00	719212.00	4.17	93871.00	688563.00	782434.00	3.90
29	A. & N. ISLANDS
30	CHANDIGARH
31	DADRA & NAGAR HAVELI
32	DAMAN & DIU
33	DELHI
34	LAKSHADWEEP
35	PONDICHERY	0.00	3872.00	3872.00	2.60	0.00	3980.00	3980.00	2.53	0.00	3980.00	3980.00	2.45
TOTAL U.T.		0.00	3872.00	3872.00	.40	0.00	3980.00	3980.00	.36	0.00	3980.00	3980.00	.35
TOTAL (STATE & UTs)		50842.00	573668.00	624510.00	4.36	57905.00	665287.00	723192.00	3.94	93871.00	692543.00	786414.00	3.71

..NICNET..

STATEMENT NO. (16): PLAN & NON-PLAN BUDGETED EXPENDITURE ON TECHNICAL EDUCATION (Sub-head wise)

ACCOUNT: REVENUE ACCOUNT
PROGRAM: POLYTECHNICS

(RUPEES IN THOUSANDS)

SL. NO.	STATE/UNION TERRITORY	2003-04 (ACTUALS)				2004-05 (R.E.)				2005-06 (B.E.)			
		PLAN	NON-PLAN	TOTAL	% AGE TO TOTAL EXP. ON TEC. EDN.	PLAN	NON-PLAN	TOTAL	% AGE TO TOTAL EXP. ON TEC. EDN.	PLAN	NON-PLAN	TOTAL	% AGE TO TOTAL EXP. ON TEC. EDN.
1	ANDHRA PRADESH	92575.00	600814.00	693389.00	66.91	652157.00	586353.00	1238510.00	76.46	602157.00	622074.00	1224231.00	74.72
2	ARUNACHAL PRADESH
3	ASSAM	14818.00	90882.00	105700.00	44.49	27250.00	124224.00	151474.00	49.65	22650.00	113919.00	136569.00	47.22
4	BIHAR	8422.00	83760.00	92182.00	36.42	15849.00	117120.00	132969.00	45.79	18088.00	92878.00	110966.00	48.21
5	CHHATTISGARH	10364.00	68620.00	78984.00	40.40	2100.00	95106.00	97206.00	38.45	2100.00	108415.00	110515.00	39.55
6	GOA	18197.00	28718.00	46915.00	29.45	35029.00	31570.00	66599.00	34.12	39127.00	36565.00	75692.00	33.87
7	GUJARAT	105802.00	385680.00	491482.00	43.91	96245.00	394225.00	490470.00	39.45	109550.00	377400.00	486950.00	39.52
8	HARYANA	99834.00	92855.00	192689.00	45.06	177872.00	96139.00	274011.00	53.94	346500.00	107105.00	453605.00	63.85
9	HIMACHAL PRADESH	5014.00	48870.00	53884.00	85.29	15541.00	49884.00	65425.00	87.20	57431.00	7989.00	65420.00	76.73
10	JAMMU & KASHMIR
11	JHARKHAND	5363.00	51483.00	56846.00	25.61	40700.00	52001.00	92701.00	14.42	32000.00	65833.00	97833.00	10.37
12	KARNATAKA	24589.00	332101.00	356690.00	51.29	27500.00	388882.00	416382.00	37.85	49500.00	505105.00	554605.00	34.51
13	KERALA	15440.00	336798.00	352238.00	27.00	29970.00	421444.00	451414.00	25.39	25000.00	437925.00	462925.00	23.76
14	MADHYA PRADESH	90572.00	245272.00	335844.00	42.63	124595.00	246762.00	371357.00	44.69	170195.00	262230.00	432425.00	46.65
15	MAHARASHTRA	4863.00	520955.00	525818.00	19.59	5467.00	539407.00	544874.00	17.30	0.00	595450.00	595450.00	16.19
16	MANIPUR	213.00	16325.00	16538.00	46.78	3000.00	18205.00	21205.00	51.05	4000.00	19933.00	23933.00	67.42
17	MEGHALAYA	107576.00	11173.00	118749.00	97.63	275105.00	11791.00	286896.00	98.52	201850.00	12297.00	214147.00	98.77
18	MIZORAM	69294.00	6436.00	75730.00	98.14	77122.00	7950.00	85072.00	98.43	65250.00	8540.00	73790.00	97.43
19	NAGALAND	7231.00	9053.00	16284.00	14.73	109660.00	8287.00	117947.00	96.61	125700.00	12062.00	137762.00	100.00
20	ORISSA	2200.00	73618.00	75818.00	33.70	2000.00	77425.00	79425.00	34.91	3072.00	74676.00	77748.00	33.37
21	PUNJAB	13721.00	199889.00	213610.00	58.22	18004.00	189345.00	207349.00	69.29	20820.00	200457.00	221277.00	70.66
22	RAJASTHAN	13.00	190311.00	190324.00	54.96	4600.00	209833.00	214433.00	57.91	69750.00	221231.00	290981.00	57.32
23	SIKKIM	11202.00	0.00	11202.00	90.56	14500.00	0.00	14500.00	90.63	25150.00	0.00	25150.00	94.37
24	TAMIL NADU	543.00	497818.00	498361.00	47.06	569.00	565719.00	566288.00	45.22	0.00	611063.00	611063.00	36.85
25	TRIPURA	281.00	10928.00	11209.00	29.29	751.00	11655.00	12406.00	33.69	791.00	12565.00	13356.00	32.11
26	UTTARANCHAL	15000.00	81182.00	96182.00	30.32	15749.00	87090.00	102839.00	31.09	25105.00	108000.00	133105.00	35.07
27	UTTAR PRADESH	8879.00	301974.00	310853.00	46.75	12819.00	328206.00	341025.00	28.69	15340.00	335723.00	351063.00	29.22
28	WEST BENGAL	21161.00	271240.00	292401.00	47.52	10574.00	290866.00	301440.00	38.26	30300.00	302973.00	333273.00	27.75
	TOTAL STATES	753167.00	4556755.00	5309922.00	39.76	1794728.00	4949489.00	6744217.00	39.12	2061426.00	5252408.00	7313834.00	36.49
29	A. & N. ISLANDS	13764.00	9871.00	23635.00	34.47	17700.00	10900.00	28600.00	45.11	22000.00	12300.00	34300.00	51.35
30	CHANDIGARH	10013.00	30748.00	40761.00	23.45	13730.00	32567.00	46297.00	24.69	14200.00	33802.00	48002.00	24.52
31	DADRA & NAGAR HAVELI
32	DAMAN & DIU	8838.00	0.00	8838.00	59.56	8540.00	0.00	8540.00	56.56	12250.00	0.00	12250.00	58.89
33	DELHI	21106.00	145780.00	166886.00	29.80	19578.00	167734.00	187312.00	28.27	21483.00	180375.00	201858.00	29.18
34	LAKSHADWEEP
35	PONDICHERY	33800.00	9394.00	43194.00	28.96	44033.00	9768.00	53801.00	34.18	41576.00	9968.00	51544.00	31.79
	TOTAL U.T.	87521.00	195793.00	283314.00	29.04	103581.00	220969.00	324550.00	29.61	111509.00	236445.00	347954.00	30.32
	TOTAL (STATE & UTs)	840688.00	4752548.00	5593236.00	39.03	1898309.00	5170458.00	7068767.00	38.55	2172935.00	5488853.00	7661788.00	36.15

..NICNET..

STATEMENT NO. (16): PLAN & NON-PLAN BUDGETED EXPENDITURE ON TECHNICAL EDUCATION (Sub-head wise)

ACCOUNT: REVENUE ACCOUNT

PROGRAM: ASSISTANCE TO UNIVERSITIES FOR TECHNICAL EDUCATION

(RUPEES IN THOUSANDS)

SL. NO.	STATE/UNION TERRITORY	2003-04 (ACTUALS)				2004-05 (R.E.)				2005-06 (B.E.)			
		PLAN	NON-PLAN	TOTAL	% AGE TO TOTAL EXP. ON TEC. EDN.	PLAN	NON-PLAN	TOTAL	% AGE TO TOTAL EXP. ON TEC. EDN.	PLAN	NON-PLAN	TOTAL	% AGE TO TOTAL EXP. ON TEC. EDN.
1	ANDHRA PRADESH	0.00	213275.00	213275.00	20.58	0.00	227786.00	227786.00	14.06	0.00	258560.00	258560.00	15.78
2	ARUNACHAL PRADESH
3	ASSAM
4	BIHAR	0.00	19829.00	19829.00	7.83	0.00	30785.00	30785.00	10.60	0.00	10000.00	10000.00	4.34
5	CHHATTISGARH	2152.00	0.00	2152.00	1.10	6826.00	0.00	6826.00	2.70	12826.00	0.00	12826.00	4.59
6	GOA
7	GUJARAT
8	HARYANA	30000.00	0.00	30000.00	7.02	30000.00	0.00	30000.00	5.91	50000.00	0.00	50000.00	7.04
9	HIMACHAL PRADESH
10	JAMMU & KASHMIR
11	JHARKHAND
12	KARNATAKA
13	KERALA	22800.00	137500.00	160300.00	12.29	30000.00	158865.00	188865.00	10.62	40000.00	170780.00	210780.00	10.82
14	MADHYA PRADESH
15	MAHARASHTRA	800.00	25165.00	25965.00	.97	20000.00	27647.00	47647.00	1.51	0.00	33612.00	33612.00	.91
16	MANIPUR
17	MEGHALAYA
18	MIZORAM
19	NAGALAND
20	ORISSA
21	PUNJAB
22	RAJASTHAN	7870.00	41500.00	49370.00	14.26	7830.00	43000.00	50830.00	13.73	8750.00	45000.00	53750.00	10.59
23	SIKKIM
24	TAMIL NADU	0.00	123991.00	123991.00	11.71	1.00	155608.00	155609.00	12.43	5001.00	160608.00	165609.00	9.99
25	TRIPURA
26	UTTARANCHAL
27	UTTAR PRADESH
28	WEST BENGAL	8282.00	120287.00	128569.00	20.90	21260.00	122027.00	143287.00	18.19	7000.00	127960.00	134960.00	11.24
	TOTAL STATES	71904.00	681547.00	753451.00	5.64	115917.00	765718.00	881635.00	5.11	123577.00	806520.00	930097.00	4.64
29	A. & N. ISLANDS
30	CHANDIGARH
31	DADRA & NAGAR HAVELI
32	DAMAN & DIU
33	DELHI
34	LAKSHADWEEP
35	PONDICHERY
	TOTAL U.T.	0.00	0.00	0.00	.00	0.00	0.00	0.00	.00	0.00	0.00	0.00	.00
	TOTAL (STATE & UTs)	71904.00	681547.00	753451.00	5.26	115917.00	765718.00	881635.00	4.81	123577.00	806520.00	930097.00	4.39

..NICNET..

STATEMENT NO. (16): PLAN & NON-PLAN BUDGETED EXPENDITURE ON TECHNICAL EDUCATION (Sub-head wise)

ACCOUNT: REVENUE ACCOUNT
PROGRAM: ASSISTANCE TO NON-GOVT. COLLEGES

(RUPEES IN THOUSANDS)

SL. NO.	STATE/UNION TERRITORY	2003-04 (ACTUALS)				2004-05 (R.E.)				2005-06 (B.E.)			
		PLAN	NON-PLAN	TOTAL	% AGE TO TOTAL EXP. ON TEC. EDN.	PLAN	NON-PLAN	TOTAL	% AGE TO TOTAL EXP. ON TEC. EDN.	PLAN	NON-PLAN	TOTAL	% AGE TO TOTAL EXP. ON TEC. EDN.
1	ANDHRA PRADESH	2000.00	11291.00	13291.00	1.28	2000.00	17485.00	19485.00	1.20	2000.00	10661.00	12661.00	.77
2	ARUNACHAL PRADESH
3	ASSAM
4	BIHAR
5	CHHATTISGARH	16460.00	10520.00	26980.00	13.80	6000.00	25800.00	31800.00	12.58	5000.00	25800.00	30800.00	11.02
6	GOA
7	GUJARAT
8	HARYANA	86713.00	55610.00	142323.00	33.28	63406.00	74175.00	137581.00	27.09	62800.00	58524.00	121324.00	17.08
9	HIMACHAL PRADESH
10	JAMMU & KASHMIR
11	JHARKHAND	0.00	0.00	0.00	.00	0.00	0.00	0.00	.00	0.00	19500.00	19500.00	2.07
12	KARNATAKA	15228.00	234088.00	249316.00	35.85	255348.00	268506.00	523854.00	47.62	55000.00	281931.00	336931.00	20.96
13	KERALA	1242.00	241215.00	242457.00	18.59	750.00	219781.00	220531.00	12.40	1000.00	255550.00	256550.00	13.17
14	MADHYA PRADESH	21100.00	241398.00	262498.00	33.32	19700.00	234198.00	253898.00	30.55	27500.00	247698.00	275198.00	29.69
15	MAHARASHTRA	0.00	1581625.00	1581625.00	58.92	0.00	1767600.00	1767600.00	56.12	0.00	1677394.00	1677394.00	45.61
16	MANIPUR
17	MEGHALAYA
18	MIZORAM
19	NAGALAND
20	ORISSA
21	PUNJAB
22	RAJASTHAN	8855.00	78944.00	87799.00	25.35	15001.00	64701.00	79702.00	21.53	16901.00	68501.00	85402.00	16.82
23	SIKKIM
24	TAMIL NADU	0.00	95235.00	95235.00	8.99	0.00	107689.00	107689.00	8.60	0.00	107633.00	107633.00	6.49
25	TRIPURA
26	UTTARANCHAL	0.00	11400.00	11400.00	3.59	2500.00	11400.00	13900.00	4.20	5000.00	13000.00	18000.00	4.74
27	UTTAR PRADESH	436.00	123005.00	123441.00	18.57	0.00	125713.00	125713.00	10.58	0.00	125713.00	125713.00	10.46
28	WEST BENGAL
	TOTAL STATES	152034.00	2684331.00	2836365.00	21.24	364705.00	2917048.00	3281753.00	19.04	175201.00	2891905.00	3067106.00	15.30
29	A. & N. ISLANDS
30	CHANDIGARH
31	DADRA & NAGAR HAVELI
32	DAMAN & DIU
33	DELHI	0.00	2007.00	2007.00	.36	0.00	2300.00	2300.00	.35	0.00	2500.00	2500.00	.36
34	LAKSHADWEEP
35	PONDICHERY
	TOTAL U.T.	0.00	2007.00	2007.00	.21	0.00	2300.00	2300.00	.21	0.00	2500.00	2500.00	.22
	TOTAL (STATE & UTs)	152034.00	2686338.00	2838372.00	19.81	364705.00	2919348.00	3284053.00	17.91	175201.00	2894405.00	3069606.00	14.48

..NICNET..

STATEMENT NO. (16): PLAN & NON-PLAN BUDGETED EXPENDITURE ON TECHNICAL EDUCATION (Sub-head wise)

ACCOUNT: REVENUE ACCOUNT

PROGRAM: ENGINEERING COLLEGES AND INSTITUTIONS

(RUPEES IN THOUSANDS)

SL. NO.	STATE/UNION TERRITORY	2003-04 (ACTUALS)				2004-05 (R.E.)				2005-06 (B.E.)			
		PLAN	NON-PLAN	TOTAL	% AGE TO TOTAL EXP. ON TEC. EDN.	PLAN	NON-PLAN	TOTAL	% AGE TO TOTAL EXP. ON TEC. EDN.	PLAN	NON-PLAN	TOTAL	% AGE TO TOTAL EXP. ON TEC. EDN.
1	ANDHRA PRADESH	0.00	14234.00	14234.00	1.37	0.00	14715.00	14715.00	.91	0.00	15583.00	15583.00	.95
2	ARUNACHAL PRADESH
3	ASSAM	27858.00	80193.00	108051.00	45.48	17200.00	102519.00	119719.00	39.24	17200.00	89951.00	107151.00	37.05
4	BIHAR	0.00	48460.00	48460.00	19.14	2206.00	63372.00	65578.00	22.58	4367.00	52788.00	57155.00	24.83
5	CHHATTISGARH	545.00	69076.00	69621.00	35.61	0.00	93082.00	93082.00	36.82	0.00	102560.00	102560.00	36.70
6	GOA	20570.00	44339.00	64909.00	40.74	21930.00	48483.00	70413.00	36.08	25475.00	54015.00	79490.00	35.57
7	GUJARAT	56676.00	354730.00	411406.00	36.75	139772.00	387133.00	526905.00	42.38	172540.00	339505.00	512045.00	41.56
8	HARYANA	0.00	35979.00	35979.00	8.41	0.00	38929.00	38929.00	7.66	0.00	53650.00	53650.00	7.55
9	HIMACHAL PRADESH
10	JAMMU & KASHMIR
11	JHARKHAND	4646.00	54783.00	59429.00	26.78	30300.00	50720.00	81020.00	12.61	10000.00	69497.00	79497.00	8.43
12	KARNATAKA	414.00	10083.00	10497.00	1.51	1400.00	11302.00	12702.00	1.15	2498.00	8919.00	11417.00	.71
13	KERALA	63989.00	256209.00	320198.00	24.55	335455.00	318716.00	654171.00	36.79	388000.00	343151.00	731151.00	37.52
14	MADHYA PRADESH	8050.00	89140.00	97190.00	12.34	35726.00	102627.00	138353.00	16.65	53313.00	109936.00	163249.00	17.61
15	MAHARASHTRA	21545.00	173090.00	194635.00	7.25	207702.00	192116.00	399818.00	12.69	732793.00	203342.00	936135.00	25.45
16	MANIPUR	5835.00	11025.00	16860.00	47.69	8500.00	8350.00	16850.00	40.56	0.00	8350.00	8350.00	23.52
17	MEGHALAYA
18	MIZORAM	0.00	0.00	0.00	.00	3.00	0.00	3.00	.00	0.00	0.00	0.00	.00
19	NAGALAND
20	ORISSA	7541.00	65896.00	73437.00	32.64	34200.00	90253.00	124453.00	54.71	37587.00	92758.00	130345.00	55.95
21	PUNJAB	6609.00	0.00	6609.00	1.80	4804.00	0.00	4804.00	1.61	110.00	0.00	110.00	.04
22	RAJASTHAN
23	SIKKIM
24	TAMIL NADU	26410.00	160792.00	187202.00	17.68	77075.00	172796.00	249871.00	19.95	412214.00	188354.00	600568.00	36.22
25	TRIPURA	229.00	24326.00	24555.00	64.17	685.00	21053.00	21738.00	59.03	690.00	24715.00	25405.00	61.07
26	UTTARANCHAL	137884.00	69053.00	206937.00	65.24	138737.00	69000.00	207737.00	62.80	153239.00	69003.00	222242.00	58.55
27	UTTAR PRADESH	26461.00	159527.00	185988.00	27.97	524705.00	148233.00	672938.00	56.62	523557.00	152523.00	676080.00	56.27
28	WEST BENGAL	12418.00	88497.00	100915.00	16.40	21530.00	120466.00	141996.00	18.02	7410.00	125868.00	133278.00	11.10
	TOTAL STATES	427680.00	1809432.00	2237112.00	16.75	1601930.00	2053865.00	3655795.00	21.21	2540993.00	2104468.00	4645461.00	23.17
29	A. & N. ISLANDS
30	CHANDIGARH	11598.00	112163.00	123761.00	71.20	8270.00	126025.00	134295.00	71.62	22300.00	120906.00	143206.00	73.14
31	DADRA & NAGAR HAVELI
32	DAMAN & DIU
33	DELHI	206821.00	154336.00	361157.00	64.50	238675.00	192446.00	431121.00	65.08	239675.00	202370.00	442045.00	63.89
34	LAKSHADWEEP
35	PONDICHERY	45276.00	0.00	45276.00	30.36	45300.00	0.00	45300.00	28.78	47300.00	0.00	47300.00	29.17
	TOTAL U.T.	263695.00	266499.00	530194.00	54.35	292245.00	318471.00	610716.00	55.71	309275.00	323276.00	632551.00	55.12
	TOTAL (STATE & UTs)	691375.00	2075931.00	2767306.00	19.31	1894175.00	2372336.00	4266511.00	23.27	2850268.00	2427744.00	5278012.00	24.90

..NICNET..

STATEMENT NO. (16): PLAN & NON-PLAN BUDGETED EXPENDITURE ON TECHNICAL EDUCATION (Sub-head wise)

ACCOUNT: REVENUE ACCOUNT
PROGRAM: SCHOLARSHIPS

(RUPEES IN THOUSANDS)

SL. NO.	STATE/UNION TERRITORY	2003-04 (ACTUALS)				2004-05 (R.E.)				2005-06 (B.E.)			
		PLAN	NON-PLAN	TOTAL	% AGE TO TOTAL EXP. ON TEC. EDN.	PLAN	NON-PLAN	TOTAL	% AGE TO TOTAL EXP. ON TEC. EDN.	PLAN	NON-PLAN	TOTAL	% AGE TO TOTAL EXP. ON TEC. EDN.
1	ANDHRA PRADESH	0.00	50215.00	50215.00	4.85	41500.00	16298.00	57798.00	3.57	41500.00	17113.00	58613.00	3.58
2	ARUNACHAL PRADESH
3	ASSAM	279.00	1349.00	1628.00	.69	1450.00	3145.00	4595.00	1.51	1450.00	4550.00	6000.00	2.07
4	BIHAR
5	CHHATTISGARH	0.00	115.00	115.00	.06	200.00	200.00	400.00	.16	200.00	200.00	400.00	.14
6	GOA
7	GUJARAT
8	HARYANA	0.00	228.00	228.00	.05	0.00	285.00	285.00	.06	0.00	325.00	325.00	.05
9	HIMACHAL PRADESH
10	JAMMU & KASHMIR
11	JHARKHAND	45.00	0.00	45.00	.02	195.00	0.00	195.00	.03	54.00	0.00	54.00	.01
12	KARNATAKA	0.00	5055.00	5055.00	.73	0.00	5670.00	5670.00	.52	0.00	5783.00	5783.00	.36
13	KERALA	0.00	5.00	5.00	.00	0.00	100.00	100.00	.01	0.00	100.00	100.00	.01
14	MADHYA PRADESH	103.00	155.00	258.00	.03	1000.00	950.00	1950.00	.23	1000.00	950.00	1950.00	.21
15	MAHARASHTRA	0.00	154.00	154.00	.01	0.00	410.00	410.00	.01	0.00	351.00	351.00	.01
16	MANIPUR	0.00	118.00	118.00	.33	0.00	350.00	350.00	.84	0.00	350.00	350.00	.99
17	MEGHALAYA	87.00	254.00	341.00	.28	295.00	245.00	540.00	.19	150.00	245.00	395.00	.18
18	MIZORAM
19	NAGALAND	0.00	0.00	0.00	.00	500.00	0.00	500.00	.41	0.00	0.00	0.00	.00
20	ORISSA	0.00	25.00	25.00	.01	0.00	35.00	35.00	.02	0.00	35.00	35.00	.02
21	PUNJAB	0.00	0.00	0.00	.00	0.00	100.00	100.00	.03	0.00	120.00	120.00	.04
22	RAJASTHAN
23	SIKKIM
24	TAMIL NADU	0.00	0.00	0.00	.00	0.00	20.00	20.00	.00	0.00	20.00	20.00	.00
25	TRIPURA	165.00	0.00	165.00	.43	260.00	0.00	260.00	.71	260.00	0.00	260.00	.63
26	UTTARANCHAL
27	UTTAR PRADESH
28	WEST BENGAL	15.00	0.00	15.00	.00	50.00	0.00	50.00	.01	100.00	0.00	100.00	.01
TOTAL STATES		694.00	57673.00	58367.00	.44	45450.00	27808.00	73258.00	.42	44714.00	30142.00	74856.00	.37
29	A. & N. ISLANDS
30	CHANDIGARH	0.00	5157.00	5157.00	2.97	0.00	2553.00	2553.00	1.36	0.00	0.00	0.00	.00
31	DADRA & NAGAR HAVELI
32	DAMAN & DIU	0.00	0.00	0.00	.00	50.00	0.00	50.00	.33	50.00	0.00	50.00	.24
33	DELHI
34	LAKSHADWEEP
35	PONDICHERY	0.00	146.00	146.00	.10	0.00	410.00	410.00	.26	0.00	410.00	410.00	.25
TOTAL U.T.		0.00	5303.00	5303.00	.54	50.00	2963.00	3013.00	.27	50.00	410.00	460.00	.04
TOTAL (STATE & UTs)		694.00	62976.00	63670.00	.44	45500.00	30771.00	76271.00	.42	44764.00	30552.00	75316.00	.36

STATEMENT NO. (16): PLAN & NON-PLAN BUDGETED EXPENDITURE ON TECHNICAL EDUCATION (Sub-head wise)

ACCOUNT: REVENUE ACCOUNT
PROGRAM: TRAINING

(RUPEES IN THOUSANDS)

SL. NO.	STATE/UNION TERRITORY	2003-04 (ACTUALS)				2004-05 (R.E.)				2005-06 (B.E.)			
		PLAN	NON-PLAN	TOTAL	% AGE TO TOTAL EXP. ON TEC. EDN.	PLAN	NON-PLAN	TOTAL	% AGE TO TOTAL EXP. ON TEC. EDN.	PLAN	NON-PLAN	TOTAL	% AGE TO TOTAL EXP. ON TEC. EDN.
1	ANDHRA PRADESH	458.00	0.00	458.00	.04	1000.00	0.00	1000.00	.06	1200.00	0.00	1200.00	.07
2	ARUNACHAL PRADESH
3	ASSAM
4	BIHAR
5	CHHATTISGARH	0.00	1553.00	1553.00	.79	0.00	1558.00	1558.00	.62	0.00	1598.00	1598.00	.57
6	GOA
7	GUJARAT	790.00	5.00	795.00	.07	800.00	10.00	810.00	.07	1000.00	20.00	1020.00	.08
8	HARYANA
9	HIMACHAL PRADESH
10	JAMMU & KASHMIR
11	JHARKHAND	0.00	0.00	0.00	.00	0.00	0.00	0.00	.00	20000.00	0.00	20000.00	2.12
12	KARNATAKA
13	KERALA	16208.00	12839.00	29047.00	2.23	9850.00	14872.00	24722.00	1.39	13000.00	15480.00	28480.00	1.46
14	MADHYA PRADESH	0.00	7663.00	7663.00	.97	500.00	8741.00	9241.00	1.11	500.00	134.00	634.00	.07
15	MAHARASHTRA
16	MANIPUR
17	MEGHALAYA
18	MIZORAM
19	NAGALAND
20	ORISSA
21	PUNJAB
22	RAJASTHAN	0.00	387.00	387.00	.11	0.00	409.00	409.00	.11	0.00	445.00	445.00	.09
23	SIKKIM
24	TAMIL NADU
25	TRIPURA
26	UTTARANCHAL
27	UTTAR PRADESH
28	WEST BENGAL	0.00	4253.00	4253.00	.69	0.00	4666.00	4666.00	.59	0.00	4521.00	4521.00	.38
TOTAL STATES		17456.00	26700.00	44156.00	.33	12150.00	30256.00	42406.00	.25	35700.00	22198.00	57898.00	.29
29	A. & N. ISLANDS
30	CHANDIGARH
31	DADRA & NAGAR HAVELI
32	DAMAN & DIU
33	DELHI
34	LAKSHADWEEP
35	PONDICHERY
TOTAL U.T.		0.00	0.00	0.00	.00	0.00	0.00	0.00	.00	0.00	0.00	0.00	.00
TOTAL (STATE & UTs)		17456.00	26700.00	44156.00	.31	12150.00	30256.00	42406.00	.23	35700.00	22198.00	57898.00	.27

..NICNET..

STATEMENT NO. (16): PLAN & NON-PLAN BUDGETED EXPENDITURE ON TECHNICAL EDUCATION (Sub-head wise)

ACCOUNT: REVENUE ACCOUNT
PROGRAM: OTHER EXPENDITURE

(RUPEES IN THOUSANDS)

SL. NO.	STATE/UNION TERRITORY	2003-04 (ACTUALS)				2004-05 (R.E.)				2005-06 (B.E.)			
		PLAN	NON-PLAN	TOTAL	% AGE TO TOTAL EXP. ON TEC. EDN.	PLAN	NON-PLAN	TOTAL	% AGE TO TOTAL EXP. ON TEC. EDN.	PLAN	NON-PLAN	TOTAL	% AGE TO TOTAL EXP. ON TEC. EDN.
1	ANDHRA PRADESH	225.00	0.00	225.00	.02	300.00	0.00	300.00	.02	300.00	0.00	300.00	.02
2	ARUNACHAL PRADESH
3	ASSAM	0.00	0.00	0.00	.00	0.00	0.00	0.00	.00	10000.00	0.00	10000.00	3.46
4	BIHAR
5	CHHATTISGARH	2455.00	9400.00	11855.00	6.06	2560.00	11500.00	14060.00	5.56	3060.00	11000.00	14060.00	5.03
6	GOA
7	GUJARAT	21403.00	22344.00	43747.00	3.91	22905.00	28584.00	51489.00	4.14	42450.00	23145.00	65595.00	5.32
8	HARYANA	0.00	4042.00	4042.00	.95	0.00	4310.00	4310.00	.85	0.00	4315.00	4315.00	.61
9	HIMACHAL PRADESH
10	JAMMU & KASHMIR
11	JHARKHAND	32498.00	0.00	32498.00	14.64	82225.00	50.00	82275.00	12.80	705046.00	40.00	705086.00	74.74
12	KARNATAKA	3733.00	15264.00	18997.00	2.73	51200.00	30244.00	81444.00	7.40	607592.00	37708.00	645300.00	40.15
13	KERALA	32350.00	26948.00	59298.00	4.55	53250.00	12546.00	65796.00	3.70	58500.00	13885.00	72385.00	3.71
14	MADHYA PRADESH	15086.00	49253.00	64339.00	8.17	23590.00	6000.00	29590.00	3.56	22735.00	6500.00	29235.00	3.15
15	MAHARASHTRA	0.00	9429.00	9429.00	.35	0.00	12947.00	12947.00	.41	0.00	10352.00	10352.00	.28
16	MANIPUR
17	MEGHALAYA	742.00	0.00	742.00	.61	1500.00	10.00	1510.00	.52	600.00	10.00	610.00	.28
18	MIZORAM
19	NAGALAND	94237.00	0.00	94237.00	85.27	3640.00	0.00	3640.00	2.98	0.00	0.00	0.00	.00
20	ORISSA	50100.00	10725.00	60825.00	27.03	800.00	6783.00	7583.00	3.33	841.00	7524.00	8365.00	3.59
21	PUNJAB	0.00	131531.00	131531.00	35.85	0.00	61941.00	61941.00	20.70	0.00	73791.00	73791.00	23.56
22	RAJASTHAN	0.00	0.00	0.00	.00	0.00	0.00	0.00	.00	1000.00	0.00	1000.00	.20
23	SIKKIM
24	TAMIL NADU	0.00	63432.00	63432.00	5.99	0.00	75486.00	75486.00	6.03	0.00	71349.00	71349.00	4.30
25	TRIPURA	880.00	1459.00	2339.00	6.11	696.00	1728.00	2424.00	6.58	726.00	1850.00	2576.00	6.19
26	UTTARANCHAL
27	UTTAR PRADESH	0.00	16942.00	16942.00	2.55	0.00	17593.00	17593.00	1.48	0.00	17790.00	17790.00	1.48
28	WEST BENGAL	984.00	22874.00	23858.00	3.88	100100.00	20883.00	120983.00	15.36	489300.00	22433.00	511733.00	42.60
TOTAL STATES		254693.00	383643.00	638336.00	4.78	342766.00	290605.00	633371.00	3.67	1942150.00	301692.00	2243842.00	11.19
29	A. & N. ISLANDS	44922.00	0.00	44922.00	65.53	34800.00	0.00	34800.00	54.89	32500.00	0.00	32500.00	48.65
30	CHANDIGARH
31	DADRA & NAGAR HAVELI
32	DAMAN & DIU	1000.00	0.00	1000.00	6.74	900.00	0.00	900.00	5.96	1300.00	0.00	1300.00	6.25
33	DELHI	4921.00	0.00	4921.00	.88	8100.00	0.00	8100.00	1.22	7920.00	0.00	7920.00	1.14
34	LAKSHADWEEP
35	PONDICHERY	56641.00	0.00	56641.00	37.98	53900.00	0.00	53900.00	34.25	58900.00	0.00	58900.00	36.33
TOTAL U.T.		107484.00	0.00	107484.00	11.02	97700.00	0.00	97700.00	8.91	100620.00	0.00	100620.00	8.77
TOTAL (STATE & UTs)		362177.00	383643.00	745820.00	5.20	440466.00	290605.00	731071.00	3.99	2042770.00	301692.00	2344462.00	11.06

..NICNET..

STATEMENT NO. (17): PLAN & NON-PLAN BUDGETED EXPENDITURE ON PHYSICAL EDUCATION

ACCOUNT: REVENUE ACCOUNT
PROGRAM: TOTAL EXPENDITURE

(RUPEES IN THOUSANDS)

SL. NO.	STATE/UNION TERRITORY	2003-04 (ACTUALS)				2004-05 (R.E.)				2005-06 (B.E.)			
		PLAN	NON-PLAN	TOTAL	% AGE TO TOTAL EXP. ON EDUCATION	PLAN	NON-PLAN	TOTAL	% AGE TO TOTAL EXP. ON EDUCATION	PLAN	NON-PLAN	TOTAL	% AGE TO TOTAL EXP. ON EDUCATION
1	ANDHRA PRADESH	0.00	10293.00	10293.00	.02	750.00	10639.00	11389.00	.02	445.00	11296.00	11741.00	.02
2	ARUNACHAL PRADESH	3876.00	5424.00	9300.00	.57	2567.00	5077.00	7644.00	.47	3050.00	3931.00	6981.00	.45
3	ASSAM	6424.00	47880.00	54304.00	.24	5200.00	56867.00	62067.00	.22	9000.00	57505.00	66505.00	.21
4	BIHAR	0.00	10279.00	10279.00	.04	0.00	15649.00	15649.00	.04	0.00	24849.00	24849.00	.06
5	CHHATTISGARH	0.00	2115.00	2115.00	.02	0.00	3162.00	3162.00	.03	0.00	3387.00	3387.00	.03
6	GOA	7041.00	15868.00	22909.00	.88	10736.00	17930.00	28666.00	.91	13641.00	25500.00	39141.00	1.22
7	GUJARAT	0.00	14600.00	14600.00	.04	0.00	12500.00	12500.00	.03	0.00	13000.00	13000.00	.03
8	HARYANA
9	HIMACHAL PRADESH	0.00	1504.00	1504.00	.02	0.00	1500.00	1500.00	.01	0.00	2126.00	2126.00	.02
10	JAMMU & KASHMIR
11	JHARKHAND	0.00	3127.00	3127.00	.03	0.00	3056.00	3056.00	.02	0.00	3102.00	3102.00	.02
12	KARNATAKA	0.00	2567.00	2567.00	.01	0.00	1186.00	1186.00	.00	0.00	1348.00	1348.00	.00
13	KERALA	9679.00	2839.00	12518.00	.04	700.00	3884.00	4584.00	.01	1000.00	4065.00	5065.00	.01
14	MADHYA PRADESH	0.00	3856.00	3856.00	.02	0.00	5780.00	5780.00	.02	0.00	5569.00	5569.00	.02
15	MAHARASHTRA	0.00	52146.00	52146.00	.06	1148.00	51367.00	52515.00	.05	0.00	40389.00	40389.00	.04
16	MANIPUR	190.00	16613.00	16803.00	.69	500.00	21417.00	21917.00	.73	600.00	20391.00	20991.00	.67
17	MEGHALAYA	60.00	95.00	155.00	.01	60.00	37.00	97.00	.00	50.00	39.00	89.00	.00
18	MIZORAM
19	NAGALAND
20	ORISSA	6400.00	3195.00	9595.00	.05	5003.00	3569.00	8572.00	.04	8601.00	3579.00	12180.00	.06
21	PUNJAB	0.00	8233.00	8233.00	.04	0.00	9950.00	9950.00	.04	0.00	10250.00	10250.00	.04
22	RAJASTHAN	1616.00	16172.00	17788.00	.05	6300.00	17899.00	24199.00	.06	7250.00	18699.00	25949.00	.05
23	SIKKIM
24	TAMIL NADU	0.00	6774.00	6774.00	.02	5001.00	8730.00	13731.00	.03	1.00	9471.00	9472.00	.02
25	TRIPURA	7144.00	114190.00	121334.00	2.56	23936.00	115247.00	139183.00	2.78	29014.00	126669.00	155683.00	2.89
26	UTTARANCHAL
27	UTTAR PRADESH	0.00	435.00	435.00	.00	0.00	500.00	500.00	.00	0.00	500.00	500.00	.00
28	WEST BENGAL	5635.00	20216.00	25851.00	.06	7685.00	23281.00	30966.00	.06	5485.00	24252.00	29737.00	.05
TOTAL STATES		48065.00	358421.00	406486.00	.07	69586.00	389227.00	458813.00	.07	78137.00	409917.00	488054.00	.06
29	A. & N. ISLANDS
30	CHANDIGARH	250.00	1762.00	2012.00	.14	200.00	2150.00	2350.00	.13	600.00	2400.00	3000.00	.18
31	DADRA & NAGAR HAVELI
32	DAMAN & DIU
33	DELHI	4972.00	654.00	5626.00	.05	10500.00	880.00	11380.00	.07	11500.00	1090.00	12590.00	.08
34	LAKSHADWEEP
35	PONDICHERY	19876.00	3680.00	23556.00	1.58	972.00	4175.00	5147.00	.31	972.00	4175.00	5147.00	.29
TOTAL U.T.		25098.00	6096.00	31194.00	.20	11672.00	7205.00	18877.00	.09	13072.00	7665.00	20737.00	.10
TOTAL (STATE & UTs)		73163.00	364517.00	437680.00	.07	81258.00	396432.00	477690.00	.07	91209.00	417582.00	508791.00	.07
CENTRE TOTAL		...	6500.00	6500.00	.01	...	6500.00	6500.00	.00	...	6500.00	6500.00	.00
GRAND TOTAL		73163.00	371017.00	444180.00	.06	81258.00	402932.00	484190.00	.06	91209.00	424082.00	515291.00	.05

..NICNET..

STATEMENT NO. (18): PLAN & NON-PLAN BUDGETED EXPENDITURE ON PHYSICAL EDUCATION (Sub-head wise)

ACCOUNT: REVENUE ACCOUNT
PROGRAM: PHYSICAL EDUCATION

(RUPEES IN THOUSANDS)

SL. NO.	STATE/UNION TERRITORY	2003-04 (ACTUALS)				2004-05 (R.E.)				2005-06 (B.E.)			
		PLAN	NON-PLAN	TOTAL	% AGE TO TOTAL EXP. ON PHY. EDU.	PLAN	NON-PLAN	TOTAL	% AGE TO TOTAL EXP. ON PHY. EDU.	PLAN	NON-PLAN	TOTAL	% AGE TO TOTAL EXP. ON PHY. EDU.
1	ANDHRA PRADESH	0.00	10293.00	10293.00	100.00	750.00	10639.00	11389.00	100.00	445.00	11296.00	11741.00	100.00
2	ARUNACHAL PRADESH	3876.00	5424.00	9300.00	100.00	2567.00	5077.00	7644.00	100.00	3050.00	3931.00	6981.00	100.00
3	ASSAM	6424.00	47880.00	54304.00	100.00	5200.00	56867.00	62067.00	100.00	9000.00	57505.00	66505.00	100.00
4	BIHAR	0.00	10279.00	10279.00	100.00	0.00	15649.00	15649.00	100.00	0.00	24849.00	24849.00	100.00
5	CHHATTISGARH	0.00	2115.00	2115.00	100.00	0.00	3162.00	3162.00	100.00	0.00	3387.00	3387.00	100.00
6	GOA	7041.00	15868.00	22909.00	100.00	10736.00	17930.00	28666.00	100.00	13641.00	25500.00	39141.00	100.00
7	GUJARAT	0.00	14600.00	14600.00	100.00	0.00	12500.00	12500.00	100.00	0.00	13000.00	13000.00	100.00
8	HARYANA
9	HIMACHAL PRADESH	0.00	1504.00	1504.00	100.00	0.00	1500.00	1500.00	100.00	0.00	2126.00	2126.00	100.00
10	JAMMU & KASHMIR
11	JHARKHAND	0.00	3127.00	3127.00	100.00	0.00	3056.00	3056.00	100.00	0.00	3102.00	3102.00	100.00
12	KARNATAKA	0.00	2567.00	2567.00	100.00	0.00	1186.00	1186.00	100.00	0.00	1348.00	1348.00	100.00
13	KERALA	9679.00	2839.00	12518.00	100.00	700.00	3884.00	4584.00	100.00	1000.00	4065.00	5065.00	100.00
14	MADHYA PRADESH	0.00	3856.00	3856.00	100.00	0.00	5780.00	5780.00	100.00	0.00	5569.00	5569.00	100.00
15	MAHARASHTRA	0.00	52146.00	52146.00	100.00	1148.00	51367.00	52515.00	100.00	0.00	40389.00	40389.00	100.00
16	MANIPUR	190.00	16613.00	16803.00	100.00	500.00	21417.00	21917.00	100.00	600.00	20391.00	20991.00	100.00
17	MEGHALAYA	60.00	95.00	155.00	100.00	60.00	37.00	97.00	100.00	50.00	39.00	89.00	100.00
18	MIZORAM
19	NAGALAND
20	ORISSA	6400.00	3195.00	9595.00	100.00	5003.00	3569.00	8572.00	100.00	8601.00	3579.00	12180.00	100.00
21	PUNJAB	0.00	8233.00	8233.00	100.00	0.00	9950.00	9950.00	100.00	0.00	10250.00	10250.00	100.00
22	RAJASTHAN	1616.00	16172.00	17788.00	100.00	6300.00	17899.00	24199.00	100.00	7250.00	18699.00	25949.00	100.00
23	SIKKIM
24	TAMIL NADU	0.00	6774.00	6774.00	100.00	5001.00	8730.00	13731.00	100.00	1.00	9471.00	9472.00	100.00
25	TRIPURA	7144.00	114190.00	121334.00	100.00	23936.00	115247.00	139183.00	100.00	29014.00	126669.00	155683.00	100.00
26	UTTARANCHAL
27	UTTAR PRADESH	0.00	435.00	435.00	100.00	0.00	500.00	500.00	100.00	0.00	500.00	500.00	100.00
28	WEST BENGAL	5635.00	20216.00	25851.00	100.00	7685.00	23281.00	30966.00	100.00	5485.00	24252.00	29737.00	100.00
	TOTAL STATES	48065.00	358421.00	406486.00	100.00	69586.00	389227.00	458813.00	100.00	78137.00	409917.00	488054.00	100.00
29	A. & N. ISLANDS
30	CHANDIGARH	250.00	1762.00	2012.00	100.00	200.00	2150.00	2350.00	100.00	600.00	2400.00	3000.00	100.00
31	DADRA & NAGAR HAVELI
32	DAMAN & DIU
33	DELHI	4972.00	654.00	5626.00	100.00	10500.00	880.00	11380.00	100.00	11500.00	1090.00	12590.00	100.00
34	LAKSHADWEEP
35	PONDICHERY	19876.00	3680.00	23556.00	100.00	972.00	4175.00	5147.00	100.00	972.00	4175.00	5147.00	100.00
	TOTAL U.T.	25098.00	6096.00	31194.00	100.00	11672.00	7205.00	18877.00	100.00	13072.00	7665.00	20737.00	100.00
	TOTAL (STATE & UTs)	73163.00	364517.00	437680.00	100.00	81258.00	396432.00	477690.00	100.00	91209.00	417582.00	508791.00	100.00

STATEMENT NO. (19): PLAN & NON-PLAN BUDGETED EXPENDITURE ON GENERAL

ACCOUNT: REVENUE ACCOUNT
PROGRAM: TOTAL EXPENDITURE

(RUPEES IN THOUSANDS)

SL. NO.	STATE/UNION TERRITORY	2003-04 (ACTUALS)				2004-05 (R.E.)				2005-06 (B.E.)			
		PLAN	NON-PLAN	TOTAL	% AGE TO TOTAL EXP. ON EDUCATION	PLAN	NON-PLAN	TOTAL	% AGE TO TOTAL EXP. ON EDUCATION	PLAN	NON-PLAN	TOTAL	% AGE TO TOTAL EXP. ON EDUCATION
1	ANDHRA PRADESH	16978.00	312163.00	329141.00	.76	63838.00	333962.00	397800.00	.85	119223.00	353842.00	473065.00	.94
2	ARUNACHAL PRADESH	6172.00	15422.00	21594.00	1.33	6036.00	16785.00	22821.00	1.41	5410.00	13180.00	18590.00	1.20
3	ASSAM	8649.00	60617.00	69266.00	.30	3700.00	104584.00	108284.00	.39	7000.00	88385.00	95385.00	.31
4	BIHAR	0.00	81472.00	81472.00	.29	900.00	83231.00	84131.00	.21	4500.00	79583.00	84083.00	.19
5	CHHATTISGARH	4308.00	15231.00	19539.00	.21	5750.00	19482.00	25232.00	.21	8100.00	21398.00	29498.00	.23
6	GOA	3307.00	22634.00	25941.00	1.00	3200.00	25775.00	28975.00	.92	3200.00	27035.00	30235.00	.94
7	GUJARAT	240002.00	286472.00	526474.00	1.46	435165.00	272799.00	707964.00	1.81	595053.00	262620.00	857673.00	2.29
8	HARYANA	25.00	81577.00	81602.00	.55	5000.00	99294.00	104294.00	.62	1000.00	127850.00	128850.00	.65
9	HIMACHAL PRADESH	0.00	108551.00	108551.00	1.14	4000.00	115389.00	119389.00	1.18	4400.00	114341.00	118741.00	1.15
10	JAMMU & KASHMIR	5535.00	22165.00	27700.00	.32	5535.00	23483.00	29018.00	.31	6255.00	29246.00	35501.00	.33
11	JHARKHAND
12	KARNATAKA	561183.00	46891.00	608074.00	1.65	664782.00	17498.00	682280.00	1.54	808375.00	18448.00	826823.00	1.74
13	KERALA	167361.00	55521.00	222882.00	.74	279690.00	50108.00	329798.00	.94	283900.00	52878.00	336778.00	.90
14	MADHYA PRADESH	0.00	9365.00	9365.00	.04	7250.00	57787.00	65037.00	.25	115500.00	58627.00	174127.00	.64
15	MAHARASHTRA	250138.00	458641.00	708779.00	.77	154615.00	853943.00	1008558.00	1.02	170772.00	608064.00	778836.00	.78
16	MANIPUR	5855.00	31840.00	37695.00	1.56	16017.00	32463.00	48480.00	1.62	4380.00	30821.00	35201.00	1.12
17	MEGHALAYA	17571.00	57387.00	74958.00	3.17	18800.00	68206.00	87006.00	3.21	20000.00	71972.00	91972.00	3.17
18	MIZORAM	13534.00	22928.00	36462.00	1.92	14011.00	23620.00	37631.00	1.72	14450.00	25100.00	39550.00	1.76
19	NAGALAND
20	ORISSA	486.00	13446.00	13932.00	.08	41630.00	14530.00	56160.00	.29	1003.00	14496.00	15499.00	.07
21	PUNJAB	0.00	93276.00	93276.00	.46	0.00	101893.00	101893.00	.46	0.00	104555.00	104555.00	.45
22	RAJASTHAN	5728.00	69452.00	75180.00	.21	4765.00	71857.00	76622.00	.19	9530.00	77246.00	86776.00	.18
23	SIKKIM	23093.00	19918.00	43011.00	3.29	29550.00	22253.00	51803.00	3.49	26300.00	24086.00	50386.00	3.13
24	TAMIL NADU	0.00	1550000.00	1550000.00	3.79	0.00	2313900.00	2313900.00	5.17	0.00	2373064.00	2373064.00	4.65
25	TRIPURA	700.00	83819.00	84519.00	1.78	66.00	90510.00	90576.00	1.81	650.00	98941.00	99591.00	1.85
26	UTTARANCHAL	42.00	43054.00	43096.00	.44	836.00	46407.00	47243.00	.41	981.00	55634.00	56615.00	.45
27	UTTAR PRADESH	7152.00	115406.00	122558.00	.20	13275.00	117192.00	130467.00	.19	15392.00	93664.00	109056.00	.14
28	WEST BENGAL	9805.00	649401.00	659206.00	1.49	61565.00	646098.00	707663.00	1.38	33835.00	678687.00	712522.00	1.30
TOTAL STATES		1347624.00	4326649.00	5674273.00	.93	1839976.00	5623049.00	7463025.00	1.06	2259209.00	5503763.00	7762972.00	1.02
29	A. & N. ISLANDS	16471.00	16116.00	32587.00	3.36	24377.00	18908.00	43285.00	3.93	25001.00	20173.00	45174.00	3.86
30	CHANDIGARH	200.00	11773.00	11973.00	.84	500.00	12000.00	12500.00	.70	300.00	12800.00	13100.00	.77
31	DADRA & NAGAR HAVELI	4558.00	4147.00	8705.00	4.70	4900.00	4450.00	9350.00	3.99	5500.00	5700.00	11200.00	5.18
32	DAMAN & DIU	3849.00	192.00	4041.00	2.46	4600.00	200.00	4800.00	1.83	10000.00	200.00	10200.00	5.15
33	DELHI	74586.00	179710.00	254296.00	2.26	135000.00	174375.00	309375.00	1.95	169000.00	202850.00	371850.00	2.31
34	LAKSHADWEEP	9620.00	82117.00	91737.00	46.23	37674.00	83367.00	121041.00	50.50	12550.00	83474.00	96024.00	47.51
35	PONDICHERY	10280.00	24576.00	34856.00	2.33	9674.00	29197.00	38871.00	2.30	5639.00	27371.00	33010.00	1.88
TOTAL U.T.		119564.00	318631.00	438195.00	2.79	216725.00	322497.00	539222.00	2.54	227990.00	352568.00	580558.00	2.72
TOTAL (STATE & UTs)		1467188.00	4645280.00	6112468.00	.97	2056701.00	5945546.00	8002247.00	1.10	2487199.00	5856331.00	8343530.00	1.07
CENTRE TOTAL		110315.00	497717.00	608032.00	.60	7653900.00	552400.00	8206300.00	6.20	13410800.00	595300.00	14006100.00	7.64
GRAND TOTAL		1577503.00	5142997.00	6720500.00	.92	9710601.00	6497946.00	16208547.00	1.89	15897999.00	6451631.00	22349630.00	2.32

..NICNET..

STATEMENT NO. (20): PLAN & NON-PLAN BUDGETED EXPENDITURE ON GENERAL (Sub-head wise)

ACCOUNT: REVENUE ACCOUNT
PROGRAM: DIRECTION & ADMINISTRATION

(RUPEES IN THOUSANDS)

SL. NO.	STATE/UNION TERRITORY	2003-04 (ACTUALS)				2004-05 (R.E.)				2005-06 (B.E.)			
		PLAN	NON-PLAN	TOTAL	% AGE TO TOTAL EXP. ON GENERAL	PLAN	NON-PLAN	TOTAL	% AGE TO TOTAL EXP. ON GENERAL	PLAN	NON-PLAN	TOTAL	% AGE TO TOTAL EXP. ON GENERAL
1	ANDHRA PRADESH	7192.00	283482.00	290674.00	88.31	59817.00	300197.00	360014.00	90.50	112201.00	317970.00	430171.00	90.93
2	ARUNACHAL PRADESH	6172.00	15422.00	21594.00	100.00	6036.00	16785.00	22821.00	100.00	5410.00	13180.00	18590.00	100.00
3	ASSAM	3694.00	11133.00	14827.00	21.41	2202.00	21466.00	23668.00	21.86	4476.00	21969.00	26445.00	27.72
4	BIHAR	0.00	12728.00	12728.00	15.62	0.00	15071.00	15071.00	17.91	0.00	16421.00	16421.00	19.53
5	CHHATTISGARH	387.00	13485.00	13872.00	71.00	750.00	17482.00	18232.00	72.26	2750.00	19398.00	22148.00	75.08
6	GOA	3307.00	22614.00	25921.00	99.92	3200.00	25650.00	28850.00	99.57	3200.00	26910.00	30110.00	99.59
7	GUJARAT	72106.00	147815.00	219921.00	41.77	229529.00	142700.00	372229.00	52.58	158853.00	141600.00	300453.00	35.03
8	HARYANA	25.00	81552.00	81577.00	99.97	5000.00	99269.00	104269.00	99.98	1000.00	127825.00	128825.00	99.98
9	HIMACHAL PRADESH
10	JAMMU & KASHMIR
11	JHARKHAND
12	KARNATAKA	0.00	2466.00	2466.00	.41	0.00	2047.00	2047.00	.30	0.00	2635.00	2635.00	.32
13	KERALA
14	MADHYA PRADESH	0.00	3991.00	3991.00	42.62	6250.00	42730.00	48980.00	75.31	24000.00	44558.00	68558.00	39.37
15	MAHARASHTRA	1376.00	184619.00	185995.00	26.24	1375.00	262651.00	264026.00	26.18	4000.00	209590.00	213590.00	27.42
16	MANIPUR	34.00	17279.00	17313.00	45.93	10510.00	17502.00	28012.00	57.78	560.00	16756.00	17316.00	49.19
17	MEGHALAYA
18	MIZORAM	4237.00	9873.00	14110.00	38.70	3740.00	10190.00	13930.00	37.02	3900.00	10740.00	14640.00	37.02
19	NAGALAND
20	ORISSA	54.00	10200.00	10254.00	73.60	0.00	10983.00	10983.00	19.56	0.00	10962.00	10962.00	70.73
21	PUNJAB	0.00	92524.00	92524.00	99.19	0.00	100984.00	100984.00	99.11	0.00	103660.00	103660.00	99.14
22	RAJASTHAN
23	SIKKIM	18137.00	19918.00	38055.00	88.48	21300.00	22253.00	43553.00	84.07	20300.00	24086.00	44386.00	88.09
24	TAMIL NADU
25	TRIPURA	700.00	83287.00	83987.00	99.37	66.00	90510.00	90576.00	100.00	550.00	98941.00	99491.00	99.90
26	UTTARANCHAL
27	UTTAR PRADESH	107.00	7926.00	8033.00	6.55	0.00	9362.00	9362.00	7.18	0.00	8908.00	8908.00	8.17
28	WEST BENGAL	303.00	19795.00	20098.00	3.05	1250.00	21606.00	22856.00	3.23	405.00	494238.00	494643.00	69.42
TOTAL STATES		117831.00	1040109.00	1157940.00	20.41	351025.00	1229438.00	1580463.00	21.18	341605.00	1710347.00	2051952.00	26.43
29	A. & N. ISLANDS	2721.00	15922.00	18643.00	57.21	5077.00	18461.00	23538.00	54.38	5186.00	19694.00	24880.00	55.08
30	CHANDIGARH	200.00	11773.00	11973.00	100.00	500.00	12000.00	12500.00	100.00	300.00	12800.00	13100.00	100.00
31	DADRA & NAGAR HAVELI	3858.00	3547.00	7405.00	85.07	4200.00	3950.00	8150.00	87.17	4100.00	4200.00	8300.00	74.11
32	DAMAN & DIU
33	DELHI	0.00	44607.00	44607.00	17.54	0.00	52660.00	52660.00	17.02	0.00	57900.00	57900.00	15.57
34	LAKSHADWEEP
35	PONDICHERY	6272.00	19482.00	25754.00	73.89	6761.00	23011.00	29772.00	76.59	1883.00	21291.00	23174.00	70.20
TOTAL U.T.		13051.00	95331.00	108382.00	24.73	16538.00	110082.00	126620.00	23.48	11469.00	115885.00	127354.00	21.94
TOTAL (STATE & UTs)		130882.00	1135440.00	1266322.00	20.72	367563.00	1339520.00	1707083.00	21.33	353074.00	1826232.00	2179306.00	26.12

..NICNET..

STATEMENT NO. (20): PLAN & NON-PLAN BUDGETED EXPENDITURE ON GENERAL (Sub-head wise)

ACCOUNT: REVENUE ACCOUNT
PROGRAM: SCHOLARSHIPS

(RUPEES IN THOUSANDS)

SL. NO.	STATE/UNION TERRITORY	2003-04 (ACTUALS)				2004-05 (R.E.)				2005-06 (B.E.)			
		PLAN	NON-PLAN	TOTAL	% AGE TO TOTAL EXP. ON GENERAL	PLAN	NON-PLAN	TOTAL	% AGE TO TOTAL EXP. ON GENERAL	PLAN	NON-PLAN	TOTAL	% AGE TO TOTAL EXP. ON GENERAL
1	ANDHRA PRADESH
2	ARUNACHAL PRADESH
3	ASSAM
4	BIHAR
5	CHHATTISGARH	0.00	220.00	220.00	1.13	0.00	400.00	400.00	1.59	0.00	400.00	400.00	1.36
6	GOA
7	GUJARAT	0.00	6630.00	6630.00	1.26	0.00	16909.00	16909.00	2.39	7000.00	0.00	7000.00	.82
8	HARYANA
9	HIMACHAL PRADESH	0.00	8463.00	8463.00	7.80	0.00	4468.00	4468.00	3.74	400.00	4468.00	4868.00	4.10
10	JAMMU & KASHMIR
11	JHARKHAND
12	KARNATAKA	0.00	50.00	50.00	.01	0.00	200.00	200.00	.03	0.00	200.00	200.00	.02
13	KERALA
14	MADHYA PRADESH	0.00	0.00	0.00	.00	0.00	2235.00	2235.00	3.44	0.00	2235.00	2235.00	1.28
15	MAHARASHTRA	6499.00	29949.00	36448.00	5.14	6500.00	41513.00	48013.00	4.76	5000.00	41066.00	46066.00	5.91
16	MANIPUR	0.00	0.00	0.00	.00	0.00	100.00	100.00	.21	0.00	100.00	100.00	.28
17	MEGHALAYA
18	MIZORAM
19	NAGALAND
20	ORISSA
21	PUNJAB	0.00	0.00	0.00	.00	0.00	134.00	134.00	.13	0.00	120.00	120.00	.11
22	RAJASTHAN
23	SIKKIM	4956.00	0.00	4956.00	11.52	8250.00	0.00	8250.00	15.93	6000.00	0.00	6000.00	11.91
24	TAMIL NADU
25	TRIPURA
26	UTTARANCHAL
27	UTTAR PRADESH	0.00	0.00	0.00	.00	0.00	0.00	0.00	.00	0.00	15.00	15.00	.01
28	WEST BENGAL	3.00	61457.00	61460.00	9.32	500.00	10536.00	11036.00	1.56	400.00	10852.00	11252.00	1.58
TOTAL STATES		11458.00	106769.00	118227.00	2.08	15250.00	76495.00	91745.00	1.23	18800.00	59456.00	78256.00	1.01
29	A. & N. ISLANDS	0.00	52.00	52.00	.16	0.00	177.00	177.00	.41	0.00	200.00	200.00	.44
30	CHANDIGARH
31	DADRA & NAGAR HAVELI	700.00	600.00	1300.00	14.93	700.00	500.00	1200.00	12.83	1400.00	1500.00	2900.00	25.89
32	DAMAN & DIU	12.00	192.00	204.00	5.05	200.00	200.00	400.00	8.33	200.00	200.00	400.00	3.92
33	DELHI	47464.00	31250.00	78714.00	30.95	51500.00	0.00	51500.00	16.65	61500.00	0.00	61500.00	16.54
34	LAKSHADWEEP
35	PONDICHERY	29.00	192.00	221.00	.63	222.00	260.00	482.00	1.24	3.00	260.00	263.00	.80
TOTAL U.T.		48205.00	32286.00	80491.00	18.37	52622.00	1137.00	53759.00	9.97	63103.00	2160.00	65263.00	11.24
TOTAL (STATE & UTs)		59663.00	139055.00	198718.00	3.25	67872.00	77632.00	145504.00	1.82	81903.00	61616.00	143519.00	1.72

..NICNET..

STATEMENT NO. (20): PLAN & NON-PLAN BUDGETED EXPENDITURE ON GENERAL (Sub-head wise)

ACCOUNT: REVENUE ACCOUNT
PROGRAM: RESEARCH

(RUPEES IN THOUSANDS)

SL. NO.	STATE/UNION TERRITORY	2003-04 (ACTUALS)				2004-05 (R.E.)				2005-06 (B.E.)			
		PLAN	NON-PLAN	TOTAL	% AGE TO TOTAL EXP. ON GENERAL	PLAN	NON-PLAN	TOTAL	% AGE TO TOTAL EXP. ON GENERAL	PLAN	NON-PLAN	TOTAL	% AGE TO TOTAL EXP. ON GENERAL
1	ANDHRA PRADESH
2	ARUNACHAL PRADESH
3	ASSAM	4955.00	47339.00	52294.00	75.50	25.00	75033.00	75058.00	69.32	100.00	63294.00	63394.00	66.46
4	BIHAR	0.00	68492.00	68492.00	84.07	900.00	66138.00	67038.00	79.68	4500.00	62483.00	66983.00	79.66
5	CHHATTISGARH
6	GOA
7	GUJARAT
8	HARYANA
9	HIMACHAL PRADESH
10	JAMMU & KASHMIR	0.00	1634.00	1634.00	5.90	0.00	3616.00	3616.00	12.46	0.00	4088.00	4088.00	11.52
11	JHARKHAND
12	KARNATAKA
13	KERALA	13600.00	14883.00	28483.00	12.78	13600.00	16668.00	30268.00	9.18	14000.00	18335.00	32335.00	9.60
14	MADHYA PRADESH
15	MAHARASHTRA	2352.00	1935.00	4287.00	.60	2000.00	12987.00	14987.00	1.49	2000.00	1885.00	3885.00	.50
16	MANIPUR	0.00	0.00	0.00	.00	10.00	0.00	10.00	.02	10.00	0.00	10.00	.03
17	MEGHALAYA
18	MIZORAM	1392.00	544.00	1936.00	5.31	1800.00	640.00	2440.00	6.48	2100.00	690.00	2790.00	7.05
19	NAGALAND
20	ORISSA
21	PUNJAB
22	RAJASTHAN	0.00	25357.00	25357.00	33.73	249.00	27340.00	27589.00	36.01	600.00	29340.00	29940.00	34.50
23	SIKKIM
24	TAMIL NADU
25	TRIPURA
26	UTTARANCHAL	0.00	549.00	549.00	1.27	0.00	843.00	843.00	1.78	0.00	868.00	868.00	1.53
27	UTTAR PRADESH	0.00	9791.00	9791.00	7.99	0.00	10373.00	10373.00	7.95	0.00	10578.00	10578.00	9.70
28	WEST BENGAL	0.00	0.00	0.00	.00	0.00	365.00	365.00	.05	0.00	376.00	376.00	.05
TOTAL STATES		22299.00	170524.00	192823.00	3.40	18584.00	214003.00	232587.00	3.12	23310.00	191937.00	215247.00	2.77
29	A. & N. ISLANDS
30	CHANDIGARH
31	DADRA & NAGAR HAVELI
32	DAMAN & DIU
33	DELHI
34	LAKSHADWEEP
35	PONDICHERY	0.00	898.00	898.00	2.58	0.00	989.00	989.00	2.54	0.00	989.00	989.00	3.00
TOTAL U.T.		0.00	898.00	898.00	.20	0.00	989.00	989.00	.18	0.00	989.00	989.00	.17
TOTAL (STATE & UTs)		22299.00	171422.00	193721.00	3.17	18584.00	214992.00	233576.00	2.92	23310.00	192926.00	216236.00	2.59

..NICNET..

STATEMENT NO. (20): PLAN & NON-PLAN BUDGETED EXPENDITURE ON GENERAL (Sub-head wise)

ACCOUNT: REVENUE ACCOUNT
PROGRAM: TRAINING

(RUPEES IN THOUSANDS)

SL. NO.	STATE/UNION TERRITORY	2003-04 (ACTUALS)				2004-05 (R.E.)				2005-06 (B.E.)			
		PLAN	NON-PLAN	TOTAL	% AGE TO TOTAL EXP. ON GENERAL	PLAN	NON-PLAN	TOTAL	% AGE TO TOTAL EXP. ON GENERAL	PLAN	NON-PLAN	TOTAL	% AGE TO TOTAL EXP. ON GENERAL
1	ANDHRA PRADESH	0.00	14989.00	14989.00	4.55	2071.00	15603.00	17674.00	4.44	5029.00	16520.00	21549.00	4.56
2	ARUNACHAL PRADESH
3	ASSAM
4	BIHAR
5	CHHATTISGARH
6	GOA
7	GUJARAT	0.00	1330.00	1330.00	.25	0.00	175.00	175.00	.02	0.00	175.00	175.00	.02
8	HARYANA
9	HIMACHAL PRADESH
10	JAMMU & KASHMIR	5535.00	20531.00	26066.00	94.10	5535.00	19867.00	25402.00	87.54	6255.00	25158.00	31413.00	88.48
11	JHARKHAND
12	KARNATAKA
13	KERALA	2500.00	33066.00	35566.00	15.96	1250.00	25934.00	27184.00	8.24	2000.00	27013.00	29013.00	8.61
14	MADHYA PRADESH
15	MAHARASHTRA	319.00	50353.00	50672.00	7.15	950.00	58955.00	59905.00	5.94	1000.00	61785.00	62785.00	8.06
16	MANIPUR	2007.00	14561.00	16568.00	43.95	2477.00	14861.00	17338.00	35.76	2790.00	13965.00	16755.00	47.60
17	MEGHALAYA	14760.00	44995.00	59755.00	79.72	15780.00	54992.00	70772.00	81.34	16970.00	58496.00	75466.00	82.05
18	MIZORAM
19	NAGALAND
20	ORISSA	432.00	991.00	1423.00	10.21	1000.00	1368.00	2368.00	4.22	1000.00	1356.00	2356.00	15.20
21	PUNJAB
22	RAJASTHAN	2819.00	39778.00	42597.00	56.66	2000.00	39985.00	41985.00	54.79	3000.00	43020.00	46020.00	53.03
23	SIKKIM
24	TAMIL NADU
25	TRIPURA
26	UTTARANCHAL	0.00	4980.00	4980.00	11.56	0.00	6648.00	6648.00	14.07	0.00	7241.00	7241.00	12.79
27	UTTAR PRADESH	3437.00	96264.00	99701.00	81.35	9483.00	97143.00	106626.00	81.73	10422.00	73665.00	84087.00	77.10
28	WEST BENGAL
TOTAL STATES		31809.00	321838.00	353647.00	6.23	40546.00	335531.00	376077.00	5.04	48466.00	328394.00	376860.00	4.85
29	A. & N. ISLANDS
30	CHANDIGARH
31	DADRA & NAGAR HAVELI
32	DAMAN & DIU
33	DELHI	0.00	248.00	248.00	.10	0.00	250.00	250.00	.08	0.00	420.00	420.00	.11
34	LAKSHADWEEP
35	PONDICHERY
TOTAL U.T.		0.00	248.00	248.00	.06	0.00	250.00	250.00	.05	0.00	420.00	420.00	.07
TOTAL (STATE & UTs)		31809.00	322086.00	353895.00	5.79	40546.00	335781.00	376327.00	4.70	48466.00	328814.00	377280.00	4.52

..NICNET..

STATEMENT NO. (20): PLAN & NON-PLAN BUDGETED EXPENDITURE ON GENERAL (Sub-head wise)

ACCOUNT: REVENUE ACCOUNT
PROGRAM: OTHER EXPENDITURE

(RUPEES IN THOUSANDS)

SL. NO.	STATE/UNION TERRITORY	2003-04 (ACTUALS)				2004-05 (R.E.)				2005-06 (B.E.)			
		PLAN	NON-PLAN	TOTAL	% AGE TO TOTAL EXP. ON GENERAL	PLAN	NON-PLAN	TOTAL	% AGE TO TOTAL EXP. ON GENERAL	PLAN	NON-PLAN	TOTAL	% AGE TO TOTAL EXP. ON GENERAL
1	ANDHRA PRADESH	9786.00	13692.00	23478.00	7.13	1950.00	18162.00	20112.00	5.06	1993.00	19352.00	21345.00	4.51
2	ARUNACHAL PRADESH
3	ASSAM	0.00	2145.00	2145.00	3.10	1473.00	8085.00	9558.00	8.83	2424.00	3122.00	5546.00	5.81
4	BIHAR	0.00	252.00	252.00	.31	0.00	2022.00	2022.00	2.40	0.00	679.00	679.00	.81
5	CHHATTISGARH	3921.00	1526.00	5447.00	27.88	5000.00	1600.00	6600.00	26.16	5350.00	1600.00	6950.00	23.56
6	GOA	0.00	20.00	20.00	.08	0.00	125.00	125.00	.43	0.00	125.00	125.00	.41
7	GUJARAT	167896.00	130697.00	298593.00	56.72	205636.00	113015.00	318651.00	45.01	429200.00	120845.00	550045.00	64.13
8	HARYANA	0.00	25.00	25.00	.03	0.00	25.00	25.00	.02	0.00	25.00	25.00	.02
9	HIMACHAL PRADESH	0.00	100088.00	100088.00	92.20	4000.00	110921.00	114921.00	96.26	4000.00	109873.00	113873.00	95.90
10	JAMMU & KASHMIR
11	JHARKHAND
12	KARNATAKA	561183.00	44375.00	605558.00	99.59	664782.00	15251.00	680033.00	99.67	808375.00	15613.00	823988.00	99.66
13	KERALA	151261.00	7572.00	158833.00	71.26	264840.00	7506.00	272346.00	82.58	267900.00	7530.00	275430.00	81.78
14	MADHYA PRADESH	0.00	5374.00	5374.00	57.38	1000.00	12822.00	13822.00	21.25	91500.00	11834.00	103334.00	59.34
15	MAHARASHTRA	239592.00	191785.00	431377.00	60.86	143790.00	477837.00	621627.00	61.64	158772.00	293738.00	452510.00	58.10
16	MANIPUR	3814.00	0.00	3814.00	10.12	3020.00	0.00	3020.00	6.23	1020.00	0.00	1020.00	2.90
17	MEGHALAYA	2811.00	12392.00	15203.00	20.28	3020.00	13214.00	16234.00	18.66	3030.00	13476.00	16506.00	17.95
18	MIZORAM	7905.00	12511.00	20416.00	55.99	8471.00	12790.00	21261.00	56.50	8450.00	13670.00	22120.00	55.93
19	NAGALAND
20	ORISSA	0.00	2255.00	2255.00	16.19	40630.00	2179.00	42809.00	76.23	3.00	2178.00	2181.00	14.07
21	PUNJAB	0.00	752.00	752.00	.81	0.00	775.00	775.00	.76	0.00	775.00	775.00	.74
22	RAJASTHAN	2909.00	4317.00	7226.00	9.61	2516.00	4532.00	7048.00	9.20	5930.00	4886.00	10816.00	12.46
23	SIKKIM
24	TAMIL NADU	0.00	1550000.00	1550000.00	100.00	0.00	2313900.00	2313900.00	100.00	0.00	2373064.00	2373064.00	100.00
25	TRIPURA	0.00	532.00	532.00	.63	0.00	0.00	0.00	.00	100.00	0.00	100.00	.10
26	UTTARANCHAL	42.00	37525.00	37567.00	87.17	836.00	38916.00	39752.00	84.14	981.00	47525.00	48506.00	85.68
27	UTTAR PRADESH	3608.00	1425.00	5033.00	4.11	3792.00	314.00	4106.00	3.15	4970.00	498.00	5468.00	5.01
28	WEST BENGAL	9499.00	568149.00	577648.00	87.63	59815.00	613591.00	673406.00	95.16	33030.00	173221.00	206251.00	28.95
	TOTAL STATES	1164227.00	2687409.00	3851636.00	67.88	1414571.00	3767582.00	5182153.00	69.44	1827028.00	3213629.00	5040657.00	64.93
29	A. & N. ISLANDS	13750.00	142.00	13892.00	42.63	19300.00	270.00	19570.00	45.21	19815.00	279.00	20094.00	44.48
30	CHANDIGARH
31	DADRA & NAGAR HAVELI
32	DAMAN & DIU	3837.00	0.00	3837.00	94.95	4400.00	0.00	4400.00	91.67	9800.00	0.00	9800.00	96.08
33	DELHI	27122.00	103605.00	130727.00	51.41	83500.00	121465.00	204965.00	66.25	107500.00	144530.00	252030.00	67.78
34	LAKSHADWEEP	9620.00	82117.00	91737.00	100.00	37674.00	83367.00	121041.00	100.00	12550.00	83474.00	96024.00	100.00
35	PONDICHERY	3979.00	4004.00	7983.00	22.90	2691.00	4937.00	7628.00	19.62	3753.00	4831.00	8584.00	26.00
	TOTAL U.T.	58308.00	189868.00	248176.00	56.64	147565.00	210039.00	357604.00	66.32	153418.00	233114.00	386532.00	66.58
	TOTAL (STATE & UTs)	1222535.00	2877277.00	4099812.00	67.07	1562136.00	3977621.00	5539757.00	69.23	1980446.00	3446743.00	5427189.00	65.05

..NICNET..

STATEMENT NO. (21): PLAN & NON-PLAN BUDGETED EXPENDITURE ON LANGUAGE DEVELOPMENT

ACCOUNT: REVENUE ACCOUNT
PROGRAM: TOTAL EXPENDITURE

(RUPEES IN THOUSANDS)

SL. NO.	STATE/UNION TERRITORY	2003-04 (ACTUALS)				2004-05 (R.E.)				2005-06 (B.E.)			
		PLAN	NON-PLAN	TOTAL	% AGE TO TOTAL EXP. ON EDUCATION	PLAN	NON-PLAN	TOTAL	% AGE TO TOTAL EXP. ON EDUCATION	PLAN	NON-PLAN	TOTAL	% AGE TO TOTAL EXP. ON EDUCATION
1	ANDHRA PRADESH	115.00	134289.00	134404.00	.31	7380.00	143144.00	150524.00	.32	7380.00	152527.00	159907.00	.32
2	ARUNACHAL PRADESH
3	ASSAM	11607.00	108109.00	119716.00	.52	3650.00	358830.00	362480.00	1.29	34495.00	233304.00	267799.00	.86
4	BIHAR	0.00	434583.00	434583.00	1.55	800.00	742015.00	742815.00	1.81	800.00	579009.00	579809.00	1.33
5	CHHATTISGARH	724.00	8683.00	9407.00	.10	675.00	3547.00	4222.00	.04	0.00	4189.00	4189.00	.03
6	GOA	7982.00	74.00	8056.00	.31	13700.00	100.00	13800.00	.44	10300.00	200.00	10500.00	.33
7	GUJARAT	9921.00	25363.00	35284.00	.10	9250.00	25478.00	34728.00	.09	8770.00	22527.00	31297.00	.08
8	HARYANA	10000.00	0.00	10000.00	.07	10000.00	0.00	10000.00	.06	13300.00	0.00	13300.00	.07
9	HIMACHAL PRADESH	1309.00	19580.00	20889.00	.22	5487.00	19844.00	25331.00	.25	10344.00	17812.00	28156.00	.27
10	JAMMU & KASHMIR
11	JHARKHAND	0.00	46651.00	46651.00	.49	0.00	59579.00	59579.00	.41	0.00	59262.00	59262.00	.33
12	KARNATAKA	15148.00	130945.00	146093.00	.40	35000.00	72755.00	107755.00	.24	20700.00	74689.00	95389.00	.20
13	KERALA	17797.00	123765.00	141562.00	.47	14325.00	126703.00	141028.00	.40	18400.00	134971.00	153371.00	.41
14	MADHYA PRADESH	571.00	17928.00	18499.00	.08	2825.00	24034.00	26859.00	.10	4055.00	23739.00	27794.00	.10
15	MAHARASHTRA	0.00	334.00	334.00	.00	0.00	380.00	380.00	.00	0.00	482.00	482.00	.00
16	MANIPUR	64.00	3439.00	3503.00	.14	3105.00	2279.00	5384.00	.18	1410.00	1631.00	3041.00	.10
17	MEGHALAYA	200.00	0.00	200.00	.01	300.00	4.00	304.00	.01	150.00	5.00	155.00	.01
18	MIZORAM	10964.00	92161.00	103125.00	5.42	9530.00	100037.00	109567.00	5.01	11310.00	106907.00	118217.00	5.27
19	NAGALAND	24340.00	61386.00	85726.00	3.70	7900.00	62582.00	70482.00	3.17	7900.00	68975.00	76875.00	3.20
20	ORISSA	42851.00	25252.00	68103.00	.37	23240.00	60270.00	83510.00	.43	15504.00	51964.00	67468.00	.31
21	PUNJAB	2063.00	44027.00	46090.00	.23	32620.00	59395.00	92015.00	.41	16400.00	52515.00	68915.00	.30
22	RAJASTHAN	7390.00	374736.00	382126.00	1.06	14966.00	399406.00	414372.00	1.04	32719.00	430653.00	463372.00	.94
23	SIKKIM	3908.00	0.00	3908.00	.30	800.00	0.00	800.00	.05	3600.00	0.00	3600.00	.22
24	TAMIL NADU	7399.00	129103.00	136502.00	.33	6804.00	171003.00	177807.00	.40	6239.00	174636.00	180875.00	.35
25	TRIPURA	200.00	15750.00	15950.00	.34	0.00	16999.00	16999.00	.34	210.00	18349.00	18559.00	.34
26	UTTARANCHAL	0.00	34613.00	34613.00	.35	0.00	34138.00	34138.00	.29	0.00	34263.00	34263.00	.27
27	UTTAR PRADESH	206.00	398562.00	398768.00	.66	1001.00	422117.00	423118.00	.60	1201.00	440066.00	441267.00	.57
28	WEST BENGAL	28204.00	103476.00	131680.00	.30	40306.00	168400.00	208706.00	.41	45570.00	176749.00	222319.00	.41
TOTAL STATES		202963.00	2332809.00	2535772.00	.41	243664.00	3073039.00	3316703.00	.47	270757.00	2859424.00	3130181.00	.41
29	A. & N. ISLANDS	2055.00	30.00	2085.00	.22	2057.00	30.00	2087.00	.19	2220.00	30.00	2250.00	.19
30	CHANDIGARH	512.00	3516.00	4028.00	.28	275.00	4100.00	4375.00	.25	360.00	4450.00	4810.00	.28
31	DADRA & NAGAR HAVELI
32	DAMAN & DIU
33	DELHI	0.00	0.00	0.00	.00	1000.00	0.00	1000.00	.01	9000.00	0.00	9000.00	.06
34	LAKSHADWEEP
35	PONDICHERY	1834.00	0.00	1834.00	.12	1977.00	0.00	1977.00	.12	2131.00	0.00	2131.00	.12
TOTAL U.T.		4401.00	3546.00	7947.00	.05	5309.00	4130.00	9439.00	.04	13711.00	4480.00	18191.00	.09
TOTAL (STATE & UTs)		207364.00	2336355.00	2543719.00	.40	248973.00	3077169.00	3326142.00	.46	284468.00	2863904.00	3148372.00	.40
CENTRE TOTAL		1036676.00	364409.00	1401085.00	1.38	1033000.00	382500.00	1415500.00	1.07	1125500.00	395900.00	1521400.00	.83
GRAND TOTAL		1244040.00	2700764.00	3944804.00	.54	1281973.00	3459669.00	4741642.00	.55	1409968.00	3259804.00	4669772.00	.49

..NICNET..

STATEMENT NO. (22): PLAN & NON-PLAN BUDGETED EXPENDITURE ON LANGUAGE DEVELOPMENT (Sub-head wise)

ACCOUNT: REVENUE ACCOUNT

PROGRAM: PROMOTION OF MODERN INDIAN LANGUAGES & LITERATURE

(RUPEES IN THOUSANDS)

SL. NO.	STATE/UNION TERRITORY	2003-04 (ACTUALS)				2004-05 (R.E.)				2005-06 (B.E.)			
		PLAN	NON-PLAN	TOTAL	% AGE TO TOTAL EXP. ON LNG. DVL.	PLAN	NON-PLAN	TOTAL	% AGE TO TOTAL EXP. ON LNG. DVL.	PLAN	NON-PLAN	TOTAL	% AGE TO TOTAL EXP. ON LNG. DVL.
1	ANDHRA PRADESH	115.00	22056.00	22171.00	16.50	7280.00	23520.00	30800.00	20.46	7280.00	25060.00	32340.00	20.22
2	ARUNACHAL PRADESH
3	ASSAM
4	BIHAR	0.00	0.00	0.00	.00	800.00	0.00	800.00	.11	800.00	0.00	800.00	.14
5	CHHATTISGARH	10.00	2446.00	2456.00	26.11	325.00	2615.00	2940.00	69.64	0.00	3257.00	3257.00	77.75
6	GOA
7	GUJARAT	9656.00	6208.00	15864.00	44.96	7600.00	10930.00	18530.00	53.36	8100.00	8020.00	16120.00	51.51
8	HARYANA	10000.00	0.00	10000.00	100.00	10000.00	0.00	10000.00	100.00	13300.00	0.00	13300.00	100.00
9	HIMACHAL PRADESH	0.00	2093.00	2093.00	10.02	0.00	2157.00	2157.00	8.52	0.00	2476.00	2476.00	8.79
10	JAMMU & KASHMIR
11	JHARKHAND
12	KARNATAKA	183.00	3182.00	3365.00	2.30	25300.00	3143.00	28443.00	26.40	10000.00	3082.00	13082.00	13.71
13	KERALA	13674.00	20774.00	34448.00	24.33	12325.00	22233.00	34558.00	24.50	16300.00	24128.00	40428.00	26.36
14	MADHYA PRADESH	0.00	110.00	110.00	.59	0.00	640.00	640.00	2.38	0.00	715.00	715.00	2.57
15	MAHARASHTRA	0.00	16.00	16.00	4.79	0.00	18.00	18.00	4.74	0.00	18.00	18.00	3.73
16	MANIPUR	64.00	944.00	1008.00	28.78	2790.00	773.00	3563.00	66.18	1330.00	770.00	2100.00	69.06
17	MEGHALAYA	100.00	0.00	100.00	50.00	100.00	4.00	104.00	34.21	50.00	5.00	55.00	35.48
18	MIZORAM	10964.00	92161.00	103125.00	100.00	9530.00	100037.00	109567.00	100.00	11310.00	106907.00	118217.00	100.00
19	NAGALAND	24340.00	61386.00	85726.00	100.00	7900.00	62582.00	70482.00	100.00	7900.00	68975.00	76875.00	100.00
20	ORISSA	376.00	2705.00	3081.00	4.52	1840.00	12039.00	13879.00	16.62	1184.00	10814.00	11998.00	17.78
21	PUNJAB	2063.00	0.00	2063.00	4.48	32620.00	0.00	32620.00	35.45	16400.00	0.00	16400.00	23.80
22	RAJASTHAN	4787.00	4899.00	9686.00	2.53	6700.00	4500.00	11200.00	2.70	10540.00	4725.00	15265.00	3.29
23	SIKKIM	0.00	0.00	0.00	.00	300.00	0.00	300.00	37.50	300.00	0.00	300.00	8.33
24	TAMIL NADU	500.00	14371.00	14871.00	10.89	501.00	16618.00	17119.00	9.63	2.00	17400.00	17402.00	9.62
25	TRIPURA	0.00	6914.00	6914.00	43.35	0.00	7670.00	7670.00	45.12	100.00	8285.00	8385.00	45.18
26	UTTARANCHAL	0.00	259.00	259.00	.75	0.00	274.00	274.00	.80	0.00	274.00	274.00	.80
27	UTTAR PRADESH	0.00	12768.00	12768.00	3.20	200.00	12899.00	13099.00	3.10	200.00	14889.00	15089.00	3.42
28	WEST BENGAL	5769.00	792.00	6561.00	4.98	10328.00	60199.00	70527.00	33.79	6950.00	63007.00	69957.00	31.47
TOTAL STATES		82601.00	254084.00	336685.00	13.28	136439.00	342851.00	479290.00	14.45	112046.00	362807.00	474853.00	15.17
29	A. & N. ISLANDS	2055.00	30.00	2085.00	100.00	2057.00	30.00	2087.00	100.00	2220.00	30.00	2250.00	100.00
30	CHANDIGARH
31	DADRA & NAGAR HAVELI
32	DAMAN & DIU
33	DELHI
34	LAKSHADWEEP
35	PONDICHERY
TOTAL U.T.		2055.00	30.00	2085.00	26.24	2057.00	30.00	2087.00	22.11	2220.00	30.00	2250.00	12.37
TOTAL (STATE & UTs)		84656.00	254114.00	338770.00	13.32	138496.00	342881.00	481377.00	14.47	114266.00	362837.00	477103.00	15.15

..NICNET..

STATEMENT NO. (22): PLAN & NON-PLAN BUDGETED EXPENDITURE ON LANGUAGE DEVELOPMENT (Sub-head wise)

ACCOUNT: REVENUE ACCOUNT
PROGRAM: SANSKRIT EDUCATION

(RUPEES IN THOUSANDS)

SL. NO.	STATE/UNION TERRITORY	2003-04 (ACTUALS)				2004-05 (R.E.)				2005-06 (B.E.)			
		PLAN	NON-PLAN	TOTAL	% AGE TO TOTAL EXP. ON LNG. DVL.	PLAN	NON-PLAN	TOTAL	% AGE TO TOTAL EXP. ON LNG. DVL.	PLAN	NON-PLAN	TOTAL	% AGE TO TOTAL EXP. ON LNG. DVL.
1	ANDHRA PRADESH	0.00	112233.00	112233.00	83.50	0.00	119624.00	119624.00	79.47	0.00	127467.00	127467.00	79.71
2	ARUNACHAL PRADESH
3	ASSAM	914.00	3166.00	4080.00	3.41	920.00	119605.00	120525.00	33.25	800.00	63186.00	63986.00	23.89
4	BIHAR	0.00	144810.00	144810.00	33.32	0.00	237004.00	237004.00	31.91	0.00	198057.00	198057.00	34.16
5	CHHATTISGARH	714.00	6237.00	6951.00	73.89	0.00	932.00	932.00	22.07	0.00	932.00	932.00	22.25
6	GOA
7	GUJARAT	265.00	19155.00	19420.00	55.04	1650.00	14548.00	16198.00	46.64	670.00	14507.00	15177.00	48.49
8	HARYANA
9	HIMACHAL PRADESH	1000.00	6165.00	7165.00	34.30	4299.00	6346.00	10645.00	42.02	4299.00	6524.00	10823.00	38.44
10	JAMMU & KASHMIR
11	JHARKHAND	0.00	7350.00	7350.00	15.76	0.00	9579.00	9579.00	16.08	0.00	9262.00	9262.00	15.63
12	KARNATAKA	6285.00	54364.00	60649.00	41.51	9700.00	69612.00	79312.00	73.60	10700.00	71607.00	82307.00	86.29
13	KERALA	2123.00	0.00	2123.00	1.50	500.00	0.00	500.00	.35	600.00	0.00	600.00	.39
14	MADHYA PRADESH	571.00	17818.00	18389.00	99.41	2825.00	22984.00	25809.00	96.09	4055.00	22614.00	26669.00	95.95
15	MAHARASHTRA	0.00	318.00	318.00	95.21	0.00	362.00	362.00	95.26	0.00	464.00	464.00	96.27
16	MANIPUR	0.00	420.00	420.00	11.99	10.00	951.00	961.00	17.85	10.00	605.00	615.00	20.22
17	MEGHALAYA	100.00	0.00	100.00	50.00	150.00	0.00	150.00	49.34	50.00	0.00	50.00	32.26
18	MIZORAM
19	NAGALAND
20	ORISSA	41876.00	18305.00	60181.00	88.37	19000.00	45780.00	64780.00	77.57	11790.00	38699.00	50489.00	74.83
21	PUNJAB
22	RAJASTHAN	2603.00	354460.00	357063.00	93.44	7440.00	380508.00	387948.00	93.62	18929.00	410135.00	429064.00	92.60
23	SIKKIM	3908.00	0.00	3908.00	100.00	500.00	0.00	500.00	62.50	3300.00	0.00	3300.00	91.67
24	TAMIL NADU	0.00	12972.00	12972.00	9.50	0.00	20185.00	20185.00	11.35	0.00	20503.00	20503.00	11.34
25	TRIPURA	0.00	1187.00	1187.00	7.44	0.00	1273.00	1273.00	7.49	10.00	1369.00	1379.00	7.43
26	UTTARANCHAL	0.00	34354.00	34354.00	99.25	0.00	33864.00	33864.00	99.20	0.00	33989.00	33989.00	99.20
27	UTTAR PRADESH	6.00	383544.00	383550.00	96.18	1.00	406828.00	406829.00	96.15	1.00	422796.00	422797.00	95.81
28	WEST BENGAL	0.00	47718.00	47718.00	36.24	50.00	49853.00	49903.00	23.91	80.00	52292.00	52372.00	23.56
TOTAL STATES		60365.00	1224576.00	1284941.00	50.67	47045.00	1539838.00	1586883.00	47.85	55294.00	1495008.00	1550302.00	49.53
29	A. & N. ISLANDS
30	CHANDIGARH
31	DADRA & NAGAR HAVELI
32	DAMAN & DIU
33	DELHI	0.00	0.00	0.00	.00	1000.00	0.00	1000.00	100.00	9000.00	0.00	9000.00	100.00
34	LAKSHADWEEP
35	PONDICHERY	15.00	0.00	15.00	.82	3.00	0.00	3.00	.15	1.00	0.00	1.00	.05
TOTAL U.T.		15.00	0.00	15.00	.19	1003.00	0.00	1003.00	10.63	9001.00	0.00	9001.00	49.48
TOTAL (STATE & UTs)		60380.00	1224576.00	1284956.00	50.51	48048.00	1539838.00	1587886.00	47.74	64295.00	1495008.00	1559303.00	49.53

..NICNET..

STATEMENT NO. (22): PLAN & NON-PLAN BUDGETED EXPENDITURE ON LANGUAGE DEVELOPMENT (Sub-head wise)

ACCOUNT: REVENUE ACCOUNT
PROGRAM: DIRECTION & ADMINISTRATION

(RUPEES IN THOUSANDS)

SL. NO.	STATE/UNION TERRITORY	2003-04 (ACTUALS)				2004-05 (R.E.)				2005-06 (B.E.)			
		PLAN	NON-PLAN	TOTAL	% AGE TO TOTAL EXP. ON LNG. DVL.	PLAN	NON-PLAN	TOTAL	% AGE TO TOTAL EXP. ON LNG. DVL.	PLAN	NON-PLAN	TOTAL	% AGE TO TOTAL EXP. ON LNG. DVL.
1	ANDHRA PRADESH
2	ARUNACHAL PRADESH
3	ASSAM	2499.00	1100.00	3599.00	3.01	2500.00	2286.00	4786.00	1.32	2500.00	1914.00	4414.00	1.65
4	BIHAR
5	CHHATTISGARH
6	GOA
7	GUJARAT
8	HARYANA
9	HIMACHAL PRADESH	257.00	9515.00	9772.00	46.78	1146.00	9514.00	10660.00	42.08	6003.00	6987.00	12990.00	46.14
10	JAMMU & KASHMIR
11	JHARKHAND
12	KARNATAKA
13	KERALA
14	MADHYA PRADESH
15	MAHARASHTRA
16	MANIPUR	0.00	2075.00	2075.00	59.23	200.00	555.00	755.00	14.02	10.00	256.00	266.00	8.75
17	MEGHALAYA	0.00	0.00	0.00	.00	50.00	0.00	50.00	16.45	50.00	0.00	50.00	32.26
18	MIZORAM
19	NAGALAND
20	ORISSA
21	PUNJAB	0.00	39568.00	39568.00	85.85	0.00	54621.00	54621.00	59.36	0.00	47571.00	47571.00	69.03
22	RAJASTHAN	0.00	3074.00	3074.00	.80	0.00	2655.00	2655.00	.64	0.00	3220.00	3220.00	.69
23	SIKKIM
24	TAMIL NADU	1499.00	20710.00	22209.00	16.27	1655.00	24406.00	26061.00	14.66	1754.00	25613.00	27367.00	15.13
25	TRIPURA
26	UTTARANCHAL
27	UTTAR PRADESH	0.00	1550.00	1550.00	.39	0.00	1690.00	1690.00	.40	0.00	1681.00	1681.00	.38
28	WEST BENGAL
TOTAL STATES		4255.00	77592.00	81847.00	3.23	5551.00	95727.00	101278.00	3.05	10317.00	87242.00	97559.00	3.12
29	A. & N. ISLANDS
30	CHANDIGARH
31	DADRA & NAGAR HAVELI
32	DAMAN & DIU
33	DELHI
34	LAKSHADWEEP
35	PONDICHERY
TOTAL U.T.		0.00	0.00	0.00	.00	0.00	0.00	0.00	.00	0.00	0.00	0.00	.00
TOTAL (STATE & UTs)		4255.00	77592.00	81847.00	3.22	5551.00	95727.00	101278.00	3.04	10317.00	87242.00	97559.00	3.10

..NICNET..

STATEMENT NO. (22): PLAN & NON-PLAN BUDGETED EXPENDITURE ON LANGUAGE DEVELOPMENT (Sub-head wise)

ACCOUNT: REVENUE ACCOUNT
PROGRAM: OTHER LANGUAGE EDUCATION

(RUPEES IN THOUSANDS)

SL. NO.	STATE/UNION TERRITORY	2003-04 (ACTUALS)				2004-05 (R.E.)				2005-06 (B.E.)			
		PLAN	NON-PLAN	TOTAL	% AGE TO TOTAL EXP. ON LNG. DVL.	PLAN	NON-PLAN	TOTAL	% AGE TO TOTAL EXP. ON LNG. DVL.	PLAN	NON-PLAN	TOTAL	% AGE TO TOTAL EXP. ON LNG. DVL.
1	ANDHRA PRADESH
2	ARUNACHAL PRADESH
3	ASSAM
4	BIHAR
5	CHHATTISGARH
6	GOA
7	GUJARAT
8	HARYANA
9	HIMACHAL PRADESH
10	JAMMU & KASHMIR
11	JHARKHAND
12	KARNATAKA
13	KERALA
14	MADHYA PRADESH
15	MAHARASHTRA
16	MANIPUR
17	MEGHALAYA
18	MIZORAM
19	NAGALAND
20	ORISSA
21	PUNJAB
22	RAJASTHAN
23	SIKKIM
24	TAMIL NADU
25	TRIPURA
26	UTTARANCHAL
27	UTTAR PRADESH
28	WEST BENGAL
TOTAL STATES		0.00	0.00	0.00	.00	0.00	0.00	0.00	.00	0.00	0.00	0.00	.00
29	A. & N. ISLANDS
30	CHANDIGARH
31	DADRA & NAGAR HAVELI
32	DAMAN & DIU
33	DELHI
34	LAKSHADWEEP
35	PONDICHERY
TOTAL U.T.		0.00	0.00	0.00	.00	0.00	0.00	0.00	.00	0.00	0.00	0.00	.00
TOTAL (STATE & UTs)		0.00	.00	0.00	.00	0.00	.00

..NICNET..

STATEMENT NO. (22): PLAN & NON-PLAN BUDGETED EXPENDITURE ON LANGUAGE DEVELOPMENT (Sub-head wise)

ACCOUNT: REVENUE ACCOUNT
PROGRAM: OTHER EXPENDITURE

(RUPEES IN THOUSANDS)

SL. NO.	STATE/UNION TERRITORY	2003-04 (ACTUALS)				2004-05 (R.E.)				2005-06 (B.E.)			
		PLAN	NON-PLAN	TOTAL	% AGE TO TOTAL EXP. ON LNG. DVL.	PLAN	NON-PLAN	TOTAL	% AGE TO TOTAL EXP. ON LNG. DVL.	PLAN	NON-PLAN	TOTAL	% AGE TO TOTAL EXP. ON LNG. DVL.
1	ANDHRA PRADESH	0.00	0.00	0.00	.00	100.00	0.00	100.00	.07	100.00	0.00	100.00	.06
2	ARUNACHAL PRADESH
3	ASSAM	8194.00	103843.00	112037.00	93.59	230.00	236939.00	237169.00	65.43	31195.00	168204.00	199399.00	74.46
4	BIHAR	0.00	289773.00	289773.00	66.68	0.00	505011.00	505011.00	67.99	0.00	380952.00	380952.00	65.70
5	CHHATTISGARH	0.00	0.00	0.00	.00	350.00	0.00	350.00	8.29	0.00	0.00	0.00	.00
6	GOA	7982.00	74.00	8056.00	100.00	13700.00	100.00	13800.00	100.00	10300.00	200.00	10500.00	100.00
7	GUJARAT
8	HARYANA
9	HIMACHAL PRADESH	52.00	1807.00	1859.00	8.90	42.00	1827.00	1869.00	7.38	42.00	1825.00	1867.00	6.63
10	JAMMU & KASHMIR
11	JHARKHAND	0.00	39301.00	39301.00	84.24	0.00	50000.00	50000.00	83.92	0.00	50000.00	50000.00	84.37
12	KARNATAKA	8680.00	73399.00	82079.00	56.18	0.00	0.00	0.00	.00	0.00	0.00	0.00	.00
13	KERALA	2000.00	102991.00	104991.00	74.17	1500.00	104470.00	105970.00	75.14	1500.00	110843.00	112343.00	73.25
14	MADHYA PRADESH	0.00	0.00	0.00	.00	0.00	410.00	410.00	1.53	0.00	410.00	410.00	1.48
15	MAHARASHTRA
16	MANIPUR	0.00	0.00	0.00	.00	105.00	0.00	105.00	1.95	60.00	0.00	60.00	1.97
17	MEGHALAYA
18	MIZORAM
19	NAGALAND
20	ORISSA	599.00	4242.00	4841.00	7.11	2400.00	2451.00	4851.00	5.81	2530.00	2451.00	4981.00	7.38
21	PUNJAB	0.00	4459.00	4459.00	9.67	0.00	4774.00	4774.00	5.19	0.00	4944.00	4944.00	7.17
22	RAJASTHAN	0.00	12303.00	12303.00	3.22	826.00	11743.00	12569.00	3.03	3250.00	12573.00	15823.00	3.41
23	SIKKIM
24	TAMIL NADU	5400.00	81050.00	86450.00	63.33	4648.00	109794.00	114442.00	64.36	4483.00	111120.00	115603.00	63.91
25	TRIPURA	200.00	7649.00	7849.00	49.21	0.00	8056.00	8056.00	47.39	100.00	8695.00	8795.00	47.39
26	UTTARANCHAL
27	UTTAR PRADESH	200.00	700.00	900.00	.23	800.00	700.00	1500.00	.35	1000.00	700.00	1700.00	.39
28	WEST BENGAL	22435.00	54966.00	77401.00	58.78	29928.00	58348.00	88276.00	42.30	38540.00	61450.00	99990.00	44.98
	TOTAL STATES	55742.00	776557.00	832299.00	32.82	54629.00	1094623.00	1149252.00	34.65	93100.00	914367.00	1007467.00	32.19
29	A. & N. ISLANDS
30	CHANDIGARH	512.00	3516.00	4028.00	100.00	275.00	4100.00	4375.00	100.00	360.00	4450.00	4810.00	100.00
31	DADRA & NAGAR HAVELI
32	DAMAN & DIU
33	DELHI
34	LAKSHADWEEP
35	PONDICHERY	1819.00	0.00	1819.00	99.18	1974.00	0.00	1974.00	99.85	2130.00	0.00	2130.00	99.95
	TOTAL U.T.	2331.00	3516.00	5847.00	73.57	2249.00	4100.00	6349.00	67.26	2490.00	4450.00	6940.00	38.15
	TOTAL (STATE & UTs)	58073.00	780073.00	838146.00	32.95	56878.00	1098723.00	1155601.00	34.74	95590.00	918817.00	1014407.00	32.22

..NICNET..

STATEMENT NO. (23): BUDGETED EXPENDITURE ON EDUCATION OF THE EDUCATION DEPARTMENTS ACCORDING TO
HEADS OF CHARGES (REVENUE ACCOUNT) FOR 2003-04 (ACTUALS)

(RUPEES IN THOUSANDS)

STATE/ UNION TERRITORY	ELEMENTARY EDUCATION		SECONDARY EDUCATION		ADULT EDUCATION		UNIV. & HIGHER EDU.		TECHNICAL EDUCATION		PHYSICAL EDUCATION		GENERAL EDUCATION		LANGUAGE DEVELOPMENT		T O T A L
	TOTAL	% AGE	TOTAL	% AGE	TOTAL	% AGE	TOTAL	% AGE	TOTAL	% AGE	TOTAL	% AGE	TOTAL	% AGE	TOTAL	% AGE	
ANDHRA PRADESH	19684412.00	45.30	13472773.00	31.00	119256.00	.27	8667568.00	19.95	1036296.00	2.38	10293.00	.02	329141.00	.76	134404.00	.31	43454143.00
ARUNACHAL PRADESH	1038933.00	64.02	375141.00	23.12	16601.00	1.02	161187.00	9.93	.00	...	9300.00	.57	21594.00	1.33	.00	...	1622756.00
ASSAM	13804421.00	60.44	6219866.00	27.23	78071.00	.34	2257771.00	9.88	237562.00	1.04	54304.00	.24	69266.00	.30	119716.00	.52	22840977.00
BIHAR	17467841.00	62.37	5300186.00	18.92	37845.00	.14	4421203.00	15.79	253132.00	.90	10279.00	.04	81472.00	.29	434583.00	1.55	28006541.00
CHHATTISGARH	6037756.00	66.31	1781448.00	19.56	5363.00	.06	1054273.00	11.58	195497.00	2.15	2115.00	.02	19539.00	.21	9407.00	.10	9105398.00
GOA	529667.00	20.40	1499067.00	57.74	6342.00	.24	344991.00	13.29	159328.00	6.14	22909.00	.88	25941.00	1.00	8056.00	.31	2596301.00
GUJARAT	18703199.00	52.02	12051817.00	33.52	11989.00	.03	3491571.00	9.71	1119400.00	3.11	14600.00	.04	526474.00	1.46	35284.00	.10	35954334.00
HARYANA	7105919.00	47.76	5148149.00	34.60	6697.00	.05	2097119.00	14.10	427616.00	2.87	.00	...	81602.00	.55	10000.00	.07	14877102.00
HIMACHAL PRADESH	5273088.00	55.46	3257615.00	34.26	4489.00	.05	778761.00	8.19	63176.00	.66	1504.00	.02	108551.00	1.14	20889.00	.22	9508073.00
JAMMU & KASHMIR	4211340.00	48.23	3385478.00	38.77	2408.00	.03	927042.00	10.62	177291.00	2.03	.00	...	27700.00	.32	.00	...	8731259.00
JHARKHAND	6481043.00	68.72	1402544.00	14.87	.00	...	1275647.00	13.53	221956.00	2.35	3127.00	.03	.00	...	46651.00	.49	9430968.00
KARNATAKA	20242850.00	55.01	10288738.00	27.96	53451.00	.15	4760151.00	12.94	695463.00	1.89	2567.00	.01	608074.00	1.65	146093.00	.40	36797387.00
KERALA	12800201.00	42.45	10654562.00	35.34	2000.00	.01	5014352.00	16.63	1304448.00	4.33	12518.00	.04	222882.00	.74	141562.00	.47	30152525.00
MADHYA PRADESH	18499790.00	80.66	984905.00	4.29	14414.00	.06	2616433.00	11.41	787806.00	3.43	3856.00	.02	9365.00	.04	18499.00	.08	22935068.00
MAHARASHTRA	40239290.00	43.74	39745120.00	43.20	98178.00	.11	8476328.00	9.21	2684484.00	2.92	52146.00	.06	708779.00	.77	334.00	.00	92004659.00
MANIPUR	1112028.00	45.91	671066.00	27.71	25092.00	1.04	520574.00	21.49	35354.00	1.46	16803.00	.69	37695.00	1.56	3503.00	.14	2422115.00
MEGHALAYA	1286513.00	54.41	601036.00	25.42	16602.00	.70	263358.00	11.14	121630.00	5.14	155.00	.01	74958.00	3.17	200.00	.01	2364452.00
MIZORAM	1006767.00	52.88	453575.00	23.83	20271.00	1.06	206378.00	10.84	77166.00	4.05	.00	...	36462.00	1.92	103125.00	5.42	1903744.00
NAGALAND	1342150.00	57.93	602370.00	26.00	18685.00	.81	157243.00	6.79	110521.00	4.77	.0000	...	85726.00	3.70	2316695.00
ORISSA	10699343.00	58.21	4708735.00	25.62	17257.00	.09	2638862.00	14.36	225008.00	1.22	9595.00	.05	13932.00	.08	68103.00	.37	18380835.00
PUNJAB	5074466.00	24.96	12303026.00	60.52	.00	...	2437779.00	11.99	366917.00	1.80	8233.00	.04	93276.00	.46	46090.00	.23	20329787.00
RAJASTHAN	20330094.00	56.65	12005205.00	33.45	32349.00	.09	2700593.00	7.52	346323.00	.96	17788.00	.05	75180.00	.21	382126.00	1.06	35889658.00
SIKKIM	642566.00	49.14	570900.00	43.66	100.00	.01	34729.00	2.66	12370.00	.95	.00	...	43011.00	3.29	3908.00	.30	1307584.00
TAMIL NADU	17455073.00	42.64	16114458.00	39.37	5112.00	.01	4608745.00	11.26	1059024.00	2.59	6774.00	.02	155000.00	3.79	136502.00	.33	40935688.00
TRIPURA	2714465.00	57.31	1542848.00	32.57	.00	...	219019.00	4.62	38268.00	.81	121334.00	2.56	84519.00	1.78	15950.00	.34	4736403.00
UTTARANCHAL	4559889.00	46.77	4050914.00	41.55	.00	...	744709.00	7.64	317190.00	3.25	.00	...	43096.00	.44	34613.00	.35	9750411.00
UTTAR PRADESH	34799507.00	57.76	19292970.00	32.02	.00	...	4971078.00	8.25	664907.00	1.10	435.00	.00	122558.00	.20	398768.00	.66	60250223.00
WEST BENGAL	14804537.00	33.36	22154189.00	49.92	32148.00	.07	5954079.00	13.42	615290.00	1.39	25851.00	.06	659206.00	1.49	131680.00	.30	44376980.00
TOTAL STATES	307947148.00	50.24	210638701.00	34.36	624720.00	.10	71801543.00	11.71	13353423.00	2.18	406486.00	.07	5674273.00	.93	2535772.00	.41	612982066.00
A. & N. ISLANDS	464802.00	47.95	337540.00	34.82	2514.00	.26	61346.00	6.33	68557.00	7.07	.00	...	32587.00	3.36	2085.00	.22	969431.00
CHANDIGARH	382242.00	26.75	288529.00	20.19	2585.00	.18	563963.00	39.46	173833.00	12.16	2012.00	.14	11973.00	.84	4028.00	.28	1429165.00
DADRA & NAGAR HAVELI	128316.00	69.21	38972.00	21.02	242.00	.13	.00	...	9170.00	4.95	.00	...	8705.00	4.70	.00	...	185405.00
DAMAN & DIU	70755.00	43.00	63364.00	38.51	360.00	.22	11201.00	6.81	14838.00	9.02	.00	...	4041.00	2.46	.00	...	164559.00
DELHI	2049502.00	18.22	7763958.00	69.01	280420.00	2.49	337097.00	3.00	559965.00	4.98	5626.00	.05	254296.00	2.26	.00	...	11250864.00
LAKSHADWEEP	8324.00	4.19	98211.00	49.49	.00	...	169.00	.09	.0000	...	91737.00	46.23	.00	...	198441.00
PONDICHERRY	574172.00	38.43	497873.00	33.32	1970.00	.13	210667.00	14.10	149129.00	9.98	23556.00	1.58	34856.00	2.33	1834.00	.12	1494057.00
TOTAL U.T.s	3678113.00	23.44	9088447.00	57.92	288091.00	1.84	1184443.00	7.55	975492.00	6.22	31194.00	.20	438195.00	2.79	7947.00	.05	15691922.00
TOTAL (STATES & UTs)	311625261.00	49.57	219727148.00	34.95	912811.00	.15	72985986.00	11.61	14328915.00	2.28	437680.00	.07	6112468.00	.97	2543719.00	.40	628673988.00
TOTAL CENTRE	52034490.00	51.13	13770093.00	13.53	2337228.00	2.30	17615415.00	17.31	14001879.00	13.76	6500.00	.01	608032.00	.60	1401085.00	1.38	101774722.00
GRAND TOTAL	363659751.00	49.79	233497241.00	31.97	3250039.00	.44	90601401.00	12.40	28330794.00	3.88	444180.00	.06	6720500.00	.92	3944804.00	.54	730448710.00

STATEMENT NO. (23 A) : BUDGETED EXPENDITURE ON EDUCATION ACCORDING TO HEADS OF CHARHES
(CAPITAL ACCOUNT) FOR 2003-04 (ACTUALS)

(RUPEES IN THOUSANDS)

STATE/ UNION TERRITORY	ELEMENTARY EDUCATION	SECONDARY EDUCATION	ADULT EDUCATION	UNIV. & HIGHER EDUCATION	TECHNICAL EDUCATION	PHYSICAL EDUCATION	GENERAL EDUCATION	LANGUAGE DEVELOPMENT	T O T A L
ANDHRA PRADESH	20211.00	.00	.00	.00	.00	.00	.00	.00	20211.00
ARUNACHAL PRADESH	50.00	.00	.00	705429.00	30000.00	.00	590.00	.00	736069.00
ASSAM	.00	2099.00	.00	3847.00	2100.00	.00	.00	.00	8046.00
BIHAR	.00	.00	.00	.00	.00	.00	.00	.00	.00
CHHATTISGARH	3.00	71111.00	.00	28229.00	45786.00	.00	.00	.00	145129.00
GOA	2431.00	3761.00	.00	19817.00	40991.00	.00	.00	.00	67000.00
GUJARAT	1164.00	.00	.00	.00	30902.00	.00	.00	.00	32066.00
HARYANA	.00	3744.00	.00	.00	12668.00	.00	.00	.00	16412.00
HIMACHAL PRADESH	11481.00	100534.00	.00	.00	16000.00	.00	.00	.00	128015.00
JAMMU & KASHMIR	633725.00	.00	.00	184800.00	195916.00	.00	.00	.00	1014441.00
JHARKHAND	.00	.00	.00	.00	.00	.00	.00	.00	.00
KARNATAKA	.00	19555.00	.00	18055.00	7283.00	.00	.00	.00	44893.00
KERALA	.00	1711.00	.00	16227.00	83703.00	.00	37657.00	.00	139298.00
MADHYA PRADESH	8234.00	18241.00	.00	33975.00	37004.00	.00	.00	.00	97454.00
MAHARASHTRA	.00	.00	.00	14095.00	49031.00	.00	.00	.00	63126.00
MANIPUR	56800.00	.00	.00	29417.00	.00	.00	35110.00	.00	121327.00
MEGHALAYA	5054.00	3609.00	760.00	.00	.00	.00	.00	.00	9423.00
MIZORAM	.00	.00	.00	14046.00	62905.00	.00	.00	.00	76951.00
NAGALAND	2077.00	6000.00	.00	23167.00	.00	.00	1250.00	.00	32494.00
ORISSA	165649.00	1873.00	.00	5539.00	.00	.00	3784.00	.00	176845.00
PUNJAB	800.00	.00	.00	.00	.00	.00	3500.00	.00	4300.00
RAJASTHAN	114026.00	47281.00	.00	10.00	.00	.00	.00	.00	161317.00
SIKKIM	56623.00	7206.00	.00	15172.00	130477.00	.00	.00	.00	209478.00
TAMIL NADU	3.00	563440.00	.00	13654.00	8212.00	.00	.00	.00	585309.00
TRIPURA	164474.00	6283.00	.00	8697.00	20802.00	.00	595.00	.00	200851.00
UTTARANCHAL	.00	308383.00	115854.00	.00	27500.00	.00	.00	.00	451737.00
UTTAR PRADESH	12445.00	277442.00	.00	64999.00	52785.00	.00	86931.00	.00	494602.00
WEST BENGAL	2947.00	9112.00	.00	18347.00	7896.00	.00	6219.00	.00	44521.00
TOTAL STATES	1258197.00	1451385.00	116614.00	1217522.00	861961.00	.00	175636.00	.00	5081315.00
A. & N. ISLANDS	26786.00	17736.00	.00	18710.00	36002.00	.00	15208.00	.00	114442.00
CHANDIGARH	10152.00	7600.00	.00	9042.00	31197.00	.00	.00	.00	57991.00
DADRA & NAGAR HAVELI	.00	14224.00	.00	.00	4096.00	.00	.00	.00	18320.00
DAMAN & DIU	.00	.00	.00	.00	.00	.00	10600.00	.00	10600.00
DELHI	164230.00	745872.00	.00	73704.00	57389.00	.00	.00	.00	1041195.00
LAKSHADWEEP	.00	12400.00	.00	4500.00	.00	.00	.00	.00	16900.00
PONDICHERY	22475.00	68378.00	.00	23012.00	.00	.00	.00	.00	113865.00
TOTAL U.T.s	223643.00	866210.00	.00	128968.00	128684.00	.00	25808.00	.00	1373313.00
TOTAL (STATES & UT)	1481840.00	2317595.00	116614.00	1346490.00	990645.00	.00	201444.00	.00	6454628.00

..NICNET..

STATEMENT NO. (23 B) : BUDGETED EXPENDITURE ON EDUCATION ACCORDING TO HEADS OF CHARHES
(LOAN AND ADVANCES ACCOUNT) FOR 2003-04 (ACTUALS)

(RUPEES IN THOUSANDS)

STATE/ UNION TERRITORY	ELEMENTARY EDUCATION	SECONDARY EDUCATION	ADULT EDUCATION	UNIV. & HIGHER EDUCATION	TECHNICAL EDUCATION	PHYSICAL EDUCATION	GENERAL EDUCATION	LANGUAGE DEVELOPMENT	T O T A L
ANDHRA PRADESH	.00	.00	.00	.00	.00	.00	.00	.00	.00
ARUNACHAL PRADESH	.00	.00	.00	.00	.00	.00	.00	.00	.00
ASSAM	.00	.00	.00	.00	.00	.00	.00	.00	.00
BIHAR	.00	.00	.00	.00	.00	.00	.00	.00	.00
CHHATTISGARH	.00	.00	.00	.00	.00	.00	.00	.00	.00
GOA	.00	.00	.00	40000.00	.00	.00	.00	.00	40000.00
GUJARAT	.00	.00	.00	.00	.00	.00	.00	.00	.00
HARYANA	.00	.00	.00	.00	.00	.00	.00	.00	.00
HIMACHAL PRADESH	.00	.00	.00	.00	.00	.00	.00	.00	.00
JAMMU & KASHMIR	.00	.00	.00	1250.00	.00	.00	.00	.00	1250.00
JHARKHAND	.00	.00	.00	.00	.00	.00	.00	.00	.00
KARNATAKA	.00	.00	.00	.00	.00	.00	.00	.00	.00
KERALA	.00	.00	.00	.00	.00	.00	.00	.00	.00
MADHYA PRADESH	.00	.00	.00	.00	17500.00	.00	.00	.00	17500.00
MAHARASHTRA	.00	.00	.00	.00	.00	.00	.00	.00	.00
MANIPUR	.00	.00	.00	.00	.00	.00	.00	.00	.00
MEGHALAYA	.00	.00	.00	.00	.00	.00	.00	.00	.00
MIZORAM	.00	.00	.00	.00	.00	.00	.00	.00	.00
NAGALAND	.00	.00	.00	.00	.00	.00	.00	.00	.00
ORISSA	.00	.00	.00	10000.00	.00	.00	.00	.00	10000.00
PUNJAB	.00	.00	.00	.00	.00	.00	.00	.00	.00
RAJASTHAN	.00	.00	.00	402.00	.00	.00	.00	.00	402.00
SIKKIM	.00	.00	.00	.00	.00	.00	.00	.00	.00
TAMIL NADU	.00	.00	.00	.00	.00	.00	.00	.00	.00
TRIPURA	.00	.00	.00	.00	.00	.00	.00	.00	.00
UTTARANCHAL	.00	.00	.00	.00	.00	.00	.00	.00	.00
UTTAR PRADESH	.00	.00	.00	.00	.00	.00	.00	.00	.00
WEST BENGAL	.00	.00	.00	.00	.00	.00	.00	.00	.00
TOTAL STATES	.00	.00	.00	51652.00	17500.00	.00	.00	.00	69152.00
A. & N. ISLANDS	.00	.00	.00	.00	.00	.00	.00	.00	.00
CHANDIGARH	.00	.00	.00	.00	.00	.00	.00	.00	.00
DADRA & NAGAR HAVELI	.00	.00	.00	.00	.00	.00	.00	.00	.00
DAMAN & DIU	.00	.00	.00	.00	.00	.00	.00	.00	.00
DELHI	.00	.00	.00	.00	.00	.00	.00	.00	.00
LAKSHADWEEP	.00	.00	.00	.00	.00	.00	.00	.00	.00
PONDICHERY	.00	.00	.00	.00	.00	.00	.00	.00	.00
TOTAL U.T.s	.00	.00	.00	.00	.00	.00	.00	.00	.00
TOTAL (STATES & UT)	.00	.00	.00	51652.00	17500.00	.00	.00	.00	69152.00

..NICNET..

STATEMENT NO. (24) : BUDGETED EXPENDITURE ON EDUCATION OF THE EDUCATION DEPARTMENTS ACCORDING TO HEADS OF CHARGES (REVENUE ACCOUNT) FOR 2004-05 (REVISED ESTIMATES)

(RUPEES IN THOUSANDS)

STATE/ UNION TERRITORY	ELEMENTARY EDUCATION		SECONDARY EDUCATION		ADULT EDUCATION		UNIV. & HIGHER EDU.		TECHNICAL EDUCATION		PHYSICAL EDUCATION		GENERAL EDUCATION		LANGUAGE DEVELOPMENT		T O T A L
	TOTAL	% AGE	TOTAL	% AGE	TOTAL	% AGE	TOTAL	% AGE	TOTAL	% AGE	TOTAL	% AGE	TOTAL	% AGE	TOTAL	% AGE	
ANDHRA PRADESH	21435372.00	45.87	14125834.00	30.23	120000.00	.26	8867581.00	18.98	1619710.00	3.47	11389.00	.02	397800.00	.85	150524.00	.32	46728210.00
ARUNACHAL PRADESH	1045257.00	64.36	339263.00	20.89	19160.00	1.18	189817.00	11.69	.00	...	7644.00	.47	22821.00	1.41	.00	...	1623962.00
ASSAM	17111273.00	60.96	7128333.00	25.40	133582.00	.48	2858245.00	10.18	305069.00	1.09	62067.00	.22	108284.00	.39	362480.00	1.29	28069333.00
BIHAR	27752707.00	67.65	6817805.00	16.62	49406.00	.12	5269274.00	12.84	290399.00	.71	15649.00	.04	84131.00	.21	742815.00	1.81	41022186.00
CHHATTISGARH	7832769.00	65.29	2377246.00	19.82	76047.00	.63	1425124.00	11.88	252806.00	2.11	3162.00	.03	25232.00	.21	4222.00	.04	11996608.00
GOA	644012.00	20.44	1627911.00	51.66	9037.00	.29	603667.00	19.16	195177.00	6.19	28666.00	.91	28975.00	.92	13800.00	.44	3151245.00
GUJARAT	21564041.00	55.13	11972058.00	30.61	46675.00	.12	3530619.00	9.03	1243400.00	3.18	12500.00	.03	707964.00	1.81	34728.00	.09	39111985.00
HARYANA	8136030.00	48.06	5923297.00	34.99	8345.00	.05	2237639.00	13.22	507952.00	3.00	.00	...	104294.00	.62	10000.00	.06	16927557.00
HIMACHAL PRADESH	5697362.00	56.27	3584525.00	35.40	7909.00	.08	614420.00	6.07	75026.00	.74	1500.00	.01	119389.00	1.18	25331.00	.25	10125462.00
JAMMU & KASHMIR	4384791.00	47.02	3658936.00	39.24	2408.00	.03	1052654.00	11.29	197367.00	2.12	.00	...	29018.00	.31	.00	...	9325174.00
JHARKHAND	10275617.00	71.28	1993608.00	13.83	24000.00	.17	1417921.00	9.84	642660.00	4.46	3056.00	.02	.00	...	59579.00	.41	14416441.00
KARNATAKA	25552976.00	57.80	11859534.00	26.82	48943.00	.11	4860030.00	10.99	1100090.00	2.49	1186.00	.00	682280.00	1.54	107755.00	.24	44212794.00
KERALA	15169266.00	43.09	12558995.00	35.68	3700.00	.01	5214557.00	14.81	1778012.00	5.05	4584.00	.01	329798.00	.94	141028.00	.40	35199940.00
MADHYA PRADESH	17398890.00	67.38	4127135.00	15.98	15064.00	.06	3353833.00	12.99	831021.00	3.22	5780.00	.02	65037.00	.25	26859.00	.10	25823619.00
MAHARASHTRA	45523198.00	45.90	40307237.00	40.64	109985.00	.11	9025574.00	9.10	3149689.00	3.18	52515.00	.05	1008558.00	1.02	380.00	.00	99177136.00
MANIPUR	1299210.00	43.34	777427.00	25.94	29133.00	.97	774291.00	25.83	41539.00	1.39	21917.00	.73	48480.00	1.62	5384.00	.18	2997381.00
MEGHALAYA	1384255.00	51.13	644301.00	23.80	19156.00	.71	281180.00	10.39	291200.00	10.76	97.00	.00	87006.00	3.21	304.00	.01	2707499.00
MIZORAM	1214224.00	55.49	497167.00	22.72	18095.00	.83	225045.00	10.28	86426.00	3.95	.00	...	37631.00	1.72	109567.00	5.01	2188155.00
NAGALAND	1397882.00	62.97	436770.00	19.67	18705.00	.84	174138.00	7.84	122087.00	5.50	.0000	...	70482.00	3.17	2220064.00
ORISSA	11215944.00	57.93	5050588.00	26.09	18000.00	.09	2700972.00	13.95	227487.00	1.17	8572.00	.04	56160.00	.29	83510.00	.43	19361233.00
PUNJAB	5618281.00	25.13	13770207.00	61.60	12800.00	.06	2449559.00	10.96	299232.00	1.34	9950.00	.04	101893.00	.46	92015.00	.41	22353937.00
RAJASTHAN	22978932.00	57.59	13225029.00	33.14	143772.00	.36	2667885.00	6.69	370256.00	.93	24199.00	.06	76622.00	.19	414372.00	1.04	39901067.00
SIKKIM	716810.00	48.25	648634.00	43.66	500.00	.03	51177.00	3.44	16000.00	1.08	.00	...	51803.00	3.49	800.00	.05	1485724.00
TAMIL NADU	18890790.00	42.22	17059109.00	38.12	6243.00	.01	5034847.00	11.25	1252258.00	2.80	13731.00	.03	2313900.00	5.17	177807.00	.40	44748685.00
TRIPURA	2835155.00	56.54	1657094.00	33.04	.00	...	238899.00	4.76	36828.00	.73	139183.00	2.78	90576.00	1.81	16999.00	.34	5014734.00
UTTARANCHAL	4914626.00	42.34	5385187.00	46.39	.00	...	895971.00	7.72	330774.00	2.85	.00	...	47243.00	.41	34138.00	.29	11607939.00
UTTAR PRADESH	39909278.00	56.62	22664522.00	32.15	.00	...	6172375.00	8.76	1188458.00	1.69	500.00	.00	130467.00	.19	423118.00	.60	70488718.00
WEST BENGAL	19201542.00	37.37	23911418.00	46.53	47442.00	.09	6489563.00	12.63	787854.00	1.53	30966.00	.06	707663.00	1.38	208706.00	.41	51385154.00
TOTAL STATES	361100490.00	51.34	234129170.00	33.29	988107.00	.14	78676857.00	11.19	17238777.00	2.45	458813.00	.07	7463025.00	1.06	3316703.00	.47	703371942.00
A. & N. ISLANDS	543876.00	49.35	375719.00	34.09	3024.00	.27	70609.00	6.41	63400.00	5.75	.00	...	43285.00	3.93	2087.00	.19	1102000.00
CHANDIGARH	637000.00	35.82	328220.00	18.46	3900.00	.22	602605.00	33.88	187500.00	10.54	2350.00	.13	12500.00	.70	4375.00	.25	1778450.00
DADRA & NAGAR HAVELI	170650.00	72.77	43750.00	18.66	250.00	.11	100.00	.04	10400.00	4.43	.00	...	9350.00	3.99	.00	...	234500.00
DAMAN & DIU	157600.00	59.97	71500.00	27.21	600.00	.23	13200.00	5.02	15100.00	5.75	.00	...	4800.00	1.83	.00	...	262800.00
DELHI	5267058.00	33.12	8957844.00	56.33	340704.00	2.14	353500.00	2.22	662476.00	4.17	11380.00	.07	309375.00	1.95	1000.00	.01	15903337.00
LAKSHADWEEP	6400.00	2.67	111859.00	46.67	.00	...	400.00	.17	.0000	...	121041.00	50.50	.00	...	239700.00
PONDICHERY	671512.00	39.81	55243.00	32.92	2232.00	.13	254418.00	15.08	157391.00	9.33	5147.00	.31	38871.00	2.30	1977.00	.12	1686791.00
TOTAL U.T.s	7454096.00	35.15	10444135.00	49.25	350710.00	1.65	1294832.00	6.11	1096267.00	5.17	18877.00	.09	539222.00	2.54	9439.00	.04	21207578.00
TOTAL (STATES & UTs)	368554586.00	50.86	244573305.00	33.75	1338817.00	.18	79971689.00	11.04	18335044.00	2.53	477690.00	.07	8002247.00	1.10	3326142.00	.46	724579520.00
TOTAL CENTRE	72278800.00	54.64	13604200.00	10.28	2350500.00	1.78	20011700.00	15.13	14413800.00	10.90	6500.00	.00	8206300.00	6.20	1415500.00	1.07	132287300.00
GRAND TOTAL	440833386.00	51.45	258177505.00	30.13	3689317.00	.43	99983389.00	11.67	32748844.00	3.82	484190.00	.06	16208547.00	1.89	4741642.00	.55	856866820.00

STATEMENT NO. (24 A): BUDGETED EXPENDITURE ON EDUCATION ACCORDING TO HEADS OF CHARHES
(CAPITAL ACCOUNT) FOR 2004-05 (REVISED ESTIMATES)

(RUPEES IN THOUSANDS)

STATE/ UNION TERRITORY	ELEMENTARY EDUCATION	SECONDARY EDUCATION	ADULT EDUCATION	UNIV. & HIGHER EDUCATION	TECHNICAL EDUCATION	PHYSICAL EDUCATION	GENERAL EDUCATION	LANGUAGE DEVELOPMENT	T O T A L
ANDHRA PRADESH	.00	.00	.00	.00	.00	.00	.00	.00	.00
ARUNACHAL PRADESH	36264.00	707.00	.00	778877.00	110000.00	.00	104784.00	.00	1030632.00
ASSAM	.00	3500.00	.00	2500.00	23400.00	.00	.00	.00	29400.00
BIHAR	116869.00	.00	.00	.00	10000.00	.00	.00	.00	126869.00
CHHATTISGARH	1600.00	170926.00	.00	35713.00	181477.00	.00	.00	.00	389716.00
GOA	12200.00	3000.00	.00	5537.00	24550.00	.00	.00	.00	45287.00
GUJARAT	7000.00	.00	.00	.00	24586.00	.00	.00	.00	31586.00
HARYANA	.00	10000.00	.00	.00	8222.00	.00	.00	.00	18222.00
HIMACHAL PRADESH	22790.00	137400.00	.00	.00	38600.00	.00	.00	.00	198790.00
JAMMU & KASHMIR	633725.00	.00	.00	184800.00	195916.00	.00	.00	.00	1014441.00
JHARKHAND	.00	.00	.00	.00	.00	.00	.00	.00	.00
KARNATAKA	.00	10000.00	.00	17000.00	500.00	.00	.00	.00	27500.00
KERALA	316.00	2073.00	.00	31989.00	145636.00	.00	81150.00	.00	261164.00
MADHYA PRADESH	110588.00	10000.00	.00	41901.00	54936.00	.00	.00	.00	217425.00
MAHARASHTRA	.00	.00	.00	5345.00	23642.00	.00	.00	.00	28987.00
MANIPUR	.00	2000.00	.00	251649.00	301000.00	.00	80595.00	645.00	635889.00
MEGHALAYA	6000.00	3000.00	2000.00	.00	.00	.00	.00	.00	11000.00
MIZORAM	22500.00	.00	.00	1200.00	65700.00	.00	.00	.00	89400.00
NAGALAND	.00	20000.00	.00	13484.00	.00	.00	6617.00	.00	40101.00
ORISSA	51.00	14569.00	.00	4.00	.00	.00	3562.00	.00	18186.00
PUNJAB	144232.00	208536.00	263000.00	.00	2600.00	.00	.00	.00	618368.00
RAJASTHAN	25903.00	121981.00	.00	11743.00	.00	.00	5000.00	132.00	164759.00
SIKKIM	114493.00	13600.00	.00	30000.00	225100.00	.00	.00	.00	383193.00
TAMIL NADU	119.00	602942.00	.00	14618.00	26604.00	.00	.00	.00	644283.00
TRIPURA	140663.00	4454.00	.00	26893.00	77800.00	.00	20.00	.00	249830.00
UTTARANCHAL	.00	316978.00	100600.00	.00	53000.00	.00	.00	.00	470578.00
UTTAR PRADESH	15341.00	280350.00	.00	243400.00	36033.00	.00	57500.00	.00	632624.00
WEST BENGAL	11000.00	8500.00	.00	14620.00	10030.00	.00	25000.00	.00	69150.00
TOTAL STATES	1421654.00	1944516.00	365600.00	1711273.00	1639332.00	.00	364228.00	777.00	7447380.00
A. & N. ISLANDS	23600.00	22000.00	.00	17000.00	34900.00	.00	17200.00	.00	114700.00
CHANDIGARH	7500.00	19600.00	.00	14700.00	40500.00	.00	.00	.00	82300.00
DADRA & NAGAR HAVELI	.00	11500.00	.00	.00	10500.00	.00	.00	.00	22000.00
DAMAN & DIU	.00	.00	.00	.00	.00	.00	15300.00	.00	15300.00
DELHI	184500.00	594000.00	.00	107300.00	60000.00	.00	.00	.00	945800.00
LAKSHADWEEP	.00	10000.00	.00	4500.00	.00	.00	.00	.00	14500.00
PONDICHERRY	48678.00	81267.00	.00	22700.00	.00	.00	8300.00	.00	160945.00
TOTAL U.T.s	264278.00	738367.00	.00	166200.00	145900.00	.00	40800.00	.00	1355545.00
TOTAL (STATES & UT)	1685932.00	2682883.00	365600.00	1877473.00	1785232.00	.00	405028.00	777.00	8802925.00

STATEMENT NO. (24 B) : BUDGETED EXPENDITURE ON EDUCATION ACCORDING TO HEADS OF CHARHES
(LOAN AND ADVANCES ACCOUNT) FOR 2004-05 (REVISED ESTIMATES)

(RUPEES IN THOUSANDS)

STATE/ UNION TERRITORY	ELEMENTARY EDUCATION	SECONDARY EDUCATION	ADULT EDUCATION	UNIV. & HIGHER EDUCATION	TECHNICAL EDUCATION	PHYSICAL EDUCATION	GENERAL EDUCATION	LANGUAGE DEVELOPMENT	T O T A L
ANDHRA PRADESH	.00	.00	.00	.00	.00	.00	.00	.00	.00
ARUNACHAL PRADESH	.00	.00	.00	.00	.00	.00	.00	.00	.00
ASSAM	.00	.00	.00	500.00	.00	.00	.00	.00	500.00
BIHAR	.00	.00	.00	.00	.00	.00	.00	.00	.00
CHHATTISGARH	.00	.00	.00	.00	.00	.00	.00	.00	.00
GOA	.00	.00	.00	39800.00	.00	.00	.00	.00	39800.00
GUJARAT	.00	.00	.00	.00	.00	.00	.00	.00	.00
HARYANA	.00	.00	.00	.00	.00	.00	.00	.00	10.00
HIMACHAL PRADESH	.00	.00	.00	.00	.00	.00	.00	.00	.00
JAMMU & KASHMIR	.00	.00	.00	1250.00	.00	.00	.00	.00	1250.00
JHARKHAND	.00	.00	.00	.00	.00	.00	.00	.00	.00
KARNATAKA	.00	.00	.00	.00	.00	.00	.00	.00	.00
KERALA	.00	.00	.00	.00	.00	.00	.00	.00	.00
MADHYA PRADESH	.00	.00	.00	.00	66500.00	.00	.00	.00	66500.00
MAHARASHTRA	.00	.00	.00	.00	.00	.00	.00	.00	.00
MANIPUR	.00	.00	.00	.00	.00	.00	.00	.00	.00
MEGHALAYA	.00	.00	.00	.00	.00	.00	.00	.00	.00
MIZORAM	.00	.00	.00	4590.00	.00	.00	.00	.00	4590.00
NAGALAND	.00	.00	.00	.00	.00	.00	.00	.00	.00
ORISSA	.00	.00	.00	12000.00	.00	.00	.00	.00	12000.00
PUNJAB	.00	.00	.00	.00	.00	.00	.00	.00	.00
RAJASTHAN	.00	.00	.00	161.00	.00	.00	.00	.00	161.00
SIKKIM	.00	.00	.00	.00	.00	.00	.00	.00	.00
TAMIL NADU	.00	.00	.00	.00	.00	.00	.00	.00	.00
TRIPURA	.00	.00	.00	.00	.00	.00	.00	.00	.00
UTTARANCHAL	.00	.00	.00	.00	.00	.00	.00	.00	.00
UTTAR PRADESH	1.00	.00	.00	.00	.00	.00	.00	.00	1.00
WEST BENGAL	.00	.00	.00	.00	.00	.00	.00	.00	500.00
TOTAL STATES	1.00	.00	.00	58301.00	66500.00	.00	.00	.00	125312.00
A. & N. ISLANDS	.00	.00	.00	.00	.00	.00	.00	.00	.00
CHANDIGARH	.00	.00	.00	.00	.00	.00	.00	.00	500.00
DADRA & NAGAR HAVELI	.00	.00	.00	.00	.00	.00	.00	.00	.00
DAMAN & DIU	.00	.00	.00	.00	.00	.00	.00	.00	.00
DELHI	.00	.00	.00	.00	.00	.00	.00	.00	.00
LAKSHADWEEP	.00	.00	.00	.00	.00	.00	.00	.00	.00
PONDICHERY	.00	.00	.00	.00	.00	.00	.00	.00	.00
TOTAL U.T.s	.00	.00	.00	.00	.00	.00	.00	.00	500.00
TOTAL (STATES & UT)	1.00	.00	.00	58301.00	66500.00	.00	.00	.00	125812.00

STATEMENT NO. (25): BUDGETED EXPENDITURE ON EDUCATION OF THE EDUCATION DEPARTMENTS ACCORDING TO HEADS OF CHARGES (REVENUE ACCOUNT) FOR 2005-06 (BUDGET ESTIMATES)

(RUPEES IN THOUSANDS)

STATE/ UNION TERRITORY	ELEMENTARY EDUCATION		SECONDARY EDUCATION		ADULT EDUCATION		UNIV. & HIGHER EDU.		TECHNICAL EDUCATION		PHYSICAL EDUCATION		GENERAL EDUCATION		LANGUAGE DEVELOPMENT		T O T A L
	TOTAL	% AGE	TOTAL	% AGE	TOTAL	% AGE	TOTAL	% AGE	TOTAL	% AGE	TOTAL	% AGE	TOTAL	% AGE	TOTAL	% AGE	
ANDHRA PRADESH	23081035.00	45.94	15124824.00	30.10	120000.00	.24	9633571.00	19.17	1638412.00	3.26	11741.00	.02	473065.00	.94	159907.00	.32	50242555.00
ARUNACHAL PRADESH	958517.00	62.06	340086.00	22.02	18316.00	1.19	202067.00	13.08	.00	...	6981.00	.45	18590.00	1.20	.00	...	1544557.00
ASSAM	20280343.00	65.26	7430530.00	23.91	137705.00	.44	2506969.00	8.07	289190.00	.93	66505.00	.21	95385.00	.31	267799.00	.86	31074426.00
BIHAR	28310888.00	64.97	7553776.00	17.34	90863.00	.21	6698586.00	15.37	230189.00	.53	24849.00	.06	84083.00	.19	579809.00	1.33	43573043.00
CHHATTISGARH	8423245.00	65.64	2666992.00	20.78	76047.00	.59	1350147.00	10.52	279443.00	2.18	3387.00	.03	29498.00	.23	4189.00	.03	12832948.00
GOA	692505.00	21.63	1791537.00	55.97	8415.00	.26	405148.00	12.66	223477.00	6.98	39141.00	1.22	30235.00	.94	10500.00	.33	3200958.00
GUJARAT	20055541.00	53.56	11781293.00	31.46	40770.00	.11	3433516.00	9.17	1232200.00	3.29	13000.00	.03	857673.00	2.29	31297.00	.08	37445290.00
HARYANA	9815591.00	49.40	6722680.00	33.84	12074.00	.06	2465714.00	12.41	710369.00	3.58	.00	...	128850.00	.65	13300.00	.07	19868578.00
HIMACHAL PRADESH	5790669.00	56.22	3633537.00	35.28	8134.00	.08	633064.00	6.15	85256.00	.83	2126.00	.02	118741.00	1.15	28156.00	.27	10299683.00
JAMMU & KASHMIR	5003787.00	46.50	4244731.00	39.45	2721.00	.03	1249174.00	11.61	225066.00	2.09	.00	...	35501.00	.33	.00	...	10760980.00
JHARKHAND	11842526.00	65.16	2608079.00	14.35	.00	...	2717179.00	14.95	943330.00	5.19	3102.00	.02	.00	...	59262.00	.33	18173478.00
KARNATAKA	26652345.00	56.22	13108251.00	27.65	49968.00	.11	5065499.00	10.69	1607168.00	3.39	1348.00	.00	826823.00	1.74	95389.00	.20	47406791.00
KERALA	15250008.00	40.68	14099475.00	37.61	5000.00	.01	5693390.00	15.19	1948502.00	5.20	5065.00	.01	336778.00	.90	153371.00	.41	37491589.00
MADHYA PRADESH	18482147.00	68.25	3933261.00	14.53	20594.00	.08	3508421.00	12.96	927033.00	3.42	5569.00	.02	174127.00	.64	27794.00	.10	27078946.00
MAHARASHTRA	45374882.00	45.64	39711936.00	39.94	113136.00	.11	9725880.00	9.78	3677611.00	3.70	40389.00	.04	778836.00	.78	482.00	.00	99423152.00
MANIPUR	1267373.00	40.35	722118.00	22.99	31330.00	1.00	1025474.00	32.65	35497.00	1.13	20991.00	.67	35201.00	1.12	3041.00	.10	3141025.00
MEGHALAYA	1569975.00	54.06	703478.00	24.22	20875.00	.72	300844.00	10.36	216816.00	7.47	89.00	.00	91972.00	3.17	155.00	.01	2904204.00
MIZORAM	1228695.00	54.76	521910.00	23.26	17965.00	.80	241865.00	10.78	75740.00	3.38	.00	...	39550.00	1.76	118217.00	5.27	2243942.00
NAGALAND	1514370.00	63.03	476358.00	19.83	12325.00	.51	185006.00	7.70	137762.00	5.73	.0000	...	76875.00	3.20	2402696.00
ORISSA	12561474.00	58.60	5559572.00	25.93	18000.00	.08	2970069.00	13.85	232979.00	1.09	12180.00	.06	15499.00	.07	67468.00	.31	21437241.00
PUNJAB	6013674.00	25.92	14423602.00	62.17	25000.00	.11	2239365.00	9.65	313179.00	1.35	10250.00	.04	104555.00	.45	68915.00	.30	23198540.00
RAJASTHAN	28932028.00	58.85	16062047.00	32.67	155412.00	.32	2931287.00	5.96	507673.00	1.03	25949.00	.05	86776.00	.18	463372.00	.94	49164544.00
SIKKIM	758475.00	47.07	725942.00	45.05	400.00	.02	45808.00	2.84	26650.00	1.65	.00	...	50386.00	3.13	3600.00	.22	1611261.00
TAMIL NADU	21563791.00	42.27	19690638.00	38.60	10097.00	.02	5524267.00	10.83	1658331.00	3.25	9472.00	.02	2373064.00	4.65	180875.00	.35	51010535.00
TRIPURA	3010515.00	55.81	1802712.00	33.42	.00	...	266044.00	4.93	41597.00	.77	155683.00	2.89	99591.00	1.85	18559.00	.34	5394701.00
UTTARANCHAL	5525514.00	44.22	5566036.00	44.54	.00	...	934534.00	7.48	379593.00	3.04	.00	...	56615.00	.45	34263.00	.27	12496555.00
UTTAR PRADESH	46276092.00	59.79	23674798.00	30.59	.00	...	5692042.00	7.35	1201560.00	1.55	500.00	.00	109056.00	.14	441267.00	.57	77395315.00
WEST BENGAL	20732613.00	37.84	25099628.00	45.81	54373.00	.10	6742666.00	12.31	1201175.00	2.19	29737.00	.05	712522.00	1.30	222319.00	.41	54795033.00
TOTAL STATES	390968618.00	51.61	249779827.00	32.97	1049520.00	.14	84387596.00	11.14	20045798.00	2.65	488054.00	.06	7762972.00	1.02	3130181.00	.41	757612566.00
A. & N. ISLANDS	565902.00	48.31	411079.00	35.10	3198.00	.27	76897.00	6.57	66800.00	5.70	.00	...	45174.00	3.86	2250.00	.19	1171300.00
CHANDIGARH	518175.00	30.45	322650.00	18.96	3625.00	.21	640640.00	37.64	195800.00	11.51	3000.00	.18	13100.00	.77	4810.00	.28	1701800.00
DADRA & NAGAR HAVELI	146800.00	67.87	47800.00	22.10	300.00	.14	100.00	.05	10100.00	4.67	.00	...	11200.00	5.18	.00	...	216300.00
DAMAN & DIU	81200.00	41.01	72400.00	36.57	600.00	.30	12800.00	6.46	20800.00	10.51	.00	...	10200.00	5.15	.00	...	198000.00
DELHI	4351530.00	27.06	9869971.00	61.37	383409.00	2.38	391700.00	2.44	691885.00	4.30	12590.00	.08	371850.00	2.31	9000.00	.06	16081935.00
LAKSHADWEEP	6800.00	3.36	98916.00	48.94	.00	...	360.00	.18	.0000	...	96024.00	47.51	.00	...	202100.00
PONDICHERRY	683401.00	38.99	572171.00	32.65	2232.00	.13	292377.00	16.68	162134.00	9.25	5147.00	.29	33010.00	1.88	2131.00	.12	1752603.00
TOTAL U.T.s	6353808.00	29.80	11394987.00	53.44	393364.00	1.84	1414874.00	6.64	1147519.00	5.38	20737.00	.10	580558.00	2.72	18191.00	.09	21324038.00
TOTAL (STATES & UTs)	397322426.00	51.01	261174814.00	33.53	1442884.00	.19	85802470.00	11.02	21193317.00	2.72	508791.00	.07	8343530.00	1.07	3148372.00	.40	778936604.00
TOTAL CENTRE	112197900.00	61.19	15916100.00	8.68	2632400.00	1.44	21082600.00	11.50	16007300.00	8.73	6500.00	.00	14006100.00	7.64	1521400.00	.83	183370300.00
GRAND TOTAL	509520326.00	52.95	277090914.00	28.79	4075284.00	.42	106885070.00	11.11	37200617.00	3.87	515291.00	.05	22349630.00	2.32	4669772.00	.49	962306904.00

STATEMENT NO. (25 A): BUDGETED EXPENDITURE ON EDUCATION ACCORDING TO HEADS OF CHARHES
(CAPITAL ACCOUNT) FOR 2005-06 (BUDGET ESTIMATES)

(RUPEES IN THOUSANDS)

STATE/ UNION TERRITORY	ELEMENTARY EDUCATION	SECONDARY EDUCATION	ADULT EDUCATION	UNIV.& HIGHER EDUCATION	TECHNICAL EDUCATION	PHYSICAL EDUCATION	GENERAL EDUCATION	LANGUAGE DEVELOPMENT	T O T A L
ANDHRA PRADESH	.00	.00	.00	205000.00	.00	.00	.00	.00	205000.00
ARUNACHAL PRADESH	.00	.00	.00	861977.00	210000.00	.00	60990.00	.00	1132967.00
ASSAM	.00	2500.00	.00	13865.00	.00	.00	.00	.00	16365.00
BIHAR	14600.00	39259.00	.00	.00	11000.00	.00	.00	.00	64859.00
CHHATTISGARH	63300.00	358800.00	.00	163917.00	161205.00	.00	.00	.00	747222.00
GOA	2500.00	2000.00	.00	8000.00	36550.00	.00	.00	.00	49050.00
GUJARAT	1769930.00	.00	.00	.00	7200.00	.00	.00	.00	1777130.00
HARYANA	.00	10000.00	.00	.00	28200.00	.00	.00	.00	38200.00
HIMACHAL PRADESH	6301.00	119900.00	.00	.00	71500.00	.00	.00	.00	197701.00
JAMMU & KASHMIR	816250.00	.00	.00	288200.00	370116.00	.00	.00	.00	1474566.00
JHARKHAND	.00	.00	.00	.00	158355.00	.00	189955.00	.00	348310.00
KARNATAKA	9823.00	52071.00	.00	145300.00	7500.00	.00	300000.00	.00	514694.00
KERALA	.00	.00	.00	7100.00	181500.00	.00	30000.00	.00	218600.00
MADHYA PRADESH	140588.00	96500.00	.00	80001.00	113000.00	.00	5000.00	.00	435089.00
MAHARASHTRA	.00	.00	.00	8540.00	15995.00	.00	.00	.00	24535.00
MANIPUR	.00	2000.00	.00	69549.00	5000.00	.00	70994.00	645.00	148188.00
MEGHALAYA	5000.00	.00	.00	.00	.00	.00	.00	.00	5000.00
MIZORAM	10.00	.00	.00	.00	40500.00	.00	.00	.00	40510.00
NAGALAND	.00	42300.00	.00	2500.00	.00	.00	2700.00	.00	47500.00
ORISSA	51.00	50.00	.00	4.00	.00	.00	2.00	.00	107.00
PUNJAB	208000.00	10000.00	95400.00	.00	5200.00	.00	.00	40000.00	358600.00
RAJASTHAN	131890.00	34310.00	.00	12934.00	.00	.00	.00	1700.00	180834.00
SIKKIM	59600.00	6000.00	.00	11000.00	274000.00	.00	.00	.00	350600.00
TAMIL NADU	6573.00	753772.00	.00	36801.00	87001.00	.00	.00	.00	884147.00
TRIPURA	232950.00	24463.00	.00	125333.00	58372.00	.00	150.00	.00	441268.00
UTTARANCHAL	.00	294634.00	82600.00	.00	86453.00	.00	.00	.00	463687.00
UTTAR PRADESH	32744.00	369693.00	.00	590001.00	31106.00	.00	2.00	.00	1023546.00
WEST BENGAL	11000.00	8500.00	.00	21950.00	17250.00	.00	77000.00	.00	135700.00
TOTAL STATES	3511110.00	2226752.00	178000.00	2651972.00	1977003.00	.00	736793.00	42345.00	11323975.00
A. & N. ISLANDS	40300.00	32000.00	.00	26300.00	45000.00	.00	32000.00	.00	175600.00
CHANDIGARH	10000.00	18000.00	.00	13100.00	13100.00	.00	1500.00	.00	55700.00
DADRA & NAGAR HAVELI	.00	13000.00	.00	.00	10600.00	.00	.00	.00	23600.00
DAMAN & DIU	.00	.00	.00	.00	.00	.00	16400.00	.00	16400.00
DELHI	200000.00	641500.00	.00	191400.00	155000.00	.00	.00	.00	1187900.00
LAKSHADWEEP	.00	10000.00	.00	4700.00	.00	.00	.00	.00	14700.00
PONDICHERY	41900.00	67400.00	.00	40300.00	.00	.00	57184.00	.00	206784.00
TOTAL U.T.s	292200.00	781900.00	.00	275800.00	223700.00	.00	107084.00	.00	1680684.00
TOTAL (STATES & UT)	3803310.00	3008652.00	178000.00	2927772.00	2200703.00	.00	843877.00	42345.00	13004659.00

..NICNET..

STATEMENT NO. (25 B) : BUDGETED EXPENDITURE ON EDUCATION ACCORDING TO HEADS OF CHARHES
(LOAN AND ADVANCES ACCOUNT) FOR 2005-06 (BUDGET ESTIMATES)

(RUPEES IN THOUSANDS)

STATE/ UNION TERRITORY	ELEMENTARY EDUCATION	SECONDARY EDUCATION	ADULT EDUCATION	UNIV. & HIGHER EDUCATION	TECHNICAL EDUCATION	PHYSICAL EDUCATION	GENERAL EDUCATION	LANGUAGE DEVELOPMENT	T O T A L
ANDHRA PRADESH	.00	.00	.00	.00	.00	.00	.00	.00	.00
ARUNACHAL PRADESH	.00	.00	.00	.00	.00	.00	.00	.00	.00
ASSAM	.00	.00	.00	500.00	.00	.00	.00	.00	500.00
BIHAR	.00	.00	.00	.00	.00	.00	.00	.00	.00
CHHATTISGARH	.00	.00	.00	.00	.00	.00	.00	.00	.00
GOA	.00	.00	.00	10000.00	.00	.00	.00	.00	10000.00
GUJARAT	.00	.00	.00	.00	.00	.00	.00	.00	.00
HARYANA	.00	.00	.00	.00	.00	.00	.00	.00	10.00
HIMACHAL PRADESH	.00	.00	.00	.00	.00	.00	.00	.00	.00
JAMMU & KASHMIR	.00	.00	.00	1000.00	.00	.00	.00	.00	1000.00
JHARKHAND	.00	.00	.00	.00	39354.00	.00	.00	.00	39354.00
KARNATAKA	.00	.00	.00	.00	.00	.00	.00	.00	.00
KERALA	.00	.00	.00	.00	.00	.00	.00	.00	.00
MADHYA PRADESH	.00	.00	.00	.00	100622.00	.00	.00	.00	100622.00
MAHARASHTRA	.00	.00	.00	.00	.00	.00	.00	.00	.00
MANIPUR	.00	.00	.00	.00	.00	.00	.00	.00	.00
MEGHALAYA	.00	.00	.00	.00	.00	.00	.00	.00	.00
MIZORAM	.00	.00	.00	10.00	.00	.00	.00	.00	10.00
NAGALAND	.00	.00	.00	.00	.00	.00	.00	.00	.00
ORISSA	.00	.00	.00	12000.00	.00	.00	.00	.00	12000.00
PUNJAB	.00	.00	.00	.00	.00	.00	.00	.00	.00
RAJASTHAN	.00	.00	.00	202.00	.00	.00	.00	.00	202.00
SIKKIM	.00	.00	.00	.00	.00	.00	.00	.00	.00
TAMIL NADU	.00	.00	.00	.00	.00	.00	.00	.00	.00
TRIPURA	.00	.00	.00	.00	.00	.00	.00	.00	.00
UTTARANCHAL	.00	.00	.00	.00	.00	.00	.00	.00	.00
UTTAR PRADESH	1.00	.00	.00	.00	.00	.00	.00	.00	1.00
WEST BENGAL	.00	.00	.00	.00	.00	.00	.00	.00	500.00
TOTAL STATES	1.00	.00	.00	23712.00	139976.00	.00	.00	.00	164199.00
A. & N. ISLANDS	.00	.00	.00	.00	.00	.00	.00	.00	.00
CHANDIGARH	.00	.00	.00	.00	.00	.00	.00	.00	500.00
DADRA & NAGAR HAVELI	.00	.00	.00	.00	.00	.00	.00	.00	.00
DAMAN & DIU	.00	.00	.00	.00	.00	.00	.00	.00	.00
DELHI	.00	.00	.00	.00	.00	.00	.00	.00	.00
LAKSHADWEEP	.00	.00	.00	.00	.00	.00	.00	.00	.00
PONDICHERRY	.00	.00	.00	.00	.00	.00	.00	.00	.00
TOTAL U.T.s	.00	.00	.00	.00	.00	.00	.00	.00	500.00
TOTAL (STATES & UT)	1.00	.00	.00	23712.00	139976.00	.00	.00	.00	164699.00

..NICNET..

STATEMENT NO.(26): SECTOR-WISE PLAN & NON-PLAN ACTUAL EXPENDITURE OF EDUCATION DEPARTMENTS OF STATES/UNION TERRITORIES & CENTRE (REVENUE ACCOUNT) FOR 2003-04.
(ACTUALS)

(RUPEES IN CRORES)

S.No.	SECTOR	P L A N			N O N - P L A N			T O T A L			%AGE OF PLAN EXP.	%AGE OF NON-PLAN EXP.	%AGE OF TOTAL BUDGET
		STATES/U.Ts.	CENTRE	TOTAL	STATES/U.Ts.	CENTRE	TOTAL	STATES/U.Ts.	CENTRE	TOTAL			
1		2	3	4	5	6	7	8	9	10	11	12	13
1	ELEMENTARY EDUCATION	2868.21	5201.01	8069.22	28294.31	2.44	28296.75	31162.52	5203.45	36365.97	67.26	46.35	49.79
2	SECONDARY EDUCATION	899.75	637.99	1537.74	21072.96	739.02	21811.98	21972.71	1377.01	23349.72	12.82	35.73	31.97
3	PHYSICAL EDUCATION	7.32	.00	7.32	36.45	.65	37.10	43.77	.65	44.42	.06	.06	.06
4	UNIVERSITY & OTHER HIGHER EDUCATION	410.38	560.44	970.82	6888.22	1201.11	8089.33	7298.60	1761.55	9060.15	8.09	13.25	12.40
5	ADULT EDUCATION	28.11	231.87	259.98	63.17	1.85	65.02	91.28	233.72	325.00	2.17	.11	.44
6	LANGUAGE DEVELOPMENT	20.74	103.67	124.41	233.64	36.44	270.08	254.38	140.11	394.49	1.04	.44	.54
7	TECHNICAL EDUCATION	244.99	625.06	870.05	1187.90	775.13	1963.03	1432.89	1400.19	2833.08	7.25	3.22	3.88
8	GENERAL	146.72	11.03	157.75	464.53	49.77	514.30	611.25	60.80	672.05	1.31	.84	.92
	TOTAL	4626.22	7371.07	11997.29	58241.18	2806.41	61047.59	62867.40	10177.48	73044.88	100.00	100.00	100.00

..NICNET..

STATEMENT NO.(27): SECTOR-WISE PLAN & NON-PLAN REVISED ESTIMATES FOR EDUCATION DEPARTMENTS
OF STATES/UNION TERRITORIES AND CENTRE (REVENUE ACCOUNT) FOR 2004-05.
(REVISED ESTIMATES)

(RUPEES IN CRORES)

S.No.	SECTOR	P L A N			N O N - P L A N			T O T A L			%AGE OF PLAN EXP.	%AGE OF NON- -PLAN EXP.	%AGE OF TOTAL BUDGET
		STATES/U.Ts.	CENTRE	TOTAL	STATES/U.Ts.	CENTRE	TOTAL	STATES/U.Ts.	CENTRE	TOTAL			
1		2	3	4	5	6	7	8	9	10	11	12	13
1	ELEMENTARY EDUCATION	4779.79	7225.35	12005.14	32075.67	2.53	32078.20	36855.46	7227.88	44083.34	67.15	47.31	51.45
2	SECONDARY EDUCATION	1513.93	588.24	2102.17	22943.40	772.18	23715.58	24457.33	1360.42	25817.75	11.76	34.97	30.13
3	PHYSICAL EDUCATION	8.13	.00	8.13	39.64	.65	40.29	47.77	.65	48.42	.05	.06	.06
4	UNIVERSITY & OTHER HIGHER EDUCATION	527.18	710.95	1238.13	7469.99	1290.22	8760.21	7997.17	2001.17	9998.34	6.92	12.92	11.67
5	ADULT EDUCATION	57.64	233.00	290.64	76.24	2.05	78.29	133.88	235.05	368.93	1.63	.12	.43
6	LANGUAGE DEVELOPMENT	24.90	103.30	128.20	307.72	38.25	345.97	332.62	141.55	474.17	.72	.51	.55
7	TECHNICAL EDUCATION	537.90	597.92	1135.82	1295.60	843.46	2139.06	1833.50	1441.38	3274.88	6.35	3.15	3.82
8	GENERAL	205.67	765.39	971.06	594.55	55.24	649.79	800.22	820.63	1620.85	5.43	.96	1.89
	TOTAL	7655.14	10224.15	17879.29	64802.81	3004.58	67807.39	72457.95	13228.73	85686.68	100.00	100.00	100.00

..NICNET..

STATEMENT NO.(28) : SECTOR-WISE PLAN & NON-PLAN BUDGET ESTIMATES FOR EDUCATION DEPARTMENTS
OF STATES/UNION TERRITORIES & CENTRE (REVENUE ACCOUNT) FOR 2005-06
(BUDGET STIMATES)

(RUPEES IN CRORES)

S.No.	SECTOR	P L A N			N O N - P L A N			T O T A L			%AGE OF PLAN EXP.	%AGE OF NON- -PLAN EXP.	%AGE OF TOTAL BUDGET
		STATES/U.Ts.	CENTRE	TOTAL	STATES/U.Ts.	CENTRE	TOTAL	STATES/U.Ts.	CENTRE	TOTAL			
1		2	3	4	5	6	7	8	9	10	11	12	13
1	ELEMENTARY EDUCATION	5606.24	11217.26	16823.50	34126.01	2.53	34128.54	39732.25	11219.79	50952.04	68.93	47.52	52.95
2	SECONDARY EDUCATION	1871.62	787.51	2659.13	24245.87	804.10	25049.97	26117.49	1591.61	27709.10	10.89	34.88	28.79
3	PHYSICAL EDUCATION	9.12	.00	9.12	41.76	.65	42.41	50.88	.65	51.53	.04	.06	.05
4	UNIVERSITY & OTHER HIGHER EDUCATION	557.04	789.46	1346.50	8023.21	1318.80	9342.01	8580.25	2108.26	10688.51	5.52	13.01	11.11
5	ADULT EDUCATION	67.45	261.00	328.45	76.84	2.24	79.08	144.29	263.24	407.53	1.35	.11	.42
6	LANGUAGE DEVELOPMENT	28.45	112.55	141.00	286.39	39.59	325.98	314.84	152.14	466.98	.58	.45	.49
7	TECHNICAL EDUCATION	777.50	733.40	1510.90	1341.83	867.33	2209.16	2119.33	1600.73	3720.06	6.19	3.08	3.87
8	GENERAL	248.72	1341.08	1589.80	585.63	59.53	645.16	834.35	1400.61	2234.96	6.51	.90	2.32
	TOTAL	9166.14	15242.26	24408.40	68727.54	3094.77	71822.31	77893.68	18337.03	96230.71	100.00	100.00	100.00

..NICNET..

STATEMENT NO (29) : BUDGETED EXPENDITURE ON EDUCATION DEPARTMENTS (CAPITAL ACCOUNT)
FOR 2003-04 (ACTUALS)

(RUPEES IN THOUSANDS)

S.NO.	STATE/ UNION TERRITORY	CAPITAL EXP. ON EDU. OUT- SIDE REVENUE ACCOUNT	TOTAL CAPITAL EXP. OUT-SIDE REVENUE ACCOUNT	%AGE OF COL. (2) TO COL. (3)	LOANS FOR EDUCATION	TOTAL LOANS & ADVANCES	%AGE OF COL. (5) TO COL. (6)
1	2	3	4	5	6	7	
1	ANDHRA PRADESH	20211.00	1062607300.00	.00	...	14936100.00	.00
2	ARUNACHAL PRADESH	736069.00	62395300.00	1.18	...	35000.00	.00
3	ASSAM	8046.00	121535600.00	.01	...	1275900.00	.00
4	BIHAR	...	103355800.00	.00	...	11703700.00	.00
5	CHHATTISGARH	145129.00	238816500.00	.06	...	5576800.00	.00
6	GOA	67000.00	48224500.00	.14	40000.00	98300.00	40.69
7	GUJARAT	32066.00	468455000.00	.01	...	24247900.00	.00
8	HARYANA	16412.00	204706800.00	.01	...	24293200.00	.00
9	HIMACHAL PRADESH	128015.00	108291300.00	.12	...	199100.00	.00
10	JAMMU & KASHMIR	1014441.00	42990000.00	2.36	1250.00	585900.00	.21
11	JHARKHAND	...	45864000.00	.00	...	2855500.00	.00
12	KARNATAKA	44893.00	498561700.00	.01	...	10112000.00	.00
13	KERALA	139298.00	369361200.00	.04	...	12919300.00	.00
14	MADHYA PRADESH	97454.00	372918400.00	.03	17500.00	2043700.00	.86
15	MAHARASHTRA	63126.00	565750800.00	.01	...	19019900.00	.00
16	MANIPUR	121327.00	26059300.00	.47	...	19600.00	.00
17	MEGHALAYA	9423.00	112854300.00	.01	...	698000.00	.00
18	MIZORAM	76951.00	24890400.00	.31	...	372200.00	.00
19	NAGALAND	32494.00	48495500.00	.07	...	50800.00	.00
20	ORISSA	176845.00	190166900.00	.09	10000.00	15720000.00	.06
21	PUNJAB	4300.00	458687900.00	.00	...	7575400.00	.00
22	RAJASTHAN	161317.00	553416400.00	.03	402.00	9253600.00	.00
23	SIKKIM	209478.00	19037400.00	1.10	...	1000.00	.00
24	TAMIL NADU	585309.00	618602800.00	.09	...	10105700.00	.00
25	TRIPURA	200851.00	48176100.00	.42	...	60200.00	.00
26	UTTARANCHAL	451737.00	258890500.00	.17	...	1354900.00	.00
27	UTTAR PRADESH	494602.00	1634234000.00	.03	...	12423600.00	.00
28	WEST BENGAL	44521.00	948897300.00	.00	...	30563400.00	.00
TOTAL (STATES)		5081315.00	9256243000.00	.05	69152.00	218100700.00	.03
29	A. & N. ISLANDS	114442.00	2165841.00	5.28	...	8361.00	.00
30	CHANDIGARH	57991.00	1645409.00	3.5200
31	DADRA & NAGAR HAVELI	18320.00	354752.00	5.16	...	7737.00	.00
32	DAMAN & DIU	10600.00	302083.00	3.51	...	1532.00	.00
33	DELHI	1041195.00	25299200.00	4.12	...	41031700.00	.00
34	LAKSHADWEEP	16900.00	359717.00	4.70	...	3200.00	.00
35	PONDICHERRY	113865.00	2158159.00	5.28	...	49417.00	.00
TOTAL (U.T.s)		1373313.00	32285161.00	4.25	...	41101947.00	.00
TOTAL (STATES & U.T.)		6454628.00	9288528161.00	.07	69152.00	259202647.00	.03

..NICNET..

STATEMENT NO (30) : BUDGETED EXPENDITURE ON EDUCATION DEPARTMENTS (CAPITAL ACCOUNT)
FOR 2004-05 (REVISED ESTIMATE)

(RUPEES IN THOUSANDS)

S.NO.	STATE/ UNION TERRITORY	CAPITAL EXP. ON EDU. OUT- SIDE REVENUE ACCOUNT	TOTAL CAPITAL EXP. OUT-SIDE REVENUE ACCOUNT	%AGE OF COL. (2) TO COL. (3)	LOANS FOR EDUCATION	TOTAL LOANS & ADVANCES	%AGE OF COL. (5) TO COL. (6)
1	2	3	4	5	6	7	
1	ANDHRA PRADESH	...	276675500.00	.00	...	8457000.00	.00
2	ARUNACHAL PRADESH	1030632.00	23167400.00	4.45	...	65900.00	.00
3	ASSAM	29400.00	153390700.00	.02	500.00	11435200.00	.00
4	BIHAR	126869.00	114469300.00	.11	...	12600200.00	.00
5	CHHATTISGARH	389716.00	212910400.00	.18	...	1433000.00	.00
6	GOA	45287.00	26658300.00	.17	39800.00	144500.00	27.54
7	GUJARAT	31586.00	748488700.00	.00	...	10146300.00	.00
8	HARYANA	18222.00	166043900.00	.01	10.00	2684800.00	.00
9	HIMACHAL PRADESH	198790.00	35701700.00	.56	...	342400.00	.00
10	JAMMU & KASHMIR	1014441.00	38986100.00	2.60	1250.00	516700.00	.24
11	JHARKHAND	...	59060900.00	.00	...	5397900.00	.00
12	KARNATAKA	27500.00	248606600.00	.01	...	6114900.00	.00
13	KERALA	261164.00	390744200.00	.07	...	1945600.00	.00
14	MADHYA PRADESH	217425.00	479821000.00	.05	66500.00	33185100.00	.20
15	MAHARASHTRA	28987.00	903871400.00	.00	...	31527100.00	.00
16	MANIPUR	635889.00	26642600.00	2.39	...	334100.00	.00
17	MEGHALAYA	11000.00	129972300.00	.01	...	505500.00	.00
18	MIZORAM	89400.00	7285600.00	1.23	4590.00	394600.00	1.16
19	NAGALAND	40101.00	16331000.00	.25	...	11200.00	.00
20	ORISSA	18186.00	163992700.00	.01	12000.00	4030600.00	.30
21	PUNJAB	618368.00	463585300.00	.13	...	2420100.00	.00
22	RAJASTHAN	164759.00	594552200.00	.03	161.00	6224200.00	.00
23	SIKKIM	383193.00	23318000.00	1.64	...	8700.00	.00
24	TAMIL NADU	644283.00	769296700.00	.08	...	7621100.00	.00
25	TRIPURA	249830.00	47485200.00	.53	...	30700.00	.00
26	UTTARANCHAL	470578.00	82852600.00	.57	...	2207300.00	.00
27	UTTAR PRADESH	632624.00	724315100.00	.09	1.00	8505200.00	.00
28	WEST BENGAL	69150.00	834050100.00	.01	500.00	16089700.00	.00
TOTAL (STATES)		7447380.00	7762275500.00	.10	125312.00	174379600.00	.07
29	A. & N. ISLANDS	114700.00	1975300.00	5.81	...	6200.00	.00
30	CHANDIGARH	82300.00	1486000.00	5.54	500.0000
31	DADRA & NAGAR HAVELI	22000.00	347400.00	6.33	...	7500.00	.00
32	DAMAN & DIU	15300.00	296568.00	5.16	...	1432.00	.00
33	DELHI	945800.00	43363700.00	2.18	...	33334700.00	.00
34	LAKSHADWEEP	14500.00	365900.00	3.96	...	14400.00	.00
35	PONDICHERRY	160945.00	3040974.00	5.29	...	55061.00	.00
TOTAL (U.T.s)		1355545.00	50875842.00	2.66	500.00	33419293.00	.00
TOTAL (STATES & U.T.)		8802925.00	7813151342.00	.11	125812.00	207798893.00	.06

..NICNET..

STATEMENT NO (31) : BUDGETED EXPENDITURE ON EDUCATION DEPARTMENTS (CAPITAL ACCOUNT)
FOR 2005-06 (BUDGET ESTIMATE)

(RUPEES IN THOUSANDS)

S.NO.	STATE/ UNION TERRITORY	CAPITAL EXP. ON EDU. OUT- SIDE REVENUE ACCOUNT	TOTAL CAPITAL EXP. OUT-SIDE REVENUE ACCOUNT	%AGE OF COL.(2) TO COL.(3)	LOANS FOR EDUCATION	TOTAL LOANS & ADVANCES	%AGE OF COL.(5) TO COL.(6)
1	2	3	4	5	6	7	
1	ANDHRA PRADESH	205000.00	307568700.00	.07	...	12270100.00	.00
2	ARUNACHAL PRADESH	1132967.00	23088500.00	4.91	...	41800.00	.00
3	ASSAM	16365.00	88665700.00	.02	500.00	1977400.00	.03
4	BIHAR	64859.00	120976600.00	.05	...	9954400.00	.00
5	CHHATTISGARH	747222.00	213463600.00	.35	...	1495600.00	.00
6	GOA	49050.00	27033400.00	.18	10000.00	69000.00	14.49
7	GUJARAT	1777130.00	657610200.00	.27	...	8252000.00	.00
8	HARYANA	38200.00	154136000.00	.02	10.00	1749000.00	.00
9	HIMACHAL PRADESH	197701.00	35225600.00	.56	...	356800.00	.00
10	JAMMU & KASHMIR	1474566.00	47879800.00	3.08	1000.00	460300.00	.22
11	JHARKHAND	348310.00	56290800.00	.62	39354.00	6604100.00	.60
12	KARNATAKA	514694.00	226364600.00	.23	...	2342900.00	.00
13	KERALA	218600.00	359855000.00	.06	...	5838100.00	.00
14	MADHYA PRADESH	435089.00	474090200.00	.09	100622.00	5883900.00	1.71
15	MAHARASHTRA	24535.00	603095600.00	.00	...	13103000.00	.00
16	MANIPUR	148188.00	24983300.00	.59	...	819900.00	.00
17	MEGHALAYA	5000.00	130638200.00	.00	...	510900.00	.00
18	MIZORAM	40510.00	3721400.00	1.09	10.00	386900.00	.00
19	NAGALAND	47500.00	17365200.00	.27	...	8100.00	.00
20	ORISSA	107.00	126473800.00	.00	12000.00	1366400.00	.88
21	PUNJAB	358600.00	457665900.00	.08	...	2307800.00	.00
22	RAJASTHAN	180834.00	560187600.00	.03	202.00	3891200.00	.01
23	SIKKIM	350600.00	19408600.00	1.81	...	2000.00	.00
24	TAMIL NADU	884147.00	562474000.00	.16	...	3745600.00	.00
25	TRIPURA	441268.00	46915700.00	.94	...	41100.00	.00
26	UTTARANCHAL	463687.00	89619700.00	.52	...	1755000.00	.00
27	UTTAR PRADESH	1023546.00	604048700.00	.17	1.00	5927100.00	.00
28	WEST BENGAL	135700.00	789577100.00	.02	500.00	21331600.00	.00
TOTAL (STATES)		11323975.00	6828423500.00	.17	164199.00	112492000.00	.15
29	A. & N. ISLANDS	175600.00	2392200.00	7.34	...	11100.00	.00
30	CHANDIGARH	55700.00	1350400.00	4.12	500.0000
31	DADRA & NAGAR HAVELI	23600.00	4753100.00	.50	...	7800.00	.00
32	DAMAN & DIU	16400.00	388500.00	4.22	...	1600.00	.00
33	DELHI	1187900.00	20142300.00	5.90	...	27921500.00	.00
34	LAKSHADWEEP	14700.00	509000.00	2.89	...	14500.00	.00
35	PONDICHERRY	206784.00	3575209.00	5.78	...	55491.00	.00
TOTAL (U.T.s)		1680684.00	33110709.00	5.08	500.00	28011991.00	.00
TOTAL (STATES & U.T.)		13004659.00	6861534209.00	.19	164699.00	140503991.00	.12

..NICNET..

STATEMENT NO (32) : BUDGET PROVISIONS FOR CENTRE & STATE EDUCATION DEPARTMENTS UNDER REVENUE ACCOUNT,
CAPITAL ACCOUNT OUT-SIDE REVENUE ACCOUNT & LOANS FOR 2005-06 (BUDGET ESTIMATES)

(RUPEES IN THOUSANDS)

S.NO.	STATE/ UNION TERRITORY	REVENUE ACCOUNT			CAPITAL ACCOUNT OUT-SIDE REVENUE ACCOUNT		
		TOTAL BUDGET	EDUCATION DEPARTMENT	%AGE OF COL(3) TO COL(2)	TOTAL BUDGET	EDUCATION DEPARTMENT	%AGE OF COL(6) TO COL(5)
	1	2	3	4	5	6	7
1	ANDHRA PRADESH	373779000.00	50242555.00	13.44	307568700.00	205000.00	.07
2	ARUNACHAL PRADESH	16320300.00	1544557.00	9.46	23088500.00	1132967.00	4.91
3	ASSAM	137538600.00	31074426.00	22.59	88665700.00	16365.00	.02
4	BIHAR	185821400.00	43573043.00	23.45	120976600.00	64859.00	.05
5	CHHATTISGARH	81323100.00	12832948.00	15.78	213463600.00	747222.00	.35
6	GOA	29147400.00	3200958.00	10.98	27033400.00	49050.00	.18
7	GUJARAT	246560700.00	37445290.00	15.19	657610200.00	1777130.00	.27
8	HARYANA	129854400.00	19868578.00	15.30	154136000.00	38200.00	.02
9	HIMACHAL PRADESH	58857200.00	10299683.00	17.50	35225600.00	197701.00	.56
10	JAMMU & KASHMIR	88740900.00	10760980.00	12.13	47879800.00	1474566.00	3.08
11	JHARKHAND	93215300.00	18173478.00	19.50	56290800.00	348310.00	.62
12	KARNATAKA	283640000.00	47406791.00	16.71	226364600.00	514694.00	.23
13	KERALA	206962500.00	37491589.00	18.12	359855000.00	218600.00	.06
14	MADHYA PRADESH	210349500.00	27078946.00	12.87	474090200.00	435089.00	.09
15	MAHARASHTRA	501639500.00	99423152.00	19.82	603095600.00	24535.00	.00
16	MANIPUR	18497400.00	3141025.00	16.98	24983300.00	148188.00	.59
17	MEGHALAYA	18757100.00	2904204.00	15.48	130638200.00	5000.00	.00
18	MIZORAM	13949800.00	2243942.00	16.09	3721400.00	40510.00	1.09
19	NAGALAND	18929300.00	2402696.00	12.69	17365200.00	47500.00	.27
20	ORISSA	137838500.00	21437241.00	15.55	126473800.00	107.00	.00
21	PUNJAB	193565800.00	23198540.00	11.98	457665900.00	358600.00	.08
22	RAJASTHAN	220613100.00	49164544.00	22.29	560187600.00	180834.00	.03
23	SIKKIM	17728000.00	1611261.00	9.09	19408600.00	350600.00	1.81
24	TAMIL NADU	316555200.00	51010535.00	16.11	562474000.00	884147.00	.16
25	TRIPURA	26806600.00	5394701.00	20.12	46915700.00	441268.00	.94
26	UTTARANCHAL	64385300.00	12496555.00	19.41	89619700.00	463687.00	.52
27	UTTAR PRADESH	480710600.00	77395315.00	16.10	604048700.00	1023546.00	.17
28	WEST BENGAL	311375900.00	54795033.00	17.60	789577100.00	135700.00	.02
	TOTAL (STATES)	4483462400.00	757612566.00	16.90	6828423500.00	11323975.00	.17
29	A. & N. ISLANDS	15126100.00	1171300.00	7.74	2392200.00	175600.00	7.34
30	CHANDIGARH	10509200.00	1701800.00	16.19	1350400.00	55700.00	4.12
31	DADRA & NAGAR HAVELI	4760900.00	216300.00	4.54	4753100.00	23600.00	.50
32	DAMAN & DIU	2578900.00	198000.00	7.68	388500.00	16400.00	4.22
33	DELHI	66936300.00	16081935.00	24.03	20142300.00	1187900.00	5.90
34	LAKSHADWEEP	2206000.00	202100.00	9.16	509000.00	14700.00	2.89
35	PONDICHERRY	15739300.00	1752603.00	11.14	3575209.00	206784.00	5.78
	TOTAL (U.T.s)	117856700.00	21324038.00	18.09	33110709.00	1680684.00	5.08
	TOTAL (STATES & U.T.)	4601319100.00	778936604.00	16.93	6861534209.00	13004659.00	.19
	TOTAL CENTRE	4465120000.00	183370300.00	4.11	651160000.00	100.00	.00
	GRAND TOTAL	9066439100.00	962306904.00	10.61	7512694209.00	13004759.00	.17

..NICNET

STATEMENT NO (32) : BUDGET PROVISIONS FOR CENTRE & STATE EDUCATION DEPARTMENTS UNDER REVENUE ACCOUNT,
CAPITAL ACCOUNT OUT-SIDE REVENUE ACCOUNT & LOANS FOR 2005-06 (BUDGET ESTIMATES)

(RUPEES IN THOUSANDS)

S.NO.	STATE/ UNION TERRITORY	LOAN AND ADVANCES			TOTAL REVENUE ACCOUNT, CAPITAL AC count and loans		
		TOTAL BUDGET	EDUCATION DEPARTMENT	%AGE OF COL(9) TO COL(8)	TOTAL BUDGET	EDUCATION DEPARTMENT	%AGE OF COL(12) TO COL(11)
1		8	9	10	11	12	13
1	ANDHRA PRADESH	12270100.0000	693617800.00	50447555.00	7.27
2	ARUNACHAL PRADESH	41800.0000	39450600.00	2677524.00	6.79
3	ASSAM	1977400.00	500.00	.03	228181700.00	31091291.00	13.63
4	BIHAR	9954400.0000	316752400.00	43637902.00	13.78
5	CHHATTISGARH	1495600.0000	296282300.00	13580170.00	4.58
6	GOA	69000.00	10000.00	14.49	56249800.00	3260008.00	5.80
7	GUJARAT	8252000.0000	912422900.00	39222420.00	4.30
8	HARYANA	1749000.00	10.00	.00	285739400.00	19906788.00	6.97
9	HIMACHAL PRADESH	356800.0000	94439600.00	10497384.00	11.12
10	JAMMU & KASHMIR	460300.00	1000.00	.22	137081000.00	12236546.00	8.93
11	JHARKHAND	6604100.00	39354.00	.60	156110200.00	18561142.00	11.89
12	KARNATAKA	2342900.0000	512347500.00	47921485.00	9.35
13	KERALA	5838100.0000	572655600.00	37710189.00	6.59
14	MADHYA PRADESH	5883900.00	100622.00	1.71	690323600.00	27614657.00	4.00
15	MAHARASHTRA	13103000.0000	1117838100.00	99447687.00	8.90
16	MANIPUR	819900.0000	44300600.00	3289213.00	7.42
17	MEGHALAYA	510900.0000	149906200.00	2909204.00	1.94
18	MIZORAM	386900.00	10.00	.00	18058100.00	2284462.00	12.65
19	NAGALAND	8100.0000	36302600.00	2450196.00	6.75
20	ORISSA	1366400.00	12000.00	.88	265678700.00	21449348.00	8.07
21	PUNJAB	2307800.0000	653539500.00	23557140.00	3.60
22	RAJASTHAN	3891200.00	202.00	.01	784691900.00	49345580.00	6.29
23	SIKKIM	2000.0000	37138600.00	1961861.00	5.28
24	TAMIL NADU	3745600.0000	882774800.00	51894682.00	5.88
25	TRIPURA	41100.0000	73763400.00	5835969.00	7.91
26	UTTARANCHAL	1755000.0000	155760000.00	12960242.00	8.32
27	UTTAR PRADESH	5927100.00	1.00	.00	1090686400.00	78418862.00	7.19
28	WEST BENGAL	21331600.00	500.00	.00	1122284600.00	54931233.00	4.89
	TOTAL (STATES)	112492000.00	164199.00	.15	11424377900.00	769100740.00	6.73
29	A. & N. ISLANDS	11100.0000	17529400.00	1346900.00	7.68
30	CHANDIGARH	...	500.00	.00	11859600.00	1758000.00	14.82
31	DADRA & NAGAR HAVELI	7800.0000	9521800.00	239900.00	2.52
32	DAMAN & DIU	1600.0000	2969000.00	214400.00	7.22
33	DELHI	27921500.0000	115000100.00	17269835.00	15.02
34	LAKSHADWEEP	14500.0000	2729500.00	216800.00	7.94
35	PONDICHERRY	55491.0000	19370000.00	1959387.00	10.12
	TOTAL (U.T.s)	28011991.00	500.00	.00	178979400.00	23005222.00	12.85
	TOTAL (STATES & U.T.)	140503991.00	164699.00	.12	11603357300.00	792105962.00	6.83
	TOTAL CENTRE	27160000.0000	5143440000.00	183370400.00	3.57
	GRAND TOTAL	167663991.00	164699.00	.10	16746797300.00	975476362.00	5.82

..NICNET..

STATEMENT NO. (33): PLAN AND NON-PLAN TOTAL BUDGET (CENTRE AND STATE)

(Rupees in Thousands)

STATE/UNION TERRITORY	2003-04 (ACTUAL)			2004-05 (R.E.)			2005-06 (B.E.)		
	PLAN	NON-PLAN	TOTAL	PLAN	NON-PLAN	TOTAL	PLAN	NON-PLAN	TOTAL
ANDHRA PRADESH	68151800	230149500	298301300	88754800	245799900	334554700	99489100	274289900	373779000
ARUNACHAL PRADESH	5507200	8411700	13918900	5618400	9748600	15367000	7013100	9307200	16320300
ASSAM	14292400	70205500	84497900	32463000	123505700	155968700	40158500	97380100	137538600
BIHAR	12923100	133399400	146322500	17886600	153487500	171374100	21687800	164133600	185821400
CHHATTISGARH	15410500	50593700	66004200	21298700	57348800	78647500	22379000	58944100	81323100
GOA	2822900	14813100	17636000	4188700	15953000	20141700	4672200	24475200	29147400
GUJARAT	33092100	186449100	219541200	44191400	196557800	240749200	46342600	200218100	246560700
HARYANA	11243800	89928100	101171900	14511600	101631500	116143100	19476000	110378400	129854400
HIMACHAL PRADESH	8398900	47482000	55880900	8889500	47333200	56222700	10648600	48208600	58857200
JAMMU & KASHMIR	9442900	56515500	65958400	10971900	70907700	81879600	12072000	76668900	88740900
JHARKHAND	24845100	48174500	73019600	32026000	52159700	84185700	31262900	61952400	93215300
KARNATAKA	35527600	177319600	212847200	51684800	196442000	248126800	57854200	225785800	283640000
KERALA	23945400	131011000	154956400	35611700	153144900	188756600	43980000	162982500	206962500
MADHYA PRADESH	28161200	159485900	187647100	37052500	152870400	189922900	42293900	168055600	210349500
MAHARASHTRA	36201500	390599100	426800600	51763800	469065300	520829100	41869300	459770200	501639500
MANIPUR	1926500	12708200	14634700	3274700	13466300	16741000	3933100	14564300	18497400
MEGHALAYA	3097200	10039700	13136900	5109500	11061800	16171300	7203500	11553600	18757100
MIZORAM	3708500	9169300	12877800	4655200	10185500	14840700	4094200	9855600	13949800
NAGALAND	3556700	14573100	18129800	3714400	14512100	18226500	3739600	15189700	18929300
ORISSA	16495900	92116000	108611900	20333200	116612600	136945800	23161300	114677200	137838500
PUNJAB	6146700	150872600	157019300	9353900	172991300	182345200	21148800	172417000	193565800
RAJASTHAN	22311900	166171000	188482900	30682100	170601300	201283400	37903700	182709400	220613100
SIKKIM	2463300	9346000	11809300	2901000	14992800	17893800	3136700	14591300	17728000
TAMIL NADU	44357400	208352000	252709400	40082900	247285100	287368000	45204300	271350900	316555200
TRIPURA	3299000	17318700	20617700	3779400	18255800	22035200	4150400	22656200	26806600
UTTARANCHAL	10771800	32843800	43615600	15603000	44626500	60229500	17250700	47134600	64385300
UTTAR PRADESH	32759800	469451400	502211200	64164700	392057000	456221700	70904400	409806200	480710600
WEST BENGAL	19412500	238162100	257574600	29582500	263652100	293234600	41401700	269974200	311375900
TOTAL (STATES)	500273600	3225661600	3725935200	690149900	3536256200	4226406100	784431600	3699030800	4483462400
A. & N. ISLANDS	1938479	6331318	8269797	2191400	6777100	8968500	2635500	12490600	15126100
CHANDIGARH	812089	7910236	8722325	1157600	8961600	10119200	1129200	9380000	10509200
DADRA & NAGAR HAVELI	258216	3899891	4158107	300300	4278900	4579200	309500	4451400	4760900
DAMAN & DIU	149404	2267427	2416831	236000	2320000	2556000	202900	2376000	2578900
DELHI	13219200	37651600	50870800	16304400	44700000	61004400	17406100	49530200	66936300
LAKSHADWEEP	198764	1781697	1980461	342200	1885600	2227800	308300	1897700	2206000
PONDICHERRY	4265841	8670260	12936101	5220250	10547620	15767870	5570208	10169092	15739300
TOTAL (U.T.s)	20841993	68512429	89354422	25752150	79470820	105222970	27561708	90294992	117856700
TOTAL (STATES & U.T.s)	521115593	3294174029	3815289622	715902050	3615727020	4331629070	811993308	3789325792	4601319100
TOTAL CENTRE	786380000	2835020000	3621400000	896730000	2963960000	3860690000	1159820000	3305300000	4465120000
GRAND TOTAL	1307495593	6129194029	7436689622	1612632050	6579687020	8192319070	1971813308	7094625792	9066439100

..NICNET..