

FOR REFERENCE ONLY



HAND BOOK
of
Educational Statistics
School Education
ANDHRA PRADESH

1982-83

(Provisional)

DIRECTOR OF SCHOOL EDUCATION
GOVERNMENT OF ANDHRA PRADESH

HYDERABAD.

FOR REFERENCE ONLY

HAND BOOK
of
Educational Statistics
School Education
ANDHRA PRADESH

1982-83

(Provisional)

NIEPA DC



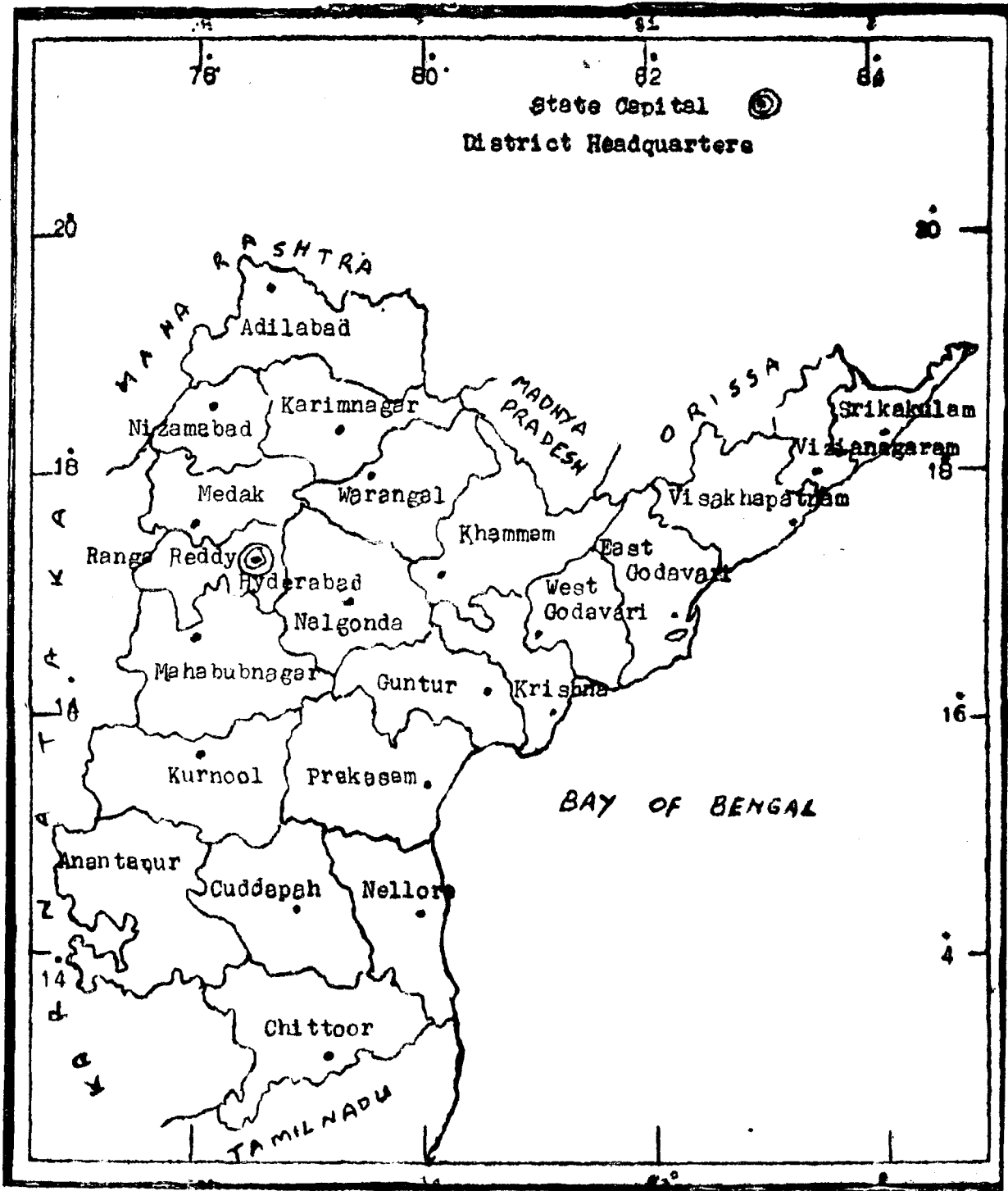
D03821

DIRECTOR OF SCHOOL EDUCATION
GOVERNMENT OF ANDHRA PRADESH
HYDERABAD.

INDEX

| | | | |
|--|---|----|---------|
| 1. | Map of Andhra Pradesh State showing Districts with their Headquarters | .. | 1 |
| 2. | Andhra Pradesh at a Glance | .. | 2 |
| 3. | Educational Statistics (District-wise) 1982-83 (Provisional) | | |
| <i>A. Number of Institutions</i> | | | |
| | (i) Pre-primary Schools | .. | 3 |
| | (ii) Primary Schools | .. | 4 |
| | (iii) Upper Primary Schools | .. | 5 |
| | (iv) High Schools (Independent) | .. | 6 |
| | (v) High Schools attached to Junior Colleges | .. | 7 |
| | (vi) Kendriya Vidyalayas, Public Schools and Other Schools affiliated to C.B.S.E. & I.C.S.E. | .. | 8 |
| <i>B. Enrolment</i> | | | |
| | (i) Pre-primary Schools | .. | 9 |
| | (ii) Primary Schools | .. | 10 |
| | (iii) Upper Primary Schools | .. | 11 |
| | (iv) High Schools | .. | 12 |
| | (v) High Schools attached to Junior Colleges | .. | 13 |
| | (vi) Kendriya Vidyalayas, Public Schools and Other Schools affiliated to CBCE & ICSE. | .. | 14 |
| <i>C. Number of Teachers</i> | | | |
| | (i) Pre-primary Schools | .. | 15 |
| | (ii) Primary Schools | .. | 16 |
| | (iii) Upper Primary Schools | .. | 17 |
| | (iv) High Schools | .. | 18 |
| | (v) High Schools attached to Junior Colleges | .. | 19 |
| | (vi) Kendriya Vidyalayas, Public Schools and Other Schools affiliated to CBSE & ICSE. | .. | 20 |
| <i>D. Class-wise enrolment (Stage-wise)</i> | | | |
| (a) | (i) All Communities (Stage-wise) | .. | 21 |
| | (ii) Scheduled Castes | .. | 22 |
| | (iii) Scheduled Tribes | .. | 22 |
| (b) | Wastage-Drop-outs. | .. | 23 |
| <i>E. Stage-wise and District-wise Enrolment</i> | | | |
| (i) | All Communities | .. | 24 & 25 |
| (ii) | Scheduled Castes | .. | 26 & 27 |
| (iii) | Scheduled Tribes | .. | 28 & 29 |
| <i>F. Other types of Institutions (1980-81)</i> | | | |
| (i) | Teacher Training Institutions (District-wise) | .. | 30 |
| (ii) | Jail Schools (District-wise) | .. | 30 |
| (iii) | Certified Schools (District-wise) | .. | 31 |
| (iv) | Oriental Studies 1980-81 | .. | 31 |
| (v) | Special Schools (District-wise) | .. | 31 |
| <i>G. Budget Allocation (Plan & Non-Plan)</i> | | | |
| <i>Abstract</i> | | | |
| (i) | Total No. of Institutions Management-wise Type-wise 1982-83 | .. | 32 |
| (ii) | Total enrolment Type-wise in A.P. during (Provisional) 1982-83 | .. | 33 |
| (iii) | Total number of Teachers in Andhra Pradesh during 1982-83 | .. | 34 |
| <i>H. Examination results (S.S.C.)</i> | | | |
| <i>I. (a) Literate Population (District-wise) in A.P.</i> | | | |
| <i>(b) Literate Population States & Union Territories of India</i> | | | |
| <i>J. STD/Tel. Nos. of DEO's office in the State</i> | | | |
| <i>K. Educational Zones & Regions of the State</i> | | | |

ANDHRA PRADESH
DISTRICTS
With their Headquarters



2. Andhra Pradesh at a Glance

| | | | |
|---|---------------|--------------|--------------|
| 1. Geographical Location | | | |
| 13° to 20° North | | | |
| 77° to 85° East | | | |
| 2. Area (1981 Census) | (000' Sq. km) | | 276.8 |
| 3. Districts | | | 23 |
| 4. Talukas | | | 316 |
| 5. Panchayath Samithis | | | 330 |
| 6. Population 1981 census | Lakhs | | 535.50 |
| (a) Rural Population | " | | 409.85 |
| (b) Urban Population | " | | 125.65 |
| (c) Scheduled Caste Population | " | | 79.62 |
| (d) Scheduled Tribes Population | " | | 31.76 |
| 7. Literates | | | |
| (a) Male | " | | 105.82 |
| (b) Female | " | | 53.43 |
| (c) Total literate Population | " | | 159.25 |
| 8. Literacy Rate : | | | |
| (a) Male | Percentage | | 39.0 |
| (b) Female | " | | 20.2 |
| (c) Total literate population | " | | 29.72 |
| 9. (a) Members of Parliament (including Rajya Sabha) | | | 60.0 |
| (b) Members of Legislative Assembly (including Nominated) | | | 295 |
| (c) Members of Legislative Council | " | | 90 |
| (d) Teacher M.L.Cs. | " | | 8 |
| 10. Population of age group (in lakhs) | | | |
| | <i>Boys</i> | <i>Girls</i> | <i>Total</i> |
| 6-11 | 32.10 | 30.18 | 62.28 |
| 11-13 | 13.18 | 12.48 | 25.66 |
| 13-16 | 19.50 | 18.69 | 38.19 |
| 11. Enrolment in classes (in lakhs) | | | |
| | <i>Boys</i> | <i>Girls</i> | <i>Total</i> |
| I-V | 33.17 | 23.48 | 56.65 |
| VI-VII | 6.79 | 3.70 | 10.49 |
| VIII-X | 6.85 | 3.30 | 10.15 |
| 12. Percentage of enrolment to the population age groups. | | | |
| | <i>Boys</i> | <i>Girls</i> | <i>Total</i> |
| I-V | 103.4% | 77.8% | 91.0% |
| VI-VII | 51.5% | 29.7% | 40.9% |
| VIII-X | 35.1% | 17.6% | 26.6% |

3. A (i) Number of Institutions-Management-wise-District-wise in Andhra Pradesh during 1982-83 (Provisional) Type: Pre-Primary Schools.

| <i>Sl. No.</i> | <i>District</i> | <i>Central Govt.</i> | <i>State Govt.</i> | <i>P.S.</i> | <i>Mpl. Board</i> | <i>Pvt. Aided</i> | <i>Pvt. un-aided</i> | <i>Total</i> |
|----------------|-----------------|----------------------|--------------------|-------------|-------------------|-------------------|----------------------|--------------|
| 1. | Srikakulam | — | — | — | — | — | — | — |
| 2. | Vijayanagaram | — | — | — | — | — | — | — |
| 3. | Visakhapatnam | — | — | — | — | — | — | — |
| 4. | East Godavari | — | — | 6 | 2 | 1 | 1 | 10 |
| 5. | West Godavari | — | 2 | 7 | — | — | — | 9 |
| 6. | Krishna | — | — | — | — | 2 | — | 2 |
| 7. | Guntur | — | — | 2 | 1 | — | 6 | 9 |
| 8. | Prakasam | — | — | — | — | — | — | — |
| 9. | Nellore | — | — | — | — | 2 | 7 | 9 |
| 10. | Kurnool | — | — | — | — | — | — | — |
| 11. | Anantapur | — | — | — | — | — | — | — |
| 12. | Cuddapah | — | 2 | 8 | — | — | — | 10 |
| 13. | Chittoor | — | — | 2 | — | 1 | — | 3 |
| 14. | Hyderabad | — | — | — | — | — | — | — |
| 15. | Ranga Reddy | — | — | — | — | — | — | — |
| 16. | Medak | — | 1 | 158 | — | — | — | 159 |
| 17. | Nizamabad | — | — | — | — | — | — | — |
| 18. | Mahbubnagar | — | — | — | — | — | — | — |
| 19. | Nalgonda | — | — | — | — | — | — | — |
| 20. | Warangal | — | — | — | — | — | — | — |
| 21. | Khammam | — | — | — | — | — | — | — |
| 22. | Karimnagar | — | — | — | — | — | — | — |
| 23. | Adilabad | — | — | — | — | — | — | — |
| Total : | | — | 5 | 183 | 3 | 6 | 14 | 211 |

3. A(ii) : Number of Institutions-Management-wise-District-wise in Andhra Pradesh during 1982-83 (Provisional) : Type : Primary Schools

| <i>Sl. No.</i> | <i>District</i> | <i>Central Govt.</i> | <i>State Govt.</i> | <i>P.S.</i> | <i>Mpl. Board</i> | <i>Pvt. Aided</i> | <i>Pvt. unaided</i> | <i>Total</i> |
|----------------|-----------------|----------------------|--------------------|--------------|-------------------|-------------------|---------------------|--------------|
| 1. | Srikakulam | — | 23 | 2095 | 22 | 28 | — | 2168 |
| 2. | Vijayanagaram | 1639 | 27 | 1639 | 71 | 91 | — | 1828 |
| 3. | Visakhapatnam | 5 | 165 | 1423 | 76 | 112 | 17 | 1798 |
| 4. | East Godavari | — | 4 | 2164 | 189 | 138 | 13 | 2508 |
| 5. | West Godavari | — | 22 | 1783 | 113 | 280 | 8 | 2206 |
| 6. | Krishna | — | — | 1561 | 79 | 584 | 7 | 2231 |
| 7. | Guntur | — | 29 | 2007 | 200 | 247 | 15 | 2498 |
| 8. | Prakasam | — | 34 | 2119 | 30 | 156 | 9 | 2348 |
| 9. | Nellore | 1 | 3 | 2072 | 65 | 82 | 13 | 2236 |
| 10. | Kurnool | 3 | 63 | 1471 | 98 | 71 | 15 | 1721 |
| 11. | Ananthapur | 5 | 33 | 2195 | 139 | 26 | 2 | 2400 |
| 12. | Cuddapah | 2 | 24 | 2058 | 50 | 64 | 12 | 2216 |
| 13. | Chittoor | 2 | 62 | 2828 | 66 | 35 | 7 | 3000 |
| 14. | Hyderabad | 1 | 281 | — | — | 38 | 88 | 408 |
| 15. | Ranga Reddy | — | 14 | 876 | — | 1 | 27 | 918 |
| 16. | Medak | — | 17 | 1280 | — | — | 6 | 1303 |
| 17. | Nizamabad | — | 44 | 710 | — | 2 | 15 | 771 |
| 18. | Mahbubnagar | 2 | 55 | 1618 | — | 1 | 9 | 1685 |
| 19. | Nalgonda | — | 56 | 1495 | — | 8 | 13 | 1572 |
| 20. | Warangal | — | 91 | 1347 | — | 17 | 23 | 1478 |
| 21. | Khammam | — | 117 | 1105 | — | 80 | 4 | 1306 |
| 22. | Karimnagar | — | 15 | 1304 | — | — | 18 | 1337 |
| 23. | Adilabad | 2 | 98 | 1244 | — | — | 11 | 1355 |
| Total : | | 23 | 1277 | 36394 | 1198 | 2061 | 338 | 41291 |

3. A(iii) : Number of Institutions-Management-wise District-wise in Andhra Pradesh During 1982-83 (Provisional) - Type : Upper Primary Schools

| Sl. No. | District | Central Govt. | State Govt. | P.S. | Mpl. Board | Pvt. Aided | Pvt. unaided | Total |
|---------|---------------|---------------|-------------|------|------------|------------|--------------|-------|
| 1. | Srikakulam | 1 | 2 | 137 | 2 | 4 | — | 146 |
| 2. | Vijayanagaram | — | 1 | 118 | 15 | 4 | — | 138 |
| 3. | Visakhapatnam | — | 23 | 81 | 14 | 12 | 3 | 133 |
| 4. | East Godavari | — | 2 | 212 | 32 | 34 | 2 | 282 |
| 5. | West Godavari | — | 4 | 175 | 28 | 13 | 4 | 224 |
| 6. | Krishna | — | — | 249 | 33 | 71 | 2 | 355 |
| 7. | Guntur | — | 10 | 178 | 25 | 44 | 7 | 264 |
| 8. | Prakasam | — | 6 | 136 | 6 | 28 | 1 | 177 |
| 9. | Nellore | 2 | 2 | 196 | 7 | 8 | 1 | 216 |
| 10. | Kurnool | — | 6 | 103 | 13 | 28 | 5 | 155 |
| 11. | Ananthapur | — | — | 123 | 12 | 3 | — | 138 |
| 12. | Cuddapah | — | 7 | 134 | 5 | 30 | 7 | 183 |
| 13. | Chittoor | — | 12 | 203 | 18 | 10 | 1 | 244 |
| 14. | Hyderabad | — | 92 | — | — | 58 | 90 | 240 |
| 15. | Ranga Reddy | — | 15 | 148 | — | 15 | 23 | 201 |
| 16. | Medak | — | 9 | 180 | — | 2 | 5 | 196 |
| 17. | Nizamabad | 1 | 29 | 155 | — | 11 | 12 | 208 |
| 18. | Mahbubnagar | — | 28 | 260 | — | 7 | 7 | 302 |
| 19. | Nalgonda | — | 36 | 237 | — | 11 | 5 | 289 |
| 20. | Warangal | 3 | 26 | 226 | — | 10 | 15 | 280 |
| 21. | Khammam | — | 37 | 154 | — | 6 | 6 | 203 |
| 22. | Karimnagar | — | 14 | 304 | — | 2 | 16 | 336 |
| 23. | Adilabad | — | 28 | 108 | — | 2 | 8 | 146 |
| Total : | | 7 | 389 | 3817 | 210 | 415 | 220 | 5056 |

3.A (iv) : Number of Institutions-Management-wise—District-wise in Andhra Pradesh during 1982-83 (Provisional) Type : High Schools (Independent)

| <i>Sl. No.</i> | <i>District</i> | <i>Central Govt.</i> | <i>State Govt.</i> | <i>Z.P.</i> | <i>Mpl. Board</i> | <i>Pvt. Aided</i> | <i>Pvt. unaided</i> | <i>Total</i> |
|----------------|-----------------|----------------------|--------------------|-------------|-------------------|-------------------|---------------------|--------------|
| 1. | Srikakulam | — | 5 | 117 | 5 | — | 1 | 128 |
| 2. | Vijayanagaram | — | 5 | 102 | 5 | 12 | 2 | 126 |
| 3. | Visakhapatnam | — | 16 | 87 | 15 | 22 | 3 | 143 |
| 4. | East Godavari | 1 | 5 | 153 | 16 | 41 | 2 | 218 |
| 5. | West Godavari | — | 6 | 167 | 21 | 38 | 1 | 233 |
| 6. | Krishna | 2 | 4 | 157 | 17 | 49 | 7 | 236 |
| 7. | Guntur | — | 5 | 161 | 15 | 69 | 6 | 256 |
| 8. | Prakasam | — | 2 | 134 | 5 | 34 | — | 175 |
| 9. | Nellore | 4 | 5 | 108 | 7 | 16 | 3 | 143 |
| 10. | Kurnool | — | 12 | 131 | 7 | 25 | 1 | 176 |
| 11. | Ananthapur | 1 | 3 | 168 | 14 | 10 | — | 196 |
| 12. | Cuddapah | — | 4 | 124 | 8 | 23 | 6 | 165 |
| 13. | Chittoor | — | 3 | 162 | 9 | 16 | 3 | 193 |
| 14. | Hyderabad | 3 | 96 | — | — | 82 | 46 | 227 |
| 15. | Ranga Reddy | — | 4 | 96 | — | 13 | 15 | 128 |
| 16. | Medak | — | 4 | 136 | — | 2 | 4 | 146 |
| 17. | Nizamabad | — | 7 | 97 | — | 11 | 4 | 119 |
| 18. | Mahbubnagar | — | 18 | 174 | — | 13 | — | 205 |
| 19. | Nalgonda | — | 13 | 177 | — | 13 | 2 | 205 |
| 20. | Warangal | 2 | 23 | 138 | — | 15 | 10 | 188 |
| 21. | Khammam | — | 12 | 126 | — | 13 | 7 | 163 |
| 22. | Karimnagar | — | 10 | 140 | — | 8 | 9 | 167 |
| 23. | Adilabad | — | 8 | 75 | — | 6 | 6 | 95 |
| Total : | | 13 | 270 | 2930 | 144 | 536 | 138 | 4031 |

3.A(v) : Number of Institutions-Management-wise District-wise in Andhra Pradesh during 1982-83 (Provisional) Type : High Schools Attached to Jr. Colleges.

| <i>Sl. No.</i> | <i>District</i> | <i>Central Govt.</i> | <i>State Govt.</i> | <i>Z.P.</i> | <i>Mpl. Board</i> | <i>Pvt. Aided</i> | <i>Pvt. unaided</i> | <i>Total</i> |
|----------------|-----------------|----------------------|--------------------|-------------|-------------------|-------------------|---------------------|--------------|
| 1. | Srikakulam | — | 19 | — | — | — | — | 19 |
| 2. | Vijayanagaram | — | 5 | — | — | — | — | 5 |
| 3. | Visakhapatnam | — | 11 | — | — | — | — | 11 |
| 4. | East Godavari | — | 13 | — | — | 2 | — | 15 |
| 5. | West Godavari | — | 9 | — | — | — | — | 9 |
| 6. | Krishna | — | 7 | — | — | 2 | — | 9 |
| 7. | Guntur | — | 8 | — | — | 6 | — | 14 |
| 8. | Prakasam | — | 20 | — | — | 4 | — | 24 |
| 9. | Nellore | — | 7 | — | — | 2 | — | 9 |
| 10. | Kurnool | — | 11 | — | — | 2 | — | 13 |
| 11. | Ananthapur | — | 15 | — | — | 2 | — | 17 |
| 12. | Cuddapah | — | 7 | — | — | 1 | — | 8 |
| 13. | Chittoor | — | 19 | — | — | — | — | 19 |
| 14. | Hyderabad | — | 10 | — | — | 9 | 5 | 24 |
| 15. | Ranga Reddy | — | 6 | — | — | 1 | — | 7 |
| 16. | Medak | — | 15 | — | — | 1 | — | 16 |
| 17. | Nizamabad | — | 7 | — | — | 1 | — | 8 |
| 18. | Mahbubnagar | — | 12 | — | — | — | — | 12 |
| 19. | Nalgonda | — | 9 | — | — | — | — | 9 |
| 20. | Warangal | — | 11 | — | — | — | 6 | 17 |
| 21. | Khammam | — | 15 | — | — | — | — | 15 |
| 22. | Karimnagar | — | 12 | — | — | — | — | 12 |
| 23. | Adilabad | — | 8 | — | — | — | — | 8 |
| Total : | | — | 256 | — | — | 33 | 11 | 300 |

3.A(vi) : Number of Institutions-Management-wise District-wise in Andhra Pradesh during 1982-83 (Provisional) Type : *K. V. & Public Schools.

| <i>Sl. No.</i> | <i>District</i> | <i>Central Govt.</i> | <i>State Govt.</i> | <i>Z.P.</i> | <i>Mpl. Board</i> | <i>Pvt. Aided</i> | <i>Pvt. unaided</i> | <i>Total</i> |
|----------------|-----------------|----------------------|--------------------|-------------|-------------------|-------------------|---------------------|--------------|
| 1. | Srikakulam | — | — | — | — | — | — | — |
| 2. | Vijayanagaram | — | — | — | — | — | — | — |
| 3. | Visakhapatnam | 3 | — | — | — | — | 7 | 10 |
| 4. | East Godavari | — | — | — | — | — | 1 | 1 |
| 5. | West Godavari | — | — | — | — | — | 1 | 1 |
| 6. | Krishna | — | — | — | — | — | 3 | 3 |
| 7. | Guntur | — | — | — | — | — | 2 | 2 |
| 8. | Prakasam | — | — | — | — | — | — | — |
| 9. | Nellore | 1 | — | — | — | — | — | 1 |
| 10. | Kurnool | — | — | — | — | — | — | — |
| 11. | Ananthapur | — | — | — | — | — | — | — |
| 12. | Cuddapah | — | — | — | — | — | — | — |
| 13. | Chittoor | 1 | — | — | — | — | 2 | 3 |
| 14. | Hyderabad | 4 | — | — | — | — | 13 | 17 |
| 15. | Ranga Reddy | 2 | — | — | — | 1 | 3 | 6 |
| 16. | Medak | — | — | — | — | — | 2 | 2 |
| 17. | Nizamabad | — | — | — | — | — | — | — |
| 18. | Mahbubnagar | — | — | — | — | — | — | — |
| 19. | Nalgonda | — | — | — | — | — | — | — |
| 20. | Warangal | — | — | — | — | — | — | — |
| 21. | Khammam | — | — | — | — | — | 1 | 1 |
| 22. | Karimnagar | — | — | — | — | — | 1 | 1 |
| 23. | Adilabad | — | — | — | — | — | — | — |
| <i>Total :</i> | | 11 | — | — | — | 1 | 36 | 48 |

*KENDRIYA VIDYALAYA

3. B(i) : Enrolment of Pre-Primary Schools in Andhra Pradesh during 1982-83 (Provisional)

| <i>Sl. No.</i> | <i>District</i> | <i>Enrolment</i> | | |
|----------------|-----------------|------------------|--------------|--------------|
| | | <i>Boys</i> | <i>Girls</i> | <i>Total</i> |
| 1. | Srikakulam | — | — | — |
| 2. | Vijayanagaram | — | — | — |
| 3. | Visakhapatnam | — | — | — |
| 4. | East Godavari | 262 | 274 | 536 |
| 5. | West Godavari | 279 | 271 | 550 |
| 6. | Krishna | 125 | 100 | 225 |
| 7. | Guntur | 266 | 160 | 426 |
| 8. | Prakasani | — | — | — |
| 9. | Nellore | 188 | 147 | 335 |
| 10. | Kurnool | — | — | — |
| 11. | Ananthapur | — | — | — |
| 12. | Cuddapah | 255 | 490 | 745 |
| 13. | Chittoor | 63 | 49 | 112 |
| 14. | Hyderabad | — | — | — |
| 15. | Ranga Reddy | — | — | — |
| 16. | Medak | 4256 | 2407 | 6663 |
| 17. | Nizamabad | — | — | — |
| 18. | Mahboobnagar | — | — | — |
| 19. | Nalgonda | — | — | — |
| 20. | Warangal | — | — | — |
| 21. | Khammam | — | — | — |
| 22. | Karimnagar | — | — | — |
| 23. | Adilabad | — | — | — |
| Total : | | 5694 | 3898 | 9592 |

3.B(ii) : Enrolment of Primary Schools in Andhra Pradesh during 1982-83 (Provisional).

| <i>Sl. No.</i> | <i>District</i> | <i>Enrolment</i> | | |
|----------------|-----------------|------------------|------------------|-----------------|
| | | <i>Boys</i> | <i>Girls</i> | <i>Total</i> |
| 1. | Srikakulam | 1,31,603 | 1,00,447 | 2,32,050 |
| 2. | Vijayanagaram | 1,15,468 | 88,776 | 2,04,244 |
| 3. | Visakhapatnam | 1,25,432 | 86,900 | 2,12,332 |
| 4. | East Godavari | 1,68,962 | 1,57,775 | 3,26,737 |
| 5. | West Godavari | 1,59,839 | 1,50,502 | 3,10,341 |
| 6. | Krishna | 1,53,951 | 1,38,750 | 2,92,701 |
| 7. | Guntur | 1,65,765 | 1,30,043 | 2,95,808 |
| 8. | Prakasam | 1,62,479 | 1,19,392 | 2,81,871 |
| 9. | Nellore | 1,19,901 | 93,525 | 2,13,426 |
| 10. | Kurnool | 1,40,650 | 93,128 | 2,33,778 |
| 11. | Ananthapur | 1,51,863 | 93,326 | 2,45,189 |
| 12. | Cuddapah | 1,13,443 | 74,802 | 1,88,245 |
| 13. | Chittoor | 1,53,103 | 1,12,636 | 2,65,739 |
| 14. | Hyderabad | 40,250 | 34,814 | 75,064 |
| 15. | Ranga Reddy | 45,189 | 28,082 | 73,271 |
| 16. | Medak | 66,457 | 30,175 | 96,632 |
| 17. | Nizamabad | 40,764 | 18,312 | 59,076 |
| 18. | Mahbubnagar | 80,974 | 38,109 | 1,19,083 |
| 19. | Nalgonda | 91,694 | 52,456 | 1,44,150 |
| 20. | Warangal | 82,585 | 44,015 | 1,26,600 |
| 21. | Khammam | 64,434 | 40,890 | 1,05,324 |
| 22. | Karimnagar | 68,319 | 34,621 | 1,02,940 |
| 23. | Adilabad | 52,482 | 23,092 | 75,574 |
| Total : | | 24,95,607 | 17,84,568 | 4280,175 |

**3 B(iii) : Enrolment of Upper Primary Schools in Andhra Pradesh
during 1982-83 (Provisional)**

| Sl. No. | District | Enrolment | | |
|------------|---------------|-----------|----------|-----------|
| | | Boys | Girls | Total |
| 1. | Srikakulam | 20,104 | 7,874 | 27,978 |
| 2. | Vijayanagaram | 13,459 | 6,486 | 19,945 |
| 3. | Visakhapatnam | 30,657 | 21,476 | 52,133 |
| 4. | East Godavari | 54,643 | 47,990 | 1,02,633 |
| 5. | West Godavari | 42,482 | 34,743 | 77,225 |
| 6. | Krishna | 59,683 | 50,564 | 1,10,247 |
| 7. | Guntur | 51,818 | 37,257 | 89,075 |
| 8. | Prakasam | 27,099 | 15,346 | 42,445 |
| 9. | Nellore | 31,121 | 24,501 | 55,622 |
| 10. | Kurnool | 32,964 | 18,591 | 51,555 |
| 11. | Ananthapur | 20,084 | 10,955 | 31,039 |
| 12. | Cuddapah | 27,004 | 14,853 | 41,857 |
| 13. | Chittoor | 36,316 | 24,783 | 61,099 |
| 14. | Hyderabad | 59,678 | 46,899 | 1,06,577 |
| 15. | Ranga Reddy | 39,867 | 23,711 | 63,578 |
| 16. | Medak | 35,188 | 13,603 | 48,791 |
| 17. | Nizamabad | 40,927 | 20,307 | 61,234 |
| 18. | Mahbubnagar | 49,403 | 22,947 | 72,350 |
| 19. | Nalgonda | 52,168 | 24,597 | 76,765 |
| 20. | Warangal | 61,111 | 29,250 | 90,361 |
| 21. | Khammam | 31,658 | 19,080 | 50,738 |
| 22. | Karimnagar | 67,665 | 30,124 | 97,789 |
| 23. | Adilabad | 34,930 | 16,462 | 51,392 |
| Total : | | 9,20,029 | 5,62,399 | 14,82,428 |

3 B(iv) : Enrolment of High Schools in Andhra Pradesh during 1982-83 (Provisional)

| Sl. No. | District | Enrolment | | |
|---------|---------------|-----------|----------|-----------|
| | | Boys | Girls | Total |
| 1. | Srikakulam | 23,871 | 9,235 | 33,106 |
| 2. | Vijayanagarām | 31,248 | 21,536 | 52,784 |
| 3. | Visakhapatnam | 43,178 | 21,495 | 64,673 |
| 4. | East Godavari | 61,492 | 41,626 | 1,03,118 |
| 5. | West Godavari | 49,874 | 35,892 | 85,766 |
| 6. | Krishna | 64,248 | 43,342 | 1,07,590 |
| 7. | Guntur | 84,144 | 49,998 | 1,34,142 |
| 8. | Prakasam | 38,569 | 17,370 | 55,939 |
| 9. | Nellore | 41,562 | 27,613 | 69,175 |
| 10. | Kurnool | 43,528 | 19,696 | 63,224 |
| 11. | Ananthapur | 42,726 | 20,168 | 62,894 |
| 12. | Cuddapah | 42,378 | 18,619 | 60,997 |
| 13. | Chittoor | 48,647 | 26,863 | 75,510 |
| 14. | Hyderabad | 1,04,161 | 97,244 | 2,01,405 |
| 15. | Ranga Reddy | 41,131 | 24,389 | 65,520 |
| 16. | Medak | 31,440 | 16,159 | 47,599 |
| 17. | Nizamabad | 39,513 | 18,291 | 57,804 |
| 18. | Mahbubnagar | 36,904 | 17,329 | 54,233 |
| 19. | Nalgonda | 42,192 | 17,275 | 59,467 |
| 20. | Warangal | 56,084 | 26,395 | 82,479 |
| 21. | Khammam | 36,794 | 24,713 | 61,507 |
| 22. | Karimnagar | 48,224 | 19,596 | 67,820 |
| 23. | Adilabad | 32,917 | 14,056 | 46,973 |
| Total : | | 10,84,825 | 6,28,900 | 17,13,725 |

3 B(v) Enrolment of High Schools attached to Junior Colleges in Andhra Pradesh during 1982-83 (Provisional)

| Sl. No. | District | Enrolment | | |
|---------|---------------|-----------|--------|----------|
| | | Boys | Girls | Total |
| 1. | Srikakulam | 10,738 | 1,541 | 12,279 |
| 2. | Vijayanagaram | 1,741 | 1,117 | 2,858 |
| 3. | Visakhapatnam | 8,487 | 1,504 | 9,991 |
| 4. | East Godavari | 10,284 | 3,668 | 13,952 |
| 5. | West Godavari | 4,301 | 898 | 5,199 |
| 6. | Krishna | 3,597 | 2,525 | 6,122 |
| 7. | Guntur | 8,216 | 5,114 | 13,330 |
| 8. | Prakasam | 10,254 | 3,241 | 13,495 |
| 9. | Nellore | 7,264 | 2,976 | 10,240 |
| 10. | Kurnool | 7,649 | 1,262 | 8,911 |
| 11. | Ananthapur | 13,646 | 3,508 | 17,154 |
| 12. | Cuddapah | 7,227 | 1,412 | 8,639 |
| 13. | Chittoor | 15,159 | 3,447 | 18,606 |
| 14. | Hyderabad | 16,320 | 19,582 | 35,902 |
| 15. | Ranga Reddy | 2,214 | 549 | 2,763 |
| 16. | Medak | 7,063 | 2,205 | 9,268 |
| 17. | Nizamabad | 3,518 | 672 | 4,190 |
| 18. | Mahbubnagar | 3,202 | 518 | 3,720 |
| 19. | Nalgonda | 4,103 | 1,156 | 5,259 |
| 20. | Warangal | 5,681 | 2,851 | 8,532 |
| 21. | Khammam | 4,199 | 1,004 | 5,203 |
| 22. | Karimnagar | 6,720 | 1,418 | 8,138 |
| 23. | Adilabad | 2,960 | 296 | 3,256 |
| Total : | | 1,64,543 | 62,464 | 2,27,007 |

3 B(vi) : Enrolment of Kendriya Vidyalayas & Public Schools in Andhra Pradesh during 1982-83 (Provisional)

| <i>Sl. District No.</i> | <i>Enrolment</i> | | |
|-----------------------------|------------------|---------------|---------------|
| | <i>Boys</i> | <i>Girls</i> | <i>Total</i> |
| 1. Srikakulam | — | — | — |
| 2. Vijayanagaram | — | — | — |
| 3. Visakhapatnam | 8,119 | 4,980 | 13,099 |
| 4. East Godavari | 1,141 | 690 | 1,831 |
| 5. West Godavari | 330 | 193 | 523 |
| 6. Krishna | 2,192 | 829 | 3,021 |
| 7. Guntur | 1,137 | 223 | 1,360 |
| 8. Prakasam | — | — | — |
| 9. Nellore | 688 | 474 | 1,162 |
| 10. Kurnool | — | — | — |
| 11. Ananthapur | — | — | — |
| 12. Cuddapah | — | — | — |
| 13. Chittoor | 675 | 355 | 1,030 |
| 14. Hyderabad | 10,155 | 7,096 | 17,251 |
| 15. Ranga Reddy | 3,981 | 2,763 | 6,744 |
| 16. Medak | 2,934 | 1,874 | 4,808 |
| 17. Nizamabad | — | — | — |
| 18. Mahbubnagar | — | — | — |
| 19. Nalgonda | — | — | — |
| 20. Warangal | — | — | — |
| 21. Khammam | 163 | 91 | 254 |
| 22. Karimnagar | 497 | 356 | 853 |
| 23. Adilabad | — | — | — |
| Total : | 32,012 | 19,924 | 51,936 |

3.C. (i) Number of Teachers in Pre-Primary Schools during 1982-83 (Provisional)

| Sl. No. | District | Trained | | | Untrained | | | All | | |
|---------|---------------|---------|-------|-------|-----------|-------|-------|-----|-------|-------|
| | | Men | Women | Total | Men | Women | Total | Men | Women | Total |
| 1. | Srikakulam | — | — | — | — | — | — | — | — | — |
| 2. | Vijayanagaram | — | — | — | — | — | — | — | — | — |
| 3. | Visakhapatnam | — | — | — | — | — | — | — | — | — |
| 4. | East Godavari | 1 | 11 | 12 | — | — | — | 1 | 11 | 12 |
| 5. | West Godavari | 6 | 4 | 10 | — | — | — | 6 | 4 | 10 |
| 6. | Krishna | — | 4 | 4 | — | — | — | — | 4 | 4 |
| 7. | Guntur | 3 | 14 | 17 | — | — | — | 3 | 14 | 17 |
| 8. | Prakasam | — | — | — | — | — | — | — | — | — |
| 9. | Nellore | — | 9 | 9 | — | — | — | — | 9 | 9 |
| 10. | Kurnool | — | — | — | — | — | — | — | — | — |
| 11. | Anantapur | — | — | — | — | — | — | — | — | — |
| 12. | Cuddapah | 1 | 10 | 11 | — | — | — | 1 | 10 | 11 |
| 13. | Chittoor | — | 3 | 3 | — | — | — | — | 3 | 3 |
| 14. | Hyderabad | — | — | — | — | — | — | — | — | — |
| 15. | Ranga Reddy | — | — | — | — | — | — | — | — | — |
| 16. | Medak | 1 | 147 | 148 | — | 11 | 11 | 1 | 158 | 159 |
| 17. | Nizamabad | — | — | — | — | — | — | — | — | — |
| 18. | Mahbubnagar | — | — | — | — | — | — | — | — | — |
| 19. | Nalgonda | — | — | — | — | — | — | — | — | — |
| 20. | Warangal | — | — | — | — | — | — | — | — | — |
| 21. | Khammam | — | — | — | — | — | — | — | — | — |
| 22. | Karimnagar | — | — | — | — | — | — | — | — | — |
| 23. | Adilabad | — | — | — | — | — | — | — | — | — |
| Total : | | 12 | 202 | 214 | — | 11 | 11 | 12 | 213 | 225 |

3.C.(ii) Number of Teachers in Primary Schools during 1982-83 (Provisional)

| <i>Sl.No.</i> | <i>District</i> | <i>Trained</i> | | | <i>Untrained</i> | | | <i>All</i> | | |
|----------------|-----------------|----------------|---------------|---------------|------------------|--------------|--------------|---------------|---------------|---------------|
| | | <i>Men</i> | <i>Women</i> | <i>Total</i> | <i>Men</i> | <i>Women</i> | <i>Total</i> | <i>Men</i> | <i>Women</i> | <i>Total</i> |
| 1. | Srikakulam | 3,497 | 361 | 3,858 | — | — | — | 3,497 | 361 | 3,858 |
| 2. | Vijayanagaram | 2,800 | 307 | 3,107 | — | 1 | 1 | 2,800 | 308 | 3,108 |
| 3. | Visakhapatnam | 2,400 | 1,049 | 3,449 | 9 | — | 9 | 2,409 | 1,049 | 3,458 |
| 4. | East Godavari | 4,103 | 1,736 | 5,839 | — | — | — | 4,103 | 1,736 | 5,839 |
| 5. | West Godavari | 3,724 | 2,224 | 5,948 | — | — | — | 3,724 | 2,224 | 5,948 |
| 6. | Krishna | 2,893 | 2,478 | 5,371 | — | 2 | 2 | 2,893 | 2,480 | 5,373 |
| 7. | Guntur | 4,371 | 2,921 | 7,292 | — | — | — | 4,371 | 2,921 | 7,292 |
| 8. | Prakasam | 3,827 | 1,333 | 5,160 | — | — | — | 3,827 | 1,333 | 5,160 |
| 9. | Nellore | 2,365 | 1,080 | 3,445 | — | — | — | 2,365 | 1,080 | 3,445 |
| 10. | Kurnool | 2,644 | 926 | 3,570 | — | — | — | 2,644 | 926 | 3,570 |
| 11. | Anantapur | 3,461 | 1,015 | 4,476 | — | — | — | 3,461 | 1,015 | 4,476 |
| 12. | Cuddapah | 3,127 | 957 | 4,084 | — | — | — | 3,127 | 957 | 4,084 |
| 13. | Chittoor | 3,553 | 1,164 | 4,717 | — | — | — | 3,553 | 1,164 | 4,717 |
| 14. | Hyderabad | 675 | 1,507 | 2,182 | 31 | 61 | 92 | 706 | 1,568 | 2,274 |
| 15. | Ranga Reddy | 1,148 | 282 | 1,430 | 19 | 40 | 59 | 1,167 | 322 | 1,489 |
| 16. | Medak | 1,924 | 113 | 2,037 | 48 | 17 | 65 | 1,972 | 130 | 2,102 |
| 17. | Nizamabad | 1,026 | 124 | 1,150 | 116 | 56 | 172 | 1,142 | 180 | 1,322 |
| 18. | Mahbubnagar | 2,566 | 305 | 2,871 | 53 | 8 | 61 | 2,619 | 313 | 2,932 |
| 19. | Nalgonda | 2,518 | 254 | 2,772 | 56 | 12 | 68 | 2,574 | 266 | 2,840 |
| 20. | Warangal | 2,214 | 351 | 2,565 | 47 | 39 | 86 | 2,261 | 390 | 2,651 |
| 21. | Khammam | 1,577 | 398 | 1,975 | 61 | 15 | 76 | 1,638 | 413 | 2,051 |
| 22. | Karimnagar | 1,887 | 145 | 2,032 | 24 | 17 | 41 | 1,911 | 162 | 2,073 |
| 23. | Adilabad | 1,453 | 68 | 1,521 | 118 | 21 | 139 | 1,571 | 89 | 1,660 |
| Total : | | 59,753 | 21,098 | 80,851 | 582 | 289 | 871 | 60,335 | 21,387 | 81,722 |

3.C. (iii) Number of Teachers in Upper Primary Schools during 1982-83 (Provisional)

| Sl. No. | District | Trained | | | Untrained | | | All | | |
|---------|---------------|---------|--------|--------|-----------|-------|-------|--------|--------|--------|
| | | Men | Women | Total | Men | Women | Total | Men | Women | Total |
| 1. | Srikakulam | 786 | 126 | 912 | 33 | 2 | 35 | 819 | 128 | 947 |
| 2. | Vijayanagaram | 317 | 42 | 359 | — | — | — | 317 | 42 | 359 |
| 3. | Visakhapatnam | 625 | 509 | 1,134 | 3 | — | 3 | 628 | 509 | 1,137 |
| 4. | East Godavari | 1,556 | 748 | 2,304 | — | — | — | 1,556 | 748 | 2,304 |
| 5. | West Godavari | 1,211 | 547 | 1,758 | — | — | — | 1,211 | 547 | 1,758 |
| 6. | Krishna | 1,639 | 1,417 | 3,056 | — | — | — | 1,639 | 1,417 | 3,056 |
| 7. | Guntur | 1,490 | 819 | 2,309 | 1 | — | 1 | 1,491 | 819 | 2,310 |
| 8. | Prakasam | 868 | 289 | 1,157 | 8 | 2 | 10 | 876 | 291 | 1,167 |
| 9. | Nellore | 970 | 473 | 1,443 | — | — | — | 970 | 473 | 1,443 |
| 10. | Kurnool | 706 | 367 | 1,073 | — | — | — | 706 | 367 | 1,073 |
| 11. | Anantapur | 623 | 193 | 816 | — | — | — | 623 | 193 | 816 |
| 12. | Cuddapah | 947 | 272 | 1,219 | — | — | — | 947 | 272 | 1,219 |
| 13. | Chittoor | 978 | 480 | 1,458 | — | — | — | 978 | 480 | 1,458 |
| 14. | Hyderabad | 742 | 1,970 | 2,712 | 7 | 44 | 51 | 749 | 2,014 | 2,763 |
| 15. | Ranga Reddy | 952 | 654 | 1,606 | 18 | 14 | 32 | 970 | 668 | 1,638 |
| 16. | Medak | 1,174 | 120 | 1,294 | 36 | 8 | 44 | 1,210 | 128 | 1,338 |
| 17. | Nizamabad | 1,113 | 216 | 1,329 | 129 | 96 | 225 | 1,242 | 312 | 1,554 |
| 18. | Mahbubnagar | 1,704 | 273 | 1,977 | 15 | 5 | 20 | 1,719 | 278 | 1,997 |
| 19. | Nalgonda | 1,489 | 263 | 1,752 | 13 | 1 | 14 | 1,502 | 264 | 1,766 |
| 20. | Warangal | 1,647 | 320 | 1,967 | 26 | 36 | 62 | 1,673 | 356 | 2,029 |
| 21. | Khammam | 825 | 281 | 1,106 | 32 | 4 | 36 | 857 | 285 | 1,142 |
| 22. | Karimnagar | 1,986 | 242 | 2,228 | 97 | 52 | 149 | 2,083 | 294 | 2,377 |
| 23. | Adilabad | 750 | 83 | 833 | 126 | 40 | 166 | 876 | 123 | 999 |
| Total : | | 25,098 | 10,704 | 35,802 | 544 | 304 | 848 | 25,642 | 11,008 | 36,650 |

3.C. (iv) Number of Teachers in High Schools during 1982-83 (Provisional)

| Sl. No. | District | Trained | | | Untrained | | | All | | |
|---------|---------------|---------|--------|--------|-----------|-------|-------|--------|--------|--------|
| | | Men | Women | Total | Men | Women | Total | Men | Women | Total |
| 1. | Srikakulam | 1,268 | 139 | 1,407 | 9 | 2 | 11 | 1,277 | 141 | 1,418 |
| 2. | Vijayanagaram | 1,785 | 138 | 1,923 | — | — | — | 1,785 | 138 | 1,923 |
| 3. | Vishakapatnam | 1,101 | 630 | 1,731 | 22 | 9 | 31 | 1,123 | 639 | 1,762 |
| 4. | East Godavari | 2,581 | 831 | 3,412 | — | — | — | 2,581 | 831 | 3,412 |
| 5. | West Godavari | 2,506 | 678 | 3,184 | 4 | 3 | 7 | 2,510 | 681 | 3,191 |
| 6. | Krishna | 2,922 | 1,069 | 3,991 | 2 | — | 2 | 2,924 | 1,069 | 3,993 |
| 7. | Guntur | 2,887 | 821 | 3,708 | 14 | 12 | 26 | 2,901 | 833 | 3,734 |
| 8. | Prakasam | 1,794 | 369 | 2,163 | 4 | 2 | 6 | 1,798 | 371 | 2,169 |
| 9. | Nellore | 1,600 | 519 | 2,119 | — | — | — | 1,600 | 519 | 2,119 |
| 10. | Kurnool | 2,031 | 402 | 2,433 | — | — | — | 2,031 | 402 | 2,433 |
| 11. | Anantapur | 1,815 | 383 | 2,198 | — | — | — | 1,815 | 383 | 2,198 |
| 12. | Cuddapah | 1,688 | 273 | 1,961 | — | — | — | 1,688 | 273 | 1,961 |
| 13. | Chittoor | 1,885 | 555 | 2,440 | — | — | — | 1,885 | 555 | 2,440 |
| 14. | Hyderabad | 2,293 | 4,119 | 6,412 | 23 | 81 | 104 | 2,316 | 4,200 | 6,516 |
| 15. | Ranga Reddy | 1,391 | 864 | 2,255 | 2 | 5 | 7 | 1,393 | 869 | 2,262 |
| 16. | Medak | 1,368 | 293 | 1,661 | 64 | 27 | 91 | 1,432 | 320 | 1,752 |
| 17. | Nizamabad | 1,640 | 344 | 1,984 | 79 | 35 | 114 | 1,719 | 379 | 2,098 |
| 18. | Mahbubnagar | 2,133 | 383 | 2,516 | 30 | 13 | 43 | 2,163 | 396 | 2,559 |
| 19. | Nalgonda | 1,939 | 321 | 2,260 | 30 | — | 30 | 1,969 | 321 | 2,290 |
| 20. | Warangal | 2,373 | 511 | 2,884 | 47 | 62 | 109 | 2,420 | 573 | 2,993 |
| 21. | Khammam | 1,502 | 649 | 2,151 | 52 | 15 | 67 | 1,554 | 664 | 2,218 |
| 22. | Karimnagar | 2,142 | 302 | 2,444 | 40 | 18 | 58 | 2,182 | 320 | 2,502 |
| 23. | Adilabad | 1,172 | 302 | 1,474 | 81 | 18 | 99 | 1,253 | 320 | 1,573 |
| Total | | 43,816 | 14,895 | 58,711 | 503 | 302 | 805 | 44,319 | 15,197 | 59,516 |

3. C. (v) Number of Teachers in High Schools attached to Junior Colleges during 1982-83 (Provisional)

| Sl. No. | District | Trained | | | Untrained | | | All | | |
|---------|---------------|---------|-------|-------|-----------|-------|-------|-------|-------|-------|
| | | Men | Women | Total | Men | Women | Total | Men | Women | Total |
| 1. | Srikakulam | 361 | 7 | 368 | 3 | 1 | 4 | 364 | 8 | 372 |
| 2. | Vijayanagaram | 69 | 11 | 80 | — | — | — | 69 | 11 | 80 |
| 3. | Visakhapatnam | 146 | 32 | 178 | — | — | — | 146 | 32 | 178 |
| 4. | East Godavari | 329 | 57 | 386 | — | — | — | 329 | 57 | 386 |
| 5. | West Godavari | 145 | 29 | 174 | — | — | — | 145 | 29 | 174 |
| 6. | Krishna | 133 | 56 | 189 | — | — | — | 133 | 56 | 189 |
| 7. | Guntur | 213 | 102 | 315 | 2 | 3 | 5 | 215 | 105 | 320 |
| 8. | Prakasam | 400 | 77 | 477 | — | — | — | 400 | 77 | 477 |
| 9. | Nellore | 151 | 35 | 186 | — | — | — | 151 | 35 | 186 |
| 10. | Kurnool | 234 | 48 | 282 | — | — | — | 234 | 48 | 282 |
| 11. | Anantapur | 369 | 92 | 461 | — | — | — | 369 | 92 | 461 |
| 12. | Cuddapah | 167 | 58 | 225 | — | — | — | 167 | 58 | 225 |
| 13. | Chittoor | 385 | 91 | 476 | — | — | — | 385 | 91 | 476 |
| 14. | Hyderabad | 455 | 666 | 1,121 | 4 | — | 4 | 459 | 666 | 1,125 |
| 15. | Ranga Reddy | 97 | 18 | 115 | — | — | — | 97 | 18 | 115 |
| 16. | Medak | 264 | 62 | 326 | 4 | 2 | 6 | 268 | 64 | 332 |
| 17. | Nizamabad | 126 | 15 | 141 | — | — | — | 126 | 15 | 141 |
| 18. | Mahbubnagar | 154 | 13 | 167 | — | — | — | 154 | 13 | 167 |
| 19. | Nalgonda | 138 | 20 | 158 | — | — | — | 138 | 20 | 158 |
| 20. | Warangal | 202 | 75 | 277 | — | — | — | 202 | 75 | 277 |
| 21. | Khammam | 210 | 12 | 222 | — | — | — | 210 | 12 | 222 |
| 22. | Karimnagar | 217 | 23 | 240 | 3 | 1 | 4 | 220 | 24 | 244 |
| 23. | Adilabad | 118 | 3 | 121 | 3 | — | 3 | 121 | 3 | 124 |
| Total : | | 5,083 | 1,602 | 6,685 | 19 | 7 | 26 | 5,102 | 1,609 | 6,711 |

3 C (vi) Number of teachers in Kendriya Vidyalayas and Public Schools for 1982-83 (Provisional)

| Sl. No. | District | Trained | | | Untrained | | | All | | |
|---------|---------------------|------------|--------------|--------------|-----------|------------|------------|------------|--------------|--------------|
| | | Men | Women | Total | Men | Women | Total | Men | Women | Total |
| 1. | Srikakulam | — | — | — | — | — | — | — | — | — |
| 2. | Vijayanagaram | — | — | — | — | — | — | — | — | — |
| 3. | Visakhapatnam | 101 | 251 | 352 | 16 | 79 | 95 | 117 | 330 | 447 |
| 4. | East Godavari | 5 | 38 | 43 | — | 5 | 5 | 5 | 43 | 48 |
| 5. | West Godavari | 6 | 1 | 7 | 10 | 10 | 20 | 16 | 11 | 27 |
| 6. | Krishna | 45 | 60 | 105 | 5 | 6 | 11 | 50 | 66 | 116 |
| 7. | Guntur | 12 | 31 | 43 | 2 | 5 | 7 | 14 | 36 | 50 |
| 8. | Prakasam | — | — | — | — | — | — | — | — | — |
| 9. | Nellore | 21 | 26 | 47 | — | 1 | 1 | 21 | 27 | 48 |
| 10. | Kurnool | — | — | — | — | — | — | — | — | — |
| 11. | Anantapur | — | — | — | — | — | — | — | — | — |
| 12. | Cuddapah | — | — | — | — | — | — | — | — | — |
| 13. | Chittoor | 35 | 21 | 56 | 14 | 10 | 24 | 49 | 31 | 80 |
| 14. | Hyderabad | 165 | 411 | 576 | 35 | 78 | 113 | 200 | 489 | 689 |
| 15. | R.R.Dt. | 90 | 177 | 267 | 9 | 22 | 31 | 99 | 199 | 298 |
| 16. | Medak | 68 | 142 | 210 | — | — | — | 68 | 142 | 210 |
| 17. | Nizamabad | — | — | — | — | — | — | — | — | — |
| 18. | Mohabubnagar | — | — | — | — | — | — | — | — | — |
| 19. | Nalgonda | — | — | — | — | — | — | — | — | — |
| 20. | Warangal | — | — | — | — | — | — | — | — | — |
| 21. | Khammam | 5 | 6 | 11 | — | 6 | 6 | 5 | 12 | 17 |
| 22. | Karimnagar | 14 | 8 | 22 | 2 | 3 | 5 | 16 | 11 | 27 |
| 23. | Adilabad | — | — | — | — | — | — | — | — | — |
| | A. P. Total: | 567 | 1,172 | 1,739 | 93 | 225 | 318 | 660 | 1,397 | 2,057 |

**3 (D) (a) (i) Class-wise Enrolment in A.P. during 1982-83 (All Communities)
(Provisional)**

| <i>Classes</i> | <i>All Children</i> | | |
|----------------|---------------------|--------------|--------------|
| | <i>Boys</i> | <i>Girls</i> | <i>Total</i> |
| Pre-Primary | 20,663 | 13,643 | 34,306 |
| I | 11,19,218 | 8,22,256 | 19,41,474 |
| II | 7,24,093 | 5,26,780 | 12,50,873 |
| III | 5,75,629 | 4,08,598 | 9,84,227 |
| IV | 4,75,296 | 3,21,400 | 7,96,696 |
| V | 4,23,069 | 2,68,901 | 6,91,970 |
| I-V Total | 33,17,305 | 23,47,935 | 56,65,240 |
| VI | 3,55,588 | 1,96,708 | 5,52,296 |
| VII | 3,23,151 | 1,73,763 | 4,96,914 |
| VI-VII Total | 6,78,739 | 3,70,471 | 10,49,210 |
| VIII | 2,65,018 | 1,28,716 | 3,93,734 |
| IX | 2,34,397 | 1,12,919 | 3,47,316 |
| X | 1,85,476 | 87,919 | 2,73,395 |
| VIII-X Total | 6,84,891 | 3,29,554 | 10,14,445 |
| Grand Total | 47,01,598 | 30,61,603 | 77,63,201 |

3 (D)(a) (ii) Class-wise Enrolment of Scheduled Castes in Andhra Pradesh during 1982-83 (Provisional)

| <i>Classes</i> | <i>Scheduled Castes</i> | | |
|----------------|-------------------------|--------------|--------------|
| | <i>Boys</i> | <i>Girls</i> | <i>Total</i> |
| Pre-Primary | 1,779 | 1,299 | 3,078 |
| I | 2,49,129 | 1,84,442 | 4,33,571 |
| II | 1,45,409 | 1,09,163 | 2,54,572 |
| III | 1,14,943 | 79,629 | 1,94,572 |
| IV | 93,722 | 56,577 | 1,50,299 |
| V | 76,067 | 44,429 | 1,20,496 |
| I-V | 6,79,270 | 4,74,240 | 11,53,510 |
| VI | 53,617 | 25,457 | 79,074 |
| VII | 47,248 | 22,634 | 69,882 |
| VI-VII | 1,00,865 | 48,091 | 1,48,956 |
| VIII | 33,061 | 14,966 | 48,027 |
| IX | 26,055 | 12,369 | 38,424 |
| X | 22,645 | 10,209 | 32,854 |
| VIII-X | 81,761 | 37,544 | 1,19,305 |
| Grand Total: | 8,63,675 | 5,61,174 | 14,24,849 |

3 (D) (a) (iii) Class-wise Enrolment of Scheduled Tribes in Andhra Pradesh during 1982-83 (Provisional)

| <i>Classes</i> | <i>Scheduled Tribes</i> | | |
|----------------|-------------------------|--------------|--------------|
| | <i>Boys</i> | <i>Girls</i> | <i>Total</i> |
| Pr-primary | 375 | 292 | 667 |
| I | 78,526 | 45,254 | 1,23,780 |
| II | 43,764 | 24,512 | 68,276 |
| III | 31,704 | 16,789 | 48,493 |
| IV | 24,273 | 11,916 | 36,189 |
| V | 20,309 | 9,489 | 29,798 |
| I-V | 1,98,576 | 1,07,960 | 3,06,536 |
| VI | 16,097 | 5,727 | 21,824 |
| VII | 12,119 | 3,754 | 15,873 |
| VI-VII | 28,216 | 9,481 | 37,697 |
| VIII | 7,382 | 3,260 | 10,642 |
| IX | 6,080 | 2,738 | 8,818 |
| X | 5,232 | 1,919 | 7,151 |
| VIII-X | 18,694 | 7,917 | 26,611 |
| Grand Total: | 2,45,861 | 1,25,650 | 3,71,511 |

3 (D) (b) Wastage - Dropouts

| <i>Sl. No.</i> | <i>Year</i> | <i>I</i> | <i>II</i> | <i>III</i> | <i>IV</i> | <i>V</i> | <i>Dropouts%</i> |
|---------------------------|-------------|------------------|------------------|-----------------|-----------------|-----------------|------------------|
| 1. | 1978-79 | <u>18,74,016</u> | 10,68,044 | 8,22,660 | 6,41,404 | 5,31,094 | — |
| 2. | 1979-80 | 18,73,428 | <u>11,35,836</u> | 8,76,381 | 6,95,344 | 5,74,326 | 39.4 |
| 3. | 1980-81 | 18,73,768 | 12,10,791 | <u>9,42,265</u> | 7,60,601 | 6,29,915 | 17.0 |
| 4. | 1981-82 | 18,77,341 | 12,08,919 | 9,54,580 | <u>7,54,526</u> | 6,45,395 | 19.9 |
| 5. | 1982-83 | 19,41,474 | 12,50,873 | 9,84,227 | 7,96,696 | <u>6,91,970</u> | 8.3 |
| Dropout I - V Stage 63.1% | | | | | | | |

3(E)(i) Stage-wise District-wise enrolment (All Communities) in Andhra Pradesh during 1982-83 (Provisional)

| Sl. No. | District | I-V | | | VI-VII | | |
|---------|---------------|-----------|-----------|-----------|----------|----------|-----------|
| | | Boys | Girls | Total | Boys | Girls | Total |
| 1. | Srikakulam | 1,31,603 | 1,00,447 | 2,32,050 | 28,043 | 10,400 | 38,443 |
| 2. | Vijayanagaram | 1,15,468 | 88,776 | 2,04,244 | 25,829 | 15,677 | 41,506 |
| 3. | Visakhapatnam | 1,47,923 | 99,067 | 2,46,990 | 34,559 | 21,250 | 55,809 |
| 4. | East Godavari | 2,06,867 | 1,95,264 | 4,02,131 | 42,923 | 27,713 | 70,636 |
| 5. | West Godavari | 1,77,703 | 1,69,368 | 3,47,071 | 34,627 | 24,377 | 59,004 |
| 6. | Krishna | 1,94,322 | 1,74,064 | 3,68,386 | 44,498 | 32,769 | 77,267 |
| 7. | Guntur | 2,07,994 | 1,65,720 | 3,73,714 | 45,068 | 29,797 | 74,865 |
| 8. | Prakasam | 1,79,619 | 1,30,158 | 3,09,777 | 30,726 | 14,762 | 45,488 |
| 9. | Nellore | 1,43,942 | 1,12,500 | 2,56,442 | 21,141 | 16,097 | 37,238 |
| 10. | Kurnool | 1,66,485 | 1,09,298 | 2,75,783 | 30,181 | 12,852 | 43,033 |
| 11. | Anantapur | 1,66,830 | 1,03,460 | 2,70,290 | 33,945 | 14,039 | 47,984 |
| 12. | Cuddapah | 1,35,951 | 89,403 | 2,25,354 | 27,893 | 10,267 | 38,160 |
| 13. | Chittoor | 1,80,411 | 1,33,746 | 3,14,157 | 39,369 | 19,245 | 58,614 |
| 14. | Hyderabad | 1,35,779 | 1,27,923 | 2,63,702 | 38,101 | 33,344 | 71,445 |
| 15. | Ranga Reddy | 97,325 | 63,397 | 1,60,722 | 17,187 | 9,076 | 26,263 |
| 16. | Medak | 1,05,543 | 51,675 | 1,57,218 | 19,176 | 7,019 | 26,195 |
| 17. | Nizamabad | 90,571 | 44,609 | 1,35,180 | 17,649 | 7,353 | 25,002 |
| 18. | Mahbubnagar | 1,26,060 | 61,702 | 1,87,762 | 22,776 | 8,862 | 31,638 |
| 19. | Nalgonda | 1,31,954 | 71,692 | 2,03,646 | 30,797 | 14,538 | 45,335 |
| 20. | Warangal | 1,42,801 | 77,070 | 2,19,871 | 30,940 | 13,581 | 44,521 |
| 21. | Khammam | 99,941 | 65,943 | 1,65,884 | 19,297 | 10,833 | 30,130 |
| 22. | Karimnagar | 1,33,557 | 66,868 | 2,00,425 | 30,918 | 11,410 | 42,328 |
| 23. | Adilabad | 98,656 | 45,785 | 1,44,441 | 13,096 | 5,210 | 18,306 |
| Total | | 33,17,305 | 23,47,935 | 56,65,240 | 6,78,739 | 3,70,471 | 10,49,210 |

(Contd.)

| Sl.No. | District | VIII - X | | | Total I - X | | |
|---------|---------------|----------|----------|-----------|-------------|-----------|-----------|
| | | Boys | Girls | Total | Boys | Girls | Total |
| 1. | Srikakulam | 26,670 | 8,250 | 34,920 | 1,86,316 | 1,19,097 | 3,05,413 |
| 2. | Vijayanagaram | 20,619 | 13,462 | 34,081 | 1,61,916 | 1,17,915 | 2,79,831 |
| 3. | Visakhapatnam | 32,542 | 15,515 | 48,057 | 2,15,024 | 1,35,832 | 3,50,856 |
| 4. | East Godavari | 46,404 | 28,570 | 74,974 | 2,96,194 | 2,51,547 | 5,47,741 |
| 5. | West Godavari | 44,455 | 28,446 | 72,901 | 2,56,785 | 2,22,191 | 4,78,976 |
| 6. | Krishna | 44,693 | 29,095 | 73,788 | 2,83,513 | 2,35,928 | 5,19,441 |
| 7. | Guntur | 38,018 | 27,118 | 85,136 | 3,11,080 | 2,22,635 | 5,33,715 |
| 8. | Prakasam | 28,056 | 10,429 | 38,485 | 2,38,401 | 1,55,349 | 3,93,750 |
| 9. | Nellore | 35,444 | 20,486 | 55,930 | 2,00,527 | 1,49,083 | 3,49,610 |
| 10. | Kurnool | 28,125 | 10,527 | 38,652 | 2,24,791 | 1,32,677 | 3,57,468 |
| 11. | Anantapur | 27,544 | 10,458 | 38,002 | 2,28,319 | 1,27,957 | 3,56,276 |
| 12. | Cuddapah | 26,208 | 10,016 | 36,224 | 1,90,052 | 1,09,686 | 2,99,738 |
| 13. | Chittoor | 34,048 | 15,072 | 49,120 | 2,53,828 | 1,68,063 | 4,21,891 |
| 14. | Hyderabad | 43,724 | 35,874 | 79,598 | 2,17,604 | 1,97,141 | 4,14,745 |
| 15. | Ranga Reddy | 17,760 | 6,932 | 24,692 | 1,32,272 | 79,405 | 2,11,677 |
| 16. | Medak | 18,136 | 5,223 | 23,359 | 1,42,855 | 63,917 | 2,06,772 |
| 17. | Nizamabad | 16,502 | 5,620 | 22,122 | 1,24,722 | 57,582 | 1,82,304 |
| 18. | Mahbubnagar | 21,647 | 8,339 | 29,986 | 1,70,483 | 78,903 | 2,49,386 |
| 19. | Nalgonda | 27,406 | 9,254 | 36,660 | 1,90,157 | 95,484 | 2,85,641 |
| 20. | Warangal | 30,413 | 11,132 | 41,545 | 2,04,154 | 1,01,783 | 3,05,937 |
| 21. | Khammam | 18,010 | 9,002 | 27,012 | 1,37,248 | 85,778 | 2,23,026 |
| 22. | Karimnagar | 26,930 | 7,823 | 34,753 | 1,91,405 | 86,101 | 2,77,506 |
| 23. | Adilabad | 11,537 | 2,911 | 14,448 | 1,23,289 | 53,906 | 1,77,195 |
| Total : | | 6,84,891 | 3,29,554 | 10,14,445 | 46,80,935 | 30,47,960 | 77,28,895 |

D (ii) Stage-wise District-wise Enrolment of Scheduled Castes during 1982-83 (Provisional)

| Sl. No. | District | I - V | | | VI - VII | | |
|---------|---------------|----------|----------|-----------|----------|--------|----------|
| | | Boys | Girls | Total | Boys | Girls | Total |
| 1. | Srikakulam | 14,341 | 12,263 | 26,604 | 3,138 | 889 | 4,027 |
| 2. | Vijayanagaram | 38,219 | 27,559 | 65,778 | 3,308 | 1,247 | 4,555 |
| 3. | Visakhapatnam | 18,539 | 15,476 | 34,015 | 3,659 | 1,898 | 5,557 |
| 4. | East Godavari | 41,362 | 37,206 | 78,568 | 8,077 | 5,546 | 13,623 |
| 5. | West Godavari | 41,489 | 37,090 | 78,579 | 7,173 | 5,706 | 12,879 |
| 6. | Krishna | 50,896 | 43,147 | 94,043 | 8,170 | 5,079 | 13,249 |
| 7. | Guntur | 44,536 | 33,816 | 78,352 | 5,695 | 3,249 | 8,944 |
| 8. | Prakasam | 45,309 | 35,258 | 80,567 | 6,260 | 2,696 | 8,956 |
| 9. | Nellore | 37,950 | 33,511 | 71,661 | 3,532 | 2,910 | 6,442 |
| 10. | Kurnool | 35,590 | 22,488 | 58,078 | 5,398 | 1,948 | 7,346 |
| 11. | Anantapur | 24,641 | 14,857 | 39,498 | 4,182 | 1,371 | 5,553 |
| 12. | Cuddapah | 22,205 | 13,481 | 35,686 | 2,617 | 874 | 3,491 |
| 13. | Chittoor | 36,141 | 26,978 | 63,119 | 6,522 | 2,249 | 8,771 |
| 14. | Hyderabad | 18,907 | 15,772 | 34,679 | 4,099 | 3,019 | 7,118 |
| 15. | Ranga Reddy | 20,634 | 11,322 | 31,956 | 3,240 | 1,529 | 4,769 |
| 16. | Medak | 20,783 | 12,495 | 33,278 | 2,510 | 1,027 | 3,537 |
| 17. | Nizamabad | 15,084 | 6,396 | 21,480 | 1,964 | 398 | 2,362 |
| 18. | Mahbubnagar | 22,717 | 10,505 | 33,222 | 2,634 | 593 | 3,227 |
| 19. | Nalgonda | 26,977 | 12,786 | 39,763 | 3,947 | 1,019 | 4,966 |
| 20. | Warangal | 30,657 | 16,898 | 47,555 | 4,517 | 1,482 | 5,999 |
| 21. | Khammam | 23,253 | 13,691 | 36,944 | 3,200 | 1,604 | 4,804 |
| 22. | Karimnagar | 30,031 | 13,746 | 43,777 | 4,685 | 1,101 | 5,786 |
| 23. | Adilabad | 19,009 | 7,499 | 26,508 | 2,338 | 657 | 2,995 |
| Total : | | 6,79,270 | 4,74,240 | 11,53,510 | 1,00,865 | 48,091 | 1,48,956 |

(Contd.)

| Sl.No. | District | VIII - X | | | I - X | | |
|---------|---------------|----------|--------|----------|----------|----------|-----------|
| | | Boys | Girls | Total | Boys | Girls | Total |
| 1. | Srikakulam | 1,867 | 870 | 2,737 | 19,346 | 14,022 | 33,365 |
| 2. | Vijayanagaram | 1,989 | 906 | 2,895 | 43,516 | 29,712 | 73,228 |
| 3. | Visakhapatnam | 2,911 | 1,557 | 4,468 | 25,109 | 18,931 | 44,040 |
| 4. | East Godavari | 9,239 | 5,554 | 14,793 | 58,678 | 48,306 | 1,06,984 |
| 5. | West Godavari | 6,182 | 3,868 | 10,050 | 54,844 | 46,664 | 1,01,508 |
| 6. | Krishna | 6,990 | 4,063 | 11,053 | 66,056 | 52,289 | 1,18,345 |
| 7. | Guntur | 5,886 | 3,061 | 8,947 | 56,117 | 40,126 | 96,243 |
| 8. | Prakasam | 4,517 | 1,553 | 6,070 | 56,086 | 39,507 | 95,593 |
| 9. | Nellore | 3,946 | 2,995 | 6,941 | 45,428 | 39,416 | 84,344 |
| 10. | Kurnool | 4,129 | 1,629 | 5,758 | 45,117 | 26,065 | 71,182 |
| 11. | Anantapur | 2,151 | 680 | 2,831 | 30,974 | 16,908 | 47,882 |
| 12. | Cuddapah | 2,100 | 1,088 | 3,188 | 26,922 | 15,443 | 42,365 |
| 13. | Chittoor | 4,064 | 1,227 | 5,291 | 46,727 | 30,454 | 77,181 |
| 14. | Hyderabad | 3,688 | 2,651 | 6,339 | 26,694 | 21,442 | 48,136 |
| 15. | Ranga Reddy | 2,737 | 1,055 | 3,792 | 26,611 | 13,906 | 40,517 |
| 16. | Medak | 1,917 | 246 | 2,163 | 25,210 | 13,768 | 38,978 |
| 17. | Nizamabad | 1,446 | 268 | 1,714 | 18,494 | 7,062 | 25,556 |
| 18. | Mahbubnagar | 2,126 | 399 | 2,525 | 27,477 | 11,497 | 38,974 |
| 19. | Nalgonda | 3,219 | 808 | 4,027 | 34,143 | 14,613 | 48,756 |
| 20. | Warangal | 3,919 | 1,081 | 5,000 | 39,093 | 19,461 | 58,554 |
| 21. | Khammam | 2,315 | 978 | 3,293 | 28,768 | 16,273 | 45,041 |
| 22. | Karimnagar | 3,075 | 839 | 3,914 | 37,791 | 15,686 | 53,477 |
| 23. | Adilabad | 1,348 | 168 | 1,516 | 22,695 | 8,324 | 31,019 |
| Total : | | 81,761 | 37,544 | 1,19,305 | 8,61,896 | 5,59,875 | 14,21,771 |

**E (iii) Stage-wise District-wise - Enrolment of Scheduled Tribes
during 1982-83 (Provisional)**

| <i>Sl.No.</i> | <i>District</i> | I - V | | | VI - VII | | |
|----------------|-----------------|-----------------|-----------------|-----------------|---------------|--------------|---------------|
| | | <i>Boys</i> | <i>Girls</i> | <i>Total</i> | <i>Boys</i> | <i>Girls</i> | <i>Total</i> |
| 1. | Srikakulam | 6,962 | 4,981 | 11,943 | 2,891 | 558 | 3,449 |
| 2. | Vijayanagaram | 14,065 | 10,253 | 24,318 | 964 | 385 | 1,349 |
| 3. | Visakhapatnam | 15,810 | 7,630 | 23,440 | 3,188 | 561 | 3,749 |
| 4. | East Godavari | 9,488 | 7,465 | 16,953 | 1,051 | 538 | 1,589 |
| 5. | West Godavari | 5,295 | 4,927 | 10,222 | 556 | 476 | 1,032 |
| 6. | Krishna | 6,084 | 4,045 | 10,129 | 845 | 405 | 1,250 |
| 7. | Guntur | 12,025 | 8,349 | 20,374 | 1,903 | 1,094 | 2,997 |
| 8. | Prakasam | 7,969 | 5,976 | 13,945 | 1,233 | 459 | 1,692 |
| 9. | Nellore | 12,496 | 8,729 | 21,225 | 3,092 | 2,304 | 5,396 |
| 10. | Kurnool | 4,820 | 2,951 | 7,771 | 712 | 146 | 858 |
| 11. | Anantapur | 5,617 | 3,171 | 8,788 | 1,551 | 417 | 1,968 |
| 12. | Cuddapah | 2,950 | 1,446 | 4,396 | 668 | 233 | 901 |
| 13. | Chittoor | 5,401 | 3,429 | 8,830 | 688 | 228 | 916 |
| 14. | Hyderabad | 1,929 | 1,546 | 3,475 | 437 | 235 | 672 |
| 15. | Ranga Reddy | 2,692 | 1,033 | 3,725 | 236 | 65 | 301 |
| 16. | Medak | 4,091 | 1,165 | 5,256 | 430 | 22 | 452 |
| 17. | Nizamabad | 4,849 | 1,370 | 6,219 | 196 | 29 | 525 |
| 18. | Mahbubnagar | 8,479 | 2,162 | 10,641 | 744 | 55 | 799 |
| 19. | Nalgonda | 11,990 | 3,699 | 15,689 | 1,549 | 210 | 1,759 |
| 20. | Warangal | 13,749 | 5,785 | 19,534 | 1,579 | 304 | 1,883 |
| 21. | Khammam | 24,322 | 11,150 | 35,472 | 1,875 | 434 | 2,309 |
| 22. | Karimnagar | 3,287 | 1,113 | 4,400 | 310 | 34 | 344 |
| 23. | Adilabad | 14,206 | 5,585 | 19,791 | 1,218 | 289 | 1,507 |
| Total : | | 1,98,576 | 1,07,960 | 3,06,536 | 28,216 | 9,481 | 37,697 |

(Contd)

| Sl.No. | District | VIII - X | | | I - X | | |
|---------|---------------|----------|-------|--------|----------|----------|----------|
| | | Boys | Girls | Total | Boys | Girls | Total |
| 1. | Srikakulam | 654 | 280 | 934 | 10,507 | 5,819 | 16,326 |
| 2. | Vijayanagaram | 438 | 221 | 659 | 15,467 | 10,859 | 26,326 |
| 3. | Visakhapatnam | 1,396 | 464 | 1,860 | 20,394 | 8,655 | 29,049 |
| 4. | East Godavari | 1,127 | 602 | 1,729 | 11,666 | 8,605 | 20,271 |
| 5. | West Godavari | 353 | 202 | 555 | 6,204 | 5,605 | 11,809 |
| 6. | Krishna | 419 | 194 | 613 | 7,348 | 4,644 | 11,992 |
| 7. | Guntur | 1,945 | 1,759 | 3,704 | 15,873 | 11,202 | 27,075 |
| 8. | Prakasam | 655 | 186 | 841 | 9,857 | 6,621 | 16,478 |
| 9. | Nellore | 3,766 | 2,426 | 6,192 | 19,354 | 13,459 | 32,813 |
| 10. | Kurnool | 461 | 85 | 546 | 5,993 | 3,182 | 9,175 |
| 11. | Anantapur | 801 | 199 | 1,000 | 7,969 | 3,787 | 11,756 |
| 12. | Cuddapah | 464 | 202 | 666 | 4,082 | 1,881 | 5,963 |
| 13. | Chittoor | 406 | 105 | 511 | 6,495 | 3,762 | 10,257 |
| 14. | Hyderabad | 580 | 246 | 826 | 2,946 | 2,027 | 4,973 |
| 15. | Ranga Reddy | 184 | 24 | 208 | 3,112 | 1,122 | 4,234 |
| 16. | Medak | 325 | 8 | 333 | 4,846 | 1,195 | 6,041 |
| 17. | Nizamabad | 362 | 19 | 381 | 5,707 | 1,418 | 7,125 |
| 18. | Mahbubnagar | 463 | 32 | 495 | 9,686 | 2,249 | 11,935 |
| 19. | Nalgonda | 813 | 176 | 989 | 14,352 | 4,085 | 18,437 |
| 20. | Warangal | 1,211 | 159 | 1,370 | 16,539 | 6,248 | 22,787 |
| 21. | Khammam | 1,040 | 240 | 1,280 | 27,237 | 11,824 | 39,061 |
| 22. | Karimnagar | 225 | 26 | 251 | 3,822 | 1,173 | 4,988 |
| 23. | Adilabad | 606 | 62 | 668 | 16,030 | 5,936 | 21,966 |
| Total : | | 18,694 | 7,917 | 26,611 | 2,45,486 | 1,25,358 | 3,70,844 |

3(F) Other Types of Institutions (1980-81)

(i) Teacher Training Institutions—District - wise in Andhra Pradesh during 1980-81

| Sl.No. | District | No. of Institutions | Enrolment | | | Enrolment Teachers | | |
|---------|---------------|---------------------|-----------|-------|-------|--------------------|-------|-----|
| | | | Men | Women | All | Men | Women | All |
| 1. | Srikakulam | 1 | 108 | 70 | 178 | 9 | — | 9 |
| 2. | Visakhapatnam | 1 | 135 | 85 | 220 | 6 | 1 | 7 |
| 3. | West Godavari | 1 | 133 | 98 | 231 | 7 | 1 | 8 |
| 4. | Cuddapah | 1 | 110 | 112 | 222 | 7 | 1 | 8 |
| 5. | Chittoor | 1 | 163 | 87 | 250 | 8 | — | 8 |
| 6. | Ranga Reddy | 1 | 168 | 126 | 294 | 10 | 2 | 12 |
| 7. | Medak | 1 | 102 | 46 | 148 | 7 | — | 7 |
| 8. | Mahabubnagar | 1 | 75 | 73 | 148 | 8 | — | 8 |
| 9. | Nalgonda | 1 | 149 | 56 | 205 | 5 | — | 5 |
| 10. | Warangal | 1 | 202 | 102 | 304 | 11 | 1 | 12 |
| 11. | Khammam | 1 | 163 | 84 | 247 | 10 | 1 | 11 |
| 12. | Adilabad | 1 | 171 | 49 | 220 | 7 | — | 7 |
| Total : | | 12 | 1,679 | 988 | 2,667 | 95 | 7 | 102 |

(ii) Jail Schools District-wise in Andhra Pradesh during 1980-81

| Sl. No. | District | No. of Institutions | Enrolment | | | Teachers | | |
|---------|---------------|---------------------|-----------|-------|-------|----------|-------|-----|
| | | | Boys | Girls | Total | Men | Women | All |
| 1. | Visakhapatnam | 2 | 101 | — | 101 | 6 | — | 6 |
| 2. | East Godavari | 2 | 173 | 17 | 190 | 2 | 1 | 3 |
| 3. | Anantapur | 1 | 51 | — | 51 | 1 | — | 1 |
| 4. | Hyderabad | 1 | 462 | — | 462 | 3 | — | 3 |
| 5. | Nizamabad | 1 | — | — | — | — | — | — |
| 6. | Warangal | 1 | 76 | — | 76 | 1 | — | 1 |
| Total : | | 8 | 863 | 17 | 880 | 13 | 1 | 14 |

(Note :—School at Nizamabad is not functioning.)

(iii) Certified Schools - District-wise in Andhra Pradesh during 1980-81

| Sl. No. | District | No. of Institutions | Enrolment | | | Teachers | | |
|---------|---------------|---------------------|-----------|-------|-------|----------|-------|-------|
| | | | Boys | Girls | Total | Men | Women | Total |
| 1. | West Godavari | 1 | 429 | — | 429 | 6 | — | 6 |
| 2. | Hyderabad | 3 | 376 | 40 | 416 | 9 | 2 | 11 |
| Total : | | 4 | 805 | 40 | 845 | 15 | 2 | 17 |

(iv) Oriental Studies 1980-81

| Sl. No. | Type of Institutions | No. | Enrolment | | | Teachers | | |
|---------|----------------------|-----|-----------|-------|-------|----------|-------|-------|
| | | | Boys | Girls | Total | Men | Women | Total |
| 1. | Sanskrit pathshalas | 5 | 266 | 274 | 540 | 29 | 2 | 31 |
| 2. | Arabic Schools | 1 | 58 | 116 | 174 | 4 | 1 | 5 |
| 3. | Hindi Vidyalaya's | 9 | 858 | 907 | 1,765 | 11 | 21 | 32 |
| Total : | | 15 | 1,182 | 1,297 | 2,479 | 44 | 24 | 68 |

(v) Special Schools - District-wise during 1980-81 in Andhra Pradesh

| Sl. No. | Type/District | No. of Institutions | Enrolment | | | Teachers | | |
|---------------|---|---------------------|-----------|-------|-------|----------|-------|-------|
| | | | Boys | Girls | Total | Men | Women | Total |
| 1. | Schools for Deaf & Dumb Children | | | | | | | |
| (i) | Hyderabad | 1 | 288 | 99 | 387 | 21 | 10 | 31 |
| (ii) | East Godavari | 1 | 121 | 23 | 144 | 9 | 6 | 15 |
| (iii) | Chittoor | 1 | 65 | 40 | 105 | 11 | 5 | 16 |
| (iv) | Cuddapah | 1 | 21 | 16 | 37 | 1 | 1 | 2 |
| Total : | | 4 | 495 | 178 | 673 | 42 | 22 | 64 |
| 2. | Spl. Schools for Deaf | | | | | | | |
| (i) | Warangal | 1 | 51 | 30 | 81 | 2 | 7 | 9 |
| 3. | School for orthopaedically Handicapped children | | | | | | | |
| (i) | West Godavari | 1 | 41 | 19 | 60 | 1 | 1 | 2 |
| 4. | Schools for Blind Children | | | | | | | |
| (i) | East Godavari | 1 | 18 | 13 | 31 | 1 | 1 | 2 |
| (ii) | West Godavari | 1 | 94 | 43 | 137 | 2 | 2 | 4 |
| (iii) | Krishna | 1 | 23 | 19 | 42 | 1 | 4 | 5 |
| (iv) | Guntur | 2 | 62 | 26 | 88 | 8 | 7 | 15 |
| (v) | Nellore | 1 | 18 | 7 | 25 | 1 | 3 | 4 |
| (vi) | Cuddapah | 1 | 66 | 10 | 76 | 16 | 2 | 18 |
| (vii) | Hyderabad District | 2 | 145 | 50 | 195 | 20 | 16 | 36 |
| Total : | | 9 | 426 | 168 | 594 | 49 | 35 | 84 |
| Grand Total : | | 15 | 1,013 | 395 | 1,408 | 94 | 65 | 159 |

3 (G) BUDGET ALLOCATION*Rs. in Lakhs*

| Sl. No. | Sector | Plan | | | Non-Plan | | |
|---------|-------------------|----------------|--------------------------|---------------------------|----------------|--------------------------|---------------------------|
| | | Actual 1982-83 | Budget Estimates 1983-84 | Revised Estimates 1983-84 | Actual 1982-83 | Budget Estimates 1983-84 | Revised Estimates 1983-84 |
| 1. | Primary | 3,024.21 | 7,588.54 | 6,915.95 | 13,129.00 | 13,582.45 | 14,329.77 |
| 2. | Secondary | 240.37 | 718.22 | 573.28 | 9,260.37 | 9,748.50 | 10,790.43 |
| 3. | Special Education | 156.64 | 419.55 | 306.47 | 118.99 | 135.07 | 157.08 |

ABSTRACT - I**Total number of Institutions Management-wise - Type-wise 1982-83**

| Sl. No. | Types of Schools | Central Govt. | State Govt. | Z.P. P.S. | Mpl. Board | Pvt. Aided | Pvt. Un-Aided | Total |
|---------|----------------------------------|---------------|-------------|-----------|------------|------------|---------------|--------|
| 1. | Primary Schools | 23 | 1,277 | 36,394 | 1,198 | 2,061 | 338 | 41,291 |
| 2. | Upper Primary Schools | 7 | 389 | 3,817 | 210 | 413 | 220 | 5,056 |
| 3. | High Schools (Independent) | 13 | 270 | 2,930 | 144 | 586 | 138 | 4,081 |
| 4. | H.S. attached to Junior Colleges | — | 255 | — | — | 33 | 12 | 300 |
| | Total : | 43 | 2,191 | 43,141 | 1,552 | 3,043 | 708 | 50,678 |
| 5. | Pre-Primary Schools | — | 5 | 183 | 3 | 6 | 14 | 211 |
| | Grand Total : | 43 | 2,196 | 43,324 | 1,555 | 3,049 | 722 | 50,889 |

ABSTRACT - II

Total Enrolment Type-wise in Andhra Pradesh during 1982-83 (Provisional)

| Sl.No. | Type of Schools | Enrolment | | Total |
|--------|---|-----------|-----------|-----------|
| | | Boys | Girls | |
| 1. | Primary Schools | 24,95,607 | 17,84,568 | 42,80,175 |
| 2. | Upper Primary Schools | 9,20,029 | 5,62,399 | 14,82,428 |
| 3. | High Schools (Independent) | 10,84,825 | 6,28,900 | 17,13,725 |
| 4. | High Schools (attached to Junior Colleges) | 1,64,543 | 62,464 | 2,27,007 |
| | Total : | 46,65,004 | 30,38,331 | 77,03,335 |
| 5. | Pre-Primary Schools | 5,694 | 3,898 | 9,592 |
| | Grand Total : | 46,70,698 | 30,42,229 | 77,12,927 |

ABSTRACT - III

Total Number of Teachers Type-wise in Andhra Pradesh during 1982-83

| Sl. No. | Type of Schools | Trained | | | Untrained | | | All | | |
|---------------|---|----------|--------|----------|-----------|-------|-------|----------|--------|----------|
| | | Men | Women | Total | Men | Women | Total | Men | Women | Total |
| 1. | Primary | 59,753 | 21,098 | 80,851 | 582 | 289 | 871 | 60,335 | 21,387 | 81,722 |
| 2. | Upper Primary | 25,098 | 10,704 | 35,802 | 544 | 304 | 848 | 25,642 | 11,008 | 36,650 |
| 3. | High Schools (Independent) | 43,816 | 14,895 | 58,711 | 503 | 302 | 805 | 44,319 | 15,197 | 59,516 |
| 4. | High Schools (attached to Jr. Colleges) | 5,083 | 1,602 | 6,685 | 19 | 7 | 26 | 5,102 | 1,609 | 6,711 |
| Total : | | 1,33,750 | 48,299 | 1,82,049 | 1,648 | 902 | 2,550 | 1,35,398 | 49,201 | 184,599 |
| 5. | Pre-Primary Schools | 12 | 202 | 214 | — | 11 | 11 | 12 | 213 | 225 |
| Grand Total : | | 1,33,762 | 48,501 | 1,82,263 | 1,648 | 913 | 2,561 | 1,35,410 | 49,414 | 1,84,824 |

(H) S.S.C Examination Results

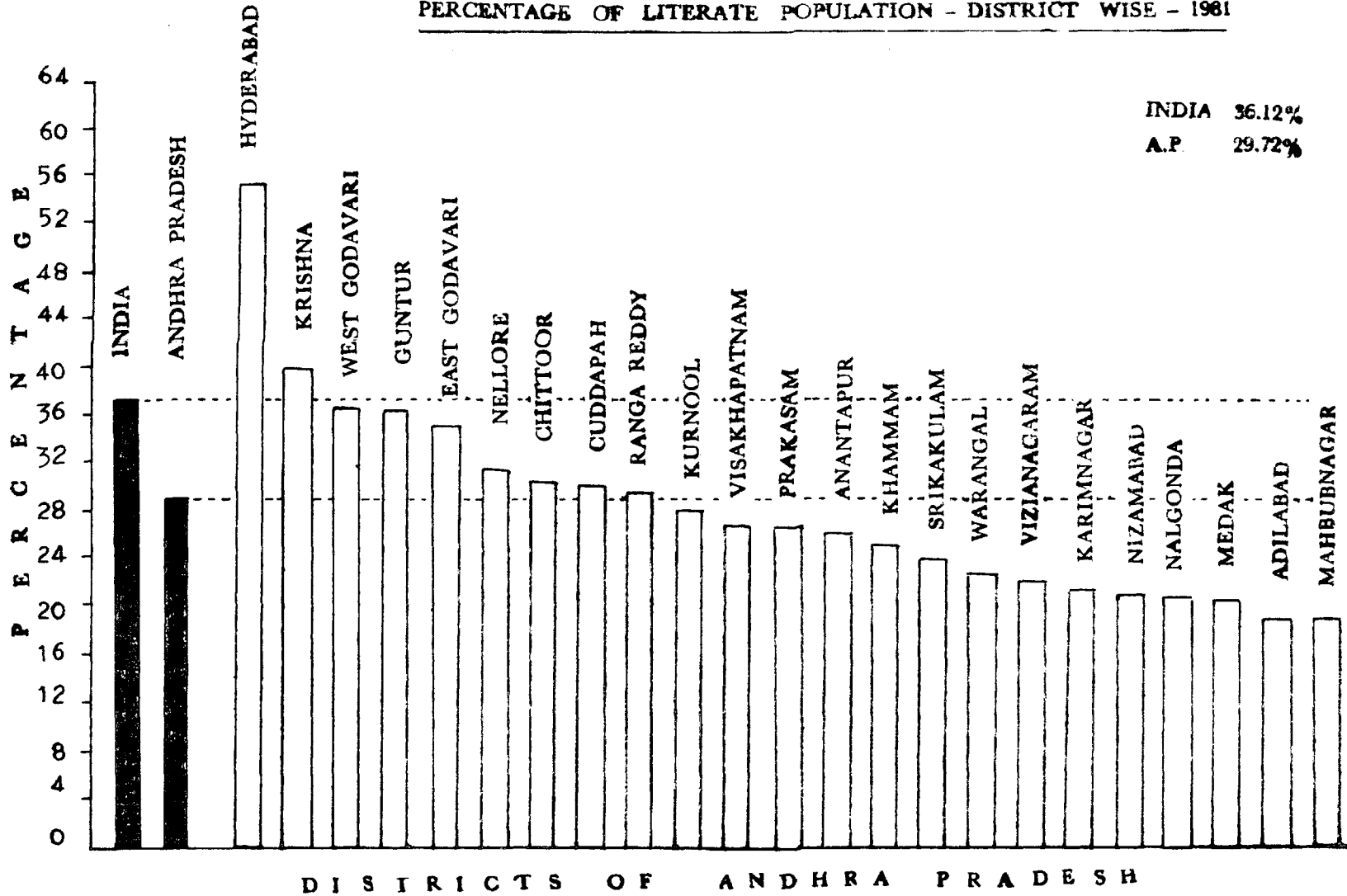
| Sl. No. | Month & Year | No. Appeared | | | No. Passed | | | % of Passes | | |
|---------|--------------|--------------|----------|----------|------------|--------|----------|-------------|-------|-------|
| | | Boys | Girls | Total | Boys | Girls | Total | Boys | Girls | Total |
| 1. | March 1981 | 2,48,747 | 91,183 | 3,39,930 | 1,35,972 | 50,990 | 1,86,962 | 54.7 | 55.9 | 55% |
| 2. | October 1981 | 83,892 | 24,584 | 1,08,476 | 17,257 | 6,043 | 23,300 | 20.6 | 24.6 | 21.5% |
| 3. | March 1982 | 2,74,134 | 1,04,747 | 3,78,881 | 1,48,154 | 58,957 | 2,07,111 | 54. | 56.3 | 54.7% |
| 4. | October 1982 | 1,02,986 | 30,421 | 1,33,407 | 17,230 | 5,076 | 22,306 | 16.7 | 16.7 | 16.7% |
| 5. | March 1983 | — | — | 3,97,928 | — | — | 1,50,828 | — | — | 37.9% |
| 6. | October 1983 | — | — | 1,78,087 | — | — | 33,389 | — | — | 18.7% |

H. B. F. No. 10

(I)(a) Literate Population District-wise in Andhra Pradesh 1981 - (Provisional)

| <i>S.No.</i> | <i>District</i> | <i>Total No. of literates</i> | <i>% of literate to total population</i> |
|--------------|-----------------------------|-------------------------------|--|
| 1. | Srikakulam | 4,68,864 | 24.64 |
| 2. | Vizianagaram | 4,18,619 | 23.13 |
| 3. | Visakhapatnam | 6,99,069 | 27.72 |
| 4. | East Godavari | 12,99,394 | 35.12 |
| 5. | West Godavari | 10,75,576 | 37.85 |
| 6. | Krishna | 12,60,286 | 41.43 |
| 7. | Guntur | 12,42,213 | 36.25 |
| 8. | Prakasham | 6,72,960 | 27.39 |
| 9. | Nellore | 6,39,844 | 31.89 |
| | Coastal Andhra Total | 77,77,365 | 32.78 |
| 10. | Kurnool | 6,83,405 | 28.42 |
| 11. | Ananthapur | 7,09,032 | 27.08 |
| 12. | Cuddapah | 5,97,335 | 30.99 |
| 13. | Chittoor | 8,68,067 | 31.60 |
| | Rayalaseema | 28,57,839 | 29.47 |
| 14. | Rangareddy | 4,73,345 | 29.96 |
| 15. | Hyderabad | 12,53,573 | 55.95 |
| 16. | Nizamabad | 3,67,904 | 21.91 |
| 17. | Medak | 3,90,373 | 21.36 |
| 18. | Mahbubnagar | 4,63,657 | 11.95 |
| 19. | Nalgonda | 4,96,387 | 21.81 |
| 20. | Warangal | 5,48,744 | 23.84 |
| 21. | Khammam | 4,49,972 | 25.79 |
| 22. | Karimnagar | 5,35,798 | 21.99 |
| 23. | Adilabad | 3,10,704 | 18.97 |
| | Telangana Total | 52,90,457 | 26.22 |
| | ANDHRA PRADESH | 1,59,25,661 | 29.72 |

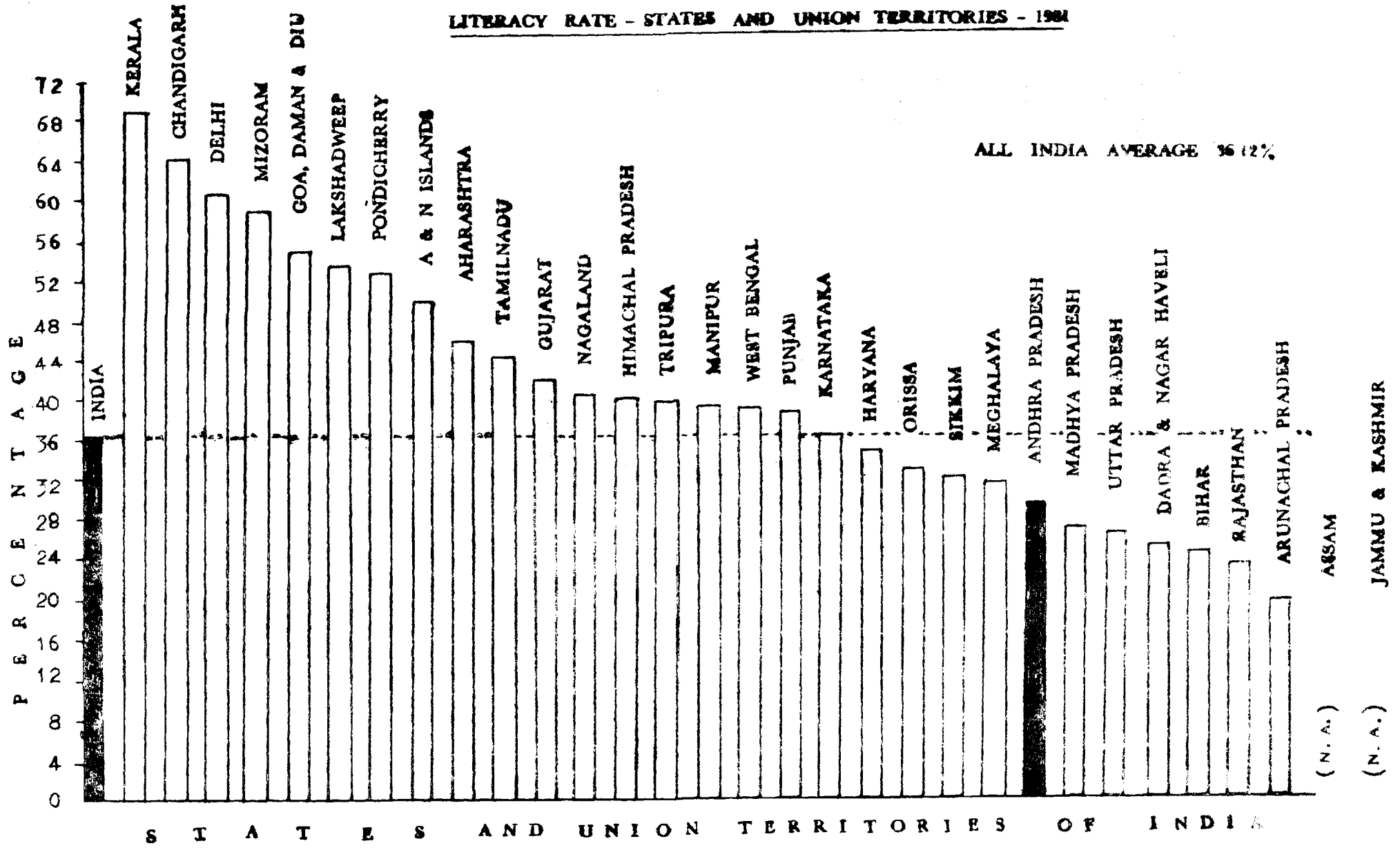
PERCENTAGE OF LITERATE POPULATION - DISTRICT WISE - 1981



(I) (b) **Literate Population - States and Union Territories of India, 1981**

| <i>Sl.No.</i> | <i>Name of the State/Union Territory</i> | <i>Total No. of literates</i> | <i>Percentage of Literates to total population</i> |
|---------------|--|-------------------------------|--|
| INDIA | | 2,37,737,800 | 36.12 |
| 1. | Andhra Pradesh | 15,925,661 | 29.72 |
| 2. | Assam | .. | .. |
| 3. | Bihar | 18,163,410 | 26.01 |
| 4. | Gujarat | 14,858,075 | 43.75 |
| 5. | Haryana | 4,605,649 | 35.84 |
| 6. | Himachal Pradesh | 1,777,201 | 41.91 |
| 7. | Jammu & Kashmir | .. | .. |
| 8. | Karnataka | 14,228,947 | 38.41 |
| 9. | Kerala | 17,571,819 | 69.17 |
| 10. | Madhya Pradesh | 14,504,202 | 27.82 |
| 11. | Maharashtra | 29,491,418 | 47.02 |
| 12. | Manipur | 586,036 | 41.52 |
| 13. | Meghalaya | 442,949 | 33.35 |
| 14. | Nagaland | 324,700 | 41.99 |
| 15. | Orissa | 8,964,625 | 34.12 |
| 16. | Punjab | 6,791,547 | 40.74 |
| 17. | Rajasthan | 8,201,015 | 24.05 |
| 18. | Sikkim | 106,780 | 33.83 |
| 19. | Tamil Nadu | 22,111,593 | 45.73 |
| 20. | Tripura | 858,688 | 41.58 |
| 21. | Uttar Pradesh | 30,358,013 | 27.88 |
| 22. | West Bengal | 22,271,067 | 40.88 |
| 23. | A. & N. Islands | 96,520 | 51.28 |
| 24. | Arunachal Pradesh | 126,185 | 20.09 |
| 25. | Chandigarh | 291,091 | 64.68 |
| 26. | Dadra & Nagar Haveli | 27,578 | 26.60 |
| 27. | Delhi | 3,783,611 | 61.06 |
| 28. | Goa, Daman & Diu | 604,489 | 55.86 |
| 29. | Lakshadweep | 22,018 | 54.72 |
| 30. | Mizoram | 290,241 | 59.50 |
| 31. | Pondicherry | 327,600 | 54.23 |

LITERACY RATE - STATES AND UNION TERRITORIES - 1961



(J) S.T.D. / Telephone Numbers of District Educational Officers in the State

| <i>District</i> | <i>S.T.D. / Phone No. Codes</i> |
|---------------------------------------|---------------------------------|
| 1. Anantapur | 08554 / 2347 |
| 2. Adilabad | 08732 / 434 |
| 3. Chittoor | — / 2207 |
| 4. Cuddapah | 08562 / 2269 |
| 5. E. G. (Kakinada) | 0884 / 4328 |
| 6. Guntur | 0863 / 20793 |
| 7. Hyderabad City | — / 38039 |
| 8. Kurnool | — / 64 |
| 9. Krishna (Machilipatnam) | 08672 / 536 |
| 10. Karimnagar | — / 2468 |
| 11. Khammam | 08742 / 8494 |
| 12. Mahabubnagar | 08542 / 250 |
| 13. Medak (Sangareddy) | — / 34 |
| 14. Nellore | 0416 / 3457 |
| 15. Nizamabad | — / 171 |
| 16. Nalgonda | 08682 / 208 |
| 17. Prakasam (Ongole) | 08592 / 2779 |
| 18. Ranga Reddy Dt. (Secunderabad) | 75850 |
| 19. Srikakulam | 08942 / 414 |
| 20. Vizianagaram | 08922/2059 |
| 21. Visakhapatnam | 0891/62240 |
| 22. W. Godavari (Eluru) | 08812/343 |
| 23. Warangal | 08712/7500 |

Regional Joint Directors

1. Hyderabad
2. Warangal
3. Kakinada
4. Guntur
5. Cuddapah

(K) Jurisdiction of Regional Joint Directors of School Education

| Sl. No. | District | Zones | Headquarters of R.J.D's. |
|---------|-------------------|----------|-------------------------------------|
| 1. | Srikakulam | Zone I | Regional Joint Director (Kakinada) |
| 2. | Vijayanagaram | | |
| 3. | Visakapatnam | | |
| 4. | East Godavari | Zone II | |
| 5. | West Godavari | | |
| 6. | Krishna | | |
| 7. | Guntur | Zone III | Regional Joint Director (Guntur) |
| 8. | Prakasam | | |
| 9. | Nellore | | |
| 10. | Kurnool | Zone IV | Regional Joint Director (Cuddapah) |
| 11. | Anantapur | | |
| 12. | Cuddapah | | |
| 13. | Chittoor | Zone VII | Regional Joint Director (Hyderabad) |
| 14. | Hyderabad | | |
| 15. | Ranga Reddy Dist. | | |
| 16. | Medak | Zone VI | |
| 17. | Nizamabad | | |
| 18. | Mahabubnagar | | |
| 19. | Nalgonda | Zone V | |
| 20. | Warangal | | |
| 21. | Khammam | | |
| 22. | Karimnagar | | |
| 23. | Adilabad | | Regional Joint Director (Warangal) |

NIEPA DC



D03821

VENKATA APPALA CHARI
 Statistical Officer,
 Office of the Commissioner for School Education, A.P., Hyd.

Smt. SATI NAIR, IAS.
 Commissioner for School Education
 A.P., Hyderabad.