

ANNUAL REPORT

2005-2006



ज्ञान-विज्ञान विमुक्तये

UNIVERSITY GRANTS COMMISSION
Bahadur Shah Zafar Marg, New Delhi-110 002 (India)
Website: www.ugc.ac.in

LIST OF THE COMMISSION MEMBERS DURING 2005-2006

Chairman

Dr. Arun S. Nigavekar *
Prof. Sukhadeo Thorat +

Vice-Chairman

Prof. V.N. Rajasekharan Pillai ++

Members

1. Shri B.S. Baswan **
2. Shri Sudeep Banerjee ***
3. Shri D. Swarup @
4. Dr. Adarsh Kishore @@
5. Dr. S.K. Joshi #
6. Prof. Sureshwar Sharma
7. Prof. B.H. Briz Kishore
8. Dr. Aruna Goel ##
9. Dr. P.N. Tandon
10. Prof. Vasant G. Gadre \$
11. Prof. Ashok Kumar Gupta \$
12. Prof. Suranjan Das
13. Dr. Shivajirao Shripatrao Kadam \$\$
14. Prof. K. Ramamurthy Naidu +++
15. Prof. Sukhdeo Thorat >
16. Dr. S. Xavier Alphonse, S.J. ^
17. Dr. (Mrs.) Shahi Rai ^

Secretary

Prof. Ved Prakash %
Prof. Mool Chand Sharma %%

-
- * upto 27.09.2005
+ w.e.f. 06.02.2005
++ w.e.f. 28.09.2005 to 05.02.2006 appointed as Chairman (Acting)
** upto 30.06.2005
*** w.e.f. 01.07.2005
@ upto May 2005
@@ w.e.f. May 2005
upto 16.10.2005
upto 28.10.2005
\$ upto 30.06.2005
\$\$ w.e.f. 01.06.2005
+++ w.e.f. 20.10.2005
> upto 05.02.2006
^ w.e.f. 08.02.2006
% upto 29.11.2005
%% w.e.f. 30.11.2005

Present Members of University Grants Commission

Chairman

Prof. Sukhdeo Thorat

Vice-Chairperson

Prof. Mool Chand Sharma

Members

- Shri R.P. Aggarwal Secretary, Deptt. of Secondary & Higher Education, Ministry of HRD New Delhi.
- Dr. Adarsh Kishore Secretary (Finance & Expenditure) Ministry of Finance, New Delhi.
- Prof. Suranjan Das Pro-Vice-Chancellor (Academic Affairs), University of Calcutta, Kolkata.
- Dr. Shivajirao Shripatrao Kadam Pro-Vice-Chancellor, Bharti Vidyapeeth, Pune.
- Prof. K. Ramamurthy Naidu Former Secretary, A.P. State Council of Higher Education & Former Member Secretary, A.P. Council of Science & Technology, Hyderabad
- Dr.(Mrs.) Shashi Rai Ex-Principal, Sarojini Naidu Govt. Girls PG College, Bhopal.
- Prof.(Dr.) Xavier Alphonse S.J. Professor, Loyola College, Chennai.
- Prof. Jalees Ahmed Khan Former Vice-Chancellor, University of Tareen Kashmir & CEO, South Asia Foundation, New Delhi.
- Dr. Vidya Yeravdekar Joint Director, Symbiosis, Pune,
- Prof.(Dr.) D. Singh Chauhan Vice-Chancellor, Lovely Professional University, Punjab.

Permanent Invitee

Prof. Damodar Acharya

Chairman, AICTE, New Delhi.

Present Senior Officers of University Grants Commission

1. Dr. T.R. Kem Secretary
2. Dr. R.K. Chauhan Additional Secretary
3. Dr.(Ms.) Niloufer A. Kazmi Additional Secretary
(Regional Office, Pune)
4. Dr. K. Gunasekaran Joint Secretary
5. Dr. S.P. Dasthakur Joint Secretary
6. Dr.(Mrs.) Pankaj Mittal Joint Secretary
7. Dr. P. Prakash Joint Secretary
8. Shri A.K. Dogra Joint Secretary
9. Dr. M.V. Krishnaswamy Joint Secretary
10. Dr. C.S. Meena Joint Secretary
11. Dr. Rajesh Anand Joint Secretary
12. Dr. (Mrs.) Renu Batra Joint Secretary
13. Dr. K.C. Pathak Joint Secretary
(On Deputation)
14. Dr. A.K. Parate Joint Secretary
15. Dr.(Mrs.) Asha Kiran Joint Secretary
(On Study Leave)
16. Dr. Dev Swaroop Joint Secretary
17. Dr. Ratnabali Banerjee Joint Secretary
(Regional Office, Kolkata)
18. Dr. K.P. Singh Joint Secretary
19. Dr.(Mrs.) H.K. Chauhan Joint Director

CONTENTS

EXECUTIVE SUMMARY

1. Introduction
2. Higher Education System: Statistical Growth of Institutions, Enrolment, Faculty and Research
3. Maintenance (Non-Plan) and Development (Plan) Assistance to Universities
4. Development (Plan) and Maintenance (Non-Plan) Grants to Colleges
5. Maintenance and Coordination of Standards in Higher Education
6. Development of Human Resource for Teaching and Research
7. Studies in Emerging and Inter-Disciplinary Areas
8. Inter-University Resources for Promotion of Quality
9. Promotion and Preservation of Indian Culture, Heritage and Values
10. Development of Engineering and Technological, Management and Computer Education
11. Educational Outreach Activities
12. Facilities for Scheduled Castes, Scheduled Tribes, Handicapped, Disadvantaged Sections and Differently Abled Persons of Society
13. Facilities for Women in Higher Education
14. Promotion of Physical Education and Sports
15. International Co-Operation
16. Management of Higher Education

List of Appendices

Appendix 1 | Appendix 2 | Appendix 3 | Appendix 4 | Appendix 5 | Appendix 6 |
Appendix 7 | Appendix 8 | Appendix 9 | Appendix 10 | Appendix 11 | Appendix 12 |
Appendix 13 | Appendix 14 | Appendix 15 | Appendix 16 | Appendix 17 |
Appendix 18 | Appendix 19 | Appendix 20

EXECUTIVE SUMMARY

The Executive Summary of the UGC Annual Report 2005-2006, encapsulates not only the activities of UGC to achieve its objectives but also physical targets achieved under its various tenth plan schemes/programmes and the expenditure entailed on the same besides the statistical growth in the higher education sector.

1. ROLE AND ORGANIZATION OF THE UGC

- The University Grants Commission (UGC) came into existence on 28th December, 1953 and became a statutory organization established by an Act of Parliament in 1956, for the coordination, determination and maintenance of standards of university education. An amendment to the UGC Act is under consideration of the Government of India to meet emerging challenges.
- The Commission consists of the Chairperson, Vice-Chairperson and ten members (Secretary-Education, Secretary-Expenditure, 8 other members) appointed/nominated by the Government of India. The Secretary headed the Commission's Secretariat with 599 working staff including 68 Group 'A' officers. Out of working staff strength, 31.22% are women, 26.21% are Scheduled Caste and 4.84% Scheduled Tribe employees.
- The UGC has decentralized its functions by opening seven Regional offices in the country since 1994, in a phased manner for easy access and speedy release of grants and implementation of various schemes/programmes relating to college sector. During 2005-06, these Regional Offices have been dealing with nine schemes/programmes.
- The general objective of the Tenth Plan (2002-2007) of UGC is to achieve a profound transformation of higher education so that it effectively promotes sustainable human development and, at the same time, improves relevance with closer links with the world of work and ensures quality in its teaching, research and business and community extension functions including life-long learning.
- The Malpractices Cell which deals with the menace of existence and mushrooming of Fake Universities has been taking action against 20 still existing fake universities as on 31st March, 2006.
- The UGC had been impleaded in as many as 340 cases filed in various courts of India during 2005-06 and an expenditure of Rs.22.06 lakhs had been incurred on the bills of advocates.
- The Vigilance Cell of UGC has got one Deputy Secretary suspended and action is being taken as per the findings submitted by the one man inquiry committee.
- The Desk-Parliament has received as many as 491 Parliament Questions during 2005-06. Out of which, 26 questions have been under assurance and the rest have been disposed.
- The Budget and receipt of Grant-in-Aid for the financial year 2005-06 had been to the extent indicated below:

Budget for the year 2005-2006 and Grants received

(Rs. in Crores)

S.No.	Budget head	Plan allocation		Non-Plan allocation	
		BE	RE	BE	RE
1.	General	785.40	786.30	1218.35	1389.61
	Total	785.40	786.30	1218.35	1389.61

- Out of the total Non-Plan grant released during 2005-06, 63.32% released to Central Universities, 22.68% to colleges of Delhi and Banaras Hindu Universities, 5.98% to Deemed to be Universities and 0.65% to State Universities. The expenditure on the UGC establishment had been to the extent of Rs.26.16 crores constituting 1.88% of the total Non-Plan grant.

- Out of the plan grant released during 2005-06, 27.54% had gone to Central Universities, 3.63% to Deemed Universities and 26.46% to colleges of state universities.
- As directed by the MHRD, a Joint Cadre Review Committee was constituted by the UGC in 2003 to evolve a uniform cadre structure and rationalization of pay scales, duties, qualifications of the posts of non-teaching staff (Central and UGC maintained Deemed universities only) who are not covered under the Pay Review Committee for teaching staff. The work is in progress.
- The UGC has taken the following new initiatives during X Plan period.
 - Promotion of Entrepreneurship and knowledge based enterprises.
 - Protection of Intellectual property Rights (IPRs)
 - Promotion of Indian Higher Education Abroad (PIHEAD)
 - Training and Development of Academic Administrators
 - Introduction of e-governance in UGC etc.
- To create and promote new work culture and to enhance efficiency and bring transparency in working, the UGC has undertaken a comprehensive computerization and introduction of e-governance in UGC. The website of UGC viz. <http://ugc.ac.in> has been made content rich, interactive site and it covers almost all activities and programmes of UGC.
- Upto 31st March, 2006, the Commission has specified as many as 138 degrees by notifications from time to time as per the provisions contained in Section 22 of the UGC Act.
- The UGC specified two more degrees viz. MHMS(Master of Homeopathic Medicine & Science) and B.Nat. (Yogic Science) during 2005-06, raising the total number of specified degrees to 138.
- The highlights of the year and decisions, approvals & resolutions of the Commission have been indicated in **Chapter-I**.

2. STATISTICAL GROWTH OF INSTITUTIONS, ENROLMENT, FACULTY AND RESEARCH

- As on 31.03.2006, 355 universities including 20 Central, 216 State, 101 Deemed Universities, 5 Institutions established under State Legislation, 13 Institutes of National Importance and 18,064 colleges have existed in the Higher Education sector. Out of 216 State Universities, 60 State Universities and 2 institutions out of 5 institutions established through state legislation have not yet been declared eligible to receive central assistance under Section 12 (B) of the UGC Act, 1956 amended from time to time.
- During the reporting year 2005-2006, six new State Universities have been recognized under Section 2(f), of the UGC Act and seven institutions which were notified as Deemed to be Universities by the Govt. of India under Section 3 of the UGC Act, 1956 have also been included in the list of the UGC recognized Universities. Also, one Deemed University has been converted into a state university, two state universities have been converted into central universities and the names of two state universities have been changed.
- As many as 439 new colleges have been established in various states during 2005-2006.
- At the end of the financial year 2005-2006, the total number of colleges recognized under Section 2(f) of the UGC Act, 1956 had been 6109. Out of these, 584 colleges are not eligible to receive central assistance under Section 12 (B) of the UGC Act, 1956.
- During the academic session 2005-2006, the total enrolment in all courses and levels in regular stream had been 110.28 lakhs including 44.66 lakh women students constituting 40.50%. The maximum number of women students enrolled in the state of Maharashtra.

- The student enrolment at various levels has been as given below:

Level	UG	PG	Dip./Cert.	Research
Percentage of total enrolment	88.91	9.42	1.03	0.64

- About 90.30% of all the under-graduate students and 66.58% of all post-graduate students have been in the affiliated colleges while the remaining in university departments and their constituent colleges. Out of the total research students, 90.73% have been in the universities.
- Maharashtra State had been on the top having an enrolment of 15.07 lakhs students followed by U.P. with 14.33 lakhs and Sikkim had the lowest enrolment of 4940. In terms of percentages, as compared to total enrolment, the women enrolment had been the highest in the state of Kerala with 61.00%, followed by Goa with 59.20% and the lowest percentage of 24.52% in the state of Bihar.
- Out of the total enrolment of students (110.28 lakhs), 45.13% students have been in the faculty of Arts, followed by Science 20.45% and Commerce 18%, thus constituting 83.59% enrolment in just three faculties. While the remaining 16.41% enrolment has been in professional faculties.
- The strength of the teaching faculty in universities and colleges had gone up to 4.88 lakhs as compared to 4.72 lakhs teachers in the previous year.
- The number of research degrees (Ph.D.) awarded during 2004-2005 was 17,898. Out of this, the Faculty of Arts had the highest number with 7532 Degrees, followed by the Faculty of Science with 5549 Degrees. These two faculties together accounted for 73.09% of the total number of research degrees awarded by various universities.
- The number of women students enrolled per hundred men students enrolled at all levels has been 68 in the reporting year.
- The women enrolment had been the highest in the faculty of Arts (51.01%), followed by Science (20.18%) and Commerce (16.46%), constituting 87.65% in the three faculties. While the remaining 12.35% in all the professional faculties.

3. MAINTENANCE (NON-PLAN) AND DEVELOPMENT (PLAN) GRANTS TO UNIVERSITIES

- There are 20 Central Universities, out of which 18 are receiving maintenance as well as development grants. The remaining two universities namely, Indira Gandhi National Open University and Central Agricultural University are directly funded by the Ministry of Human Resource Development and Ministry of Agriculture respectively.
- Non-plan grant amounting to Rs.878.65 crores has been released to meet the maintenance expenditure of 18 Central Universities and plan grant of Rs.222.73 crores has been released to 18 Central Universities during 2005-06.
- As on 31st March, 2006 there have been 216 State Universities set up under laws enacted by the legislatures of various states. But the UGC has been making budgetary allocation of Plan (Development) Grants to only 119 state universities, excluding agricultural and medical universities. During the year 2005-2006, 119 eligible state universities have been provided development grants amounting to Rs. 266.89 Crores.
- An amount of Rs.95.00 lakhs has been paid to five state universities under the scheme of Jubilee Grants during 2005-2006.
- Upto 31.03.2006, there have been 101 Deemed Universities including seven institutions notified as Deemed Universities in the reporting year.

- The UGC provides development grants to 25 Deemed universities and maintenance grants to 12 Deemed universities. During 2005-2006, Non-Plan grants amounting to Rs.87.95 crores has been paid to 37 Deemed to be universities and Plan grants of Rs.29.35 crores to 39 Deemed to be universities including grants paid under various schemes/programmes of UGC.
- From Tenth Plan onwards, the UGC has been providing special development grants for young universities for creating infrastructural facilities of capital nature. The eligible universities will get assistance as a one time grant over and above the Tenth Plan allocation upto a maximum of Rs.1.00 crore. During 2005-06, grants amounting to Rs.3.96 crores have been paid to 10 State Universities.
- To partially overcome or reduce the disparity between the universities located in Metros, Urban, Semi-Urban and backward areas and to improve the higher education scenario presently prevailing in backward areas, the UGC initiated, in Tenth Plan, a scheme entitled “Special Development Grant for universities in Backward Areas”. Under the scheme, the UGC has been making available grants to eligible universities for strengthening the existing infrastructure and treating essentially required basic infrastructure upto Rs.70.00 lakhs as one time additional grant. During 2005-06, an amount of Rs.1.68 crores has been made available to 7 universities (5 State and 2 Deemed to be Universities).

- **National Common Minimum Programme (NCMP)**

During the year 2005-06, Govt. of India, MHRD, provided additional/ earmarked funds to UGC to implement the ‘National Common Minimum Programme’. The grant has been earmarked for infrastructure development, networking, procurement of major equipment, setting up of faculties of Engineering and Management etc. Under the NCMP, three state universities have been provided assistance to the tune of Rs.50.00 crores.

Besides the regular Development grant (Plan), Special/Additional Plan grant for infrastructure development grant amounting to Rs.86.91.crores has also been given to 11 Central Universities for infrastructure development, procurement of major equipment, upgradation of existing facilities etc. This includes additional funds provided by the MHRD.

Under special Prime Minister Package, an amount of Rs.5.00 crores, against the allocation of Rs.9.00 crores, has been paid to Himachal Pradesh University during 2005-06, over and above the X Plan allocation .

4. DEVELOPMENT (PLAN) AND MAINTENANCE (NON-PLAN) GRANTS TO COLLEGES

- The objectives of the Programme Development assistance to colleges are to strengthen infrastructure, to remove or reduce social disparities and regional imbalances and to provide special remedial coaching to SC/ ST and minority students.
- As on 31st March, 2006, there have been 18,064 colleges in the country. Out of which, only 6109 colleges are recognized under Section 2 (f) and 12 (B) of the UGC Act. Out of 6109, only 5525 are eligible to receive grants from the UGC under Section 12(B) of the UGC Act. The UGC schemes/programmes for college sector are being implemented through the UGC Regional Offices located at Hyderabad, Pune, Bhopal, Kolkata, Guwahati, Delhi and Bangalore.
- Tenth Plan grants (2002-2007) amounting to Rs.471.81 crores have, so far, been allocated for the development of 5068 colleges under the College Development Scheme being implemented by all the Regional Offices of UGC. During 2005-06, a total grant of Rs.56.13 crores had been provided to the eligible colleges.
- The details of various schemes dealt with by the UGC Regional Offices during 2005-06 have been indicated at 4.4 of Chapter-4.
- During 2005-06, Plan grants to the extent of Rs.214.00 crores has been paid to state colleges under various schemes/programmes.
- An amount of Rs.318.96 crores as Maintenance Grant had been provided to the colleges of Delhi University during 2005-2006. Non-Plan grant amounting to Rs.2.26 crores had been paid to the constituent colleges of

Banaras Hindu University. During the reporting fiscal year, plan grants amounting to Rs.214.00 crores had been released to colleges spread over 25 states.

- As against the allocation for 2005-06, an amount of Rs.1.35 crores had been provided to Delhi Colleges under General Development Assistance to colleges.
- To provide academic freedom for potential colleges, the UGC has been conferring autonomous status to the colleges recognized under Section 2(f) and 12(B) of the UGC Act. As on 31.03.2006, there have been 217 Autonomous Colleges spread over 47 universities of twelve states. During 2005-06, 13 colleges had been conferred autonomy and 14 autonomous colleges had been given further extension. During 2005-06, the UGC Regional Offices released grants to the extent of Rs.7.07 crores to these autonomous colleges.
- Two new schemes entitled “Special Development Grant for Colleges in Educationally Backward Areas” and “Special Development Grant for Young Colleges” are being implemented in the Tenth Plan by the UGC Regional Offices to ensure equity and access of higher education to deserving colleges. Any eligible college which is recommended by an Expert Committee will get Rs.10.00 lakhs as one time grant. During 2005-06, 467 colleges had been assisted with an amount of Rs.21.35 crores under Special Development Grant for Colleges in Educationally Backward Areas scheme and 313 colleges to the tune of Rs.15.84 crores under the Special Development Grants for Young Colleges scheme.

5. PROGRAMMES FOR MAINTENANCE AND COORDINATION OF STANDARDS

- A comprehensive programme of professional development of teachers through 52 Academic Staff Colleges and 87 universities and specialized institutions has been carried out in different disciplines. During the reporting year, 222 Orientation Courses, 923 Refresher Courses and 39 workshops have been approved for conduction by the ASCs and other accredited institutions. A grant of Rs.20.04 crores had also been released to these academic staff colleges/institutions.
- To ensure that the graduates who pass out after completing the career oriented courses, have knowledge, skills and aptitudes for gainful employment so as to reduce pressure on institutes of higher learning for Masters degree, the UGC has been assisting institutions to the tune of Rs.5.00 lakhs for Humanities and Commerce and Rs.7.00 lakhs for Science Streams as one time seed money for five years towards purchase of books and journals, lab and other equipment, remuneration to guest faculty etc. During the reporting year, 304 colleges, one Deemed to be University and one State University have been selected for starting career oriented courses from the academic year 2006-07 and also a total grant of Rs.25.50 crores had been released.
- The university departments in Science including Bio-Science, Engineering and Technology, Humanities and Social Sciences are being supported under the scheme of Special Assistance Programme (SAP) during Tenth Plan to achieve excellence in research and to improve the quality of post-graduate teaching programme of the departments. As on 31.03.2006, the number of SAP supported departments remained at 477 (Humanities and Social Science-183, Science-148, Bio-Science and Engineering and Technology-146). During 2005-06, an amount of Rs.15.17 crores was released under SAP.
- The basic objective of the programmes viz. ASIST or ASIHSS is to support selected university departments in all streams to acquire necessary equipment which is not made available under SAP or University Development, so that the attainment of excellence in Post-graduate education and research in the department is not handicapped due to the non-availability of facilities. The financial limit normally for a selected department is Rs.100.00 lakhs under ASIST and Rs.60.00 lakhs under ASIHSS for a duration of five years (one term only). During 2005-06, 22 departments have been supported under the schemes to the extent of Rs.3.96 crores.
- To support the efforts in improving science education at all levels in Universities/Autonomous and Post-graduate colleges, the UGC provides assistance for essential tools/equipment, for repair and maintenance of electronic hardware as well as qualified staff according to the assessed workload decided by the size of the pool of such instruments and electronic hardware in the institution. The Expert Committee recommended 22 universities and 38 colleges for support during 2005-06. An amount of Rs.148.28 lakhs had been released for the establishment of Instrument Maintenance Facility Units.

- In order to achieve excellence in teaching and research, the UGC has been assisting identified universities for granting the status of 'Universities with Potential for Excellence'. In the first phase, five universities were identified and granted the above mentioned status. In the second phase, 12 universities were identified for establishing "Centre of Excellence" in the identified areas. During 2005-06, four more universities viz. University of Calcutta, University of Mumbai, North Eastern Hill University and Madurai Kamraj University have been identified for according the status of "University with Potential for Excellence". Proposals will be invited in 2006-07 for identifying one more university against the target of five universities. Against the allocation of Rs.30 crores to each of the four universities, an amount of Rs.10 crores as seed grant had also been released to each of the four universities. During 2005-06, a total grant of Rs.60.00 crores had been paid to the identified universities with Potential for Excellence.
- To meet the newly emerging needs, the UGC, in 2001, identified 12 universities for setting up centres with Potential for Excellence for undertaking studies and research on various inter-disciplinary areas in Science and Humanities within the university system. Of the twelve universities identified as Centres of Excellence, a sum of Rs. 5 crores was released to 9 universities and a sum of Rs.3 crores was released to 3 universities during 2004-05 and the work of each centre is being monitored by a duly constituted Advisory Committee.
- To achieve excellence mainly in teaching and to initiate a research culture in colleges, the UGC has initiated a new scheme "Colleges with Potential for Excellence". The Commission intends to identify about 100 colleges across the country and to support them to improve their academic infrastructure, adopt innovations in teaching methods, evaluation, etc. The college would also be given 'Joint degree conferring' status with their names. The grant will vary from Rs.35 lakhs to 100 lakhs per college on the basis of merit of each case. The proposals invited from colleges all over India were evaluated by a working group Committee and the recommendations of the working group placed before the Standing Committee. During the first phase, 47 colleges have already been selected. Each of these colleges was sanctioned 50% of the allocated amount during 2004-2005. The total amount released during 2004 – 2005 to these 47 colleges comes to Rs.15.95 crores against the total allocation of Rs.31.90 crores. During second phase, the Standing Committee selected 50 more colleges based on the revised scoring scale. An amount of Rs.17.15 crores (50% of the allocated amount) had also been sanctioned to these 50 colleges. During phase-III, proposals will be invited in 2006-07 from the universities located in those states for which the quota fixed for CPE status has not been exhausted. During 2005-06, a total grant of Rs.6.16 crores had been released to the identified colleges.
- During Tenth Plan, priority has been given to provide access to scholarly information for the research and academic community by supplementing the existing collection in the individual universities. The professional periodical literature is now made available over the Internet through UGC-Infonet/E-Journals consortium. The schemes are being funded by UGC and are being executed by the INFLIBNET Centre, Ahmedabad. Access to various E-Journals has been started from January 1, 2004. The allocated budget of Rs.19.25 crores for both schemes had been expended fully during 2005-06.
- To ensure quality input in the university system, the UGC has been monitoring the selection process for promotion to the post of Professor from Reader under CAS in all recognized universities by appointing a UGC observer. During 2005-06, the UGC monitored as many as 325 selection committees conducted by 175 universities, recommending 512 teachers for promotion to the post of Professor.

6. PROGRAMMES FOR THE DEVELOPMENT OF HUMAN RESOURCE FOR TEACHING AND RESEARCH

- The UGC conducts a National Level Test twice in a year for Lectureship eligibility and Junior Research Fellowships to ensure minimum standards for entrants in teaching and research. Only 0.71 per cent of the total number of candidates appeared had been qualified for Junior Research Fellowships and 6.77 per cent of the total number of candidates appeared for Lectureship eligibility (including JRF) have been qualified in the

tests conducted by the UGC during 2005. The NET examination is being conducted in 77 subjects at 66 Centres spread across the country. The CSIR, on behalf of UGC, has been conducting NET in five Science subjects. During 2005-06, an expenditure of Rs.1.48 crores had been incurred for conducting these examinations.

The UGC has also granted accreditation to states/group of states for conducting State Eligibility Test (SET). The candidates who have cleared the State Eligibility Test (SET) for lectureship prior to 1st June, 2002, are exempted from appearing in the NET Examination. For SET examinations scheduled in or after June, 2002, the qualified candidates shall be eligible to apply for the post of lecturer only in the Universities/Colleges belonging to the state from where they have cleared their SET Examination.

During the reporting year 2005-06, the following have been implemented :

- o Implemented the revised structure of Paper III w.e.f. June, 2005 examination
- o Included “Tribal Religions” as one of the core areas in the syllabus of NET subject “Comparative Study of Religion”.
- o Constituted a committee under the chairmanship of Prof. B.L. Mungekar by MHRD to review the NET.
- To promote research, the UGC has been providing financial assistance to teachers in universities and colleges to undertake research projects in specified subject areas. Priority is being given to inter-disciplinary and inter-institutional collaboration research. The UGC approved as many as 741 new Major Research Projects and about 3673 new Minor Research Projects during 2005-06. An amount of Rs.32.65 crores had been released to the new, ongoing and old Major/Minor Research Projects.
- Under Travel Grant Scheme, College teachers, Vice-Chancellors and UGC Members have been assisted financially to enable them to present their research papers in International Conferences. During 2005-06, the proposals of 173 college teachers, six Vice-Chancellors and one Commission Member have been approved and an amount of Rs.73.97 lakhs had been paid to the beneficiaries.
- During the financial year 2005-06, an amount of Rs.59.42 lakhs had been paid to the Universities / Colleges and non-Universities like NIEPA against the budget allocation of Rs. 60.00 lakhs (Head Office) for organizing various Seminars and Conferences. The UGC regional offices have approved as many as 1397 proposals during 2005-06 and had released Rs.5.21 crores.
- Under the scheme of Junior Research Fellowships (JRF) for foreign nationals, the UGC has provided 20 JRFs and seven Research Associateships for foreign students during 2005-2006. In the reporting year, an amount of Rs.27.19 crores had been released to the universities under JRF/RA schemes for foreign as well as Indian nationals.
- Under the scheme of JRFs in Engineering and Technology, no new selections have been made during 2005-06 and an amount of Rs.1.45 crores had been released to universities/colleges for payment to the fellows selected in previous years.
- To minimize the social disparities in Higher Education, the UGC provides 2000 Rajiv Gandhi National Fellowships to SC/ST candidates to undertake advanced studies and Research leading to M.Phil/Ph.D. degrees. The pattern of fellowship is same as for J.R.F. The selection of candidates is in progress.
- A new scheme of Post-doctoral Fellowship is implemented for SC/ST candidates who have obtained a doctoral degree, have published research work to their credit and have already shown evidence of independent research work. The fellowship is for four years. The fellowship amount is Rs.12,000/- p.m. and contingency amount Rs.30,000/- p.a. The selection of candidates is in progress.
- Another new scheme viz. post-graduate scholarships for SC/ST students in professional courses has been implemented keeping in view the social background of the candidates from deprived sections of the society and to provide them opportunity to undertake post-graduate level studies. The pattern of scholarship is

Rs.5000/- p.m. for M.Tech. students and Rs.3000/- p.m. for M.Pharmacy/M. Management. The selection of candidates is in progress.

- The scheme of Research Awards is meant for permanent teachers of Universities and Institutions for devoting full time tenure of three years in research in their respective field of specialization. During 2005-06, no new selections have been made and an amount of Rs.314.94 lakhs had been released for the universities for payment to the awardees selected in previous years.
- Under the Emeritus Fellowships Scheme, an amount of Rs.1.40 lakhs had been released to the Emeritus Fellows who are actively engaged in research and teaching programme of universities. The number of slots available under the scheme is 100 at any given time.
- During 2005-2006, the UGC had paid a total grant of Rs.6.16 crores to universities for the purpose of participating in conferences, holding seminars, publication of research work and for Visiting Professors under the scheme of Unassigned Grants.
- Towards the promotion of Hindi language, the Rajbhasha Cell of the UGC has sent 30 officers/employees of the UGC for Gahan Hindi Training, Five LDCs for training in Hindi typing. Rajbhasha Karyanvayan Samiti sittings have been held three times and the Cell also conducted five workshops for promotion of Hindi in official work. The Cell also celebrated Hindi Diwas and Hindi Pakhwara (September 1-14, 2005) by organizing essay, debate and dictation competitions for the benefit of the UGC employees.
- The UGC has instituted “UGC National Swami Pranavananda Saraswati,” “UGC National Hari Om Ashram Trust” and “UGC Veda Vyas National Sanskrit” awards for Indian Nationals working in the university system or those who have been associated with the universities or institutions recognized for researching advanced study. These are being awarded every year from 1985 onwards, for those who have contributed outstanding scholarly/scientific work. During 2005-06, the Commission approved five scholars for Swami Pranavananda Saraswati awards, five scholars for Hari Om awards and one scholar for Veda Vyas Sanskrit award.

7. STUDIES IN EMERGING AND INTER-DISCIPLINARY AREAS

- To support new ideas and innovations and to start specialized courses in Inter-disciplinary and Emerging Areas, the UGC has been providing cent percent development assistance to the approved departments of universities. During 2005-06, 25 departments have been identified and approved for support. A total grant of Rs.5.95 crores had been released to the universities.
- As on 31st March 2006, the Commission provided assistance to the following 39 centres in 25 Universities for undertaking studies relating to the problems and culture of a given area and for developing inter-disciplinary research and teaching. The focus is on those countries and regions, which have had close and direct contact with India.

8. INTER-UNIVERSITY CENTRES, NATIONAL INFORMATION CENTRES AND CENTRES OF NATIONAL FACILITIES

- Six Inter-University Centres set up as autonomous centres within the university system under clause 12(ccc) of the UGC Act are functioning in India as registered centres under Society Act in order to provide common facilities, services, and programmes to universities and research institutions etc. by offering expertise in each field and providing access to the state-of-the-art equipment and excellent library facilities. Besides, the UGC has also set up national facilities centres in selected universities and assisting them regularly. It is also instrumental in producing, on an average, 300 to 500 higher educational films/programmes for broadcasting on Doordarshan, Gyan Darshan and Educational Channels for dissemination of higher education beyond the classroom. Steps have also been taken by the UGC to establish the first inter-university center in the field of Humanities and Social Sciences, to provide dynamic and vibrant platform for academicians from SAARC region, South-east, central Asia and other countries for addressing contemporary development issues with

multi-disciplinary approach. During the reporting year, the UGC had paid an amount of Rs.4055.49 lakhs under Plan and Rs.2910.00 lakhs under Non-Plan to the six Inter-University Centres. Also, an amount of Rs.1.63 crores Plan grant had been paid to four Centres of National Facilities.

9. PROGRAMMES FOR PROMOTION AND PRESERVATION OF INDIAN CULTURE, HERITAGE AND VALUES

- To acquaint teachers and students with thoughts and ideas of social thinkers of India, the UGC has set up Study Centres in 71 Universities/Colleges/Institutions during X Plan (23 Gandhian Studies Centres, eight Buddhist Studies Centres, 16 Dr. Ambedkar Studies Centres, 16 Nehru Studies Centres, three Guru Nanak Studies Centres, two Swami Vivekanand Studies Centres, two Dr. Zakir Hussain Studies Centres, one Dr. K.R. Narayana Studies Centres). During 2005-06, a total grant of Rs.4.47 crores has been released to these centres along with other centres which were established during IX Plan and continued in the X Plan for carrying out their activities.
- For introduction of post-graduate degree, diploma and certificate courses as well as for holding seminars, symposia and workshops in Human Rights and Duties Education for spreading awareness among the teachers and students, the UGC has been providing financial assistance to various Universities and Colleges. During 2005-06, UGC has received 256 proposals from eligible Universities/Colleges, out of which 115 proposals have been selected by the Expert Committee and an amount of Rs.41.15 lakhs has been recommended for the same. Out of 50.00 lakhs budget allocation for the year 2005-06, the Commission has released Rs.31.88 lakhs to the Universities/Colleges.
- The UGC has been made nodal agency by the MHRD for implementation of the scheme Establishment of Rajiv Gandhi Chair in contemporary studies and Research in universities. In pursuance of this, a total grant of Rs.1.80 crores had been released to the three central and six state universities during 2005-06 for establishing Rajiv Gandhi Chair.

10. PROGRAMMES FOR THE DEVELOPMENT OF ENGINEERING AND TECHNOLOGICAL, MANAGEMENT AND COMPUTER EDUCATION

- The UGC has been providing assistance to six technical universities and 27 state/central/deemed to be universities having engineering departments for the development of engineering and technical education. During the reporting year, a grant of Rs.7.59 lakhs had been released to three universities.
- The Commission has been providing PG scholarships to M.E., M.Tech. students every year to enable them to pursue higher technical education. Around 1200 students received scholarships in the reporting year and a total grant of Rs.13.03 crores was provided to the scholarship holders studying in 22 Universities.
- During 2005-06, Maintenance grant to the extent of Rs.4.35 crores had been provided to three technical universities for meeting the expenditure on staff, scholarships, contingency and library for approved PG courses.
- Development assistance is being provided every year to universities for strengthening existing and new management departments for undertaking quality teaching, research, training and consultancy in management. During the reporting year, grant amounting to Rs.93.32 lakhs had been released to 9 universities for running the programme.
- The UGC has also been assisting universities for setting up of Computer Centres for use in research and training, in application of computers in every field/subject and for use in examinations/administration related work. During 2005-06, grant amounting to Rs.12.45 crores had been released to the universities.
- Under the new scheme of Establishment of the UGC Network Resource Centres in Colleges, assistance is being provided for purchase of computers and also for Internet connectivity. During 2005-06, 414 colleges have been assisted to the extent of Rs.1.77 crores.

11. EDUCATIONAL OUTREACH ACTIVITIES

- In the nation-wide programme of Adult, Continuing Education, Extension (ACEE) and Field outreach (FO), universities have been involved for organizing programmes such as Literacy, Post-Literacy, Continuing Education, Legal Literacy, Environment Education etc. involving students and teachers. The total numbers of Adult Education centres/departments have increased to 87. During 2005-2006, a total grant of Rs.4.66 crores has been released to the universities and colleges for implementing the ACEE & FO Programme.
- The main objective of the UGC-UNPEA project is to enable the youth in the University system and through them the community, to comprehend clearly the issues relating to quality of life, gender equity, reproductive health, AIDS, impact of population growth on society and nation etc. Since the UNPEA stopped the grant, the UGC is continuing the project on its own to carry out extension activities relating to population education through centres of Adult, continuing Education and Extension & Field out reach.

12. PROGRAMMES FOR SCHEDULED CASTES, SCHEDULED TRIBES, HANDICAPPED, DISADVANTAGED AND DIFFERENTLY ABLED PERSONS OF SOCIETY

- The Commission has been providing financial assistance to universities for the establishment of SC / ST cells to ensure effective implementation of the reservation policy in admissions, recruitment to both teaching and non-teaching positions etc. in universities. Upto 31st March, 2006, the Commission has approved the establishment of SC/ST Cells in 120 universities. During 2005-06, a grant of Rs.13.00 lakhs had been released to the SC/ST Cells functioning in various Universities.
- Towards social equity and socio-economic mobility of the disadvantaged sections of the society, the UGC has been implementing the scheme Remedial Coaching Scheme for Scheduled Caste and Scheduled Tribe Students in Universities and Colleges. During 2005-2006, fresh proposals have been invited from universities/colleges as per Tenth Plan guidelines. With the help of an Expert Committee, three Universities and 143 colleges have been selected for implementation of the scheme. As on 31st March, 2006, the scheme is implemented in 371 universities and colleges and grant to the tune of Rs.799.44 lakhs has been paid to the universities and colleges.
- In order to gain useful employment in group A, B & C including all India services and state/provincial services, the scheme of “Coaching classes for SC/ST for entry in services” has been introduced in selected universities and colleges w.e.f. 2004-05. With the selection of two more universities and 82 colleges, the scheme is being implemented in 13 universities and 110 colleges. During 2005-06, the UGC released a total grant of Rs.3.59 crores to these universities and colleges.
- During the year under report, two new schemes for SC/ST viz. Research Associateships and scholarships to undertake PG studies in profession courses have been formulated with guidelines for implementation.
- The Standing Committee constituted by the UGC from time to time has regularly been overseeing the implementation of the reservation policy for SC and ST in Central and Deemed Universities. During 2005-06, the Standing Committee impressed the universities upon filling up all backlog SC/ST vacancies for teaching and non-teaching posts before 31st March, 2006.
- In the year 2005-06, four regional level workshops/review meetings have been held at Kolkata, Kurukshetra, Madurai and Jhansi to assess the on going schemes/programmes for the benefit of SC and ST. As many as four universities and 68 colleges have participated in the meetings.
- As a special drive to accord on the spot consideration and approval of proposals submitted by the Institutions located in North-Eastern states under the scheme meant for the benefit of SC/ST, a meeting has been held at NEHU, Shillong. Based on the recommendations of this meeting, the Commission has approved for providing financial assistance to five universities and 80 colleges to implement the schemes for SC and ST.

- To prepare students belonging to Minority Communities for competitive examinations which in turn will help them in getting gainful employment for group 'A', 'B', and 'C' and All India Services and State/Provincial Services, Minority Coaching Centres have been functioning in 102 universities and colleges including four universities and 33 colleges selected during 2005-06. In the reporting year, a total grant of Rs. 1.90 crores has been released to these institutions.
- With an objective to improve the academic skills and linguistic proficiency in various subjects and to improve overall performance in the examinations at under graduate/post graduate (UG/PG) level, the scheme 'Remedial Coaching at UG/PG level in universities and colleges for the students of Minority Communities has been implemented in 2004-05. The scheme is being implemented in as many as 141 universities and colleges including 94 universities and colleges selected during 2005-06. A total grant of Rs.3.98 crores has been released to these institutions during the reporting year 2005-06..
- As many as 18 universities have been selected so far for implementing the scheme "Coaching classes for Minority Community candidates for preparing them for National Eligibility Test (NET)" introduced by UGC in 2004-05 with an objective to prepare minority students for Net and a total grant of Rs.18.01 lakhs has also been released to the universities.
- The standing committee constituted by UGC for the welfare of minorities has regularly been monitoring and reviewing the ongoing schemes/ programmes for minorities. The committee in its meeting recommended that every year the UGC may organize 4-5 Regional level meetings/ workshops and all universities and colleges should compulsorily attend at the regional level meeting/workshops. Accordingly, during 2005-06, four meetings/workshops have been held at Amritsar, Bangalore, Pune and Allahabad. As many as 36 representatives of 36 universities and colleges have participated.
- With an aim of not ignoring persons with disabilities in the Higher Education System and with an objective to develop courses for special teachers and counselors and also to provide facilities in various forms for the differently abled persons, During 2005-06, a grant of Rs.77.13 lakhs has been released to 11 more new institutions identified for the purpose.
- During 2005-06, an amount of Rs.13.63 lakhs has been provided to universities and colleges for the benefit of visually handicapped teachers working in universities and colleges under the scheme of 'Financial Assistance to Teachers who are Visually Handicapped (blind).
- To accommodate the teachers migrated from Kashmir, the UGC has created a few visiting faculty positions for them to undertake teaching or research work till the position in Kashmir normalizes. During the reporting year, an amount of Rs. 12.35 lakhs has been paid to the migrant teachers.

13. PROGRAMMES FOR WOMEN

- To increase enrolment of women in universities and colleges by providing a safe environment and to encourage mobility of women students to pursue higher studies in universities and colleges of their choice, the UGC has introduced a special scheme of construction of hostels for women. During the year 2005-06, grants to the extent of Rs.33.99 crores have been paid to the universities and colleges.
- The UGC programme of 'Establishment of Women Studies Centres' envisages assistance to universities and colleges for setting up centres and cells for women studies to undertake research, develop curricula and organize training and extension work in the areas of gender equity, economic self-reliance of women, girls education, social and population issues etc. The UGC has set up eight more Women's Studies Centres during 2005-06 and a total grant of Rs.6.33 crores had been released to the centres for carrying out their activities/ programmes and salary of project staff appointed on contractual basis.
- To provide opportunities for unemployed women, who have Ph.D. degree to their credit and have an aptitude for research, the UGC has made available 100 slots per year under the scheme "Part-time Research

Associateships for Women”. Out of the allocated grant of Rs.90.00 lakhs, an amount of Rs.63.96 lakhs has been released to the working women Research Associates during the year 2005-06.

- To provide day care facilities on payment basis at Universities for children whose parents (University Employees and Research Scholars) are away from home throughout the day, the UGC has implemented the scheme of Day Care Centres in Universities. The objective of the scheme is to help the women and working parents for pursuing their academic career. During the year 2005-06, the UGC provided one time of grant of Rs.3.00 lakhs to one deemed university and Rs.48.00 lakhs to 16 state universities.
- Under the scheme “strengthening infrastructure for women students, teachers and non-teaching staff in universities”, a grant amounting to Rs.57.00 lakhs has been paid to 12 universities (9 State and 3 Deemed).

14. PROGRAMMES FOR THE PROMOTION OF PHYSICAL EDUCATION AND SPORTS

- Under the programme of ‘Promotion of Yoga Education & Practice and Positive Health in Universities’ which has an objective of imparting special education in various areas like Yoga, Positive Health, Career, Personality Development etc. An amount of Rs.41.31 lakhs had been released to universities for organising 3-5 days awareness programmes for inviting guest speakers/experts.
- The basic objective of the scheme “Organisation of Adventure Sports/ Activities in Universities and Colleges” is to create and foster amongst the students of universities/colleges a spirit of risk-taking, cooperative team work, the capacity to face and effectively deal with challenging situations with courage and determination. A University is eligible to choose two events/programme while a college may choose one event/programme per calendar year. During 2005-06, an amount of Rs.33.74 lakhs had been paid to universities and colleges under the scheme.

15. INTERNATIONAL COOPERATION

- Bilateral Exchange programmes connected with Higher Education field have been in operation with 23 countries and Educational Exchange Programmes with 11 countries. During the reporting year, the UGC hosted the visits of 42 foreign scholars from various countries and deputed 55 Indian scholars abroad.
- During 2005-06, as many as nine foreign delegations from Ethiopia, Spain, Newzealand, Bulgaria, Botswana, Brazil, Thailand, Armenia and Malaysia had visited India to discuss the challenges of globalisation of higher education, to know about Higher Education Policy in India, to have academic linkages and to have interaction with Indian authorities etc.
- **INDO-TEC MAURITIUS AGREEMENT :** The third consortium agreement between the UGC and Tertiary Education Commission, Mauritius ended with March, 2004. The renewal of the agreement is under process and till such time, the present agreement would be in force.
- During 2005-06, 25 foreign language teachers have been working in various universities in India appointed under the Collaborative Programmes.
- The German Academic Exchange Services (DAAD), has been suspended from 2005. To foster the partnership between South Asian Institute and Indian Institutions, the German side will make an annual award of two-three month scholarship to Indian Scientists to work at the South Asian Institute in Heidelberg for the year 2005-2006. Four Scholars have been nominated by the UGC and two have finally been selected by South Asian Institute, Heidelberg.
- Two Indian scholars have been awarded French Government scholarships for 2005-06 by the French Government for carrying out research in the areas of learning French Language, Literature, Culture and Civilization.
- Nine Indian scholars have successfully completed their visit to France under Social Scientists Exchange Programme and in exchange, five French Scholars have also visited India.

- Under the programme of ‘Commonwealth Academic Staff Fellowships’, the UGC has been coordinating with the Association of Commonwealth Universities (ACU) in U.K. and making nominations for the award of Commonwealth Fellowships to enable promising faculty in universities and colleges in India to do their research at universities / institutions in United Kingdom. During 2005-06, 23 scholars have finally been selected by ACU out of the 80 scholars recommended by the UGC.
- The UGC has nominated 14 scholars in 2005-06 for Commonwealth Split Site Doctoral Scholarships for Junior faculty or students who are studying for doctoral degree in India and the Association of Commonwealth Universities, UK accepted only four scholars.
- Two Indian Scholars have been nominated by the Commission for the year 2005 -2006 to visit Finland under the **Indo-Finnish Government Scholarship**.
- During 2005-06, eight teachers had been provided financial assistance under the scheme of Travel Grant to teachers to visit foreign countries for collection of material for their research.

16. PROGRAMME FOR MANAGEMENT OF HIGHER EDUCATION

- Under the scheme of ‘Incentives for Resource Mobilization’ initiated in 1995 for supporting universities in their resource mobilization efforts for their development, 25% of the resources generated by the university or a maximum of Rs. 25.00 lakhs whichever is less in a financial year is being given as UGC incentive share. During 2005-06, the UGC supported central universities to the extent of Rs.0.50 crores, Deemed Universities to the tune of Rs.0.68 crores and Rs.3.83 crores to state universities.

1 INTRODUCTION

1.1 ROLE AND ORGANIZATION OF UGC

The University Grants Commission (UGC) which came into existence on 28th December, 1953, became a statutory organisation by an Act of Parliament in 1956. It is a national body for the coordination, determination and maintenance of standards of University education. It serves as a coordinating body between the Union and State Governments and the institutions of higher learning. It also acts as an advisory body to these Governments and institutions on issues relating to higher education.

Section 12 of the UGC Act provides that the Commission shall in consultation with the concerned universities, take all such steps as it may think fit for the promotion and coordination of university education and for the maintenance of standards in teaching, examination and research. For teaching and research, extension was added as the third dimension of education by the Commission. For the purpose of performing its functions, the Commission may

- Allocate and disburse, out of the Fund of the Commission, grants to universities and colleges for the maintenance and development.
- Advise Central Government, State Governments and Institutions of higher learning on the measures necessary for the promotion of university education.
- Make Rules and Regulations consistent with the Act, etc..

Organisational Structure

The Commission consists of the Chairperson, Vice-Chairperson and 10 members (Secretary-Education, Secretary-Expenditure + 8 other members) appointed by the Government of India. The Chairman is chosen from among persons who are not officers of the Central Government or of any State Government. Of the ten members, two are chosen from among the officers of Central Government to represent the Government. Not less than four are chosen from among persons who are at the time they are so chosen, shall be teachers of the universities. The remaining are chosen, from among persons (1) who have knowledge of, or experience in agriculture, commerce, forestry or industry, (2) who are members of engineering, legal, medical or any other learned profession and (3) who are Vice-Chancellors of Universities or who, not being teachers of universities, are in the opinion of the Central Government, educationists of repute or have obtained high academic distinctions.

The executive head of the UGC is the Secretary. He heads the Commission's Secretariat with the following staff during 2005-2006.

	Sanctioned Strength	Total Working	Women Strength	SCs	STs
Group 'A'	112	68	19	13	4
Group 'B'	124	110	35	18	4
Group 'C'	473	336	121	84	15
Group 'D'	101	70	10	39	6
Canteen	19	15	2	3	-
TOTAL	829	599	187	157	29

As against the sanctioned strength of 829, 599 employees, constituting 72.26% have been working in the UGC. Out of working strength of 599 employees, 187 (31.22%) are Women, 157 (26.21%) are Scheduled Caste and 29 (4.84%) are Scheduled Tribe employees.

Regional Offices

The UGC has established its own Regional Offices at Hyderabad, Pune, Bhopal, Calcutta, Guwahati and Bangalore for implementation of various schemes/programmes relating to college sector. The Northern Regional College Bureau (NRCB) of UGC Head Office works as Northern Regional Office.

1.2 ABOUT TENTH PLAN

To achieve the objective of higher education must contribute to the initiation and strengthening the process of development with the equity, justice, solidarity and liberty as the key elements, the core mission of higher education – to educate, to train, to undertake research and to provide services to the community – must be preserved and reinforced and further expanded. This requires that higher education enjoy autonomy and freedom exercised with responsibility.

The healthy growth of any nation requires educated citizens with skills and expertise in all disciplines in all subjects both at basic and professional levels with equal emphasis and importance. The Tenth Plan provides the basis for higher education in the twenty-first century.

◆ General objective

To achieve a profound transformation of higher education so that it effectively promotes sustainable human development and, at the same time, improves relevance with closer links with the world of work and ensure quality in its teaching, research and business and community extension functions including life long learning.

◆ Specific objectives

To contribute to the transformation and improvement of the conceptions, methodology and practices related to:

- 1) The relevance of higher education.
- 2) Quality, evaluation and accreditation.
- 3) Research and development
- 4) Outreach activities in business and the community and lifelong learning.
- 5) The knowledge and use of the new information and communication technologies.
- 6) Management and financing
- 7) Export of higher education, and reorientation of international co-operation.

During the period under report, the UGC constituted Expert Committees visited various Central, State and Deemed Universities for the purpose of evaluating the performance of the universities in the Ninth Plan period and assess their financial requirement for the Tenth Plan period. Also, the UGC constituted Expert Committees to examine the proposals of the eligible Colleges for developmental assistance for the Tenth Plan period. These Committees held meetings with the Principals of the Colleges at identified centers. These Committees recommended the quantum of assistance for each college/university in accordance with the Tenth Plan guidelines.

The Commission, for the first time, decided to link a part of the grants with the performance of the Universities. For this purpose, detailed information on performance of a University in teaching, research, infrastructural facilities, student amenities, extra-curricular activities, administrative efficiency etc. was sought and the same was submitted by the Universities to the respective Visiting Committees. Based on the information, the performance radars for different universities have been developed for ranking the university for the purpose of release of grants.

Keeping in line with the changing and emerging scenario of higher education due to globalisation and liberalization of economies, the UGC has initiated and being implemented about 70 new schemes or programmes, broadly categorized into five sectors viz. (i) General Development of Universities (ii) Enhancing Access and Equity (iii) Promotion of Relevant Education (iv) Quality and Excellence (v) Strengthening of Research to meet the objectives of the Tenth Plan.

1.3 SPECIAL CELLS FUNCTIONING IN THE UGC

(a) Malpractices Cell

To deal with the menace of existence and mushrooming of Fake Universities and fake degrees/mark sheets in the country, a cell known as Fake Universities Cell was set up in the UGC on 30th May, 1996, and later on, it is renamed as Malpractices Cell, with the following functions:

- ❖ To collect information through print media and other sources and bring all cases / instances of the fake universities to the notice of the Commission.
- ❖ To liaise with different agencies of the Government of India / State Government and take such measures as are necessary for arresting the menace of fake institutions.
- ❖ To look into the complaints of misuse of funds provided by the UGC to the universities / colleges.

At the beginning of each academic session, the UGC has been issuing a Press Release in National Dailies advising the aspiring students, wardens and the public at large, not to pursue Higher Education courses with such self-styled universities / institutions which are functioning unauthorizedly in different parts of the country.

Besides, the UGC has also been addressing periodically the Registrars of all Universities and Secretaries of all States to give wide publicity and appropriate action on the existence of fake universities / institutions within their respective States, so that aspiring students may not be cheated by such self-styled universities/ institutions as the degrees / diplomas / certificates awarded or being awarded by these Universities / Institutions are not valid for academic as well as employment purposes. Also publicity is being given through UGC website www.ugc.ac.in. The UGC has also been taking appropriate legal action on such institutions.

On the recommendations of the Parliamentary Standing Committee, the UGC proposed an amendment in the UGC Act, 1956, which provides enhancement of penalty from the existing amount of Rs. One thousand to Rs. 1.00 lakh to Rs.10.00 lakhs and also imprisonment for a period ranging from six months to three years. The proposal is under consideration of the Government of India, Ministry of Human Resource Development, Department of Education, New Delhi.

The list of Fake Universities / Institutions as on March 31, 2006 is as given below:

Bihar

1. Maithili University/Vishwavidyalaya, Darbhanga, Bihar

Delhi

2. Varanaseya Sanskrit Vishwavidyalaya, Varanasi (UP) Jagatpuri, Delhi.
3. Commercial University Ltd., Daryaganj, Delhi
4. United Nations University, Delhi
5. Vocational University, Delhi
6. ADR-Centric Juridical University, ADR House, 8J, Gopala Tower, 25 Rajendra Place, New Delhi-110008.

Karnataka

7. Badaganvi Sarkar World Open University Education Society, Gokak, Belgaum (Karnataka)

Kerala

8. St. John's University, Kishanattam, Kerala

Madhya Pradesh

9. Kesarwani Vidyapith, Jabalpur (M.P.)

Maharashtra

10. Raja Arabic University, Nagpur

Tamil Nadu

11. D.D.B. Sanskrit University, Putur, Trichi, Tamil Nadu

Uttar Pradesh

12. Mahila Gram Vidyapith/Vishwavidyalaya,(Women's University) Prayag, Allahabad (UP)
13. Indian Education Council of U.P., Lucknow(UP)
14. Gandhi Hindi Vidyapith, Prayag, Allahabad (UP)
15. National University of Electro Complex Homeopathy, Kanpur
16. Netaji Subhash Chandra Bose University (Open Univeristy), Achaltal, Aligarh (UP)
17. Uttar Pradesh Vishwavidyalaya, Kosi Kalan, Mathura (UP)
18. Maharana Partap Shiksha Niketan Vishwavidyalaya, Pratapgarh (UP)
19. Gurukul Vishwavidyalaya, Vrindavan, UP.
20. Institute of Para-Medical Sciences, Meerut, U.P. (Under consideration for deletion)

(b) Legal Cell

Keeping in view the increasing number of Court cases, the University Grants Commission established a Legal Cell in 1989.

The function of the Legal Cell is to deal with the Court notices received from various Courts of India including Lower Courts, Central Administrative Tribunal, High Courts and Supreme Court of India. As soon as a notice is received from the Court, Legal Cell invites the para-wise comments on the Writ Petition from the concerned Bureau. On receipt of the para-wise comments, orders are obtained from the competent authority whether the case is to be defended by the University Grants Commission. If the case is to be defended, a Central Govt. Standing Counsel is engaged by Legal Cell, where there is no Central Govt. Standing counsel, a private advocate is engaged. The Counter Affidavit prepared by the advocate is get approved and signed by the concerned Bureau Head and notarized by Public Notary. Till the disposal of the case, all the correspondence with the advocate is done by the Legal Cell. When the case is disposed off, a copy of the judgment is sent to the concerned Bureau for taking action on the direction of the Court, if any.

Most of the cases are regarding pay scales, qualifications, age of retirement, promotion of the teaching and non-teaching staff of the universities and colleges, regularization of Research Associates & Research Scientists, admission in the professional courses in the Deemed Universities by Common Entrance Test and establishment of private universities/fake universities. Some cases are regarding administrative matters of University Grants Commission staff. Legal Cell also deals with the sanction of Bills of the advocates. As per the records from 1999 to 2006 (31.03.2006), the total number of cases has been 2610.

The year-wise statement of number of cases and expenditure incurred on the fees of the advocates is as given below:

No. of cases (Year)	No. of cases received	Year	Exp. Incurred on the Bills of Advocates (Rs.in lakhs)
1999	289	1998-99	1.32
2000	369	1999-2000	7.34
2001	365	2000-2001	1.86
2002	337	2001-2002	4.86
2003	357	2002-2003	27.73
2004	247	2003-2004	15.67
2005	306	2004-2005	30.05
2006 (upto 31.03.2006)	340	2005-2006	22.06

(c) Vigilance Cell

The University Grants Commission has set up a Vigilance Cell in accordance with the instructions of the Government of India to check corruption effectively. The Cell is headed generally by the rank of an Additional Secretary of the UGC. The Central Vigilance Commission has appointed Director (Admn.), UGC as Chief Vigilance Officer (CVO). The CVO is mainly responsible for the prevention and detection of corruption cases in the UGC. The CVO is to further ensure the following:

- Maintaining proper surveillance on officers of doubtful integrity.
- Ensure prompt observance of Conduct Rules relating to integrity covering (i) statement of assets and acquisitions (ii) gifts (iii) relatives employed in private firms or doing private business (iv) benami transactions.
- Location of sensitive spots, regular and surprise inspections of such spots and proper scrutiny of personnel who are posted in sensitive posts.
- Introduction of preventive measures for bringing transparency and simplicity in the process of allocation and disbursement of grants to universities and colleges.

As directed by the Central Vigilance Commission, the UGC observed the Vigilance awareness week from 07.11.2005 to 11.11.2005 by admitting the pledge, displaying banners and posters and distributing pamphlets etc. during the period under report.

In the case of Deputy Secretary who was suspended in 2003-04, one man Inquiry Committee had submitted its findings and the action on the same is being taken.

(d) Pay Scale Cell

The Pay Scale Cell, set up in 1984, is entrusted with the responsibility of coordinating the work of Pay Review Committees set up from time to time. It also interacts with the national level organizations of teachers and also the MHRD in matters relating to Pay Scales and service conditions of teachers in Universities and Colleges. During the reporting year 2005-06, the following important decision have been taken and conveyed to the universities:

● UGC-Meritorious Teacher Award

The Commission at its meeting held on 08.12.2005 considered the recommendations of the Expert Committee to reward and recognize meritorious Teachers who do not have M.Phil or Ph.D. and recommended the same to the Ministry of HRD for its consideration.

● **Re-employment of Superannuated Teachers**

The Commission vide its letter dated 23rd March, 2006 has suggested to all the Universities/State Govt./Union Territories to make use of the existing provision for re-employ of superannuated teachers as per the norms of the Commission and to take immediate action for filling up the vacant post as per norms of the Commission.

(e) **Sexual Harassment of Women at work place Cell**

To look into the grievances of women employees at work place, the UGC has set up in 2000, a cell called “Sexual Harassment of Women at Work Place” under the headship of a woman Joint Secretary.

During the year 2005-06, no complaint has been reported to the Cell.

(f) **Internal Audit Cell**

The Internal Audit Cell was set up in May, 1995 in the University Grants Commission on the recommendations of the Director General of Audit and Revenues, to oversee the UGC accounts for better maintenance and transparency. Since then, it has been functioning in the office heading by a Deputy Director, supported by Audit /Junior Audit Officers who are on deputation from Govt. of India. The Cell also conducts the audit of UGC Regional Offices and Inter-University Centres established by the UGC within the university system. Besides, the Internal Audit Cell advises UGC on various financial as well as administrative matters of the UGC. The Cell is also entrusted with the work of pre-audit of pension payment cases, GPF/CPF final payment cases, pay fixation, contract documents and other matters entrusted from time to time and also post-audit of accounts, test checks of grant-in-aid registers and sanction, pursuance/settlement of objections taken in statutory audit and coordination with various concerned bodies in connection with replies to paras of audit report. The work of inspection of accounts and verification of utilization of funds released to universities and other beneficiary institutions are also entrusted to the Cell.

(g) **Desk Parliament Matters**

Desk Parliament in the University Grants Commission is exclusively attending to, monitoring of and coordinating the replies to Parliament Questions received from various Ministries of Govt. of India, specially, Ministry of Human Resource Development.

The questions raised by the members of the Parliament, generally, relate to the following matters of Higher Education.

- Implementation of various University Grants Commission’s Programmes/ schemes for the development of Higher Education and Research in Universities and Colleges in the country.
- Teachers’ related issues like minimum qualifications for appointment, their service conditions, career advancement, etc.
- Development/ maintenance Grants paid to Central Universities, State Universities, Institutions Deemed to be Universities and Colleges and their utilisation.
- Recognition of Institutions/ Universities for receiving Central assistance under Section 2(f) & 12(B) of the UGC Act, 1956 and their eligibility conditions. Accreditation of Colleges and Universities by NAAC. Regulation of all types of Universities and Colleges.
- Fake Universities/Institutions.
- Implementation of reservation orders for SC/ST, Women, differently abled persons, minorities, etc. in Higher Education.
- Education being imparted by Foreign Universities/ Cultural Exchange Programmes/ Academic collaboration with foreign Universities/ countries.

- NET Examinations being conducted by University Grants Commission for lecturership/ JRF in the country and abroad.
- Recognition to new courses, regular as well as vocational courses, revision of curriculum and programmes for curriculum development.
- Computer facilities/Networking of Universities and Colleges.
- Research Fellowships for students and teachers, etc..
- Recognition of Deemed Universities.
- Higher Educational Statistics etc.

The number of Parliament Questions, received/ replied during all the sessions (Budget/ Monsoon/Winter Sessions) of Lok Sabha/Rajya Sabha during the reporting year 2005-06 is as given below:

Year	Total No. of Parliament Questions received	Out of total, number of starred questions	Number of assurances
2002-03	520	52	22
2003-04	246	20	28
2004-05	295	23	28
2005-06	491	54	26

1.4 PUBLICATIONS

The publication Bureau, since inception of UGC, has been bringing out various publications such as UGC Annual Report, Guidelines for various schemes/programmes being implemented in Higher Education Sector, UGC enactments, Reports on UGC – Conferences, UGC News Letters, Committee Reports, Statistical Reports/Forms and other official stationery items etc. It also caters to the needs of public who are working in or connected with higher education by distributing the published reports/documents.

Out of the allocated amount of Rs.15 lakhs for the year 2005-06 an amount of Rs.8.49 lakhs was spent towards printing of publications and other official stationery items.

The position of budget allocation/expenditure and number of publications and other items printed during Tenth Plan including the year 2005-06 are as under:

S.No.	Year	Total Number of Publications and other items printed	Budget Allocation (Rs.in lakhs)	Expenditure (Rs.in lakhs)
1.	2002-03	45	15.00	11.47
2.	2003-04	67	15.00	12.41
3.	2004-05	51	15+2.5	17.38
4.	2005-06	29	15.00	8.49
	Total	192	62.50	49.75

1.5 THE BUDGET AND FINANCES OF UGC

The preparation of Budget in respect of financial year next ensuing showing the estimated receipt and expenditure and submission of it to the Ministry of Human Resource Development is one of the main functions of the Commission. The Commission has its own fund called 'Fund of the Commission'. All sums, which may be paid to the Commission by the Central Government and all the receipts of the Commission shall be carried to the fund and all payments by the Commission shall be made therefrom.

The UGC Act empowers the Commission to allocate and disburse funds, out of the fund of the Commission, to Universities, Colleges and other Institutions of higher education in the form of Maintenance (Non-Plan) and Development (Plan) grants through various programmes / schemes of the Commission to maintain and improve standards in the higher education sector.

The budget for the year 2005-2006 was as given in the **Table 1.1**

Table 1.1 : Budget for the year 2005-2006

(Rs. in Crores)

S.No.	Budget head	Plan allocation		Non-Plan allocation	
		BE	RE	BE	RE
1.	General	785.40	786.30	1218.35	1389.61
	Total	785.40	786.30	1218.35	1389.61

The details of the Plan and Non-Plan grants received from Central Government and grants released to universities/institutions during 2005-2006 have been as given in the following **Tables 1.2, 1.3 & 1.4.**

Table 1.2 : Grants received during 2005-2006

(Rs. in Crores)

S.No.	Budget head	Plan Grants Received	Non-Plan Grants Received
1.	General	786.30	1389.61
	Total	786.30	1389.61

Table 1.3 : Plan Grants Released during 2005-2006

(Rs. in Crores)

S.No.	Type of Institutions	Plan Grant	Percentage of Total Plan Grant
1.	State Universities	266.89	33.00
2.	Colleges of State Universities	213.99	26.46
3.	Central Universities	222.73	27.54
4.	Inter-University Centres	59.09	7.31
5.	Institutions Deemed to be Universities	29.35	3.63
6.	Miscellaneous	1.62	0.20
7.	Colleges of Central Universities	15.07	1.86
	Total (Plan)	808.74	100

Table 1.4 : Non-Plan Grants Released during 2005-2006

(Rs. in Crores)

S.No.	Type of Institutions	Non-Plan Grant	Percentage of Total Non-Plan Grant
1.	Maintenance to: a) Central Universities b) Colleges of Delhi and BHU c) Institutions Deemed to be Universities	878.65 315.24 83.11	63.32 22.68 5.98
2.	Teachers Awards, Research Fellowships, Scholarships etc.	46.46	3.35

S.No.	Type of Institutions	Non-Plan Grant Non-Plan Grant	Percentage of Total
3.	Inter-University Institutions/Centres	20.00	1.44
4.	State Universities	9.10	0.65
5.	Specific Grant for State Universities	4.35	0.31
6.	Non-University Institutions	6.75	0.49
7.	UGC Establishment Expenses	26.16	1.88
	Total (Non-Plan)	1389.82	100

1.6 JOINT CADRE REVIEW COMMITTEE (JCRC) FOR CENTRAL AND DEEMED TO BE UNIVERSITIES

The Commission in its meeting held on 23rd January, 2003 approved the composition of the Joint Cadre Review Committee as under:

1. Professor. A. K. Gupta, *(Convenor)*
Member of the Commission
2. Shri S. Shafiq Ahmad,
Finance Officer
Aligarh Muslim University, Aligarh
3. Shri S. K. Bandopadhaya,
Registrar,
Tata Institute of Social Sciences,
Mumbai
4. Financial Adviser, UGC
5. Financial Adviser,
Ministry of Human Resource Development or his nominee
(Represented by Shri D. Sudhakaran, Deputy. Secretary (Finance), MHRD)
6. Joint Secretary,
Department. of Personnel & Training or his nominee
(Represented by Shri Ranbir Singh, Under Secretary, DOPT)
7. Dr. Tilak R.Kem *Member Secretary*
Additional Secretary
University Grants Commission

The terms of reference of the JCRC are as under:-

- To rationalize the pay scales of non-teaching staff (Group B, C and D) of Central Universities and UGC maintained Deemed Universities with reference to the Central Pay Scales accepted by the Government.
- To remove existing anomalies in universities and to make them consistent with the Central Pay Scales accepted by the Government of India.
- To suggest ways and means to improve the functional efficiency of non-teaching staff of Central/UGC maintained Deemed Universities.

- To identify, if any, the disparities or distortions in the pay scales of different categories of non-teaching employees in the Central/ UGC maintained Deemed Universities.
- To evolve uniform cadre structure, and rationalization of pay scales, duties, qualification of the posts of non-teaching staff (Group 'A' Officers) which are not covered under the Pay Review Committee of teaching staff.
- To lay down norms or guidelines for determining the number of posts at different levels in the hierarchy so that there is an optimum ratio between the posts at higher levels to those at the lower level to ensure efficiency.
- To recommend the optimum ratio of teaching/ non-teaching staff to be maintained in the organization based on the conditions and environment under which the organization is working.

Modalities adopted by JCRC

On the basis of verified data available in respect of 9 Central Universities, the Committee has developed 24 tentative cadre structures to meet the diversified requirement of the university system. These cadre structures have been classified into 6 groups for critical examination, and for developing detailed uniform service conditions like cadre recruitment rules, promotional avenues, nature of duties, qualifications etc. Under each cadre structure, rationalization of designation and pay scales for a number of posts, isolated posts, redundant posts as per the needs of the institutions have been worked out.

- **Sub-group of JCRC**

- **Group-1**

- Administrative/Ministerial Services
 - Secretarial Services
 - Security Services
 - Photography/Reprography Services
 - Sanitation Services
 - Transport Services
 - Guest House/Hostel/Canteen Services
 - School Teachers
 - Sports/Games Services
 - Official Language Cell
 - Music

- **Group-2**

- Library Services
 - Press/Publications
 - Museum/Archives Services

- **Group-3**

- Technical/ Laboratory Services
 - Engineering Services
 - Workshop Services
 - University Science Instrumentation Centre
 - Information and Communication Technology (ICT) Services
 - Research/Statistics

- **Group-4**
 - Medical Services
- **Group-5**
 - Horticulture/Gardens
 - Agricultural / Veterinary Services
- **Group-6**
 - Religious Services
- While evolving the cadre structure and rationalization of designation and pay scales, the category of posts have been reduced from 600 to 360. Out of 360 categories of posts, 235 have been put into general cadre structure whereas 98 have been identified as isolated posts and the remaining 27 posts have been identified as redundant posts in today's context.
- On the basis of the information received in respect of various categories of posts in Central/ UGC maintained Deemed Universities, the Committee 2003 is preparing Model Cadre and Recruitment Rules and service conditions for non-teaching employees (Group A, B, C & D) for consideration of the Commission and subsequent approval by the Government. of India.
- JCRC has proposed that a Planning and Monitoring Cell should be established in UGC for Central Universities, UGC maintained Deemed Universities and Delhi Colleges for continuous monitoring of these institutions in order to ensure that anomalies/ disparities of pay scales are not created in future.
- Besides above, the Committee has taken note of various instructions issued by the Govt. of India / MHRD / UGC with regard to anomalies in pay scales of non-teaching staff among Central and UGC maintained Deemed Universities and has framed guidelines to resolve the disparities of pay scales among Universities.
- The Interim Report thus prepared by JCRC is under consideration of MHRD.
- The Joint Cadre Review Committee (JCRC) has developed 24 generic cadre structure as indicated in its interim report. As a future course of action, UGC has constituted various sub-groups of Experts for critically examination of these generic cadre structures developed by JCRC and to frame detailed service conditions like cadre recruitment rules, nature of duties, promotional avenues within the cadre etc. for different categories of posts.
- Sub-group on library services cadre has already finalized its report which is being placed before the JCRC for perusal and further consideration. In addition to above, the task relating to 13 more generic cadres in the second phase is almost complete and likely to be finalized by the respective sub-groups in the next ensuing meetings. The reports thus prepared by Sub-groups will be placed before JCRC for consideration.

1.7 NEW INITIATIVES OF UGC

● Promotion of Entrepreneurship and Knowledge-based Enterprises

Higher Education Institutions have to play a more proactive role in promoting entrepreneurship and knowledge-based enterprises. In this context, UGC has partnered with National Science & Technology Entrepreneurship Development Board (NSTEDB) under the Department of Science & Technology (DST), Govt. of India to promote entrepreneurship, technology commercialization, technology business incubation and knowledge processing parks in the country.

As a part of this initiative, UGC shall create awareness and build capacity amongst students of entrepreneurship skills and provide forward and backward linkages through an organized institutional support for converting their



Hon'ble Minister for Human Resource Development, Shri Arjun Singh, giving away the certificate to an awardee at the award ceremony of Single Girl Child Indira Gandhi Scholarships and Merit Scholarships. The function was held on 19th November, 2005 at Vigyan Bhawan, New Delhi. Also seen in the picture from left to right are - Prof. V.N. Rajasekharan Pillai, acting Chairman, UGC; Shri Ashok Gunguly, Chairman, CBSE and Shri Sudeep Banerjee, Secretary, Education, MHRD.



Meeting of the User Feedback Committee for UGC, Eastern Regional Office, Darbhanga Hall, University of Calcutta, 10.02.2006. Prof. S. Pradhan, Utkal University, presenting his views. On the dais, L to R : Prof. R.P. Sinha, Vice-Chancellor, L.N. Mithila University, Prof. P.C. Tripathy, Vice-Chancellor, Sambalpur University, Prof. Asis Banerjee, Vice-Chancellor, University of Calcutta, Dr. Shivajirao Kadam, Member, University Grants Commission, Prof. Subimal Sen, Vice-Chairman, West Bengal State Council of Higher Education, Prof. Salil Kumar Roy, Pro-Vice-Chancellor, Ranchi University.



INFLIBNET Awareness for Colleges, Meghnad Saha Auditorium, University of Calcutta, 08.11.2005.

A section of the audience.



INFLIBNET Awareness for Colleges, Meghnad Saha Auditorium, University of Calcutta 08.11.2005.

L to R : Shri Manoj Kumar K. Scientist D, INFLIBNET, Ahmedabad, Dr. R. Banerjee, Deputy Secretary, UGC, ERO, Dr. T.A.V. Murthy, Director INFLIBNET, Ahmedabad, Prof. A.N. Basu, Vice-Chancellor, Jadavpur University, Shri Kanti Biswas, Hon'ble Minister, Education Deptt., Govt. of West Bengal, Prof. Subimal Sen, Vice-Chairman, West Bengal State Council of Higher Education, Prof. Suranjan Das, Pro-Vice-Chancellor (Academic), University of Calcutta and Member, University Grants Commission.

aspirations into real enterprises. This would be done through a ‘Hub and Spoke’ Model, wherein existing Entrepreneurship Development Cells (EDCs) and other institutions related with entrepreneurship shall be linked to a number of Network Institutions in Universities/Colleges throughout the country. Other activities under this shall be – learning material development, faculty training and development, providing space in curriculum in higher education programs, organizing awareness camps etc. with focus on entrepreneurship. A large number of institutions would be covered through this approach.

The UGC will also facilitate the DST in setting up of more of the EDCs on an accelerated basis. A new model of EDC with a component for providing training and hands on experience to students in the area of Business Process Outsourcing (BPO) shall also be evolved in partnership with NASSCOM and supported jointly with the DST. It will also help the DST in setting up of new Technology Business Incubators and Science and Technology Entrepreneurship Parks (STEPs) in higher education institutions. In view of huge business opportunities in the area of e-content development, Content Development Industry Incubators are also proposed with private partners having expertise in this field. Promoting entrepreneurship through institutions of higher learning is the only way to ease pressure on the already tight job markets and create new opportunities for the large population in this country.

● **Protection of Intellectual Property Rights (IPRs)**

The university system plays an important role in creation of new knowledge. Earlier knowledge produced in universities used to be in public domain. Publication in scholarly journals was the norm. Now that knowledge is the new currency of economic power. It is the source of primary competitive advantage, universities zealously guard their knowledge base. The economic returns from protected knowledge motivates new knowledge creation and therefore fuels innovation. This is a paradigm shift in knowledge creation through universities. Trend world over is to protect new knowledge as Intellectual Property (IP) with private ownership. IP takes various forms such as patents, designs, trade marks copyrights, geographical indications, integrated circuits and trade secrets. Now, there is a framework for protection of rights emanating from intellectual property both globally and at the national level.

It is now important that higher education institutions protect their intellectual property properly. This being a new development, most universities do not have expertise and processes in place to enable their researchers to protect their IPRs. Therefore, there is a need for creating an awareness, putting in place an enabling policy environment, proper structures and processes and also provide financial support to enable researchers to protect their IPRs. This initiative of the UGC shall dovetail with all existing initiative/ongoing activities of various agencies and shall have strong linkages with patent/copyright offices. To promote IPR awareness and to facilitate protection and management of IPRs from the University system, the UGC has constituted an expert committee on IPR. The various issues relating to IPR discussed and deliberated by the Expert Committee are being put up for approval of the Commission for establishing new IPR Centres in selected universities.

● **Promotion of Indian Higher Education Abroad**

Promoting Indian Education abroad is regarded as a strategy to promote quality of our education by the UGC, as a means of creating multi-cultural ambience on Indian Campuses that promotes diversity and international goodwill. With the cost advantage in our favor, there is a distinct possibility of getting larger number of international students to India. This would require positioning of Indian Higher Education as a distinct brand and proper strategy and action plan.

This would involve four distinct steps :

- (1) Evolving Country Specific strategies with a view to create a fit between what is required in a particular country’s context and what we are able of offer;
- (2) Information dissemination and promotion to bring credible and an up to date information to International students and evolve a communication strategy with focus on uniqueness of Indian education;
- (3) Simplification and harmonization of procedures for admission and visa etc.,

- (4) Managing expectations with a view to provide good experience to students already here.

Under the PIHEAD initiative, the UGC has embarked upon a focused nationally coordinated program to attract international students and to promote Indian Institutions to offer programs abroad. UGC has constituted a Standing Committee (SC) to advise and steer the PIHEAD Initiative.

Under its PIHEAD Initiative, the UGC participated in NAFSA Conference at Baltimore, Maryland, USA in May 2004 to promote short-term India-centric programs for students in the developing countries. The UGC also organized education fairs in East Africa (Ethiopia, Tanzania, Kenya) in June 2004 with the assistance of FICCI to attract students in regular programs from developing countries. In continuation to this, the UGC delegation again participated in the NAFSA conference held at Seattle USA. Not only these events are very successful but also given the UGC invaluable experience in promoting Indian education abroad. Based on this experience, several activities and events are being planned by the UGC.

● **Training and Development of Academic Administrators**

Within the context of globalization and developments in technology, higher education is undergoing unprecedented changes. In addition to questions of access and equity, institutions of higher education are called upon to cut costs, improve quality and compete in an environment of cross-border educational provision. Academic administrators have to respond to these challenges and steer the course of their institutions to provide world class education and training to their students. The UGC proposes to address this issue by creation of a structured system to impart training and development opportunities to the staff, administrators and senior functionaries in the various universities and colleges with the broad goal of attaining excellence in academic governance. For this, guidelines have been prepared and are being considered by the expert committee for implementation of the scheme “Training and Development of Academic Administrators in Central and Deemed to be universities.

● **Comprehensive Computerization Initiative**

With a view to enhance its efficiency and bring transparency in its working, UGC has undertaken a Comprehensive Computerization Initiative. Under this initiative, computing and networking infrastructure in UGC offices is being strengthened. A new and comprehensive Website of UGC – www.ugc.ac.in is content rich, aesthetically designed and interactive website and this would bring a new culture of working both within the UGC and in its interface with higher education institutions.

For sharing information internally, an Intranet is being put in place. The UGC has taken up digitization of all Commission agenda and minutes and the same would be made available on its Intranet. Work on modernization and automation of UGC Library has been initiated to transform it into Knowledge Resource Centre on Higher Education. Work on creation of a National Doctoral Thesis Database has also been initiated with a view to promote quality research in the country. With a view to address problems of mal-practices – such as fake certificates, facilitate statistics collection and compilation, planned development of manpower, a Committee is exploring possibility of providing a framework of assigning unique enrolment numbers that could specifically identify students in the higher education system.

● **Introduction of e-governance in UGC**

E-governance is the public sector’s use of Information and Communication Technologies (ICT) with the aim of improving information and service delivery, encouraging citizen in the decision making process and making Government accountable, transparent, less corruptive and effective.

On request from UGC, the National Institute for Smart Government (NISG), Hyderabad – an institution of excellence in the area of e-governance with focus on developing appropriate architectures and standards, providing high level consultancy services and capacity building at the national level – gave presentation on “e-governance in UGC” on 24th March, 2006. All the senior officers of Joint Secretary level and above were present. Pursuant to the

detailed discussions that the NISG team had with the Senior Officers of the UGC, a detailed commercial proposal for providing consultancy services to UGC is submitted. The proposal is under consideration of the Commission.

1.8 HIGHLIGHTS OF THE YEAR

● Specification of Degrees

The UGC specifies degrees by notification in the official gazette with the prior approval of the Central Government as per provisions contained in Section 22 of its Act. The Commission has so far specified 144 degrees. Subsequent to this, the Expert Committee constituted by the Chairman, UGC had recommended specification of 2 more degrees under the provisions contained in Section 22 of the UGC Act which are as follows :

- (i) MHMS - Master of Homeopathic Medicine & Science
- (ii) B.Nat (Yogic Science)

The Committee has also recommended to de-specify eight more degrees. The nomenclature of the 8 degrees recommended for de-specification are as follows :

S.No.	Abbreviation of Degree	Expansion of Degree
1.	AMBS	Ayurvedacharya Bachelor of Medicine & Surgery
2.	B.S.Sc.	Bachelor of Sanitary Science
3.	Bhasha Parveena	Bhasha Parveena
4.	BPP	Bachelor of Physical Planning
5.	BT	Bachelor of Training
6.	D.Ay.M.	Doctor of Ayurvedic Medicine
7.	D.Hy.	Doctor of Hygiene
8.	Granthalaya	Granthalaya

The Commission in its meeting held on 10th February, 2005 had approved the above recommendations. With the specification of above 2 degrees and despecification of 8 degrees the total degrees so far specified by UGC comes to 138 degrees.

● Plan Budget

The X plan outlay for UGC as intimated by the M/HRD is Rs.3294 crores out of this the ministry allocated Rs.559.67 crores in the 1st year of the Plan period and Rs.516.75 crores for the 2nd year and Rs.541.75 crores for 3rd year of the Plan i.e. 2004-05. Subsequently the Ministry released a sum of Rs.566.75 crores during the year 2004-05 as plan grants and also released a sum of Rs.153.00 crores under National Common Programme “earmarked allocation” for specific activities in North Eastern Region and setting up of Faculty of Engg. And Management in North Eastern Universities etc. During 2005-06, the Ministry of Human Resource Development had allocated an amount of Rs.785.40 including Rs.76.58 crores for North Eastern Region under plan.

● Seminars by UGC-Regional Offices

Seminars/Meetings conducted by SERO, UGC, Hyderabad during 2005-06

i. Seminar on Cluster Colleges

UGC-SERO, Hyderabad conducted a One Day Seminar on “Cluster of Colleges for Academic Cooperation and Excellence” on 12th May, 2005 at Osmania University, Hyderabad.

Prof. Dr. B.H. Briz Kishore, F.I.E., Member-UGC, Chairman, National Council of Rural Institutions, Prof. K.C. Reddy, Chairman, State Council of Higher Education, Andhra Pradesh, Dr. Latha Pillai, Adviser, NAAC, Bangalore, Prof. Muthukumaran, Member Secretary, Tamil Nadu State Council of

Higher Education and Prof. Modh. Suleman Siddiqi, Vice Chancellor, Osmania University, Hyderabad have participated in the Seminar.

ii. Seminar on Networking of College Libraries

UGC-SERO, Hyderabad conducted a two-day seminar on “Networking of College Libraries through INFLIBNET” in P.B. Siddhartha College of Arts and Science, Vijaywada on 20th and 21st August, 2005. Nearly 200 representatives from 75 colleges located in the state of Andhra Pradesh have participated.

Prof. V.N. Rajasekharan Pillai, Vice-Chairman, UGC, Prof. K.C. Reddy, Chairman, A.P. State Council of Higher Education, Dr. T.A.V. Murthy, Director, INFLIBNET, Ahmedabad and Prof. V.Bala Mohan Das, Vice-Chancellor, Acharya Nagarjuna University participated in the seminar.

iii. Seminar on Networking of Colleges Libraries through INFLIBNET

UGC-SERO, Hyderabad conducted a two-day seminar on “Networking of College Libraries through INFLIBNET in P.S.G. College of Arts and Science, Coimbatore on 16th and 17th December, 2005. 150 representatives from 75 colleges from the various colleges in Tamil Nadu, Pondichery have participated in the seminar.

Dr. T.A.V. Murthy, Director, INFLIBNET, Ahmedabad, Prof. Muthu Kumaran, Member Secretary, Tamil Nadu State Council for Higher Education, Chennai, Vice-Chancellor, Bharathiar University, Coimbatore, Dr. Victor, Former Director Collegiate Education, Chennai, Dr. G.D. Sharma, Director, CEC, New Delhi, Mr. K. Manoj Kumar, Scientist-D, INFLIBNET have also participated in the seminar.

iv. User’s Feedback Committee Meeting

UGC-SERO, Hyderabad conducted the User’s Feedback Committee Meeting on 04-02.2006 at Osmania University, Hyderabad with the approved Committee Members. Prof. K. Ramamurthy Naidu, Member UGC, Prof. V.S. Prasad, Director, NAAC, Dr. M.D. Christopher, Secretary, A.P. State Council for Higher Education and Prof. A. Manju Latha, Vice-Chancellor, P.S. Telugu University, Hyderabad attended the meeting.

Deans of College Development Councils of universities of Andhra Pradesh and Tamil Nadu states nominated Professors, Principals and selected students have participated in one day User’s Feedback Committee Meeting on the following themes :

- Scope of the various schemes under operation and the impact thereof in the region.
- To receive valuable inputs for fostering research and value aided teaching and other matters connected with Higher Education.
- To identify and suggest need based requirements of the colleges so as to improve ways and means to bring about qualitative changes in Higher Education.
- To establish linkages between the UGC and the Academia, Industry, State Administration and other bodies of the region.
- To discuss measures for strengthening of the regional office.

Workshops organised by the Eastern Regional Office, UGC, Kolkata

● **Widening the Landscape of Higher Education: INFLIBNET Awareness for Colleges.**

A one-day workshop was organised by the Eastern Regional Office, UGC on 8th November, 2005 at the University of Calcutta for selected colleges in West Bengal and Sikkim to discuss the scope, limitation, advantages, disadvantages, merits, demerits, criticisms and suggestions regarding the concept of INFLIBNET and Information and Communication Technology as a whole. The workshop was graced by Shri Kanti Biswas, Hon’ble Minister, Education Department, Govt. of West Bengal , Prof. Subimal Sen, Vice-Chairman, West Bengal State Council of Higher Education.

- **Interactive Session for the Coordinators of Gandhian Studies Centres.**

The Eastern Regional Office, UGC and Gandhian Studies Centre, University of Calcutta organised a one-day Interactive Session for the Directors/Coordinators of Gandhian Studies Centres on 6th February, 2006 at the Ramakrishna Mission Institute of Culture, Kolkata. The session was organised to enable the UGC to gain new insights for organising the Gandhian Studies Centres in an effective manner.

Representatives from all over India attended the session and presented concept papers.

- **Meeting of the User Feedback Committee for the UGC, Eastern Regional Office.**

The University Grants Commission has constituted a User Feedback Committee for each Regional Office to initiate a comprehensive academic review and impact analysis of its existing schemes. The first meeting of the User Feedback Committee for the UGC, Eastern Regional Office was held on 10th February, 2006 at the University of Calcutta. The meeting was presided over by Dr. Shivajirao Kadam, Member, University Grants Commission and Pro-Vice-Chancellor, Bharati Vidyapeeth.

The meeting was attended by Vice-Chancellors, University Professors, Coordinators/Directors of College Development Councils, Inspector of Colleges, Principals, representatives from State Government and Industry.

The following suggestions have been emerged from the discussions:

- UGC Awareness
- Grant
- Special Packages
- Links with the Industry
- Value-added Education and New Courses
- Research and Regional demands

The Problem Areas were indicated with possible solutions. It proved to be a very useful exercise and the presence of sectors other than the academia added different dimensions to the discussions.

Decisions, Approvals and Resolution of the Commission

- While ratifying the decision taken by the Standing Committee on PIHEAD in its meeting on March 2, 2005, particularly on participation in the Education fairs/events abroad and delegation for NAFSA conference at Seattle (USA), it was suggested that the UGC may work out a scheme for supporting institutions for taking up PIHEAD activities and explore the possibility of providing support to them.
- Agreed to increase the joining period for availing Junior Research Fellowship from the existing one year to two years.
- Ratified the decision of the Chairman on the action taken so far and in principle approved the concept of the Unique Identification Numbers in universities/colleges in the country.
- Agreed to the proposal of the UGC to extend special scheme of Visiting Faculty positions for Kashmiri displaced migrant teachers for a further period of one year w.e.f. 01.04.2005 pending their absorption.
- Approved the extension of the date beyond 31.12.2004 upto 31st December, 2005 for participation in Orientation/ Refresher Courses in respect of eligible teachers for the purpose of promotion/placement under Career Advancement Scheme.
- Accorded in principle approval for the UGC Guidelines for Awareness Building, Protection and Management of Intellectual Property Rights in the University System in the Country and authorized the Chairman to finalize the Guidelines after incorporating inputs received from various experts. The Commission also decided that

during the current year, the UGC might support establishment of five IPM Cells in five universities located in different regions.

- Approved the implementation of the following schemes :
 - (a) Single Girl Child Scholarship for Post Graduate Students (Indira Gandhi Scholarship)
 - (b) Post-Graduate Merit Scholarship for 1st and 2nd rank holders in University Degree Examination
 - (c) Establishment of Rajiv Gandhi Chairs in ten Universities
- Resolved to establish a cell for coordination of the activities of the minority education institutions and for focused implementation of the various plan and non-plan schemes for Minorities Education. This cell will be advised by the Commission's Standing Committee on Minorities Education.
- This was approved for implementation by the UGC w.e.f. 2005-06 the recommendation of the Task Force for Basic Scientific Research in Universities. Further decided that a similar exercise for Humanities and Social Sciences may also be conducted and the Chairman was authorized to appoint a Task Force for the same.
- Approved in principle the implementation of the recommendations of the sub-committee of CABE on Autonomy and authorized the Chairman for its implementation after due consultation with representatives of all stakeholders.
- Decided that as per the provisions of UGC Act, 1956, no grant can be sanctioned to private coaching centres by the UGC. The Government may be informed accordingly.
- Decided that the whole issue of knowledge connectivity under PURA programme to be offered by rural colleges may be re-examined in the light of initiatives such as Community Colleges and the UGC may explore the possibility of associating National Council for Rural Institute in working out this programme.
- Approved the holding of the National Conference by UGC on "Promotion of Inclusive Education with focus on Higher Education Opportunities for SC/ST" with a financial assistance of Rs.15.00 lakh.
- Approved the recommendations of the Standing Committee on "University with Potential for Excellence" and approved the following four universities under the scheme :
 - North-Eastern Hill University, Shillong
 - University of Calcutta, Kolkata
 - University of Mumbai, Mumbai
 - Madurai Kamraj University, Madurai
- The Commission desired that the parameters for identification of universities under the scheme may be reviewed after detailed discussions for future.
- Approved the proposal for Commemoration of 150 years of Higher Education in Indian Sub-Continent by the universities/colleges across the country. It was informed by the representatives MHRD that the Government has already constituted a National Organizing Committee with UGC Chairman as Member for Commemoration of 150 years of Higher Education in Indian Sub-Continent. The UGC may prepare a calendar of events with details of logistics and organization giving focus on participation of all regions. Attempts may also be made to get support of these activities from industry and other sectors.
- Decided that a comprehensive database may be created and authorized the Chairman to take steps for bringing reforms and transparency in the functioning of UGC, IUCs, Universities and Colleges.
- Approved the revised guidelines of State Eligibility Test accredited by UGC as under :
 - The nomenclature used for State Level Tests would be known as State Eligibility Test (SET).

- o If accreditation of any State agency is withdrawn, fresh request would be considered after a minimum period of two years.
- o The State Agency may constitute a Coordination/ Implementation Committee if they so desire.
- o The result of SET would be declared with the approval of the Vice-Chancellor on the recommendations of the Steering Committee of SLET if there is no dispute in the Moderation Committee. The presence of UGC representatives in the Moderation Committee is mandatory. In case the SET is being organized by an agency other than the university, the UGC would authorize one of the Vice-Chancellors of the concerned State for approval of the recommendations of the Moderation Committee.
- Agreed to provide relaxation in upper age limit to persons with disabilities in admissions to various courses and further decided that the requirement of facilities for physically handicapped, as per the instructions issued by the Central Government from time to time, may be provided as an inbuilt mechanism in all UGC schemes.
- Approved the action taken by the Chairman for creation of supernumerary posts for displaced Kashmiri Migrant Teachers working in various Universities out of Non-Plan grants, as a special case.
- Approved inclusion of Tribal Religions as one of the Core areas in the syllabus of NET subject “Comparative Study of Religions.”
- Decided that wherever there is no specific percentage of utilization mentioned in the guidelines of the schemes, the next installment may be released on receipt of utilization certificate for 50% of the grant sanctioned in the current financial year. From the next financial year onwards, next installment may be released on receipt of utilization of 70% of the grant sanctioned.
- Decided that the draft regulations for establishing uniform academic calendar in the universities at national level may be circulated to the Universities for their feedback. It may also be placed on the UGC website for having feedback from students, teachers and general public.
- Decided that the Honorarium and Contingency of Emeritus Fellow be enhanced from Rs.10,000/ p.m.and Rs.20,000/- p.a. to Rs.20,000/- p.m. and Rs.50,000/- p.a. respectively. The Emeritus Fellow shall also be eligible to apply for Major Research Project. However, they will be eligible to draw honorarium from one source at a time only.

2. HIGHER EDUCATION SYSTEM: STATISTICAL GROWTH OF INSTITUTIONS, ENROLMENT, FACULTY AND RESEARCH

At the time of independence, there were only 20 universities and 500 colleges in the country. The number of students and teachers in the higher education system was also very small. But, after independence, there has been an exponential increase in all these numbers. It has recorded a eighteen-fold increase and a thirty six times increase in the number of universities and colleges respectively while students enrolment has gone up by nearly forty times.

2.1 INSTITUTIONS

The increase in enrolment of this order would not have been possible without the growth in the number of institutions of higher learning, both universities and particularly colleges. During the period 2002-03 to 2005-06, as many as 55 new universities and 1858 new colleges were established, thus registering 18.3% increase in case of universities and 11.5% in colleges. The increase in the number of colleges, however, has varied across states as shown in the **Appendix:VII**. Relatively speaking, the state of Karnataka accounted for the highest increase with 347 colleges established during X Plan period (1st April, 2002 to 31st March, 2006) followed by Rajasthan (207), Kerala (174) etc. The pace of growth of colleges was also high in the states of Tamilnadu (165), Madhya Pradesh (139), Maharashtra (135), Uttar Pradesh (119) and Gujarat(100). There was a double digit increase in the number of colleges in 11 states and a single digit increase in 9 states and 2 Union Territories.

As many as 439 new colleges have been established during 2005-2006, thus taking the total number of colleges to 18,064 in 2005-2006 as against 17,625 colleges in 2004-2005 registering an increase of 2.5%.

At the end of the financial year 2005-2006, the total number of colleges recognized by the UGC under Section 2(f) of the UGC Act, 1956 had been 6,109 as compared to 5,808 in the previous year. Out of these 6,109 colleges, 584 colleges are not eligible to receive Central Assistance under Section 12(B) of the UGC Act, 1956.

The details are as under :

Position as on	Number of Colleges under Section 2(f)	Number of Colleges under Section 2(f) & 12(B)	Number of Colleges not eligible to receive Central assistance under Section 12(B)
31.03.2005	5808	5386	422
31.03.2006	6109	5525	584

The state-wise number of Colleges included under Section 2(f) and 12(B) of the UGC Act, 1956, as on 31.03.2006, is as under :

S.No.	State/Union Territory	No. of Colleges		Total
		2(f) & 12(B)	Not included under Section 12(B)	
1.	Andhra Pradesh	406	19	425
2.	Arunachal Pradesh	5	—	5
3.	Assam	179	6	185
4.	Bihar	295	11	306
5.	Chhattisgarh	140	2	142

S.No.	State/Union Territory	No. of Colleges		Total
		2(f) & 12(B)	Not included under Section 12(B)	
6.	Goa	18	2	20
7.	Gujarat	344	12	356
8.	Haryana	145	2	147
9.	Himachal Pradesh	46	4	50
10.	Jammu & Kashmir	39	20	59
11.	Jharkhand	82	3	85
12.	Karnataka	484	77	561
13.	Kerala	211	9	220
14.	Madhya Pradesh	379	48	427
15.	Maharashtra	727	98	825
16.	Manipur	46	3	49
17.	Meghalaya	23	5	28
18.	Mizoram	10	3	13
19.	Nagaland	8	2	10
20.	Orrisa	263	17	280
21.	Punjab	210	3	213
22.	Rajasthan	192	20	212
23.	Sikkim	3	—	3
24.	Tamilnadu	280	35	315
25.	Tripura	14	—	14
26.	Uttar Pradesh	454	172	626
27.	Uttranchal	39	7	46
28.	West Bengal	375	2	377
29.	A & N Islands	2	—	2
30.	Chandigarh	18	—	18
31.	D & N Haveli	—	—	—
32.	Daman Diu	1	—	1
33.	Delhi	76	2	78
34.	Lakshydweep	—	—	—
35.	Pondicherry	11	—	11
	Total	5525	584	6109

During 2005-2006, there had been 355 universities and university level institutions including 216 State, 20 Central, 101 Deemed universities, 13 Institutes of National Importance and 5 institutions established under State Legislature. Out of 216 State Universities, 60 State Universities and 2 Institutions out of 5 Institutions established through State Legislature Act are not eligible to receive Central Assistance under Section 12(B) of the UGC Act, 1956 amended from time to time (**Appendices: I & II**). During the reporting year 2005-2006, the following six new State Universities have been included in the UGC list of universities recognized under Section 2(f) and seven universities under section 12(B) of the UGC Act, 1956.

The universities included under Section 2(f) of the UGC Act, 1956 during 2005-2006 :

Karnataka

1. Tumkur University, 1st Floor, Dr. B.R. Ambedkar Bhawan, M.G. Road, Tumkur-572191.

Chhattisgarh

2. Pt. Sunderlal Sharma (Open) University, Bilaspur.
3. Kushabhau Thakre Patrakarita Avam Jansanchar Vishwavidyalaya, Raipur.
4. Chhattisgarh Swami Vivekanand Technical University, Bhilai.

Uttranchal

5. Institute of Chartered Financial Analysts of India (ICFAI) (Private University), C-1/103, Indira Nagar, Dehradun-248006.

Gujarat

6. Shree Somnath Sanskrit University, (Ta)Veraval, (District) Junagarh-362268.

The universities included under Section 12(B) of the UGC Act, 1956 during 2005-2006 :

Kerala

1. Sree Sankaracharya University of Sanskrit, Kalady.

Tamilnadu

2. Periyar University, Salem.

Orissa

3. Fakir Mohan University, Vyas Vihar, Balasore.

Maharashtra

4. Dr. Babasaheb Ambedkar Technological University, Lonere-402103, Dist. Raigad .

Madhya Pradesh

5. Madhya Pradesh Bhoj Vishwavidyalaya, I.T.I. (Gas Rahat) Building, Govindpura, Bhopal-462023.

Karnataka

6. Karnataka State Women's University, Bijapur-586101.

Bihar

7. Jai Prakash University, Dak Bungalow Road, Chapra-841301.

Also, the following **seven** institutions have been notified as Deemed to be universities by the Central Govt. under Section 3 of the UGC Act, 1956.

Arunachal Pradesh

1. North Eastern Regional Institute of Science & Technology, Nirjuli, Itanagar-791109

Kerala

2. Kerala Kalamandlam, Vallathol Nagar, Cheruthuruthy, Thirssu.

Maharashtra

3. Datta Meghe Institute of Medical Sciences, Nagpur-440022.
4. Krishna Institute of Medical Sciences, Karad, Satara.
5. Homi Bhabha National Institute, Knowledge Management Group, Bhabha Atomic Research Centre, Central Complex, Mumbai-400085.
6. D.Y. Patil Educational Society, Kolhapur.

Rajasthan

7. LNM Institute of Information Technology, Engineering Staff Training Institute Campus, Behind OTS, Jhalana Institutional Area, Jaipur-302015 (Raj.).

During 2005-06, the Deemed University viz. Dharm sinh Desai University, Nadiad, Gujarat has been converted into a State University and two state universities viz. University of Allahabad, Allahabad(U.P.) and Manipur University, Imphal (Manipur) have been converted into Central universities . Also, the names of two State Universities of Maharashtra State viz. Amravati University and Nagpur University have been changed to Sant Gadge Baba Amravati University, Amravati-444602 and The Rashtrasant Tukadoji Maharaj Nagpur University, Nagpur-440001 respectively.

The type-wise number of universities and colleges as on 31.03.2006 is indicated in the Table 2.1.

Table .1 Type of Universities/University Level Institutions as on 31.03.2006

S.No.	Type of Institutions	Number of Institutions under Section 2(f) or Section3	Number of Institutions not eligible for Central assistance under Section 12(B) of the UGC Act
1.	Central Universities	20	—
2.	State Universities	216	60
3.	Institutions established through State Legislation	5	2
4.	Institutions Deemed to be Universities	101	—
5.	Institutes of National Importance	13	—
	Total	355	62
6.	Colleges	18064	

Note:

- (a) Out of 216 State Universities, 60 Universities have not been declared eligible to receive central assistance under Section 12-B of the UGC Act (**Annexure-II**).
- (b) Out of five Institutions established under state legislature Act, two are not eligible for Central Assistance under Section 12(B) of the UGC Act (**Annexure-II**).

2.2 STUDENTS ENROLMENT

During the academic year 2005-06, there were 110.28 lakhs (provisional) students enrolled on various courses at all levels in universities/colleges and other institutions of higher education as compared to 104.81 lakhs in the previous year, registering an increase of 5.2 per cent. The trend of students enrolment at the macro level in the last two decades is given in **Appendix:III**. Out of 110.28 lakhs, women students were 44.66 lakhs constituting 40.50 percent. Whereas the comparative trend of total students enrolment and enrolment of women students among states during 2005-06 has been indicated in **Appendix: IV**. The enrolment of women students in terms of absolute numbers, was the highest in the state of Maharashtra (6.25 lakhs) followed by Uttar Pradesh (5.29 lakhs), Tamil Nadu (3.86 lakhs), Andhra Pradesh (3.67 lakhs) etc. In terms of percentages, Kerala accounted for the highest percentage of 61 followed by Goa (59%), Punjab (52%) etc. indicating the dominance of girl students in Higher education in these states.

Stage-wise Enrolment

The enrolment position in the academic year 2005-06 reveals that majority of students in the higher education system were enrolled for a variety of courses at the under-graduate level. The students at this level constitute provisionally 88.91 per cent of the total number of students in colleges and universities put together. The percentage of students enrolled for Master's level courses was 9.42 per cent while a very small proportion i.e. 0.64 per cent of the total number of students was doing research. Similarly, only 1.03 per cent of the total number of students was enrolled in diploma/certificate courses (**Appendix:V**).

Most of the students in the higher education system were enrolled in affiliated colleges. About 90.30 per cent of all the under-graduate students and 66.58 per cent of all the post-graduate students were in the affiliated colleges, as compared to the total enrolment in UG & PG levels while the remaining were in the universities and their constituent colleges. In contrast, 90.73 per cent of the research students were in the universities. In diploma/certificate courses too, university departments/university colleges together had an edge over the affiliated colleges. However, the fact that majority of the total number of students enrolled in the affiliated colleges where the foundations of higher education are being laid, demands greater financing of this sector particularly with reference to promotion of relevance, access and equity, quality and excellence. It may also be noted that the stage-wise distribution of students, in terms of percentages, has remained virtually unchanged during the last one decade.

Faculty-wise Enrolment

The distribution of students, across various faculties, during the academic year 2005-06 was as under:

Out of the total enrolment of students (110.28 lakhs), 45.13% students were in the faculty of Arts, followed by 20.45 in Science and 18% in Commerce/ Management. Thus, 83.59% of the total enrolment was in the three faculties of Arts, Sciences and Commerce / Management while the remaining 16.41% was in the professional faculties indicating the highest percentage in Engineering./Technology followed by Medical courses . In a country like India, where Agriculture and allied occupations are the main occupations, the enrolment in Agricultural Courses has been just 0.58 percent and in Veterinary Science, it is miniscule 0.15 percent. Thus, it is evident from the faculty-wise distribution of enrolment, there is a need for policy change which may rationalize and reduce the disparity (**Appendix:VI**).

2.3 FACULTY STRENGTH

In the academic year 2005-2006, the total number of teachers in universities and colleges was 4.88 lakhs as compared to 4.72 lakhs teachers in the previous year. Out of 4.88 lakhs teachers, 83.85% teachers were in Colleges and the remaining 16.15% in University Departments / University Colleges (**Appendices: VIII & IX**).

The category-wise position of teachers, in terms of percentages, in affiliated colleges and university departments/ university colleges during 2005-2006 was as under:

S.No.	Category	Out of Total Number of Teacher			
		AC	UTD/UC	AC & UTD/UC	Percentage to Total Number
1.	Lecturers	2,10,202	23,260	2,33,462	47.84
2.	Senior Lecturers	61,232	12,059	73,291	15.02
3.	Readers & their equivalent	1,00,520	24,986	1,25,506	25.72
4.	Professors & their equivalent	23,951	16,591	40,542	8.31
5.	Others (T/D/TA etc.)	13,279	1,923	15,202	3.11
	Total	4,09,184 (83.85%)	78,819 (16.15%)	4,88,003	100.00

2.4 RESEARCH DEGREES

The number of research degrees (Ph.Ds) awarded by various universities increased slightly from 17,853 in 2003-2004 to 17,898 in 2004-2005. Out of the total number awarded in 2004-2005, the Faculty of Arts had the highest number with 7532 degrees, followed by the faculty of Science with 5549 research degrees. These two faculties together accounted for 73.09 per cent of the total number of research degrees awarded. It is noted here that there is a slight increasing trend in research sector (academic) in terms of number of research degrees awarded by the Universities (**Appendix-X**).

2.5 GROWTH IN ENROLMENT OF WOMEN IN HIGHER EDUCATION

There has been a phenomenal growth in the number of women students enrolled in higher education, since independence. Women enrolment was less than 10 per cent of the total enrolment on the eve of Independence and it rose to 40.50 per cent in 2005-2006.

The pace of growth has been particularly faster in the last two decades. As the data in Table 2.2 show that the number of women enrolled per hundred men registered almost five-fold increase during the period 1950-51 to 2005-2006.

Table 2.2: Women Students Per Hundred Men Students

Year	Total Women Enrolment (000s)	Women Enrolment Per Hundred Men
1950-51	40	14
2005-2006	4466	68

2.6 DISTRIBUTION OF WOMEN ENROLMENT BY STATE AND FACULTY

(a) State-wise Distribution of Women Enrolment

Distribution of women enrolment by state shows that the percentage increase has been almost static in the enrolment of women as compared to the total enrolment in all the states during 2005-2006 over the preceding year. Among the states, Kerala with 61.00% topped in terms of women enrolment as a percentage of total enrolment of the state followed by Goa (59.20%) , Punjab (51.77%) etc. There were 18 states which had higher enrolment of women than the national percentage of 40.50 per cent. In the rest of the states, the percentage of women enrolled was less than the national level, with Bihar recording the lowest women enrolment of 24.52 per cent only. In absolute numbers, Maharashtra State had been on the top in enrolling women students (6.25 lakhs) followed by Uttar Pradesh (5.29 lakhs) etc. (**Appendix-IV**).

(b) Distribution of Women Enrolment by Faculty

The faculty-wise distribution of women enrolment during 2005-2006 has been shown in **Table 2.3**

Table 2.3: Women Enrolment by Faculty : 2005-2006

S.No.	Faculty	Women Enrolment*	Percentage of total women enrolment
1.	Arts	2278286	51.01
2.	Science	901309	20.18
3.	Commerce/Management	735160	16.46
4.	Education	82627	1.85
5.	Engineering/Technology	185800	4.16
6.	Medicine	162575	3.64
7.	Agriculture	10719	0.24
8.	Veterinary Science	3573	0.08
9.	Law	73248	1.64
10.	Others	33051	0.74
	Total	4466348	100.00

* Provisional

Table 2.3 shows that the women enrolment in the faculty of Arts has been 51.01% of total women enrolment, followed by the faculty of Science (20.18%), the faculty of Commerce (16.46%), etc. constituting 87.65% in these three non-professional faculties. There was not much change in the percentage of women enrolled in any faculty in 2005-2006 as compared to 2004-2005. Also, double digit percentage was recorded only in non-professional faculties of Arts, Science and Commerce/Management and single digit in professional faculties.

2.7 WOMEN COLLEGES

The number of women colleges, as shown in **Table 2.4**, shows that as many as 756 women colleges have been established during the last decade i.e. 1995-96 to 2005-06 and thus resulting in increase of women enrolment in higher education.

Table 2.4: Number of Women Colleges during the decade 1995-1996 – 2005-2006

Year	Number of Women Colleges
1995-1996	1146
1996-1997	1195
1997-1998	1260
1998-1999	1359
1999-2000	1503
2000-2001	1578
2001-2002	1625
2002-2003	1650
2003-2004	1798
2004-2005	1849
2005-2006	*1902

* Provisional

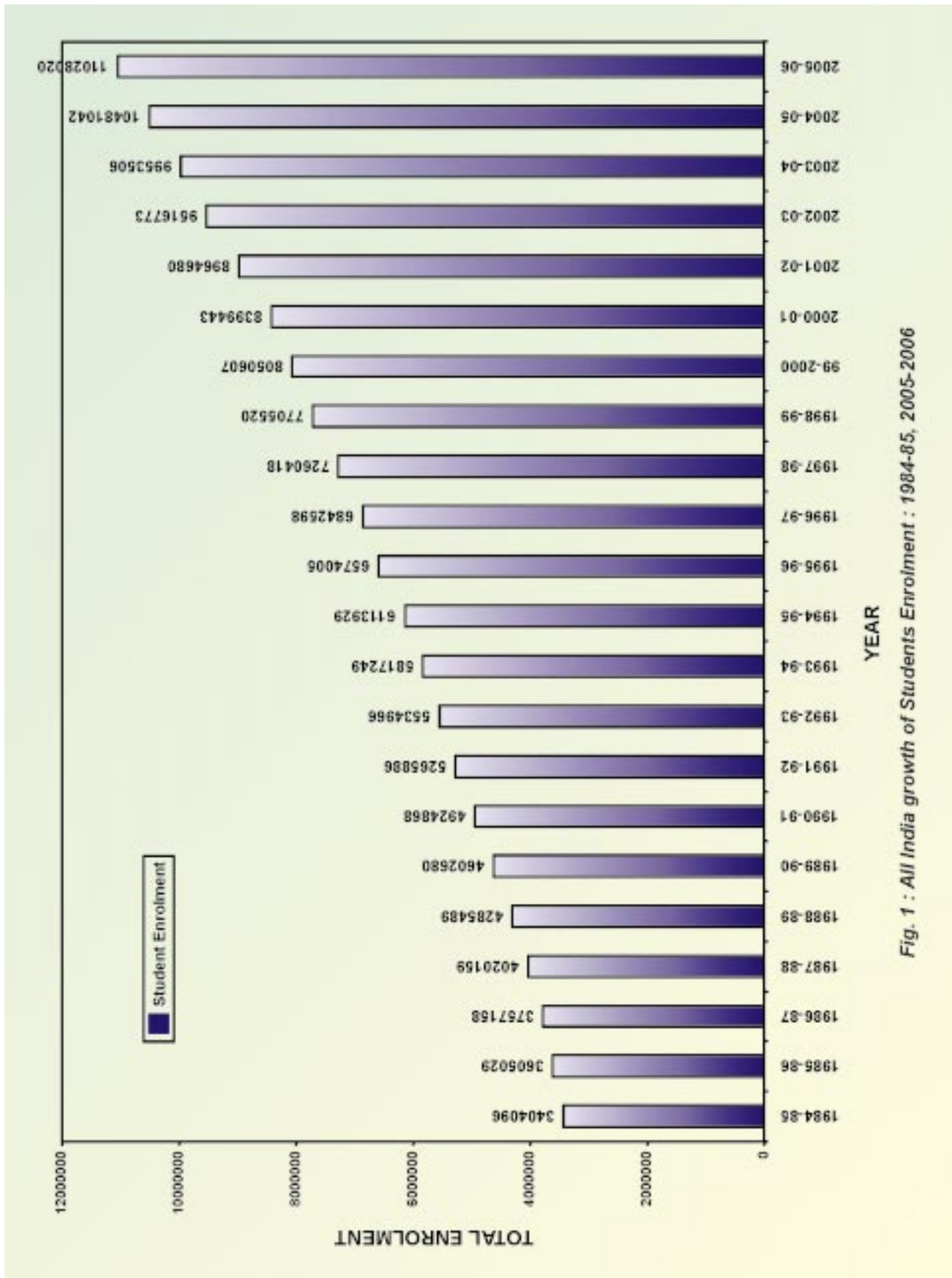


Fig. 1 : All India growth of Students Enrolment : 1984-85, 2005-2006

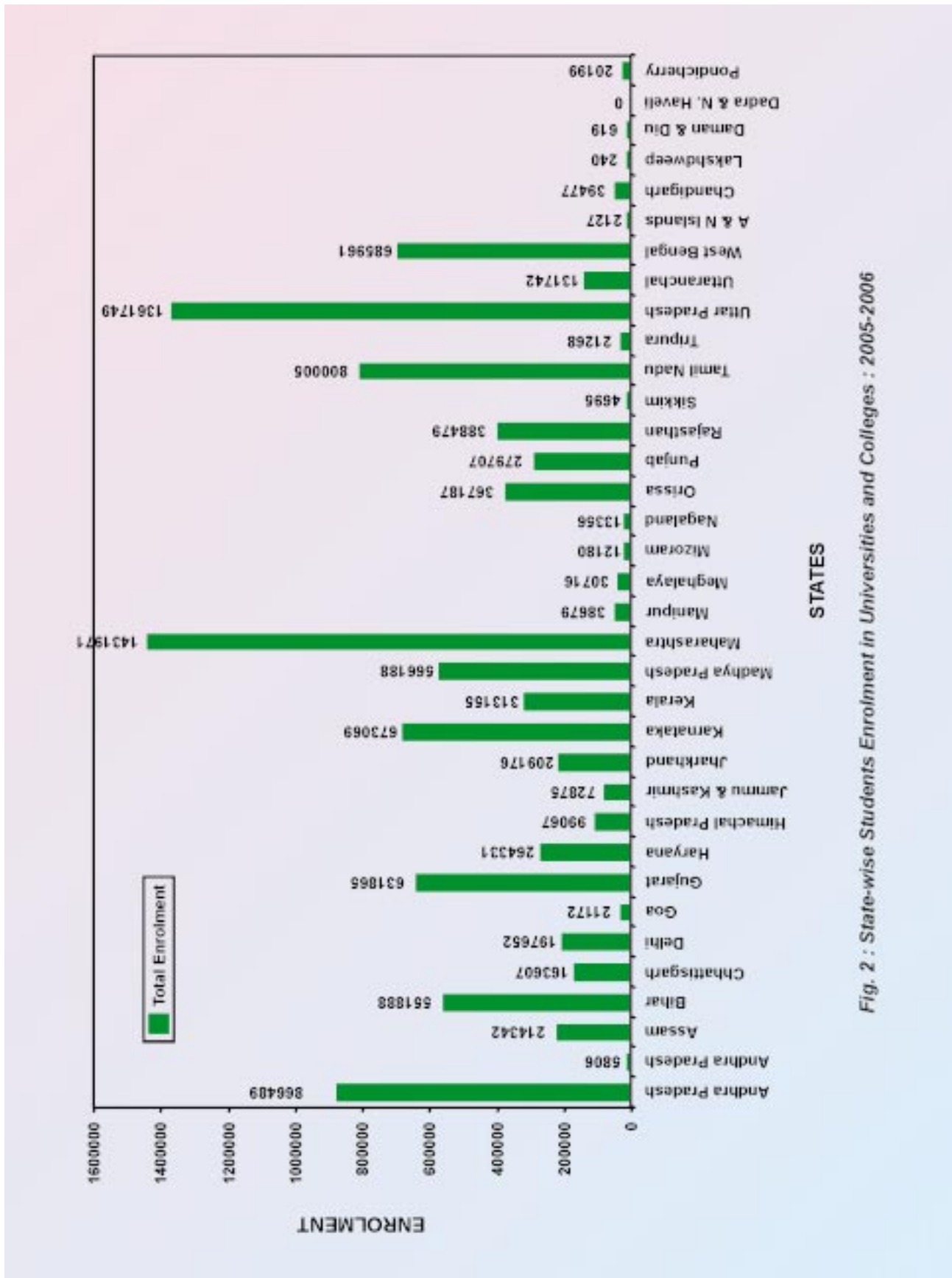


Fig. 2 : State-wise Students Enrolment in Universities and Colleges : 2005-2006

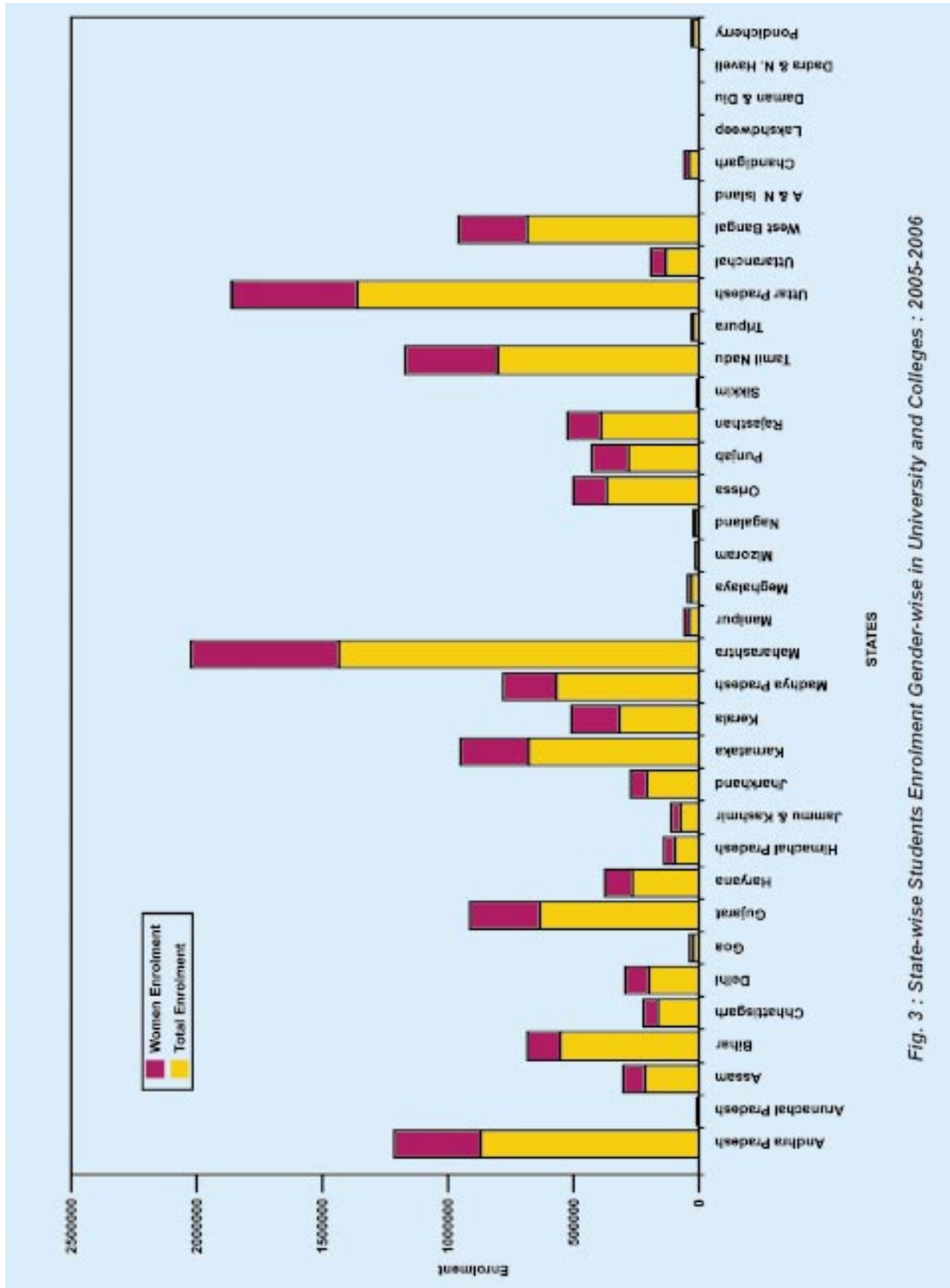


Fig. 3 : State-wise Students Enrolment Gender-wise in University and Colleges : 2005-2006

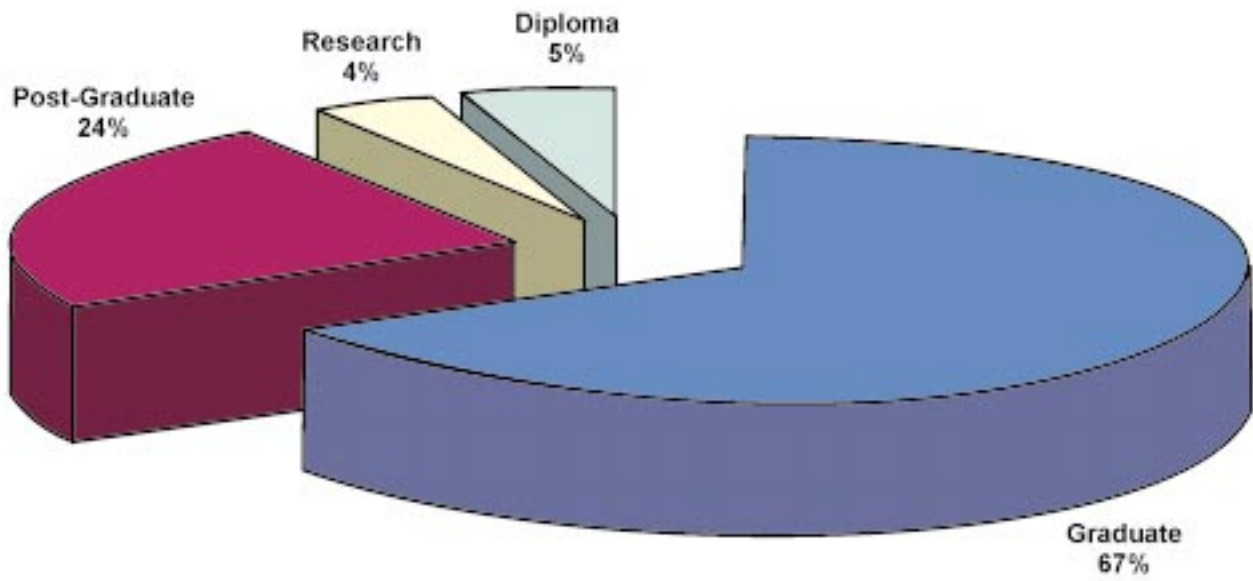


Fig. 4 : Level-wise Students enrolment in UTD/UC : 2005-2006

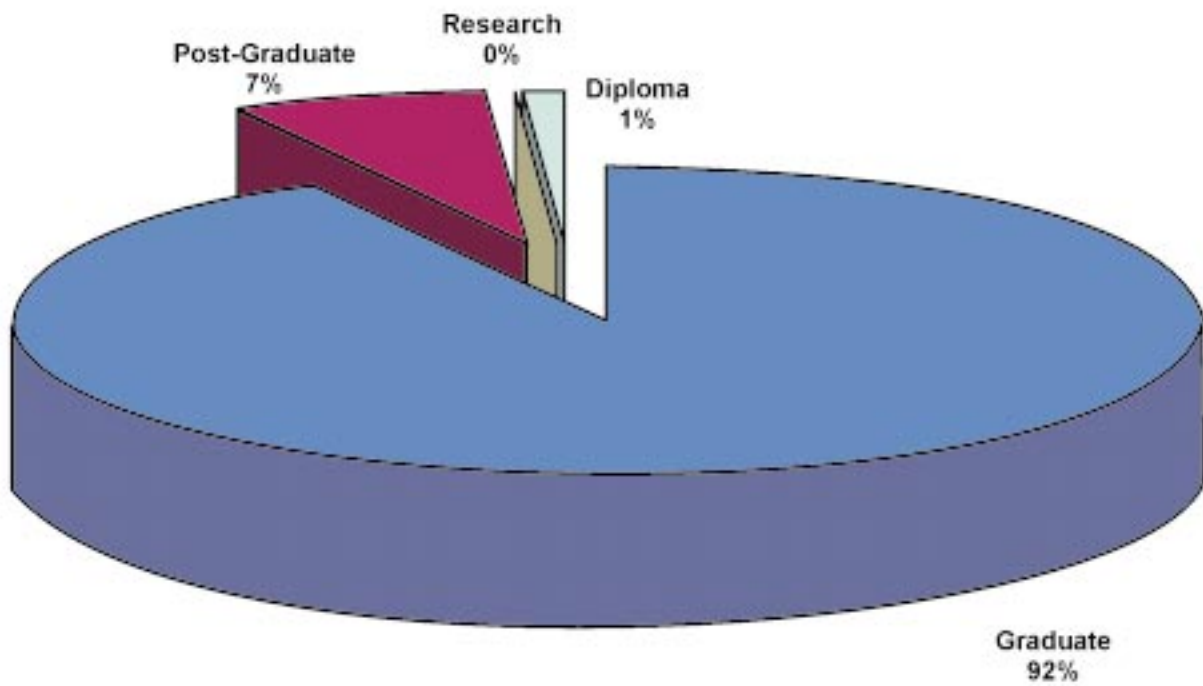


Fig. 5 : Level-wise Students Enrolment in AC : 2005-2006

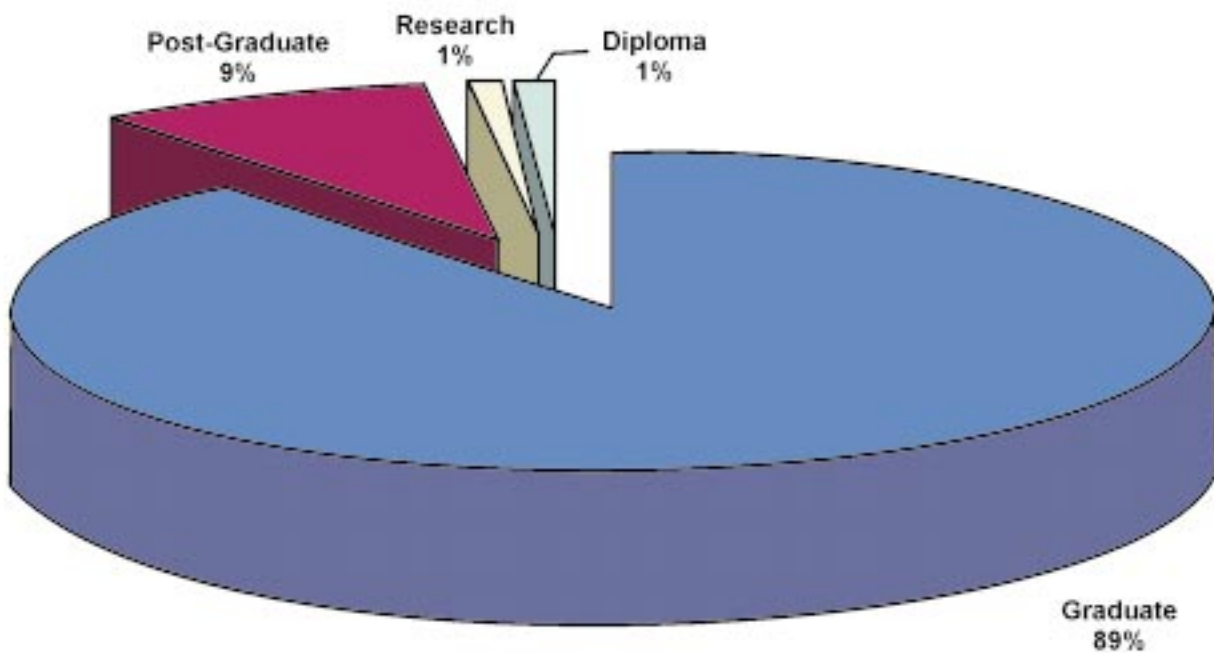


Fig. 6 : Level-wise Students Enrolment in University and Colleges : 2005-2006

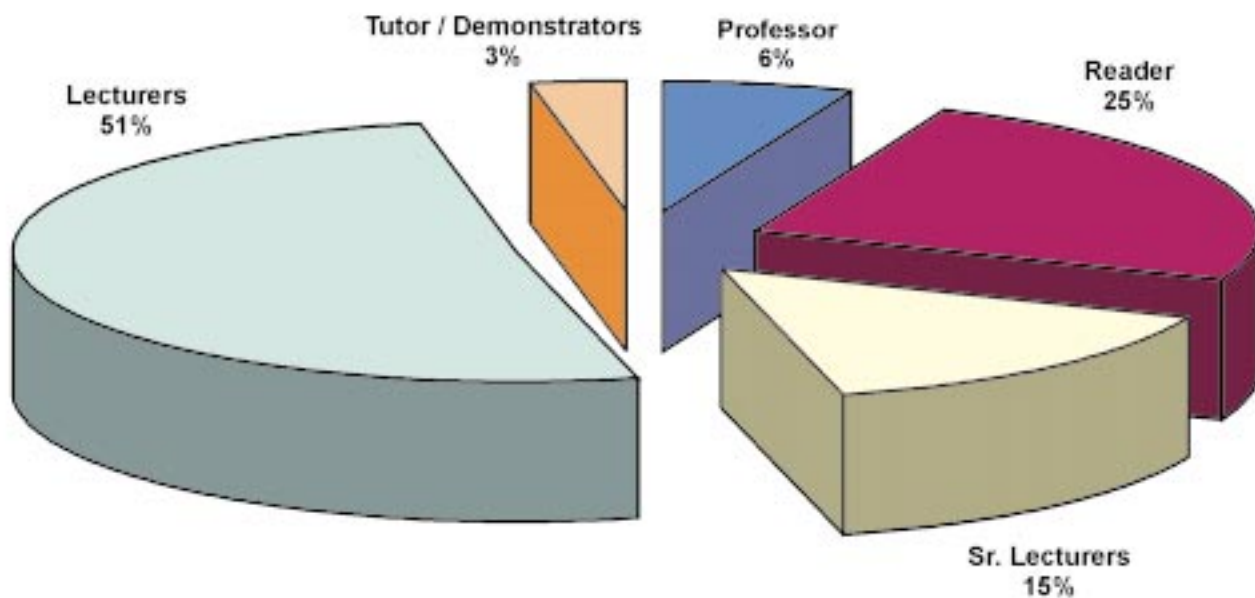


Fig. 7 : Teaching Staff-AC : 2005-2006

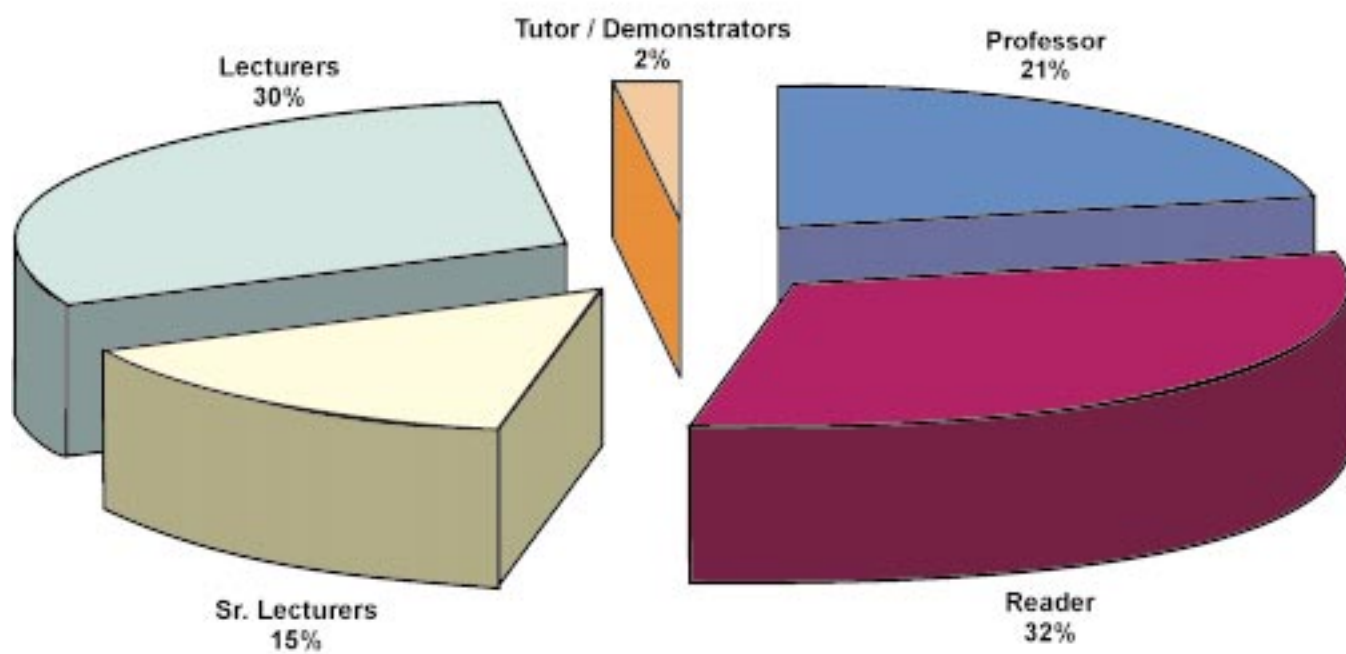


Fig. 8 : Teaching Staff UTD/UC : 2005-2006

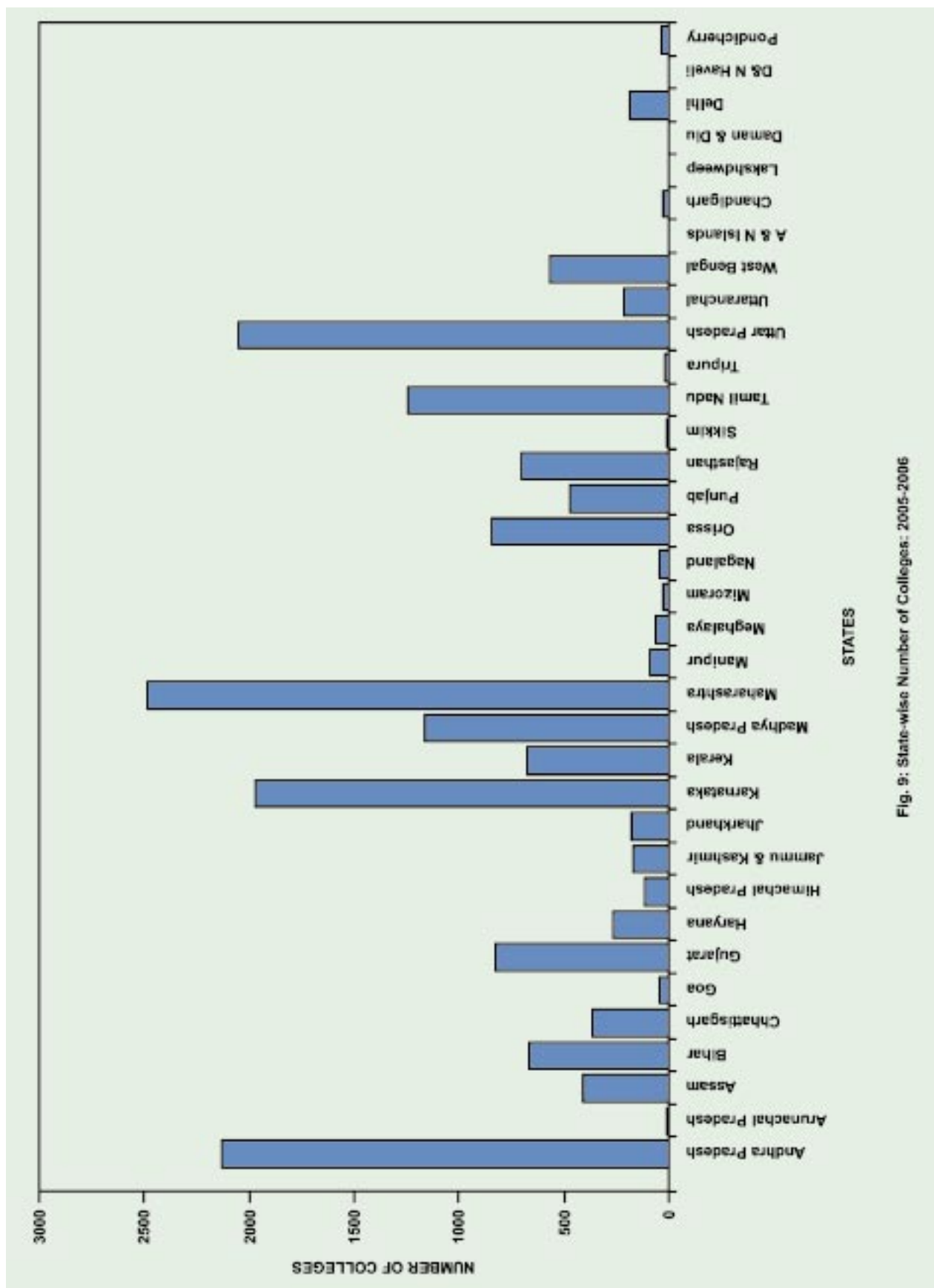


Fig. 9: State-wise Number of Colleges: 2005-2006

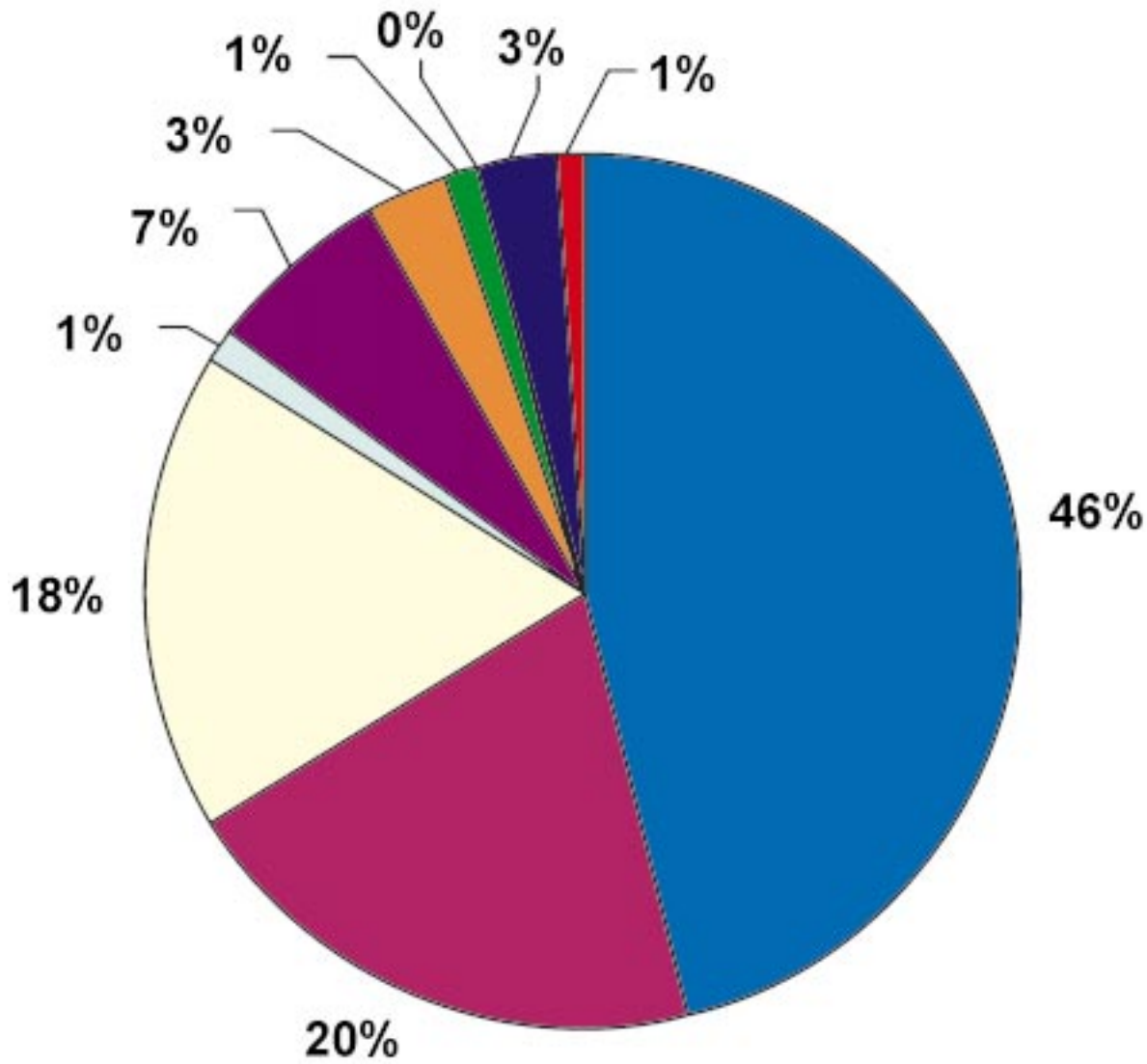
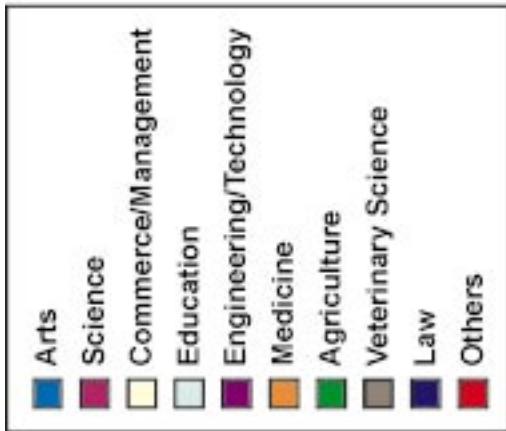


Fig. 10 : Enrolment - Facultywise 2005-2006



3. MAINTENANCE(NON-PLAN) AND DEVELOPMENT (PLAN) ASSISTANCE TO UNIVERSITIES

3.1 ASSISTANCE TO UNIVERSITIES

To meet the goals and objectives of the X Plan, the UGC provides financial assistance to Central and Deemed to be Universities, both under Development (Plan) and Maintenance (Non-plan) Assistance under various schemes / programmes while assistance to State Universities is made available only under Development (Plan) Schemes / Programmes. The maintenance (Non-plan) assistance is being provided for meeting the recurring expenditure on salaries of teaching and non-teaching staff and for maintenance of laboratories, libraries, buildings as also for obligatory payments such as taxes, telephones, postage, electricity bills etc. The objective of Development Assistance is not only to improve the infrastructure and basic facilities in the Universities but also to develop excellence in certain identified areas.

The development assistance can be utilised for the consolidation of existing infrastructure and for modernizing teaching, research and administration as also for extension and for carrying out research activities to meet the changing needs of the Universities to respond appropriately to the demands of the society. During the X Plan, the general development assistance to an individual University is available on the basis of the outlay determined and communicated to the University. Two-third of the outlay is released based on the procedure indicated in the X Plan guidelines. However, one-third of the outlay will finally be decided on the basis of performance radars of the individual University during IX Plan. The outlays determined and communicated to Universities shall be in operation for the period 1.4.2002 to 31.3.2007. Also, the period of the scheme / programme will end with the plan period.

During the second year of X Plan, the UGC developed development/ performance radars for universities on three aspects viz. academic, research and governance. Based on scores, the performance linked grant will be released to universities.

Under Development (plan) Assistance, the UGC will assist each eligible University for the following items:

- i) Staff-Both teaching and non-teaching / technical staff.
- ii) Equipment for laboratories, special office equipment and modern teaching aids, and for the repair of major equipment.
- iii) Books and Journals
- iv) Buildings – Construction of new buildings and major repairs / renovation of old buildings.
- v) Campus development – for construction of roads, electricity, water and sewerage lines, plantation and development of the land etc.
- vi) Health Centre
- vii) Students amenities – such facilities may include canteen, recreation room, counselling centres for students, etc..
- viii) Jubilee Grant – (for completing 25,50,75,100 and 150 years) is provided over and above the X Plan allocation.
- ix) Programme Development.

As regards the Central Universities and UGC maintained deemed to be Universities, they must seek prior approval of the UGC for introduction of new courses-self financing or other wise. They may also ensure that the degree proposed to be awarded is one among the specified degrees duly approved by the UGC.

The UGC assistance for the items mentioned above is on cent-percent basis and also the Commission decided to provide cent-percent assistance for all type of building projects so as to enable the Universities to complete these projects within the stipulated time.

A. Central Universities

The University Grants Commission provides both Development (Plan) and Maintenance (Non-Plan) assistance under various schemes/programmes. Out of 20 Central Universities, the University Grants Commission assists 18 Universities. The remaining two universities namely the Indira Gandhi National Open University, New Delhi and Central Agricultural University, Imphal are being directly funded by the Ministry of Human Resource Development and Ministry of Agriculture respectively. Besides the above, the Central Universities are also entitled to receive financial assistance under various other specified schemes of UGC. The state universities viz. Manipur University and University of Allahabad have been converted into Central Universities during the year 2005-06.

● Development (Plan) Assistance

Plan grant is given for the development of Central Universities and its Medical Colleges & the Hospitals attached to them. The objective of development assistance is not only to improve and consolidate the existing infrastructure in the university but also to develop excellence in certain identified areas. The grant is also utilized for modernizing teaching, research and administration as also for extension and for carrying out research activities to meet the changing needs of the Universities to respond appropriately to the demands of the society. The development assistance is being paid to the Central Universities under sub head such as Staff, Building, Equipment, Books and Journals, Campus Development etc.

During the year 2005-2006, the fourth year of the Tenth Five Year Plan, the plan grants amounting to Rs.222.73 crores was released to 16 Central Universities. No further Plan grant was released to two Central Universities namely, Babasaheb Bhimrao Ambedkar University, and Maulana Azad National Urdu University during the year 2005-06 due to their slow pace of utilization of the earlier grants made available to them. The details are given in **Table-3.1.**

Table 3.1 : Development (Plan) Assistance to Central Universities : 2005-06.

(Rs. in Crores)

Sl.No.	Name of the University	Plan Assistance Provided
1	Aligarh Muslim University	16.73
2.	Banaras Hindu University	6.60
3.	Jamia Millia Islamia	0.08
4.	Jawaharlal Nehru University	33.39
5.	M.G. Antarrashtriya Hindi Vishwavidyalaya	18.83
6.	Maulana Azad National Urdu University	12.65
7.	Mizoram University	8.26
8.	Nagaland University	17.61
9.	North Eastern Hill University	6.45
10.	Pondicherry University	6.45
11.	Tezpur University	12.72
12.	University of Delhi	8.49
13.	University of Hyderabad	2.74
14.	Visva Bharati	12.39
15.	Allahabad University	21.45
16.	Manipur University	11.63
	TOTAL	222.73

Maintenance (Non-Plan) Assistance

The UGC provides maintenance (Non-Plan) assistance to Central Universities for meeting the recurring expenditure on salaries of teaching and non-teaching staff and for maintenance of laboratories, libraries, buildings, as also for obligatory payments such as taxes, telephones, postage, electricity bills etc.

During the year 2005-06, Non-Plan grants amounting to Rs.878.65 crores was released to meet the maintenance expenditure of 18 Central Universities as shown in **Table-3.2**.

Table 3.2 : Maintenance (non-plan) Assistance to Central Universities : 2005-06

(Rs. in Crores)

Sl.No.	Name of the University	Non-plan Assistance provided
1.	Aligarh Muslim University	188.48
2.	Assam University	5.32
3	Baba Sahib Bhimrao Ambedkar University	2.41
4.	Banaras Hindu University	197.99
5.	Jamia Millia Islamia	51.27
6.	Jawaharlal Nehru University	90.42
7.	M.G. Antarrashtriya Hindi Vishwavidyalaya	2.17
8.	Mizoram University	7.87
9.	Maulana Azad National Urdu University	2.80
10.	Nagaland University	14.44
11.	North Eastern Hill University	38.11
12.	Pondicherry University	16.34
13.	Tezpur University	4.72
14.	University of Delhi	141.58
15.	University of Hyderabad	31.14
16.	Visva Bharati	41.33
17.	Manipur University	5.36
18.	Allahabad University	36.90
	TOTAL	878.65

Besides the above, the UGC provided maintenance (non-plan) grant amounting to Rs.16.80 crores to the University College of Medical Sciences (University of Delhi).

B. State Universities

As per the section 12(B) of the UGC Act, 1956, new State Universities established after 17th June, 1972, shall not be eligible to receive any grant from the Central Government, UGC, or any other organisation receiving funds from the State Government, unless the Commission satisfies itself as per the prescribed norms and procedures, that such a university is fit to receive grants. As on 31st March, 2006, there were 216 state universities, recognised by the UGC, set up under laws enacted by the legislatures of various states.

● Development Grants to State Universities

At present, 119 State Universities, excluding Agriculture/Medical Universities, are eligible to receive grants from the UGC. Development grants including grants for specific purposes are provided to these eligible universities in

order to facilitate the procurement of such infrastructural facilities as are not normally available to them from the State Government or any other bodies supporting them. Assistance is given for Building Staff, Books & Journals, Equipment etc. During 2005-06, a total of Rs.65.98 crores was made available to 68 eligible State Universities.

Additional grants over and above the General Plan (Development) Assistance have also been provided to State Universities under the following specified schemes/programmes during the year under report :

- **Development Grant including Jubilee Grants**
(for completing 25, 50, 75, 100 and 150 years of particular University's existence).
- Resource Mobilization by State Universities (incentive grant)
- Unassigned Grant including Appointment of Visiting Professor/ Fellows.
- Special Development Grant for Young Universities.
- Special Development Grant for Universities in Backward Areas.
- Infrastructure for Women Students, Teachers and Non-teaching staff.
- Financial Assistance to teachers who are visually handicapped (blind).
- Special scheme for Day Care Centre in the Universities.
- Special Scheme for construction of women's hostel.
- Special scheme of Visiting Faculty to the Migrant Teachers of Kashmir University and its affiliated Colleges.
- National Minimum Common Programme.
- Establishment of Rajiv Gandhi chair in the universities.
- Faculty Improvement Programme

During the year 2005-06, Development (Plan) Grants amounting to Rs.266.89 crores have been disbursed to 119 eligible State Universities.

A statement indicating the state-wise grant released to State Universities excluding medical/agriculture universities during the year 2005-06 is as given below :

Table 3.3 : Plan Grants paid to State Universities : 2005-2006

(Rs. in crores)			
S.No.	State	No. of Universities	Plan Grants Paid
1.	Andhra Pradesh	09	16.91
2.	Arunachal Pradesh	01	1.80
3.	Assam	02	1.99
4.	Bihar	07	6.96
5.	Chhattisgarh	03	0.85
6.	NCT of Delhi	01	0.52
7.	Goa	01	0.24
8.	Gujarat	07	10.84
9.	Haryana	03	4.27
10.	Himachal Pradesh	01	7.86
11.	Jammu & Kashmir	02	4.11
12.	Jharkhand	02	1.14

S.No.	State	No.of Universities	Plan Grants Paid
13.	Karnataka	08	11.71
14.	Kerala	06	7.23
15.	Madhya Pradesh	09	11.76
16.	Maharashtra	09	30.73
17.	Manipur	01	-
18.	Orissa	05	4.89
19.	Punjab	04	9.90
20.	Rajasthan	05	6.88
21.	Tamil Nadu	10	66.87
22.	Tripura	01	2.35
23.	Uttar Pradesh	13	7.52
24.	Uttranchal	02	0.50
25.	West Bengal	07	49.06
	Total	119	266.89

Note : (a) The figure 119 includes both State Universities and Technical/Agricultural Universities having engineering departments.

The State Universities viz. Manipur University and University of Allahabad have been converted into Central Universities during 2005-06

● **Jubilee Grants (For completing 25, 50, 75, 100 and 150 years)**

There is a provision of providing Jubilee Grants under Tenth Plan guidelines for Development Assistance to State Universities which are completing Anniversaries of 25, 50, 75, 100 and 150 years. This grant is an additional grant over and above the allocation of developmental grant made to a University during Tenth Plan. The following Universities have been assisted under this scheme as per the guidelines of the UGC.

(Rs. in lakhs)

S.No	Name of the University	Total grant allocated	Grants paid
1.	Calcutta University	100.00 (Sesqui-Centennial)	50.00
2.	S.V. University	25.00 (Golden Jubilee)	15.00
3.	Tamil University	10.00 (Silver Jubilee)	05.00
4.	Jadavpur University	25.00 (Golden Jubilee)	12.50
5.	Sardar Patel University	25.00 (Golden Jubilee)	12.50
	Total		95.00

C. Deemed to be Universities

The section 3 of the UGC Act, 1956, provides that an Institution of Higher Education, other than a university, which is doing the work of very high standard in a specific area can be declared as an Institution Deemed to be University. Such Institutions enjoy the academic status and privileges of Universities and are able to strengthen their activities in the field of their specialization, rather than becoming a multi faculty University of a general type.

During the fourth year of X Plan i.e. 2005-06, on the recommendations of the Committee, the Govt. of India, MHRD notified the following 7 institutions as Deemed to be University under Section 3 of the UGC Act, 1956. The total number of Deemed to be Universities as on 31st March, 2006 has risen to 101.

● Development (Plan) Grants

Development (Plan) Grants under general development scheme are being provided to 25 Deemed Universities (**Appendix XI**). Development assistance may be utilized for consolidation of existing infrastructure and for modernizing teaching, research and administration as also for extension and field outreach activities to meet the changing needs of the universities to respond appropriately to the demands of the society.

Under Development assistance, the UGC assists each University/ Institute for the items like – Staff, Equipment, Books and Journals, Buildings, Campus Development, Health Centre, Student amenities etc.

During the financial year 2005-06, plan assistance including assistance provided under various plan schemes/ programmes amounting to Rs. 29.35 crores was paid to meet development expenditure of 39 Deemed to be Universities. The details of assistance provided to Deemed to be Universities are indicated in the **Table 3.4**.

● Maintenance (Non-Plan) Grants

The UGC has been providing Non-plan grants to 12 Deemed Universities. Out of 12 universities, 9 Deemed Universities are receiving 100% Non-Plan grant towards salaries and allowances, retirement benefits and non-salary. The components under non-salary are : consumables, electricity charges, water charges, property tax, House Tax, contingencies, maintenance/repairs of buildings and other expenses. Based on the discussion with the Registrars/ Finance Officers with the UGC authorities at the time finalization of Budget Estimates/Revised Estimates the amount to be released to the Universities are finalized.

The remaining three Deemed Universities viz. Jamia Hamdard, New Delhi, Banasthali Vidyapith, Banasthali and Sri Chandrasekharendra Saraswathi Viswa Mahavidyalaya, Kanchipuram are receiving Fixed/Block grant @ Rs.400.00 lakhs per annum, Rs.300.00 lakhs per annum and Rs.7.00 lakhs per annum respectively. Non-plan assistance of Rs.87.95 crores including the assistance provided under various non-plan schemes/programmes was paid to 37 Deemed to be Universities. The details of assistance provided to Deemed to be Universities are indicated in the **Table 3.5**.

Table 3.4: Plan (Development) Assistance provided to Institutions Deemed to be Universities : 2005-06.

(Rs. in crores)

Sl.No.	Name of the Institute / University	Plan Assistance provided
1	Allahabad Agricultural Instt.,Allahabad	0.02
2	Avinashillingam Instt. of Home Science & Higher Education for Women, Coimbatore	1.64
3	Banasthali Vidyapeeth, Banasthali	1.21
4	R.K.M.V.E.R. Hawrah	1.00
5	Bharati Vidyapeeth, Pune	0.07
6	Birla Institute of Technology & Science, Pilani	0.37
7	Birla Institute of Technology, Ranchi	0.05

SI.No.	Name of the Institute / University	Plan Assistance provided
8	Central Institute of English & Foreign Languages, Hyderabad	1.66
9	Central Institute of Higher Tibetan Studies, Sarnath	0.41
10	Dayalbagh Educational Instt. , Agra	0.93
11	Deccan College PG & Research Institute, Pune	0.77
12	Gandhigram Rural Institute, Gandhigram	0.70
13	Gokhale Institute of Politics and Economics, Pune	1.44
14	Gujarat Vidyapith, Ahmedabad	1.19
15	Gurukul Kangri Vishwavidyalaya, Haridwar	0.82
16	Indian Institute of Science, Bangalore	3.01
17	Institute of Science, Mumbai, International Inst. for Population Sc., Mumbai	0.03
18	Indian School of Mines, Dhanbad	0.06
19	Jain Vishwa Bharti Institute, Ladnun	0.08
20	Jamia Hamdard, New Delhi	2.71
21	JRN Rajasthan Vidyapith, Udaipur	0.15
22	Lakshmbai National Instt. of Physical Education, Gwalior	0.25
23	Moti Lal Nehru National Instt. of Technology, Allahabad	0.02
24	Sathya Rama Institute of Science & Technology, Allahabad	0.03
25	Dairy Research Institute, Karnal	0.01
26	National Instt. of Technology, Warangal	0.04
27	National Institute of Technology, Kurukshetra	0.02
28	National Institute of Technology, Hamirpur	0.03
29	National Institute of Technology, Rourkela	0.07
30	Rashriya Sanskrit Vidyapeetha, Tirupati	0.59
31	Sh. C.S. Viswa Mahavidyalaya, Kanchipuram	0.55
32	Sh. Lal Bahadur Shastri Rashtriya Sanskrit Vidyapith, New Delhi	1.40
33	Sri Satya Sai Institute of Higher Learning, Anantapur	1.16
34	Tata Institute of Social Sciences, Mumbai	2.02
35	Thapar Institute of Engg. & Tech., Patiala	1.13
36	Tilak Maharashtra Vidyapith, Pune	0.69
37	Vellore Institute of Technology, Vellore	-
38.	Indian Law Institute, New Delhi	3.00
39.	Bhatkande Music Institute, Lucknow	0.02
	TOTAL	29.35

Table 3.5: Non-plan (Maintenance) Assistance provided to Institutions Deemed to be Universities : 2005-06**(Rs. in crores)**

SI.No.	Name of the Institute / University	Non-plan Assistance provided
1.	Allahabad Agril Instt., Allahabad	0.02
2.	Avinashillingam Instt. of Home Science & Higher Edu. for Women, Coimbatore	9.17
3.	Banasthali Vidyapeeth, Banasthali	3.04
4.	J.L.N. Centre for Advance Sc. Res., Bangalore	0.01
5.	Birla Institute of Technology & Science, Pilani	0.25
6.	Birla Institute of Technology, Ranchi	1.24
7.	Central Institute of English & Foreign Languages, Hyderabad	11.39
8.	C.I.F.E., Versora, Mumbai	0.04
9.	Dayalbagh Educational Instt. , Agra	4.63
10.	Gandhigram Rural Institute, Gandhigram	11.27
11.	Gujarat Vidyapith, Ahmedabad	0.01
12.	Bharati Vidyapeeth, Pune	0.01
13.	Gurukul Kangri Vishwavidyalaya, Haridwar	8.11
14.	Indian Agricultural Research Institute, New Delhi	0.33
15.	Indian Institute of Science, Bangalore	0.07
16.	Indian Veterinary Research Institute, Igat Nagar	0.02
17.	Jain Vishwa Bharti Institute, Ladnun	0.07
18.	Jamia Hamdard, New Delhi	4.34
19.	Motilal Nehru National Instt. of Technoloyg, Allahabad	0.01
20.	National Museum Instt. of the History of Art, Conservation & Museology, New Delhi	0.15
21.	National Brain Research Centre, Gurgaon	0.04
22.	Rashtriya Sanskrit Sansthan, New Delhi	0.07
23.	Rashtriya Sanskrit Vidyapeetha, Tirupati	6.12
24.	Sh. C.S. Viswa Mahavidyalaya, Kanchipuram	0.07
25.	Sh. Lal Bahadur Shastri Rashtriya Sanskrit Vidyapith, New Delhi	7.57
26.	Tata Institute of Social Science, Mumbai	10.58
27.	Thapar Institute of Engineering and Technology, Patiala	0.48
28.	TERI School of Advanced Studies, New Delhi	0.14
29.	Gokhale Institute of Political & Eco., Pune	8.48
30.	International Institute of information Technology, Hyderabad	0.05
31.	International Institute of information Technology, Allahabad	0.01
32.	Lakshmbai National Institute of Physical Education, Gwalior	0.08
33.	Malviya National Institute of Technology, Jaipur	0.01
34.	J.R. Rashtriya Vidyapeeth, Udaipur	0.02
35.	Sh. Ram Chandra Medical College & Research Institute, Chennai	0.03
36.	Forest Research Institute, Dehradun	0.01
37.	National Institute of Technology, Warangal	0.01
	TOTAL	87.95

3.2 HIGHLIGHTS OF DEEMED TO BE UNIVERSITIES : 2005-2006

3.2.1 Gokhale Institute of Politics & Economics, Pune

Gokhale Institute of Politics & Economics (GIPE) established in 1930, has celebrated its Platinum Jubilee in 2005, a significant landmark for an Academic Institution. GIPE, perhaps the oldest research and teaching institution. GIPE, perhaps the oldest research and teaching institution in Economics in India, has not only survived but has thrived over the years. The Institute conducts research on economic development and policy in India. It offers a Master of Arts Programme in Economics, that considered among the best in the country. GIPE has also offered from the start, a Ph.D. programme in Economics. In recognition of quality of teaching and research undertaken, the NAAC awarded GIPE A+ grade in 2003. The grantors of GIPE are Government of Maharashtra, Ministry of Healthy and Family Welfare, Ministry of Agriculture, Reserve Bank of India and Planning Commission.

- The total staff strength of the Institute is 80 of which one third are females. One fourth of the staff belongs to SC/STs and OBCs. Of the total staff strength 31 percent are teaching staff. The total number of students enrolled during the year 2005-06 is 70 of which 39 are males (56%) and 31 are females (44%).
- During 2005-06, the Institute has organized two international conferences namely “International Conference on Environment and Development” and “International Conference on “Towards a History of Consumption in South Asia”.
- Two foreign delegations visited the Institute from Political Studies, Paris, France and from University of Amsterdam, Netherlands.
- Other important functions held :
 - On the occasion of the Platinum Jubilee year (2005), the Institute organized special events such as conferences and seminars throughout the year to mark this special occasion. Institute organized a series of monthly public lectures by eminent academicians (both in English and Marathi) in the Institute and outside on a broad theme of population, poverty and development.
 - In 2005, the library of the Institute completed its centenary. The library founded in 1905, is one of the foremost among specialized libraries in India in the fields of economics and the other social sciences. The library originally belonged to the Servants of India Society, the Trustees of the Institute. To mark this occasion the Library has organized a Centenary Lecture Series in Library Science by eminent librarians.
 - President of India Dr. A.P.J. Abdul Kalam visited the Institute as a chief guest at its convocation held on February 1, 2005.
 - Seven seminars organized by the Institute on different topics
- Other features :

In August 2005, the Institute has received a donation of Rs.1 crore from Shri Rahul Bajaj, Chairman, Bajaj Auto Limited, Pune to establish a Kamal Nayan Bajaj Distinguished Professor Chair in Economics at the Institute.

3.2.2 Birla Institute of Technology and Science, Pilani

- Conferences Organised :
 - Management Group and Economics & Finance Group organized a six days management development programme for the officers of Rajasthan Bank during February 7-12, 2005.
 - Practice School Division, Management Group, Economics & Finance Group along with Languages & Computer Sciences Groups carried out a two month long professional skills development programme for junior executive trainees of Hindustan Zinc Ltd. during 21st February-21st April, 2005.

- o Pharmacy Group organized an Internal Workshop on Drug Design during February 24th to 25th, 2005 in collaboration with Molecular Design and Information Technology Centre, University of Toronto, Ontario, Canada.
- o Pharmacy Group organized an International Workshop on Drug Design during February 26th to 27th, 2005.
- o Centre for Renewable Energy and Environmental Development of the Institute organized a five days (26-30 April, 2005) workshop on “Energy Savings in Steam Systems” for engineers, consultants, researchers, faculty members from different industries/institutes.
- o Economics, Finance and Management Group organized XIII All India Input-output Research Association (IORA) conference between 22nd and 24th April, 2005.
- o Humanistic Studies Group and Centre for Entrepreneurial Leadership organized a National Seminar on Entrepreneurship Culture: Issues and Challenges of Small and Intermediate Entrepreneurs at Grassroots Level during 2-4 September, 2005.
- o One-day Workshop sponsored by National Rural Roads Development Agency was organized on Project Formulation and Quality Monitoring under Prime Minister Gram Sadak Yojana on September 8, 2005.
- o One-day Workshop sponsored by the International Forum Group for Rural Transport and Development was organised during September 13-15, 2005. Representatives from Bangladesh, Cambodia, China, India, Indonesia, Nepal, Pakistan and Sri Lanka participated in the meeting.
- o The Humanistic Studies Group organized a Seminar on “Facing Up the Challenges of Modern Civilisation” on September 17, 2005.
- o Centre for Renewable Energy and Environment Development of the Institute organized two days National Conference on Energy Management in Changing Business Scenario on October 8-9, 2005.
- o To mark the centennial of the publication of the three classic papers on Special Relativity, Brownian motion and Photoelectric effect by Albert Einstein, Physics Group of the Institute organized a two-day National Symposium on November 4 and 5, 2005.
- o An International Symposium on Public Health Education : Indian Scenario and Challenges was organized in collaboration with Uniformed Services University of Health Sciences (USUHS) during April 9-11, 2005 to deliberate on public health education.
- o A three-week UGC refresher course on manufacturing excellence was organized by Mechanical Engineering Group during 12-31 December, 2005.
- During 2005-06, fifteen dignitaries from national and international visited this institutes.
- MOUs signed during 2005-06
 - o Honeywell Technology Solutions Lab. Pvt. Ltd., Bangalore.
 - o HP Labs India, Bangalore
 - o Centre for Development of Advanced Computing, Noida
 - o Microsoft Research Lab India Pvt. Ltd., New Delhi
 - o University of Southern California, California, USA.
 - o Central Electronics Engineering Research Institute, Pilani
 - o Iowa State University of Science & Technology, Ames, Iowa, USA.
 - o Purdue University, West Lafayette, Indiana, USA
 - o University of Maryland, College Park, USA

- o Kansas State University, Manhattan, Kansas, USA
- o National Council of Science Museums, Kolkata
- o Chambal Fertilisers and Chemicals Ltd., Gadepan
- o Philips Software Centre India Pvt. Ltd., Bangalore.
- Number of Research Papers published in journals by the Institute faculty : 165
- Conferences Proceedings : 136
- Books published by faculty : 14
- Number of invited lectures/workshops/talks/panel discussions attended : 20
- Institute Publications :
 - Bulletin
 - Annual Report
 - Research At BITS
 - Academic Regulations
 - BITSCAN
 - Alumni in the News
 - BTS in the News

3.2.3 Central Institute of Higher Tibetan Studies, Sarnath, Varanasi

In 1964, India's first Prime Minister Pt. Jawaharlal Nehru and His Holiness the Dalai Lama met on a discussion and jointly felt the very need of a premier sacred central organization for the preservation of Tibetan Culture which was transplanted from India in a long process for centuries. Accordingly, the Central Institute of Higher Tibetan Studies was established in 1967 by the Government of India on way of fulfilling the very vision jointly envisaged by two peace loving leaders of world with four main objectives :

- To preserve the Tibetan Culture
- To preserve Ancient Indian Science and Literature preserved in the Tibetan language, but lost in the original
- To offer an alternate educational facility to students of Indian border areas who formerly availed the opportunity of receiving higher education in Tibet
- To accomplish gains of teaching and scope of education with the provision for award of degrees in Tibetan Studies

In consonance of its objectives, the Institute has been imparting education for the last 38 years in Tibetan Studies with a predilection for Traditional Tibetan Method of teaching within the frame work of modern universities comprising time-bound courses of study, written examination and award of degree. It is an autonomous institution fully funded by the Government of India, Department of Culture, Ministry of Culture, New Delhi.

It has its own policy for Entrance Examination, Under Graduate and Post Graduate Examinations. Viva Voce/Debate also forms a part of the examination system at the Acarya level. The tradition of Sashtratha or Debate is nominated as an integral and viable part of learning.

For the financial year 2005-06, the Government of India, Ministry of Culture, has sanctioned the following grants to the Institute :

<u>Heads</u>	<u>Rs. in Lakhs</u>
● Non-Plan	385
● Plan	200

● **Library:**

The Institute's library is totally computerized having facilities of Internet and Infnlibnet with bigger collection of rare Xylographic manuscripts. The library includes and extensive Tibetan collections, including all major editions of the Kangyur and Tengyur, the Chinese and Pali Tripitaka and the complete works of many Tibetan scholars. The name of the Library is "Shantrakshita Library".

During the year 2005, 1999 books were purchased, 94 CD of Audio-Visual material were procured and 20 international research journals were subscribed.

● **Academic**

The Research Section is the back-bone of the Institute with a major contribution of scholarly works in the field of Tantra, Philosophy, Logic, Literature, Grammar, Metaphysics, Texicography and Encyclopedic dictionary. It constitutes five units.

- o Resotation
- o Translation
- o Rare Buddhist Text Research Unit
- o Dictionary Unit
- o Publication

During the year, scholars of the Translation Units worked on Mrtyuvancanah (Vagisvarakirti), Caraka Samhita, Tattva0Samgraha, Mahabodhi, Yuktisathikavritti, Mahayana Samgraha, Kunsang Lamai Shal-Lung, Bodhipathapradipah Panjika, Mahabodhi Patha-Karma, Yuktisasthikavrtti.

The Dictionary Unit of the Research Deptt. has completed a Tibetan Sanskrit Dictionary running in 16 volumes. It is the biggest dictionary of its kind till this day.

● **Teaching**

Teaching alone at graduate and postgraduate levels does not suffice to educate the youth in such a vast domain. Therefore, a four-year course at the pre-university level was found indispensable. An integrated course of nine years duration right from Class IX standard upto post graduate level.

Nineteen seminars/conferences/workshops/exhibition were organized and ten books were published during the reporting year.

3.2.4 Deccan College, Post-Graduate and Research Institute, Pune.

- Coverage of the target group including number of beneficiaries (Teachers, Students, Women, SC/ST etc.)

Teachers have been given facilities including funding for carrying out individual research projects and also for attending Conferences/Seminars. Students have been given both laboratory training and also training in the field archaeology and linguistic survey. It is gratifying to note that the majority of students at the Institute are female students. Wherever necessary relaxation of rules has been done in admissions etc. in respect of reserved category students.

● **Student Enrolment**

The student enrolment for various courses during the year 2005-06 was as given below:

Degree/Diploma	Archaeology	Linguistics
Master of Arts (M.A.)	42	15
Postgraduate Diploma (P.G.Dip)	08	-
Doctor of Philosophy (Ph.D.) (as on 31.03.2006)	57	18

The total number of enrolled student is 140 including students from foreign countries such as Thailand, Yemen, Korea, Sri Lanka, Iran.

- Total number of teaching days : 186 days

- Number of Ph.D. degrees awarded :

Archaeology 02

Linguistics 01

- **Library Development :**

No. of new books purchased : 451

No. of new bound periodical volumes : 307

Other additions : 12

- Research Projects :

Department of Linguistics:

- o Survey of Austro-Asiatic, Tibeto-Burman and Indo-Aryan languages.

Department of Archaeology :

- o Research projects funded by the University
- o Research projects funded by other agencies (National Institute of Ocean Technology, Department of Biotechnology, U.G.C., C.S.I.R. and I.C.H.R.)
- o Excavations at Chaul, Sisupalgarh (undertaken jointly with the University of California, Los Angeles), Palaeobotanical study of underwater plant remains, palaeopathology, DNA studies, heritage management.

- **Extension Activities :**

As part of extension activities meant for educating the society about the linguistic, cultural and archaeological heritage of the country, the Institute has organized one workshop in archaeology for school-teachers, conducted trips of school and college students to the various galleries of museums and organizing public exhibitions.

- **Conferences :**

The faculty and research staff of the University have attended various nationals and international conferences. The Institute itself has organized the following two Conferences :

- o Professor Iravati Karve Birth Centenary Seminar: Anthropology for Archaeology on 8th and 9th December, 2005.
- o Professor S.M. Katre Birth Centenary Seminar : Research Trends in Lexicography, Sanskrit and Linguistics on 19-20 January, 2006.

In addition, the Institute hosted 5 visiting fellows in archaeology, linguistics and Sanskrit under U.G.C. unassigned grant programme.

- **Publications**

Volume of Bulletin of Deccan College Research Institute (joint volume 64-65) is under print. The staff has published about 20 research articles in reputed Indian and foreign journals. Three books have also been published.

3.2.5 Sri Chandrasekharendra Saraswathi Viswa Mahavidyalaya, Enathur, Kanchipuram

- Budget allocation and performance budget for the reporting year 1st April 2004 to 31st March, 2005.

Budget Allocation			Performance Budget		
	Payment	Receipts		Payment	Receipts
Revenue	3,25,40,000	5,04,00,00	Revenue Head	4,91,60,12	5,65,89,676
Head		0		3	6
Capital Head	65,05,000	19,00,600	Capital Head	71,66,824	55,60,000

- Coverage of the target group including number of beneficiaries (Teachers, Students, Women, SC/ST)
 - Financial Support to the faculty members to participate in Seminars/National & International Conferences etc.
 - The Mahavidyalaya is giving scholarship to the meritoriuil Students every year. 80 students availed scholarship for the year 2005-2006.
 - 22 students of Dept. of Management Studies have been placed in various companies viz., HDFC Bank, Redington India Ltd., Apollo Sindhuri Financial Services, Primera Communications, and PROGEON, INDIA Mart.
 - Five companies had visited during 2005-06 and offered placement to Engineering students.
 - The institute organized five conferences and the faculty published 14 research papers/articles.

3.2.6 Sri Sathya Sai Institute of Higher Learning, Anantpur

Sri Sathya Sai Institute of Higher Learning, Deemed University founded in 1981, is a non-profit autonomous Institution, which is spread in three Campuses, viz., (i) Prasanthinilayam Campus for boys located in Puttaparthi, Anantapur District, Andhra Pradesh, (ii) Anantapur Campus for girls located in Anantapur, Anantapur District, Andhra Pradesh and (iii) Brindavan Campus for boys located in Whitefield, Kadugodi, Bangalore, Karnataka.

The Institute adopts open admission policy and offers FREE EDUCATION to all irrespective of caste, creed, religion or region. The residential nature of learning provides quiet and peaceful environment, which effectively moulds the student's personality in the ancient Gurukula style.

- The target group such as 1145 students with 114 faculty members and out of that 47 are women. Free education is offered for all including 9 SC and 3 ST students.
- Two conferences (1 National, 1 International) were organized Nine workshops, one national seminar and one orientation course were also organized.
- Delegation from Kazagistan visited the Institute to study the valued education system during August 2005.
- Fifty three research papers/articles by 31 teachers were published in reputed journals. 9 books were published by 8 faculty members.
- **Inter-disciplinary Programmes of teaching and research :**

Boards of Studies in Science departments have introduced inter-disciplinary papers in their curricular and UGC has sanctioned a grant of Rs.9.50 lakhs for introduction of special paper on "Biocatalysis for Industry, Medicine and Environment" in the Department of Chemistry under the scheme "Innovative Programme – Teaching and Research in Interdisciplinary and emerging areas" during the X Plan period.

Research Projects conducted at the Institute are mostly interdisciplinary in nature and the number of major projects approved by UGC, DRDO, DBT, DAE-BRS and DST is as follows :

- Projects completed : 3
- On-going Projects : 6

Five faculty members have attended UGC Refresher Course/Orientation Courses for career advancement. Also 4 faculty members have achieved national level awards.

- **Community Services and extension programmes**

In keeping with the tradition of the Institute, students are called upon to participate in community and extension activities in and around Prasanthi Nilayam during winter vacation. During the period 4th to 12th October, 2005, students from all the three campuses numbering 1500 participated in a mega extension activity of “Gram Seva”. Faculty and students have collected the data from mandals of Puttaparthi, Kothacheruvu, and Bukkapattanam relating to the food and clothing requirement and identified 145 villages and 1876 households for the purpose of distributing food packets, clothes to the villagers every day. A convoy of 50 vehicles loaded with food and clothes left Prasanthi Nilayam to the selected villages and delivered the food and clothes at each door step of the households. More than a lakh have received food and clothes during the service activity. Uniqueness of the service is based on principle of caring and sharing with love and humility. Students are sensitized to the problems of rural folk in the process.

- **Programmes for Women, etc.**

Faculty at Anantapur Campus of Women had organized a Service Activity for poor women in the district of Anantapur. Women students and faculty made a pilot survey and identified about 100 poor and disabled women. They were brought to the Prasanthi Nilayam and distributed sewing machines, and wet grinders along with clothes and food in the Divine presence of Bhagawan.

On 19th November, 2005 as a part of Women’s Day celebrations the faculty and students of Anantapur Campus for women have organized a seminar on “Women’s role in the current world scenario” urging the women contribute to the welfare of the society through Love and Sacrifice.

Women students from Anantapur Campus displayed spectacular martial arts, gymnastics, cultural items etc. in the Annual Sports and Cultural Meet conducted on 11th January, 2006.

Alumni of women students of the Institute conducted service camps throughout the year at various places which include literary campaign, women empowerment and health care campaign etc. besides medical camps.

3.2.7 Avinashlingam Institute for Home Science and Higher Education for Women, Coimbatore

- **Budget allocation and performance budget**

Budget allocation and performance budget for the reporting year 1st April, 2004 to 31st March, 2005 have been Rs.1178.07 lakhs and Rs.1143.74 lakhs respectively.

- **Coverage of the target group including the number of beneficiaries**

Teaching staff : Total – 190, SC-18, ST-1 (All one women)

Non-Teaching Staff : Total 126 (M-42) (F-84), SC-24 (M-8) (F-16), ST-4 (M-1) (F-3)

Student : Total -1529, SC-200, ST-4

- **Seminars/Workshops/Special Lectures organized**

The University organized 25 seminars, 66 workshops, 109 special lectures and four demonstrations during the year 2005-2006.

- **Major Projects received**

Seven major projects and 15 minor projects carried out in various departments of the University.

- **Foreign Delegations**

Eleven foreign delegates visited the institute

- **Agreements with other countries**

A Memorandum of Understanding has been entered into between the University and Institute of Finance Management, Dar-es-salaam, Tanzania, to conduct two programmes viz. M.Sc. Information Technology and Management and PG Diploma in Information Technology and Management from the year 2005. The staff of the University visit Dar-es-salaam in batches and conduct classes alongwith the staff of the Institute of Finance and Management.

- **Publications**

The University staff members have published 17 research papers at the International level, 113 research papers at the national level and 8 books during the academic year 2005-2006.

- **Salient Achievements**

The Department of Science and Technology (DST) Ministry of Science and Technology, New Delhi has recommended the Department of Chemistry, for support under Financial Assistance for Development of Infrastructure in Science & Techonology (FIST) and sanctioned a sum of Rs.25 lakhs for 5 years, to strengthen the postgraduate and Research facilities in the Department. The University received Rs.13..00 lakhs as the first instalment.

- o M.Sc. Biotechnology in Avinashlingam Deemed University ranked FIRST among the top Private Biotech Schools in South India.
- o The Institute has been awarded 'A' status by popular magazine 'Indian Management' based on AIMA survey for the year 2005.
- o Five faculty members have achieved different national awards and five students have got national level prizes.

3.2.8. Rashtriya Sanskrit Vidyapeetha, Tirupati

The Vidyapeetha was established during the year 1961 for the propagation preservation and development of the hidden Sanskrit language and Literature and also sastras for the posterity. This Vidyapeetha was elevated to the status of Deemed University during the year 1987 by notification of the Ministry of Human Resource and Development under section 3 of the UGC Act. The Vidyapeetha is fully funded by the UGC. The Vidyapeetha was accredited with A+ grade by NAAC and sanctioned "Centre of Excellence in Traditional Shastras" by the UGC.

- **Budget allocation and performance budget for the reporting year 01.04.2004 to 31.03.2005.**

The Vidyapeetha has been cent percent funded by the UGC for its Non-Plan and Plan schemes. The UGC has sanctioned Rs.453.00 lakhs under Non-Plan Schemes during the year 04-05 and a sum of Rs.157.00 lakhs under the Tenth Plan grant for payment of salaries, construction of buildings, purchase of books, equipment and campus development. The Vidyapeetha was able to utilize all the non-plan and plan grants for the purpose for which it was granted during the year under report i.e. 2004-05. The Audited accounts for 2004-05 was also laid before the Houses of Parliament. There were no major irregularities in the maintenance of accounts during the period under report and it was certified by the Audit Party from Accountant General, A.P., Hyderabad.

- **Coverage of target group including number of beneficiaries (Teachers, Students, Women, SC/ST etc.).**

The Vidyapeetha is providing all facilites to attract students from all over the country for admission into various courses run by the Vidyapeetha granting scholarships. The Vidyapeetha admits students from all over the country irrespective caste, creed, sex and religion and thus the Vidyapeetha is a miniature of India. So far, 822 students are on rolls. The rule of reservation is followed in admissions. To bring out the innate oratory skills in the students Vagvardhini Parishad is established wherein students participate every fortnight in the chosen topics and deliver extempore speeches in other seminars and conferences.

- Five seminars/conferences were conducted during the year under report.
- The Annual Convocation of the Vidyapeetha was held on 34th December, 2005. Sri Markandeya Katju, Chief Justice, Delhi High Court, was the Chief Guest and delivered the Convocation Address. Dr. V.R. Panchamukhi, Hon'ble Chancellor of the Vidyapeetha, presided over and conducted the Convocation. About 387 students were awarded degrees at the Convocation. On this occasion, the Honoris Causa Mahamahopadhyaya and Vachaspati titles were awarded to eight eminent scholars in different fields of Sanskrit knowledge.
- **Agreement with other countries**
The Vidyapeetha in collaboration with the French Institute of Indology, Pondichery has published books and participated in academic activities of mutual interest. The Vidyapeetha has already entered into an agreement with the IIT, Bombay and IIIT, Hyderabad for exchange of academic knowledge mainly in the field of Natural Language Processing and Machine Translation Projects.
- The Vidyapeetha brought out fifteen publications during the year under report.

3.2.9 Thapar Institute of Engineering & Technology, Patiala

- Budget allocation and performance budget for the reporting year 1st April, 2004 to 31st March, 2005

Total funds received	:	Rs.2584.66 lakhs
Expenditure	:	Rs.2547.36
 - Coverage of the target group including number of beneficiaries (Teachers, Students, Women, SC/ST etc.)

Total number of male teachers	=	91
Total number of female teachers	=	25
SC/ST	=	02
Total	=	118
 - Thirty four conferences organized, foreign delegations visited and other important functions held during the year under report.
 - Agreement with other countries / international organizations :
 - MOU was signed with INP, EFPG Grenoble, France for the student exchange programme
 - Collaboration with Czech Academy of Science through Indian National Science Academy (INSA)
 - Collaboration with GNDU, Amritsar, NIT, Kurukshetra, Punjabi University, Patiala, CSIO, Chandigarh, Solid State Physics Lab, New Delhi.
 - Collaboration with M/s. Cosmo Ferrites Ltd., Jabli (Dist. Solan)
- 150 publications brought out in different departments by the faculty of the institute during the year under report.

3.2.10 Gujarat Vidyapith, Ahemdabad

- **New courses introduced**
 - o A new Course Diploma in Computer Hardware and Networking” of one year has been introduced during the year under report.
- **Inter Disciplinary Programme of Teaching and Research**
 - o M.A. degree course entitled “Social Science & Gandhian Thought” has been prepared with Inter-disciplinary approach. Various topics of Philosophy, Sociology, Political Science, Environment, Research Method etc. have been included in various aspects of Gandhian Thought.

● **Extension Activities**

- o A team of 80 students and teachers helped in relief and rehabilitation activities in quake affected Kashmir at Oori from 04.11.2005 to 24.11.2005.
- o Participated in Jan Sanvad Yatra with lat Shri Siddhraj Dhaddhaji. conducted six NSS camps
- o A 3 day workshop on Hindi Vishay Adhyapan Abhimukhta Karyakram for Secondary/Higher Secondary teachers was conducted. 24 teachers took part.
- o Sarva Dharma Sambhav Programmes were conducted on 23.04.2005 and 18.12.2005 in collaboration with Ora World Mandala, Italy.
- o Conducted seminar for the teachers of Physical Education of PTC Colleges of Gujarat.
- o Conducted workshop and meetings for new curriculum for B.P. Ed.
- o College of Education conducted five training programmes for teachers in collaboration with GCERT, Gandhinagar and three other training programmes.
- o Various short term vocational courses conducted by Adult and Continuing Education & Extension.
- o 87 teachers participated in various training programmes, seminars, workshops etc.
- o A two days workshop on Research Methodology was conducted at Ahemdabad campus for teachers of the Vidyapith.
- o Hon. Chancellor delivered series of lectures on Gandhian Philosophy to the teachers of the Vidyapith.
- o Organised two days national seminar on 'Science & Philosophy of Healing' in collaboration with Gandhi Peace Foundation and Universal Healing Charitable Trust.
- o Organised Inter College sports meet.

● **Budget Allocation and Performance (2004-05)**

Budget Allocation	:	Rs.831.73 lakhs
Performance Budget	:	Rs.877.46 lakhs

● **Number of beneficiaries (Higher Education Department)**

	<u>Male</u>	<u>Female</u>	<u>Total</u>
Teaching Staff	70	36	106
Non-Teaching Staff	118	26	144
Students	1067	565	1632
(SC)			
Teaching Staff	14	1	15
Non-Teaching Staff	24	7	31
Students	100	275	275
(ST)			
Teaching Staff	7	0	7
Non-Teaching Staff	11	0	11
Students	146	89	235

- Twenty four workshops, training programs, seminars were conducted by various departments, constituent colleges of the Vidyapith
- Teachers and scholars visited from Japan, Germany, France, Italy, Shrilanka, South Africa, Iran, USA and New Zealand
- 14 Books, 32 Research Articles and 46 Articles published by teachers of the Vidyapitha

3.2.11 Tilak Maharashtra Vidyapeeth, Pune

1. Budget allocation and performance budget for the reporting year 1st April, 2004 to 31st March, 2005.

<u>S.No.</u>	<u>Items</u>	<u>X Plan Allocation</u> (Rs. in lakhs)	<u>Performance Budget</u> (Rs. in lakhs)
1.	Books & Journals	32.00	7.83
2.	Equipment	7.00	3.75
3.	Staff	120.50	7.75
4.	Others:Campus Development	8.00	3.86
5.	Buildings		65.00
Total		232.50	23.20

- Conferences organised, foreign delegations visited and other important functions held :
 - o As per recommendation of the Search Committee Dr. Deepak J. Tilak has been appointed as Vice-Chancellor for a period of 5 years and Dr. Tilak assumed the office of the Vice-Chancellor on 1st June, 2004.
 - o On 30.08.2004 Indira Beharay Gold Medal has been awarded to Prof. Krishna S. Arjgunwadkar, an eminent Sanskritist.
 - o On 31.05.2004 Late L.V. Agashe Sanskrit Teacher Award was given to Sanskrit Eminent Gulam Dastagir A. Birajdar.
 - o On 06.05.2004, 83rd anniversary of the Vidyapeeth has been celebrated. Various events were organized on this occasion.
 - o Sixteenth annual convocation was scheduled on 15.02.2005.
 - o On 29.11.2004, Late V.W. Bapat Lecture Series and 24.03.2005, Late D.V. Apte Lecture Series were organized.
 - o On 01.08.2004, statue of Lokmanya Kilak was unveiled at the hands of Dr. N.R. Narayanmurthy, Chairman & Chief Mentor, INFOSYS Technologies.
 - o On 6-7 October 2004, a committee of the Distance Education Council visited Vidyapeeth to evaluate the programs run under Distance Education.
 - o On 22.11.2004, Kalidasa Mahotsava was organized. On this occasion Late Prof. Baburao Shirole Memorial Lecture Series was arranged.
 - o On 06.02.2005, Vidyapeeth in association with Indian Institute of Research in Numismatics Studies organized one day workshop on 'An Introduction of Historic Indian Coins and their Manufacturing Technic'. Interested people in this field were participated.
 - o On 21-23 January, 2004 National Seminar on Marginalised Peoples has been organized

- o On 26-27 April, 2004, Workshop on Recent Trends in Social Sciences was organized.
- o On 26-27 February, 2005, National Conference on Ayurvediyah Ndiana was organized and nearabout 300 experts from Gujarat, UP, Rajasthan, Orissa, Goa participated.

3.2.12 Dayalbagh Educational Institute, Agra

- Details of Actual Expenditure and Budget Allocation of UGC Maintenance Grant for the financial year 2004-05

	Actual Expenditure (Rs. in lakhs)	UGC Budget Allocation (Rs. in lakhs)
A. Salaries & Allowances		
1. Teaching Staff	233.52	
2. Non-Teaching	154.12	384.67
B. Pension and Retirement Benefits		
1. Teaching Staff	11.79	
2. Non-Teaching	3.87	15.78
C. Non Salary Expenditure		
1. Maintenance of Laboratory	15.07	
2. Maintenance of Journals	5.36	
3. Maintenance of Equipments	2.33	
4. Campus Developments	22.24	
5. Contingencies	15.52	60.52
D. One time grant for over-head Tank	28.02	28.00
	491.84	486.97

- **Coverage of Target Group**

- o SC/ST Student
- o Teachers appointed : SC-1, ST-2
- o Students admitted : SC-427, ST-53
(2005-2006)
- o Scholarships : 173 (both for SC and ST)

- **Conferences organized and Important functions held**

- o The Institute organized a Diamond Jubilee Memorial Lecture on May 7, 2005 addressed by Prof. Ved Prakash, Secretary, UGC, New Delhi.
- o The Institute is celebrating its Silver Jubilee with great fervor and enthusiasm. The inaugural function was held on 16th May, 2005. The special lecture series is being organized.
- o A one day seminar on the topic "Futuristic Computing Strategies" was also organized under celebrations of Silver Jubilee year under UGC-SAP on 31st March, 2006 by the Department of Physics and Computer Science.

- o A two days conference on “Differential Geometry and Topology in the Perspective of Modern Trends (DGPM T-2006)” sponsored by UGC was held on February 18-19, 2006 by the Department of Mathematics.
- o 12 Guest Lectures were organized during the period. Important officials from various industries addressed the students on matters of topical interest.
- o The National Assessment and Accreditation Council (NAC) peer team visited in the Institute, October 3-7, 2005 for assessment and accreditation. The Institute has been accredited as B++ grade.
- o A Memorandum of Understanding (MOU) has recently been signed by the Institute with the University of Maryland, USA providing support to specific activities for a period of three years.
- o Thirty three research papers were published in leading National journals and fifteen research papers were published in International Journals.

3.2.13 Janardan Rai Nagar Rajasthan Vidyapeeth, Pratapnagar, Udaipur.

- During the year 2005-06, the Janardan Rai Nagar Rajasthan Vidyapeeth received a grant of Rs.15,30,000/-.
- Total teaching staff 146 (41 women) ; Total Non-teaching staff : 229 (29 women)
Total no. of students : General: 1720, OBC:521, SC:371, ST:195, PH:14, Total:2821
- Vidyapeeth has organized 5 seminars/conferences.
- Vidyapeeth publishes two Journals regularly. Samaj Sikshan is a Journal of Adult and Continuing Education. Besides, a Journal Shodh Patrika is also published. It is a Research Journal of Humanities and Social Sciences. During the year 2005-06, Rajasthan Vidyapeeth published a book “Patra Prakash” also.
- Vidyapeeth has a constituent department of Adult and Continuing Education, which has a network in three hundred villages.
- During the X Plan period, Vidyapeeth has got the sanction of Women’s Studies Centres from the University Grants Commission, New Delhi
- B.Ed.(Child Development) is a specific programme of Teacher Education.
- Vidyapeeth also conducts Teaching and Research Programmes in Archaeology to preserve the cultural heritage of Rajasthan.
- During the year under report, 65 jobs offered by Twenty Two companies at the Institute of Management Studies for placement of Management graduates. During the Campus Interview, Thirty seven jobs have been qualified and Twenty Seven students have joined at a minimum of Rs.8,500/- p.m.

3.2.14 Jamia Hamdard, New Delhi.

- Budget allocation for the year 2004-05 is Rs.2062.13 lakhs.
- Jamia Hamdard came into being with the status of a ‘Deemed to be University’ by a notification issued by the Ministry of Human Resource Development, Govt. of India, on 10th May, 1989 with the amalgamation of institutions established by Janab Hakkeem Saheb to promote professional education and the Unani system of medicine for alleviating human sufferings.
- Jamia Hamdard is the only NAAC accredited ‘A’ Grade University in the capital. It is also the first Govt. of India approved minority university in the country. Though the core competence of Jamia Hamdard lies in the areas of Health Sciences, Biosciences, Islamic Studies and Pharmacy, it has also branched off into the fields of Information Technology and Management Studies taking into account the demands of the job market. In 2004-2005, Jamia Hamdard has 7 Faculties.

- Jamia Hamdard has a campus spread over 100 acres. The University has established a university campus wide information system.

- **Coverage of the target**

Teaching staff : 169 (out of which, W-69, SC-1, ST-0)

Non-teaching staff : 592 (out of which, @-122, SC-37, ST-0)

Total No. of students : 2863 (SC-77, ST-7)

- **Student's Admissions**

Against the intake capacity of 888 students, 950 students belonging to the General, NRI/Industry Sponsored Category students were admitted during 2004-05. In addition, 109 foreign students were also admitted.

Against the prescribed standard of minimum 180 teaching days, the actual teaching days in the university varied from 188 days to 221 days in the various Faculties during 2004-2005.

With a view to inculcating tolerance, spirit of accommodation and concern for social issues among the students, the university organized lectures of eminent persons for students, teachers and staff under Value Education Lecture Series. The university also organized various extra curricular and activities for its students and staff during the year for promoting the spirit of camaraderie amongst the students and staff. The students also took active part in National Service Scheme (NSS) and Nation Cadet Corps (NCC) programmes.

During the period under report, 24 meetings of the Selection Committees were held for recruitment of teachers and staff. 22 teachers/staff members got promotions to next higher grades under UGC's Career Advancement Scheme and financial upgradation under Assured Career Progression Scheme.

- The university has organized 51 conferences/seminars/workshops and other important functions by the various departments in the year 2005-06.
- Eleven foreign delegation visited the University during the year 2005-06.
- The university has signed the 10 MOU for Academic Exchange/ Distance Education/ Research Collaboration with the many Institutions abroad.
- The university publishes biannual three journals viz. Studies in History of Medicine and Science, Studies on Islam and Indian Journal of Federal Studies.

3.2.15. The Gandhigram Rural Institute, Gandhigram.

- Budget allocation and performance budget for the reporting year 1st April 2004 to 31st March, 2005 :

Budget allocation for 2004-05 (Rs. in lakh)	Grant Received from UGC for 2004-05 (Rs. in lakh)	Actual Expenditure for 2004-05 (Rs. in lakh)
Rs.1129.17	Rs. 1141.98	Rs.1069.15

- Coverage of the target group including number of beneficiaries (Students strength for the year 2005-06)

2005-2006	Enrolment			SC's			ST's		
	B	G	T	B	G	T	B	G	T
Regular	401	414	815	142	94	236	3	3	6
Self-Finance	20	71	91	2	9	11	0	0	0
Total	421	485	906	144	103	247	3	3	6

- 10 conferences, foreign delegations visited during the year under report.
- 10 distinguished persons visited the institution during the year under report.

- Some important functions held in the institution during the year under report.
- Many agreement has been signed by the institution with other countries/ international organizations.
- Many publications brought out during the year under report.

3.2.16. Central Institute of English and Foreign Languages, Hyderabad.

● Budget Allocation and Performance Budget for the reporting year 01.04.2004 to 31.03.2005

(Rs. in lakhs)

o Salary Expenditure	662.55
o Retirement Benefits and Pension	130.27
o Non-Salary Expenditure	281.69
Total	1074.51

- Coverage of target group including number of beneficiaries (Teachers, Students, Women's, SC/ST etc.) during 2005-06

	Total	Men	Women	SC	ST
Students	1739	991	748	72	41
Teachers	89	56	33	7	3

● Research Degrees Awarded

Ph.D 03

M.Phil 43

- Conferences organized, foreign delegations visited and other important functions held, if any :
Centre for Arabic Studies organised an international seminar entitled Arabic Language and Literature in Iran

● Visitors

- o His Excellency Ole Somenets, Ambassador of Ukraine
- o Prof. Y. Hookoomsing, Pro Vice-Chancellor University of Mauritius
- o Her Excellency Nirupama Rao, High Commissioner of India in Sri Lanka
- o Ms. Devi Maghera, English Language Training, British Council, Chennai
- o Mr. Luis Peral Guerra, Honorable Minister of Education, Community of Madrid, Spain
- o His Excellency Vycheslav Ivanocicrhruubnikow, Ambassador of Russian Federation, alongwith V.V. Antonyuk, Consul-General, Russian Embassy and Mr. Y. Khrisankov, First Secretary, Russian Embassy, New Delhi.

● Agreements with other countries/International organizations

- o Academic Agreement Between faculty of Arts-Kuait University and CIEFL for a period of five years.
- o Memorandum of Understanding between CIEFL, Hyderabad (India) and Universite Lumiere Lyon2 LYON, FRANCE.
- o Agreement of Cooperation between the CIEFL and Rovira I Virgili University
- o Understanding between the Institute of Asian and African Studies, Moscow State University, Russia and CIEFL valid till the end of 2008 (25.01.2005-07.01.2005)

- o Understanding between EMESCO books, Hyderabad and CIEFL Materials Bank entered on January 2006.
- o Secretariat for Education of the State of Jalisco, Mexico.
- o Agreement between Ritsumeikan University
- o Inter-Institutional Agreement International University of Kyrgyzstan
- o International Co-operation Agreement with University of Valladolid (Spain).

● **List of Publications brought out during the year 2005-06 :**

- o Research Monographs : 04 Nos.
- o Books published : 69 Nos.
- o Articles : 06 Nos.
- o Journals : 02 Nos.
- o Audio Cassettes : 04 Nos.

● **Awards**

- o Prof. V.S.S. Sastry, Vice-Chancellor of the Institute was awarded the title of Chevalier des palmes academiques by the Government of France, in recognition of his efforts to promote the French language and culture in India.
- o Dr. Syed Rashid Naseem, Lecture, Centre for Arabic Studies, was awarded the Maharshi Badrayan Vyas Samman for the year 2005 and received the Award from the President of India.

3.2.18. Banasthali Vidyapith, Bansthali Vidyapith, Rajasthan.

Vidyapith is fully conscious of its role as an educational institution for women and is making all possible efforts to discharge the special responsibility cost on it on this account. It fully endorses to the view held by "Commonwealth of learning on Women Education", which emphasizes two main responsibilities of women education in India :

- to equip them to occupy the position of power that will in theory become available to them.
- to provide appropriate training to enable them to assume leadership roles in their communities.
- Budget allocation and performance budget for the year 01.04.2004 to 31.03.2005

The recurring expenditure during the financial year 2004-2005 was Rs.16.68 crores and the non-recurring expenditure was Rs.8.97 crores. A recurring expenditure of Rs.1.19 crores and non-recurring expenditure of Rs.1.81 crores on UGC and Government of India funded schemes is not included in the expenditure mentioned above. As against a recurring expenditure of Rs.16.68 crores the grant received from the Government of Rajasthan was Rs.2.19 crores and UGC Rs.3.00 crores. Vidyapith assets was Rs.2.37crores, fees realized from the students was Rs.16.55 crores and a sum of Rs.31.80 crores came from other miscellaneous sources. Thus, there remained a surplus of Rs.1.55 crores. An expenditure of Rs.7.23 crores has been incurred on building construction which was included in the total non-recurring expenditure of Rs.8.77 crores.

A sum of Rs.5.40 crores was realized as hostel fees. During the year the hostel expenditure (including mess expenses) amounted to Rs.5.32 crores. Thus there was a small surplus of Rs.8.06 crores.

On March 31, 2005, the total accumulated deficit of the Vidyapith was Rs.316.51 lacs.

- Coverage of target group including number of beneficiaries (Teachers, Students, Women, SC/ST. etc).

There are 682 members of the staff in the Vidyapith. Besides them, there are 349 category II workers comprising attendants, watchmen etc. Out of 682 workers of category I, there are 411 teachers and 271 non-teaching members. In the University Education Wing, out of 312 posts, 18 are Professors, 35 Readers, 201 Lecturers and 58 others.

In the School Education Wing, there are 99 teachers. The Senior Secondary School has 77 posts and the Primary School has 22.

The members of the staff of the Vidyapith hail from 21 States of India and speak 13 different languages as their mother tongues.

In the Vidyapith, 5637 students have been enrolled during 2004-2005. Out of them 1547 students are in the school section and 4090 are in the higher education wing. These students hail from 27 States, 2 Union Territories, and Nepal, Oman & United Arab Emirates. They follow all the major religions of India and speak different Indian languages.

- Conferences organized, foreign delegation visited and other important functions held from 1st April, 2005 to 31st March, 2006
 - o UGC-INFONET Awareness Programme October 18, 2005
 - o National Seminar-Cum-Workshop on Communication Training in the Global Context-Foreign Language skills. January 28-29, 2006
 - o National Seminar on “Premchand Aur Hamara Samay”. February 1-3, 2006
 - o All India Inter-University Hockey (Women) Tournament. February 5-13, 2006
 - o 70th Annual Function of the Vidyapith Chief February 21, 2006
Guest : Her Excellency Smt. Pratibha Patil, Governor of Rajasthan
 - o Convocation of Vidyapith Chief Guest: Ms. February 28, 2006
Anu Aga, Director, Thermext Ltd., Pune
 - o National Seminar on Recent Trends in March 5-6, 2006
Combinatorics and its Applications NSRTCA
 - o Workshop on Graphics March 16-20, 2006
- During 2005-2006, 36 publications have been brought out by the faculty of the university.
- In addition, the faculty and staff has been actively participating in the University Automation drive wherein the various activities of the Vidaypith have been computerized through in-house development and in association with an outside agency. Partial lists of activities are :
 - o Participation in Banasthali-wide campus networking
 - o Library Automation (LIBSYS Corp. and INFLIBNET)
 - o Admission Automation
 - o Smart card Implementation
 - o Website design and Development
 - o Banasthali International Website
 - o Study Abroad Program

3.3 SPECIAL DEVELOPMENT GRANT FOR YOUNG UNIVERSITIES

During the X Plan, the UGC has identified one of the thrust areas for strengthening newly created universities by providing them additional grant for both quality and quantity in higher education which demands better academic and physical infrastructure. The grant provided under this scheme can be utilized exclusively for creating infrastructural facilities of a capital nature such as libraries, hostels, staff quarters, class rooms, laboratories, canteens, auditoria, guest houses, play grounds etc. The eligible universities will get assistance as a one time grant over and above X Plan allocation up to a maximum of Rs.1.00 crore (Rupees one core) for augmenting/improving/extending their physical infrastructure. The Universities which have been included under section 2(f) and declared eligible for central assistance under 12 (B) of the UGC Act of 1956 during VIII Plan onwards are eligible to receive grant from UGC under this new scheme.

During the year 2005-06, grants amounting to Rs.3.96 crores have been paid to 10 State Universities.

3.4 SPECIAL DEVELOPMENT GRANT FOR UNIVERSITIES IN BACKWARD AREAS

It is observed by the UGC that there is a visible disparity between the universities situated in metropolitan cities and urban and semi-urban areas, and the universities located in backward areas. In order to partially overcome such disparities and to improve the higher education scenario presently prevailing in the backwards areas of the country, the UGC has initiated a scheme entitled "Special Development Grant for universities in Backwards Areas". Beneficiary universities under this scheme will be able to strengthen their available infrastructure and create essentially required additional basic infrastructure. This will help the universities to evolve to a level where they are able to introduce innovations in academics and meet the challenges of globalization.

All eligible universities under section 2(f) and 12(B) of the UGC Act of 1956 and physically located in backward areas (an exhaustive list of backwards areas, made available by the Planning Commission) are to be considered under this scheme. Eligible universities under this scheme will be provided upto Rs.70.00 lakh (Rupees Seventy lakh only) as one time additional grant over and above the X Plan allocation made to them. This grant can be utilized exclusively for creating/upgrading/augmenting infrastructural projects of capital nature such as central facilities like library, staff quarters, classrooms, laboratories, hostels, conference hall etc.

During the year 2005-06, grants amounting to Rs.1.68 crores have been paid to 7 Universities (5 State and 2 Deemed).

3.5 NATIONAL COMMON MINIMUM PROGRAMME (NCMP)

On the recommendation of Ministry of Human Resource Development, Govt. of India, the UGC had released an additional grant of Rs.50.00 crores as a special grant for maintenance and upgradation of the following universities during 2005-06.

(Rs. in crores)

Sl. No.	Name of the University	Grant paid (Rs.)
1	Madras University	20.00
2.	Calcutta University	20.00
3.	Mumbai University	10.00
	Total	50.00

3.6 SPECIAL/ADDITIONAL PLAN GRANT FOR INFRASTRUCTURE DEVELOPMENT

In addition to the regular Development (Plan) grant, special/additional grants amounting to Rs.86.91 crores were released to the following 11 Central Universities. This includes allocation of additional earmarked funds provided by the MHRD to UGC for release to various Central Universities. The grant was earmarked for infrastructure development, procurement of major equipment, up-gradation of existing facilities and special repairs etc.

(Rs. in crores)

Sl. No.	Name of the University	Grant paid (Rs.)
1	Aligarh Muslim University	2.83
2	Banaras Hindu University	18.23
3	University of Allahabad	20.00
4	Manipur University	10.00
5	Jamia Millia Islamia	7.50
6	Jawaharlal Nehru University	2.00
7	North Eastern Hill University	2.00
8.	M.G.A. Hindi University	8.00
9	University of Hyderabad	4.77
10	M.A.N. Urdu University	9.08
11	Visva Bharati	2.50
	Total	86.91

Under special PM package, an amount of Rs.5.00 crores against the allocation of Rs.9.00 crores has been paid to Himachal Pradesh University during 2005-06, over and above the X plan allocation.

4. DEVELOPMENT (PLAN) AND MAINTENANCE (NON-PLAN) GRANTS TO COLLEGES

4.1 THRUST OF TENTH PLAN FOR THE DEVELOPMENT OF COLLEGES

Development of Colleges is an important area in higher education system from the point of view of maintenance of standards, promotion of innovation and change and, equalization of educational opportunities for disadvantaged and differently abled sections of society, particularly for Scheduled Castes and Scheduled Tribes, because Colleges are responsible in a major way for under-graduate education and to a great extent even for post-graduate education.

During the Tenth Plan, the programme of development assistance to Colleges has been implemented with the following objectives:

- To provide grants to the Colleges for strengthening basic infrastructural facilities including buildings (extension/renovation/construction of new buildings) which are needed for proper instruction and for those colleges which are catering to the needs of SC/ST students.
- Removal or reduction of social disparities and regional imbalances.
- To provide special remedial coaching to academically poor performers particularly from SC/ST and Minority Communities.

To achieve these objectives, the UGC has been providing grants to the Colleges which fulfill the minimum eligibility conditions, and possess the necessary viability and potential and are striving for better standards to enable them to meet their basic needs. The parameters which are considered for assistance to colleges, have been number of teaching departments, number of permanent teachers, students enrolment, percentage of SC/ST students, field work etc.. Hence, the assistance to colleges varies according to the fulfillment of eligibility conditions.

4.2 COLLEGES RECOGNIZED BY UGC FOR FINANCIAL ASSISTANCE

As on 31st March, 2006 there are nearly 18,064 Colleges in the country. Out of which, only 6,109 Colleges are recognized by the UGC under Section 2(f) of the UGC Act, 1956. Out of the number of recognized colleges, 5,525 Colleges are eligible to receive central assistance under Section 12 (B) of the UGC Act, 1956.

4.3 GRANTS TO COLLEGES BY THE UGC REGIONAL OFFICES

The UGC has decentralized its functioning by opening seven Regional Offices in the country since 1994, in a phased manner for easy access and speedy release of grants and implementation of various schemes/programmes relating to colleges. Later on, one of the UGC Regional Office viz. Northern Regional Office (NRO), Ghaziabad has been converted into “Northern Region Colleges Bureau “ and shifted from Ghaziabad to Delhi at 35 Ferozeshah Road, New Delhi w.e.f. 25.09.2001. The list of UGC Regional Offices/Bureau with details like name, location, date of establishment and coverage of States is indicated in the **Appendix:XIII**.

Grants to the eligible Colleges all over the country are disbursed by these Regional Offices/Bureau under the following nine schemes/programmes.

- Development Assistance to Colleges (UG/PG)
- Construction of Women’s Hostels.

- Faculty Improvement Programme (Award of Teacher Fellowships to college teachers for doing M.Phil/Ph.D).
- Research Funding for Supporting Research Schemes (Minor Research Projects for College Teachers – Humanities, Social Sciences and Sciences).
- Research Workshops/Symposia and Conferences in Colleges.
- Autonomous Colleges (Release of Grants Only).
- Facilities for Differently Abled Person (Visually Handicapped Teachers).
- Special Development grant for colleges in Educationally Backward areas.
- Special Development grants for Young Colleges.

Tenth Plan College Development Scheme

The UGC provides assistance to colleges which are included under section 2(f) and 12(B) of the UGC Act, 1956 for the development of Undergraduate/Postgraduate Colleges which fulfil the eligibility conditions as prescribed in the X Plan guidelines. Under the scheme, financial assistance is provided to the colleges for strengthening basic infrastructure and meet their basic needs like Books and Journals (including Book Banks), scientific equipment, staff, campus development, teaching aids which are needed for proper instruction, extension/renovation of existing building and construction of new buildings, extension activities, remedial coaching to academically poor performers etc.

The state-wise details of tenth plan development grants allocated and released to the colleges under College Development Scheme are as given below:

Table 4.1 : Tenth Plan Development Grants Allocated and Paid to the Colleges: (State-wise) during 2005-06

(Rs. in lakhs)

S. No.	State/U.T.	Number of colleges under Section 2(f) & 12(B) as on 31.3.2006	Total grant approved (UGC share) for colleges under X Plan college Development scheme (2002-07)	Total amount paid from 1.4.2005 to 31.3.2006	Total amount paid from 1.4.2002 to 31.3.2006
1.	2.	3.	4.	5.	6.
1.	Andhra Pradesh	310	2831.69	287.96	1595.570
2.	Arunachal Pradesh	05	45.77	4.36	31.61
3.	Assam	170	1534.28	310.20	1138.76
4.	Bihar	279	2643.89	244.86	1795.84
5.	Chhattisgarh	131	1153.89	232.35	384.73
6.	Goa	18	176.73	6.51	83.48
7.	Gujarat	285	3654.44	180.18	1154.98
8.	Haryana	137	931.54	38.77	502.39
9.	Himachal Pradesh	39	323.85	2.08	127.62
10.	Jammu & Kashmir	30	279.17	2.30	149.71
11.	Jharkhand	67	817.40	78.26	415.08

12.	Karnataka	417	2968.15	533.46	2004.39
13.	Kerala	510	2455.93	458.54	1609.72
14.	Madhya Pradesh	333	2713.55	590.40	1581.49
15.	Maharashtra	625	8224.09	562.95	2866.25
16.	Manipur	40	335.87	55.78	286.07
17.	Meghalaya	16	110.20	22.32	102.33
18.	Mizoram	10	82.90	14.25	69.34
19.	Nagaland	07	47.16	9.27	41.31
20.	Orissa	244	2186.93	288.02	1339.21
21.	Pondicherry (including Andaman & Nicobar Islands)	07	80.80	21.94	48.321
22.	Punjab	220	1652.64	121.22	905.35
23.	Rajasthan	172	1586.72	453.95	936.59
24.	Sikkim	02	20.81	5.63	14.90
25.	Tamil Nadu	212	2820.03	430.10	1680.27
26.	Tripura	12	106.25	36.19	77.10
27.	Uttar Pradesh	402	3708.64	221.65	2425.92
28.	Uttaranchal	23	217.81	2.91	141.17
29.	West Bengal	345	3469.91	396.34	2343.65
	Total	5068	47181.04	5612.75	25853.15

4.4 SCHEME-WISE POSITION OF RELEASE OF GRANTS BY THE UGC REGIONAL OFFICES/ BUREAU.

(a) Construction of Women's Hostel

With a view to provide hostels and other infrastructural facilities in the colleges to achieve the goal of enhancing the status of women, the Commission had introduced a special scheme for the Construction of Women's Hostel during the year 1995-96. The Colleges which come within the purview of the UGC and are fit to receive central assistance under Section 12(B) of the UGC Act, are eligible to receive financial assistance under this scheme. The financial assistance from the UGC under the scheme is on 100% basis subject to the ceiling given below:

Women Enrolment	Amount (Rs. In Lakhs)
(a) Upto 250	15.00
(b) 251-500	20.00
(c) more than 500	25.00

Expenditure over and above the UGC allocation/ceiling is to be met by the institutions from their own resources, for which clear indication and assurance is to be provided by the concerned institution. UGC does not provide any escalation cost over and above the allocation/ceiling under X Plan guidelines.

The position of grants paid under the scheme of Construction of women's Hostel by the Regional Offices/ Bureau during 2005-06 is as given below:

Name of the Regional Office/Bureau	Amount paid during 1.4.2005 to 31.3.2006 (Rs. In Lakhs)
CRO, Bhopal	304.20
ERO, Kolkata	551.00
NERO, Guwahati	716.94
SERO, Hyderabad	380.00
SWRO, Bangalore	254.98
WRO, Pune	432.50
NRCB, New Delhi	515.73
Total	3155.35

(b) Faculty Improvement Programme

Under Faculty Improvement Programme, "Teacher Fellowship" is provided to the teachers of the eligible universities and colleges to pursue their academic/research activities leading to the award of M.Phil./Ph.D., degree.

An amount of Rs.10,000/- towards contingency + Salary for substitute teacher is provided under this scheme.

The amount of grants paid by the UGC Regional Offices/Bureau under this Programme during 2005-06 is as follows:

Name of the Regional Office/Bureau	Amount paid during 1.4.2005 to 31.3.2006 (Rs. in Lakhs)
CRO, Bhopal	34.24
ERO, Kolkata	204.83
NERO, Guwahati	163.73
SERO, Hyderabad	385.00
SWRO, Bangalore	522.09
WRO, Pune	346.98
NRCB, New Delhi	44.88
Total	1701.75

(c) Research Funding Council for Supporting Research Scheme (Minor Research Projects)

The objective of the Scheme is to promote excellence in research in higher education by supporting research programmes of university and college teachers in various disciplines. Teachers of eligible universities and colleges can apply under the scheme of Minor Research Projects and get a financial assistance upto Rs.1.00 lakh.

The position of Minor Research Projects (Humanities, Social Sciences and Sciences) approved and grants paid by the UGC Regional Offices/Bureau during 2005-06 is as given below:

Name of the Regional Office/Bureau	Number of Proposals received		Number of Proposals approved		Amount paid from 1.4.2005 to 31.3.2006	
	Science	Social Sciences	Science	Social Sciences	Science	Social Sciences
CRO, Bhopal	228	316	199	356	66.04	80.86
ERO, Kolkata	263	523	166	304	118.00	190.00
NERO, Guwahati	190	293	143	232	93.98	118.64
SERO, Hyderabad	369	203	129	106	85.00	64.00

SWRO, Bangalore	1146	1241	663	646	73.75	65.49
WRO, Pune	238	254	162	169	100.73	65.31
NRCB, New Delhi	191	257	114	155	44.71	78.58
Total	2625	3087	1576	1968	582.21	662.88

(d) Research Workshops/Symposia and Conferences in Colleges

Under the scheme financial assistance is provided to institutions for organizing Workshops/Seminars/Symposia and Conferences at National and International Level in various fields. Further, the Scheme intends to promote high standards in colleges by way of extending facilities to teachers and researchers by providing a forum for sharing their knowledge, experiences and research.

All eligible colleges can apply under the scheme. An amount ranging from Rs.70,000/- to 1.50.000/- is provided under the Scheme.

The details of proposals approved and the grants paid by UGC Regional Offices/Bureau to the colleges under the scheme of Research Workshops/Symposia and Conferences during the period 2005-06 are as given below:

Name of the Regional Office/Bureau	Number of proposals received	Number of Proposals approved	Amount paid during 2005-06 (Rs. in lakhs)
CRO, Bhopal	145	108	40.94
ERO, Kolkata	459	243	123.45
NERO, Guwahati	107	70	29.83
SERO, Hyderabad	289	113	100.00
SWRO, Bangalore	1210	481	45.00
WRO, Pune	285	202	81.23
NRCB, New Delhi	266	180	100.23
Total	2761	1397	520.68

(e) Autonomous Colleges

The objective of the Scheme of Autonomous Colleges is to improve the quality of undergraduate education by de-linking colleges from the affiliating structure. An amount ranging from Rs.5.00 lakh to Rs.12.00 lakh is provided to the colleges under the scheme depending upon the number of faculty. The position of grants sanctioned by the UGC Regional Offices/Bureau to the Autonomous Colleges during 2005-06 is as given below:

Name of the Regional Office/Bureau	Number of Autonomous Colleges Assisted (1.4.2005 to 31.3.2006)	Amount paid from 1.4.2005 to 31.3.2006 (Rs. in lakhs)
CRO, Bhopal	07	59.96
ERO, Kolkata	20	184.67
NERO, Guwahati	01	7.00
SERO, Hyderabad	49	374.60
SWRO, Bangalore	10	68.00
WRO, Pune	02	13.00
NRCB, New Delhi	00	--
Total	89	707.23

(f) Facilities for Differently Abled Persons (Visually Handicapped Teachers)

Under the Scheme, financial assistance is provided to the visually handicapped teachers of the eligible universities and colleges, to achieve self dependence by using various aids for teaching, learning and research. An amount upto Rs.12,000/- p.a. is provided to the teacher under the Scheme.

The details of the grants paid by UGC Regional Offices/Bureau to the colleges under the scheme of Facilities for Differently Abled Persons (Visually Handicapped Teachers) during the period 2005-06 are as given below:

Name of the Regional Office/Bureau	Number of colleges/persons assisted during 2005-06	Amount paid from 1.4.2005 to 31.3.2006 (Rs. in lakhs)
CRO, Bhopal	11	1.62
ERO, Kolkata	10	2.50
NERO, Guwahati	01	0.12
SERO, Hyderabad	42	5.00
SWRO, Bangalore	17	1.56
WRO, Pune	9	1.08
NRCB, New Delhi	8	4.86
Total	98	16.74

(g) Scheme of Special Development Grant for Colleges in Educationally backward Areas

Under the Scheme, a special development grant is provided to the eligible colleges located in the identified backward areas to ensure the equity and access of higher education to deserving students. The college recommended by an Expert Committee constituted by the UGC is eligible to receive up to Rs.10.00 lakh as a 'one time grant'.

The details of the grants paid by UGC Regional Offices/Bureau to the colleges under the scheme of Special Development Grant for Colleges in Educationally Backward Areas during 2005-06 are as given below:

Name of the Regional Office/Bureau	Number of colleges approved/ assisted during 2005-06	Amount paid from 1.4.2005 to 31.3.2006 (Rs. in lakhs)
CRO, Bhopal	25	88.74
ERO, Kolkata	183	905.12
NERO, Guwahati	19	179.95
SERO, Hyderabad	42	120.00
SWRO, Bangalore	111	262.20
WRO, Pune	40	266.50
NRCB, New Delhi	47	312.39
Total	467	2134.90

(h) Scheme of Special Development Grant for Young Colleges

Under the Scheme, financial assistance is provided to the colleges who have been included by the UGC under Section 12(B) of UGC Act, 1956 in the IX Plan and this Scheme aims to ensure the equity and access of higher education to deserving students. The college recommended by the Expert Committee constituted by the UGC is eligible to receive 'one time grant' upto Rs.10.00 lakh.

The details of the grants paid by UGC Regional Offices/Bureau to the colleges under the scheme of Special Development Grant for Young Colleges during 2005-06 are as given below:

Name of the Regional Office/Bureau	Number of colleges approved/ assisted during 2005-06	Amount paid from 1.4.2005 to 31.3.2006 (Rs. In lakhs)
CRO, Bhopal	17	68.99
ERO, Kolkata	32	122.87
NERO, Guwahati	23	202.64
SERO, Hyderabad	07	18.00
SWRO, Bangalore	81	77.80
WRO, Pune	141	941.90
NRCB, New Delhi	12	151.85
Total	313	1584.05

4.5 PLAN GRANTS TO STATE COLLEGES

Table 4.2: Plan Grants to State Colleges : 2005-06

(Rs. in Crores)

S.No.	State	Grant Paid
1.	Andhra Pradesh	11.49
2.	Arunachal Pradesh	0.27
3.	Assam	18.98
4.	Bihar	10.42
5.	Chattisgarh	4.46
6.	Goa	0.61
7.	Gujarat	5.33
8.	Haryana	4.09
9.	Himachal Pradesh	0.56
10.	Jammu & Kashmir	1.66
11.	Jharkhand	2.26
12.	Karnataka	15.20
13.	Kerala	14.06
14.	Madhya Pradesh	10.96
15.	Maharashtra	33.57
16.	Manipur	-
17.	Orissa	11.74
19.	Punjab	8.03
20.	Rajasthan	9.37
21.	Tamil Nadu	21.01
22.	Tripura	1.24
23.	Uttar Pradesh	14.77
24.	Uttaranchal	0.40
25.	West Bengal	13.32
	Total	214.00

4.6 GRANTS TO DELHI COLLEGES AND CONSTITUENT COLLEGES OF BANARAS HINDU UNIVERSITY

Fifty three out of 71 Colleges located in Delhi and affiliated to University of Delhi and four colleges affiliated to Banaras Hindu University are being paid maintenance (Non-Plan) grants since 1955-56 and 1983-84 respectively. Apart from non-plan grants, these colleges are also being supported under plan. At present, 53 colleges and 12 Hostels of Delhi University are being provided grants both under plan and Non-plan schemes and only five colleges, maintained by Delhi Administration, only plan grants.

Non-plan Grants

The UGC has been providing Non-plan grants (maintenance) to Delhi Colleges and BHU Colleges since 1955-56 and 1983-84 respectively with the objective to provide basic facilities/infrastructure. At present, 53 colleges and 12 hostels are being paid grants both under Plan and Non-plan and 5 colleges maintained by Delhi Administration are being paid only plan grants. (Appendix-XIV).

Out of 53 Colleges, UGC provides 95% maintenance grant to 36 colleges and balance 5% of management share is being met by them from the Trust/Delhi Administration. Out of 36 Colleges, 16 Colleges get their management share from Delhi Administration and 20 Colleges get from their respective Trusts. The balance 11 evening colleges and 6 university maintained colleges are getting 100% assistance from UGC.

A college is designated as an "Extended College" if its enrolment exceeds 1500. However, upto 1000 enrolment, the college will be paid on 95%/100% basis depending on the category to which it belongs to. Beyond 1000 enrolment, 100% maintenance grant would be paid, irrespective of the category to which a college belongs to Trust/Delhi Administration.

These 53 Delhi colleges meet both their salary and non-salary expenditure out of the Maintenance Grants received from UGC. To determine the budget of each college, annual meetings are held with the Principals of the colleges.

UGC also provides maintenance grants only to four BHU colleges under Non-Plan. The BHU colleges are assisted as per the following formula:

- 47.5% grants funded by UGC
- 47.5% grants funded by U.P. Government
- 5% grants from the management of the college

During 2005-06, the following Non-Plan grants have been provided to Delhi and BHU Colleges :

- Delhi Colleges : Rs. 318.96 crores
- BHU Colleges : Rs. 2.26 crores

Plan Grants

General Development grants (Plan) are provided to 58 Delhi Colleges for purchase of books and journals, equipment, remedial courses, extension activities, Participation of Teachers in Academic Conferences, Building Projects, Improvement of hostel facilities, repair and innovations of the college building. During the year under report, grants have also been paid to these colleges under the scheme "assistance to visually handicapped teacher".

During 2005-06, plan grants have been provided to 44 out of 58 colleges on the receipt of utilization certificates. As the rest of 14 colleges have not sent the utilization certificates for the grants released earlier, no grant was released to these colleges.

The position of release of grants during 2005-06 is given as under :

Scheme	Allocation for the year (Rs. in crores)	Amount released (Rs. in crores)
General Development assistance to colleges	1.50	1.35
Assistance to Visually Handicapped Teachers	0.20*	0.02
Women's Hostel	0.75	0.34

(* To Delhi Colleges/State/Deemed/Central Universities)

4.7 AUTONOMOUS COLLEGES

The 1964-66 Education Commission pointed out that the exercise of academic freedom by teachers is a crucial requirement for the development of the intellectual climate of our country. Unless such a climate prevails, it is difficult to achieve excellence in our higher education system. As students, teachers and management are co-partners in raising the quality of higher education, it is imperative that they share a major responsibility and hence, the Education Commission (1964-66) recommended college autonomy. College autonomy, in essence, is an instrument for promoting academic excellence.

Objective(s) and salient features:

- To determine and prescribe its own courses of study and syllabi; restructuring & redesigning of courses to suit local needs;
- To prescribe rules for admission in consonance with the reservation policy of the State Government;
- To evolve methods of assessment of student work, the conduct of examinations, and notification of results;
- To use modern tools of educational technology to achieve higher standards and greater creativity.
- To promote healthy practices such as community service, extension activity, projects for the benefit of the society at large neighborhood programmes, etc.

The scheme of autonomous colleges was formulated by the UGC in the fourth Five Year Plan (1969-73) in pursuance of the recommendations of Education Commission (1964-66).

All colleges which are included in the list maintained under Section 2(f) and 12(B) of the UGC Act are eligible for autonomous status. The status of autonomy is granted initially for a period of six years as per the Tenth Plan Guidelines of the scheme. The University reviews the functioning of autonomy in an autonomous college at the end of fourth year with the help of a Committee constituted for the purpose. Towards the end of the sixth year, the UGC conducts a review with the help of a Committee to be constituted by the Commission.

Under the scheme, the UGC provides financial support to autonomous colleges as under:

- (a) Undergraduate level only:
 - (i) Arts/Science/Commerce:
(One Faculty only): Rs.5.00 lakhs p.a.
 - (ii) Arts/Science/Commerce
(More than one Faculty) Rs.7.00 lakhs p.a.
- (b) Both Undergraduate and Postgraduate levels:
 - (i) Single Faculty : Rs.6.00 lakhs p.a.
 - (ii) Multi Faculty : Rs.12.00 lakhs p.a.

The normal assistance as detailed above will be available to autonomous colleges offering not fewer than six programmes, of which two may be at the postgraduate level.

Self-finance colleges may also be considered for autonomous status after they have completed 10 years of existence. They are to undergo the same procedure as applicable to other colleges. However, conferment of Autonomy does not entitle them to autonomy grant.

As on 31st March, 2006, there were 217 autonomous colleges spread over 47 universities of 12 States and one Union Territory (Appendix XV). During the year, 13 colleges had also been conferred autonomy and 14 autonomous colleges had been given further extension.

Autonomy grant as admissible to the autonomous colleges is being released by the concerned regional offices. During 2005-06, all the Regional Offices of UGC released grant to the extent of Rs.7.07 crores to these colleges.

5. MAINTENANCE AND COORDINATION OF STANDARDS IN HIGHER EDUCATION

5.1 ACADEMIC STAFF COLLEGES (ASC)

With an aim to maintain high standards of teaching in Universities and Colleges, the scheme of Academic Staff Colleges was introduced in 1986-87 by establishing 48 Academic Staff Colleges. There were 51 ASCs during 2004-05. The Commission approved to establish one more ASC in Jammu University during 2005-06, thus increasing the number of ASCs to 52. These colleges, so established, are conducting specially designed orientation programmes of four weeks duration for newly appointed lecturers and Refresher courses of three week duration for in-service teachers.

The Orientation Programmes are intended to inculcate in young lecturers the quality of self-reliance through awareness of the social, intellectual and moral environment as well as to discover self-potential and confidence. The Refresher Courses provide opportunities for serving teachers to exchange experiences with their peers and mutually learn from each other. It is a forum to abreast of the latest advances in the subjects, technological spin off, etc.

The UGC-ASCs also conduct two-three days seminars for the Principals/Academic administrators located in their catchment area, which have been found to be very useful exercise for motivating them to depute teachers for attending Orientation and Refresher Courses.

During the year 2005-06, in addition to 52 ASCs, the UGC has also identified 87 Universities and specialized institutions as UGC-Refresher Course Centres (UGC-RCC) across the country to run Refresher Courses to cater to the needs of all the eligible teachers.

The UGC has been providing cent percent financial assistance to the ASCs/RCCs/Institutions to run the courses mainly towards the cost of resource persons, participants, book/materials, working expenses and salaries of the approved staff working in UGC-ASCs as per the norms of the programme.

It was observed in the previous years that a number of courses allotted to the ASCs/RCCs could not be conducted for the reason that the required number of participants were not available and also similar courses were provided to the RCCs. It was, therefore, decided to allot only specialized courses to RCCs.

The position of grant released against the budget allocation, the number of courses approved/conducted and the number of beneficiaries during 2005-06 are as detailed below :

(Rs. in crores)

Budget Allocation	Grant Released	Number of Programmes/ Courses approved	Number of Programmes/ Courses conducted	Number of Beneficiaries
20.00 Crores	20.04 crores	222 Orientation Programmes	180 Orientation Programmes	32,000 (Approx.)
+ 1.00 Crore for NER		923 Refresher Courses 39 Workshops	850 Refresher Courses 35 Workshops	

5.2 CAREER ORIENTATION TO EDUCATION

The Vocationalisation Programme at the Undergraduate level initiated during Eighth Plan (1994-95) has since been redesigned (2003-04) under a modified scheme of Career Orientation to Education. The objective of the scheme is to ensure that the graduates who pass out after completing these courses, have knowledge, skills and

aptitudes for gainful employment in wage sector in general and self employment in particular so as to reduce the pressure on institutions of higher learning for Master Degree. **These courses run parallel to the conventional B.A., B.Com and B.Sc. degree.** The successful students will be awarded certificate/ diploma/ advanced diploma under this programme.

The courses offered are in the form of Certificate/Diploma/ Advance Diploma which students may opt parallel to their conventional BA/B.Com/ B.Sc . degrees.

The courses offered are of inter-disciplinary in nature. The students have the freedom to diversify into various fields, not necessarily related with their core discipline, e.g. a science student could side by side pursue course in Event Management and students of Arts background have the option to pursue a course in Science Journalism.

The assistance to institutions selected under this scheme is Rs.5.00 lakhs as one time ‘ Seed Money’ for five years in the Humanities and Commerce streams and Rs.7.00 lakhs for five year for Science stream. The amount may be utilized for the purchase of Books & Journals, Augmentation of laboratory facilities, Equipment and Payment of remuneration to the Guest Faculty.

The Colleges/Universities are required to opt for a minimum of three courses in each stream of Humanities, Commerce and Science.

Apart from the teachers/ staff members, guest faculty could be drawn from training and professional institutions and from production related establishments, for the purpose of teaching these subjects. Individuals having expertise in the discipline may also serve as guest faculty.

The UGC has not provided any list of courses. It has been left to the Universities/ Colleges to identify their own ‘ Need Based’ Career Oriented/inter-disciplinary courses.

During the year 2005-2006, the UGC received about 438 proposals from various Colleges and Universities for financial assistance under the scheme. The Principals/Registrars of the Institutions were invited for interface meetings with the Expert Committee. These meetings were conducted region-wise. The UGC, with the help of the selection committees had selected 304 Colleges, one State University and one Deemed to be University for Career Oriented Courses to be started from the academic year 2006-07. The selection process for the academic year 2007-08 has already been started. The final decision of the UGC will be communicated to all the applicants after completing the process of selection which includes the Inter-face meetings with the Principal / Registrars of the respective Colleges / Universities etc.

During the financial year 2005-06, an amount of Rs. 26 crores was allocated for the scheme and out of which, Rs.25.50 crores was released to various Universities and Colleges. The details are as under:

The position of grant paid, number of proposals received and approved during 2005-06 as well as total grant paid from 1-4-2002 to 31-3-2006.

(Rs. in crores)

S.No.	No. of proposals received during 2005-06	No. of proposals approved during 2005-06	Amount paid during 2005-06	Total amount paid from 1-4-2002 to 31-3-2006
1.	438	306	25.50	96.38

The UGC has partially modified the guidelines of the scheme. The modifications are as follows :-

- The Universities/Colleges may formulate their own, ‘Need Based’ career oriented courses. The syllabi may be prepared by the Universities/Colleges on their own by involving subject experts. The syllabi prepared by the College may be approved by the University within two months of the submission of the syllabi by the College. If the University fails to approve the syllabi within the prescribed limit, the same will be treated as approved.

- The assistance available in this programme is only in the form of a one-time 'Seed Money'. The amount may be utilized for the purchase of Books & Journals, Augmentation of Laboratory Facilities, Equipment, Contingency and Payment of Remuneration to the Guest / Internal faculty only.
- The Colleges / Universities can opt for a maximum of three courses. The Colleges / Universities may opt for multiple certificates / diploma / advanced diploma.
- Assistance from the University Grants Commission will be available to the tune of Rs. 5 lakhs per course as one time 'Seed Money' for five years in the Humanities and Commerce streams and one time 'Seed Money' of Rs. 7 lakhs per course will be granted for five years for the Science stream.
- **Certificate Course** : The course will be of 20 credits. Each credit will have 15 hrs. of workload out of which 8 credits should necessarily be assigned to field work / project work / training.
- **Diploma Course** : The course will be of 40 credits (inclusive of 20 credits earned during Certificate Course). Each credit will have 15 hrs. of workload out of which 8 credits should necessarily be assigned to field work / project work / training.
- **Advanced Diploma Course** : The course will be of 60 credits (inclusive of 40 credits earned together during Certificate and Diploma courses respectively). Each credit will have 15 hrs. of workload out of which 8 credits should necessarily be assigned to field work / project work.
- Courses awarded could be replaced with prior permission of UGC.
- The benefits of career oriented courses can be extended to regular PG students of the same College / University. Priority should be given to the regular under graduate students.
- The coordinator of the career oriented course may be paid remuneration @ Rs. 5,000/- per year out of the 'Seed Money'.
- Guest Faculty / Internal faculty may be remunerated @ Rs. 250/- per lecture of one hour duration.
- The Universities should not charge any affiliation fee for the career oriented courses sanctioned by the UGC.
- In pursuance of the policy of the University Grants Commission, since a student is completing 900 hours of learning, Universities may consider issue of Honors Degree to those students who have successfully completed concurrently three Certificates or Certificate, Diploma and Advanced Diploma in a stream along with the Degree course.
- Since there is heavy demand for certificate courses, irrespective of the year of the study from the students, it is decided to allow the students either to opt for certificate / diploma / advanced diploma courses or three certificate courses during the period of study.

These modifications will be effective for the career oriented courses to be started from the academic year 2007-08.

5.3 SPECIAL ASSISTANCE PROGRAMME (SAP)

During the year 1963-64, the UGC launched a programme of recognizing certain departments of the universities, on the basis of their work and achievements as Centres of Advanced Studies (CAS) with the objective to provide substantial assistance for competent manpower and essential equipment. The primary aim of the programme was to encourage ' pursuit of excellence'. During the year 1972, another programme named Department of Special Assistance (DSA) was launched as a supporting programme for Centre of Advance Studies (CAS) with the aim to promote advanced study and group research so that the identified departments can strengthen research in one or two thrust areas. Subsequently, in the year 1977, one more programme viz. Departmental Research Support (DRS) again a

supporting programme for Department of Special Assistance was initiated with the aim to promote group research. Subsequently, All these three programmes were merged and now this is known as Special Assistance Programme which operates at three levels viz. Departmental Research Support (DRS), Department of Special Assistance (DSA), Centres of Advanced Studies (CAS), DRS is the feeder cadre.

The major objectives of the Special Assistance Programme (SAP) are as follows :

- To identify and support university departments that have the potential to undertake quality teaching and research in various educational disciplines including allied disciplines.
- Programme to be relevant to societal needs and have society and industry interaction.
- To make research a catalyst for good teaching and introduction of new courses relating to identified thrust areas.
- To have linkages with research organizations and to use their expertise innovatively to support research in the universities.
- To utilize the output of research for the development of the nation and society.
- To search for newer/generic area(s), its promotion and nurturing.

Under this programme, university departments in Science including Bio-Sciences, Engineering and Technology, Humanities and Social Sciences are supported to achieve excellence in research in three or four identified thrust areas and also to improve the quality of Post-graduate teaching programme of the Department. Financial assistance is provided for manpower, equipment, books and journals, seminars, conferences, renovation/alteration and up-gradation of existing buildings, working expenses and travel etc. In addition, Departments are also provided with matching grant as an incentive for resource mobilization, support for international collaboration, for attachments of meritorious students and also to organize summer institutes. The grant is provided on cent per cent basis.

The range of financial assistance is from Rs. 40 lakhs to Rs. 100 lakhs depending on the level of the programme and the stream/discipline/subject. The maximum ceilings for different programmes and subjects are as follows:

Financial Assistance under SAP at various levels

(Rs. in lakhs)

Programme/level	Science and Engineering & Technology Departments	Maths, Statistics, Humanities and Social Sciences
SAP/CAS	100	60
SAP/DSA	75	50
SAP/DRS	50	40

The following two types of grants have been provided by UGC under Special Assistance Programme :

- **Non-Recurring :** The grants provided under this head are to be utilized during the phase of 5 years of 3 levels of DS, DSA and CAS. The accounts are finalized at the time of review on completion of the phase and further grants is being released after finalization of accounts of previous phase.
- **Recurring :** This grant is provided annual basis. The next year grant is released only on receipt of UC for the previous year's grant. Therefore, there is no outstanding UC under recurring head.

The departments are supported initially for a period of five years. The performance of the department is evaluated periodically after three or four years with the help of an Expert Review Committee. These Committees evaluate the performance of the departments in terms of major break through in the research area, research publications, manpower produced, infrastructure developed, facilities created, quality of post-graduate teaching,

international collaboration etc. Recommendations of the Expert Review Committees' are considered by the Commission and based on the recommendations, the support to the departments is continued at the same level or up-graded to the next higher level or down-graded to lower level or even discontinued.

The UGC supported **477** departments in different disciplines upto 31.03.2006. Out of these, **16** departments were reviewed during the year under report. On the basis of the recommendations of the Review Committees, 10 departments are upgraded from DSA to CAS. The details are given as under:-

- **Continued at the same level = 06**
- **Upgraded = 10 (deptt from DSA to CAS)**
- **Discontinued = Nil**
- Details of the SAP supported Departments are as given below:-

Level	Humanities and Social Sciences	Sciences	Bio-Science and Engineering & Technology	Total
CAS	20	25	29	74
DSA	62	45	38	145
DRS	101	78	79	258
Total	183	148	146	477

During **2005–2006**, the UGC provided the following financial assistance to the departments of Humanities/Social Sciences, Sciences and Bio-Sciences & Engineering and Technology :

(Rs. in lakhs)

S.No.	Stream	Budget allocation	Grant released
1.	Humanities/Social Sciences	640.00	384.97
2.	Physical Sciences	600.00	478.93
3.	Bio-Sciences/Engineering & Technology	600.00	653.44
	Total	1840.00	1517.34

The total number of departments approved by the UGC under Special Assistance Programme at the levels of DRS, DSA and CAS were **477 as on 1st April, 2005**. This number remained the same at the end of the financial year i.e. **31st March, 2006**. The level wise and stream-wise breakup of these departments are as given below :

Level	Stream	Number of departments approved and supported by the UGC upto	
		01.04.2005	31.03.2006
CAS	Humanities/Social Sciences	18	20
	Physical Sciences	23	25
	Bio Sciences/ Engineering and Technology	23	29
	Total	64	74
DSA	Humanities/Social Sciences	64	62
	Physical Sciences	47	45
	Bio Sciences/ Engineering and Technology	44	38
	Total	155	145
DRS	Humanities/Social Sciences	101	101
	Physical Sciences	78	78
	Bio Sciences/ Engineering and Technology	79	79
	Total	258	258
	Grand Total	477	477

The Year-wise break-up of the budget allocation, release of grants and the number of beneficiary departments have been shown in **Tables 5.1(a), 5.2(a), and 5.3(a)** and review of the departments in **tables 5.1(b), 5.2(b), and 5.3(b)**.

Table 5.1(a) : Year-wise position of Budget allocation, release of grants and the number of beneficiary departments during 01.04.2005 to 31.03.2006 : Physical Sciences

(Rs. in lakhs)

Year	Budget allocation	Release of Grant	Number of Beneficiary departments
2005-2006	600.00	478.93	80
Position as on 01.04.2005 No. of Departments :		CAS : 23 DSA : 47 DRS : 78 Total : 148	
Position as on 31.03.2006 No. of Departments :		CAS : 25 DSA : 45 DRS : 78 Total : 148	

Table 5.2(a) : Year-wise position of Budget allocation, release of grants and the number of beneficiary departments during 01.04.2005 to 31.03.2006 : Bio-Sciences/ Engineering & Technology

(Rs. in lakhs)

Year	Budget allocation	Release of Grant	Number of Beneficiary departments
2005*-2006	600.00	653.44	95
Position as on 01.04.2005 No. of Departments :		CAS : 23 DSA : 44 DRS : 79 Total : 146	
Position as on 31.03.2006 No. of Departments :		CAS : 29 DSA : 38 DRS : 79 Total : 146	

Table 5.3(a) : Year-wise position of Budget allocation, release of grants and the number of beneficiary departments during 01.04.2005 to 31.03.2006 : Humanities/Social Sciences

(Rs. in lakhs)

Year	Budget allocation	Release of Grant	Number of Beneficiary departments
2005-2006	640.00	384.97	130
Position as on 01.04.2005 No. of Departments :		CAS : 18 DSA : 64 DRS : 101 Total : 183	
Position as on 31.03.2006 No. of Departments :		CAS : 20 DSA : 62 DRS : 101 Total : 183	

Table 5.1(b) : Position of reviewed departments in Physical Sciences during 01.04.2005 to 31.03.2006

Year	Programme/ Level	Total No. of Deptt. as on 01.04.2005	Inducted	Reviewed	Continued/ At the same level	Upgraded	Down- graded	Discontinued	Total No. of Deptt. as on 31.3.2006
2005-2006			Nil	05	03	02 DSA to CAS	Nil	Nil	
	SAP/CAS	23							23
	SAP/DSA	47							47
	SAP/DRS	78							78
	Total	148							148

Table 5.2(b) : Position of reviewed departments in Bio-Sciences/Engineering & Technology during 01.04.2005 to 31.03.2006

Year	Programme/ Level	Total No. of Deptt. as on 01.04.2005	Inducted	Reviewed	Continued/ At the same level	Upgraded	Down- graded	Discontinued	Total No. of Deptt. as on 31.3.2006
2005-2006			Nil	08	02	06 DSA to CAS	Nil	Nil	
	SAP/CAS	23							29
	SAP/DSA	44							38
	SAP/DRS	79							79
	Total	146							146

Table 5.3(b) : Position of reviewed departments in Humanities/Social Sciences during 01.04.2005 to 31.03.2006

Year	Programme/ Level	Total No. of Deptt. as on 01.04.2005	Inducted	Reviewed	Continued/ At the same level	Upgraded	Down- graded	Discontinued	Total No. of Deptt. as on 31.3.2006
2005-2006			Nil	03	01	02 DSA to CAS	Nil	Nil	
	SAP/CAS	18							20
	SAP/DSA	64							62
	SAP/DRS	101							101
	Total	183							183

5.4 ASSISTANCE FOR STRENGTHENING OF INFRASTRUCTURE FOR SCIENCE AND TECHNOLOGY (ASIST) AND ASSISTANCE FOR STRENGTHENING OF INFRASTRUCTURE FOR HUMANITIES AND SOCIAL SCIENCES (ASIHSS)

In 1983, the Science Advisory Committee to the Cabinet (SACC), Government of India, felt the need for strengthening of infrastructure for Science and Technology programme in the universities in the **non-bureaucratic set-up** of university departments and the University Grants Commission was identified as nodal agency provided the opportunity to take up the programme for the above purpose in Indian universities and institutions. Thus, the scheme of Science and Technology Infrastructure Development (STID) was launched and when it gained momentum,

the Programme itself came to be popularly known as "COSIST" which is the acronym for the Programme i.e. "Committee on Strengthening of Infrastructure for Science and Technology (COSIST)". During the first year of X Plan, the above programme has been renamed as **ASIST** (Assistance for Strengthening of Infrastructure for Science and Technology). Now the programme is operated under the name of ASIST.

During 2004-2005, the Commission decided that the Humanities and Social Sciences departments may also be supported for strengthening of infrastructure through ASIHSS Programme. The ASIST programme is for Science, Engineering and Technology subjects whereas ASIHSS is for Humanities & Social Sciences.

The objective of ASIST and ASIHSS programmes is to strengthen infrastructure by acquiring costly major and necessary equipment, which cannot be approved out of SAP grants or normal university development grants, for continuously maintaining the achieved excellence in research and post-graduate teaching in identified areas, so that the attainment of excellence is not handicapped due to non-availability of facilities.

The ASIST and ASIHSS level support will be provided only to those departments which have completed at least one term at the minimum level of DRS (Departmental Research Support) under SAP programme and have been reviewed and recommended for further continuation. For final selection, advice is sought from expert groups in the concerned areas.

The financial limit for a selected department (in Sciences, Engineering & Technology) for support under the ASIST programme is Rs.100.00 lakhs and (in Mathematics & Statistics) Rs.60.00 lakhs for a duration of five years (one term only). The financial ceiling of ASIHSS Programme has been fixed as Rs.60.00 lakhs. The support is provided for acquisition of sophisticated and necessary equipments, building in the nature of addition/ alteration/ renovation of laboratory, books & journals, working expenses, seminars, travel / field trips etc. Concurrent monitoring review and evaluation is an integral part of the scheme. The ASIST and ASIHSS supported departments have been given functional autonomy. The duration of the programme is for one full term i.e. 5 years period. The financial assistance is provided on 100% basis.

Monitoring/Evaluation and Review of the progress, performance, achievements made by the supported departments under the programme are done through the following committees :-

- **Advisory Committee**
- **Mid-term Monitoring/Review Committee**
- **End-term/final Review Committee**

The UGC may also consider the following additional grant subject to the availability of funds under the programme:-

- Maintenance Grant on rate contract basis upto 5% of the equipment cost for the remaining period of the programme after the guarantee/warranty period is over.
- Summer Institute and Refresher Courses: If, however, funds are not available from Academic Staff College, the support may be provided from the programme as additional grant.
- Attachment of Students (Master's Degree part-I and Bachelor's part-II).
- International Collaboration for research
- Overhead Charges : Additional grant to the tune of 10% of total allocation approved (Non-recurring & recurring) to a department under the programme subject to maximum of Rs.2.00 lakh or the actual expenditure whichever is less.

Performance budget for the year 2005-06 and future plan of action.

S.No.	Name of the Scheme & Head	Allocation (Plan)	Physical target achieved	Financial target achieved	Future plan of action Xth Plan	
					Physical	Financial
1.	ASIST & ASIHSS Programmes 5.1.1.- Head	Rs.400.00 lakhs	22 departments	Rs.396.24 lakhs	20	Rs.1000.00 lakhs

A country-wise evaluation of the programme suggested that it has been widely lauded and appreciated by the Scientific community for generating enthusiasm and competitive spirit, both among teachers and students. Besides the infrastructural facilities acquired by the departments through this programme, they have also attracted additional funds even from abroad.

5.5 INSTRUMENTATION MAINTENANCE FACILITY (IMF)

The UGC has established units called INSTRUMENT MAINTENANCE FACILITIES (IMF) to support the efforts in improving science education at all levels in universities, autonomous colleges and colleges imparting post-graduate instructions. Under this scheme, the UGC provides assistance for essential tools/equipment for repair and maintenance of electronic hardware, as well as qualified staff according to the assessed workload decided by the size of the pool of such instruments and electronic hardware in the institution. It also recognizes the need to extend this scheme to as many institutions as possible by maintaining efficiency in providing the service. The IMFs will be networked with each other and with the office of the UGC to permit the exchange of experience and ideas as well as a close monitoring of the scheme.

Out of 71 proposals from Universities and 88 from Colleges, the Expert Committee recommended to support 22 Universities and 38 Colleges during 2005-06 and an amount of Rs.148.28 lakhs has been released, against the budget allocation of Rs.140.00 lakhs, for the establishment to IMF Units during the reporting year.

5.6 UNIVERSITIES WITH POTENTIAL FOR EXCELLENCE (UPE)

To achieve excellence in teaching and research activities, the UGC has been assisting identified universities for granting the status of 'Universities with Potential for Excellence'. In the first phase during IX Plan, five universities viz. Jawaharlal Nehru University, University of Hyderabad, University of Madras, Jadavpur University and University of Pune identified in 2000 for granting the status of Potential for Excellence. These five universities are called as 'Universities with Potential for Excellence' (UPE).

The position of the allocation made to the five universities and the grants paid so far is as under :

S. No.	Name of the University	Thrust Area	Amount approved (Rs.in Crores)	Amount released as on 31.03.2006 (Rs. in Crores)
1.	Madras University	Herbal Sciences	30.00	30.00
2.	Jadavpur University	Mobile Computing & Communication	30.00	*15.00
3.	Pune University	Bio-Chemistry & Bio-Technology	30.00	*15.00
4.	Hyderabad University	Interface Studies & Research	30.00	30.00
5.	Jawaharlal Nehru University	Genetics, Genomics & Bio-technology	30.00	30.00

**The balance grant will be sanctioned on the basis of the recommendation of the Monitoring Committee which will visit these universities to review the progress of the work done by these universities.*

It was envisaged during Tenth Plan, five more Universities will be identified under the Scheme. Proposals from all the Universities were called during March, 2004. In response to that, 44 proposals were received, the details of the proposals received are as under :

States Covered	Universities Covered
18	44

All the proposals were evaluated by a Working Group on UPE using a scoring scale developed for the purpose and approved by the Standing Committee on UPE. Ten universities were shortlisted based on the scores obtained by them. The Vice-Chancellors of these ten universities were requested to make a presentation before the Standing Committee on UPE. Based on the performance of the universities, both on the quantitative and qualitative domains, four universities viz. University of Calcutta, University of Mumbai, North Eastern Hill University and Madurai Kamaraj University have been recommended by the Standing Committee on UPE. The Commission at its meeting held on 8th January, 2006 approved the selection of four universities under UPE. One slot is still vacant. To fill up the vacant slot, proposals may be invited from universities during 2006-2007.

As per the guidelines of UPE scheme, an amount of Rs.30 Crores has been allocated to each of the four universities. An amount of Rs.10 Crores as seed grant has been released to each of the four universities. The Expert Committee(s) will visit these universities during 2006-2007.

During 2005-06, a total grant of Rs.60.00 crores has been paid to the identified universities with Potential for Excellence.

5.7 CENTRES WITH POTENTIAL FOR EXCELLENCE

During IX Plan, the following 12 universities were identified for establishing 'Centres of Excellence' in the areas identified for each University as given below :

Sl. No.	Name of the University	Area of specialization to be developed	Grant released as one time assistance (Rs. in Crores)
1.	Punjab University	Biomedical Sciences	5.00
2.	Guru Nanak Dev University	Sports Sciences	5.00
3.	Cochin University of Science & Technology	Laser & Opto-electronic Science & Technology	5.00
4.	Madurai Kamraj University	Genomic Sciences	5.00
5.	Himachal Pradesh University	Himalayan Studies	5.00
6.	Sardar Patel University	Applied Polymers	5.00
7.	Allahabad University	Behavioural Cognitive Sciences	5.00
8.	Karnataka University	Polymer Chemistry	5.00
9.	Anna University	Environmental Sciences	5.00
10.	Arunachal University	Biodiversity	3.00
11.	Rashtriya Sanskrit Vidyapeeth, Tirupati	Traditional Shastras	3.00
12.	Devi Ahilya University	e-Management Studies	3.00

These 12 universities had been conveyed the decision of the Commission that the grant released to these Universities may be treated as one time grant. The work of each Centre is monitored through Advisory Committee constituted for the purpose in which there is a UGC nominee.

5.8 COLLEGES WITH POTENTIAL FOR EXCELLENCE

To help selected Colleges to achieve excellence mainly in teaching activities and initiate a research culture in such institutions, the UGC has initiated a scheme "Colleges with Potential for Excellence" (CPE). During the Tenth Plan, the Commission intends to identify colleges across the country and to support them to improve their

academic infrastructure, adopt innovations in teaching, modern methods and learning/evaluation and also introduce a flexible approach in the selection of courses at the degree level. The Colleges would also be given “joint degree conferring status” with their names.

The ceiling of the grant varies from Rs.35 lakhs to Rs.100 lakhs per college on the basis of the category to which it belongs to. If it is just an affiliated college, it shall receive only Rs.35.00 lakhs. If it is autonomous or Accredited, it shall receive Rs.60.00 lakhs. It shall receive Rs.100 lakhs if its is Autonomous and Accredited. These Colleges will be reviewed from time to time and the colleges which are not found to be performing well will be given a notice to improve. The status will be withdrawn if they still do not perform well. A quota has been fixed for each State under the scheme taking into account the total number of colleges included Under Section 2(f) and 12(B) of UGC Act in a State.

Proposals from colleges were invited through universities. The details of the proposals received during first and second phases are as given below :

Phase	States/UTs	Universities	Colleges
I (2003-2004)	27	89	239
II (2004-2005)	20	65	333

During Phase-I, all the proposals received from the colleges coming under 89 universities spread over 27 States/Union Territories were evaluated by a Working Group on CPE using a Scoring Scale devised for the purpose.

During the first phase, 47 colleges have already been selected. Each of these colleges was given 50% of the allocated amount during 2004-2005. The total amount released during 2004 – 2005 to these 47 colleges comes to Rs.15.95 crores against the total allocation of Rs.31.90 crores.

In order to fill up the remaining vacant slots available under the scheme, proposals from the colleges through universities were invited. Proposal from the States of Delhi, Goa, Kerala and Tamil Nadu were **not** called for during phase-II as quota fixed for these states had already been filled up during the first phase itself.

Each proposal was scored on a revised scoring scale by the Working Group on CPE. Based on the scores obtained and the analysis made, the Standing Committee on CPE selected 50 colleges. The recommendations of the Standing Committee on CPE were approved by the Commission at its meeting held on 7th April, 2006. Approval letters to these 50 colleges have been sent. Vice-Chancellors of the concerned universities have also been communicated the decision of the Commission for action on their part. An amount of Rs.17.15 crores (50% of the allocated amount) has been sanctioned to these 50 colleges.

During phase-III, proposals will be invited during 2006-2007 from the universities located in those States for which the quota fixed for CPE status has not been exhausted during Phases-I & II.

The following table gives the picture about the Quota fixed, Slots Consumed during phase-I.

S. No.	State/Union Territory	Total no. of Colleges included under UGC Assistance 2(f) & 12 (B) as on 31.12.2003	Total no. of Colleges included under UGC Assistance 2(f) & 12 (B) as on 31.12.2004	No.of CPE slots allotted in proportionate to No.of Colleges under 12-B during I round	No.of CPE slots allotted in proportionate to No. of Colleges under 12-B during II round	CPE Awarded during first round
(1)	(2)	(3)	(4)	(5)	(6)	(7)
1.	Andhra Pradesh	396	400	12	12	6*
2.	Arunachal Pradesh	-	5	-	-	-
3.	Assam	165	168	5	5	@
4.	Bihar	291	293	9	9	2*

(1)	(2)	(3)	(4)	(5)	(6)	(7)
5.	Chattisgarh	153	139	5	4	@
6.	Delhi	64	76	2	2	2
7.	Goa	20	19	1	1	1
8.	Gujarat	315	321	9	10	@
9.	Haryana	142	142	4	4	1*
10.	Himachal Pradesh	40	42	1	1	@
11.	Jammu & Kashmir	33	34	1	1	@
12.	Jharkhand	82	81	2	@ @ 3	@
13.	Karnataka	459	459	14	14	3*
14.	Kerala	194	194	6	6	5
15.	Madhya Pradesh	363	379	11	12	2*
16.	Maharashtra	631	645	19	20	9*
17.	Manipur	43	44	1	1	@
18.	Meghalaya	-	15	-	@ @ 1	-
19.	Mizoram	-	8	-	-	-
20.	Nagaland	-	8	-	-	-
21.	Orissa	264	251	8	8	3*
22.	Punjab	209	210	6	6	@
23.	Rajasthan	185	185	5	6	1*
24.	Sikkim	-	3	-	-	-
25.	Tamil Nadu	276	277	8	8	8
26.	Tripura	-	13	-	-	-
27.	Uttar Pradesh	439	433	13	13	2*
28.	Uttranchal	26	32	1	1	@
29.	West Bengal	363	365	11	11	1*
30.	A & N Island	-	2	-	-	-
31.	Chandigarh	18	18	1	1	@
32.	Lakshdweep	-	0	-	-	-
33.	Daman & Diu	-	1	-	-	-
34.	D & N Haveli	-	0	-	-	-
35.	Pondicherry	-	11	-	-	-
	Total	5233	5273	155	160	47

During 2005-06, a total grant of Rs.6.16 crores had been released to the identified colleges.

5.9 ESTABLISHMENT OF NEW CENTRES/INSTITUTES (ESTABLISHED DURING IX PLAN)

Keeping in view the changing economic scenario in terms of liberalization, globalization and greater demand for quality products from Higher Education System to meet the newly emerging needs, the Commission, during the year 2001, had introduced a new scheme viz., “Establishment of new Centres / Institutes of excellence” in studies and research on various inter-disciplinary areas in Sciences and Humanities within the University system.

During 2001–2002, the Commission had approved the proposals of five universities for financial support for establishment of Centres/Institutes within the University system.

The particulars regarding amount allocated and amount released to these Centres/Institutes are as given below:

Sl. No.	Name of the University	Centre/Institute	Allocation	Amount released upto 31.3.2006
1.	*Punjab University, Chandigarh	Establishment of Centre for Human genome Studies & Research	Rs.1.00 Crore *Additional Allocation Rs.197.80 Lakhs	Rs.90.00 lakhs Rs.197.80 lakhs
2.	Sanjay Gandhi PG Institute of Medical Sciences, Lucknow	Establishment of a Centre of Biomedical Magnetic Resonance	Rs.40.00 Lakhs	Rs.40.00 lakhs
3.	University of Pune, Pune	Establishment of National Centre for International Security & Defence Analysis	Rs.5.00 Crores	Rs.5.00 Crores
4.	University of Mysore, Mysore	Creation of a National Centre for History of Science at the Oriental research Institute at University of Mysore	Rs.1.50 Crores	Rs.1.10 Crores
5.	Jawaharlal Nehru University, New Delhi	Creation of a Centre of Applied Human Genetics by upgrading the Unit of Genetics in the School of Life Sciences	Rs.196.90 lakhs	Rs.181.57 Lakhs

*This Centre was reviewed by a Review Committee. On the recommendations of the Review Committee, an amount of Rs.197.80 lakhs was released on 3rd August, 2005.

● ***National Centre for Human Genome Studies and Research at Punjab University (on going programme of IX Plan)***

The Commission has approved a sum of Rs.1.00 crore and sanctioned a sum of Rs.0.90 crore during IX Plan towards the establishment of National Centre for Human Genomoe Studies & Research to Punjab University for a period of two years from July, 2002. The Review Committee constituted by the Chairman, UGC visited the centre on 30th October, 2004 and approved additional amount of Rs.1.98 crores.

● ***National Institute of Studies in Sri Guru Granth Sahib (NISSGGS) at Guru Nanak Dev University, Amritsar***

A proposal for the establishment of “National Institute of Studies in Sri Guru Granth Sahib”(NISSGGS) at Guru Nanak Dev University, Amritsar (under the New Scheme for X Plan) was received by the UGC on 7th December, 2004. The proposal was got evaluated by an Expert Committee. During first phase (2004-2005 to 2006-2007), an amount of Rs.7.75 crores and during second phase (2007-2012), an amount of Rs.16.05 crores has been recommended by the Committee. An amount of Rs.1 crore has been released during March, 2005.

All the Centres established earlier have been established on the recommendations of the Expert Committees and the recommendations of the Expert Committees were approved by the Commission. However, the guidelines of the scheme are being framed with the help of an Expert Committee. An amount of Rs. 1 crore has been released during March 2005.

5.10 UGC-INFONET

UGC-Infonet is one of the ambitious programmes of University Grants Commission for building high speed Nation wide Communication Network for Indian Universities. ERNET/INFLIBNET is regularly organizing series of Network management training programs for Computer professionals, system analysts from Universities to manage/maintain the UGC-Infonet at their respective universities.

As on date, 149 Universities across the country are connected under UGC-INFONET Project with VSAT/SCPC/Leased line in the bandwidth range of 256 Kbps/512Kbps/ 1Mbps/2Mbps. Now, all the Indian universities under the ambit of UGC are able to access UGC-Infonet E-journals over the UGC-Infonet successfully for the last two years. UGC-Infonet programme is managed by INFLIBNET for its execution and monitoring.

During the year 2005-06, the UGC has also released a total grant of Rs.7.50 crores to the INFLIBNET under the scheme against the allocation of Rs.7.50 crores.

5.11 E-JOURNALS

To provide electronic access over the Internet to scholarly literature in all areas of learning to the University sectors in India. A bouquet of E-Journals was presented to the Nation by His Excellency the President of India Dr. A.P.J. Abdul Kalam on 28th December, 2003 coinciding with the conclusion of the UGC's Golden Jubilee celebrations. This programme is wholly funded by the Ugc. All universities eligible to receive grants under UGC's purview are the members of the programme, and it will gradually be extended to colleges in phased manner. The programme is executed by Information and Library Network (INFLIBNET) Centre, through which access to about 4400 scholarly journals and databases are made available to 100 universities. Access to various E-journals started from January 1, 2004, however trial access was started much ahead from October-December, 2003.

The consortium started with 50 universities based on the connectivity at several universities during 2004 and in 2005 the programme was extended to 50 more universities making the number of universities to 100. The remaining universities have been provided trial access and will be regularized based on the actual usage and requirements. The project is initially for three years and will be reviewed at the end of three years. Universities also signs MOU with the UGC and INFLIBNET for making use of these resources. The UGC provided fund to INFLIBNET for executing the programme, which will be cost free for the universities.

The allocated budget of Rs.1175.00 lakhs for the year 2005-06 was released fully.

5.12 APPOINTMENT OF UGC OBSERVER FOR PROMOTION FROM READER TO PROFESSOR UNDER CAREER ADVANCEMENT SCHEME (CAS).

The UGC has been monitoring the selection process for promotion from Reader to the post of Professor under CAS in all recognized universities operating in India by appointing a UGC observer. This arrangement has been done to ensure that the procedure laid down for the purpose are strictly complied with by the universities . During the reporting year i.e. 2005-2006, 325 Selection Committees were conducted by 175 universities, recommending 512 candidates (Readers) for promotion to the post of Professors. Based on the reports of the UGC observers, 437 cases of promotion were approved by the UGC while remaining 75 could not be approved for various reasons.

6. DEVELOPMENT OF HUMAN RESOURCE FOR TEACHING AND RESEARCH

6.1 NATIONAL EDUCATION TESTING FOR TEACHING AND RESEARCH

The University Grants Commission conducts a national level test to determine eligibility for lectureship and Junior Research Fellowships (JRF) to ensure minimum standards for the entrants in the teaching profession and research in Humanities (including languages), Social Sciences, Computer Science and Applications, Electronic Science, Forensic Science and Environmental Sciences. The Test for other Science subjects is conducted by the CSIR jointly with UGC. The Tests are conducted twice a year generally in the months of June and December. For candidates who desire to pursue research, Junior Research Fellowship (JRF) is available for a maximum period of five years. The candidates who qualify for JRF in the UGC-NET, can pursue research in the UGC recognized universities and institutes. NET is being conducted at 66 centres spread across the country and in 77 subjects (**Appendix-XVIII**).

The examination for JRF award is being conducted since 1984 and for eligibility for Lectureship since 1989. During the year 2005-06, the UGC conducted the test for JRF & eligibility for lectureship on 26th June and 31st December, 2005. The statistics at glance are given below :

26 th June, 2005			31 st December, 2005		
No. of Candidates			No. of Candidates		
Registered	Appeared	Qualified	Registered	Appeared	Qualified
124455	92063	5470	135013	109873	8363

Category-wise and gender-wise number of candidates appeared and qualified in UGC-NET for the last three NET for JRF and Lectureship eligibility held on 26th June, 2005 and 31st December, 2005 are presented in Tables I, II and Table III showing the number of candidates qualified for JRF and eligibility for Lectureship through Joint UGC-CSIR NET.

The list of five science subjects in addition to the 77 subjects (**Appendix-XVII**) is as under :

Code	Subject	Code	Centre with Address
94	Chemical Sciences	91	U.K., High Commissioner of India, India House, ALDWYCH London WC 284 NA
95	Earth, Atmospheric Ocean & Planetary Sciences	92	U.S.A., Embassy of India, 2107, Massachusetts Avenue, NW Washington D.C. 20008
96	Life Sciences	93	Australia, Australian High Commissioner of India, 3-5 Moonah Place, Yarralumla Canberra ACT 2600
97	Mathematical Sciences	94	China, Embassy of India, Beijing
98	Physical Sciences	95	UAE Embassy of India, P.O. Box 4090, Abu Dhabi (UAE)
		96	Egypt, Embassy of India, 23, Talaat Harb Street, Cairo (Egypt)

During the year 2005-2006, an expenditure of Rs.148.46 lakhs was incurred on conducting NET. This excludes the cost incurred on conducting the confidential workshops at NET Bureau, Delhi.

TABLE I

Performance of Candidates for Junior Research Fellowship in the UGC-NET Examinations 2005-06

UGC Net	General/OBC Candidates			SC/ST Candidates			Total Number of Candidates		
	Appeared	Qualified	% Qualified	Appeared	Qualified	% Qualified	Appeared	Qualified	% Qualified
June, 2005	F 24,435 (54.64%)	179 (52.64%)	0.73	5197 (37.47%)	40 (32.52%)	0.77	29,632 (50.57%)	219 (47.30%)	0.74
	M 20,989 (45.36%)	161 (47.36%)	0.79	8673 (62.53%)	83 (67.48%)	0.96	28,962 (49.43%)	244 (52.70%)	0.84
	T 44,724	340	0.76	13,870	123	0.89	58,594	463	0.79
Dec, 2005	F 27,145 (54.27%)	171 (50.89%)	0.63	6369 (38.05%)	32 (24.43%)	0.50	33,514 (50.20%)	203 (43.47%)	0.61
	M 22,877 (45.73%)	165 (49.11%)	0.72	10371 (61.95%)	99 (75.57%)	0.95	33,248 (49.80%)	264 (56.53%)	0.79
	T 50,022	336	0.59	16740	131	0.78	66,762	467	0.63

T – Total

F – Female

M – Male

TABLE II

Performance of Candidates for eligibility for Lectureship (Including JRF) in the UGC-NET Examination : 2005-06

Net Exam.	General/OBC Candidates			SC/ST Candidates			Total Number of Candidates		
	Appeared	Qualified	% Qualified	Appeared	Qualified	% Qualified	Appeared	Qualified	% Qualified
June, 2005	F 39,505 (53.93%)	1,670 (51.45%)	4.23	5,197 (27.62%)	773 (34.76%)	14.87	44,702 (48.56%)	2,443 (44.66%)	5.47
	M 33,744 (46.07%)	1576 (48.55%)	4.67	13,617 (72.38%)	1451 (65.24%)	10.66	47,361 (51.44%)	3,027 (55.34%)	6.39
	T 73,249	3,246	4.43	18,814	2,224	11.82	92,063	5,470	5.94
Dec., 2005	F 44,349 (53.63%)	2,354 (49.36%)	5.31	10,616 (39.05%)	1192 (37.47%)	11.24	54,965 (50.03%)	3,546 (42.40%)	6.45
	M 38,341 (46.37%)	2,415 (50.64%)	6.30	16,567 (60.95%)	2402 (66.83%)	14.50	54,908 (49.97%)	4,817 (57.60%)	8.77
	T 82,690	4,769	5.77	27,183	3,594	13.22	1,09,873	8,363	7.61

T – Total

F – Female

M – Male

TABLE III

Number of Candidates Qualified for JRF and Eligibility For Lecturership Through Joint UGC-CSIR NET : 2005-06

Joint UGC – CSIR NET	Number of Candidates			
	UGC-JRF	CSIR-JRF	Total JRF	Lectureship (including JRF)
June, 2005	300	824	1124	2426
Dec, 2005	300	781	1271	2352

State Eligibility Test (SET)

In accordance with the mandate given by the Government of India through its notification dated 22-07-1988, the UGC, on request of State Governments, also permitted the states to conduct STATE ELIGIBILITY TEST (SET), earlier known as SLET, duly accredited by UGC for a fixed term. The pattern of SLET is same as that of UGC-NET

conducted by UGC for Humanities, Social Sciences and certain Sciences subjects and UGC-CSIR conducted by CSIR for conventional Science subjects.

In response to the proposal of some states to conduct their own Test for eligibility for lectureship, the UGC has so far granted accreditation to conduct SET for Lectureship only to the following states/group of states:

Andhra Pradesh, Bihar, Haryana, Himachal Pradesh, Karnataka, Kerala, Maharashtra and Goa, Panjab & Chandigarh, Rajasthan, Tamil Nadu, West Bengal, Jammu & Kashmir, Madhya Pradesh, Uttar Pradesh, Gujarat, Jharkhand, Chhattisgarh and the North Eastern States.

At present, Andhra Pradesh, Gujarat, Haryana, Himachal Pradesh, Jammu & Kashmir, Jharkhand, Karnataka, Kerala, Madhya Pradesh, Maharashtra and Goa, North-Eastern States (Joint SET), Rajasthan, Tamilnadu, Uttar Pradesh and West Bengal are conducting SET. The proposal of Chattisgarh is under consideration. It is further informed that UGC has decided not to give further accreditation to Gujarat - SET.

The performance of SET agencies is reviewed periodically by UGC with the help of experts and their accreditation is renewed for a fixed period. Head of the UGC-NET Bureau is the permanent member of the Steering and Moderation Committees of the SET agencies which are constituted to exercise the over all supervision of the conduct of the tests and declaration of results.

The candidates who have cleared the State Eligibility Test (SET), accredited by UGC for Lectureship prior to 1st June 2002, are exempted from appearing in the NET. For SET scheduled in or after June 2002, the qualified candidates shall be eligible to apply for the post of lecturer only in the universities/colleges belonging to the state from where they have cleared their SET. However, such candidates are also eligible to apply for NET, if they so desire.

The expenditure for conducting the SET Examination is borne by the respective states themselves.

6.2 MAJOR/MINOR RESEARCH PROJECTS

Research keeps the process of inquiry vibrant and alive. Research in universities is the foundation laying period of research personnel in the country and universities are major training grounds of researchers. The UGC inputs provide the base to the teachers for attracting very large research funds from other funding agencies. It has been supporting research proposals for University and College teachers for past several decades (since early seventies). The financial assistance is provided to permanent, regular, working/retired teachers in the Universities and Colleges (under Section 2(f) and 12(B) of the UGC Act, 1956) to enable them to take up research work on intensive and in-depth studies in specific subject areas. Research Project may be undertaken by an individual teacher or a group of teachers or by a department as a whole. It can also be undertaken by a retired teacher up to the age of 70. Priority is given to inter-disciplinary research and inter-institutional collaborative research.

The quantum of assistance is a maximum of Rs. 10.00 lakhs in Humanities and Social Sciences and Rs. 12.00 lakhs in Science and Engineering & Technology for Major Research Project and Rs.1.00 lakh per project for Minor Research Project. The assistance provided for a Major Research Project includes funding for Equipment, Books and Journals, Contingencies, Travel & Fieldwork, Hiring Technical Services, Fellowship to Research Personnel and other items needed for the project. In the case of Minor Project, funding for appointment of project staff is not provided. An Expert Committee constituted by the Commission evaluates the proposals received and the applicants themselves present their proposals before the Committee.

The duration of a Major and Minor Project is normally three/two and two years respectively.

The UGC regularly monitors the progress of the research projects to ensure its smooth functioning and proper utilization of grants.

The emphasis during the X Plan has been on supporting such areas that cut across disciplines and subjects like Health, Gerontology, Environment, Bio-Technology, Stress Management, WTO & its impact on Economy, History of Science, Asian Philosophy, Defence and Strategic Studies which include national security affairs, insurance and banking and many other areas as would be identified by subject experts.

The University/Colleges are free to apply any time. On receipt of the proposals, an expert committee is appointed by UGC to short list the projects if the number of proposals is much. Thereafter, the principal investigators of the short listed projects are called for presentation before the experts committee. After the presentation, the expert committee recommends the proposals which are found viable. Those proposals which are finally recommended by the committee are financed by the UGC.

The number of projects received, approved, budget allocation and the grant released by the UGC for Major and Minor Research Projects (Minor only for Universities) during the year under report are detailed below:

(Rs. in crores)

S. No.	Faculty	Budget Allocation for the year 2005-06	No. of Proposal received during 2005-06	No. of Proposal Short-Listed during 2005-06	No. of Projects approved during 2005-06	Grant released	No. of Female Investigators
1.	Major and Minor research projects in Sciences, Engineering including Pharmacy & Medical	16.50	Major-1109 Minor-114	Major-514 Minor-64	Major-252 Minor-52	Rs.12.55 Rs. 0.15 Rs.12.70	40
2.	Humanities, Social Sciences and Languages	9.75	Major-661 Minor-82	Major-448 Minor-65	Major-277 Minor-45	Rs.8.29 Rs.0.21 Rs.7.50	56

Note : The UGC Regional Offices approved as many as 3544 Minor Research Projects (1576 in Science and 1968 in Social Sciences) and paid an amount of Rs.12.45 crores during 2005-06.

6.3 TRAVEL GRANT

The University Grants Commission has been providing financial assistance to College teachers, Vice-Chancellors and Commission Members for presenting research papers in International Conferences abroad. This programme came into being with the objective that the teachers may present the research paper(s) at International Conferences conducted by the foreign educational institutions of higher learning abroad and to see and study the working mechanism of higher education there and after coming back to India, they could translate the same in Indian educational institutions. This facility can be availed once in three years. For College teachers, assistance is limited to 50% of the admissible expenditure. For Vice-Chancellors and Commission Members it is on 100% basis. During the year 2005-2006, **173** College teachers, **six** Vice-Chancellors and **one** Commission Member have availed this facility. An amount of Rs.73.97 lakhs had been paid to the beneficiaries during the reporting year.

UNESCO PROGRAMME : Apart from the travel grant scheme, the Travel Grant Cell has also been assigned the work of UNESCO programmes, under which various circulars regarding scholarships / training programmes abroad offered by the UNESCO in different member countries are received from the Ministry of Human Resource Development, Government of India, New Delhi for further circulation in the universities and educational institutions in India.

On some matters of UNESCO, related to the development of Higher education and coordination among the member countries, the Ministry of Human Resource Development seeks the views / comments of the UGC. After due consideration/study of the documents, the UGC has been forwarding its views and comments from time to time.

6.4 RESEARCH WORKSHOPS/SEMINARS/SYMPOSIA & CONFERENCES

The University Grants Commission has been providing financial assistance for organizing programmes such as Research Workshops, Seminars, Symposia & Conferences etc. at both National and International level. For organizing Indian Science Congress and Indian Social Science Congress to the tune of Rs.15.00 lakhs and Rs.5.00 lakhs respectively. During the year 2005-06, the Indian Science Congress and Indian Social Science Congress were held at (1) Acharya N.G. Ranga Agricultural University (Indian Science Congress) (2) Lucknow University (Indian Social Science Congress) (3) Jawaharlal Nehru University (Indian Social Science Congress) respectively. The Commission also provides financial assistance for organizing such programmes as identified by the UGC to non-University/Institutions like NIEPA/AIU etc.

During 2005-06, an amount of Rs.44.88 lakhs had been released to the universities and colleges by the Head Office for organizing various seminars and conferences. Also, an amount of Rs.14.54 lakhs had been paid to the non-Universities/Institutions/like NIEPA/AIU for organizing various orientation programmes and other activities such as holding of National level research in project mode.

The seven Regional offices of UGC have approved as many as 1397 proposals of colleges during 2005-06 for organizing research workshops/symposia, conferences and released an amount of Rs.5.21 crores to the colleges for the purpose.

6.5 JUNIOR RESEARCH FELLOWSHIPS (JRF) AND RESEARCH ASSOCIATESHIPS (RA) FOR FOREIGN NATIONALS

The scheme was initiated keeping in view the political and cultural bilateral relations of India with other countries of Asia, Africa & Latin America with the objective to provide an opportunity to foreign students and teachers to come to India for advanced studies and Research leading to M.Phil/Ph.D. and post doctoral research in Science, Humanities and Social Sciences in Indian Universities. There are 20 slots of Junior Research Fellowships and 7 slots of Research Associateships available under the scheme.

● Junior Research Fellowships (JRF)

Junior Research Fellowships are open to male candidates below the age of 35 years and for female candidates below the age of 40 years who have either atleast a high class Master Degree with a Second Class Bachelor's Degree or atleast Second Class Master's Degree with First Class bachelor's Degree. The tenure of the award is four years (including M.Phil period, if any). After two years of the tenure, the university concerned may assess the performance of Junior Research Fellow for his/her upgradation to Senior Research Fellows. At the end of four years, further assessment is done by the university and if found satisfactory, further extension of one more year may be granted. The award could be withdrawn at any time if the work is considered unsatisfactory.

● Research Associateships (RA)

Research Associateship is open to male candidates below the age of 45 years and 50 years in case of women candidates as on 1st July of the year of award who have obtained a doctorate degree, have published research work to their credit and have already shown evidence of independent research work.

The applications for both Junior Research Fellowship and Research Associateships are invited annually from Embassies and Universities through a circular. The Commission makes the selection in both cases (Junior Research Fellowship and Senior Research Fellowship) on the recommendation of the selection committee specially constituted for the purpose.

No new selections have been made during 2005-06.

The pattern of financial assistance available under the above schemes is as given below:

Junior Research Fellowship (JRF)

Fellowship	@ Rs.8,000/-p.m. for initial period of two years	JRF
	@ Rs.9,000/-p.m. for remaining period subject to the recommendation for enhancement/extension by a three member committee and the Commission's approval	SRF
Contingency	@ Rs.10,000/-p.a. for initial two years for Humanities and Social Science	
	@ Rs.12,000/- p.a. for initial two year for Science	
	@ Rs.20,500/- p.a. for remaining period of two years for Humanities and Social Science	
	@ Rs.25,000/- p.a. for remaining period for Science	

Departmental Assistance @ Rs.3000/- p.a. per JRF

Escorts/Reader Assistance @ Rs.1000/- p.a. per JRF

Research Associateship (RA)

Fellowship @ Rs.12,000/- p.m. (Fixed) for 4 years

Contingency @ Rs. 30,000/- p.a. –do-

Departmental Assistance @ 10% of Associateship to the host institute for providing Infrastructural facilities.

6.6 JUNIOR RESEARCH FELLOWSHIPS FOR INDIAN NATIONALS

(a) Junior Research Fellowships in Science, Humanities and Social Sciences

The objective of the JRF scheme is to provide opportunities to the scholars to undertake research leading to the award of M.Phil./Ph.D. degrees in Sciences, Humanities and Social Sciences, including languages and Engineering of Technology. The Junior Research Fellowships are open only to those who qualify the UGC and UGC/CSIR joint National Eligibility Test. These are qualifying test only and do not bestow a fellowship upon the candidate. Various universities make selection of Junior Research Fellowships at their own out of the candidates declared eligible for JRF by UGC/CSIR.

The tenure of fellowship is initially for two years under the JRF Scheme. Upon expiry of this period, the work of the Fellow is evaluated by experts. If the research work is found satisfactory, his/her tenure is extended for a further period of three years with enhanced emoluments of the Senior Research Fellowship (SRF).

In case the work for the first two years is not found satisfactory, an additional year will be given to him/her for improvement. However, during this period, he/she will be designated as Junior Research Fellow only. In such cases, work will be evaluated again after three years, and if improvement is found, the Fellow will get two more year under the SRF. Thus, the total period of fellowship (JRF and SRF) is five years, with no further provision of extension.

The pattern of the fellowship is as under :

● Junior Research Fellowship	(2 Years)	@ Rs.8,000/- p.m.
● Contingency (Humanities & Social Sciences)	(2 Years)	@ Rs.10,000/- p.a.
● Contingency (Science)	(2 Years)	@ Rs.10,000/- p.a.
● Senior Research Fellowship	(3 Years)	@ Rs. 9,000/- p.m.
● Contingency (Humanities & Social Sciences)	(3 Years)	@ Rs.20,500/- p.a.
● Contingency (Science)	(2 Years)	@ Rs.25,000/- p.a.

An amount of Rs.27.19 crores has been released to universities during the year 2005-2006 against the total budget allocation of Rs.27.00 crores. This amount also included the amount released under the scheme JRF/RA for Foreign Nationals.

(b) Junior Research Fellowships in Engineering & Technology

The UGC awards 50 research fellowships every year in Engineering & Technology, including Agricultural Engineering to undertake advanced study and for research leading to Ph.D. The minimum qualification is a Master's degree in Engineering/Technology/Pharmacy with 55% of marks.

The tenure of fellowship is initially for a period of two years as Junior Research Fellowship (JRF). After expiry of two years, the work of the Fellow is evaluated by experts and if found satisfactory, his/her tenure is extended for a further period of three years with enhanced emoluments as a Senior Research Fellow(SRF). In case the work of Fellow for the first two years is not found satisfactory, one more year will be given to him/her for improvement, but during this period, he/she will be designated as Junior Research Fellow only. In such cases, work will be evaluated again after three years and in case of improvement, the Fellow will get two more years under the SRF. Thus, the total period of fellowship (JRF and SRF) is five years, which is non-extendable. The age limit for the award is 40 years relaxable by 5 years for women candidates.

The awardee can avail research fellowship for the full tenure of the fellowship or up to the date of award of the Ph.D. degree, whichever is earlier. The pattern of fellowship is as under :

● Junior Research Fellowship	(2 Years)	@ Rs. 8,000/- p.m.
● Contingency	(2 Years)	@ Rs.12,000/- p.m.
● Senior Research Fellowship	(3 Years)	@ Rs.10,000/- p.m.
● Contingency	(3 Years)	@ Rs.25,000/- p.a.

During the year 2005-06, no selections have been made under the scheme. As against the budget allocation of Rs.150.00 lakhs, an amount of Rs.145.18 lakhs was released during 2005-06. to universities and colleges for payment to the fellows selected in previous years.

6.7 RAJIV GANDHI NATIONAL FELLOWSHIP FOR SC/ST

To minimize the social disparities in the field of Higher Education, the UGC will provide 2000 Rajiv Gandhi National Fellowships to SC/ST candidates to undertake advanced studies and research leading to M.Phil/Ph.D. degrees in Sciences, Humanities and Social Sciences including languages and Engineering & Technology.

The pattern of fellowship is as under :

● Junior Research Fellowship	(2 Years)	@ Rs.8,000/- p.m.
● Contingency (Humanities & Social Sciences)	(2 Years)	@ Rs.10,000/- p.a.
● Contingency (Science)	(2 Years)	@ Rs.12,000/- p.a.
● Senior Research Fellowship	(3 Years)	@ Rs. 9,000/- p.m.
● Contingency (Humanities & Social Sciences)	(3 Years)	@ Rs.20,500/- p.a.
● Contingency (Science)	(2 Years)	@ Rs.25,000/- p.a.
● Fellowship	(4 Years)	@ Rs.12,000/- p.m.
● Contingency	(4 Years)	@ Rs.30,000/- p.a.

The selection of candidates is in progress.

6.8 POST-DOCTORAL FELLOWSHIP FOR SC/ST

The scheme of post doctoral fellowship is for SC/ST candidates who have obtained a doctorate degree, have published research work to their credit and have already shown evidence of independent research work.

The pattern of fellowship is as under :

- Fellowship (4 years) @ Rs.12,000/- p.m.
- Contingency (4 years) @ Rs.30,000/- p.a.

The selection of candidates is in progress.

6.9 POST-GRADUATE SCHOLARSHIPS FOR SC/ST STUDENTS IN PROFESSIONAL COURSES

The scheme has been initiated keeping in view the social background of the candidates from deprived sections of the society and to provide them opportunity to undertake post-graduate level studies for SC/ST candidates.

The pattern of scholarship is as under :

- M.Tech students @ Rs.5,000/- p.m.
- Contingency @ Rs.15,000/- p.a
- M.Pharmacy/M. Management @ Rs.3,000/- p.m.
- Contingency @ Rs.10,000/- p.a.

The selection of candidates is in progress.

6.10 RESEARCH SCIENTISTS

The scheme of award of Research Scientists was originally initiated in 1983 to check the brain drain and also to attract the meritorious scientists of Indian origin, who may be working abroad, with a view to promote high quality research in Science, Engineering/Technology, Humanities and Social Sciences and to build a cadre of Research Scientists in Indian Universities by providing opportunities to persons with outstanding merit.

Under the scheme, 200 awards are made available at any given time. These awards are given to candidates possessing a Ph.D. Degree and having an outstanding academic/research career. The awards were categorized as 'A', 'B', & 'C' i.e. Lecturer-Research Scientist-A, Reader-Research Scientist-B, Professor-Research Scientist-C for the purpose of salary only. The award is for a tenure of five years, on contract, appointed on a long term basis. The awardees are not to designate themselves as Lecturer, Reader or Professor. They can only address themselves as Research Scientist-A, B, or C as the case may be.

As on 31st March, 2006, 82 Research Scientists have been working under old scheme. The scheme has been discontinued now. During the year 2005-06, an expenditure of Rs.304.99 lakhs has been incurred.

6.11 RESEARCH AWARDS

The Research Awards Scheme came into existence during the Ninth Plan (1997-98) by merging two schemes namely – National Fellowships and Career Awards of the Eighth Plan. The Scheme of Research Awards permits permanent teachers of Universities and Institutions to devote full time tenure of three years in research in their respective field of specialization, without having to undertake any teaching responsibility. The teachers who have a doctorate degree and have shown excellence to pursue research are considered for the award. The Research Award is given to only those lecturers, senior lecturers, selection grade lecturers, readers and Professors who are in continuous regular service in recognised institutions on permanent posts and are under 55 years of age at the time of submission of their application. The awardee is eligible to avail the Research Award only once in a life time. The conferment of research Award is based on the recommendations of an Expert Committee constituted by the UGC.

During Tenth Plan, the financial assistance available under the scheme is as follows:

- Full salary of the awardee with admissible allowances to be reimbursed to the institution where the awardee is doing research except the CPF/GPF Contribution, as the same is to be borne by the parent institution.
- Research grant to meet the expenditure on books and journals, chemicals and equipment for the entire period is as under:

For Humanities and Social Sciences – Rs. 2.50 lakhs

For Sciences/Natural Sciences/Engg. & Technology Awardees – Rs. 4.00 lakhs

- The awardee will be treated as on duty leave will continue to earn normal increment and maintain his/her seniority in the parent University/Institution.
- He/she will be entitled to avail holidays and all other privileges as per his/her entitlement in the University/Institute including facilities of staff quarters/medical assistance etc. during the period of the award.
- The expenditure towards travel within the country in connection with research work has to be met out of research grant only. No additional funds will be provided for this purpose.
- However, during Tenth Plan, the awardee is not allowed to travel abroad under the Scheme.
- Extension under the Scheme is provided in exceptional cases on the recommendations of the subject experts.

Selections under the scheme have since been made for the year 2004. 98 candidates were selected for the award. No new selections have been made during 2005-06.

During 2005-06, a total grant of Rs.314.94 lakhs was released against the allocation of Rs.316.00 lakhs.

6.12 EMERITUS FELLOWSHIPS

The objective of the scheme is to provide an opportunity to the highly qualified, experienced and superannuated teachers of Universities, Colleges and Institutions approved under Section 2(f) and 12(B) of the UGC Act, who have been actively engaged in research and teaching programmes of the Universities/Institutions, Deemed Universities in the preceding years to undertake research, without any restriction of position or pay scales. The fellowship is awarded on the basis of quality of research and published work contributed by the teacher in his/her service career. The Awardee can work under this scheme with a well defined time bound action plan up to the age of 70 years or up to two years (non-extendable) of the award whichever is earlier. The number of slots available under the scheme is 100 at any given time.

Under the scheme, the awardee is provided the honorarium of Rs. 10,000/- p.m. and a non-lapsable contingent grant of Rs. 20,000/- p.a. and such other privileges including medical facilities as available to the faculty members of the research centre. The awardee will ensure the completion of the project undertaken and submit a final report of the work to the Commission.

Against the budget allocation of Rs.65.00 lakhs, an amount of Rs.1.40 lakhs was released to the emeritus fellows working in various Indian universities during the reporting year 2005-06.

6.13 PROFESSOR OF EMINENCE

The objective of the scheme is to recognize eminent professors in the higher/ technical educational system in the country and encourage academic excellence. The recognition will be on basis of their proven excellence in the field of their teaching and research. A person to be appointed as Professor of Eminence should have a Ph.D. or equivalent from a university or institution and should have been a Professor or in an equivalent position for at least 10 years. The total number of positions under the scheme would restricted to 100. No permanent position or post shall be created for the purpose of recognizing a professor as Professor of Eminence in the institutions. They shall

continue to perform such duties relating to teaching and research as assigned by the respective Institutions. The incremental cost associated with the position of Professor of Eminence shall be borne by UGC/AICTE. There shall be 3 tier structure for final selection of the Professor of Eminence as follows :

- I Level Nominations by the Head(s) of Institution(s)
- II Level Short listing by the Screening Committee
- III Level Final selection by the National Committee

The guidelines for the scheme have been sent to the Ministry of Human Resource Development for concurrence. Thus, no selection has been made under the scheme so far.

6.14 UNASSIGNED GRANT

The Commission provides assistance under unassigned grant scheme for participating in conferences, holding seminars and symposia, publication of research work in the universities. While rationalizing the guidelines of the scheme, the Commission updated provisions relating to the size of the unassigned grants, ceiling on expenses, rates and procedures and also decided to merge the scheme of appointment of Visiting Professors/Fellows with the scheme of unassigned grants. The Minor Research Projects programme which was part of unassigned grant is merged with the Major Research Project programme and is not a part of unassigned grant during Tenth Plan.

The various components of the revised scheme are as under :

- Travel Grant Upto 40% of allocation
- Seminars/Symposia etc. Upto 20% of allocation
- Publication Grants to Universities Upto 20% of allocation
- Visiting Professors/Fellows Upto 20% of allocation

The quantum of financial assistance, payable to the Universities, will be on the basis of the following criteria:

Faculty Strength As on 14 th August of the previous year	UGC Support per year (Rs. in lakhs)
Upto 50	4.00
51 to 100	7.00
101 to 300	10.00
above 300	14.00

During the year 2005-06, a total grant of Rs. 6.16 crores (0.76 crores to Central, 4.44 crores to the State and 0.96 crores to Deemed Universities) was provided under the scheme.

6.15 PROMOTION OF RAJBHASHA (HINDI) LANGUAGE

The Central Government, in 1963, declared the Hindi language as the official/working language of the Union of India through Official Language Act and directed all the department of the Central Government to set up "Rajbhasha Cell" for enhancement of Hindi in official working.

In compliance with the Official language Act, the UGC initially set up a Rajbhasha Cell and it became a full-fledged Rajbhasha section in 1992. As per the policy, the main functions of the Section are as under:

- To act as a coordinator between Universities/Colleges and Ministry of Human Resource Development.
- To create awareness for the use of Rajbhasha and to speed up the progressive compliance of Official Language Policy in official working.

- To nominate the UGC officials or to facilitate to get opportunities for different types of training programmes in Hindi.
- To conduct seminars/workshops for promotion of Hindi in official working.
- To organise programmes like Essay Competitions, Debates, Dictations Hindi typing and noting drafting.
- To Celebrate Hindi Divas during Hindi Pakhwara (1st to 14th September every year).
- To implement the recommendations of the Official Language Committee.
- To arrange for imparting of education of praveen, prabodh and pragaya under the scheme of Hindi training to the employees of UGC belonging to non- Hindi speaking states.

During 2005-2006, the following activities had been conducted:

- The following competitions had been Organised for the UGC employees.
 - Essay competition for group A&B officers
 - Essay competition for group C&D employees
 - Debate for group C&D employees
 - Noting & Drafting competitions for the employees
 - Hindi typing competition for the employees
- Conducted five workshops for promotion of Hindi in official work.
- Celebrated Hindi Divas on 14th September, 2005 and Hindi Pakhwara from September 1-14, 2005.
- Documents received in English got translated into Hindi by the panel of translators maintained by the UGC.
- Rajbhasha karyanvayan samiti sittings have been held three times.
- Five Lower Division Clerks have been sent for the training in Hindi typing.
- Thirty Officers/Employees have been sent for the "Gahan Hindi Training".
- Quarterly reports were collected from all the sections and consolidated report was submitted to Ministry of Human Resource Development (MHRD).
- For dealing with the recommendation of Central Hindi Advisory, a committee for promotion of Hindi in Higher Education was constituted.
- All Universities and colleges were persuaded to promote Hindi as medium even in their research writings

6.16 UGC NATIONAL SWAMI PRANAVANANDA SARASWATI AWARD, UGC NATIONAL HARI OM ASHRAM TRUST AWARD, AND UGC NATIONAL VEDA VYAS SANSKRIT AWARD

UGC National Swami Pranavananda Saraswati Awards

The UGC, with the help of an endowment of Rs.5.00 lakhs made by Swami Pranavananda Saraswati Award, Director, Yoga Societies in America, has instituted the following awards being awarded every year from 1985 onwards for outstanding scholarly/scientific work which has made important contributions to human knowledge and has thrown light on the problems in a new manner. Each award carries a value of Rs.50,000/- each now, including UGC's share of Rs.40,000/-. The awards are given in five areas namely Education, Economics, Environmental Science & Ecology, Political Science, Sociology. For these awards, Indian Nationals Working in the university system or those who have been associated with the universities or institutions recognized for research/advance study, are eligible. The contribution by Indian scholars only would be considered for these awards once in life time.

The Commission approved the following recommendations of the Expert Committee for these awards for the year 2004 :

- Education : Prof. M. Anandkrishan
Former Vice-Chancellor
Anna University,
Molours Institute of Development Studies, Chennai.
- Economics : Dr. Vishwanath Pandit
Prasanthi Nilayam-515134
Dist. Anantapur (A.P.).
Dr. Dilip M. Nachane
Indira Gandhi Institute of Development Research, Mumbai.
- Environmental Science & Ecology : Prof. S.Sukumar, Director
Centre for Ecological Sciences
Indian Institute of Science
Bangalore
- Political Science : Prof. K. Seshadari
C.Rajeshwar Rao Foundation for Social Progress,
Kondapur, Hyderabad
- Sociology : Prof. Anand Chakrawarti
Delhi School of Economics
University of Delhi, Delhi
- **UGC National Hari Om Ashram Trust Awards**

Also, the UGC with the help of an endowment made by Hari Om Ashram Trust, Naidad has instituted these awards to be awarded every year to outstanding Scientists from 1974 onwards. The award now carries a value of Rs.50,000/- each which includes UGC share of Rs.40,000/-. The awards being given are :

- Siri C.V. Raman Award for Research in Physical Sciences : Prof. D.D. Sharma
Indian Institute of Science
Bangalore
- Homi J. Bhabha Award for Applied Sciences : Prof. N. Balakrishnan
Indian Institute of Science
Bangalore
- Meghanand Saha Award in Theoretical Sciences : Prof. Rahul Pandit
Indian Institute of Science
Bangalore
- Jagdish Chandra Bose Award for Life Sciences : Prof. Vinod Kochupillai
A.I.I.M.S., New Delhi &
Prof. Mathur R.N. Murthy
Indian Institute of Science
Bangalore
- Outstanding Social Scientists/ Scientists for interaction between Science and Society : Prof. Ajit Kembhavi
IUCAA, Pune

The contributions by Indian Scientists, individual or by a team of 2 or 3 persons, are eligible for these awards once in life time. The institutions or organizations would not be considered.

● ***UGC Veda Vyas National Sanskrit Award***

In the year 2000, the University Grants Commission has instituted UGC Veda Vyas National Sanskrit Award to promote quality teaching/research in Sanskrit, and to identify and recognize outstanding teacher and award him/her for the excellent contribution in teaching/research/innovation/new programmes and promotion of Sanskrit language. This award is an annual national award and it consists of Rs.1,00,000/- and a citation. All teachers engaged in Post-Graduate/ Under-graduate teaching in the Department of Sanskrit in universities/colleges under the purview of UGC are eligible.

The Commission approved the following recommendations of the Expert Committee for these awards for the year 2004 :

- UGC National Veda Vyas Sanskrit Award : Dr.(Mrs.) Kamal Anand
Aditi Mahavidyalaya
University of Delhi, Delhi

7. TEACHING AND RESEARCH IN EMERGING AND INTER-DISCIPLINARY AREAS

7.1 INNOVATIVE PROGRAMMES

Since the beginning of the 8th Plan, the University Grants Commission has been implementing the (I) Scheme of Courses in Emerging Areas and (ii) Innovative Programmes. While considering the various guidelines revised under Ninth Plan programme, the Commission decided to merge these two programmes. Thus, both these programmes are integrated and now named as “Innovative Programme” including courses in Emerging Areas.

The objective of the programme is to support specialized courses at Undergraduate and Post-graduate levels including two years PG Diploma after graduation and one year PG Diploma after Post-graduation in Interdisciplinary and Emerging Areas and accommodate brilliant ideas and innovative proposals to influence teaching, research, academic excellence, societal growth and relevant activities in various disciplines and educational, national and global priorities at Indian Universities / Colleges.

As per the guidelines for Innovative Programme including courses in Emerging Areas approved by the Commission, the financial limit is Rs.50.00 lakhs plus Staff (on actual basis) for a maximum duration of five years. The maximum limit does not mean that each applicant department will be provided this amount and items as a package. The final selection of the proposals received from the universities is done on the basis of the subject expert committee recommendations.

Performance budget for the year 2005-06 and future plan of action.

(Rs. in lakhs)

Name of the Scheme	Allocation	Physical target achieved	Financial target achieved	Future plan of action Xth Plan	
				Physical	Financial
Innovative Programme -Teaching & Research in Interdisciplinary & Emerging Areas 3.3.1.- Head	600.00	25	594.82	40	1000.00

7.2 AREA STUDY PROGRAMME

The University Grants Commission is providing assistance to 40 centres identified in 29 universities (as on 31.03.2006) as “Area Studies Centre” (10 Area Studies Centre in project mode upto 10th Plan) for undertaking studies relating to Social, Economic, Political and Culture Affairs of a given area and for developing inter-disciplinary research and teaching within a comparative framework. The focus is on such countries and regions with which India has had close and direct contact.

During 2005-06, the UGC provided assistance to the extent of Rs. 93.70 lakhs to the following 39 centres in 25 Universities as indicated below:-

1.	Andhra University, Waltair	Centre for SAARC Studies
2.	Banaras Hindu University, Varanasi	Centre for Studies On Nepal
3.	Calcutta University, Kolkata	i) Centre for South East Asian Studies ii) Programme for Pakistan & West Asian Studies
4.	Delhi University, Delhi	i) Centre for East Asian Studies ii) Centre for Canadian Studies
5.	Goa University, Goa	Centre for Latin & American Studies

6.	Hyderabad University, Hyderabad	Centre for Indian Diaspora
7.	Jamia Hamdard University, New Delhi	Centre for Federal Studies
8.	Jamia Millia Islamia, New Delhi	Centre for Third World Studies
9.	Jawaharlal Nehru University, New Delhi	i) Centre for Russian, Central Asian & East European Studies. ii) Centre for West Asian & African Studies (Gulf) iii) Centre for Central Asian Studies Programme – Centre for South, Central, South East Asian & South West Pacific Studies.
10.	Kashmir University, Srinagar	Centre for Central Asian Studies
11.	Kerala University, Thiruvananthapuram	Centre for Canadian Studies
12.	Madaras University, Chennai	Centre for South & South East Asian Studies
13.	M.S. University of Baroda, Vadodara	Centre for Canadian Studies.
14.	Manipur University, Imphal	Centre for Manipuri Studies
15.	Mumbai University, Mumbai	i) Centre for African Studies ii) Centre for Central Eurasian Studies.
16.	North Bengal University, Darjeeling	Centre for Himalayan Studies
17.	Osmania University, Hyderabad	Centre for Indian Ocean Studies.
18.	Rajasthan University, Jaipur	Centre for South Asian Studies
19.	S.V. University, Tirupati	Centre for South East Asian & Pacific Studies.
20.	S.N.D.T. Woman's University, Mumbai	Centre for Canadian Studies.
21.	Guru Nanak Dev University, Amritsar	Programme for Immigrant Studies
22.	University of Calicut, Calicut	Programme for Indian Ocean Studies
23.	H. North Gujarat University, Ahmedabad	Programme for Indian Diaspora and Cultural Studies.
24.	Jiwaji University, Gwalior	Programme for Central Asian Studies
25.	Pondicherry University, Pondicherry	Programme for Southern Asia Studies

AREA STUDIES CENTRES IN PROJECT MODE UPTO 10TH PLAN.

1.	Delhi University, Delhi.	Centre for African Studies
2.	Dibrugarh University, Dibrugarh	Centre for Studies on Bangladesh & Myanmar
3.	Jawaharlal Nehru University, New Delhi.	i) Centre for South, Central and Southeast Asian Studies. ii) Centre for European Studies. iii) Centre for Franco-phone Sub-Saharan Studies.
4.	Jammu University, Jammu	Centre for Strategic & Regional Studies.
5.	Kuvempu University, Kuvempu	Centre for South Asian Studies.
6.	Manipur University, Imphal	Centre for Myanmar Studies
7.	Sardar Patel University, Gujarat	Centre for Indian Diaspora
8.	Jamia Millia Islamia, New Delhi	Centre for Pakistani Studies

8. INTER-UNIVERSITY RESOURCES FOR PROMOTION OF QUALITY

8.1 INTER-UNIVERSITY CENTRES (IUCS)

The University Grants Commission (UGC) has been establishing Inter-University Centres (IUCs) under section 12(ccc) of the UGC Act, 1956, since 1984, as autonomous bodies within the university system with a view to provide centrally the state-of-the-art equipment and facilities for the benefit of researchers working in different Universities. So far, it has established **six** such centres mainly in the field of Science and Technology (**Table 8.1**). Nuclear Science Centre was the first such centre established in 1984. The main objectives for establishing these Inter University Centres are :

- ❖ To provide common advanced centralised facilities / services for universities which are not able to invest heavy investment in infrastructure and other inputs.
- ❖ To play a vital role in offering the best expertise in each field to teachers and researchers across the country.
- ❖ To provide access for the research community and teaching faculty to the state-of-the-art equipment and excellent library facilities which are comparable to international standards.

The UGC is also instrumental in producing more than a thousand educational films or programmes through various Educational and Audio Visual Media Centres established in selected universities and colleges in the country under the guidance and coordination of Consortium for Educational Communication (CEC), New Delhi. The first Countrywide Classroom (CWCR) programme was telecast on the network of Doordarshan on 15th August, 1984. On an average, 300 to 400 programmes have been packaged every year at CEC for telecast on Doordarshan, Gyandarshan and other Educational Channels for dissemination of Higher Education beyond the classrooms.

The list of Inter-University Centres with their specific objectives is as given in the **Table 8.1**.

Table 8.1.: Inter-University Centres and their objective(s): 2005-2006

S. No.	Name	Year of establishment	Objective(s)
1.	Inter University Accelerator Centre (IUAC) , New Delhi	1984	Accelerator Oriented research
2.	Inter-University Centre for Astronomy and Astrophysics (IUCAA), Pune	1988	State-of-the-art instrumentation for research in astronomy
3.	UGC-DAE Consortium for Scientific Research, (UGC-DAE CSR), Indore	1989	Use of facilities of Department of Atomic Energy
4.	Information and Library Network (INFLIBNET) Centre, Ahmedabad	1991	Networking of University libraries through electronic media
5.	Consortium for Educational Communication (CEC), New Delhi	1993	To disseminate Countrywide Classroom programme through Television
6.	National Assessment and Accreditation Council (NAAC), Bangalore	1994	To assess and accredit public and private institutions of higher learning.

The details of budget allocation, release of grants, during the year 2005-2006, both under Plan and Non-plan, are as given below:

(Rs. in lakhs)

S. No.	Name of the Centre	Plan		Non-Plan	
		Budget Allocation	Release of grants	Budget Allocation	Release of grants
1.	IUAC, New Delhi	1050.00	1050.00	985.28	985.28
2.	IUCAA, Pune	675.00	675.00	480.00	480.00
3.	UGC-DAE, CSR, Indore	500.36	500.36	214.72	214.72
4.	INFLIBNET, Ahmedabad	75.00	37.50	200.00	100.00
5.	NAAC, Bangalore	1355.00	945.98	220.00	220.00
6.	CEC / Media Centres	975.00	846.65	910.00	910.00
	TOTAL	4630.36	4055.49	3010.00	2910.00

● HIGHLIGHTS OF VARIOUS INTER-UNIVERSITY CENTRES: 2005-2006

8.1.1 Inter University Accelerator Centre, New Delhi

The year 2005-06 has seen strengthening of the activities of the Centre in several directions. The Pelletron accelerator maintained a high uptime delivering a variety of beams smoothly for conducting experiments except for a breakdown of the fiber optic cable which the crew could fix. The integrated pulsing system has been increasingly used for experiments and worked well. The AMS facility has been fully tested and calibrated and user experiments have begun. The User Community is now about 300 strong coming from 69 Universities, 43 Colleges and 47 Research Institutes.

● Accelerator and augmentation programme

The problems observed during acceleration of beam through the first linac module have all been attended to successfully with the design of a new rf drive, slow tuner and a new cover flange for the resonators. Microphonic reduction experiments have been successful resulting in reduction of the required rf power for the cavities. We plan to have experiments with accelerated beam in beam hall II in a few months time. Work towards the construction of the high current injector is progressing well with the high Tc ECR source operating well and the RFQ prototype getting fabricated for testing. Design studies for the drift tube linac has began and is expected to be completed in the first half of next year. Three out of four beam lines in hall II have been commissioned and tested with beam from the Pelletron delivered to the target position.

First experiment with the neutron array was performed in beam hall II and the materials science line also has been fully calibrated with beam. The installation of the fourth beamline for HYRA-INGA set-up has began and will be complete in the next two months.

The low energy ion beam facility continues to provide an wide variety of multiply charged ions for experiments in materials science and atomic physics. Experiments on ion induced molecular dissociation has given indication of anew mechanism for the formation of exotic molecular species in outer space.

The user support laboratories, viz., target lab, vacuum lab, detector lab, data support lab, workshop and the utilities continued their usually competent work of serving a large community of users.

● Research Activities

The collaboration between GSI and IUAC has been strengthened this year by performing a joint experiment on neutron-rich nuclei at IUAC. Lifetimes of excited states of ^{52}Ti have been measured in the reaction $^{48}\text{Ca}(^7\text{Li},p2n)$ using RDM technique. Precise measurement of these lifetimes is need to evaluate the $B(E2)$ values of heavier Ti isotopes by Coulomb excitation at GSI.

The Charged Particle Detector Array (CPDA) has been used to study the reaction dynamics for Incomplete Fusion (IF) reaction induced by ^{16}O at 6 MeV/A. The differences in side-feeding pattern for IF and complete fusion reaction (CF) confirms the l-localization in the former reaction. A spectroscopic study of ^{126}I has been carried out using this facility. The Perturbed Angular Distribution (PAD) set-up has been used to measure the g-factors for the isomer in ^{169}Ta and electric quadrupole moments for the isomeric states in $^{170,171,172}\text{Hf}$ and ^{175}Ta .

A series of experiments have been carried out to study the reaction dynamics with loosely bound projectiles near barrier energies. Fusion cross-sections for $^6,^7\text{Li}$ on ^{28}Si have been measured. Elastic scattering and fusion measurements on $^7\text{Li}+^9\text{Be}$ have been completed for comparison with similar measurements on $^7\text{Li}+^9\text{Be}$ carried out earlier.

The Neutron Array facility (NAND) in beam Hall II has been commissioned and tested with ^{16}O beam from the Pelletron. Fourteen 5" x 5" neutron detectors with a larg area MWPC were used in the set-up. The special purpose electronics developed for neutron TOF and PSD been tested. An experiment on fusion-fission dynamics using the system $^{16}\text{O} + ^{181}\text{Ta}$ at 100 MeV was carried out at the GPSC in old beam hall. Fission hindrance in ^{200}Pb has been investigated by measuring the gamma-multiplicity tagged by the evaporation residues near barrier energies.

For the INGA facility funded by DST, the ordering of the Clover detectors alongwith anti-Compton shields has been completed and delivery of the detectors has commenced from Feb, 2006. The complete beam line layout alongwith the design of the detector stands has been finalized and the commissioning work would start during the 2nd half of 2006. The first stage of HYRA facility (gas-filled section) is currently undergoing commissioning.

There were a large number of experiments in materials science beam line in year 2005 by different researchers from different Universities and Institutes.

Among the experiments related to the phenomena of surface and interface modifications, some experiments were performed by on-line ERDA, which has been a unique feature of the laboratory. The electronic sputtering experiments on LiF showed clear effect of the dependence of the electronic sputtering yield on (i) the grain size and the (ii) thickness of the film, which is according to the expectation from thermal spike model. The LiF films of different grain size were specially prepared by varying the deposition conditions specially the substrate temperature. Ion beam mixing in Mo/Si and In/Se system has been performed with clear indications of the mixing at the interface. The availability of AFM from the IRHPA project of DST made it easier to study the nano patterning in NiO thin films under glancing angle swift heavy ion irradiation at low temperatures. There have been indications of the nanostructured surface formed by irradiation of titanium oxide thin layers. The optical and magnetic properties of the SHI irradiated Cr doped ZnS are under study. The effect of SHI irradiation in noble metal particles in silica matrix and the magnetic metal particles are being investigated in detail for the dissolution or the growth of the particles. The change in the shape of the particles leading to the changes in optical and magnetic properties is also under investigation. There are indications that the dissolution of the particles takes place below certain density of particles and the growth of particles takes place beyond a specified density of particles. More experiments are required to be confirmed about it. The Cu fused silica system seems to be resulting in the formation of nanoparticles under SHI irradiation as evidenced by absorption spectroscopy. The changes in magnetic anisotropy are also being studied in the irradiated metallic glasses. The strain due to lattice mismatch between the InGaAs thin film and GaAs substrate has been shown to be reduced by SHI irradiation. The dislocation densities in the irradiated sample of the same system are shown to be decreased as investigated by high resolution XRD. Swift heavy ion irradiation effects

are being investigated in semiconductors CdTe, N-InP GaN, InAs, GaSb etc. for the band gap, structure by XRD and surface morphology. The effect of Li irradiation in Si and GaAs based solar cells have been investigated to roughly simulate the effects of the performance of these in space applications.

The effect of SHI irradiation in Ti⁴⁺ substituted $\text{Li}_{0.5}\text{Al}_{0.1}\text{Fe}_{2.4}\text{O}_4$ is studied and dielectric loss is seen to be increased significantly upto 100 kHz. The effect of SHI irradiation in ITO films is under investigation by XRD and PL. The SHI induced colour centres F_2 and F_3^+ in LiF films having nano size grains are investigated by PL. Degree of crystallinity is shown to be improved at lower fluences in polypyrrole and HCL doped polyanilin films.

Ferromagnetism is observed in SHI irradiated fullerene films, revealed by MFM and SQUID measurements. It is a significant result from the point of view of the magnetism in C based system, which has drawn attention of researchers worldwide for last five years or so. Low fluence irradiation of Fe_3O_4 magnetic films has shown improvement in the magnetization.

The experiments conducted in radiation biology involved an ongoing research project on the germination properties, biochemical properties etc. of ion beam irradiated mustard seeds by users from MDU Rohtak, which utilized 50 MeV Li beam. The radiobiology beamline is undergoing complete renovation.

Atomic physics beam line has been tested on line up to the vacuum chamber and hoping to carry out a test run soon for accurate measurement of the foil thickness and foil thickness dependence of the charge state fractions of the post-foil ion beam. Recently we have tested successfully the Doppler tuned spectrometer in GPSC with one spectrometer.

Atomic and molecular physics experiments in the low energy ion beam laboratory have started good results. Position sensitive multi-hit time-of-flight measurement system is used to study the fragmentation dynamics of complete and incomplete fragmentation process.

● **Seminars, Workshops and teaching programmes**

This year a total number of 5 Workshops and 4 Acquaintance programmes and 46 seminars were held by IUAC. On 5th September, Teacher's Day, a special workshop commemorating the International Year of Physics was held with teachers from Colleges in Delhi.

In teaching laboratory activities, the low cost "Radiation detection and Analysis Sytem" developed to carry out some of the nuclear Physics experiments at M.Sc. level has been distributed to 22 universities after proper training of personnel. A simple and cost effective PC interface (called Phoenix) has been designed which will encourage many computer aided experiments and data analysis. Ten workshops at different Universities and Colleges were organized for popularizing the Phoenix based experiments.

We expect all the activities at the Centre to grow further in the coming year with timely support from UGC.

8.1.2 UGC-DAE Consortium for Scientific Research, Indore

● **Objectives :**

The main objectives of UGC-DAE CSR are to provide highly sophisticated research facilities to university and college teachers and also to help research students to pursue research work leading to Ph.D. These facilities (made available by DAE and as set up by us in-house), which are very expensive and difficult to operate and maintain, are not commonly available in universities.

● **Budget:**

The funds for the year 2005-2006 under Plan and Non-Plan heads amounting to Rs.1200.15 lakhs and Rs.600 lakhs respectively were available.

- **Target Groups**

The teachers and Ph.D. students from various universities all over India are using DAE facilities or in-house facilities under collaborative research schemes of UGC-DAE CSR. This year over 400 researchers from about 100 universities/institutions used the above facilities.

- **Important Policy Changes :**

The Collaborative Research Schemes under which university scientists carry out long time (~3 year) projects, are operating in Mumbai and Kolkata Centres for last 10 years or so. This year, the above schemes have been started for the use of in-house facilities at Indore Centre and also the DAE facilities at IGCAR, Kalpakkam.

- **Conferences etc:**

UGC-DAE CSR organized six Awareness Workshops or Discussion Meetings covering several different areas in Physics such as (i) Applications of High magnetic field in condensed matter research, (ii) Neutrons as probes of condensed matter and (iii) Applications of radiations in Inter-disciplinary sciences etc. The Consortium also partly funded a Conference on “Mossbauer studies”.

- **New Facilities:**

Several new in-house facilities have been set up this year. These include, (i) Low temperature high magnetic field facility, (ii) Scanning probe microscopy, (iii) Micro Raman Spectroscopy (iv) Pulsed laser deposition system and (v) Transmission Electron Microscope etc.

- **Publications:**

Research work carried out by scientists of UGC-DAE CSR and the various users from universities is routinely published in International Research Journals. In addition to this, UGC-DAE CSR publishes its bulletin, namely “Sahyog” twice a year and an “Annual Report” of the academic activities of the institute.

8.1.3 Information and Library Network Centre (INFLIBNET), Ahemdabad .

- **About INFLIBNET**

Information and Library Network (INFLIBNET) Centre is an Autonomous Inter-University Centre of the University Grants Commission (UGC) located at Gujarat University Campus, Ahemdabad. It is directed towards modernization of libraries and information centers for information transfer and access, to support scholarship, learning and academic pursuits by establishing a national network of libraries and information centers in universities, institutions of higher learning and R&D institutions in India. It is basically a co-operative endeavor in resource development, sharing and its utilization at national level. Since May, 1996, it is an independent autonomous Inter-University Centre under UGC, and it is set out to be a major player in promoting scholarly communication among academicians and researchers in India.

- **Scientific and Technical Activities**

- **Union Databases Status**

The Centre has taken the initiative of building union catalogue of academic libraries in India, which contains bibliographic description of holdings information for Books, Serials and Theses in all subjects areas held in university libraries and institutions in India. The union catalogue is a traditional union catalogue, in which records from multiple sources and formats are incorporated in to a single database. Recently, entire database platform has been changed and developed based on the new web based search engine. The main feature of the present application is that the integration of different data base on one server, which contains 59 lakh records of books, 1,70,000 of Theses and

Serials over 14,500 unique titles with 54,500 holdings. Apart from bibliographic databases, INFLIBNET is also developing databases like experts with 14,000 records, Research Projects with 10,000 records. The Centre has its own web presence for giving access to Union Catalogue Database for Books, Theses and Serials since, 1998, with an in-house developed Search Engine.

● **UGC-Infonet**

UGC-Infonet is one of the ambitious programmes of University Grants Commission for building high speed Nation wide Communication Network for Indian Universities. ERNET/INFLIBNET is regularly organizing series of Network management training programs for Computer professionals, system analysts from Universities to manage/maintain the UGC-Infonet at their respective universities.

As on date, 149 Universities across the country are connected under UGC-INFONET Project with VSAT/SCPC/Leased line in the bandwidth range of 256 Kbps/512Kbps/ 1Mbps/2Mbps. Now, all the Indian universities under the ambit of UGC are able to access UGC-Infonet e-journals over the UGC-Infonet successfully for the last two years. UGC-Infonet programme is managed by INFLIBNET for its execution and monitoring.

● **UGC-INFONET E-Journals Consortium**

University Grants Commission (UGC) initiated a programme to provide electronic access over the Internet to scholarly literature in all areas of learning to the University sectors in India. A bouquet of E-Journals was presented to the Nation by His Excellency the President of India Dr. A.P.J. Abdul Kalam on 28th December, 2003 coinciding with the conclusion of the UGC's Golden Jubilee Celebrations. This programme is wholly funded by the UGC. All universities eligible to receive grants under UGC's purview are the members of the programme, and it will gradually be extended to colleges in phased manner. The programme is executed by Information and Library Network (INFLIBNET) Centre, through which access to about 4400 scholarly journals and databases are made available to 100 universities. Access to various E-Journals started from January 1, 2004, however trial access was started much ahead from October-December, 2003.

The consortium started with 50 Universities based on the connectivity at several universities during 2004 and in 2005, the programme was extended to 50 more universities making the number of universities to 100. The remaining universities have been provided trial access and will be regularized based on the actual usage and requirements. The project is initially for three years and will be renewed at the end of three years. Universities also signs MOU with the UGC and INFLIBNET for making use of these resources. The UGC provided fund to INFLIBNET for executing the programme, which will be cost free for the universities.

UGC-Infonet E-Journals programme aims at providing full text access to journals and databases in all areas of learning relevance to various universities viz. Arts, Humanities and Social Sciences: Physical and Chemical Sciences; Life Sciences and Computer Science, Mathematics, Statistics, etc.

● **Software R&D Group**

In order to support library automation across the country, INFLIBNET has created powerful "Software Research & Development Group" to develop suitable library support software and to provide support and solutions to all other related activities both at national and center level. On demand from university libraries, and in order to give further boost to the library automation the SOUL software was designed and developed based on the experience gained over the years, the first version was released in 2000. In the last few years, two updates have been released based on user requirements and functional enhancements. This software is adhered to the International standards.

The efforts of interdisciplinary group of scientists' talent involved in the pursuit of the SOUL software have attracted acceptability in academic, government and private sector within the country. As on date, the Centre has installed SOUL at over 900 locations and a large number of orders in pipeline. Our annual International conventions

have attracted global attention and demand has started coming from the International community for the software. The new version of the SOUL software having the latest features is under testing and will be released in near future.

The Centre is promoting open source digital archival solutions like “Green Stone” and “DSpace”. One such remarkable search application of these efforts has been made available on <http://dspace.inflibnet.ac.in>, which contains INFLIBNET’s digital repository, and the same is being used by academic community heavily including global community.

- **Training Programmes**

- **User Awareness Programmes**

Awareness is the key for success of the programme, hence INFLIBNET Centre conducted extensive training programmes for the benefit of Library staff, Faculty, Students and Research Scholars from various universities across the country. These programmes were arranged during 2005-06 and will be extended during this year to other universities as per the recommendations of UGC and National Steering Committee. The facility provided under the programme can be utilized properly by the academic and research community across the country through such awareness programmes. One-day user awareness training programmes on UGC-Infonet : E-Journals Consortium has been conducted in 22 universities across the country.

- **SOUL Library Automation Software Training Programme**

Fifteen training programmes were conducted at the INFLIBNET Centre and over 300 professionals were trained to use the SOUL software operations in this year.

- **Specialised Training Programmes**

- **Advanced Website Designing and Database Management**

INFLIBNET organized a specialized workshop on “Advanced Web Designing and Database Management” during June 27 to July 1, 2005. There were 22 participants from different institutes all over the country participated in the workshop. The lectures were mainly focused on various aspects relating to implementation of web designing, web hosting and database management.

- **D Space Workshop at MG University, Kottayam, Kerala**

National Workshop on Building Digital Libraries using DSpace was jointly organized by MG University and INFLIBNET at MG University, Kottayam on 9th May, 2005. The workshop was organized during 9-13th May, 2005 and 30 participants attended the workshop.

- **Training Programme on Library Automation and Networking Exclusively in Hindi Language.**

INFLIBNET Centre to promote National Language – Hindi has conducted a training programme on Library Automation during 6-10th June, 2005 to benefit the library professionals of Hindi Speaking states. This is the Third Hindi Training Programme in the series and attended by 21 participants from across the country.

- **IRTPLA Training Programmes**

INFLIBNET has started IRTPLA (INFLIBET Regional Training Programme for Library Automation and Networking) programme in order to meet the needs of large number of libraries by conducting the regional level training, emphasizing the local needs and language for implementation of automation in the college libraries. The INFLIBNET provides financial and technical assistance to the universities for conducting this training programme. The programme was conducted in – Nagaland University, Kohima (28th March to 1st April, 2005); University of Kalyani, West Bengal (4-8th April, 2005) and Kumaun University, Nainital (16-20th May, 2005).

- **National and International Conventions**

- **Planner 2005**

Planner 2005 convention was organized by INFLIBNET Centre in collaboration with Assam University, Silchar during November 10-11, 2005. The theme of the convention addressed twas “Digital Collection Management and E-journal Management in Libraries”. Planner 2005 was the third successful convention organised by the centre in its series of programs for promoting library Automation and networking in the North Eastern (NE) region of the country. Librarians, Information professionals’ academics and administrators from the NE Region interacted with professional colleagues from the rest of the countries.

After discussions with many participants, and having received reports from chairs and reporters of the technical sessions, following recommendations are submitted for the consideration of the concerned authorities :

- The SOUL package developed by INFLIBNET should be made available to all universities, colleges including Library and Information Science departments in the North-East Region. This will help to form a strong base for library automation/computerization that could lead to networking.
- All libraries in the region should be helped to develop technical expertise to handle library technologies (library management systems, website, networks, learning management systems, hardware/software management). Dedicated staff (Information Scientist, Systems Administrators, Programmers/Analysts) for these operations is necessary for making efficient use of these technologies and digital collections.

- **International CALIBER 2006**

INFLIBNET’s annual convention International CALIBER 2006, fourth in the series was held at Gulbarga University at Gulbarga during February 2-4, 2006 on the theme “Dynamic Interoperable Web based Information Systems”. More than 550 delegates from India and abroad attended and deliberated on the theme and about 150 research papers were presented.

Pre-Convention tutorial Building Digital Libraries using D-Space was also organized on February 2, 2006 during 9.00 to 12.00 hrs and it is conducted by Mr. Yatrik Patel, Scientist-B, INFLIBNET. The tutorial content explained the working of DSpace with practical aspects of creating web-content for Digital Library.

The resolution of the convention noted that information portals are the gateway for seamless information access. Library portals play a very important role in an organization in enhancing the use of information resources and facilities. Librarians have to design, develop and maintain these portals with continued content management. The resolution also highlighted that Library Schools, Professional Associations and Organisations like the the INFLIBNET should take up the necessary steps in this regard to implement the proposal.

- **National Seminars**

- Seminar on Networking of College Libraries through INFLIBNET Programme, Vijaywada
- National workshop-cum-seminar on Changing Landscape or higher education with electronic resources and Role of INFLIBNET, Jalandhar
- All Kerala College Principals Conference organized by SWRO, UGC at Trivandrum
- Workshop on Widening the Landscape of Higher Education : INFLIBNET Awareness for Colleges : Calcutta

- **Special Assignments**

- **Students Training Programmes**

As part of its initiatives to support academic activities, the Centre is encouraging Gujarat and neighbouring states students of BE, MCA, MIT and M.Sc. to undergo a practical training in software development. The training

period will be generally 4 to 6 months depending upon the courses and institutions. INFLIBNET has provided such training to about 12 students in this year.

■ **Support to Educational Programme for Library Science Students of Gujarat University and IGNOU**

INFLIBNET Centre has conducted teaching and training programme in Information Technology paper of the Gujarat University for the BLIS and MLIS students for the academic year 2005-06. The programme was held from 20th June, 2005 to 29th April, 2006. Students were taught in different topics in computer and information sciences. INFLIBNET is also extending its computer lab for conducting BLIS, MLIS and PGDLAN programmes of IGNOU. Students are greatly benefited by using these facilities. These programmes are conducted during holidays only.

● **Awards, Distinctions and Invitations**

- Sh. Rajesh Chandrakar, Fellow, Commonwealth Professional Fellowship
- Dr. V.S. Cholin, Fulbright Scholar – OhioLINK –OSU Returns
- Sh. H.G. Hosamani and Sh. Umesh Gohel visited National Library, Australia
- Surya TV invited Sh. Manjo Kumar
- Dr. T A V Murthy awarded SALIS Librarian of the year and nominated as a member of National Knowledge Commission.
- Satkal Young Librarian Award to Shri Rajesh Chandrakar

● **Budget Allocation (Plan & Non-Plan)**

Plan : Budget Allocated : Rs.53.45 crores, Grants released Rs.22.68 crores

Non-Plan : Budget Allocated :Rs.2.00 crores, Grants released Rs.1.00 crore

● **Conference Proceedings :**

- Digital Collection Management and E-Journal Management in Libraries.
- Dynamic interoperable Web based Information Systems.

● **Staff Publications**

- INFLIBNET Staff members have published more than 25 high quality research and technical papers in national and international seminar, conference and journals.

8.1.4 Inter-University Centre for Astronomy and Astrophysics (IUCAA), Pune.

IUCAA was set up by the UGC in 1988 as an autonomous Centre of Excellence to help initiate, nurture and grow teaching, research and developmental activities in Astronomy and Astrophysics in the university sector.

● **Basic Research :**

Currently IUCAA has 15 core faculty members, 15 postdoctoral fellows, 19 students, 20 members of Scientific/ Technical staff and 33 administrative staff. To fulfill its goals, the core faculty of IUCAA should be of international standard and over the years IUCAA has received international acclaim for its academic credentials. The IUCAA academic staff has received over 130 national and international awards and distinctions during 1988-2006. Out of 15 faculty members, 4 are members of the Indian Academy of Science, 2 are members of Indian National Science Academy and 3 are the recipients of the Bhatnagar award. They have published over 600 papers in refereed international journals during this period which compares well with the international average in this subject. The Faculty was also involved in 14 international collaborative project and 13 nationally funded projects in different categories of academic work.

- **Schools and Workshops :**

IUCAA conducts pedagogical activities at various levels ranging from the introductory schools for new entrants to Astronomy and Astrophysics, to advanced level workshops at research levels. Every year IUCAA conducts about 8 workshops/schools in IUCAA and another 5 workshops/schools sponsored by IUCAA but held outside IUCAA. These workshops have been conducted all over the country covering nearly all regions.

- **Associateship Programme :**

IUCAA has introduced 3-year Visiting Associate ship for faculty members from universities and colleges, which allows them to come and use IUCAA's research facilities. IUCAA currently has 84 Associates drawn from about 60 universities/colleges. They spend an average of about 1200 person days at IUCAA during each year. During the last year the IUCAA Associates have produced over 120 papers in refereed international journals.

IUCAA also has a provision for helping the university users in observing with national and international facilities. The telescopes in Nainital, Kavalur, Hyderabad and Mt Abu have been used by such scientists. So far, five observers from universities have used international facilities in other countries. This is a significant development and has come about only through the intervention of IUCAA.

- **Nucleation of Astronomy and Astrophysics in Universities :**

IUCAA has composed a model syllabus in Astronomy and Astrophysics in modular form which is made available to universities. Many universities offer Special Papers or Electives in Astronomy and Astrophysics topics at the M.Sc. level. The number of such universities has grown from 21 before IUCAA was set up, to 37 at present.

On the instrumentation side, IUCAA has helped universities make small telescopes. A fully automated 0.35 metre telescope was developed at IUCAA and the know-how was passed on to groups from two universities: Bangalore and Bhavnagar. More than a hundred telescopes of 608 inch aperture have been made by amateur astronomers at IUCAA. Besides telescopes, photometers and CCD detectors have also been made at do-it-yourself level by visitors to the instrumentation labs at IUCAA. Night Sky Photometer built at IUCAA Instrumentation Laboratory has been demonstrated in Japan for its use of studying night sky light pollution. Subsequently it has been taken to Iran for a teaching program and recently one has been given on loan to Nairobi University for light pollution studies and teaching purpose.

- **Graduate School :**

IUCAA regularly recruits research scholars after an entrance test and interview (besides ensuring that they pass the CSIR-UGC NET examination). During this period about 37 students have worked for Ph.D at IUCAA and this number is the highest among the 7 research institutes in India involved in research in Astronomy and Astrophysics. In addition to this, IUCAA has a vigorous postdoctoral programme averaging to about 10 post-docs per year.

- **IUCAA Reference Centres :**

In recent years IUCAA has begun creating IUCAA Reference Centres (IRCs) in certain university campuses. In a typical IRC, electronic access to some essential journals is available, some textbooks are provided on loan-basis and support is made available to academics from the universities and colleges in the region of the IRC. Six IRCs have been created, at North Bengal University (Siliguri), Cochin University of Science and Technology (Kochi), Pt. Ravishankar Shukla University (Raipur), Delhi University, Jadavpur University and Gorkahpur University.

- **IUCAA Telescope :**

The IUCAA 2-metre optical and near infrared telescope was handed over by Telescope Technologies Ltd. UK to IUCAA in early 2006 and was dedicated to the astronomical community in India on May 13, 2006 by Prof. Yash Pal.

- **Public Outreach Programme:**

Taking advantage of the fact that there is considerable curiosity and interest in astronomy amongst school children and the general public, IUCAA devised a special strategy for public outreach: IUCAA's twice-a-month lecture demonstrations for school children have been extremely popular and its 500-seater Chandrasekhar Auditorium gets over-full on several occasions. Further, during the summer vacation about 150 school children to week-long projects with IUCAA members.

- **On-Campus Facilities :**

- The IUCAA library has an extensive collection of books, CDs and journals that a typical research worker in Astronomy and Astrophysics would need including electronic subscription to journals. The library is kept open till midnight everyday all throughout the year.
- An instrumentation laboratory provides guidance in instrument building to the university users on a 'do-it-yourself' basis.
- IUCAA has created a state-of-the-art computer centre and information network on its campus, which also has a data centre providing access to important databases in astronomy either remotely or through mirror sites.
- A Virtual Observatory – India has been set up in collaboration between IUCAA and Persistent Systems Pvt. Ltd., Pune which will allow storage of vast quantities of astronomical data from various observatories. This project is funded by the Ministry of Communication and Information Technology and PSPL. The hardware platform is located at IUCAA, while the software development is undertaken in close collaboration at PSPL and IUCAA. VO-I has developed several tools which have found wide acceptance in the international virtual observatory community, and have been used in making new and exciting scientific discoveries including black holes in galaxies and rare kinds of stars.

8.2 CENTRES OF NATIONAL FACILITIES

In addition to the Inter-University Centres, the UGC has also established **four** national facilities centers in selected Universities and also assisting them regularly. These Centres are :

- **Western Regional Instrumentation Centre (WRIC), Mumbai**

This Centre was established by the UGC in 1978 under the administrative control of Mumbai University with the objective to provide training to University Science instrumentation Centre (USIC) staff & students for use and maintenance of instruments conducting advance study programmes such as workshop seminars for teachers, research workers from universities, national laboratories and industries etc. The center is being funded by UGC on 100% basis from plan to plan.

- **MST Radar Applications, S.V. University, Tirupati**

To create scientific awareness about the potential of the radar facility for advanced research in middle atmospheric dynamics and to attract bright and young researchers to make use of the MST Radar Facility, UGC-SVU Centre for MST Radar Applications was established in the Department of Physics, Sri Venkateswara University, Tirupati. UGC-SVU Centre serves as a common platform for the University system in India for the exchange of scientific knowledge and the center is accessible to scientists and researchers from Indian Universities working in the area of Atmospheric Sciences especially with reference to MST Radar related studies.

The Center has been extending assistance to the User Scientists in formulating the experiments and also off-line data processing facilities. Journals and reprints were made available to teachers and research scholars of several Universities to carry out experiments at the National Atmospheric Research Laboratory (NARL), formerly known as National MST Radar Facility. During the year 2005-06, 25 faculty members and research scholars from 5 universities

have visited UGC-SVU Center several times and conducted experiments at National Atmospheric Research Laboratory. Necessary facilities such as data processing, data analysis, Literature support, development of algorithms for the data processing, CDs, floppies, travel support, accommodation etc., are provided to the visiting scientists and the students.

Seven students were awarded Ph.D. degrees and one M.Phil degree from MST Radar related research work. Eighteen papers were published in press in National and International scientific journals of high impact factor.

The UGC-SVU Centre has built up a small library by acquiring a fair collection of books and reports on space science and atmospheric science, radars and communications, computer science, electronics and related subjects. It is subscribing to some of the important journals in the field of interest. The library facility is being extensively used by the user scientists and research scholars from several universities, institutions and laboratories.

Eighth User Scientists workshop is being organized by National Atmospheric Research Laboratory and UGC-SVU Centre for MST Radar Applications during 20-21 June 2006.

● **Inter University Centre for Humanities and Social Sciences (IUCHSS), Indian Institute for Advance Study, Shimla.**

An MOU between the University Grants Commission and the IAS, Shimla was signed in 1991 for a period of 10 years, i.e. upto January, 2001. The main objectives of the center are to invite teachers from universities and colleges to the institute as associates of the IUC, Organise "Research Seminars" for discussing important problems of national and international interest. The Commission has now decided to assist this center on project mode basis, year to year, with a financial support of Rs.35.00 lakhs per year.

● **Crystal Growth Centre, Anna University, Madras :**

This Centre was established in 1982 with the following objectives.

- (a) To develop facilities for growth and characterization of crystal of technological and industrial importance.
- (b) To bridge the gap between needy industries and Research Laboratories
- (c) To cater to the needs of various institutions in India with regard to requirements of special crystal for Research etc.

The Crystal Growth Centre has contributed significantly to the development of several technologically important materials. More than 150 researchers have obtained their Ph.D. title by carrying out research activities at the Centre and more than 550 publications have been made in National and International Journals. The Centre has excellent facilities to grow bulk crystals such as II-VI, III-V semiconductor compounds, organic and semi organic compounds, which is a unique facility of its kind in a University system in the entire nation.

Budget Allocation and release of Plan Grant for the year 2005-2006

Sl. No.	Centre of National Facilites	Budget Allocation	Release of Grants (Rs. in lakhs)
1.	WRIC, Mumbai	Rs.105.00 lakhs	Rs.105.00 lakhs
2.	MST Radar Centre	Rs. 20.00 lakhs	Rs. 10.00 lakhs
3.	IIAS, Shimla	Rs. 35.00 lakhs	Rs. 35.00 lakhs
4.	Crystal Growth Centre	Rs. 25.00 lakhs	Rs. 12.50 lakhs

● Highlights of the National Facilities Centres

8.2.1 Western Regional Instrumentation Centre, Mumbai

The Western Regional Instrumentation Centre continues to serve as a resource center for the University Science Instrumentation Centre (USICs) in various universities and for academic institutions of higher education, in diverse areas of instrumentation on all India basis.

Services offered : Training and Education, Design and Development of Instruments and teaching aids; maintenance and fabrication; test and calibration of instruments, sophisticated analytical measurements; mechanical shop with CNC lathe machines; optical shop and glass blowing services; PC and printer maintenance and networking; projects and consultancy, documentation and information.

Number of Instruments Repaired	:	645
Number of Instruments Calibrated	:	516
Sophisticated Instrumental Analysis Services	:	192
Number of Training Programmes	:	19
No. of Books Added to the Library	:	10

Some of the Projects :

- Software Development for Data Acquisition system
- Upgradation of Particle Size Analyzer
- Development of Fibre Length Measuring Instrument
- Design and Development of Thermal analysis Systems
- Design and Development of Revised and Better Version of Tubular Furnance for Conducting Experiments on Super Conductivity.
- Design and Development of Microcontroller Based system for Speed Control of DC Motor.
- Development of AC/DC Voltage and Current Sources for Calibration Laboratory
- Development of Lung Function Machine
- Development of Microcontroller Based Temperature Indicator for Temperature Range upto 450 C and using 100 RTD Sensor
- Continued work on modifying project on grapes and vegetable drying project.
- Development a Colorimeter without absorption filters and light source by using LEDs.
- Development of ECGT simulator for a industry.

8.2.2 UGC-SVU Centre for MST Radar Applications, Tirupati

To create scientific awareness about the potential of the radar facility for advanced research in middle atmospheric dynamics and to attract bright and young researchers to make use of the MST Radar Facility, UGC-SVU Centre for MST Radar Applications was established in the Department of Physics, Sri Venkateswara University, Tirupati. UGC-SVU Centre serves as a common platform for the University system in India for the exchange of scientific knowledge and the center is accessible to scientists and researchers from Indian Universities working in the area of Atmospheric Sciences especially with reference to MST Radar related studies.

The Center has been extending assistance to the User Scientists in formulating the experiments and also off-line data processing facilities. Journals and reprints were made available to teachers and research scholars of several

Universities to carry out experiments at the National Atmospheric Research Laboratory (NARL), formerly known as National MST Radar Facility. During the year 2005-06, 25 faculty members and research scholars from 5 universities have visited UGC-SVU Center several times and conducted experiments at National Atmospheric Research Laboratory. Necessary facilities such as data processing, data analysis, Literature support, development of algorithms for the data processing, CDs, floppies, travel support, accommodation etc., are provided to the visiting scientists and the students.

Seven students were awarded Ph.D. degrees and one M.Phil degree from MST Radar related research work. Eighteen papers were published in press in National and International scientific journals of high impact factor.

The UGC-SVU Centre has built up a small library by acquiring a fair collection of books and reports on space science and atmospheric science, radars and communications, computer science, electronics and related subjects. It is subscribing to some of the important journals in the field of interest. The library facility is being extensively used by the user scientists and research scholars from several universities, institutions and laboratories.

Eighth User Scientists workshop is being organized by National Atmospheric Research Laboratory and UGC-SVU Centre for MST Radar Applications during 20-21 June 2006.

Seventeen papers published and accepted from the institution and 8 research degrees were awarded to students during the year 2005-06.

8.2.3 Crystal Growth Centre : Anna University

Crystal Growth Centre : UGC-Anna University facility was established with the objectives and targets :

- To grow technologically important crystals
- To cater to the needs of industries for crystals of specific applications
- To grow crystals of mutual interest for academic institutions for collaborative research
- To train young researchers on crystal grown from Colleges, Universities and National laboratories from all over the country

● Salient Features of the scheme

The Crystal Growth Centre has contributed significantly to the development of several technologically important materials. More than 150 researchers have obtained their Ph.D. title by carrying out research activities at the Centre and more than 550 publications have been made in National and International Journals. The Centre has excellent facilities to grow bulk crystals such as II-VI, III-V semiconductor compounds, organic and semi organic compounds, which is a unique facility of its kind in a University system in the entire nation.

The Centre had been organizing periodically the National Seminar on Crystal Growth in addition to the training programs through short term courses and International Workshop, which had made the center a recognized place of research not only in the national scenario but, also at the International level.

● Research papers published in referred journals on National/International/repute

- Thirty nine research papers published in refereed journals of National and International repute.

● Conferences/workshops/symposia held.

Crystal Growth Centre had organized an International Workshop on “Crystal Growth and characterization of Advanced Materials” during 9-13 January, 2006. Nearly 150 participants from all over India and 15 International participants had attended the workshop.

9. PROMOTION AND PRESERVATION OF INDIAN CULTURE, HERITAGE AND VALUES

9.1 SCHEME OF EPOCH MAKING SOCIAL THINKERS OF INDIA (SPECIAL STUDIES)

The scheme of Epoch making Social Thinkers of India (Special Studies) was initiated by the UGC in the year 1983. Under this scheme, the assistance is provided by the UGC on cent percent basis for setting up Centres on Special Studies in Universities/Colleges/ Institutions for conducting programmes in order to acquaint teachers and students with thoughts and ideas of great thinkers and social leaders.

The UGC has set up Studies Centres in 71 Universities/Colleges/ Institutions during under X Plan (23 Gandhian Studies Centres, 16 Nehru Studies Centres, 16 Dr. Ambedkar Studies Centres, 8 Buddhist Studies Centres, 3 Guru Nanak Studies Centres, 2 Swami Vivekanand Studies Centres, 2 Dr. Zakir Hussain Studies Centres and one Dr. K.R. Narayanan Studies Centre).

As per the Tenth Plan guidelines of the scheme, each study centre is eligible to get financial assistance of Rs.3.50 lakhs as non-recurring grant and Rs.4.70 lakhs per annum as recurring grant.

The tenure of these centres is co-terminus with the Plan period.

During 2005-06, a total grant of Rs.447.46 lakhs was released to these Centres along with other centres which were established during IX Plan and continued in the X Plan for carrying out their activities.

9.2 HUMAN RIGHTS AND DUTIES EDUCATION (HRDE)

In the year 2004-05, the Standing Committee on Human Rights & Values in Education has proposed the X Plan Approach Paper & the guidelines for the promotion of Human Rights and Values in Education in Universities/ Colleges. The Scheme Human Rights & Values in Education has two components :

- **Human Rights & Duties Education**
- **Promotion of Ethics & Human Values**

The objectives of the two components are :

Human Rights & Duties Education

- To develop interaction between society & Educational institutions
- To sensitize the citizens so that the norms & Values of Human Rights & Values in Education programme are realized
- To encourage research activities
- To encourage research studies concerning the relationship between Human Rights & Values in Education & International Humanitarian Law.

Promotion of Ethics & Human Values

- To create awareness, conviction & commitment to values for improving the quality of life through education & for advancing social & human well being;

- To encourage Universities & Colleges to undertake academic & other activities pertaining to teaching, research & extension programmes in respect of Values & culture like extramural lecturers, Seminars, Conferences, Workshops & Orientation Programmes for teachers & students;
- To encourage Universities to undertake preparation & production of requisite material including books, handbooks, journals, teaching materials, video CD & films relating to values.

The following sub-programmes have been identified for financial support :

- Foundation Course
- Certificate Course
- Under graduate course
- Post-graduate Diploma course
- Post-graduate degree (M.A./L.L.M.) course
- Seminars/Symposia/workshops/conferences
- Moot Court/Mock Trial
- Values Education

During the period under report, the Commission has received 256 proposals from eligible Universities and Colleges. Out of which, 115 proposals have been selected and recommended by the Expert Committee for grant of admissible amount as under :

Sub Programme	No. of proposals received	No. of Universities	No. of Colleges
● Seminars	49	3	46
● Symposia	2	-	2
● Workshops	8	3	5
● Moot Court	1	-	1
● Foundation Course	13	-	13
● Certificate Course	27	2	25
● Under graduate course	1	1	-
● Postgraduate course	8	6	2
● Values Education	6	5	1
Total	115	20	95

The Expert Committee has also recommended an amount of Rs.41.15 lakhs for these 115 proposals as per the details given below :

● Seminar/Symposia/Workshops	(Rs. in lakhs) Rs.23.40
● Moot Court	Rs. 0.35
● Courses	Rs.15.42
● Values in Education	Rs. 1.98
	Rs. 41.15

Out of 50.00 lakhs budget allocation for the year 2005-06, the Commission has released Rs.31.88 lakhs to the Universities/Colleges.

9.3 ESTABLISHMENT OF RAJIV GANDHI CHAIR IN UNIVERSITIES

The UGC has been made nodal agency by the MHRD for implementation of the scheme Rajiv Gandhi Chair in contemporary studies and Research in Universities. In pursuance of this, the UGC released an amount of Rs.60.00 lakhs to three central and Rs.120.00 lakhs to six state universities, totaling Rs.180.00 lakhs during 2005-06. The universities where the chair is to be established are University of Allahabad, University of Delhi, North Eastern Hill University, University of Mumbai, University of Madras, University of Calcutta, Barkatullah Vishwavidyalaya, Cochin University of Science & Technology and Panjab University.

10. Development of Engineering and Technological, Management and Computer Education

10.1 ENGINEERING AND TECHNOLOGICAL EDUCATION

The University Grants Commission provides financial assistance to Departments of Engineering & Technology of eligible universities institutions for carrying out programmes in higher Education and research in the field of Engineering & Technology. The on-going programmes are :

- (i) Development Grants to Engineering and Technical Universities.
- (ii) PG Scholarships under Engineering & Technology.
- (iii) Maintenance Grant/Grant for specific purpose to State/Deemed to be Universities.

(i) Development Grants to Engineering and Technical Universities

The University Grants Commission has been providing Development Assistance to **six** Technical Universities and 27 Central/State/Deemed to be Universities having Engineering Departments under the following items (i) Staff (ii) Building (iii) Equipment (iv) Books & Journals (v) Others and follow the norms/guidelines of the Central/State Universities. Against the allocation of Rs.1900.00 lakhs for Development assistance, Rs.1820.87 lakhs has been released to Universities during 2002-2003. During the year 2003-2004, the Engineering and Technology component was included in the General Development and it was given as a total overall allocation treating Engineering & Technology as a separate Department at par with other departments of the Universities.

The grant released to Universities for old cases of IXth Plan and earlier and grants to Universities under Engineering & Technology Head during 2002-2006 are as under :-

Year	Grants released (Rs. in lakhs)	No. of beneficiaries (Universities)
2002-2003	1820.87	33
2003-2004	49.21	5
2004-2005	109.65	4
2005-2006	7.59	3
Total	1987.32	45

(ii) PG Scholarships under Engineering & Technology

With an objective to help graduate students to pursue higher technical education, the UGC provides PG scholarships to students admitted to M.E./M.Tech courses and also research fellowships for doing research in Engineering/Technology. The GATE qualified students admitted to M.E./M.Tech. Courses receive PG Scholarship for a period of 24 months and enhanced P.G. Scholarship @ Rs.5000/- p.m. and contingency @ Rs.5000/- p.a. w.e.f. 1st July, 2003. The number of students receiving PG Scholarship is approximately 1200 per annum.

The details of grant released during Xth Plan period are as under:

Year	Grants released (Rs. in lakhs)	No. of beneficiaries (Universities)
2002-2003	589.58	33
2003-2004	682.13	33
2004-2005	860.35	21
2005-2006	1302.91	22
Total	3434.97	109

(iii) Maintenance Grant/Grant for specific purpose to State/Deemed to be Universities

The Commission has been providing Non-Plan (maintenance) grants to three State/Deemed to be Universities namely (i) Anna University, Chennai (ii) Thapar Instt. of Engg. & Technology, Patiala (iii) Birla Instt. of Technology, Mesra, Ranchi for staff, supporting staff, Scholarships, Contingency & Library in connection with approved PG courses on the basis of the actual expenditure incurred on the specific items as approved by the Govt. at the time of transfer of these Universities to the UGC for the purposes of payment of grants.

The details of grants released during the Xth plan period to these Universities are as given below :

Year	Grants released (Rs. in lakhs)	No. of beneficiaries (Universities)
2002-2003	390.67	3
2003-2004	369.13	3
2004-2005	400.00	3
2005-2006	435.00	3
Total	768.15	12

10.2 DEVELOPMENT GRANTS TO MANAGEMENT DEPARTMENTS IN UNIVERSITIES

Development assistance has been provided regularly to Universities for strengthening existing and new management departments for undertaking quality teaching, research, training and consultancy in Management for meeting the ever-growing challenges of globalization of higher education. All Universities/Deemed Universities/ Institutions which are notified under section 2(f) and 12 B of the UGC Act, 1956 are eligible under the scheme. Assistance is not available for self-financing course. Those Universities/institutions which have not availed of any financial assistance from UGC for MBA Programme will be eligible for financial assistance.

The ceiling of assistance would be as under :

Non-Recurring : Rs.33.00 lakhs
(Equipment, Books & Journals & Building)

Recurring : Rs.22.00 lakhs +
(Rs.4.40 lakhs p.a.+ 1 Professor) Actual of a Professor's Salary

UGC also provides second time financial assistance to those departments of universities which have availed of UGC assistance in the past. The ceiling of financial assistance would be as under :

Non-Recurring : Rs.9.00 lakhs
(Eupiment & maintenance,
Books & Journals and alteration,
Extension and renovation of building)

Recurring : Rs.6.00 lakhs
(Rs.1.20 lakhs p.a.)

The proposals in the prescribed proforma will be invited from the Universities/Institutions depending upon the availability of funds. The proposals received will be examined/evaluated with the help of an Expert Committee. The programme will be evaluated with the help of an Expert Committee after a period of 2-3 years.

During the Xth plan period, the Commission has released grants amounting to Rs.304.64 lakhs to the Universities/Institutions as per the details given below :

Year	Grants released (Rs. in lakhs)	No. of beneficiaries (Universities)
2002-2003	37.01	9
2003-2004	113.09	20
2004-2005	61.22	6
2005-2006	93.32	9
Total	304.64	44

10.3 INFORMATION COMMUNICATION AND COMPUTER EDUCATION

(i) Computer Facilities to Universities

UGC has been assisting the Universities for setting up of Computer Centres since 1970 for use in research and training, application of Computer in every field/subject, and Examination/administration related work.

The details of grants paid in the Tenth Plan are as follows :

Year	Grants paid (Rs. in lakhs)
2002-2003	124.06
2003-2004	74.73
2004-2005	67.15
2005-2006	1245.06*
	1511.00

* Paid to 66 universities

(ii) Establishment of UGC Network Resource Centres in Colleges

From Tenth Plan onwards, the UGC has decided to assist colleges to establish "UGC Network Resource Centre". Assistance would be provided for the purchase of computer and also for Internet Connectivity.

The details of assistance are as under :

	2002-2003	2003-2004	2004-2005	2005-2006
First Time	215	303	232	138
Second Time	403	218	1152	230
For Internet Connectivity	200	105	11546	
Total	818	626	1499	414

During 2005-06, a total grant of Rs.177.04 lakhs has been paid to the eligible 414 colleges.

BUDGET

The UGC has been providing grant under the above mentioned schemes from the plan grant received from the Govt. of India for “Information Communication & Computer Education” under Budget Head 4.2.4.

The details regarding grants released during X plan period to the universities and colleges are as given below:

Year	Grants released (Rs. in crores)
2002-2003	7.15
2003-2004	6.66
2004-2005	9.67
2005-2006	14.22
Total	37.70

11. EDUCATIONAL OUTREACH ACTIVITIES

11.1 Adult, Continuing Education and Extension and Field Outreach (ACEE & FO)

In order to discharge the nation-wide programme of eradication of the illiteracy from the country, the University Grants Commission, since 1978, has been implementing various programmes in Higher Education System namely National Adult Education Programme (NAEP-1978 to 1983), Adult Continuing Education Programme (ACEP-1983-1990), 16/20 Point Programme of Government of India (1983 to 1989), Area Based Approach Programme (ABAP-1989 to 1992), Total Literacy Campaign Programme (TLCP-1992 to 1997), & 9th Plan programme of Adult, Continuing Education and Extension & Field Outreach (ACEE & FO 1997 to 2002) by involving the centres/departments of Adult Education of Universities/Institutions. These Institutions, in turn involving students and teachers, have organized programmes, such as, Literacy, Post literacy, Continuing Education, Science for People, Environment Education, Legal Literacy and Technology Transfer.

In the Tenth Plan, the Programme was implemented making few changes in the guidelines viz. introducing the E-Learning Centres, Student Counseling/Placement/Career Guidance Centre and providing equipment grant to the departments on the basis of their activities and achievements in the previous plan period. All these three new heads were under Non-Recurring Head and the department is entitled for Rs.6.00 lakhs, Rs.2.25 lakhs and Rs.3.00 lakhs respectively. A major change has also been made for providing the Recurring Grant to a maximum of Rs.9.00 lakhs. The Nodal Agency grant has also been revised from Rs.50,000/- to Rs.75,000/- in the Tenth Plan Period.

A provision has also been made to appoint Field investigator/Project Assistant on hiring basis to run the programme in a better manner. For this, a total grant of Rs.4.00 lakhs per annum is available in recurring head.

The total number of centers/departments have also increased to 87.

During the year 2005-2006, the following three approaches were envisaged under Adult, Continuing Education and Extension & Field Outreach Programme;

- The Continuing Education programme should be targeted towards those who have had the benefit of University Education but need to return, either for updating their knowledge or skills or acquiring new skills. These could include groups/participants from industry and the services. These could be short-term courses or offered as certificate/ diploma courses. They could be for those already in service or for the unemployed to improve their employability.
- Adult and Extension Education should include programmes of training of a short-term nature aimed at various groups who would not normally be entrants in the University system. These courses could be skill-based, such as, skills for income generation, entrepreneurship development, family life education, value education or based on social issues such as para-legal training and various types of training for grass root workers/ activists.
- Community outreach activities include the responsibility to reach out to society, whether it be specific disadvantaged groups, e.g. bonded labour, child workers, street children or organizations such as primary health centers or municipal/zila parishad schools of a geographical community such as urban slums or a village.

The University Grants Commission was providing financial assistance to the centers/departments of Adult Education for their activities/programmes and salary of the staff working therein upto 31st march, 1997. In the

Nineth Plan, the assistance for the staff salary was made available to 73 centres/ departments out of the development grant upto 31st March, 2000. Since 1st April, 2000 onwards, the UGC has withdrawn its liability of financial assistance for the staff salary and is providing grants for their activities/prgorammes only.

During the financial year i.e. 2005-2006, a total grant of Rs.466.02 lakhs has been released to the universities and colleges for implementing the ACEE & FO Programme

Since 1997, the University Grants Commission has also been providing teacher fellowships to teachers of various universities/Colleges to work with Bharat Gyan Vigyan Samiti (BGVG) and Bharat Jan Vigyan Jatha (BJVJ) for their nation wide contribution in literacy. It has been providing the salary for the substitute teacher, if appointed by the University/College in the vacant position of the respective teacher fellow.

11.2 UGC-UNFPA Project on Population and Development Education in the Higher Education System

The University Grants Commission has been assisting Universities and Colleges for the promotion of Population and Development Education in the University system since 1983. The main objective of the programme is to enable the youth in universities and colleges and through them the community to comprehend clearly the issues relating to quality of life, gender equity, reproductive health, AIDS, impact of Population growth on society and the nation etc.

Since the UNFPA grant was stopped, the UGC is continuing this programme on its own to carry out extension activities relating to Population Education through the Centres of Adult, Continuing Education and Extension & Field Outreach.

12. FACILITIES FOR SCHEDULED CASTES, SCHEDULED TRIBES, HANDICAPPED, DISADVANTAGED SECTIONS AND DIFFERENTLY ABLED PERSONS OF SOCIETY

12.1 Establishment of Scheduled Caste and Scheduled Tribe Cells in Universities

The Scheduled Castes and Scheduled Tribes have been identified as the most depressed/oppressed groups of Indian society. In order to safeguard their interest in an independent democratic India, specific provisions have been made in the constitution to protect their interest by providing reservation in various services under Central and State Governments. The main objective is not just to provide jobs to some persons belonging to these communities, thereby increasing their representation in services but to improve the status of these people socially and educationally so that they can have their rightful place in the main-stream of the society. As per the constitutional provisions, the reservation for Scheduled Castes is 15% and 7.5% for Scheduled Tribes at the national level and the reservation in states is provided depending on their population in the concerned state.

The Commission introduced the scheme of Establishment of SC/ST Cells in Universities in the year 1983 with the following objectives:

- To ensure effective implementation and monitoring of the reservation policy for SC/STs and programs of the Govt. of India and UGC in Universities and Colleges.
- To collect data regarding implementation of policies in respect of admissions, appointments to teaching and non-teaching positions etc. and
- To take such follow-up measures, which can help in achieving the target laid-down for the purpose.

The Commission provides assistance for the following staff positions in SC/ST Cell:

Coordinator	- One
Administrative Assistant	- One
Research-cum-Statistical Officer	- One
Steno-typist/Data Entry Operator	- One

The assistance for staff positions is on cent percent basis for actual expenditure on staff salary during first five years of establishment of SC/ST Cells or upto the end of the Plan period during which the cell is established. After five years of establishment of SC/ST Cell or after the end of Plan Period, the concerned State Government/ State University has to take financial liability of functioning of the cell with approved staff. However, for central universities this liability is borne by the UGC out of Non-Plan Grant. The monitoring/review of work of SC/ST Cells is being carried out with the help of a Standing Committee on Scheduled Caste and Scheduled Tribe.

During 2005-06, the Commission re-approved SC/ST Cell for Tejpur University because the SC/ST Cell approved earlier for the University during 2002-03 couldn't start functioning.

Upto 31st March, 2006, the Commission has approved for the establishment of SC/ST Cells in **120 universities**. During 2005-06, a grant of **Rs.13.00 lakhs** was released to the SC/ST Cells functioning in various Universities.

12.2 Remedial Coaching Classes at UG/PG level for Scheduled Caste and Scheduled Tribes Students in Universities and Colleges

The UGC has been contributing towards social equity and socio-economic mobility of the under privileged sections of the society through special schemes. The Commission introduced, in 1994, one such special scheme namely "Remedial Coaching at the Under-Graduate (UG) and Post-Graduate (PG) level for students belonging to the Scheduled Cates and Scheduled Tribes. The main objectives of the scheme are:

- To improve the academic skills and linguistic proficiency of the students in various subjects.
- To raise the level of comprehension of basic subjects so as to provide a stronger foundation for further academic work.
- To strengthen their knowledge, skills and attitudes in such subjects, where quantitative and qualitative techniques and laboratory work are involved, so that necessary guidance and training provided under the program may enable the students to come-up to the level necessary for pursuing higher studies efficiently.
- To improve over all performance of these students in the examinations.

The tenure of assistance to universities and colleges is five years but initially assistance is provided for three years i.e. first phase. The work of Centre is reviewed at the end of third year with the help of Standing Committee on SC/ST and if the work is found satisfactory, further extension of two years is granted to the college/university. If overall performance of the program during five years period is satisfactory, further continuation is also accorded in the next five year plan on positive recommendations by the Review Committee.

During 2005-2006, fresh proposals were invited from universities/colleges as per the Tenth Plan guidelines. The UGC selected 3 Universities and 143 colleges (Including institutions selected from North Eastern States) for implementation of the scheme and released grant to the selected universities and colleges. The details of proposals approved in different meetings are as under:

Date & Place of meeting	Coverage	Proposals Considered		Proposals Recommended		Grants Released (Rs. in lakhs)		
		University	College	University	College	University	College	Total
19-11-2005 (UGC, New Delhi)	All over India , except North East	03	76	02	54	12.00	214.92	226.92
21/22-11-2005 (NEHU, Shillong)	Specially for North-Eastern States	01	90	01	60	6.00	238.80	244.80
08-3-2006 (UGC, New Delhi)	All over India including North- Eastern States	01	30	0	29	-----	115.42	115.42
Total		05	196	03	143	18.00	569.14	587.14

Approval for continuation of the scheme was also accorded to **42 Colleges** after review of the progress of ongoing programs.

As on 31st March, 2006, the scheme is being implemented in **371 Universities** and **Colleges**.

During the financial year 2005-06, a total grant of Rs.21.00 lakhs and Rs.778.44 lakhs was released respectively to those universities and colleges which have implemented this scheme and also to the universities and colleges approved/selected in previous years.

12.3 Coaching Classes for SC/ST Candidates for preparation for National Eligibility Test (NET)

In order to provide an adequate number of qualified SC/ST candidates for recruitment as lecturers in Universities and Colleges, during 2004-05 the Commission introduced a scheme of Coaching Classes for SC/ST to preparation for National Eligibility Test (NET), which is an essential eligibility condition for becoming a lecturer in universities or colleges.

Under this scheme, coaching classes are organized in selected universities for which grant on 100% basis is made available. Effort is being made to approve at least one centre in each State, which can accept the responsibility for NET Coaching and has sufficient number of willing faculty members to provide coaching. The classes in the coaching centre are to be arranged by arranging teachers on honorarium basis. There is no provision for appointing staff on a permanent basis in the coaching centre.

During 2005-06, the second year of introduction of the scheme, **10 universities** (Including universities selected from North Eastern States) were selected for implementing the scheme. With this, the total number of universities implementing the scheme rose to **42 from 32** in the previous year.

During the year 2005-06, the UGC paid a grant of **Rs.105.78 lakhs** to those universities and colleges which have implemented the scheme.

12.4 Coaching classes for SC/ST for Entry in Services

In order to gain useful employment in group A, B & C including all Indian and State Provincial Services, the Scheme of Coaching Classes for SC/ST for entry in Services has been introduced in selected universities and colleges by the UGC w.e.f. the year 2004-05

Under the scheme, there is no provision for appointing staff on permanent basis in the Coaching Centre. The classes in the Coaching Centres are to be arranged by arranging teachers on honorarium basis.

The UGC selected **2 universities and 82 colleges in 2005-06** (Including institutions selected from North Eastern States) for implementation of this scheme. With this, the number of **Universities** implementing the scheme rose to **13 from 11** in the previous year and the number of **colleges** rose to **110 from 28** in the previous year.

The details of proposals approved in different meetings are as under:

Date & Place of meeting	Coverage	Proposals Considered		Proposals Recommended		Grants Released (Rs. in lakhs)		
		University	College	University	College	University	College	Total
19-11-2005 (UGC, New Delhi)	Rest of India at	01	39	01	35	6.00	139.30	145.30
21/22-11-2005 (NEHU, Shillong)	Specially for North-Eastern States	01	43	01	20	6.00	79.60	85.60
08-3-2006 (UGC, New Delhi)	All over India including North-Eastern States	0	31	0	27	-----	107.46	107.46
Total		02	113	02	82	12.00	326.36	338.36

During the year 2005-06, the UGC released a grant of **Rs.358.87 lakhs** for those selected universities and colleges which have implemented the scheme and also to universities and colleges approved/selected in previous years.

12.5 Standing Committee on Scheduled Castes and Scheduled Tribes; Monitoring of the scheme and holding of Regional level meetings of the Sub Committee of Standing Committee on SC/ST.

To oversee the effective implementation of reservation policy in Universities, a Standing Committee on SC/Sts was constituted by the UGC in 1997. The Committee is represented by academic Experts, Ex-Vice-Chancellors and distinguished persons in the field of higher education. The UGC had reconstituted the Standing Committee on Scheduled Castes and Scheduled Tribes in 2003.

- During 2005-06, two meetings of the Standing Committee were held. In these meetings, Reservation Policy being followed by Central Universities, Institutions deemed to be universities receiving maintenance grant from the UGC and inter university centres of the UGC was monitored. All these institutions were impressed upon filling up of all back log SC/ST vacancies for teaching & non-teaching posts before 31st March, 2006.
- The Commission has also approved that all institutions(Central Universities, Delhi Colleges, Institutions deemed to be universities) funded by the UGC will have to furnish a certificate to the effect that all backlog teaching and non-teaching vacancies have been filled, failing which, the UGC may not release 2nd quarter Plan Grant during 2006-2007.
- **New Schemes formulated for the benefit of SC/ST**

On recommendations of the Standing Committee, the Commission has approved guidelines for the following new schemes formulated for the benefit of SC/ST:

- (i) Research Associate-ship for SC/ST.
- (ii) Scholarships to undertake Post Graduate Studies in Professional Courses.

These schemes are now being implemented by the Selection and Awards Bureau of UGC.

- **Review Committee Meetings/Workshops**

During the year under report, four regional level workshops/Review Committee Meetings were held at the following universities :

1. Jadavpur University, Kolkata.
2. Kurukshetra University, Kurukshetra.
3. Madurai Kamaraj University, Madurai.
4. Bundelkhand University, Jhansi.

The purpose of these meetings was to review the ongoing coaching programs for the benefit of SC/ST, to review the activities of the SC/ST cells and to hold workshop for awareness and training of coordinators for proper implementation of the schemes of coaching classes for the benefit of SC/ST.

During these Review Committee Meetings, participants **from 8 Universities and 119 Colleges** were invited for the review. Out of which, participants **from 4 Universities and 68 Colleges** came for review of the ongoing programs.

12.6 Special grants for institutions in North Eastern States

During the year 2005-06, as a special drive to approve Remedial Coaching Programs for Universities./Colleges located in North Eastern States, a meeting was held in NEHU, Shillong for on the spot consideration of proposals for approving of financial assistance by the UGC for implementing the following schemes for the benefit of SC/ST:

1. Remedial Coaching Classes at UG/PG level for Scheduled Caste and Scheduled Tribes Students in Universities and Colleges
2. Coaching classes for SC/ST for Entry in Services
3. Coaching Classes for SC/ST Candidates for preparation for National Eligibility Test (NET)

On the recommendations of this meeting, the Commission has approved for providing financial assistance to **5 universities and 80 Colleges** to implement these three schemes.

12.7 Coaching classes for the weaker sections amongst Educationally Backward Minority Communities in Universities and Colleges.

Introduction of the Scheme:-

The Commission introduced a scheme of Coaching Classes for Minorities in 1983 and, in the light of Prime Minister's 15 Point Programme and National Policy on Education 1986, the scheme was strengthened. The guidelines of the scheme were framed with the objective to undertake coaching programme to prepare students belonging to Minority Communities so as to enable them to compete various competitive examinations for recruitment in services covered under Central and State Governments, Public Undertakings etc. at various levels. It was also envisaged that coaching classes in Universities and Colleges will also cover examinations and tests for admission to Medical & Engineering courses.

The Scheme is from Plan to Plan basis. In the beginning, financial assistance is provided to a new centre for a period of three years. After completion of the 1st phase of 3 years, Minority Coaching Centres will be reviewed by the Standing Committee for the Welfare of the students belonging to minority communities. If the performance of the center is found satisfactory, the centre is allowed to continue for another phase.

The UGC has been contributing towards social equality and socio-economic mobility of the under-privileged sections of the society through various special schemes.

During the X plan, the UGC extended the scope of the areas and divided it into the following schemes:-

- a) **Remedial Coaching Classes at UG/PG level for the Students belonging to Minority Communities in Universities and Colleges.**
 - b) **Coaching Classes for the Students belonging to Minority Communities in Universities and Colleges for Entry into Services.**
 - c) **Coaching Classes for the Students belonging to Minority Communities in Universities for preparation for National Eligibility Test (NET).**
- a) **Remedial coaching classes at UG/PG Level for the students of the Minority Communities in universities and colleges.**

The Commission introduced a new scheme namely Remedial Coaching at UG & PG level for the students belonging to weaker sections of society, particularly for minority communities w.e.f. the financial year 2004-05. The main objectives of this scheme are as under:-

- To improve the academic skills and linguistic proficiency of the students in various subjects.
- To raise the level of comprehension of basic subjects so as to provide a stronger foundation for further academic work.
- To strengthen their knowledge, skills and attitudes in such subjects, where quantitative and qualitative techniques and laboratory work are involved, so that necessary guidance and training provided under the programme may enable the students to come-up to the level necessary for pursuing higher studies efficiently.

- To improve over all performance of these students in the examinations.

During 2005-06, the second year of implementation of the scheme, fresh proposals received from various colleges & universities especially from North-Eastern States to implement the Prime Minister's 15 point programme have been considered and recommended by the committee as per the details given below :

Date & Place of meeting	Coverage	Proposals Considered		Proposals Recommended		Grants Released (Rs. in lakhs)		
		University	College	University	College	University	College	Total
21-22.11.2005	Specially for North-Eastern States at NEHU Shillong	02	43	02	38	12.00	151.24	163.24
22.12.2005 (UGC, New Delhi)	All over India, except North East	----	56	---	43	-----	171.14	171.14
10.03.2006 (UGC, New Delhi)	All over India including North-Eastern States	03	22	03	08	18.00	31.84	49.84
Total		05	121	05	89	30.00	354.22	384.22

A total grant of Rs.397.78 lakhs/- was released by the UGC during 2005-06 to the universities and colleges including fresh selected proposals from 89 Colleges and 5 Universities. With this, the total number of universities/colleges implementing the scheme, as on 31-3-2006, rose to 141 from 47 in the previous year.

b) Coaching classes for students belonging to minority communities for Entry into Services

The basic objective of this coaching scheme is to prepare students belonging to Minority Communities for competitive examinations which in turn will help them in getting gainful employment for group 'B', 'C' and 'A' All India Services and State/Provincial Services.

The fresh proposals received during 2005-06 from various colleges & universities all over India especially from North-Eastern States to implement the Prime Minister's 15 point programme have considered and recommended as per the details given below :-

Date & Place of meeting	Coverage	Proposals Considered		Proposals Recommended		Grants Released (Rs. in lakhs)		
		University	College	University	College	University	College	Total
21-22.11.2005 (NEHU, Shillong)	Specially for North-Eastern States at NEHU Shillong	01	14	01	03	6.00	11.94	17.94
22.12.2005 (UGC, New Delhi)	All over India, except North East	-----	29	-----	25	-----	99.50	99.50
10.03.2006 (UGC, New Delhi)	All over India including North-Eastern States	04	11	03	05	18.00	19.90	37.90
Total		05	54	04	33	24.00	131.34	155.34

A total grant of Rs.189.82 lakhs was released during 2005-06 to the universities and colleges including fresh selected proposals of 33 Colleges and 4 Universities. As on 31-3-2006, 102 universities/colleges are implementing the scheme.

c) Coaching classes for Minority Community candidates for preparation for National Eligibility Test (NET)

The Commission also introduced a new scheme of coaching classes for minority community students to prepare them for National Eligibility Test (NET) w.e.f. the financial year 2004-05. The coaching classes are organized in selected Universities, for which grant on cent percent basis is made available by the UGC. Effort will be made by the UGC to allocate at least one center in each state, which can accept responsibility for NET coaching and has sufficient number of faculty members who are willing to provide coaching. The classes in the coaching centers are to be arranged by engaging teachers on honorarium basis. There is no provision for appointing staff on permanent basis in the coaching centers.

During 2005-06, the second year of implementation of the scheme, proposals from only two universities were received and the same were recommended for financial assistance for implementing this scheme. With this, the total number of universities implementing the scheme, as on 31-3-2006, rose to 18 from 16 in the previous year.

During the year 2005-06, a grant of Rs.18.01 lakhs was released to the universities for implementing of the scheme.

Standing Committee for Welfare of Minorities :

The Standing Committee for Welfare of Minorities regularly monitors and reviews the ongoing schemes for minorities. The Committee meets once or twice in a year. The Committee has recommended that every year the UGC may organize 4-5 Regional level Review Committee Meeting/Workshops in Northern, Eastern, Western and Southern Regions of the country. Each such Committee will consist of 3-4 members of the Standing Committee and one UGC Officer.

The Committee also recommended that all Universities/Colleges implementing the schemes for minorities should compulsorily attend the Review Committee Meeting/Workshops whenever called for by the UGC. It also recommended that the UGC may stop providing grants to those Universities/Colleges which may remain absent continuously in two Review Committee Meeting/Workshops.

Review Committee Meeting/Workshops

During the year under report, four meetings of the Sub-Standing Committee were held at (i) Guru Nanak Dev University, Amritsar (ii) Bangalore University, Bangalore (iii) Pune University, Pune and (iv) Allahabad University, Allahabad to review the ongoing coaching programs for welfare of minorities and to hold a workshop for Co-ordinators implementing the schemes approved during 2004-05.

Participants from 61 universities/colleges were invited in the review meetings. Out of which, representatives of 36 universities/colleges came for the meetings. The Committees recommended for continuation of 7 programs under the scheme of coaching classes for entry into services and 12 programs under the scheme of Remedial Coaching classes. The Committee recommended discontinuation of the coaching programs in 3 universities and 6 colleges. Coaching programs of 2 universities and 6 colleges will be reviewed on the basis of on the spot visits or submission of future plan of action for implementing the approved schemes.

12.8 Teachers Preparation in Special Education (TEPSE) and Higher Education for Persons with Special Needs (Disabled Persons) (HEPSN)

The UGC has introduced the special schemes viz. TEPSE and HEPSN in 1999-2000 for the differently-abled persons so that they are not ignored in the higher education system. These schemes have been implemented with an

objective to develop courses for special teachers and counselors and also to provide facilities in various forms for the differently abled persons.

Description and objectives of the Schemes/activities under the programme:

- To provide equal education opportunities and experience to disabled persons in higher educational institutions
- To encourage universities/colleges of education in India to promote teacher preparation programmes in the field of special education.
- To create an awareness among the functionaries of higher education about the specific educational needs of persons with disabilities.
- To equip the higher educational institutions with the facilities to provide access to disable persons.
- To provide appropriate financial assistance to disabled individuals to increase their sustainability in higher education.
- To explore suitable placement for the educated disabled graduates in public as well as private sector enterprises.
- To monitor the implementation of all-existing and future legislation and policies pertaining to higher education of persons with disabilities.

The UGC has identified 11 more new Institutions for assistance under these schemes in the reporting year and a grant of Rs.77.13 lakhs was released during 2005-06.

12.9 Financial Assistance to teachers who are visually handicapped (Blind)

Under the scheme a grant of Rs.12,000/- p.a. for visually handicapped (blind) permanent teachers is provided towards Reader Allowance, for purchase of Braille Books recorded materials etc.

During the year 2005-06, an amount of Rs.13.63 lakhs was paid to visually handicapped teachers working in various universities and colleges.

12.10 Visiting Faculty Positions for the Migrant Teachers of Kashmir University and its affiliated colleges (Special Scheme)

The UGC has created a few positions of Visiting Faculty in the Universities since 1990-91 to provide teaching/ research assignments to teachers from Kashmir University and its affiliated colleges. It has been decided to continue the scheme during the Tenth Plan also or till such time as the position in the Kashmir Valley normalizes. Classified into categories 'A' 'B' and 'C', the positions carry a consolidated honorarium of Rs.2,500/- p.m., Rs.3,000/- p.m. and Rs.4,500/- p.m., respectively. These teachers remain entitled to draw their salaries from their parent University and College in addition to the above honorarium.

During the year 2005-06, a total grant of Rs.12.35 lakhs was released for migrant teachers working in various universities and colleges.

13. FACILITIES FOR WOMEN IN HIGHER EDUCATION

13.1 SPECIAL SCHEME FOR CONSTRUCTION OF WOMEN'S HOSTELS

With a view to provide hostels and other infrastructural facilities in the universities and colleges to achieve the goal of enhancing the status of Women to increase enrolment by providing a safe environment and a special scheme "Construction of Women's Hostel" during X plan period. The universities and colleges which come within the purview of the UGC and are fit to receive central assistance under Section 12(B) of the UGC Act, are eligible to receive financial assistance under this scheme. The financial assistance from the UGC under the scheme is on 100% basis subject to the ceiling given below:

Women Enrolment	Amount (Rupees in lakhs)
(a) Upto 250	15.00
(b) 251-500	20.00
(c) more than 500	25.00

Expenditure over and above the UGC allocation/ceiling, is to be met by the institutions from their own resources, for which clear indication and assurance is to be provided by the concerned institution. UGC does not provide any escalation cost over and above the allocation/ceiling under X Plan guidelines.

During the year 2005-06, a total grant of Rs.33.99 crores – Rs.2.44 crores to universities and Rs.31.55 crores to colleges was released.

13.2 ESTABLISHMENT OF WOMEN STUDIES CENTRES

The scheme of Women's Studies Centres was started in the year 1986 with an objective to promote studies on women. It envisages assistance to universities and colleges for establishing centres for women's studies. The centres for women studies are required to undertake research, develop curricula and organise training, extension work in the areas of gender equity, economic self-reliance of women, girls education, population issues, human rights and social exploitation etc. These activities are expected to contribute not only to social awareness and change but also to academic development. The following activities have been reported by the Centres of Women Studies.

- Teaching : Curriculum development and upgradation of material for training manual for women ; small monographs on Women's issues.
- Research : Research projects on Women's issues.
- Extension: Newsletter, counselling and aid, family counselling centres, literacy mission, community development surveys, assistance to audio-visual unit to prepare videos on problems concerning women.

Under the scheme, the UGC has set up eight new Women's Studies Centres (one in University of Kashmir and seven in Colleges of J&K State) during 2005-06 and a total grant of Rs.633.14 lakhs was released to the newly established women studies centres alongwith the existing centres established during X Plan and prior to X Plan. Twenty Nine universities/colleges have been provided grant for organizing TOTs and Sensitization/Awareness workshops on "Capacity Building for Women Managers in Higher Education".

13.3 PART-TIME RESEARCH ASSOCIATESHIP FOR WOMEN

To provide opportunities to unemployed women who have Ph.D. Degree to their credit and have an aptitude towards research but due to personal or domestic reasons are unable to pursue the research work on regular basis, a

scheme called Part-time Research Associateship for women has being implemented by UGC. The research may be taken up in any field of Humanities, Social Sciences including languages, Sciences and Engineering & Technology. **Hundred** slots per year are available under the scheme. Applications are invited by the UGC through an open advertisement in leading newspapers, Employment New, UGC Website and AIU Newsletter. The applications received are scrutinized and short listed candidates are called for interview. The associateship amount is Rs.6000/- p.m. (fresh Ph.D. holders); Rs.8000/- p.m. (having five years of research experience) and contingency of Rs.10000/- p.a. The tenure of the award is five years and it is non-extendable.

Ninety eight candidates have been selected for the award out of 100 available slots for the year 2004. Against the budget allocation of Rs.90.00 lakhs, an amount of Rs.63.96 lakhs has been released during 2005-06.

13.4 DAY CARE CENTRES IN UNIVERSITIES

The objective of the scheme is to provide day care facilities within the university on payment basis for children of around three months to 6 years of age, when their parents (University employees/students/scholars) are away from home during day time.

During the year 2005-06, the UGC provided an one time grant of one Deemed university and Rs.48.00 lakhs to 16 state universities.

13.5 INFRASTRUCTURE FOR WOMEN STUDENTS, TEACHERS AND NON-TEACHING STAFF

The objective of the scheme is to provide assistance for creating and strengthening infrastructure for women students, teachers and non-teaching staff in universities. All eligible universities under Section 2(f) and 12(B) of the UGC Act are considered for assistance. Only one time grant of Rs.10.00 lakhs be made available to a University/ Institution. During the year 2005-06, a total grant of Rs. 57.00 lakhs – Rs.42.00 lakhs to nine state and Rs.15.00 lakhs to three Deemed Universities was paid.

14. PROMOTION OF PHYSICAL EDUCATION AND SPORTS

14.1 PROMOTION OF YOGA EDUCATION AND PRACTICE & POSITIVE HEALTH IN UNIVERSITIES

The basic objective of the scheme is to impart special education in various areas like Yoga, Positive Health, Career, Personality Development etc. for the overall development of students, teachers and non-teaching staff of universities. The target groups are students, teachers and non-teaching staff of universities.

The UGC provides grants to the selected universities upto the end of X Plan period only i.e. upto 31st March, 2007. Thereafter, the scheme is required to be taken over by the concerned university under its maintenance budget. The assistance will be Rs.1.00 lakh (one-time grant) for equipment & furnishing and Rs.1.80 lakhs p.a. @ Rs. 7,500/- per month as honorarium to Instructors – maximum two per yoga centre.

Positive Health

Assistance will also be provided to the universities for organising 3-5 days awareness programmes by inviting guest speakers/experts etc. These programmes could be from amongst the following :

- General Counselling
- AIDS
- Drug abuse
- Sex education and reproductive health
- Art of healthy living
- Stress Management
- Sound body and mental health
- Any other programme on similar subject/nature can also be covered.

A University can organise a maximum of two programmes per calendar year. The admissible financial assistance for organising awareness programmes is Rs.25,000/- per programme.

Out of 27 proposals reviewed, 10 proposals have been approved during 2005-06 and a total grant of Rs.41.31 lakhs was released under the scheme of promotion of Yoga Education Practice and Positive Health in universities.

14.2 ORGANISATION OF ADVENTURE SPORTS/ACTIVITIES IN UNIVERSITIES AND COLLEGES

The basic objective of the scheme is to create and foster amongst the students of Universities/Colleges a spirit of risk-taking, cooperative team work, the capacity to face and effectively deal with challenging situations with courage and determination. This, thus, provides the youth a positive and healthy channelisation for their abundant energy, enthusiasm and imagination as also an opportunity for them to take their rightful place as the future leaders of the country in myriad spheres of activity.

The target of the scheme is that all young students should get an opportunity to avail themselves of adventure sports facilities and also to serve the first generation learners and young students, both in urban and rural areas.

The following event programmes can be organised under the scheme :

On land

- Snow skiing

- Trekking
- High Alt Trekking
- Rock Climbing
- Cycle Safari in different terrains
- Desert Safari/Trekking

In Sea/Lakes

- Wind Surfing in Lakes
- Sea Awareness

In River

- White Water Rafting
- Kayaking and Canoeing

In Sky

- Para Sailing
- Para Gliding
- Micro Lite Flying
- Powered Hang Gliding
- Balloning

A University is eligible to choose two event/programmes while a college may choose one event/prgramme per calendar year.

During 2005-06, an amount of Rs.33.74 lakhs was paid to universities and colleges.

15. INTERNATIONAL COOPERATION

15.1 BILATERAL EXCHANGE PROGRAMMES

The University Grants Commission on behalf of the Government of India has been implementing the Bilateral Exchange Programmes in the field of Higher Education between India and other countries. In 2005-2006, such programmes have been in operation with 23 countries & Educational Exchange Programmes with 11 countries.

During the year 2005-2006, the UGC hosted the visit of 42 foreign scholars from various countries and arranged their programmes at different institutions in India. A total of 55 Indian scholars were deputed abroad under these programmes.

15.2 VISIT OF FOREIGN DELEGATIONS TO UGC

During 2005-2006, the following foreign delegations visited the UGC office.

- An Ethiopian Delegation headed by H.E. Teshome Yizengaw, Vice Minister of Education of Ethiopia and Prof. Dr. Belay Kassa, President of Alemaya University visited UGC on 18.05.2005 to share experience in assessment and accreditation of India Higher Learning Institutions.
- A Spanish Delegation headed by Mr. Jesus Maria Sema, Vice-Chancellor, University of Valladolid and Ms. Maria Jose Saaz Brazmes, Dean, International Relations, University of Valladolid, Mr. Gurlerno Rodriguez, Managing Director, Casa de la India, a Cultural Foundation in Valladolid, visited UGC on 31.01.2006 to discuss the issue of mutual interest in higher education.
- A 19 member delegation from New Zealand, Headed by Mr. Howard Faney, Secretary of Education visited UGC on 18.04.2005 to meet the Chairman, UGC and to discuss developing linkage between India and New Zealand in Education Sector.
- A Bulgarian Delegation headed by H.E. Prof. Daniel Valtcher, Deputy Prime Minister of Education and Science visited UGC on 06.12.2005 regarding establishing contacts and cooperation in areas of mutual interest between Higher Education Institutions in both countries.
- An eight member delegation from Republic of Botswana led by Assistant Minister for Education visited UGC on 27.01.2006 to explore the study place for students from Botswana in the areas of Medicine and allied health Sciences, Engineering, Information Technology, Piloting etc.
- A Brazilian Delegation headed by Mr. Jorge Almeida Giulmaraes visited UGC on 24.11.2005 to increase bilateral cooperation between the two countries in the field of Education.
- A Thai Delegation headed by HE Prof. Pavich Tongroach, Secretary General visited on 19th December, 2005 to discuss about bilateral cooperation between the two countries in the field of Education.
- An Armenian Delegation visited UGC on 06.12.2005.
- A three member Malaysian Delegation visited India on 17th June, 2005 – to study, review and make recommendations on the development and future directions of Higher Education in Malaysia.

15.3 INDO-MAURITIUS AGREEMENT

A Third Consortium agreement between the UGC and Tertiary Education Commission, Mauritius (2001-2004) was signed in March, 2002. The programme inter-alia has provision for exchange of scholars.

The renewal of the agreement is under process and till such time the present agreement would be in force.

15.4 FOREIGN LANGUAGE TEACHERS

The University Grants Commission has collaborative programmes which inter-alia provide for the appointment of foreign language teachers in Indian universities to teach foreign languages. They are appointed in the University in consultation with the Mission of country concerned and respective University. While providing language teacher to a university, it is generally ensured that the university has proper infrastructure for teaching foreign languages.

During 2005-2006, 25 foreign language teachers were appointed in various universities in India. The language-wise break-up of teachers is as under:-

German – 3, French – 1, Portuguese – 2, Spanish – 10 (Salary of only three language teachers are being paid by UGC 7 Language Teachers approved in Principle), Hungarian – 1, Afghani – 1, Croatian – 1, Bulgarian - 1, ROK – 1, Czech-1, Polish – 1, Chinese-1, Iranian – 1.

15.5 FELLOWSHIPS AND SCHOLARSHIPS

(a) *German Academic Exchange Service (DAAD)*

The programme has been suspended from 2005. To foster the partnership between South Asian Institute and Indian Institutions, the German side will make an annual award of two-three month scholarship to Indian Scientists to work at the South Asian Institute in Heidelberg for the year 2005-2006. Four Scholars were nominated by UGC and two were selected by South Asian Institute, Heidelberg.

(b) *French Government Scholarships under Indo-French Cultural Exchange Programme*

Two scholars were awarded French Government Scholarships during 2005-2006 by French Government for carrying out research in the areas of learning French Language, Literature, Culture and Civilization.

15.6 SOCIAL SCIENTISTS EXCHANGE PROGRAMME UNDER INDO-FRENCH CULTURAL EXCHANGE PROGRAMME

Eight Indian scholars were nominated by the Commission for the year 2005 to visit France. One Scholar, who was nominated for 2004 could not visit in 2004 and visited in 2005. Accordingly, nine Indian Scholars successfully completed their visit to France under the Programme. In Exchange, five French scholars also visited India.

15.7 SAARC FELLOWSHIP/SCHOLARSHIPS

Under the SAARC Programme for 2005-06, four Scholars were nominated by UGC under SAARC Chair in Sri Lanka. Visit of one Scholar was accepted to Sri Lanka by SAARC Secretariat. Also, one Scholar was nominated for SAARC Scholarship in Nepal against offer of Nepal for MBBS Course for the year 2005-2006.

15.8 COMMONWEALTH ACADEMIC STAFF FELLOWSHIPS

Every year, the Association of Commonwealth Universities, United Kingdom offers 80 Commonwealth Academic Staff Fellowship Awards to enable promising faculty members in Universities & Colleges in India to do research work at the Universities/Institutions in the United Kingdom.

During 2005-2006, the UGC recommended 80 teachers for fellowships. Out of them, the Association of Commonwealth Universities finally selected 23 scholars for fellowships under Commonwealth Academic Staff Fellowship Awards.

15.9 COMMONWEALTH SPLIT SITE SCHOLARSHIPS

During 2005-2006, the Association of Commonwealth Universities, United Kingdom offered 14 Commonwealth Split-Site Doctoral Scholarships for Junior faculty or students who are studying for doctoral degree

in India and want benefit from one year full time study in the U.K. The UGC has nominated 14 scholars and the Association of Commonwealth Universities, UK accepted four scholars under Commonwealth Split-Site Scholarships.

15.10 TRAVEL GRANT TO TEACHERS TO VISIT FOREIGN COUNTRIES UNDER COLLECTION OF SOURCE MATERIAL SCHEME

Under this scheme, the Commission provides travel grant on cent percent basis to enable the University/ College teachers to collect source material/availing of fellowship. The assistance is given to such scholars who only have received an assurance for maintenance at least for a period of two months from a recognized university/ institute abroad. During 2005-2006, eight teachers were provided financial assistance under this scheme.

15.11 INDO-FINNISH GOVERNMENT SCHOLARSHIPS

The Finnish Government offers Scholarships for Postgraduate Studies, Research and Teaching at a Higher Education Institution or Public Research Institute in Finland.

Two Indian Scholars were nominated by the Commission for the year 2005-2006 to visit Finland. They have successfully completed their visit.

16. MANAGEMENT OF HIGHER EDUCATION

To make Management of Higher Education effective, efficient and respond to socio-economic changes, the UGC since Tenth Plan has been implementing the following programme.

16.1 INCENTIVES FOR RESOURCE MOBILISATION

The Scheme of resource mobilization by Universities was implemented in 1995. The main objectives of the scheme are to encourage universities to mobilize resources by participation/contribution of society in their development and to encourage and enhance the flow of resources coming from society for the development of university. The share of UGC is limited to 25% of the resources generated by the University or a maximum of Rs. 25.00 lakhs whichever is less.

During 2005-06, an amount of Rs.500.90 lakhs – Rs.50.00 lakhs to Central, Rs.383.18 lakhs to State and Rs.67.72 lakhs to Deemed Universities - has been released by UGC as its share.

LIST OF APPENDICES : 2005-2006

I.	LIST OF THE UGC RECOGNIZED UNIVERSITIES AND INSTITUTIONS DEEMED TO BE UNIVERSITIES AND INSTITUTES OF NATIONAL IMPORTANCE IN INDIA :STATE-WISE (AS ON 31.03.2006)
II.	LIST OF UNIVERSITIES WHICH ARE NOT ELIGIBLE FOR CENTRAL ASSISTANCE U/S 12(B) OF THE UGC ACT, 1956 (AS ON 31.03.2006).
III.	ALL INDIA GROWTH OF STUDENTS ENROLMENT : 1984-85 TO 2005-2006.
IV.	STATE-WISE STUDENTS ENROLMENT IN UNIVERSITIES AND COLLEGES : 2005-2006
V.	STAGE - WISE ENROLMENT OF STUDENTS: UNIVERSITY TEACHING DEPARTMENTS/ UNIVERSITY COLLEGES & AFFILIATED COLLEGES: 2005-2006
VI.	STUDENTS ENROLMENT : FACULTY-WISE : 2005-2006
VII.	STATE-WISE NUMBER OF COLLEGES DURING THE YEAR 2005-2006 AND INCREASE IN NUMBER OF COLLEGES DURING THE X PLAN PERIOD (2002-2003 TO 2005-2006)
VIII.	NUMBER AND DISTRIBUTION OF TEACHING STAFF-BY DESIGNATION- IN UNIVERSITY DEPARTMENTS AND UNIVERSITY COLLEGES: 2005-2006.
IX.	NUMBER AND DISTRIBUTION OF TEACHING STAFF- BY DESIGNATION - IN AFFILIATED COLLEGES: 2005-2006
X	FACULTY-WISE NUMBER OF DOCTORATE DEGREES AWARDED IN 2003-2004 AND 2004-2005.
XI.	LIST OF DEEMED UNIVERSITIES WHICH ARE BEING PAID PLAN (DEVELOPMENT) ASSISTANCE : 2005-2006.
XII.	LIST OF DEEMED UNIVERSITIES WHICH ARE BEING PAID NON- PLAN (MAINTENANCE) ASSISTANCE : 2005-2006.
XIII.	LIST OF THE REGIONAL OFFICES OF UGC (AS ON 31.03.2006)
XIV.	LIST OF DELHI COLLEGES AND HOSTELS AND BHU COLLEGES GETTING MAINTENANCE GRANTS FROM UGC : 2005-2006.
XV.	LIST OF AUTONOMOUS COLLEGES : STATE-WISE : (AS ON 31.03.2006)
XVI.	LIST OF ACADEMIC STAFF COLLEGES : 2005-2006.
XVII.	LIST OF SUBJECTS FOR UGC-NET EXAMINATION : 2005-2006
XVIII.	LIST OF CENTRES FOR UGC-NET EXAMINATION IN INDIA (2005-2006)
XIX.	STATEMENT SHOWING THE GRANTS PAID TO UNIVERSITIES AND COLLEGES DURING THE YEAR 2005-2006 (MAJOR HEAD-WISE) UNDER NON-PLAN
XX.	STATEMENT SHOWING THE GRANTS PAID TO UNIVERSITIES AND COLLEGES DURING THE YEAR 2005-2006 (MAJOR HEAD-WISE) UNDER GENERAL PLAN, ENGINEERING & TECHNOLOGY AND SEC.III.

APPENDIX : I**LIST OF THE UGC RECOGNIZED UNIVERSITIES AND INSTITUTIONS
DEEMED TO BE UNIVERSITIES AND INSTITUTES OF NATIONAL
IMPORTANCE IN INDIA: STATE-WISE (AS ON 31.03.2006)****(A) UNIVERSITIES**

S.No.	State/University	Year of Establishment/ Recognition
ANDHRA PRADESH		
1.	Acharya N.G. Ranga Agricultural	1964
2.	Acharya Nagarjuna	1976
3.	Andhra	1926
4.	Andhra Pradesh University of Health Sciences	1986
5.	Dr. B.R. Ambedkar Open	1982
6.	Dravidian	1997
7.	Hyderabad *	1974
8.	Jawaharlal Nehru Technological	1972
9.	Kakatiya	1976
10.	Maulana Azad National Urdu *	1997
11.	National Academy of Legal Studies and Research	1999
12.	Osmania	1918
13.	Potti Sreeramulu Telugu	1985
14.	Sri Krishnadevaraya	1981
15.	Sri Padmavati Mahila	1983
16.	Sri Venkateswara	1954
ARUNACHAL PRADESH		
17.	Rajiv Gandhi	1985
ASSAM		
18.	Assam Agricultural	1968
19.	Assam*	1994
20.	Dibrugarh	1965
21.	Gauhati	1948
22.	Tezpur *	1994
BIHAR		
23.	Babasaheb Bhimrao Ambedkar Bihar	1952
24.	Bhupendra Narayan Mandal	1993
25.	Jai Prakash	1995
26.	K.S. Darbhanga Sanskrit	1961
27.	Lalit Narayan Mithila	1972
28.	Magadh	1962
29.	Maulana Mazharul Haque Arabic & Persian	2004

S.No.	State/University	Year of Establishment/ Recognition
30.	Nalanda Open	1995
31.	Patna	1917
32.	Rajendra Agricultural	1970
33.	T.M. Bhagalpur	1960
34.	Veer Kunwar Singh	1994
	CHHATTISGARH	
35.	Chhattisgarh Swami Vivekanand Technical	2005
36.	Guru Ghasidas	1983
37.	Hidayatullah National Law	2003
38.	Indira Gandhi Krishi	1987
39.	Indira Kala Sangeet	1956
40.	Kushabhau Thakre Patrakarita Avam Jansanchar Vishwavidyalya	2005
41.	Pt.Ravi Shankar Shukla	1964
42.	Pt. Sundarlal Sharma (Open)	2005
	GOA	
43.	Goa	1985
	GUJARAT	
44.	Bhavnagar	1978
45.	Dharmsinh Desai	2005
46.	Dhirubhai Ambani Institute of Information & Communication Technology**	2004
47.	Dr. Babasaheb Ambedkar Open	1995
48.	Gujarat Agricultural	1950
49.	Gujarat	1972
50.	Gujarat Ayurveda	1968
51.	Hemachandracharya North Gujarat	1986
52.	Krantiguru Shyamji Verma Kachchh	2003
53.	Maharaja Sayajirao University of Baroda	1949
54.	Nirma University of Science & Technology**	2004
55.	Sardar Patel	1955
56.	Saurashtra	1955
57.	South Gujarat	1965
58.	Shree Somnath Sanskrit	2005
	HARYANA	
59.	Chaudhary Charan Singh Haryana Agricultural	1970
60.	Chaudhary Devi Lal University	1995
61.	Guru Jambeshwar	2003
62.	Kurukshetra	1956
63.	Maharshi Dayanand	1976
	HIMACHAL PRADESH	
64.	Dr.Y.S. Parmar University of Horticulture & Forestry	1986
65.	Himachal Pradesh	1970

S.No.	State/University	Year of Establishment/ Recognition
66.	Ch. Sarwan Kumar Himachal Pradesh Krishi	1978
67.	Jaypee University of Information Technology**	2002
JAMMU & KASHMIR		
68.	Baba Ghulam Shah Badshah	2004
69.	Sher-e-Kashmir University of Agricultural Sciences and Technology	1982
70.	Shri Mata Vaishno Devi	2004
71.	University of Kashmir	1949
72.	University of Jammu	1969
JHARKHAND		
73.	Birsa Agricultural	1980
74.	Ranchi	1960
75.	Siddhu Kanhu	1992
76.	Vinoba Bhave	1993
KARNATAKA		
77.	Bangalore	1964
78.	Gulbarga	1980
79.	Kannada	1992
80.	Karnataka	1949
81.	Karnataka State Open	1996
82.	Karnataka State Women	2003
83.	Karnataka Veterinary, Animal & Fisheries Science	2004
84.	Kuvempu	1987
85.	Mangalore	1980
86.	National Law School of India	1992
87.	Rajiv Gandhi University of Health Sciences	1994
88.	Tumkur	2005
89.	University of Mysore	1916
90.	University of Agricultural Sciences, Bangalore	1964
91.	University of Agricultural Sciences, Dharwad	1986
92.	Vesveswaraiah Technological	1999
KERALA		
93.	Calicut	1968
94.	Cochin University of Science & Technology	1971
95.	Kannur	1997
96.	Kerala Agricultural	1972
97.	Kerala	1937
98.	Mahatma Gandhi	1983
99.	Shree Sankaracharya University of Sanskrit	1994
MADHYA PRADESH		
100.	Awadhesh Pratap Singh	1968
101.	Barkatullah	1970

S.No.	State/University	Year of Establishment/ Recognition
102.	Devi Ahilya	1964
103.	Dr. Hari Singh Gour	1946
104.	Jawaharlal Nehru Krishi	1964
105.	Jiwaji	1964
106.	M.G. Gramodaya	1993
107.	M.P. Bhoj (Open)	1995
108.	Maharishi Mahesh Yogi Vedic	1998
109.	Makhanlal Chaturvedi Rashtriya Patrakarita National University of Journalism	1993
110.	National Law Institute	1999
111.	Rajiv Gandhi Proudयोगiki	2000
112.	Rani Durgavati	1957
113.	Vikram	1957
MAHARASHTRA		
114.	Dr. Babasaheb Ambedkar Marathwada	1958
115.	Dr. Babasaheb Ambedkar Technological	1992
116.	Dr.Punjabrao Deshmukh Krishi	1969
117.	Kavi Kulguru Kalidas Sanskrit	1999
118.	Konkan Krishi Vidyapeeth	2005
119.	Maharashtra Animal & Fishery Sciences	2002
120.	Maharashtra University of Health Sciences *	2000
121.	Mahatma Gandhi Antarrashtriya Hindi *	1997
122.	Mahatma Phule Krishi	1968
123.	Marathwada Agricultural	1983
124.	Mumbai University	2005
125.	North Maharashtra	1991
126.	Pune	2005
127.	Sant Gadge Baba Amravati	2005
128.	Shivaji	1962
129.	Smt. Nathibai Damodar Thackersey Women's	1951
130.	Solapur	2004
131.	Swami Ramanand Teerth Marathwada	1995
132.	The Rashtrasant Tukadoji Maharaj Nagpur	2005
133.	Yashwantrao Chavan Maharashtra Open	1990
MANIPUR		
134.	Central Agricultural *	1993
135.	Manipur *	1980
MEGHALAYA		
136.	North Eastern Hill *	1973
MIZORAM		
137.	Mizoram University *	2001
NAGALAND		
139.	Nagaland *s	1995

S.No.	State/University	Year of Establishment/ Recognition
ORISSA		
139.	Berhampur	1967
140.	Biju Patnaik University of Technology	2003
141.	Fakir Mohan	1999
142.	North Orissa	1999
143.	Orissa University of Agriculture & Technology	1962
144.	Sambalpur	1967
145.	Shri Jagannath Sanskrit	1981
146.	Utkal	1943
147.	Utkal University of Culture	1999
PUNJAB		
148.	Baba Farid University of Health & Medical Sciences	2002
149.	Guru Nanak Dev	1969
150.	Punjab Agricultural	1962
151.	Punjab Technical	1998
152.	Punjabi	1962
RAJASTHAN		
153.	Jai Narain Vyas	1962
154.	Kota Open	1987
155.	Maharana Pratap University of Agriculture & Technology	2000
156.	Maharshi Dayanand Saraswati	1987
157.	Mohan Lal Sukhadia	1962
158.	National Law University	2003
159.	Rajasthan Agricultural	1987
160.	Rajasthan Ayurveda	2003
161.	Rajasthan Sanskrit	2003
162.	University of Rajasthan	1947
163.	University of Bikaner	2003
164.	University of Kota	2003
SIKKIM		
165.	Sikkim-Manipal University of Health, Medical and Technological Sciences	1998
TAMIL NADU		
166.	Alagappa	1985
167.	Anna	1978
168.	Annamalai	1929
169.	Bharathiar	1982
170.	Bharathidasan	1982
171.	Madras	2005
172.	Madurai Kamraj	1965
173.	Manonmaniam Sundaranar	1992
174.	Mother Teresa Women's	1984

S.No.	State/University	Year of Establishment/ Recognition
175.	Periyar	1998
176.	Tamil Nadu Open	2005
177.	Tamil	1981
178.	Tamil Nadu Agricultural	1971
179.	Tamil Nadu Dr. Ambedkar Law	1998
180.	Tamil Nadu Dr.M.G.R. Medical	1989
181.	Tamil Nadu Veterinary & Animal Sciences	1990
182.	Thiruvalluvar University	2003
TRIPURA		
183.	Tripura	1987
UTTAR PRADESH		
184.	Aligarh Muslim *	1921
185.	Babasaheb Bhimrao Ambedkar	1996
186.	Banaras Hindu *	1916
187.	Ch. Charan Singh	1965
188.	Chandra Shekhar Azad University of Agriculture & Technology	1974
189.	Chhatrapati Sahuji Maharaj Kanpur	1965
190.	Deen Dayal Upadhyay Gorakhpur	1957
191.	Dr. Ram Manohar Lohia Awadh	2005
192.	Dr. B.R. Ambedkar*	1927
193.	Integral **	2004
194.	Jagadguru Rambhadracharya Handicapped **	2002
195.	King George's Medical	2003
196.	Lucknow	2005
197.	M.J.P. Rohilkhand	1975
198.	Mahatma Gandhi Kashi	1974
199.	N. D. University of Agriculture & Technology	1974
200.	Sampurnanand Sanskrit	1958
201.	University of Allahabad *	1887
202.	University of Bundelkhand	1975
203.	University of Lucknow	1921
204.	Uttar Pradesh Technical	2001
205.	U.P. King George's University of Dental Science	2004
206.	U.P. Rajarshi Tandon Open	2005
207.	V.B.S.Purvanchal	1987
UTTARANCHAL		
208.	Dev Sanskriti Vishwavidyalaya	2005
209.	G.B. Pant University of Agriculture & Technology	1960
210.	Hemwati Nandan Bahuguna Garhwal	1973
211.	Institute of Chartered Financial Analysts of India (ICFAI) **	2005
212.	Kumaun	1973
213.	University of Petroleum & Energy Studies	2004

S.No.	State/University	Year of Establishment/ Recognition
WEST BENGAL		
214.	Bidhan Chandra Krishi	1974
215.	Jadavpur	1955
216.	Netaji Subhash Open	1997
217.	Rabindra Bharati	1962
218.	The Bengal Engineering & Science	2004
219.	The West Bengal National University of Juridical Sciences	2004
220.	The West Bengal University of Health Sciences	2004
221.	University of Burdwan	1960
222.	University of Calcutta	1857
223.	University of Kalyani	1960
224.	University of North Bengal	1962
225.	Uttar Banga Krishi	2001
226.	Vidyasagar	1981
227.	Visva Bharati *	1951
228.	West Bengal University of Animal and Fisheries Sciences	1995
229.	West Bengal University of Technology	2001
NCT OF DELHI		
230.	Guru Gobind Singh Indraprashta	1998
231.	Indira Gandhi National Open *	1985
232.	Jamia Millia Islamia *	1988
233.	Jawaharlal Nehru *	1968
234.	University of Delhi *	1922
CHANDIGARH		
235.	Panjab University	1947
PONDICHERRY (U.T.)		
236.	Pondicherry *	1985

* Central University

** Private University

(B) INSTITUTIONS ESTABLISHED UNDER STATE LEGISLATURE ACT

S.No.	State/University	Year of Establishment/ Recognition
	ANDHRA PRADESH	
1.	Nizam's Institute of Medical Sciences	1990
2.	Sri Venkateswara Institute of Medical Sciences	1995
	BIHAR	
3.	Indira Gandhi Institute of Medical Sciences	1992
	JAMMU & KASHMIR	
4.	Sher-e-Kashmir Institute of Medical Sciences	1990
	UTTAR PRADESH	
5.	Sanjay Gandhi Post-Graduate Institute of Medical Sciences	1983

(C) INSTITUTIONS DEEMED TO BE UNIVERSITIES

S.No.	State/University	Year of Establishment/ Recognition
ANDHRA PRADESH		
1.	Central Institute of English & Foreign Languages	1973
2.	International Institute of Information Technology	2001
3.	National Institute of Technology	2002
4.	Rashtriya Sanskrit Vidyapeeth	1987
5.	Sri Sathya Sai Institute of Higher Learning	1981
ARUNACHAL PRADESH		
6.	North Eastern Regional Institute of Science & Technology	2005
ASSAM		
7.	National Institute of Technology	2002
BIHAR		
8.	Bihar Yoga Bharati	2000
GUJARAT		
9.	Gujarat Vidyapith	1963
10.	Sardar Vallabhbhai National Institute of Technology	2002
HARYANA		
11.	National Brain Research Institute	2002
12.	National Dairy Research Institute	1989
13.	National Institute of Technology	2002
HIMACHAL PRADESH		
14.	National Institute of Technology	2002
JAMMU & KASHMIR		
15.	National Institute of Technology	2003
JHARKHAND		
16.	Birla Institute of Technology	1986
17.	Indian School of Mines	1968
18.	National Institute of Technology	2002
KARNATAKA		
19.	Indian Institute of Science	1985
20.	International Institute of Information Technology	2005
21.	Jawaharlal Nehru Centre for Advanced Scientific Research	2002
22.	Manipal Academy of Higher Education	1993
23.	National Institute of Technology	2002
24.	National Institute of Mental Health & Neuro Sciences	1994

S.No.	State/University	Year of Establishment/ Recognition
25.	Swami Vivekananda Yoga Anusandhana Samsthana	2002
	KERALA	
26.	Kerala Kalamandalam	2006
27.	National Institute of Technology	2002
	MADHYA PRADESH	
28.	Indian Institute of Information Technology and Management	2001
29.	Lakshmibai National Institute of Physical Education	1995
30.	Maulana Azad National Institute of Technology	2002
	MAHARASHTRA	
31.	Bharati Vidyapeeth	1996
32.	Central Institute of Fisheries Education	1989
33.	D.Y. Patil Educational Society	2005
34.	Datta Meghe Institute of Medical Sciences	2005
35.	Deccan College Post-Graduate and Research Institute	1990
36.	Dr. D.Y. Patil Vidyapeeth	2003
37.	Gokhale Institute of Politics & Economics	1993
38.	Homi Bhabha National Institute	2005
39.	Indira Gandhi Institute of Development Research	1996
40.	Institute of Armament Technology	1999
41.	International Institute for Population Sciences	1985
42.	Krishna Institute of Medical Sciences	2005
43.	Narsee Monjee Institute of Management Studies	2003
44.	Padmashree Dr. D.Y. Patil Vidyapith	2002
45.	Pravara Institute of Medical Sciences	2003
46.	Symbiosis International Education Centre	2002
47.	Tata Institute of Fundamental Research	2002
48.	Tata Institute of Social Sciences	1964
49.	Tilak Maharashtra Vidyapeeth	1987
50.	Visvesvaraya National Institute of Technology	2002
	ORISSA	
51.	Kalinga Institute of Industrial Technology	2002
52.	National Institute of Technology	2004
	PUNJAB	
53.	Dr. B.R. Ambedkar National Institute of Technology	2002
54.	Thapar Institute of Engineering & Technology	1985

S.No.	State/University	Year of Establishment/ Recognition
RAJASTHAN		
55.	Banasthali Vidyapith	1983
56.	Birla Institute of Technology & Science	1964
57.	Institute of Advance Studies in Education	2002
58.	Jain Vishva Bharati Institute	1991
59.	Janardan Rai Nagar Rajasthan Vidyapeeth	1987
60.	LNM Institute of Information Technology	2006
61.	Malviya National Institute of Technology	2002
62.	Modi Institute of Education and Research	2004
TAMIL NADU		
63.	Amrita Vishva Vidyapeetham	2003
64.	Avinashilingam Institute for Home Science & Higher Education for Women	1988
65.	Bharat Institute of Higher Education & Research	2002
66.	Gandhigram Rural Institute	1976
67.	Karunya Institute of Technology & Sciences	2004
68.	M.G.R. Educational and Research Institute	2003
69.	Meenakshi Academy of Higher Education & Research	2004
70.	National Institute of Technology	2003
71.	S.R.M. Institute of Science and Technology	2002
72.	Sathyabama Institute of Science and Technology	2001
73.	Saveetha Institute of Medical & Technical Sciences	2005
74.	Shanmugha Arts, Science, Technology and Research Academy	2001
75.	Sri Chandrasekharendra Saraswati Vishva Mahavidyalaya	1993
76.	Sri Ramachandra Medical College and Research Institute	1994
77.	Vellore Institute of Technology	2001
78.	Vinayaka Mission's Research Foundation	2001
79.	Allahabad Agricultural Institute	2000
80.	Bhatkhande Music Institute	2000
81.	Central Institute of Higher Tibetan Studies	1988
82.	Dayalbagh Educational Institute	1981
83.	Indian Institute of Information Technology	2000
84.	Indian Veterinary Research Institute	1983
85.	Jaypee Institute of Information Technology	2004
86.	Motilal Nehru Institute of Technology	2002

S.No.	State/University	Year of Establishment/ Recognition
UTTARANCHAL		
87.	Forest Research Institute	1991
88.	Gurukula Kangri Vishwavidalaya	1962
WEST BENGAL		
89.	National Institute of Technology	2003
90.	Ramakrishna Mission Vivekananda Educational & Research Institute	2005
NCT OF DELHI		
91.	Indian Agricultural Research Institute	1958
92.	Indian Institute of Foreign Trade	2002
93.	Indian Law Institute	2004
94.	Jamia Hamdard	1989
95.	National Museum Institute of History of Art, Conservation and Musicology	1989
96.	National School of Drama	2005
97.	Rashtriya Sanskrit Sansthan	2002
98.	School of Planning & Architecture	1979
99.	Shri Lal Bahadur Shastri Rashtriya Sanskrit	1987
100.	TERI School of Advanced Studies	1999
CHANDIGARH		
101.	Punjab Engineering College	2003

(D) INSTITUTES OF NATIONAL IMPORTANCE

S.No.	State/University	Year of Establishment/ Recognition
	ASSAM	
1.	Indian Institute of Technology, Guwahati	1994
	KERALA	
2.	Sree Chitra Tirunal Institute of Medical Sciences and Technology, Thiruvananthapuram	1980
	MAHARASHTRA	
3.	Indian Institute of Technology, Mumbai	1958
	PUNJAB	
4.	Post Graduate Institute of Medical Education & Research, Chandigarh	1967
	TAMIL NADU	
5.	Dakshina Bharat Hindi Prachar Sabha, Chennai.	1964
6.	Indian Institute of Technology, Chennai	1959
	UTTAR PRADESH	
7.	Indian Institute of Technology, Kanpur	1957
	UTTRANCHAL	
8.	Indian Institute of Technology, Roorkee	2001
	WEST BENGAL	
9.	Indian Institute of Technology, Kharagpur	1951
10.	Indian Statistical Institute, Calcutta	1959
	CHANDIGARH	
11.	National Institute of Pharmaceutical Education & Research, Mohali	1998
	NCT OF DELHI	
12.	All India Institute of Medical Sciences, New Delhi	1956
13.	Indian Institute of Technology, New Delhi	1961

APPENDIX : II**LIST OF UNIVERSITIES WHICH ARE NOT ELIGIBLE FOR CENTRAL ASSISTANCE UNDER SECTION 12(B) OF THE UGC ACT, 1956 (AS ON 31.03.2006)**

S.No.	Name of the University
	ANDHRA PRADESH
1.	Andhra Pradesh University of Health Sciences
2.	Dravidian
	BIHAR
3.	Maulana Mazharul Haque Arabic & Persian
4.	Mahendru
5.	Nalanda Open
	CHHATTISGARH
6.	Pt. Sundarlal Sharma (Open)
7.	Kushabhau Thakre Patrakarita Avam Jansanchar Vishwavidyalaya
8.	Chhattisgarh Swami Vivekanand Technical
	GUJARAT
9.	Dr. Babasaheb Ambedkar Open
11.	Dhirubhai Ambai Institute of Information & Communication Technology
12.	Krantiguru Shyamji Krishna Kachchh
13.	Nirma University of Science & Technology
	Shree Somnath Sanskrit
	HIMACHAL PRADESH
14.	Jaypee University of Information Technology
	HARYANA
15.	Chaudhary Devi Lal
	JAMMU & KASHMIR
16.	Baba Ghulam Shah Badshah
17.	Shri Mata Vaishno Devi University
	JHARKHAND
18.	Siddhu Kanhu University
	KARNATAKA
19.	Karnataka State Open
20.	Karnataka Veterinary, Animal & Fisheries Science
21.	Rajiv Gandhi University of Health Sciences

S.No.	Name of the University
22.	Vesveswaraiah Technological University
23.	Tumkur
MADHYA PRADESH	
24.	Makhanlal Chaturvedi Rashtriya Patrakariata
25.	Maharishi Mahesh Yogi Vedic
26.	Rajiv Gandhi Prodyogiki
MAHARASHTRA	
27.	Kavi Kulguru Kalidas Sanskrit
28.	Maharashtra University of Health Sciences
29.	Maharashtra Animal & Fishery Sciences
30.	Solapur
ORISSA	
31.	Utkal University of Culture
32.	Biju Patnaik University of Technology
PUNJAB	
33.	Punjab Technical University
34.	Baba Farid University of Health & Medical Sciences
RAJASTHAN	
35.	Maharana Pratap University of Agricultural
36.	University of Bikaner
37.	University of Kota
38.	Rajasthan Ayurveda
39.	Rajasthan Sanskrit
40.	National Law
SIKKIM	
41.	Sikkim-Manipal University of Health, Medical & Technological Sciences
TAMIL NADU	
42.	Tamil Nadu Dr. Ambedkar Law
43.	Dr. M.G. R. Medical
44.	Thiruvalluvar
45.	Tamil Nadu Open
UTTAR PRADESH	
46.	Uttar Pradesh Technical
47.	Integral
48.	King George's Medical

S.No.	Name of the University
49.	Sardar Vallabh Bhai Patel
50.	U.P. King George's
51.	U.P. Rajarshi Tandon Open
UTTARANCHAL	
52.	Dev Sanskriti
53.	University of Petroleum and Energy Studies
54.	Institute of Chartered Financial Analysts of India (ICFAI)
55.	Uttaranchal Sanskrit
WEST BENGAL	
56.	West Bengal University of Animal and Fishery Sciences
57.	Netaji Subhash Open
58.	Uttar Banga Krishi
59.	The West Bengal National University of Juridical Sciences
60.	The West Bengal University of Health Sciences

Note: Agricultural/Veterinary, Medical including Ayurveda, Open Universities and institutes established under State Legislature Act are being funded by the concerned Central / State Ministry or Central/State Statutory Bodies. However, the universities viz. G.B. Pant University of Agriculture and Technology, Sanjay Gandhi P.G. Institute of Medical Sciences, Dr. B.R. Ambedkar Open University, Yashwantrao Chavan Open University and some research Institutes are being funded partially under specific programmes/schemes of the UGC.

APPENDIX : III
ALL INDIA GROWTH OF STUDENTS ENROLMENT:
1984-85 to 2005-2006

Year	Total Enrolment	Increase over the preceding year	Percentage
1984-85	34,04,096	96,447	2.9
1985-86	36,05,029	2,00,933	5.9
1986-87	37,57,158	1,52,129	4.2
1987-88	40,20,159	2,63,001	7.0
1988-89	42,85,489	2,65,330	6.6
1989-90	46,02,680	3,17,191	7.4
1990-91	49,24,868	3,22,188	7.0
1991-92	52,65,886	3,41,018	6.9
1992-93	55,34,966	2,69,080	5.1
1993-94	58,17,249	2,82,283	5.1
1994-95	61,13,929	2,96,680	5.1
1995-96	65,74,005	4,60,076	7.5
1996-97	68,42,598	2,68,593	4.1
1997-98	72,60,418	4,17,820	6.1
1998-99	77,05,520	4,45,102	6.1
1999-2000	80,50,607	3,45,087	4.5
2000-2001	83,99,443	3,48,836	4.3
2001-2002	89,64,680	5,65,237	6.7
2002-2003 *	95,16,773	5,52,093	6.2
2003-2004**	99,53,506	4,36,733	4.6
2004-2005**	104,81,042	5,27,536	5.3
2005-2006**	110,28,020	5,46,978	5.2

* Provisional

** Estimated

APPENDIX : IV**STATE-WISE STUDENTS ENROLMENT* IN UNIVERSITIES & COLLEGES :
2005-2006**

S. No.	State/UT	Total Enrolment	Women Enrolment	% of Women
1.	Andhra Pradesh	911709	367172	40.27
2.	Arunachal Pradesh	6109	1843	30.17
3.	Assam	225528	93594	40.50
4.	Bihar	580689	142383	24.52
5.	Chhattisgarh	172145	63921	37.13
6.	Delhi	207967	101784	48.94
7.	Goa	22277	13188	59.20
8.	Gujarat	664841	296008	44.52
9.	Haryana	278126	115084	41.38
10.	Himachal Pradesh	104237	45756	43.90
11.	Jammu & Kashmir	76678	35976	46.92
12.	Jharkhand	220092	67387	30.62
13.	Karnataka	708195	293525	41.45
14.	Kerala	329498	201000	61.00
15.	Madhya Pradesh	595736	221976	37.26
16.	Maharashtra	1506702	625279	41.50
17.	Manipur	40698	18376	45.15
18.	Meghalaya	32319	15588	48.23
19.	Mizoram	12816	5858	45.71
20.	Nagaland	14053	5616	39.96
21.	Orissa	386349	139154	36.02
22.	Punjab	294304	152360	51.77
23.	Rajasthan	408753	139224	34.06
24.	Sikkim	4940	2061	41.72
25.	Tamil Nadu	841755	385803	45.83
26.	Tripura	22378	9228	41.24
27.	Uttar Pradesh	1432815	529020	36.92
28.	Uttaranchal	138617	58908	42.50

S. No.	State/UT	Total Enrolment	Women Enrolment	% of Women
29.	West Bengal	721762	284962	39.48
30.	A & N Islands	2238	1268	56.66
31.	Chandigarh	41537	21758	52.38
32.	Lakshdweep	253	89	35.18
33.	Daman & Diu	651	307	47.16
34.	D&N Haveli	0	0	0.00
35.	Pondicherry	21253	10892	51.25
	Total	11028020	4466348	40.50

*Estimated

APPENDIX : V**STAGE - WISE ENROLMENT* OF STUDENTS : UNIVERSITY TEACHING DEPARTMENTS / UNIVERSITY COLLEGES & AFFILIATED COLLEGES : 2005-2006**

S. No.	Stage	University Deptts./University Colleges	Affiliated Colleges	Total (% to Grand Total)	Percentage in Affiliated Colleges
1.	Graduate	950892	8854085	9804977 (88.91)	90.30
2.	Post-Graduate	347096	691714	1038810 (9.42)	66.58
3.	Research	64161	6555	70716 (0.64)	9.27
4.	Diploma / Certificate	64644	48873	113517 (1.03)	43.05
	Grand Total	1426793	9601227	11028020 (100.00)	87.06

* Estimated

APPENDIX : VI
STUDENTS ENROLMENT : FACULTY-WISE*: 2005-2006

S.No.	Faculty	Total Enrolment	Percentage to Total
1.	Arts	4976946	45.13
2.	Science	2255230	20.45
3.	Commerce/Management	1986146	18.01
4.	Education	161009	1.46
5.	Engineering / Technology	795120	7.21
6.	Medicine	348485	3.16
7.	Agriculture	63962	0.58
8.	Veterinary Science	16542	0.15
9.	Law	336356	3.05
10.	Others	88224	0.80
	Total	11028020	100.00

* Estimated

APPENDIX : VII

**STATE-WISE NUMBER OF COLLEGES DURING THE YEAR 2005-2006
AND INCREASE IN NUMBER OF COLLEGES DURING THE X PLAN
PERIOD 2002-2003 to 2005-2006**

S. No.	State/Union Territory	2002-2003 (UC + AC)	2003-2004* (UC + AC)	2004-2005* (UC + AC)	2005-2006* (UC+AC)	Increase during 2002-03 to 2005-2006
(1)	(2)	(3)	(4)	(5)	(6)	(7)
1.	Andhra Pradesh	2055	2046	2096	2131	76
2.	Arunachal Pradesh	11	11	12	12	1
3.	Assam	375	386	396	407	32
4.	Bihar	655	661	665	670	15
5.	Chhattisgarh	287	317	338	361	74
6.	Goa	45	45	46	46	1
7.	Gujarat	728	770	797	828	100
8.	Haryana	267	267	267	269	2
9.	Himachal Pradesh	101	108	113	115	14
10.	Jammu & Kashmir	135	160	168	172	37
11.	Jharkhand	167	174	173	174	7
12.	Karnataka	1623	1777	1865	1970	347
13.	Kerala	497	573	667	671	174
14.	Madhya Pradesh	1022	1074	1116	1161	139
15.	Maharashtra	2352	2394	2441	2487	135
16.	Manipur	74	77	81	85	11
17.	Meghalaya	54	54	56	58	4
18.	Mizoram	29	30	30	30	1
19.	Nagaland	41	42	42	42	1
20.	Orissa	780	780	815	841	61
21.	Punjab	399	416	468	470	71
22.	Rajasthan	490	587	636	697	207
23.	Sikkim	9	9	10	10	1
24.	Tamil Nadu	1079	1114	1242	1244	165
25.	Tripura	21	22	22	22	1
26.	Uttar Pradesh	1934	1997	2037	2053	119
27.	Uttaranchal	192	207	216	217	25

28.	West Bengal	537	541	554	565	28
29.	A & N Islands	4	4	4	4	-
30.	Chandigarh	27	27	29	29	2
31.	Lakshdweep	1	1	1	1	-
32.	Daman & Diu	2	2	2	2	-
33.	Delhi	177	179	184	184	7
34.	D & N Haveli	-	-	-	-	-
35.	Pondicherry	36	36	36	36	-
	Total	16206	16888	17625	18064	1858

* Provisional

UC : University Colleges

AC-Affiliated Colleges

APPENDIX : VIII**NUMBER AND DISTRIBUTION OF TEACHING STAFF-BY-DESIGNATION-IN UNIVERSITY DEPARTMENTS AND UNIVERSITY COLLEGES** : 2005-2006**

Year	Professors*	Readers	Sr. Lecturers	Lecturers	Tutor/ Demonstrators	Total
2005-2006	16591 (21.05)	24986 (31.70)	12059 (15.30)	23260 (29.51)	1923 (2.44)	78819 (100.00)

* Includes Principals and Senior Teachers who are equivalent to Professors

** Estimated

Note: (a) Figures in parentheses indicate the percentage of the cadres to the total staff.

(b) Part-time teachers/Physical training instructors are included in lecturers.

APPENDIX : IX**NUMBER AND DISTRIBUTION OF TEACHING STAFF - BYDESIGNATION - IN AFFILIATED COLLEGES** : 2005-2006**

Year	Professors*	Readers (Lecturer Selection Grade)	Senior Lecturers	Lecturers	Tutor/ Demos-trators	Total
2005-2006	23951 (5.8)	100520 (24.6)	61232 (14.9)	210202 (51.4)	13279 (3.2)	409184 (100.00)

* Includes Principals and Senior Teachers who are equivalent to Professors.

** Estimated

Note: (a) Figures in parentheses indicate the percentage of the cadres to the total staff.

(b) Part-time teachers/Physical training instructors are included in lecturers.

APPENDIX : X
FACULTY-WISE NUMBER OF DOCTORATE DEGREES AWARDED IN
2003-2004 AND 2004-2005

Faculty	Number of Doctorate Degrees Awarded	
	2003-2004**	2004-2005**
Arts	7473	7532
Science	5612	5549
Commerce/Management	1096	1010
Education	613	491
Engineering/Technology	882	968
Medicine	317	456
Agriculture	1026	888
Veterinary Science	116	132
Law	144	179
Others*	574	693
Total	17853	17898

* Others includes Music/Fine Arts, Library Science, Physical Education, Journalism, Social Work, etc...

** Provisional

APPENDIX : XI**LIST OF DEEMED UNIVERSITIES WHICH ARE BEING PAID PLAN
(DEVELOPMENT) ASSISTANCE : 2005-2006**

1.	Avinashilingam Institute for Home Science and Higher Education for Women, Coimbatore
2.	Banasthali Vidyapitha, Banasthali (Rajasthan)
3.	Bharati Vidyapeeth, Pune (Maharashtra)
4.	Central Institute of English and Foreign Languages, Hyderabad (A.P.)
5.	Central Institute of Higher Tibetan Studies, Sarnath, Varanasi. (U.P.)
6.	Dayalbagh Educational Institute, Agra (U.P.)
7.	Deccan College Post-graduate & Research Institute, Pune (Maharashtra).
8.	Gandhigram Rural Institute, Gandhigram (T.N.)
9.	Gokhale Institute of Politics and Economics, Pune (Maharashtra)
10.	Gujarat Vidyapith, Ahmedabad (Gujarat)
11.	Gurukul Kangri Vishwavidyalaya, Gurukul Kangri, Hardwar (Uttaranchal)
12.	Indian Institute of Law, New Delhi
13.	Jain Vishwa Bharati Institute, Ladnun, (Rajasthan)
14.	Jamia Hamdard, New Delhi
15.	Rajasthan Vidyapeeth, Udaipur (Rajasthan)
16.	Ramakrishna Mission Vivekananda Educational & Research Institute, West Bengal
17.	Rashtriya Sanskrit Vidyapeetha, Tirupati (A.P.)
18.	Shri Chandrasekharendra Saraswathi Vishwa Mahavidyalaya, Kancheepuram (T.N.)
19.	Shri Lal Bahadur Shastri Rashtriya Sanskrit Vidyapeeth, New Delhi.
20.	Shri Satya Sai Institute of Higher Learning, Anantapur (A.P.)
21.	Tata Institute of Social Sciences, Mumbai (Maharashtra)
22.	Tilak Maharashtra Vidyapeeth, Pune (Maharashtra)
23.	Thapar Institute of Engineering & Technology, Patiala (Punjab)
24.	Birla Institute of Technology and Science, Ranchi (Chhattisgarh)
25.	Birla Institute of Technology & Science, Pilani (Rajasthan)

APPENDIX : XII**LIST OF DEEMED UNIVERSITIES WHICH ARE BEING PAID NON-PLAN
(MAINTENANCE) ASSISTANCE : 2005-2006**

1.	Avinashilingam Institute for Home Science and Higher Education for Women, Coimbatore (T.N.)
2.	Central Institute of English and Foreign Languages, Hyderabad (A.P.)
3.	Dayalbagh Educational Institute, Agra (U.P.)
4.	Gandhigram Rural Institute, Gandhigram, (T.N.)
5.	Gujarat Vidyapith, Ahmedabad (Gujarat)
6.	Gurukul Kangri Vishwavidyalaya, Hardwar (Uttaranchal)
7.	Jamia Hamdard, New Delhi
8.	Rashtriya Sanskrit Vidyapeetha, Tirupati (A.P.)
9.	Shri Chandrasekharendra Saraswathi Vishwa Mahavidyalaya, Kancheepuram (T.N.)
10.	Shri Lal Bahadur Shastri Rashtriya Sanskrit Vidyapeeth, New Delhi
11.	Tata Institute of Social Sciences, Mumbai (Maharashtra).
12.	Banasthali Vidyapith, Banasthali,(Rajasthan)

APPENDIX : XIII

LIST OF THE REGIONAL OFFICES OF UGC AS ON 31.03.2006

S. No.	Regional Office	Location	Date of Establishment	States/Union Territories covered
1.	South Eastern Regional Office (SERO)	Hyderabad	28.09.1994	Andhra Pradesh, Tamil Nadu, Andman & Nicobar, Pondicherry
2.	Western Regional Office (WRO)	Pune	11.11.1994	Maharashtra, Gujarat, Goa, Dadar & Nagar Haveli, Daman & Diu
3.	Central Regional Office (CRO)	Bhopal	01.12.1994	Madhya Pradesh, Rajasthan, Chattisgarh
4.	North-Eastern Regional Office (NERO)	Guwahati	01.04.1995	Assam, Meghalaya, Mizoram, Manipur, Tripura, Arunachal Pradesh, Nagaland
5.	Eastern Regional Office (ERO)	Kolkata	03.09.1996	West Bengal, Bihar, Orissa, Sikkim, Jharkhand
6.	South-Western Regional Office (SWRO)	Bangalore	25.04.1999	Karnataka, Kerala, Lakshadweep
7.	Northern Regional Office Bureau (NRCB)	Delhi	25.09.2001	J&K, H.P., Punjab, Chandigarh, Haryana, U.P., Uttranchal

Note: Northern Regional Office was established on 03.12.1994 at Ghaziabad. Later on, it was converted into NRCB and shifted to Delhi.

APPENDIX : XIV**LIST OF DELHI COLLEGES & HOSTELS AND BHU COLLEGES GETTING MAINTENANCE GRANTS FROM UGC : 2005-2006****(A) Delhi University**

S.No.	1. Delhi University Maintained Colleges (100% Maintenance Grant is Given by UGC)
1.	College of Vocational Studies
2.	Ram Lal Anand College (Day)
3.	Dyal Singh College (Day)
4.	Kirori Mal College*
5.	Miranda House*
6.	Deshbandhu College (Day)*
	2. Evening Colleges (100% Maintenance Grant is Given by UGC)
7.	Dyal Singh College (Eve)
8.	Deshbandhu College (Eve)
9.	Moti Lal Nehru College (Eve)
10.	P.G.D.A.V. College (Eve)
11.	Ram Lal Anand College (Eve)
12.	Shaheed Bhagat Singh College (Eve)
13.	S.G.T.B. Khalsa PG College (Eve)
14.	Shyam Lal College (Eve)
15.	Satyawati Co-Educational College (Eve)
16.	Sri Aurbindo College (Eve)
17.	Zakir Hussain College (Eve) – (Trust)
	3. Delhi Administration Colleges (95% Maintenance Grant is Given by UGC and 5% by Delhi Administration)
18.	Bharati College
19.	Delhi College of Arts & Commerce
20.	Vivekanand College
21.	Gargi College*
22.	Kalindi College*
23.	Kamla Nehru College*

24.	Lakshmi Bai College*
25.	Maitreyi College*
26.	Moti Lal Nehru College (Day)*
27.	Rajdhani College*
28.	Satyawati Co-Educational College (Day)*
29.	Shaheed Bhagat Singh College (Day)*
30.	Shivaji College (Day)*
31.	Shyama Prasad Mukherjee College for Women*
32.	Sri Arubindo College (Day)*
33.	Swami Shardhanand College*
	4. Trust Colleges
	(Maintenance Grant is Given by 95% by UGC and 5% by Trust)
34.	Guru Gobind Singh College of Commerce
35.	Institute of Home Economics
36.	Lady Irwin College
37.	Shri Ram College of Commerce
38.	St. Stephen's College
39.	Zakir Hussain College (Day)
40.	Atma Ram Sanatan Dharm College*
41.	Daulat Ram College*
42.	Hans Raj College*
43.	Hindu College*
44.	Indraprastha College for Women*
45.	Janki Devi Mahavidyalaya*
46.	Jesus & Mary College*
47.	Lady Shri Ram College for Women*
48.	Mata Sundri College for Women*
49.	P.G.D.A.V. College (Day)*
50.	Ramjas College*
51.	Shyam Lal College (Day)*
52.	S.G.T.B. Khalsa College (Day)*
53.	Sri Venkateswara College*

* Extended College receiving 100% maintenance grant

B. List of Delhi Colleges Hostel

1.	Daulat Ram College
2.	Hans Raj College
3.	Hindu College
4.	I.P. College for Women
5.	Kirori Mal College
6.	Lady Shri Ram College for Women
7.	Lady Irwin College
8.	Miranda House
9.	Ramjas College
10.	St. Stephen's College
11.	Shri Ram College of Commerce
12.	Zakir Hussain College (Day)

C. List of BHU Colleges getting maintenance grant from UGC

1.	Vasanta Kanya Mahavidyalaya, Kamachha, Varanasi (U.P.)
2.	Vasanta College for Women, Rajghat Fort, Varanasi (U.P.)
3.	Arya Mahila Degree College, Varanasi (U.P.).
4.	D.A.V. Degree College, Varanasi (U.P.)

D. List of Colleges getting ONLY PLAN GRANTS from UGC

1.	Acharya Narendra Dev College (Delhi Admn.)
2.	Bhagini Nivedita College (Delhi Admn.)
3.	Bhaskaracharya College of Applied Science (Delhi Admn.)
4.	Keshav Mahavidyalaya (Delhi Admn.)
5.	Raj Guru College of Applied Science for Women (Delhi Admn.)

E. Colleges funded entirely by Delhi Govt.

1.	Aditi Mahavidyalaya (W)
2.	Deen Dayal Upadhyaya College
3.	Indira Gandhi Institute of Physical Education and Sports Sciences
4.	Delhi Institute Pharmaceutical Science and Research

5.	Rajkumari Amrit Kaur College of Nursing
6.	Amar Jyoti Institute of Physiotherapy
7.	Bhim Rao Ambedkar College
8.	Shaheed Sukhdev College of Business Studies
9.	Maharaja Agarsen College
10.	Ahilyabia College of Nursing, LNJP
11.	Pt. Deen Dayal Institute for the Physically Handicapped
12.	Sherubtse College, P.O. Kanglung

APPENDIX : XV
LIST OF AUTONOMOUS COLLEGES : STATE-WISE
(AS ON 31.03.2006)

STATE	UNIVERSITY	NO. OF COLLEGES
Andhra Pradesh	Andhra University	09
	Nagarjuna University	09
	Osmania University	10
	Sri Krishnadevaraya	04
Chattisgarh	Guru Ghasidas University	04
	Pt. Ravishankar University	06
Gujarat	Bhavnagar University	01
Himachal Pradesh	Himachal Pradesh University	05
Jharkhand	Ranchi University	01
Nagaland	Nagaland University	01
Karnataka	Bangalore University	10
	Gulbarga University	03
	Mysore University	06
	Mangalore University	07
	Karnataka University	02
	Kuvempu University	03
Madhya Pradesh	A.P. Singh University	04
	Barkatullah University	02
	Devi Ahilya University	06
	Dr. Hari Singh Gaur University	04
	Jiwaji University	03
	Rani Durgawati University	05
	Vikram University	02
Maharashtra	S.N.D.T. Women's University	01
	Dr. Babasaheb Ambedkar Marathwada University	01
	Shivaji University	01
	Pune University	01
	Swami Ramanand Teerth Marathwada University	01

STATE	UNIVERSITY	NO. OF COLLEGES
Orissa	Bherhampur University	04
	Sambalpur University	05
	Utkal University	13
	North Orissa University	01
	Fakir Mohan University	01
Tamil Nadu	Bharthiar University	15
	Bharathidasan University	16
	Mother Teresa Women's University	02
	Madras University	19
	Madurai Kamraj University	13
	Manonmaniam Sundaranar University	03
	Periyar University	02
	Alagapa University	01
	Anna University	02
	Thiruvalluvar University	03
Pondicherry	Pondicherry University	01
Uttar Pradesh	Allahabad University	01
	Kanpur University	01
	Purvanchal University	02
TOTAL	47	217

APPENDIX : XVI**LIST OF ACADEMIC STAFF COLLEGES : 2005-2006**

1)	Aligarh Muslim University
2)	Andhra University
3)	B.B. Ambedkar Bihar University
4)	Banaras Hindu University
5)	Bangalore University
6)	Bharathiar University
7)	Bharathidasan University
8)	Devi Ahilya University
9)	Dr. Baba Saheb Ambedkar Marathwada University
10)	Dr. Hari Singh Gour University
11)	Gauhati Univeristy
12)	Goa University
13)	Gorakhpur University
14)	Gujarat University
15)	Guru Nanak Dev University
16)	Himachal Pradesh University
17)	Jadavpur University
18)	Jai Narain Vyas University
19)	Jamia Millia Islamia
20)	Jammu University
21)	Jawaharlal Nehru Technological University
22)	Jawaharlal Nehru University
23)	Karnatak University
24)	Kurukshetra University
25)	Laxmibai National Institute of Physical Education
26)	Madurai Kamraj University
27)	Maharshi Dayanand Saraswati University
28)	Nagpur University

29)	Osmania University
30)	Patna University
31)	Pondicherry University
32)	Punjab University
33)	Rajasthan University
34)	Ranchi University
35)	Rani Durgawati Vishwavidyalaya
36)	Sambalpur University
37)	Saurashtra University
38)	Sri Venkateswara University
39)	University of Hyderabad
40)	University of Allahabad
41)	University of Burdwan
42)	University of Calcutta
43)	University of Calicut
44)	University of Delhi
45)	University of Kashmir
46)	University of Kerala
47)	University of Lucknow
48)	University of Madras
49)	University of Mumbai
50)	University of Mysore
51)	University of Pune
52)	Utkal University

APPENDIX : XVII**LIST OF SUBJECTS FOR UGC-NET EXAMINATION : 2005-2006**

Code	Subject	Code	Subject	Code	Subject
00	Paper-I (General Paper)	27	Telugu	60	Buddhist, Jaina, Gandhian and Peace Studies
01	Economics	28	Urdu	62	Comparative Study of Religions
02	Political Science	29	Arabic	63	Mass Communication and Journalism
03	Philosophy	30	English	65	Performing Art – Dance/Drama/Theatre
04	Psychology	31	Linguistics	66	Museology & Conservation
05	Sociology	32	Chinese	67	Archaeology
06	History	33	Dogri	68	Criminology
07	Anthropology	34	Nepali	70	Tribal and Regional Language/Literature
08	Commerce	35	Manipuri	71	Folk Literature
09	Education	36	Assamese	72	Comparative Literature
10	Social Work	37	Gujarati	73	Sanskrit Traditional Subjects (including) Jyotisha/Sidhanta Jyotisha/ Navya Vyakarna/Vyakarna/Mimamsa/ Navya Nyaya/Sankhya Yoga/ Tulanatmaka Darsana/Sukla Yajurveda/Madhava Vedanta/ Dharmasastra/Sahitya Purana-Itihasa/ Agama/Advaita Vedanta.
11	Defence and Strategic Studies	38	Marathi	74	Women Studies
12	Home Science	39	French	79	Visual Art (including Drawing & Painting/Sculpture Graphics/Applied Art/History of Art)
14	Public Administration	40	Spanish	80	Geography
15	Population Studies	41	Russian	81	Social Medicine & Community Health
16	Music	42	Persian	82	Forensic Science
17	Management	43	Rajasthani	83	Pali
18	Maithili	44	German	84	Kashmiri

Code	Subject	Code	Subject	Code	Subject
19	Bengali	45	Japanese	85	Konkani
20	Hindi	46	Adult Education/ Continuing Education/ Andragogy/Non Formal Education	87	Computer Applications
21	Kannada	47	Physical Education	88	Electronic Science
22	Malayalam	49	Arab Culture and Islamic Studies	89	Environmental Sciences
23	Oriya	50	Indian Culture	90	International and Area Studies
24	Punjabi	55	Labour Welfare and Industrial Relations/ Labour and Social Welfare/Human Resource Management	91	Prakrit
25	Sanskrit	58	Law	92	Human Rights and Duties
26	Tamil	59	Library and Information Science	93	Tourism Administration and Management

APPENDIX : XVIII**LIST OF CENTRES FOR UGC-NET EXAMINATION IN INDIA: 2005-2006**

Centre Code	Name of the Centres
01	Aligarh Muslim University, Aligarh – 202 002.
02	University of Allahabad, Allahabad – 211 002.
03	Andhra University, Visakhapatnam – 530 003.
04	Arunachal University, Itanagar – 791 112.
05	Banaras Hindu University, Varanasi – 221 005.
06	Bangalore University, Bangalore – 560 056.
07	M.P. Bhoj Open University, Shivaji Nagar, Bhopal – 462 016.
08	Berhampur University, Berhampur – 760 007.
09	Bharathiar University, Coimbatore – 641 046.
10	Bharathidasan University, Tiruchirapalli – 620 024.
11	University of Burdwan, Burdwan – 713 104.
12	University of Calcutta, Kolkata – 700 073.
13	University of Calicut, Kozhikode – 673 635.
14	Ch. Charan Singh University, Meerut – 250 005.
15	Chhatrapati Shahu Ji Maharaj University, Kanpur – 208 024.
16	Cochin University of Science and Technology, Kochi – 682 022.
17	Jamia Millia Islamia, Jamia Nagar, New Delhi – 110 025.
18	Devi Ahilya Vishwavidyalaya, Indore – 452 001.
19	Dr. B. S. A. Marathwada University, Aurangabad – 431004.
20	Gauhati University, Guwahati – 781 014.
21	Goa University, Goa – 403 203.
22	Deendayal Upadhyaya Gorakhpur University, Gorakhpur–273 009.
23	Gujarat University, Ahmedabad – 380 009.
24	Gulbarga University, Gulbarga – 585 106.
25	Guru Nanak Dev University, Amritsar – 143 005.
26	Himachal Pradesh University, Shimla – 171 005.
27	University of Jammlu, Jammu (Tawi) – 180 006.

Centre Code	Name of the Centres
28	Jai Narain Vyas University, Jodhpur – 342 001.
29	Jiwaji University, Gwalior – 474 011.
30	Karnatak University, Dharwad – 580 003.
31	University of Kashmir, Srinagar – 190 006.
32	University of Kerala, Thiruvananthapuram – 695 034.
33	Kurukshetra University, Kurukshetra – 132 119.
34	University of Lucknow, Lucknow – 226 007.
35	M.S. University of Baroda, Vadodara – 390 002.
36	University of Madras, Chennai – 600 005.
37	Madurai Kamraj University, Madurai – 625 021.
38	Mangalore University, Mangalore – 574 199.
39	Manipur University, Imphal – 795 003.
40	Mohanlal Sukhadia University, Udaipur – 313 001.
41	University of Mumbai, Mumbai – 400 032.
42	Nagarjuna University, Guntur – 522 510.
43	Nagpur University, Nagpur – 440 001.
44	North Bengal University, Darjeeling – 734 430.
45	North Eastern Hill University, Shillong – 793 022.
46	Osmania University, Hyderabad – 500 007.
47	Pt. Ravishankar Shukla University, Raipur – 492 010.
48	Panjab University, Chandigarh – 160 014.
49	Patna University, Patna – 800 005.
50	University of Pune, Pune – 411 007.
51	University of Rajasthan, Jaipur – 302 004.
52	Ranchi University, Ranchi – 834 008.
53	Rani Durgavati Vishwavidyalaya, Jabalpur – 482 001.
54	H.N. Bahuguna Garhwal University, Srinagar-246174
55	Sambalpur University, Sambalpur – 768 019.
56	Saurashtra University, Rajkot – 360 005.

Centre Code	Name of the Centres
57	Sri Venkateswara University, Tirupati – 517 502.
58	Tilka Manjhi Bhagalpur University, Bhagalpur – 812 007.
59	Tripura University, Agartala – 799 004.
60	Utkal University, Bhubaneswar – 751 004.
61	Dr. Bhim Rao Ambedkar University, Agra – 282 004.
62	Maharshi Dayanand Saraswati University, Ajmer – 305 009.
63	Mizoram University, Mizoram, Post Box No.190, Aizawl -796012
64	Nagaland University, P.B.341, Lumani, Kohima -797001
65	Jawaharlal Nehru Rajkeeya Mahavidyalaya, Andaman & Nicobar Island, Port Blair - 744104.
66	Dr. Awadesh Pratap Singh University, Rewa-486003.

APPENDIX : XIX

STATEMENT SHOWING THE GRANTS PAID TO UNIVERSITIES DURING THE YEAR 2005-2006 (MAJOR HEADWISE) UNDER NON-PLAN

(Rupees in lakhs)

Sl. No.	CENTRAL UNIVERSITIES	Block Grants to Central Univ. 02 (i)	Block Grants to Deemed Univ. 02 (ii)	Grants for specific purposes 02 (iii)	Teacher Awards 04	Research fellowships 05	Research Scientists in Humanities & Science 06	Scholarships & fellowships in E & T 07	Reimbursement to Non-Univ. Institution 08	Mass Media Centre 09	Grants for specific purposes 010	Total 13
1.	Aligarh Muslim Univ., Aligarh	18848.46	—	—	—	33.21	—	—	—	—	—	18881.67
2.	Assam Univ., Silchar	532.32	—	—	—	—	—	—	—	—	—	532.32
3.	B.H.U. Varanasi	19798.78	—	—	—	208.76	61.45	300.55	—	—	—	20369.54
4.	Delhi Univ., Delhi	14158.21	—	—	—	285.00	55.42	—	—	—	—	14498.63
5.	Dr. B.R. Ambedkar Univ. Lucknow	240.48	—	—	—	—	—	—	—	—	—	240.48
6.	Hyderabad Univ. Hyderabad	3114.08	—	—	—	51.25	13.56	26.86	—	—	—	3205.75
7.	Indira Gandhi National Open Univ. Maidan Garhi, New Delhi	—	—	—	—	—	—	—	—	—	—	—
8.	Jamia Millia Islamia Univ. New Delhi	5126.83	—	—	—	30.36	—	—	—	320.00	—	5477.19
9.	J.N.U. New Delhi	9042.36	—	—	—	363.75	36.97	19.25	—	—	—	9462.33
10.	MG Antarrashtriya Hindi VV, Wardha	216.95	—	—	—	—	—	—	—	—	—	216.95
11.	Maulana Azad National Urdu Univ., Hyderabad	279.83	—	—	—	—	—	—	—	—	—	279.83
12.	Mizoram Univ., Mizoram	787.38	—	—	—	0.07	—	—	—	—	—	787.45
13.	N.E.H.U. Shillong	3810.72	—	—	—	—	—	—	—	—	—	3810.72
14.	Nagaland Univ., Kohima	1444.32	—	—	—	—	—	—	—	—	—	1444.32
15.	Pondicherry Univ.	1633.48	—	—	—	11.78	—	—	—	—	—	1645.26
16.	Tezpur Univ., Tezpur	471.82	—	—	—	4.63	—	—	—	—	—	476.45
17.	Visva Bharati, Shantiniketan	4132.66	—	—	—	8.04	—	—	—	—	—	4140.70
18.	Univ. of Allahabad	3690.00	—	—	—	165.00	2.55	—	—	—	—	3857.55
19.	Manipur Univ.	535.98	—	—	—	61.03	—	—	—	—	—	597.01
	Total: -	87864.66	—	—	—	1222.88	169.95	346.66	—	320.00	—	89924.15
INSTITUTIONS DEEMED TO BE UNIVERSITIES												
1.	Avinash Instt. of Home Sci. for & Higher Edu. Women's Coimbatore	—	917.00	—	—	—	—	—	—	—	—	917.30
2.	Allahabad Agricultural instt. Allahabad	—	—	—	—	1.53	—	—	—	—	—	1.53
3.	Banasthali Vidyapeeth, Banasthali	—	300.00	—	—	3.49	—	—	—	—	—	303.49

1	2	3	4	5	6	7	8	9	10	11	12	13
33.	Sh. Lal Bahadur Shastri Rashtriya Sanskrit Vidyapith, New Delhi	—	750.19	—	—	7.12	—	—	—	—	—	757.31
34.	Shri Ram Chandra Medical College & Research Instt. Chennai	—	—	—	—	2.80	—	—	—	—	—	2.80
35.	Tata Instt. of Social Science, Deonar Mumbai	—	1057.55	—	—	—	—	—	—	—	—	1057.55
36.	TERI School of Advanced Studies, New Delhi	—	—	—	—	14.00	—	—	—	—	—	14.00
37.	Thapar Instt. of Engg. & Tech. Patiala	—	—	47.43	—	—	—	—	—	—	—	47.43
	Total: -	—	8310.98	170.00	—	157.52	5.45	56.74	—	95.00	—	8795.29
INTER UNIVERSITY CENTRES												
1.	Consortium for Edu. Communication, New Delhi	—	—	—	—	—	—	—	—	170.00	—	170.00
2.	Inter Univ. Centre for Astronomy & Astrophysics, Pune	—	—	—	—	—	—	—	—	—	480.00	480.00
3.	Indian Institute of Advance Study, Shimla	—	—	—	—	—	—	—	—	—	—	—
4.	Inter University Accelerator Centre, New Delhi	—	—	—	—	—	—	—	—	—	985.28	985.28
5.	N.A.A.C. Rajaji Nagar, Bangalore	—	—	—	—	—	—	—	—	—	220.00	220.00
6.	INFLIBNET Centre, Ahmedabad	—	—	—	—	—	—	—	—	—	100.00	100.00
7.	UGC DAE Consortium for Scientific Research, Indore	—	—	—	—	—	—	—	—	—	214.72	214.72
	Total: -	—	—	—	—	—	—	—	—	170.00	2000.00	2170.00
STATE UNIVERSITIES												
	ANDHRA PRADESH											
1.	Andhra Univ., Waltair	—	—	—	—	0.89	1.13	244.26	—	—	—	246.28
2.	Jawaharlal Nehru Tech. Hyderabad	—	—	—	—	—	3.04	12.06	—	—	—	1.5.10
3.	Kakatiya Univ., Warangal	—	—	—	—	2.25	—	16.53	—	—	—	18.78
4.	Osmania Univ., Hyderabad	—	—	—	—	42.15	—	106.76	—	—	—	148.91
5.	Sri Krishna Devaraya Univ., Hyd	—	—	—	—	2.61	—	—	—	—	—	2.61
6.	Sri Padmavati Mahila V.V, Tirupati	—	—	—	—	3.89	—	—	—	—	—	3.89
7.	Sri Venkateswara Univ., Tirupati	—	—	—	—	3.21	2.32	14.95	—	—	—	20.48
	Total: -	—	—	—	—	55.00	6.49	394.56	—	—	—	456.05
	ARUNACHAL PRADESH											
1.	Arunachal Univ., Itanagar	—	—	—	—	1.09	—	—	—	—	—	1.09
	Total: -	—	—	—	—	1.09	—	—	—	—	—	1.09
	ASSAM											
1.	Dibrugarh Univ., Dibrugarh	—	—	—	—	5.00	—	—	—	—	—	5.00
2.	Gauhati Univ., Gauhati	—	—	—	—	17.77	—	—	—	—	—	17.77
	Total: -	—	—	—	—	22.77	—	—	—	—	—	22.77

1	2	3	4	5	6	7	8	9	10	11	12	13
	BIHAR											
1.	BBSR Ambedkar Bihar Univ.	—	—	—	—	0.53	—	—	—	—	—	0.53
2.	L. N. Mithila Univ. Darbhanga	—	—	—	—	8.38	—	—	—	—	—	8.38
3.	Magadh Univ., Bodh-Gaya	—	—	—	—	1.16	—	—	—	—	—	1.16
4.	Patna Univ., Patna	—	—	—	—	0.58	—	—	—	—	—	0.58
5.	Rajindra Agricultural Univ, Samastipur	—	—	—	—	1.11	—	—	—	—	—	1.11
6.	Tilak Manjhi Bhagalpur Univ.	—	—	—	—	6.70	—	—	—	—	—	6.70
	Total: -	—	—	—	—	18.46	—	—	—	—	—	18.46
	CHHATTISGARH											
1.	Guru Ghasidas Univ. Bilaspur	—	—	—	—	2.18	—	—	—	—	—	2.18
2.	Indira Kala Sangeet Vish., Khairagarh	—	—	—	—	3.39	—	—	—	—	—	3.39
3.	Pt. Ravi Shankar Shukla Univ. Raipur	—	—	—	—	5.13	—	—	—	—	—	5.13
	Total: -	—	—	—	—	10.70	—	—	—	—	—	10.70
	DELHI											
1.	Guru Gobind Singh Indraprastha Vishwavidyalas, New Delhi	—	—	—	—	2.51	—	—	—	—	—	2.51
	Total: -	—	—	—	—	2.51	—	—	—	—	—	2.51
	GUJARAT											
1.	Gujarat University, Ahmedabad	—	—	—	—	—	—	—	—	95.00	—	95.00
2.	MS Univ. of Baroda, Vadodara	—	—	—	—	15.00	—	36.41	—	—	—	51.41
3.	Sardar Patel Univ. Vallabh	—	—	—	—	2.61	—	—	—	—	—	2.61
	Total: -	—	—	—	—	17.61	—	36.41	—	95.00	—	149.02
	HARYANA											
1.	C.C.S. Haryana Agri. Univ., Hissar	—	—	—	—	1.11	—	—	—	—	—	1.11
2.	Kurukshetra Univ., Kurukshetra	—	—	—	—	—	5.02	—	—	—	—	5.02
3.	M D University, Rohtak	—	—	—	—	19.08	—	—	—	—	—	19.08
4.	Guru Jambheshwar Univ., Hissar	—	—	—	—	3.25	—	0.33	—	—	—	3.58
	Total: -	—	—	—	—	23.44	5.02	0.33	—	—	—	28.79
	HIMACHAL PRADESH											
1.	H.P. university, Shimla	—	—	—	—	25.52	—	—	—	—	—	25.52
	Total: -	—	—	—	—	25.52	—	—	—	—	—	25.52
	JAMMU											
1.	Kashmir University	—	—	—	—	6.05	—	—	—	—	—	6.05
	Total:-	—	—	—	—	6.05	—	—	—	—	—	6.05
	JHARKHAND											
1.	Vinboba Bhawe Univ, Hajaribagh	—	—	—	—	2.27	—	—	—	—	—	2.27
	Total: -	—	—	—	—	2.27	—	—	—	—	—	2.27

1	2	3	4	5	6	7	8	9	10	11	12	13
	KARNATAKA											
1.	Bangalore Univ. Bangalore	—	—	—	—	—	—	18.70	—	—	—	18.70
2.	Gulbarga University, Gulbarga	—	—	—	—	1.28	—	—	—	—	—	1.28
3.	Kannada Univ., Hampi	—	—	—	—	1.40	—	—	—	—	—	1.40
4.	Karnataka Univ., Dharwad	—	—	—	—	6.59	—	—	—	—	—	6.59
5.	Kuvempu Univ., Shimoga	—	—	—	—	8.38	—	—	—	—	—	8.38
6.	Mangalore Univ., Mangalore	—	—	—	—	4.14	—	—	—	—	—	4.14
7.	Mysore Univ. Mysore	—	—	—	—	47.75	—	—	—	—	—	47.75
8.	University of Agricultural Sci., Bangalore	—	—	—	—	1.11	—	—	—	—	—	1.11
	Total: -	—	—	—	—	70.65	—	18.70	—	—	—	89.35
	KERALA											
1.	Cochin Univ. of Science & Tech., Kochi	—	—	—	—	38.98	—	73.36	—	—	—	112.34
2.	Kerala Univ. Thiruvananthapuram	—	—	—	—	—	8.21	—	—	—	—	8.21
3.	Mahatma Gandhi Univ., Kottayam	—	—	—	—	28.42	—	—	—	—	—	28.42
4.	Shree Sankaracharya University of Sanskrit, Kalady	—	—	—	—	5.64	—	—	—	—	—	5.64
	Total: -	—	—	—	—	73.04	8.21	73.36	—	—	—	154.61
	MADHYA PRADESH											
1.	Awadesh Pratap Singh Univ., Rewa	—	—	—	—	1.15	—	—	—	—	—	1.15
2.	Devi Ahilya Univ. Sagar	—	—	—	—	—	—	12.06	—	—	—	12.06
3.	Dr. H.S. Gour Vish. Sagar	—	—	—	—	14.00	—	25.45	—	—	—	39.45
4.	Jiwaji Univ., Gwalior	—	—	—	—	14.24	—	—	—	—	—	14.24
5.	Rani Durgawati V.V. Jabalpur	—	—	—	—	0.89	—	—	—	—	—	0.89
	Total: -	—	—	—	—	30.28	—	37.51	—	—	—	67.79
	MAHARASHTRA											
1.	Mumbai Univ. Mumbai	—	—	—	—	—	6.70	114.86	—	—	—	121.56
2.	Nagpur Univ. Nagpur	—	—	—	—	9.56	—	39.56	—	—	—	49.12
3.	North Maharashtra Univ., Jangaon	—	—	—	—	1.11	—	2.54	—	—	—	3.65
4.	Poona Univ., Pune	—	—	—	—	30.12	9.15	—	—	90.00	—	129.27
5.	S.N.D.T. Women's Univ., Mumbai	—	—	—	—	0.89	—	15.12	—	—	—	16.01
6.	Shivaji Univ., Kolhapur	—	—	—	—	2.18	5.47	—	—	—	—	7.65
	Total: -	—	—	—	—	43.86	21.32	172.08	—	90.00	—	327.26
	ORISSA											
1.	Utkal Univ. Bhubhaneswar	—	—	—	—	20.44	—	—	—	—	—	20.44
	Total: -	—	—	—	—	20.44	—	—	—	—	—	20.44
	PUNJAB											
1.	Guru Nanak dev Univ. Amritsar	—	—	—	—	68.50	—	—	—	—	—	68.50
2.	Punjab Univ. Chandigarh	—	—	—	—	82.85	6.73	37.66	—	—	—	127.24
3.	Punjab Agri. Univ. Chandigarh	—	—	—	—	0.88	—	1.01	—	—	—	1.89

1	2	3	4	5	6	7	8	9	10	11	12	13
4.	Punjabi Univ. Patiala	—	—	—	—	24.56	5.18	—	—	—	—	29.74
	Total: -	—	—	—	—	176.79	11.91	38.67	—	—	—	227.37
	RAJASTHAN											
1.	Jai Narayan Vyas Univ. Jodhpur	—	—	—	—	2.42	—	—	—	45.00	—	47.42
2.	Mohan Lal Sukhadia Univ. Udaipur	—	—	—	—	50.19	—	—	—	—	—	50.19
3.	Rajasthan University, Jaipur	—	—	—	—	301.78	—	—	—	—	—	301.78
4.	M. D. Saraswati Univ Ajmer	—	—	—	—	6.08	—	—	—	—	—	6.08
	Total: -	—	—	—	—	360.47	—	—	—	45.00	—	405.47
	TAMIL NADU											
1.	Anna University, Chennai	—	—	265.00	—	4.00	—	1.07	—	—	—	270.07
2.	Annamalai Univ. Annamalai Nagar	—	—	—	—	—	—	1.57	—	—	—	1.57
3.	Bharathiar Univ., Coimbatore	—	—	—	—	1.16	—	—	—	—	—	1.16
4.	Madras Univ. Chennai	—	—	—	—	101.56	12.53	—	—	—	—	114.09
5.	Madurai Kamraj Univ. Madurai	—	—	—	—	—	—	—	—	40.00	—	40.00
6.	Mother Teresa Women's Univ. Kodaikanal	—	—	—	—	1.09	—	—	—	—	—	1.09
7.	Tamil Univ., Thanjavur	—	—	—	—	—	—	1.12	—	—	—	1.12
8.	Tamilnadu Agri. Univ. Coimbatore	—	—	—	—	1.01	—	—	—	—	—	1.01
	Total: -	—	—	265.00	—	108.82	12.53	3.76	—	40.00	—	430.11
	UTTAR PRADESH											
1.	Ch. Charan Singh University, Meerut	—	—	—	—	25.30	14.22	—	—	—	—	39.52
2.	Dr. Ram Manohar Lohia Avad Univ., Faizabad	—	—	—	—	6.54	—	—	—	—	—	6.54
3.	D.D.U Gorakhpur Univ., Gorakhpur	—	—	—	—	23.26	6.02	—	—	—	—	29.28
4.	M.G. Kashi Vidyapith, Varanasi	—	—	—	—	15.01	—	—	—	—	—	15.01
5.	Lucknow Univ. Lucknow	—	—	—	—	90.83	4.04	—	—	—	—	94.87
	Total: -	—	—	—	—	160.94	24.28	—	—	—	—	185.22
	UTTARANCHAL											
1.	G.B. Pant Agri. & Tech. Univ., Pantnagar	—	—	—	—	6.65	—	2.60	—	—	—	9.25
2.	Kumaon Univ., Nainital	—	—	—	—	—	6.00	—	—	—	—	6.00
	Total	—	—	—	—	6.65	6.00	2.60	—	—	—	15.25
	WEST BENGAL											
1.	Burdwan Univ., Burdwan	—	—	—	—	7.15	—	—	—	—	—	7.15
2.	Calcutta Univ., Kolkata	—	—	—	—	77.45	5.64	—	—	—	—	83.09
3.	Jadavpur Univ., Kolkata	—	—	—	—	51.72	15.66	262.56	—	—	—	329.94
4.	Kalyani Univ., Kalyani	—	—	—	—	15.42	—	—	—	—	—	15.42
5.	North Bengal Univ.	—	—	—	—	21.82	—	—	—	—	—	21.82
6.	Vidya Sagar Univ., Midnapure	—	—	—	—	4.31	—	—	—	—	—	4.31
7.	Bengal Engg. & Sci. Univ. Shibpur, Howarah	—	—	—	—	1.52	—	—	—	—	—	1.52
	Total: -	—	—	—	—	179.39	21.30	262.56	—	—	—	463.25
	GRAND TOTAL: -	87864.66	8370.98	435.00	—	2796.75	292.46	1443.94	—	855.00	2000.00	103998.79

APPENDIX - XIX (Contd.)

STATEMENT SHOWING THE GRANTS PAID TO COLLEGES DURING THE YEAR 2005-2006 (MAJOR HEADWISE) UNDER NON-PLAN

(Rupees in lakhs)

Sl. No	State/Univ./Institution/ Deemed to be Univ.	Maintenance grants to Delhi Univ. Colleges 03(i) a	Maintenance grants to BHU Colleges 03(ii) b	Maintenance grants to UCMS 03(iii) c	Teachers Award 04	Research Fellowship 05	Research Scientist 06	Scholarship/ Fellowship in E & T 07	Mass Media Center 09	Grand Total
1	2	3	4	5	6	7	8	9	10	11
	CENTRAL UNIVERSITIES									
1.	B. H. U. Varanasi	—	226.40	—	—	—	—	—	—	226.40
2.	Delhi Univ. Delhi	29112.20	—	2185.64	—	8.96	4.75	1.87	—	31313.42
3.	Pondicherry Univ.	—	—	—	—	1.40	—	—	—	1.40
	Total: -	29112.20	226.40	2185.64	—	10.36	4.75	1.87	—	31541.22
	STATE UNIVERISTIES									
	BIHAR									
1.	Babasaheb BRA, Univ. Muzaffarpur	—	—	—	—	0.89	—	—	—	0.89
2.	Magadh Univ.	—	—	—	—	1.23	—	—	—	1.23
	Total: -	—	—	—	—	2.12	—	—	—	2.12
	CHATTISGARH									
1.	Guru Ghasidas Univ.,	—	—	—	—	0.89	—	—	—	0.89
	Total: -	—	—	—	—	0.89	—	—	—	0.89
	JHARKHAD									
1.	Ranchi Univ. Ranchi	—	—	—	—	2.00	—	—	—	2.00
	Total: -	—	—	—	—	2.00	—	—	—	2.00
	KARNATAKA									
1.	Mangalore Univ.	—	—	—	—	1.40	—	—	—	1.40
	Total: -	—	—	—	—	1.40	—	—	—	1.40
	KERALA									
1.	Kerala Univ.	—	—	—	—	1.09	—	—	—	1.09
2.	M.G. Univ., Kottayam	—	—	—	—	2.51	—	—	—	2.51
	Total: -	—	—	—	—	3.60	—	—	—	3.60
	MADHYA PRADESH									
1.	Jiwaji Univ.	—	—	—	—	0.89	—	—	—	0.89
2.	Rani Durgawati Univ.	—	—	—	—	—	3.36	—	—	3.36
	Total: -	—	—	—	—	0.89	3.36	—	—	4.25

1	2	3	4	5	6	7	8	9	10	11
	MAHARASHTRA									
1.	Dr. B.A. Marathwara Univ., Aurangabad	—	—	—	—	1.67	—	—	—	1.67
2.	Mumbai Univ., Mumbai	—	—	—	—	2.78	—	1.50	—	4.28
3.	Pune University, Pune	—	—	—	—	1.11	—	—	—	1.11
	Total: -	—	—	—	—	5.56	—	—	—	7.06
	RAJASTHAN									
1.	Bikaner Univ.	—	—	—	—	3.68	—	—	—	3.68
2.	Kota University	—	—	—	—	3.99	—	—	—	3.99
3.	Rajasthan Univ., Jaipur	—	—	—	—	12.21	—	—	—	12.21
4.	MDS University, Ajmer	—	—	—	—	3.64	—	—	—	3.64
	Total: -	—	—	—	—	23.52	—	—	—	23.52
	TAMIL NADU									
1.	Madras Univ., Chennai	—	—	—	—	3.18	—	—	—	3.18
2.	Madurai Kamraj Univ., Madurai	—	—	—	—	2.88	—	—	—	2.88
3.	Periyar Univ., Salem	—	—	—	—	—	—	1.19	—	1.19
	Total: -	—	—	—	—	6.06	—	1.19	—	7.25
	UTTAR PRADESH									
1.	Bundelkhan Univ, Jhansi	—	—	—	—	2.45	—	—	—	2.45
2.	Dr. B.R. Ambedkar, Agra	—	—	—	—	2.55	4.42	—	—	6.97
3.	Ch. Charan Singh Univ., Meerut	—	—	—	—	9.17	—	—	—	9.17
4.	Ch. Shahu Ji Maharaj, Kanpur Univ., Kanpur	—	—	—	—	11.81	—	—	—	11.81
5.	Dr. RML Avadh Univ.	—	—	—	—	3.84	—	—	—	3.84
	Total: -	—	—	—	—	29.82	4.42	—	—	34.24
	UTTARANCHAL									
1.	HNB Gharwal Univ.	—	—	—	—	2.21	—	—	—	2.21
2.	Kumaun Univ., Nainital	—	—	—	—	2.47	—	—	—	2.47
	Total :-	—	—	—	—	4.68	—	—	—	4.68
	WEST BENGAL									
1.	Burdwan Univ.	—	—	—	—	1.38	—	—	—	1.38
2.	Calcutta Univ., Calcutta	—	—	—	—	4.06	—	—	55.00	59.06
	Total: -	—	—	—	—	5.44	—	—	55.00	60.44
	Grand Total: -	29112.20	226.40	2185.64	—	96.34	12.53	4.56	55.00	31692.67

APPENDIX-XIX (Contd.)
SUMMARY (NON-PLAN) 2005-2006

(Rs. in lakh)

S. No	Particulars	Admn. Charges	Block Grants Central Univ. 02(i)	Block Grants Deemed Univ. 02(ii)	Grants for Specific Purposes 02 (iii)	Maintenance Grants for Colleges (Delhi) 03(i)	Maintenance Grants for Colleges (BHU) 03(ii)	Maintenance Grants to UCMS 03 (iii)	Teachers Awards 04	Research Fellowships in Humanities/ Science 05	Research Scientist 06	Scholarships & Fellowships in E&T 07	Reimbursement to Non-Univ. Insttns. 08	Mass Media Centre 09	Grants for Specific Purposes 10	Total
	UNIV.															
1.	Central Univ.	—	87864.66	—	—	—	—	—	—	1222.88	169.95	346.66	—	320.00	—	89924.15
2.	Deemed Univ.	—	—	8310.98	170.00	—	—	—	—	157.12	5.45	56.74	—	95.00	—	8795.29
3.	Inter Univ.Centers	—	—	—	—	—	—	—	—	—	—	—	—	170.00	2000.00	2170.00
4.	State Univs.	—	—	—	265.00	—	—	—	—	1416.75	117.06	1040.54	—	270.00	—	3109.35
	Total Univ.	—	87864.66	8310.98	435.00	—	—	—	—	2796.75	292.46	1443.94	—	855.00	2000.00	103998.79
	COLLEGES															
1.	Delhi Colleges	—	—	—	—	29112.20	—	2185.64	—	8.96	4.75	1.87	—	—	—	31313.42
2.	BHU Colleges	—	—	—	—	—	226.40	—	—	—	—	—	—	—	—	226.40
3.	Central Univ.	—	—	—	—	—	—	—	—	1.40	—	—	—	—	—	1.40
4.	State Colleges	—	—	—	—	—	—	—	—	85.98	7.78	2.69	—	55.00	—	151.45
	Total Colleges	—	—	—	—	29112.20	226.40	2185.64	—	96.34	12.53	4.56	—	55.00	—	31692.67
	Grand Total (Univ. & Colleges)	—	87864.66	8310.98	435.00	29112.20	226.40	2185.64	—	2893.09	304.99	1448.50	—	910.00	2000.00	135691.46
	Non-Univ.	—	—	—	—	—	—	—	—	—	—	—	674.69	—	—	674.69
	Through Estt.	2382.00	—	—	—	—	—	—	—	—	—	—	—	—	—	2382.00
	Regional Centers	233.71	—	—	—	—	—	—	—	—	—	—	—	—	—	233.71
	Grand Total: -	2615.71	87864.66	8310.98	435.00	29112.20	226.40	2185.64	—	2893.09	304.99	1448.50	674.69	910.00	2000.00	138981.86

APPENDIX : XX

STATEMENT SHOWING THE GRANTS PAID TO UNIVERSITIES DURING THE YEAR 2005-2006 (MAJOR HEADWISE) UNDER GENERAL PLAN

(Rs. In lakh)

Sl. No.	Universities	Sec.1 Devt. of Univ. & Colleges	Sec.2 Enhancing Access & Equity	Sec.3 Promotion of Relevant Education	Sec.4 Quality and Excellence	Sec.5 Strengthening of Research	Total
		1	2	3	4	5	6
	Central Universities						
1.	Aligarh Muslim Univ., Aligarh Through R.O.	1490.86 —	28.11 —	56.19 —	49.52 —	48.59 —	1673.27 —
2.	ASSAM Univ., Silchar Through R.O.	623.80 —	32.67 —	— —	— —	4.46 —	660.93 —
3.	B.H.U. Varanasi Through R.O.	3111.73 —	24.72 —	33.13 —	38.34 —	130.96 —	3338.88 —
4.	Delhi Univ., Delhi Through R.O.	882.08 —	7.73 —	71.82 —	57.85 —	219.06 —	1238.54 —
5.	Dr. B.R. Ambedkar Univ. Lucknow Through R.O.	— —	8.20 —	— —	— —	— —	8.20 —
6.	Hyderabad Univ. Hyderabad Through R.O.	1177.00 —	20.25 —	22.00 —	49.00 0.20	96.44 —	1364.69 0.20
7.	I.G.N.O. Univ. Delhi Through R.O.	— —	— —	— —	— —	3.94 —	3.94 —
8.	J. M. I. Univ., New Delhi Through R.O.	1735.14 —	18.79 —	61.55 —	48.18 —	15.58 —	1883.02 —
9.	J.N.U. New Delhi Through R.O.	1060.68 —	52.79 —	66.90 —	0.20 —	86.08 —	1266.64 —
10.	M.G. Antarrashtriya Hindi VVWardha Through R.O.	800.00 —	14.25 —	— —	12.00 —	— —	826.25 —
11.	Maulana Azad National Urdu Univ., Hyderabad Through R.O.	1054.90 —	17.40 —	3.00 —	20.00 —	9.26 —	1104.56 —
12.	Mizoram Univ., Mizoram Through R.O.	1737.36 —	— —	— —	20.00 —	3.15 —	1760.51 —
13.	N.E.H.U. Shillong Through R.O.	207.10 —	8.67 —	27.94 —	1000.00 —	28.36 —	1272.07 —
14.	Nagaland Univ., Kohima Through R.O.	600.00 —	5.85 —	— —	28.00 —	10.89 —	644.74 —
15.	Pondicherry Univ. Through R.O.	705.00 —	27.49 —	48.00 —	50.45 —	18.32 —	849.26 —
16.	Tezpur Univ., Tezpur Through R.O.	232.34 —	4.50 —	3.93 —	16.00 —	17.04 —	273.81 —
17.	Visva Bharati, Shantiniketan Through R.O.	737.50 —	15.19 —	9.00 —	16.00 —	22.07 —	799.76 —

Sl.	Universities	1	2	3	4	5	6
18.	Allahabad University, Allahabad Through R.O.	2001.30 —	38.00 —	68.25 —	0.20 —	37.35 —	2145.10 —
19.	Manipur University, Manipur Through R.O.	1079.72 —	— —	4.95 —	64.00 —	14.00 —	1162.67 —
	Total H.Q. Total R.O.	19236.51 —	324.61 —	476.66 —	1469.74 0.20	765.55 —	22273.07 0.20
	Grand Total	19236.51	324.61	476.66	1469.94	765.55	22273.27
	Institution Deemed to be Universities						
1.	Avinash Instt. of Home Sci. for & Higher Edu. Women's Coimbatore Through R.O.	98.16 —	25.85 —	32.19 —	7.07 —	1.20 —	164.47 —
2.	Allahabad Agri. Instt., Allahabad Through R.O.	— —	— —	— —	— —	2.10 —	2.10 —
3.	Banasthali Vidypith, Banasthali Through R.O.	101.30 —	10.00 —	1.13 —	7.61 —	0.58 —	120.62 —
4.	Birla Instt. Tech. & Sci., Pilani Through R.O.	26.49 —	— —	3.00 —	— —	7.23 —	36.72 —
5.	Bharti Vidyapith, Pune. Through R.O.	— —	— —	2.00 —	— —	4.70 —	6.70 —
6.	Birla Instt. Tech. & Sci., Mesra Ranchi Through R.O.	— —	— —	1.50 —	— —	3.69 —	5.19 —
7.	Bhatkhande Music Instt. Lucknow Through R.O.	— —	— —	1.50 —	— —	— —	1.50 —
8.	C.I.E.F.L., Hyderabad Through R.O.	152.53 —	— —	— —	12.41 —	1.37 —	166.31 —
9.	Cental Instt. of Higher Tibetan Studies, Varanasi Through R.O.	41.50 —	— —	— —	— —	— —	41.50 —
10.	C.L.R.I. Through R.O.	— —	— —	— —	— 0.10	— —	— 0.10
11.	Dayal Bagh Educational Instt. Agra Through R.O.	69.43 —	18.55 —	— —	— —	5.25 —	93.23 —
12.	Deccan College PG & Research Instt. Pune Through R.O.	44.09 —	— —	— —	29.57 —	3.34 —	77.00 —
13.	Gandhigram Rural Instt. Through R.O.	10.68 —	25.21 —	6.00 —	9.22 0.90	17.67 —	68.78 0.90
14.	Gokhale Instt. of Politics. & Economics, Pune Through R.O.	96.94 —	— —	3.00 —	38.81 —	5.48 —	144.23 —
15.	Gujarat Vidyapith, Ahmedabad Through R.O.	116.36 —	3.00 —	— —	— —	— —	119.36 —
16.	Gurukul Kangri V.V., Haridwar Through R.O.	28.27 —	30.53 —	— —	20.00 —	3.20 —	82.00 —
17.	Indian Instt. Of Sci., Bangalore Through R.O.	— —	— —	— —	— —	301.44 —	301.44 —

Sl.	Universities	1	2	3	4	5	6
18.	Indian School of Mines, Dhanbad Through R.O.	— —	— —	— —	— —	6.16 —	6.16 —
19.	Int. Instt. for Population Sci. Mumbai Through R.O.	— —	— —	1.50 —	— —	1.62 —	3.12 —
20.	Indian Law Instt. New Delhi Through R.O.	300.00 —	— —	— —	— —	— —	300.00 —
21.	Jamia Hamdard, New Delhi Through R.O.	240.81 —	— —	3.60 —	16.00 —	10.18 —	270.59 —
22.	Jain V. Bharti Instt. Ladnun Nagaur Through R.O.	7.80 —	0.50 —	— —	— —	— —	8.30 —
23.	Lakshmi Bai National Instt. of Phy. Edu., Gwalior Through R.O.	— —	— —	25.00 —	— —	— —	25.00 —
24.	Motilal Nehru National Instt. of Tech. Allahabad Through R.O.	— —	— —	— —	— —	1.62 —	1.62 —
25.	National Instt. of Tech., Kurukh Through R.O.	— —	— —	— —	— —	1.67 —	1.67 —
26.	National Instt. Of Tech., Hamirpur Through R.O.	— —	— —	— —	— —	2.88 —	2.88 —
27.	National Instt. of Tech., Rowkela Through R.O.	— —	— —	— —	— —	7.44 —	7.44 —
28.	National Instt. of Tech., Waragal Through R.O.	— —	3.00 —	— —	— 0.10	0.47 —	3.47 0.10
29.	National Dairy Research Instt., Karnal Through R.O.	— —	— —	— —	— —	1.11 —	1.11 —
30.	J.R.N. Rajasthan Vidyapith, Udupur Through R.O.	5.00 —	5.00 —	3.00 —	— —	1.92 —	14.92 —
31.	Rashtriya Sanskrit Vidyapeeth, Tirupati Through R.O.	46.39 —	— —	10.91 —	— —	2.00 —	59.30 —
32.	Ramakrishana Mission Vivekanand Educational Research Instt. Hawrah Through R.O.	100.00 —	— —	— —	— —	— —	100.00 —
33.	Sathya Bama Instt. of Sci. & Tech., Chennai Through R.O.	— —	— —	3.00 —	— —	— —	3.00 —
34.	Sh. Chandrasekharandra Saraswati Vish. Vidyalaya, Kancheepuram Through R.O.	53.50 —	— —	1.02 —	— —	— —	54.52 —
35.	Sh. Lal Bahadur Shastri Rashtriya Sanskrit Vidyapith, New Delhi Through R.O.	78.65 —	5.22 —	— —	51.18 —	5.31 —	140.36 —
36.	Sri Satya Sai Instt. of higher Learning, Prasanthinilayam Through R.O.	56.12 —	35.00 —	— —	20.00 —	4.64 —	115.76 —
37.	Tata Instt. of Social Science, Deonal Mumbai Through R.O.	124.00 —	28.05 —	— —	50.00 —	— —	202.05 —

Sl.	Universities	1	2	3	4	5	6
38.	Tilak Maharashtra Vidyapith Bhavan, Pune Through R.O.	60.00 —	— —	— —	6.90 —	2.30 —	69.20 —
39.	Thapar Instt. of Engg. & Tech. Patiala Through R.O.	78.17 —	— —	6.00 —	23.98 —	4.57 —	112.72 —
	Total H.Q. Total R.O.	1936.19 —	189.91 —	104.35 —	292.75 1.10	411.14 —	2934.34 1.10
	Grand Total: -	1936.19	189.91	104.35	293.85	411.14	2935.44
	STATE UNIVERSITIES						
	ANDHRA PRADESH						
1.	Andhra Univ., Waltair Through R.O.	157.69 —	59.75 —	— —	20.00 11.25	117.81 —	355.25 11.25
2.	A.N.G. Ranga Agricultural Univ. Hyderabad Through R.O.	— —	9.46 —	— —	20.00 —	19.99 —	49.45 —
3.	Dr. B.R. Ambedkar Open Univ. Hyderabad Through R.O.	— —	3.00 —	— —	— —	— —	3.00 —
4.	Jawaharlal Nehru Tech. Hyderabad Through R.O.	— —	— —	— —	20.00 0.60	1.85 —	21.85 0.60
5.	Kakatiya Univ., Warangal Through R.O.	77.00 —	25.45 —	— —	25.10 0.76	9.82 —	137.37 0.76
6.	Nararjuna Univ., Guntur Through R.O.	80.28 —	0.80 —	— —	26.36 7.14	4.53 —	111.97 7.14
7.	National Academy of Legal Studies & Research Univ., Hyderabad Through R.O.	172.50 —	— —	0.38 —	1.75 —	— —	174.63 —
8.	Osmania Univ., Hyderabad Through R.O.	37.25 —	14.25 —	54.00 —	71.46 3.20	125.08 —	302.04 3.20
9.	Shri Krishna Devaraya Univ. Anantapur Through R.O.	5.00 —	1.32 —	1.50 —	16.00 1.10	23.48 —	47.30 1.10
10.	Sri Padmavati Mahila Vish. Tirupati Through R.O.	69.16 —	10.06 —	7.02 —	20.00 0.20	28.28 —	134.52 0.20
11.	Sri Venkateswara Univ. Tirupati Through R.O.	127.53 —	4.50 —	22.05 —	41.85 1.27	83.78 —	279.71 1.27
12.	Potti Sreeramulu Telugu Univ. Hyderabad Through R.O.	48.75 —	— —	— —	— —	— —	48.75 —
	Total H.Q. Total R.O.	775.16 —	128.59 —	84.95 —	262.52 25.52	414.62 —	1665.84 25.52
	Grand Total: -	775.16	128.59	84.95	288.04	414.62	1691.36
	ARUNACHAL PRADESH						
1.	Arunachal Pradesh Univ., Itanagar Through R.O.	159.00 —	5.00 —	0.89 —	— —	14.63 —	179.52 —
	Total H.Q. Total R.O.	159.00 —	5.00 —	0.89 —	— —	14.63 —	179.52 —
	Grand Total	159.00	5.00	0.89	—	14.63	179.52

Sl.	Universities	1	2	3	4	5	6
	ASSAM						
1.	Dibrugarh Univ., Dibrugarh Through R.O.	— —	3.00 —	— —	20.00 —	34.80 —	57.80 —
2.	Gauhati Univ., Gauhati Through R.O.	17.00 —	34.17 —	57.55 —	— —	32.37 —	141.09 —
	Total H.Q. Total R.O.	17.00 —	37.17 —	57.55 —	20.00 —	67.17 —	198.89 —
	Grand Total	17.00	37.17	57.55	20.00	67.17	198.89
	BIHAR						
1.	BSBR Ambedkar, Bihar Univ., Muzaffarpur Through R.O.	120.72 —	16.05 —	42.00 —	— —	3.72 —	182.49 —
2.	B.N. Mandal Univ. Madhepura Through R.O.	95.40 —	0.32 —	— —	— —	— —	95.72 —
3.	K S Darbhanga Sanskrit Univ. Darbhanga Through R.O.	— —	— —	— —	12.00 —	— —	12.00 —
4.	L.N. Mithila Univ. Darbhanga Through R.O.	127.20 —	— —	— —	20.00 —	2.74 —	149.94 —
5.	Magadh Univ., Bodh Gaya Through R.O.	61.22 —	— —	— —	— —	— —	61.22 —
6.	Patna Univ., Patna Through R.O.	73.00 —	54.58 —	11.00 —	20.00 —	0.60 —	159.18 —
7.	T.M. Bhagalpur Univ., Bhagalpur Through R.O.	12.50 —	— —	— —	17.60 —	5.38 —	35.48 —
	Total H.Q. Total R.O.	490.04 —	70.95 —	53.00 —	69.60 —	12.44 —	696.03 —
	Grand Total: -	490.04	70.95	53.00	69.60	12.44	696.03
	CHHATTISGARH						
1.	Guru Ghasidas Univ. Bilaspur Through R.O.	— —	14.75 —	— —	16.00 —	1.50 —	32.25 —
2.	Indira Kala Sangeet Vish., Khairagarh Through R.O.	— —	0.23 —	— —	— —	1.34 —	1.57 —
3.	Ravi Shankar Shukla Univ. Raipur Through R.O.	12.50 —	13.76 —	— —	20.00 —	4.49 —	50.75 —
	Total H.Q. Total R.O.	12.50 —	28.74 —	— —	36.00 —	7.33 —	84.57 —
	Grand Total: -	12.50	28.74	—	36.00	7.33	84.57
	DELHI						
1.	Guru Gobind Singh Indraprastha Univ., New Delhi Through R.O.	— —	— —	29.00 —	17.70 —	5.28 —	51.98 —
	Total H.Q. Total R.O.	— —	— —	29.00 —	17.70 —	5.28 —	51.98 —
	Grand Total: -	—	—	29.00	17.70	5.28	51.98

Sl.	Universities	1	2	3	4	5	6
	GUJARAT						
1.	Bhavnagar Univ. Bhavnagar Through R.O.	— —	— —	— —	12.63 —	2.48 —	15.11 —
2.	Gujarat Univ. Ahmedabad Through R.O.	— —	17.27 —	45.00 —	7.57 —	7.88 —	77.72 —
3.	M.S. Univ. of Baroda, Vadodara Through R.O.	450.09 —	12.00 —	— —	10.25 —	71.90 —	544.24 —
4.	North Gujarat Univ. Patan Through R.O.	46.10 —	— —	3.00 —	17.90 —	— —	67.00 —
5.	Sardar Patel Univ. Vallabh Through R.O.	93.18 —	— —	— —	40.62 —	51.40 —	185.20 —
6.	Saurashtra Univ. Rajkot Through R.O.	86.00 —	2.00 —	25.62 —	24.00 —	8.07 —	145.69 —
7.	South Gujarat Univ. Surat Through R.O.	5.79 —	2.00 —	21.85 —	17.60 —	1.50 —	48.74 —
	Total H.Q. Total R.O.	681.16 —	33.27 —	95.47 —	130.57 —	143.23 —	1083.70 —
	Grand Total	681.16	33.27	95.47	130.57	143.23	1083.70
	GOA						
1.	Goa Univ. Goa Through R.O.	— —	— —	1.18 —	16.00 —	6.52 —	23.70 —s
	Total H.Q. Total R.O.	— —	— —	1.18 —	16.00 —	6.52 —	23.70 —
	Grand Total: -	—	—	1.18	16.00	6.52	23.70
	HARYANA						
1.	Kurukshetra Univ., Kurukshetra Through R.O.	120.00 —	36.91 —	30.00 —	0.10 —	26.29 —	213.30 —
2.	Maharishi Dayanand Univ., Rohtak Through R.O.	85.80 —	— —	15.00 —	— —	27.65 —	128.45 —
3.	Guru Jambheswar Univ., Hissar Through R.O.	— —	40.50 —	— —	20.68 —	24.12 —	85.30 —
4.	C.C.S. University, Hisar Through R.O.	— —	— —	— —	— —	0.44 —	0.44 —
	Total H.Q. Total R.O.	205.80 —	77.41 —	45.00 —	20.78 —	78.50 —	427.49 —
	Grand Total: -	205.80	77.41	45.00	20.78	78.50	427.49
	HIMACHAL PRADESH						
1.	Himachal Pradesh Univ., Shimla Through R.O.	667.00 —	18.04 —	45.00 —	20.00 —	30.23 —	780.27 —
2.	Dr. Yashwant Singh Parmar Univ. of Horticultural & Forestry, Solan Through R.O.	— —	— —	— —	— —	2.40 —	2.40 —

Sl.	Universities	1	2	3	4	5	6
3.	H.P.Agri. Univesity, Palampur Through R.O.	— —	— —	— —	— —	3.44 —	3.44 —
	Total H.Q. Total R.O.	667.00 —	18.04 —	45.00 —	20.00 —	36.07 —	786.11 —
	Grand Total: -	667.00	18.04	45.00	20.00	36.07	786.11
	JAMMU & KASHMIR						
1.	Jammu Univ. Jammu Through R.O.	159.26 —	21.26 —	30.00 —	0.50 —	20.19 —	231.21 —
2.	Kashmir Univ. Srinagar Through R.O.	25.00 —	18.00 —	47.59 —	76.80 —	10.76 —	178.15 —
3.	Sher-e-Kashmir Univ. Of Agri. Sci & Tech Through R.O.	— —	— —	— —	— —	1.84 —	1.84 —
	Total H.Q. Total R.O.	184.26 —	39.26 —	77.59 —	77.30 —	32.79 —	411.20 —
	Grand Total: -	184.26	39.26	77.59	77.30	32.79	411.20
	JHARKHAND						
1.	Ranchi Univ. Ranchi Through R.O.	— —	13.25 —	30.00 —	— —	15.98 —	59.23 —
2.	Vinobha Bhave Unive., Hazaribagh Through RO	16.00 —	39.00 —	— —	— —	— —	55.00 —
	Total H.Q. Total R.O.	16.00 —	52.25 —	30.00 —	— —	15.98 —	114.23 —
	Grand Total: -	16.00	52.25	30.00	—	15.98	114.23
	KARNATAKA						
1.	Bangalore Univ. Bangalore Through R.O.	114.88 —	28.41 —	50.00 —	— —	25.46 —	218.75 —
2.	Gulbarga Univ. Gulbarga Through R.O.	— —	— —	10.00 —	— —	15.36 —	25.36 —
3.	Kannada Univ., Hampi Through R.O.	31.15 —	— —	2.93 —	17.75 —	30.78 —	82.61 —
4.	Karnatak Univ. Dharwad Through R.O.	12.41 —	32.10 —	40.00 —	— —	40.34 —	124.85 —
5.	Kuvempu Univ. Shimoga Through R.O.	90.80 —	62.07 —	10.77 —	61.80 —	6.18 —	231.62 —
6.	Mangalore Univ. Mangalore Through R.O.	67.27 —	0.12 —	2.00 —	20.20 —	9.53 —	99.12 —
7.	Mysore Univ. Mysore Through R.O.	104.85 —	29.31 —	38.50 —	99.90 —	40.27 —	312.83 —
8.	National Law School of India Univ. Bangalo Through R.O.	25.50 —	— —	— —	50.00 —	— —	75.50 —
	Total H.Q. Total R.O.	446.86 —	152.01 —	154.20 —	249.65 —	167.92 —	1170.64 —
	Grand Total: -	446.86	152.01	154.20	249.65	167.92	1170.64

Sl.	Universities	1	2	3	4	5	6
KERALA							
1.	Calicut Univ. Kozhikode Through R.O.	74.10 —	17.13 —	28.00 —	56.25 0.10	5.35 —	180.83 0.10
2.	Cochin Univ. of Sciences & Tech., Kochi Through R.O.	3.60 —	5.50 —	20.00 —	12.00 —	15.82 —	56.92 —
3.	Kerala Univ. Thiruvananthapuram Through R.O.	88.36 —	14.20 —	105.00 —	24.00 1.08	15.33 —	246.89 1.08
4.	Kannaur Univ., Kannaur Through R.O.	14.50 —	54.50 —	— —	— —	— —	69.00 —
5.	Mahatma Gandhi Univ. Kottayam Through R.O.	8.20 —	22.92 —	— —	0.20 —	15.67 —	46.99 —
6.	Shree Sankaracharya Univ. of Sanskrit, Kalady Through R.O.	65.24 —	50.00 —	1.50 —	— —	4.86 —	121.60 —
	Total H.Q. Total R.O.	254.00 —	164.25 —	154.50 —	92.45 1.18	57.03 —	722.23 1.18
	Grand Total: -	254.00	164.25	154.50	93.83	57.03	723.41
MADHYA PRADESH							
1.	Awadesh Pratap Singh Univ Rewa Through R.O.	12.50 —	29.75 —	23.69 —	— —	6.77 —	72.71 —
2.	Barkatullah Vish. Bhopal Through R.O.	3.00 —	4.50 —	22.58 —	24.00 —	9.27 —	63.35 —
3.	M.G. Chitrakoot Gramodya V.V. Bhopal Through R.O.	55.39 —	0.09 —	— —	20.00 —	1.50 —	76.98 —
4.	National Law Instt. Bhopal Through R.O.	86.00 —	— —	— —	— —	— —	86.00 —
5.	Devi Ahilya Univ. Sagar Through R.O.	12.50 —	19.57 —	40.00 —	99.50 —	25.28 —	196.85 —
6.	Dr. H.S. Gour Vish. Sagar Through R.O.	6.27 —	0.25 —	25.00 —	43.00 —	19.47 —	93.99 —
7.	Jiwaji Univ., Gwalior Through R.O.	63.00 —	3.92 —	3.97 —	— —	21.23 —	92.12 —
8.	Rani Durgawati Vish. V., Jabalpur Through R.O.	253.57 —	22.45 —	— —	12.00 —	10.80 —	298.82 —
9.	Vikram Univ., Ujjain Through R.O.	174.70 —	— —	— —	12.00 —	8.90 —	195.60 —
	Total H.Q. Total R.O.	666.93 —	80.53 —	115.24 —	210.50 —	103.22 —	1176.42 —
	Grand Total: -	666.93	80.53	115.24	210.50	103.22	1176.42
MAHARASHTRA							
1.	Amravati Univ. Amravati Through R.O.	75.84 —	37.31 —	2.00 —	20.18 —	6.44 —	141.77 —
2.	Mumbai Univ. Mumbai Through R.O.	96.08 —	16.50 —	67.33 —	1037.38 —	136.29 —	1353.58 —

Sl.	Universities	1	2	3	4	5	6	
3.	Dr. B.R. Ambedkar Marathwada Univ. Aurangabad Through R.O.	4.09 —	— —	45.00 —	20.00 —	1.92 —	71.01 —	
4.	Kavi Kulguru Kalidas Sanskrit V.V., Nagpu Through R.O.	— —	— —	1.15 —	— —	— —	1.15 —	
5.	Marathwada Krishi V.P. Parbhani Through R.O.	12.50 —	— —	— —	— —	— —	12.50 —	
6.	M.S. University Through R.O.	— —	— —	— —	— —	2.04 —	2.04 —	
6.	Nagpur Univ. Nagpur Through R.o.	— —	— —	40.00 —	— —	4.94 —	44.94 —	
7.	North Maharashtra Univ. Jalgaon Through R.O.	3.00 —	29.00 —	— —	20.00 —	10.20 —	62.20 —	
8.	Pune Univ., Pune Through R.O.	92.21 —	28.80 —	128.50 —	565.98 —	66.10 —	881.59 —	
9.	SNDT Women's Univ. Mumbai Through R.O.	— —	34.95 —	20.10 —	— —	42.58 —	97.63 —	
10.	Shivaji Univ., Kolhapur Through R.O.	141.78 —	32.00 —	5.00 —	20.00 —	26.84 —	225.62 —	
11.	Swami Ramanand Teerth Marathwada Univ., Nanded Through R.O.	106.70 —	30.32 —	4.44 —	16.00 0.22	21.60 —	179.06 0.22	
	Total H.Q. Total R.O.	532.20 —	208.88 —	313.52 —	1699.54 0.22	318.95 —	3073.09 0.22	
	Grand Total: -	532.20	208.88	313.52	1699.76	318.95	3073.31	
	ORISSA							
1.	Berhampur Univ. Berhampur	HO	—	—	12.00	15.20	15.89	43.09
		RO	—	—	—	—	—	—
2.	North Orissa Univ. Baripade	HO	—	—	—	—	—	—
		RO	—	—	—	—	—	—
3.	Sambalpur Univ. Sambalpur	HO	7.60	12.00	30.00	22.19	8.65	80.44
		RO	—	—	—	—	—	—
4.	Sri Jagannath Sanskrit Vish. Puri	HO	92.40	—	2.50	—	—	94.90
		RO	—	—	—	—	—	—
5.	Utkal Univ. Bhubaneswar	HO	144.50	10.00	65.00	24.00	26.93	270.43
		RO	—	—	—	—	—	—
	Total	HO	244.50	22.00	109.50	61.39	51.47	488.86
		RO	—	—	—	—	—	—
	Grand Total	244.50	22.00	109.50	61.39	51.47	488.86	
	PUNJAB							
1.	Guru Nanak Dev Univ. Amritsar	HO	105.40	13.35	33.00	24.30	31.47	207.52
		RO	—	—	—	—	—	—

Sl.	Universities		1	2	3	4	5	6
2.	Punjab Univ. Chandigarh	HO	185.06	14.83	247.80	66.42	149.59	663.70
		RO	—	—	—	—	—	—
3.	Punjab Agricultural Univ. Ludhiana	HO	—	—	—	—	23.95	23.95
		RO	—	—	—	—	—	—
4.	Punjabi Univ.Patiala	HO	16.19	10.85	—	40.92	27.22	95.18
		RO	—	—	—	—	—	—
	Total	HO	306.65	39.03	280.80	131.64	232.23	990.35
		RO	—	—	—	—	—	—
	Grand Total		306.65	39.03	280.80	131.64	232.23	990.35
	RAJASTHAN							
1.	Jai Narain Vyas Univ. Jodhpur	HO	—	15.55	25.00	—	16.26	56.81
		RO	—	—	—	—	—	—
2.	Mohan Lal Sukhadia Univ. Udaipur	HO	61.12	10.29	8.52	23.00	15.06	117.99
		RO	—	—	—	—	—	—
3.	Maharshi Dayanand Saraswati Uni. Ajmer	HO	112.53	55.54	15.00	—	2.78	185.85
		RO	—	—	—	—	—	—
4.	Rajasthan Univ., Jaipur	HO	84.00	13.17	62.55	—	167.95	327.67
		RO	—	—	—	—	—	—
	Total	HO	257.65	94.55	111.07	23.00	202.05	688.32
		RO	—	—	—	—	—	—
	Grand Total		257.65	94.55	111.07	23.00	202.05	688.32
	TRIPURA							
1.	Tripura Univ. Agartala	HO	206.00	8.67	—	20.00	0.35	235.02
		RO	—	—	—	—	—	—
	Total	HO	206.00	8.67	—	20.00	0.35	235.02
		RO	—	—	—	—	—	—
	Grand Total		206.00	8.67	—	20.00	0.35	235.02
	TAMILNADU							
1.	Alagappa Univ., Karaikudi	HO	44.26	36.84	—	20.00	2.95	104.05
		RO	—	—	—	2.38	—	2.38
2.	Anna Univ., Chennai	HO	—	7.42	1.25	103.40	30.54	142.61
		RO	—	—	—	0.76	—	0.76
3.	Annamalai Univ., Annamalainager	HO	319.23	15.01	9.79	—	89.01	433.04
		RO	—	—	—	—	—	—
4.	Bharathiar Univ., Coimbatore	HO	68.83	—	51.55	12.00	16.02	148.40
		RO	—	—	—	0.10	—	0.10
5.	Bharathidasan Univ., Tituchirapalli	HO	78.30	8.20	20.00	—	20.22	126.72
		RO	—	—	—	1.09	—	1.09

Sl.	Universities		1	2	3	4	5	6
6.	Madras Univ., Chennai	HO	3106.73	12.52	70.04	—	164.85	3354.14
		RO	—	—	—	2.30	—	2.30
7.	Maduraj Kamraj Univ. Madurai	HO	—	11.30	25.43	1014.32	55.25	1106.30
		RO	—	—	—	13.73	—	13.73
8.	Manonmaniam Sundaranar Univ., Tirunelveli	HO	79.71	28.10	—	—	—	107.81
		RO	—	—	—	—	—	—
9.	Mother Teresa Women's Univ., Kodaikanal	HO	13.00	20.13	—	—	1.01	34.14
		RO	—	—	—	0.30	—	0.30
10.	Tamil Univ., Thanjavur	HO	58.00	1.56	7.11	1003.53	8.21	1078.41
		RO	—	—	—	0.85	—	0.85
11.	Periyar Univ., Salem	HO	—	9.46	—	—	12.04	21.50
		RO	—	—	—	7.07	—	7.07
12.	Thiruvalluvar University.	HO	—	—	—	—	—	—
		RO	—	—	—	0.10	—	0.10
	Total	HO	3768.06	150.54	185.17	2153.25	400.10	6657.12
		RO	—	—	—	28.68	—	28.68
Grand Total			3768.06	150.54	185.17	2181.63	400.10	6685.80
UTTRANCHAL								
1.	G. B. Pant Univ. of Agri. & Tech., Pantnagar	HO	—	3.00	—	—	—	3.00
		RO	—	—	—	—	—	—
2.	HNB Garhwal Univ. Srinagar	HO	1.28	—	0.99	—	12.68	14.95
		RO	—	—	—	—	—	—
3.	Kumaon Univ	HO	—	3.00	0.27	—	28.97	32.24
		RO	—	—	—	—	—	—
	Total	HO	1.28	6.00	1.26	—	41.65	50.19
		RO	—	—	—	—	—	—
Grand Total			1.28	6.00	1.26	0.00	41.65	50.19
UTTAR PRADESH								
1.	Bundelkhand Univ., Jhansi	HO	12.50	18.05	—	—	3.46	34.01
		RO	—	—	—	—	—	—
2.	Chaudhary Charan Singh Univ., Meerut	HO	3.50	2.60	1.80	—	23.45	31.35
		RO	—	—	—	—	—	—
3.	Dr. RML Avadh Univ., Faizabad	HO	139.00	29.50	7.30	28.00	1.59	205.39
		RO	—	—	—	—	—	—
4.	Dr. Bhim Rao Ambedkar Univ Agra	HO	—	—	—	—	0.72	0.72
		RO	—	—	—	—	—	—
5.	D.U Gorakhpur Univ. Gorakhpur	HO	119.15	—	40.52	12.00	34.50	206.17
		RO	—	—	—	—	—	—
6.	Chhatrapati Shahuji Mharaj Univ., Kanpur	HO	—	—	4.50	—	4.05	8.55
		RO	—	—	—	—	—	—

Sl.	Universities		1	2	3	4	5	6
7.	M.G.Kashi Vidyapith, Varanasi	HO	85.21	23.77	5.00	—	1.27	115.25
		RO	—	—	—	—	—	—
8.	Lucknow Univ., Lucknow	HO	3.00	35.52	1.15	—	69.23	108.90
		RO	—	—	—	—	—	—
9.	J.R.Handicapped Univ. Chitrakoot	HO	—	—	1.14	—	—	1.14
		RO	—	—	—	—	—	—
10.	V.B.S Purvanchal Univ. Jaunpur	HO	—	4.50	—	20.00	11.12	35.62
		RO	—	—	—	—	—	—
11.	M.J.P Rohilkhand Univ. Bareilly	HO	—	3.50	—	—	1.55	5.05
		RO	—	—	—	—	—	—
12.	Sampurnanand Sanskrit V.V., Varanasi	HO	—	0.12	—	—	0.08	0.20
		RO	—	—	—	—	—	—
	Total	HO	362.36	117.56	61.41	60.00	151.02	752.35
		RO	—	—	—	—	—	—
Grand Total			362.36	117.56	61.41	60.00	151.02	752.35
WEST BENGAL								
1.	Bengal Engg. & Sci. Univ. Shibpur	HO	113.04	50.00	—	—	4.90	167.94
		RO	—	—	—	—	—	—
2.	Bidhan Chandra Krishi V.V. Nadia	HO	—	—	—	—	0.55	0.55
		RO	—	—	—	—	—	—
3.	Burdwan Univ. Burdwan	HO	74.40	9.09	36.79	23.34	22.16	165.78
		RO	—	—	—	—	—	—
4.	Calcutta Univ. Kolkata	HO	2173.93	41.02	54.04	1019.14	106.36	3394.49
		RO	—	—	—	—	—	—
5.	Jadavpur Univ. Kolkata	HO	189.87	29.67	35.00	535.33	94.26	884.13
		RO	—	—	—	—	—	—
6.	Kalyani Univ. Kalyani	HO	81.51	0.50	1.00	—	8.42	91.43
		RO	—	—	—	—	—	—
7.	North Bengal Univ. Kolkata	HO	16.64	12.00	4.74	—	26.49	59.87
		RO	—	—	—	—	—	—
8.	Rabindra Bharati Univ. Kolkata	HO	24.40	14.25	—	—	10.24	48.89
		RO	—	—	—	—	—	—
9.	Vidya Sagar Univ. Midnapore	HO	64.87	15.47	—	—	12.85	93.19
		RO	—	—	—	—	—	—
	Total	HO	2738.66	172.00	131.57	1577.81	286.23	4906.27
		RO	—	—	—	—	—	—
Grand Total			2738.66	172.00	131.57	1577.81	286.23	4906.27
	Grand Total	HO	34165.77	2227.23	2720.88	12009.92	6626.13	57749.93
		RO	—	—	—	58.10	—	58.10
Total			34165.77	2227.23	2720.88	12068.02	6626.13	57808.03

Sl.	Universities	1	2	3	4	5	6
STATE UNIVERSITY CENTRE							
1.	NIT TRICHY Through R.O.	— —	— —	— —	— 0.46	— —	— 0.46
2.	DB Hindi Prachar Univ. Through R.O.	— —	— —	— —	— 0.10	— —	— 0.10
3.	CETRI Through R.O.	— —	— —	— —	— 0.10	— —	— 0.10
4.	CFCRI Through R.O.	— —	— —	— —	— 0.22	— —	— 0.22
5.	IIT,CHENNAI Through R.O.	— —	— —	— —	— 0.10	— —	— 0.10
6.	VIT Through R.O.	— —	— —	— —	— 0.30	— —	— 0.30
7.	Suganthi Univ. Through R.O.	— —	— —	— —	— 0.10	— —	— 0.10
8.	CESS Through R.O.	— —	— —	— —	— 0.22	— —	— 0.22
	Total H.Q. Total R.O.	— —	— —	— —	— 1.60	— —	— 1.60
	Grand Total: -	—	—	—	1.60	—	1.60
INTER UNIVERSITY CENTRE							
1.	Consortium for Edu. Communication, New Delhi Through R.O.	— —	— —	2.00 —	426.75 —	— —	428.75 —
2.	Inter Univ. Centre for Astronomy & Astrophysics, Pune Through R.O.	— —	— —	— —	— —	675.00 —	675.00 —
3.	UGC DAE Consortium for Scientific Research, Indore Through R.O.	— —	— —	— —	— —	500.36 —	500.36 —
4.	Indian Instt. of Adv. Studies, Shimla Through R.O.	— —	6.00 —	— —	— —	35.00 —	41.00 —
5.	Inter University Acclarator Centre, New Delhi Through R.O.	— —	— —	— —	— —	1050.00 —	1050.00 —
6.	N.A.A.C. Rajaji Nagar, Bangalore Through R.O.	— —	— —	— —	945.98 —	— —	945.98 —
7.	INFLIBNET Centre, Ahmedabad Through R.O.	— —	— —	— —	1925.00 —	342.50 —	2267.50 —
	Total H.Q. Total R.O.	— —	— —	— —	— —	— —	— —
	Grand Total: -	—	6.00	2.00	3297.73	2602.86	5908.59

APPENDIX : XX (Contd.)

STATEMENT SHOWING THE GRANTS PAID TO COLLEGES DURING THE YEAR 2005-2006 (MAJOR HEADWISE) UNDER GENERAL PLAN

(Rs. In lakh)

Sl. No.	Univ./College	Sec.1 Devt. of Univ. & Colleges	Sec.2 Enhancing Access & Equity	Sec.3 Promotion of Relevant Education	Sec.4 Quality and Excellence	Sec.5 Strengthening of Research	Total
		1	2	3	4	5	6
CENTRAL UNIVERSITIES							
1.	Allahabad Univ. Allahabad Through R.O.	12.10 —	10.15 —	28.35 —	0.10 —	0.68 —	51.38 —
2.	Assam Univ., Silchar Through R.O.	1.10 48.11	27.51 27.95	10.00 —	1.45 5.06	5.57 18.67	45.63 99.79
3.	B.H.U. Varanasi Through R.O.	— —	— —	— —	— —	0.45 —	0.45 —
4.	Delhi Univ., Delhi Through R.O.	550.34 —	38.78 —	19.19 —	23.80 —	99.30 —	731.41 —
5.	Manipur Univ., Manipur Through R.O.	0.63 180.28	40.74 31.95	32.39 —	4.17 6.40	— 34.00	77.93 252.63
5.	Mizoram Univ., Mizoram Through R.O.	— 17.25	14.67 6.00	10.00 —	3.45 —	— 2.15	28.12 25.40
6.	N.E.H.U. Shillong Through R.O.	— 30.91	43.78 17.40	12.39 —	2.00 3.18	— 4.79	58.17 56.28
7.	Nagaland Univ., Kohima Through R.O.	— 44.77	3.98 —	— —	0.55 —	— 2.42	4.53 47.19
8.	Pondicherry Univ. Through R.O.	— 27.55	— —	— —	— —	— 0.37	— 27.92
	Total H.Q.	564.17	179.61	112.32	35.52	106.00	997.62
	Through R.O.	348.87	83.30	—	14.64	62.40	509.21
	Grand Total	913.04	262.91	112.32	50.16	168.40	1506.83
DEEMED TO BE UNIVERSITY							
1.	Birla instt. of Tech. & Sci., Pilani Through R.O.	— —	— —	— —	— —	5.89 —	5.89 —
2.	MGR Edu. & Research Instt. Chennai Through R.O.	— —	— —	0.58 —	— —	— —	0.58 —
	Total H.Q.	—	—	0.58	—	5.89	6.47
	Through R.O.	—	—	—	—	—	—
	Grand Total	—	—	0.58	—	5.89	6.47

Sl.	Univ./Colleges	1	2	3	4	5	6
STATE UNIVERSITIES							
ANDHRA PRADESH							
1.	Andhra Univ., Waltair Through R.O.	— 109.81	30.99 0.60	17.00 —	4.40 8.52	26.24 13.52	78.63 132.45
2.	Kakatiya Univ., Warangal Through R.O.	— 50.44	10.63 7.30	6.27 —	9.10 —	1.98 11.86	27.98 69.60
3.	Nararjuna Univ., Guntur Through R.O.	0.47 179.62	1.48 81.69	48.63 —	16.65 0.70	2.05 21.11	69.28 283.12
4.	Osmania Univ., Hyderabad Through R.O.	— 141.39	11.66 18.65	13.21 —	65.55 13.26	6.60 34.00	97.02 207.30
5.	Shri Krishnadevaraya Univ Anantapur Through R.O.	— 38.02	— 7.24	— —	0.10 0.21	— 4.90	0.10 50.37
6.	Sri Venkateswara Univ. Tirupati Through R.O.	— 77.98	4.19 23.00	17.00 —	1.71 —	2.70 6.85	25.60 107.83
	Total H.Q.	0.47	58.95	102.11	97.51	39.57	298.61
	Total R.O.	597.26	138.48	—	22.69	92.24	850.67
	Grand Total	597.73	197.43	102.11	120.20	131.81	1149.28
ARUNACHAL PRADESH							
1.	Arunachal Pradesh Univ., Itanagar Through R.O.	— 9.36	— 11.00	— —	— 0.75	1.93 4.28	1.93 25.39
	Total H.Q.	—	—	—	—	1.93	1.93
	Total R.O.	9.36	11.00	—	0.75	4.28	25.39
	Grand Total	9.36	11.00	—	0.75	6.21	27.32
ASSAM							
1.	Assam Agricultural Univ. Jorhat Through R.O.	1.02 —	— —	93.00 —	— —	— —	94.02 —
2.	Dibrugarh Univ., Dibrugarh Through R.O.	0.63 397.80	195.50 103.09	— —	2.20 65.84	— 50.03	198.33 616.76
3.	Gauhati Univ., Gauhati Through R.O.	— 399.14	160.92 163.32	47.11 —	6.67 82.50	12.21 116.83	226.91 761.79
	Total H.Q.	1.65	356.42	140.11	8.87	12.21	519.26
	Total R.O.	796.94	266.41	—	148.34	166.86	1378.55
	Total	798.59	622.83	140.11	157.21	179.07	1897.81
BIHAR							
1.	BSBR Ambedkr, Bihar Univ., Muzaffarpur Through R.O.	— 23.33	7.96 50.00	4.24 —	— —	4.92 7.24	17.12 80.57
2.	B.N.Mandal Univ., Madhepura Through R.O.	— —	6.81 —	7.00 —	4.41 —	3.77 —	21.99 —

Sl.	Univ./Colleges	1	2	3	4	5	6
3.	Jai Prakash V.Vidyalaya, Chapra Through R.O.	— 13.43	2.10 29.50	6.27 —	— —	3.25 1.22	11.62 44.15
4.	KS Darbhanga Sanskrit Univ. Darbhanga Through R.O.	— 9.48	— 19.60	— —	— —	— —	— 29.08
5.	L.N. Mithila Univ.Darbhang Through R.O.	— 153.47	31.10 141.74	17.00 —	— —	— 7.36	48.10 302.57
6.	Patna Univ., Patna Through R.O.	— 6.67	0.48 2.00	— —	— —	2.69 8.32	3.17 16.99
7.	Magadh Univ., Bodh Gaya Through R.O.	— 92.62	3.98 140.40	40.65 —	1.55 —	1.19 27.43	47.37 260.45
8.	T.M. Bhagalpur Univ., Bhagalpur Through R.O.	— 32.65	— 110.30	— —	1.25 —	— 2.32	1.25 145.27
9.	Veer Kunwar Singh Univ., Arrah Through R.O.	— —	— —	7.00 —	— —	5.09 —	12.09 —
	Total H.Q. Total R.O.	— 331.65	52.43 493.54	82.16 —	7.21 —	20.91 53.89	162.71 879.08
	Total	331.65	545.97	82.16	7.21	74.80	1041.79
	CHHATTISGARH						
1.	Guru Ghasidas Univ. Bilaspur Through R.O.	0.63 98.19	3.98 22.00	55.00 —	1.10 —	2.14 6.74	62.85 126.93
2.	Indira Kala Sangeet Vish. Khairagarh Through R.O.	— 16.95	— —	— —	— —	— 0.80	— 17.75
3.	Pt. Ravi Shankar Shukla Univ. Raipur Through R.O.	1.26 170.41	— 30.25	22.53 —	— 2.05	1.82 10.22	25.61 212.93
	Total H.Q. Total R.O.	1.89 285.55	3.98 52.25	77.53 —	1.10 2.05	3.96 17.76	88.46 357.61
	Total	287.44	56.23	77.53	3.15	21.72	446.07
	GUJARAT						
1.	Bhavnagar Univ. Bhavnagar Through R.O.	— 7.21	— —	— —	— —	— 1.40	— 8.61
2.	Gujarat Univ. Ahmedabad Through R.O.	— 42.34	8.12 25.00	7.00 —	2.10 4.63	0.69 4.50	17.91 76.47
3.	Kache University,Kache Through R.O.	— 19.70	8.96 —	7.00 —	— —	— 0.13	15.96 19.83
4.	North Gujarat Univ. Patan Through R.O.	— 31.06	— 170.12	— —	2.00 0.32	— 2.46	2.00 203.96
5.	Sardar Patel Univ. Vallabh Through R.O.	— 6.17	0.20 —	— —	0.10 0.20	— 1.83	0.30 8.20
6.	Saurashtra Univ. Rajkot Through R.O.	— 64.15	— 70.12	2.00 —	8.47 0.16	— 4.52	10.47 138.95

Sl.	Univ./Colleges	1	2	3	4	5	6
7.	South Gujarat Univ. Surat Through R.O.	— 42.93	— 4.12	0.17 —	— 1.50	— 1.19	0.17 49.74
	Total H.Q. Total R.O.	— 213.56	17.28 269.36	16.17 —	12.67 6.81	0.69 16.03	46.81 505.76
	Grand Total	213.56	286.64	16.17	19.48	16.72	552.57
	GOA						
1.	Goa Univ. Goa Through R.O.	— 14.52	2.49 —	13.15 —	10.10 13.04	— 7.28	25.74 34.84
	Total H.Q. Total R.O.	— 14.52	2.49 —	13.15 —	10.10 13.04	— 7.28	25.74 34.84
	Total	14.52	2.49	13.15	23.14	7.28	60.58
	HARYANA						
1.	Choudhary Devi lal Univ.,Sirsa Through R.O.	23.34 —	2.62 —	27.62 —	3.38 —	0.94 —	57.90 —
2.	Kurukshetra Univ., Kurukshetra Through R.O.	51.29 —	68.47 —	122.29 —	16.11 —	13.47 —	271.63 —
3.	Maharishi Dayanand Univ., Rohtak Through R.O.	9.82 —	16.75 —	50.47 —	0.86 —	1.52 —	79.42 —
	Total H.Q. Total R.O.	84.45 —	87.84 —	200.38 —	20.35 —	15.93 —	408.95 —
	Total	84.45	87.84	200.38	20.35	15.93	408.95
	HIMACHAL PRADESH						
1.	Himachal Pradesh Univ., Shimla Through R.O.	13.08 —	5.46 —	34.97 —	2.39 —	0.52 —	56.42 —
	Total H.Q. Total R.O.	13.08 —	5.46 —	34.97 —	2.39 —	0.52 —	56.42 —
	Total	13.08	5.46	34.97	2.39	0.52	56.42
	JAMMU & KASHMIR						
1.	Jammu Univ. Jammu Through R.O.	21.88 —	51.85 —	17.00 —	0.30 —	— —	91.03 —
2.	Kashmir Univ. Srinagar Through R.O.	0.42 —	19.50 —	38.00 —	11.29 —	5.84 —	75.05 —
	Total H.Q. Total R.O.	22.30 —	71.35 —	55.00 —	11.59 —	5.84 —	166.08 —
	Total	22.30	71.35	55.00	11.59	5.84	166.08

Sl.	Univ./Colleges	1	2	3	4	5	6	
JHARKHAND								
1.	Ranchi Univ. Ranchi Through R.O.	— 67.41	1.25 20.00	29.44 —	— —	5.32 7.22	36.01 94.63	
2.	Siddhu kanhu Univ. Through R.O.	— —	— —	0.46 —	— —	— —	0.46 —	
3.	Vinobha Bhawe Univ., Hazaribagh Through R.O.	— 22.85	— 64.25	— —	3.45 —	1.30 3.28	4.75 90.38	
	Total H.Q. Total R.O.	— 90.26	1.25 84.25	29.90 —	3.45 —	6.62 10.50	41.22 185.01	
	Total	90.26	85.50	29.90	3.45	17.12	226.23	
KARNATKA								
1.	Bangalore Univ. Bangalore	HO	—	18.12	24.00	35.69	4.37	82.18
		RO	149.28	6.13	—	20.66	16.49	192.56
2.	Gulbarga Univ. Gulbarga	HO	—	16.03	15.30	1.10	2.72	35.15
		RO	74.46	88.68	—	4.12	5.31	172.57
3.	Karnatak Univ. Dharwad	HO	—	29.73	33.37	3.68	7.68	74.46
		RO	279.73	120.02	—	43.56	24.61	467.92
4.	Kuvempu Univ. Shimoga	HO	—	—	7.80	0.25	—	8.05
		RO	67.64	21.58	—	24.87	1.52	115.61
5.	Mangalore Univ. Mangalore	HO	—	0.02	1.67	9.83	2.79	14.31
		RO	83.98	7.92	—	19.58	17.67	129.15
6.	Mysore Univ. Mysore	HO	—	—	9.66	1.36	6.14	17.16
		RO	118.99	63.91	—	14.89	7.30	205.09
7.	Karnataka state women's Univ., Bijapur	HO	—	—	2.00	—	—	2.00
		RO	—	—	—	—	—	—
8.	Rajiv Gandhi Univ. of Health & Neuro Science, Bangalore	HO	—	—	2.10	—	0.24	2.34
		RO	—	—	—	—	—	—
9.	Vesveswaraiah Technological Univ., Belgaum	HO	—	—	0.39	1.45	—	1.84
		RO	—	—	—	—	—	—
	Total	HO	—	63.90	96.29	53.36	23.94	237.49
		RO	774.08	308.24	—	127.68	72.90	1282.90
	Grand Total	774.08	372.14	96.29	181.04	96.84	1520.39	
KERALA								
1.	Calicut Univ. Kozhikode	HO	—	12.55	10.42	9.15	7.99	40.11
		RO	169.35	12.73	—	95.74	37.14	314.96
2.	Kannur Univ.	HO	—	4.73	31.81	—	2.90	39.44
		RO	39.38	8.73	—	23.82	8.19	80.12

Sl.	Univ./Colleges		1	2	3	4	5	6
3.	Kerala Univ. Thiruvananthapuram	HO	—	3.69	32.42	15.35	22.45	73.91
		RO	105.56	4.70	—	91.97	26.77	229.00
4.	Mahatma Gandhi Univ. Thrissur	HO	—	51.55	81.59	9.25	28.72	171.11
		RO	227.60	7.16	—	182.89	39.24	456.89
	Total	HO	—	72.52	156.24	33.75	62.06	324.57
		RO	541.89	33.32	—	394.42	111.34	1080.97
Grand Total			541.89	105.84	156.24	428.17	173.40	1405.54
MADHYA PRADESH								
1.	Awadesh Pratap Singh Rewa	HO	0.47	3.98	7.00	—	2.76	14.21
		RO	41.16	—	—	—	6.01	47.17
2.	Barkatullah Vishwa Vidyalaya Bhopal	HO	0.63	17.17	19.56	0.10	6.63	44.09
		RO	162.62	18.23	—	7.65	20.36	208.86
3.	Devi Ahilya Univ. Sagar	HO	—	3.98	1.00	—	7.45	12.43
		RO	105.00	5.99	—	—	9.15	120.14
4.	Dr.Hari Singh Gaur Vish. Sagar	HO	—	—	0.96	—	1.69	2.65
		RO	116.85	7.50	—	—	5.05	129.40
5.	Jiwaji Univ. Gwalior	HO	—	—	1.57	—	11.77	13.34
		RO	116.11	5.00	—	—	16.61	137.72
6.	Rani Durgavati Vish. Jabalpur	HO	—	1.48	32.05	16.45	1.35	51.33
		RO	166.58	7.86	—	2.11	22.75	199.30
7.	Vikram Univ. Ujjain	HO	—	—	3.86	1.10	2.28	7.24
		RO	97.54	5.12	—	0.20	5.52	108.38
	Total	HO	1.10	26.61	66.00	17.65	33.93	145.29
		RO	805.86	49.70	—	9.96	85.45	950.97
Grand Total			806.96	76.31	66.00	27.61	119.38	1096.26
MAHARASHTRA								
1.	Amravati Univ. Amravati	HO	0.63	42.27	151.05	25.15	14.09	233.19
		RO	104.07	10.00	—	92.21	23.09	229.37
2.	Mumbai Univ. Mumbai	HO	—	43.37	68.63	33.53	20.82	166.35
		RO	93.08	60.24	—	42.70	24.55	220.57
3.	Dr.Ambedkar Marat. Univ. Aurangabad	HO	—	29.34	29.71	13.00	—	72.05
		RO	99.16	70.12	—	5.50	18.96	193.74
4.	Dr. Baba Saheb Ambedkar Tech. Univ. Through R.O.		—	—	—	—	11.82	11.82
			—	—	—	—	—	—

Sl.	Univ./Colleges		1	2	3	4	5	6
5.	Nagpur University Nagpur	HO	—	63.10	114.31	17.21	1.50	196.12
		RO	179.50	144.50	—	16.75	34.48	375.23
6.	North Maharashtra Univ. Jalgaon	HO	—	13.66	42.03	10.20	14.39	80.28
		RO	84.66	10.12	—	10.85	26.58	132.21
7.	Pune University Pune	HO	0.55	66.70	120.80	31.30	29.12	248.47
		RO	163.62	39.97	—	81.80	52.61	338.00
8.	S.N.D.T Women's Univ. Mumbai	HO	—	26.36	23.00	—	—	49.36
		RO	15.58	—	—	6.21	5.35	27.14
9.	Shivaji Univ. Kolhapur	HO	2.83	63.78	122.41	6.62	6.34	201.98
		RO	165.62	43.75	—	65.54	18.49	293.40
10	Swami R.T.M Univ. Nanded	HO	—	28.86	0.24	17.70	11.19	57.99
		RO	118.89	80.00	—	10.48	12.62	221.99
11	Sholapur University	HO	—	—	—	—	—	—
		RO	—	—	—	0.10	7.22	7.32
	Total	HO	4.01	377.44	672.18	154.71	109.27	1317.61
		RO	1024.18	458.70	—	332.17	223.95	2038.97
Grand Total			1028.19	836.14	672.18	486.85	333.22	3356.58
ORISSA								
1.	Berhampur Univ. Berhampur	HO	—	2.59	—	0.55	1.04	4.18
		RO	48.41	77.83	—	8.15	7.17	141.56
2.	Sambalpur Univ. Sambalpur	HO	—	5.81	6.00	18.80	9.46	40.07
		RO	102.10	81.14	—	2.14	14.63	200.01
3.	Utkal Univ. Bhubaneswar	HO	0.76	20.41	10.39	8.35	19.72	59.63
		RO	436.30	93.58	—	28.05	148.37	706.30
4.	Fakir Mohan University, Balasore	HO	—	—	15.00	—	3.45	18.45
		RO	—	—	—	—	—	—
5.	North Orissa University Baripada	HO	—	2.96	—	1.10	—	4.06
		RO	—	—	—	—	—	—
	Total	HO	0.76	31.77	31.39	28.80	33.67	126.39
		RO	586.81	252.55	—	38.34	170.17	1047.87
Grand Total			587.57	284.32	31.39	67.14	203.84	1174.26
PUNJAB								
1.	Guru Nanakdev Univ. Amritsar	HO	88.87	91.45	101.40	8.13	9.30	299.15
		RO	—	—	—	—	—	—
2.	Punjab Univ. Chandigarh	HO	93.08	73.89	176.06	8.53	16.44	368.00
		RO	—	—	—	—	—	—

Sl.	Univ./Colleges		1	2	3	4	5	6
3.	Punjabi Univ.Patiala	HO	34.32	25.99	69.03	3.63	2.44	135.41
		RO	—	—	—	—	—	—
	Total	HO	216.27	191.33	346.49	20.29	28.18	802.53
		RO	—	—	—	—	—	—
	Grand Total		216.27	191.33	346.49	20.29	28.18	802.56
	RAJASTHAN							
1.	Jai Narain Vyas Univ. Jodhpur	HO	—	1.00	—	0.70	—	1.70
		RO	3.68	—	—	—	0.05	3.73
2.	Kota Open University,Kota	HO	—	2.31	30.00	0.56	0.22	33.09
		RO	—	—	—	—	—	—
3.	Mohan Lal Sukhadia Univ. Udaipur	HO	—	6.94	10.75	2.56	0.86	21.11
		RO	75.77	14.00	—	0.27	8.48	98.52
4.	Maharshi Dayanand Saraswati Uni. Ajmer	HO	—	2.73	33.84	0.56	6.20	43.33
		RO	267.31	28.40	—	9.54	45.64	350.89
5.	Rajasthan Univ. Jaipur	HO	1.28	—	77.17	10.10	—	88.55
		RO	202.69	15.00	—	12.42	30.46	260.37
6.	Bikaner University, Bikaner	HO	—	—	8.23	—	—	8.23
		RO	—	—	—	—	—	—
7.	Rajasthan Agricultural Univ. Bikaner	HO	—	15.41	—	0.56	10.89	26.86
		RO	—	—	—	—	—	—
	Total	HO	1.28	28.39	159.99	15.04	18.17	222.87
		RO	549.45	57.40	—	22.23	84.63	713.71
	Grand Total		550.73	85.79	159.99	37.27	102.80	936.58
	TAMIL NADU							
1.	Alagappa Univ. Karaikudi	HO	—	—	—	—	—	—
		RO	2.68	—	—	—	—	2.68
1.	Anna University Chennai	HO	—	—	7.00	0.19	—	7.19
		RO	—	—	—	—	—	—
2.	Bharthiar Univ. Coimbatore	HO	0.63	16.50	104.22	—	22.31	143.66
		RO	168.61	0.12	—	1.99	35.27	205.99
3.	Bharthidesan Univ. Tiruchirapalli	HO	—	9.43	63.97	66.88	15.60	155.88
		RO	157.90	0.60	—	23.65	30.37	212.52
4.	Madras Univ. Chennai	HO	—	19.47	14.99	60.61	17.43	112.50
		RO	140.54	1.74	—	62.03	25.56	229.87
5.	Madurai Kamraj Univ. Madurai	HO	1.10	40.08	52.40	122.48	24.19	240.25
		RO	236.32	0.12	—	95.37	37.72	369.53

Sl.	Univ./Colleges		1	2	3	4	5	6
6.	Manonmaniam Sundaranar Univ., Tirunelveli	HO	—	11.67	50.86	15.56	11.15	89.24
		RO	142.92	0.36	—	120.66	24.25	288.19
7.	Mother Teresa Women's University,Kodaikanal	HO	—	2.38	—	—	—	2.38
		RO	—	—	—	—	—	—
8.	Dr. B.R.Ambedkar Univ	HO	—	—	—	—	—	—
		RO	2.91	—	—	—	—	2.91
9.	Periyar Univ. Salem	HO	—	9.46	5.00	1.10	—	15.56
		RO	17.92	1.58	—	—	3.21	22.71
Total H.O.			1.73	108.99	298.44	266.82	90.68	766.66
Total R.O.			869.80	4.52	—	303.70	156.38	1334.40
Total			871.53	113.51	298.44	570.52	247.06	2101.06
TRIPURA								
1.	Tripura Univ., Agartala	HO	—	43.78	—	—	—	43.78
		RO	48.69	22.00	—	—	9.25	79.94
Total H.O.			—	43.78	—	—	—	43.78
Total R.O.			48.69	22.00	—	—	9.25	79.94
Total			48.69	65.78	—	—	9.25	123.72
UTTAR PRADESH								
2.	Bundelkhand Univ. Jhansi	HO	20.27	6.65	8.49	0.16	1.72	37.29
		RO	—	—	—	—	—	—
3.	Ch. Charan Singh, Meerut	HO	35.76	48.00	71.60	3.76	23.69	182.81
		RO	—	—	—	—	—	—
4.	Dr. RML Avadh Univ., Faizabad	HO	86.35	52.42	58.00	2.80	3.57	203.14
		RO	—	—	—	—	—	—
5.	Dr. Bhim Rao Ambedkar Univ., Agra	HO	—	16.40	—	18.13	11.12	45.65
		RO	—	—	—	—	—	—
6.	D.D.U Gorakhpur Univ., Gorakhpur	HO	40.49	81.43	7.00	3.95	1.44	134.31
		RO	—	—	—	—	—	—
7.	Ch. Shahuji Maharaj Univ. Kanpur	HO	59.38	56.45	17.75	10.89	15.11	159.58
		RO	—	—	—	—	—	—
8.	Lucknow Univ. Lucknow	HO	5.90	23.90	1.00	0.55	1.56	32.91
		RO	—	—	—	—	—	—
9.	V.B.S. Purvanchal Univ., Jaunpur	HO	154.10	136.03	31.69	13.92	12.27	348.01
		RO	—	—	—	—	—	—
10.	MJP Rohilkhand Univ., Bareilly	HO	37.29	4.96	5.00	5.96	10.72	63.93
		RO	—	—	—	—	—	—

Sl.	Univ./Colleges		1	2	3	4	5	6
11.	Sanskrit Vishvvidyalaya, Varanasi	HO	75.81	139.72	6.64	5.45	0.40	228.02
		RO	—	—	—	—	—	—
	Total H.Q.		533.92	565.96	229.68	65.57	81.60	1476.73
	Total R.O.		—	—	—	—	—	—
	Total		533.92	565.96	229.68	65.57	81.60	1476.73
	UTTARANCHAL							
1.	H.N.B. Garhwal Univ., Srinagar	HO	10.04	3.98	7.62	4.23	8.35	34.22
		RO	—	—	—	—	—	—
2.	Kumaun Univ., Nainital	HO	0.14	2.12	—	0.12	3.40	5.78
		RO	—	—	—	—	—	—
	Total H.Q.		10.18	6.10	7.62	4.35	11.75	40.00
	Total R.O.		—	—	—	—	—	—
	Total		10.18	6.10	7.62	4.35	11.75	40.00
	WEST BENGAL							
1.	Burdwan Univ., Burdwan	HO	—	4.03	25.77	1.51	—	31.31
		RO	200.39	69.17	—	20.41	36.02	325.99
2.	Calcutta Univ., Kolkata	HO	—	0.24	26.32	5.29	17.37	49.22
		RO	167.20	16.44	—	116.58	113.52	413.74
3.	Jadavpur Univ., Kolkata	HO	—	—	—	0.55	—	0.55
		RO	—	—	—	—	1.50	1.50
4.	Kalyani Univ., Kalyani	HO	—	1.48	5.94	—	—	7.42
		RO	68.43	35.12	—	—	10.81	114.36
5.	North Bengal Univ., Darjeeling	HO	—	29.84	28.00	—	—	57.84
		RO	81.57	68.70	—	24.89	18.50	193.66
6.	Rabindra Bharti Univ., Kolkata	HO	—	—	—	—	—	—
		RO	2.72	—	—	—	—	2.72
7.	Vidya Sagar Univ., Midnapore	HO	—	—	11.92	0.07	—	11.99
		RO	89.85	10.72	—	4.61	16.54	121.72
	Total H.Q.		—	35.59	97.95	7.42	17.37	158.33
	Total R.O.		610.16	200.15	—	166.49	196.89	1173.69
	Total		610.16	235.74	97.95	173.91	214.26	1332.02
	Grand Total H.Q.		1457.26	2389.44	3026.66	878.42	730.69	8482.47
	Grand Total R.O.		8498.89	2785.17	0.00	1603.31	1542.20	14429.57
	Total		9956.15	5174.61	3026.66	2481.73	2272.89	22912.04

APPENDIX : XX (Contd.)
SUMMARY (PLAN) 2005-06

(Rs. In lakh)

Sl. No.	Univ./College	Sec.1 Devt. of Univ. & Colleges	Sec.2 Enhancing Access & Equity	Sec.3 Promotion of Relevant Education	Sec.4 Quality and Excellence	Sec.5 Strengthening of Research	Total
		1	2	3	4	5	6
	UNIVERSITY						
	Central Universities Through R.O.	19236.51 —	324.61 —	476.66 —	1469.74 0.20	765.55 —	22273.07 0.20
	Deemed to be Univ. Through R.O.	1936.19 —	189.91 —	104.35 —	292.75 1.10	411.14 —	2934.34 1.10
	State Universities Through R.O.	12993.07 —	1706.71 —	2137.87 —	6949.70 55.60	2846.58 —	26633.93 55.60
	Inter Universities	—	6.00	2.00	3297.73	2602.86	5908.59
	Non-Universities Institutions	— —	— —	— —	— 1.60	— —	— 1.60
	Total Universities	34165.77	2227.23	2720.88	12009.92	6626.13	57749.93
	Total RO	—	—	—	58.50	—	58.50
	Grand Total	34165.77	2227.23	2720.88	12068.42	6626.13	57808.43
	COLLEGES						
	Central Universities Through R.O.	564.17 348.87	179.61 83.30	112.32 —	35.52 14.64	106.00 62.40	997.62 509.21
	Deemed to be Univ. Through R.O.	— —	— —	0.58 —	— —	5.89 —	6.47 —
	State Universities Through R.O.	893.09 8150.02	2209.83 2701.87	2913.76 —	842.91 1588.67	618.80 1479.80	7478.39 13920.36
	Total HQ	1457.26	2389.44	3026.66	878.43	730.69	8482.48
	Total RO	8498.89	2785.17	—	1603.31	1542.20	14429.57
	Total Colleges	9956.15	5174.61	3026.66	2481.74	2272.89	22912.05
	Grand Total Univ. & Colleges	44121.92	7401.84	5747.54	14550.16	8899.02	80720.48
	Estt.	0.00	0.09	16.42	137.17	0.20	153.88
	Grand Total	44121.92	7401.93	5763.96	14687.33	8899.22	80874.36