

कार्यालय उपयोग हेतु

राजस्थान सरकार



राजस्थान

में

शिक्षा की प्रगति

1997-98

निदेशालय

माध्यमिक शिक्षा

राजस्थान, बीकानेर

- 544

370-202


RAJ-R

कार्यालय उपयोग हेतु

राजस्थान सरकार

राजस्थान

में



1997-98

निदेशालय

माध्यमिक शिक्षा, राजस्थान,

बीकानेर।

NIEPA DC



D10177

LIBRARY & DOCUMENTATION CENTRE
National Institute of Educational
Planning and Administration.
17-B, Sri Aurobindo Marg.
New Delhi-110016

DOC, No..... D-10177
Date..... 20-6-98

:: प्राक्कथन ::

राजस्थान में विद्यालय स्तर की शिक्षा में वर्ष 1997-98 में हुई प्रगति की संख्यात्मक जानकारी को प्रदर्शित करने के उद्देश्य से यह प्रकाशन पूर्व की भांति प्रकाशित किया जा रहा है। किन्तु पूर्व प्रकाशनों की तुलना में इस प्रकाशन में नवीन संख्यात्मक सूचनाओं का समावेश किया गया है जिससे यह प्रकाशन और अधिक उपयोगी बन पड़ा है।

प्रस्तुत प्रकाशन तीन खण्डों में विभक्त है। प्रथम खण्ड में जनसंख्या विभिन्न आयु वर्गों में बालकों की जनसंख्या, साक्षरता में अभिवृद्धि, विद्यालयों की संख्या तथा उनमें नामांकन एवं विद्यालयों में छात्रों के उहराव के आंकड़ों को विभिन्न काल श्रेणियों में दर्शाया गया है जिससे इन आंकड़ों की समसामयिक तुलना की जानी सहज संभव हो सकी है। समकों को प्रथम दृष्टया बोधगम्य बनाने के लिए काल श्रेणी के समकों को चार्टस के माध्यम से भी दर्शाया गया है।


प्रकाशन के द्वितीय खण्ड में वर्ष 1997-98 में प्रबन्ध अनुसार, ग्रामीण क्षेत्र अनुसार एवं जनजाति क्षेत्र में विद्यालय, नामांकन एवं अध्यापकों के राज्य स्तरीय समकों को दर्शाया गया है। साथ ही अनुसूचित जाति एवं जनजाति के अध्यापकों, कुल कक्षावार नामांकन अनुसूचित जाति एवं जन जाति के कक्षा वार नामांकन का पृथक समावेश कर योजना निर्माण के आधारभूत आंकड़ों को सहज सुलभ करवाने का प्रयास किया गया है।

प्रकाशन के तृतीय खण्ड में जिला स्तरीय शिक्षा समकों को सम्मिलित कर प्रकाशन को वृहत जानकारी युक्त बनाने का प्रयास किया गया है। इस खण्ड में जिलानुसार एवं प्रबन्ध अनुसार विद्यालय, नामांकन, कक्षावार नामांकन एवं अध्यापकों की संख्या को दिखाया गया है। इसी प्रकार जिलेवार अनुसूचित जाति एवं जन जाति के नामांकन तथा जिलेवार ग्रामीण क्षेत्र में विद्यालय नामांकन एवं अध्यापक संख्या का समावेश कर जिला स्तरीय योजना एवं कार्यक्रमों के लिए वांछित सांख्यिकीय सूचनाओं को एक ही स्थान पर उपलब्ध करवाने का प्रयत्न किया गया है।

मुझे विश्वास है कि प्रस्तुत प्रकाशन विद्यालय शिक्षा की प्रगति का दिग्दर्शन करवाने एवं विभिन्न काल श्रेणियों में विद्यालय शिक्षा के क्षेत्र में की गयी प्रगति का तुलनात्मक अध्ययन करने में शिक्षाविदों, योजना निर्माण कर्ताओं एवं शिक्षा की प्रगति में अभिरुचि रखने वाले प्रत्येक व्यक्ति के लिए उपयोगी सिद्ध होगा। आपके उपयोगी सुझावों से प्रकाशन को और अधिक लाभकारी बनाया जासकता है। अतएव आपके बहुमूल्य सुझाव अपेक्षित है।

समन्वय कक्ष (जयपुर)

दिनांक : 26.4.99



(नरहरी शर्मा)

निदेशक

माध्यमिक शिक्षा, राजस्थान

CONTENTS

S. NO	PARTICULARS	PAGE NO.
	<u>PART-I</u> SELECTED STATISTICAL TABLES AND TIME SERIES DATA ON EDUCATION.	1-20
1.	Important Population Data	1
2	State Administration Structure	2
3.	Growth of Population in Rajasthan (1901-1991)	3
4.	Projected Population of Rajasthan (1996-2011)	4
5	Projected child Population of Rajasthan (Age Group 6-11)	5
6	Projected Child Population of Rajasthan (Age Group 11-14)	6
7.	Growth of Literacy in Rajasthan (1901-1991)	7
8.	Educational Institutions in Rajasthan (1950-51 to 1997-98)	8
9.	Enrolment at Primary Stage (1950-51 to 1997-98)	9
10.	Enrolment at Upper Primary Stage(1950-51 to 1997-98)	10
11.	Enrolment at Sec/Sr. Sec. Stage(1950-51 to 1997-98)	11
12.	Enrolment of SC/ST at Primary Stage(1990-91 to 1997-98)	12
13.	Enrolment of SC/ST at Upper Primary Stage (1990-91 to 1997-98)	13
14.	Enrolment of SC. / ST. at Sec. / Sr. Sec. Stage (1990-91 to 1997-98)	14
15.	Stage wise Gross Enrolment Ratio(1950-51 to 1997-98)	15
16.	Number of Teachers (1950-51 to 1997-98) and Teacher Pupil Ratio	16
17.	Retention Rate at Primary Stage(1970-71 to 1997-98)	17
18.	Retention Rate at Upper Primary Stage (1980-81 to 1997-98)	18
19.	Retention Rate at Secondary Stage(1975-76 to 1997-98)	19
20.	Retention Rate at Sr. Sec. Stage(1990-91 to 1997-98)	20

S. NO.	PARTICULARS	PAGE NO.
PART-II STATE TABLES 1997-98		21-47
21.	Management wise Schools	21
22.	Management wise Enrolment	22
23.	Class wise Enrolment	23
24.	Faculty wise Enrolment	24
25.	Management wise S.C.Enrolment	25
26.	Management wise S.T.Enrolment	26
27.	Class wise S.C.Enrolment	27
28.	Class wise S.T.Enrolment	28
29.	Faculty wise S.C. & S.T. Enrolment	29
30.	Management wise Teachers	30
31.	Trained and Untrained Teachers	31
32.	Post wise Classification of Teachers	32
33.	Trained and Untrained S.C.Teachers	33
34.	Trained and Untrained S.T.Teachers	34
35.	Management wise Schools In RURAL AREA	35
36.	Management wise Enrolment in Rural Area	36
37.	Class wise Enrolment in Rural Area	37
38.	Management wise Teachers in Rural Area	38
39.	Trained and Untrained S.C. Teachers in Rural Area	39
40.	Trained and Untrained S.T.Teachers in Rural Area	40
41.	Management wise Schools in Tribal Area	41
42.	Management wise Enrolment in Tribal Area	42
43.	Class wise Enrolment in Tribal Area	43
44.	Management wise Teachers in Tribal Area	44
45.	Management wise Sanskrit Institutions	45
46.	Management wise Enrolment in Sanskrit Institutions	46
47.	Teachers in Sanskrit Institutions	47

S. NO.	PARTICULARS	PAGE NO.
	<u>PART-III</u> DISTRICT TABLES 1997-98	48-98
48.	DISTRICTWISE & MANAGEMENT WISE SCHOOLS	48-53
	1. Pre-Primary Schools	48
	2. Primary Schools	49
	3. Upper Primary Schools	50
	4. Secondary Schools	51
	5. Senior Secondary Schools	52
	6. Pre-Primary to Sr.Secondary	53
49.	DISTRICT WISE AND MANAGEMENT WISE ENROLMENT	54-59
	1. Pre-Primary Schools	54
	2. Primary Schools	55
	3. Upper Primary Schools	56
	4. Secondary Schools	57
	5. Senior Secondary Schools	58
	6. Pre-Primary to Sr.Secondary	59
50.	DISTRICT WISE AND CLASS WISE ENROLMENT	60-62
	1. Pre-Primary to Class 5 th	60
	2. Class 6 th to 8 th	61
	3. Class 9 th to 12 th and Grand Total	62
51.	DISTRICT WISE AND MANAGEMENT WISE TEACHER	63-68
	1. Pre-Primary	63
	2. Primary	64
	3. Upper Primary	65
	4. Secondary	66
	5. Senior Secondary	67
	6. Pre-Primary to Sr. Secondary	68
52.	District wise and Management wise S.C.Enrolment	69-74
53.	District wise and Management wise S.T. Enrolment	75-80
54.	District wise and Management wise Schools in Rural Area	81-86
55.	District wise and Management wise Enrolment in Rural Area	87-92
56.	District wise and management wise Teachers in Rural Area	93-98

PART-I

SELECTED STATISTICAL TABLES

AND

TIME SERIES DATA ON EDUCATION

1

IMPORTANT POPULATION DATA 1991

SNO.			RAJASTHAN	INDIA
1.	GEOGRAPHICAL AREA (Sq.Km)		342239	3287259
2.	TOTAL DISTRICT	1998	32	462
3.	TOTAL POPULATION	1991	TOTAL MALE FEMALE	843930861 437597929 406332932
4.	SEX RATIO	1981 1991	919 910	934 926
5.	DENSITY (Sq.Km)	1981 1991	100 129	216 267
6.	GROWTH RATE	71-81 81-91	32.97 28.44	24.66 23.50
7.	LITERACY PERCENTAGE	1981 1991	TOTAL MALE FEMALE TOTAL MALE FEMALE	43.56 56.37 29.75 52.11 63.85 20.42
8.	% OF S.C. POPULATION TO TOTAL POPU.	1991	TOTAL RURAL URBAN	16.48 - -
9.	% OF S.T. POPULATION TO TOTAL POPU.	1991	TOTAL RURAL URBAN	8.08 - -
10.	% OF RURAL POPULATION TO TOTAL POPULATION		77.12	-

ADMINISTRATIVE STRUCTURE

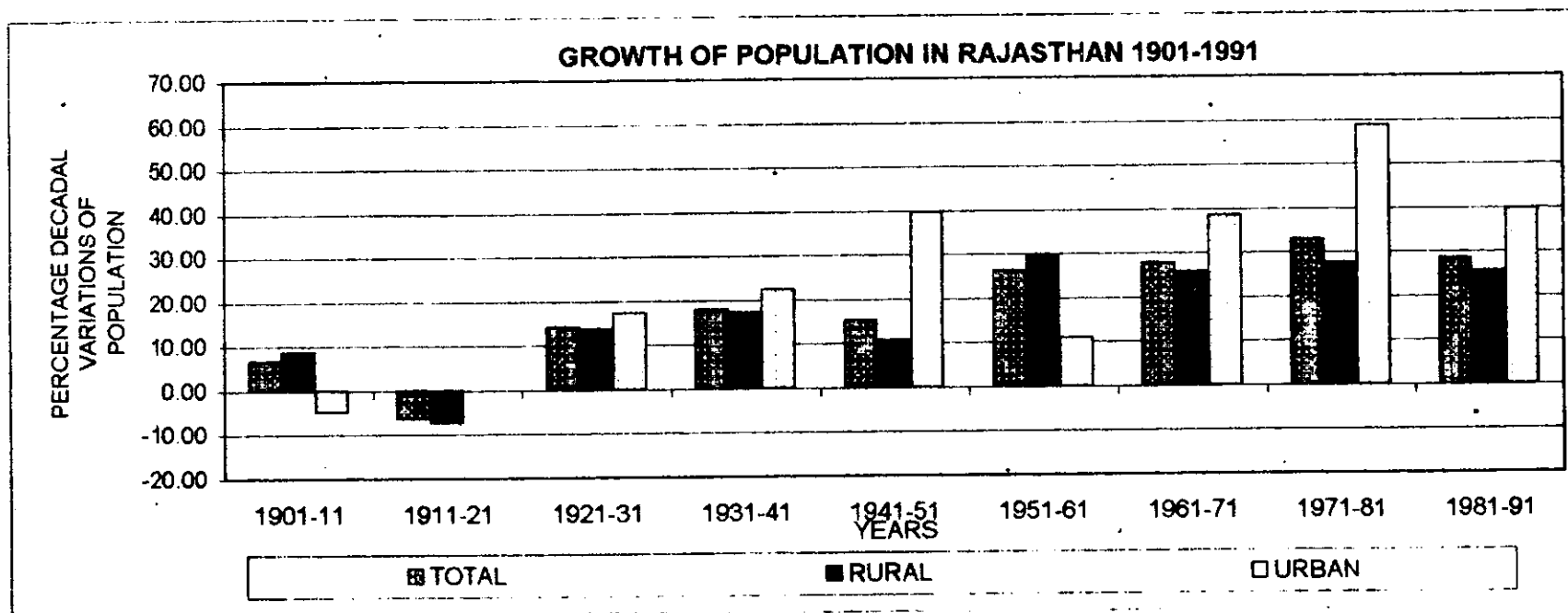
SNO.	ITEM	YEAR	UNIT	DETAIL
1.	AREA	1991	Lack sq. km.	3.42
2.	DISTRICT	1998	Number	32
3.	SUB-DIVISION	1996	Number	100
4.	TEHSIL	1996	Number	229
5.	MUNISPALITIES	1996	Number	182
6.	PANCHAYAT SAMITI	1996	Number	237
7.	GRAM PANCHAYATS	1996	Number	9185
8.	TOTAL VILLAGE	1991	Number	39810
9.	TOTAL INHABITED VILLAGE	1991	Number	37889
10.	TOTAL URBAN TOWN/ CITIES	1991	Number	222

(SOURCE : ECONOMIC REVIEW 1997-98

GROWTH OF POPULATION IN RAJASTHAN 1901-1991

PERCENTAGE DECADAL VARIATIONS OF POPULATION

YEAR	TOTAL	RURAL	URBAN
1901-11	6.70	8.70	-4.80
1911-21	-6.30	-7.30	-
1921-31	14.10	13.60	17.20
1931-41	18.00	17.30	22.40
1941-51	15.20	10.80	39.60
1951-61	26.20	29.60	11.00
1961-71	27.80	25.80	38.50
1971-81	33.00	27.50	58.70
1981-91	28.40	25.50	39.60

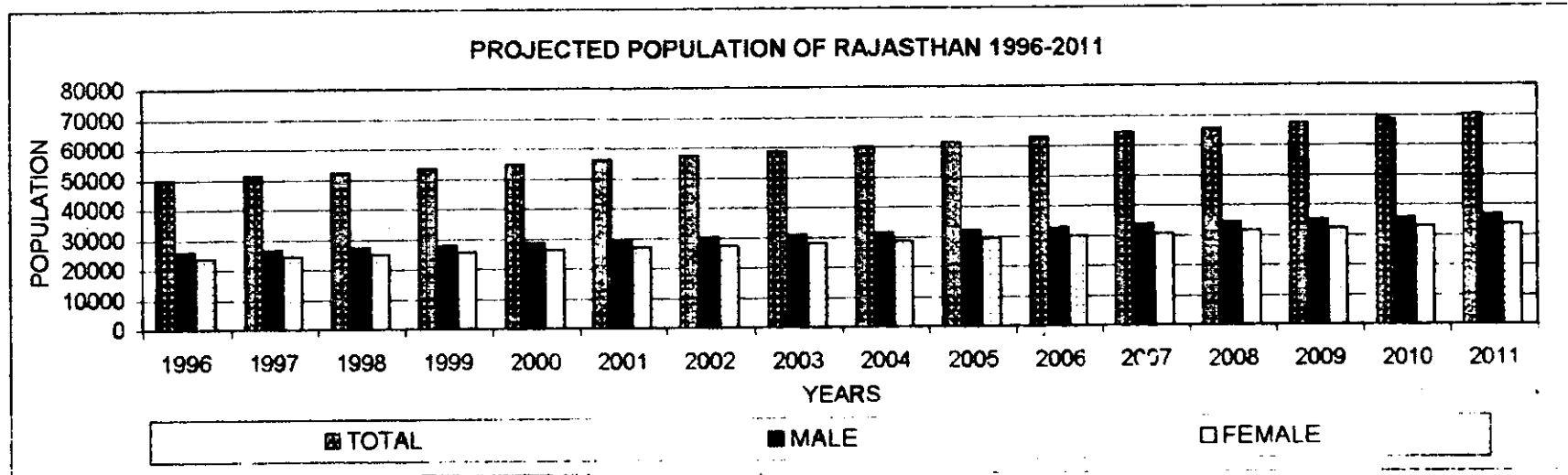


SOURCE Census

PROJECTED POPULATION OF RAJASTHAN 1996-2011

FIG-'000'

YEAR	TOTAL	MALE	FEMALE
1996	49828	26063	23765
1997	51040	26698	24342
1998	52271	27342	24929
1999	53523	27997	25526
2000	54795	28663	26132
2001	56087	29339	26748
2002	57399	30026	27373
2003	58731	30723	28008
2004	60083	31431	28652
2005	61455	32149	29306
2006	62847	32877	29970
2007	64259	33616	30643
2008	65691	34366	31325
2009	67143	35126	32017
2010	68615	35896	32719
2011	70107	36677	33430

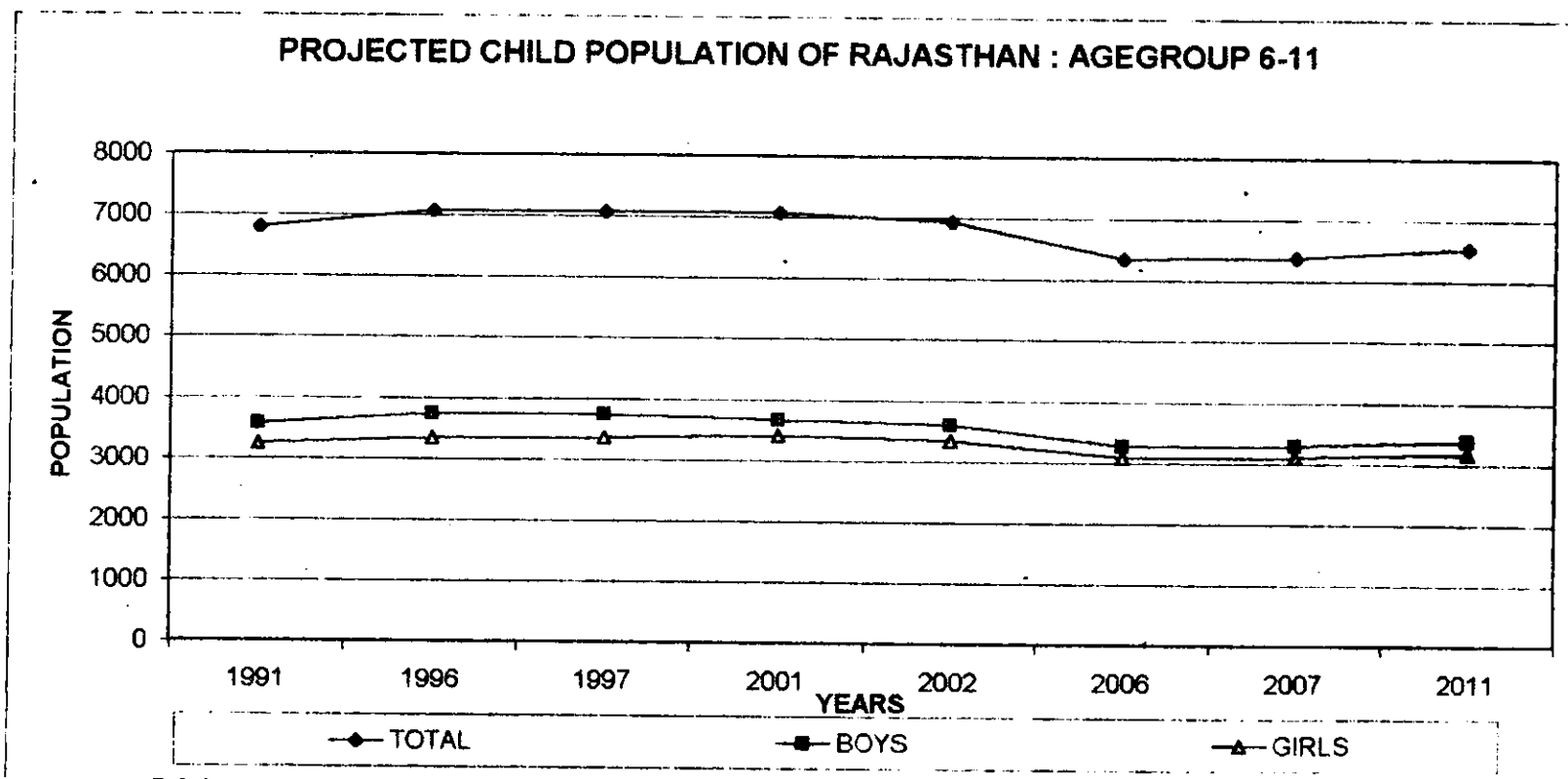


SOURCE-D.E.S.

PROJECTED CHILD POPULATION OF RAJASTHAN : AGE- GROUP 6-11

FIG '000'

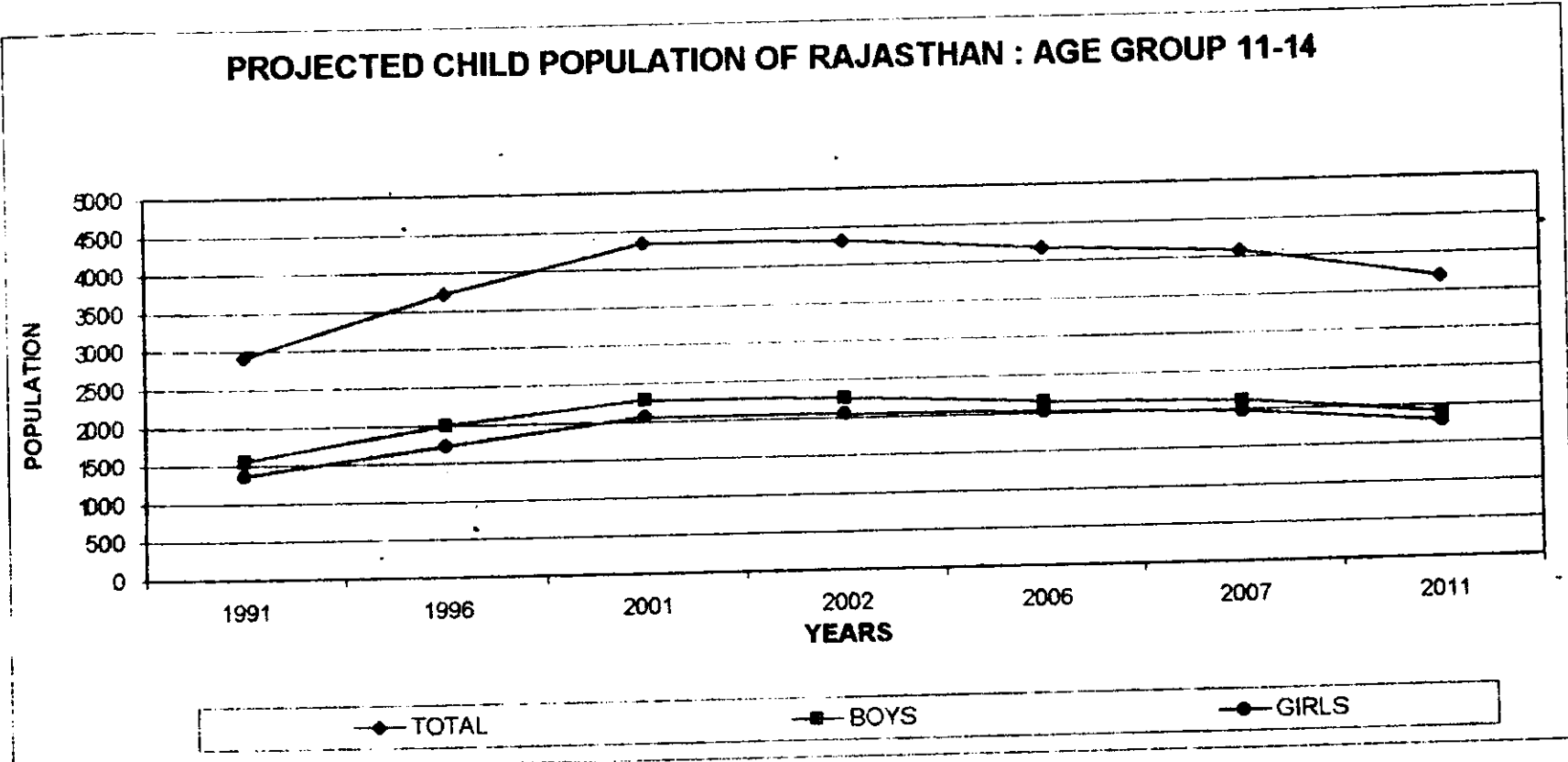
YEAR	TOTAL	BOYS	GIRLS
1991 (ACTUAL)	6794	3559	3235
1996	7077	3741	3336
1997	7076	3726	3350
2001	7073	3667	3406
2002	6929	3588	3341
2006	6351	3272	3079
2007	6388	3291	3097
2011	6537	3367	3170



SOURCE - Selected Educational Statistics (G.O.I.) 1996-97

PROJECTED CHILD POPULATION OF RAJASTHAN : AGE GROUP 11-14 ('000)

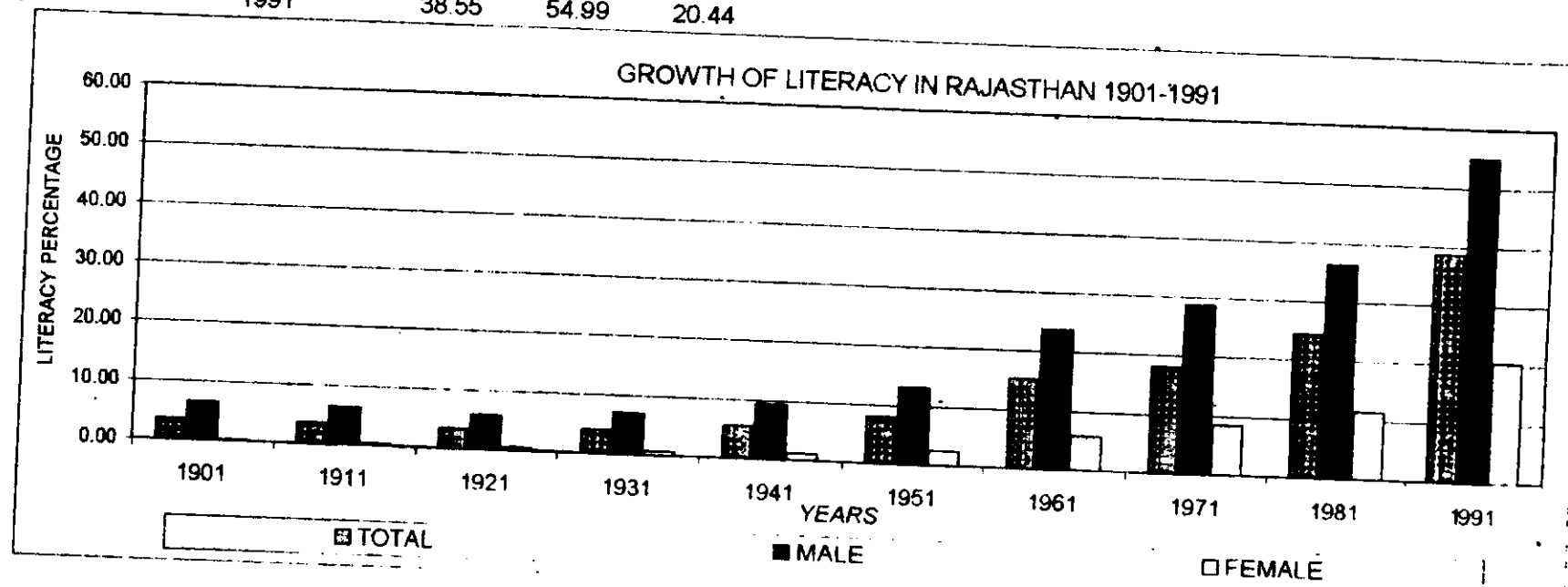
YEARS	TOTAL	BOYS	GIRLS
1991 (ACTUAL)	2913	1557	1356
1996	3716	1994	1722
2001	4342	2286	2056
2002	4309	2260	2049
2006	4177	2156	2021
2007	4080	2105	1975
2011	3692	1902	1790



SOURCE:- Selected Educational Statistics (G.O.I.) 1996-97

GROWTH OF LITERACY IN RAJASTHAN 1901-1991

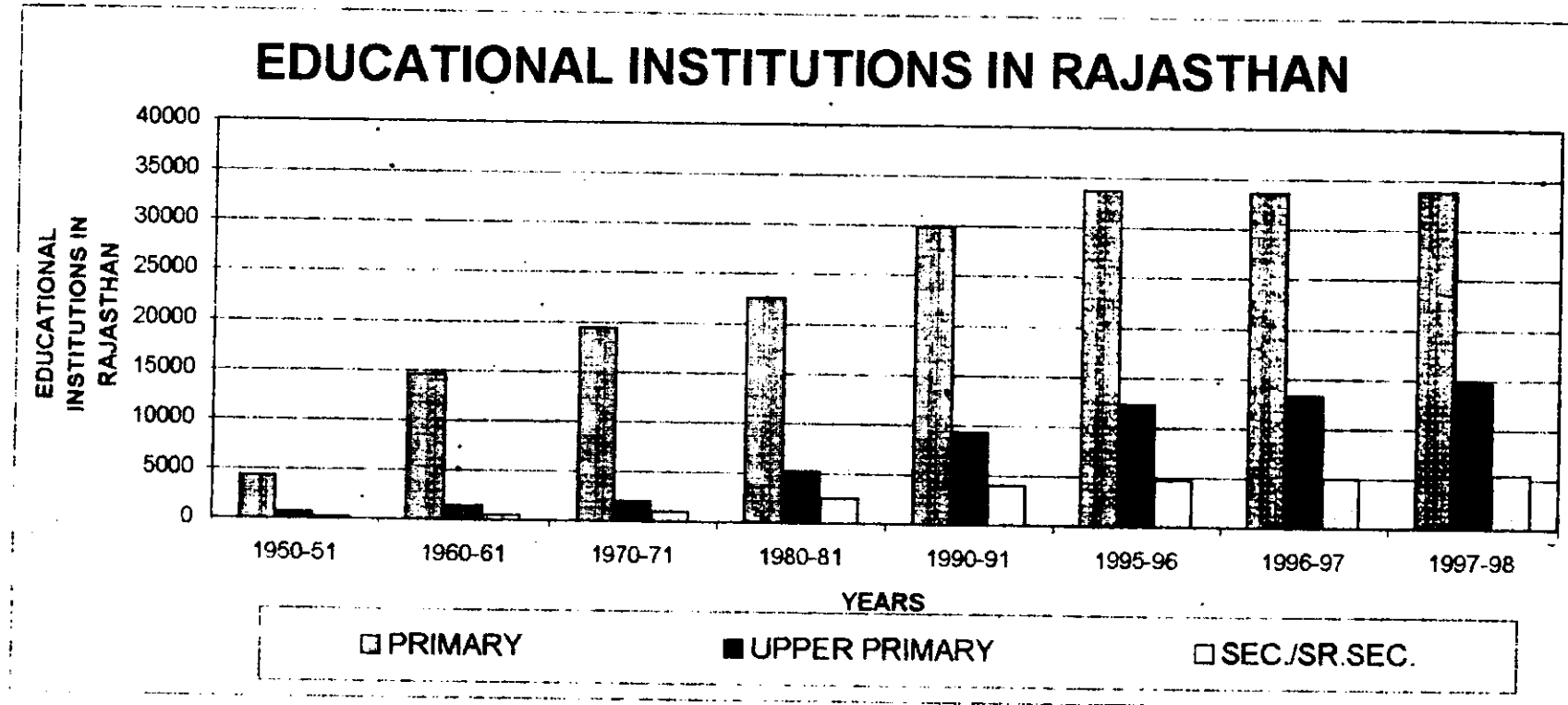
YEAR	LITERACY PERCENTAGE		
	TOTAL	MALE	FEMALE
1901	3.47	6.42	0.21
1911	3.41	6.24	0.30
1921	3.25	5.78	0.42
1931	3.96	7.01	0.60
1941	5.46	9.36	1.16
1951	8.02	13.09	2.51
1961	15.21	23.71	5.84
1971	18.07	28.74	8.46
1981	24.38	36.30	11.42
1991	38.55	54.99	20.44



SOURCE: Census

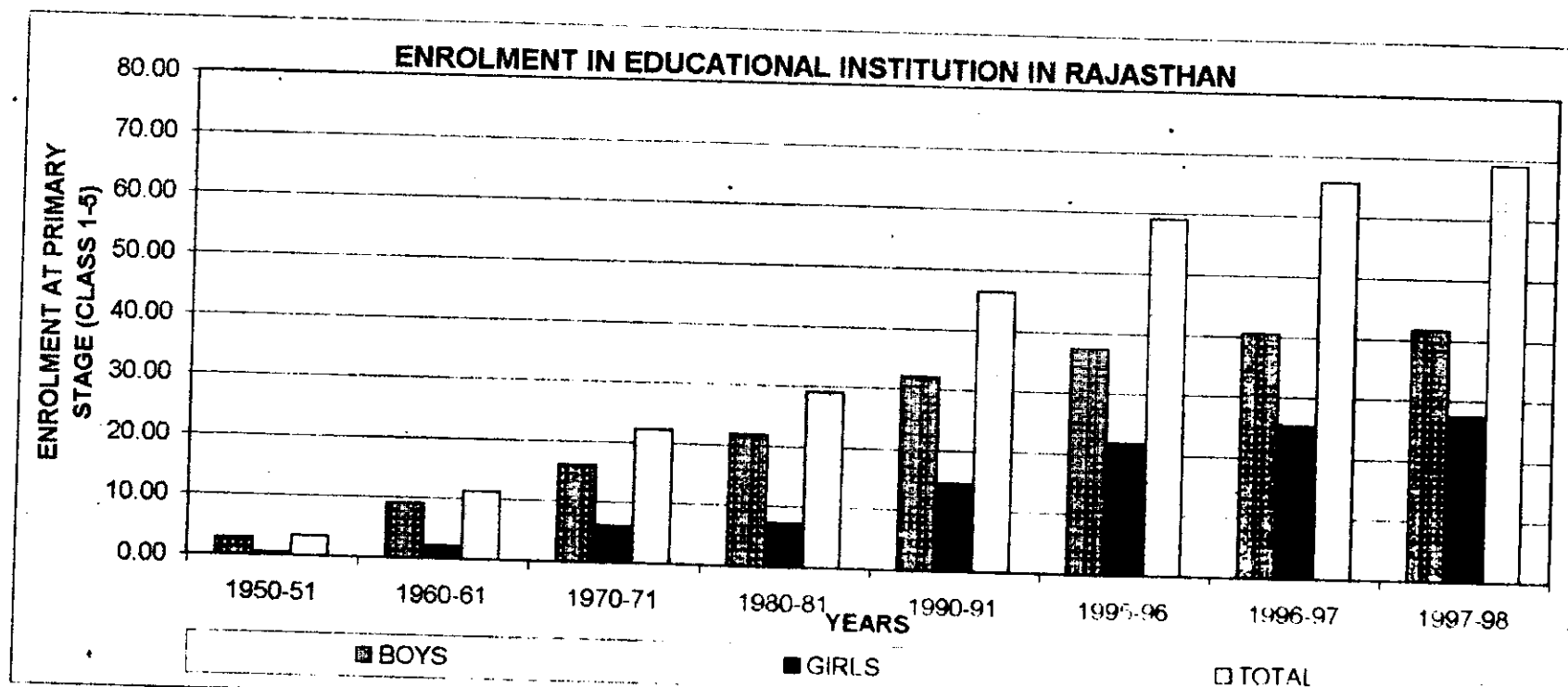
EDUCATIONAL INSTITUTIONS IN RAJASTHAN

YEAR	PRIMARY	UPPER PRIMARY	SECONDRY /SR.SEC
1950-51	4336	732	175
1960-61	14548	1416	537
1970-71	19330	2042	1034
1980-81	22510	5200	2467
1990-91	29817	9230	3956
1995-96	33758	12276	4721
1996-97	33584	13283	4996
1997-98	33839	14634	5347



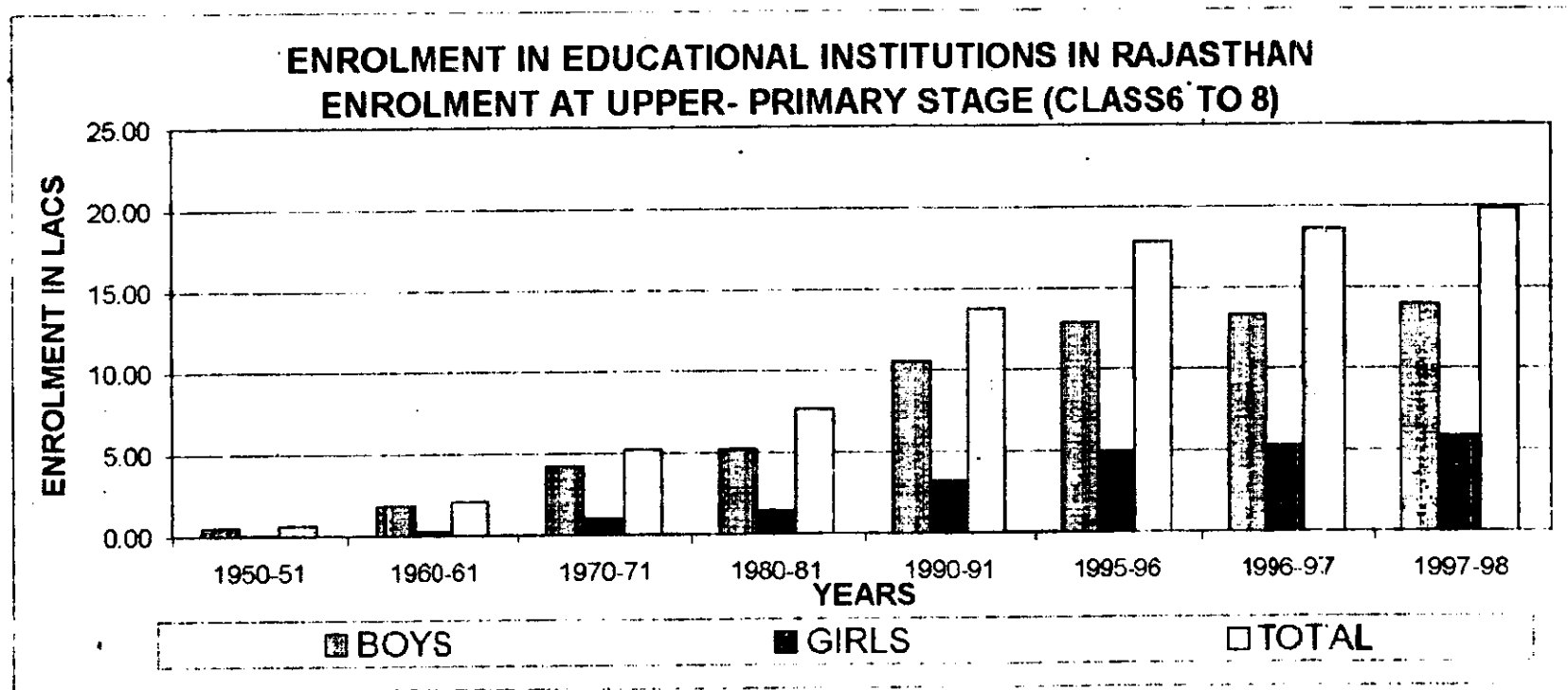
ENROLMENT IN EDUCATIONAL INSTITUTIONS IN RAJASTHAN
ENROLMENT AT PRIMARY STAGE (CLASS 1-5)

YEAR	ENROLMENT IN LACS		
	BOYS	GIRLS	TOTAL
1950-51	2.75	0.55	3.30
1960-61	8.99	2.15	11.14
1970-71	16.00	6.05	22.05
1980-81	21.85	7.22	29.07
1990-91	31.95	14.46	46.41
1995-96	37.20	21.84	59.04
1996-97	40.40	25.19	65.59
1997-98	41.64	27.31	68.95



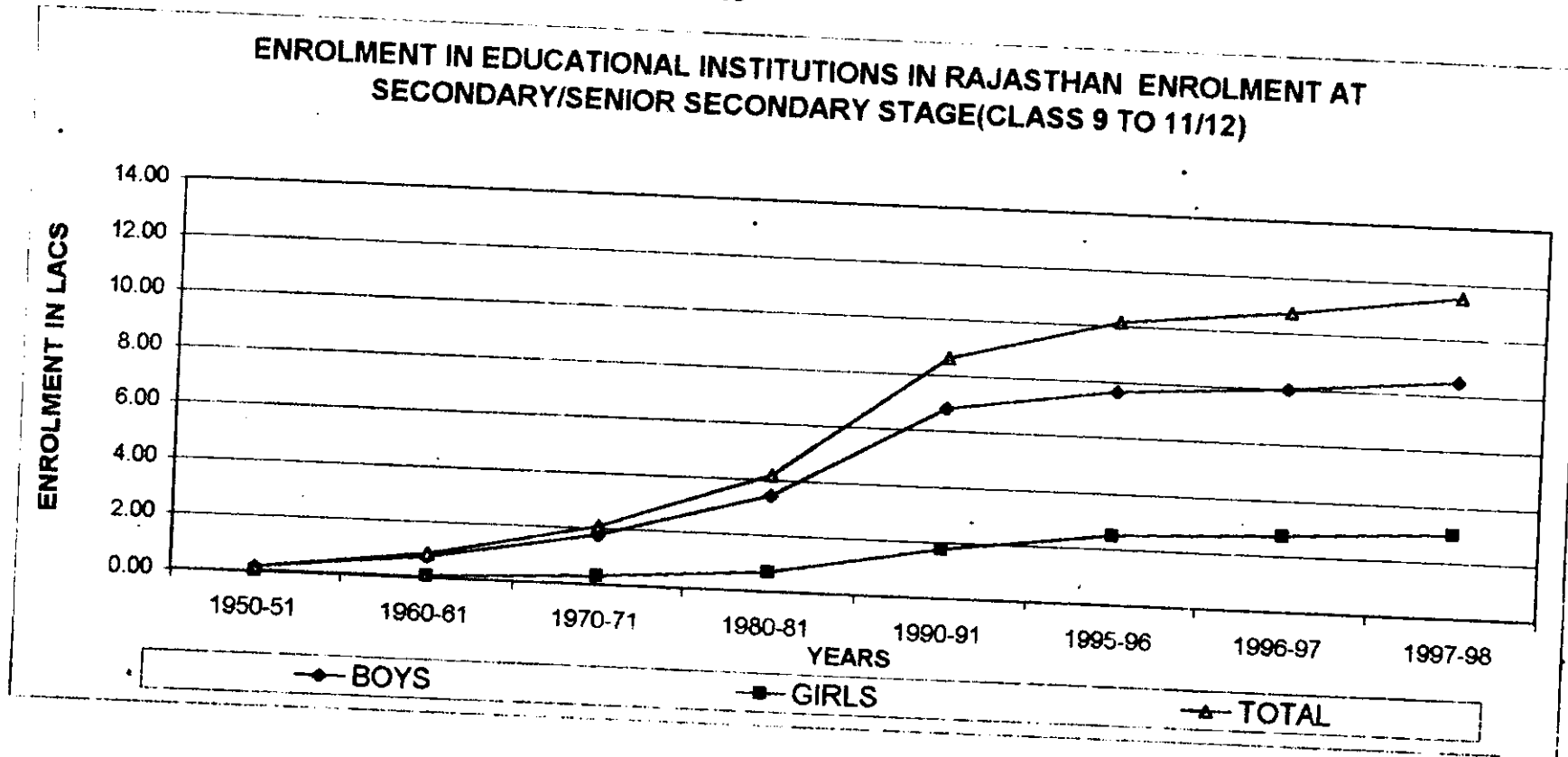
**ENROLMENT IN EDUCATIONAL INSTITUTIONS IN RAJASTHAN
ENROLMENT AT UPPER-PRIMARY STAGE (CLASS 6 TO 8)**

YEAR	ENROLMENT IN LACS		
	BOYS	GIRLS	TOTAL
1950-51	0.52	0.09	0.61
1960-61	1.79	0.28	2.07
1970-71	4.19	0.99	5.18
1980-81	5.20	1.46	7.66
1990-91	10.55	3.18	13.73
1995-96	12.85	4.92	17.77
1996-97	13.31	5.25	18.56
1997-98	13.96	5.82	19.78



ENROLMENT IN EDUCATIONAL INSTITUTIONS IN RAJASTHAN
 ENROLMENT AT SECONDARY/SENIOR SECONDARY STAGE
 (CLASS 9 TO 11/12)

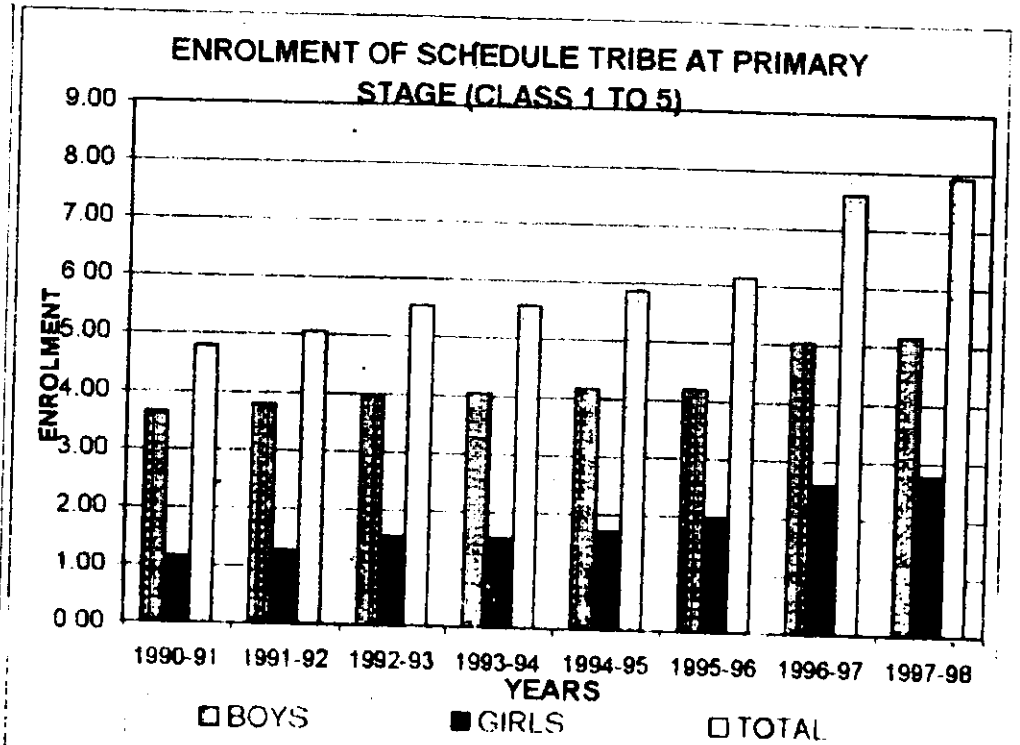
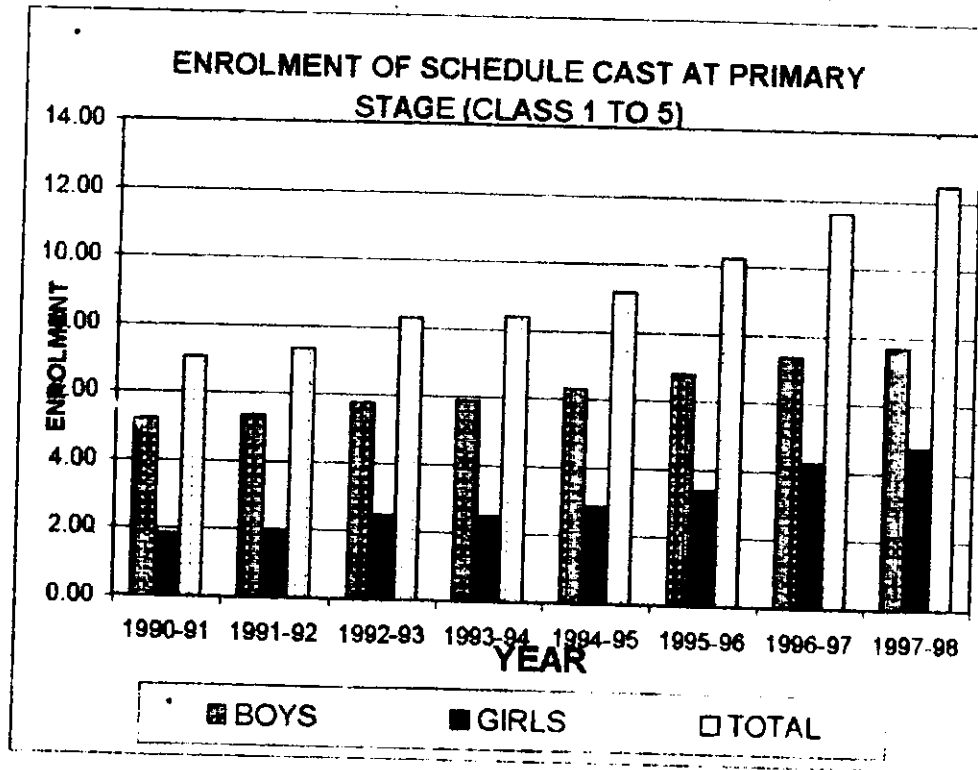
YEAR	ENROLMENT IN LACS		
	BOYS	GIRLS	TOTAL
1950-51	0.16	0.02	0.18
1960-61	0.78	0.08	0.86
1970-71	1.77	0.31	2.08
1980-81	3.45	0.71	4.16
1990-91	6.82	1.78	8.60
1995-96	7.64	2.50	10.14
1996-97	8.00	2.74	10.74
1997-98	8.49	3.01	11.50



ENROLMENT OF SCHEDULE CAST/SCHEDULE TRIBE STUDENTS
ENROLMENT AT PRIMARY STAGE (CLASS 1 TO 5)

YEAR	ENROLMENT OF SCHEDULE CAST			ENROLMENT OF SCHEDULE TRIBE		
	BOYS	GIRLS	TOTAL	BOYS	GIRLS	TOTAL
1990-91	5.18	1.85	7.03	3.64	1.14	4.78
1991-92	5.33	1.99	7.32	3.79	1.27	5.06
1992-93	5.78	2.48	8.26	3.98	1.54	5.52
1993-94	5.87	2.52	8.39	4.04	1.54	5.58
1994-95	6.28	2.88	9.16	4.16	1.70	5.86
1995-96	6.80	3.40	10.20	4.18	1.95	6.13
1996-97	7.37	4.23	11.60	5.04	2.57	7.61
1997-98	7.68	4.75	12.43	5.16	2.76	7.92

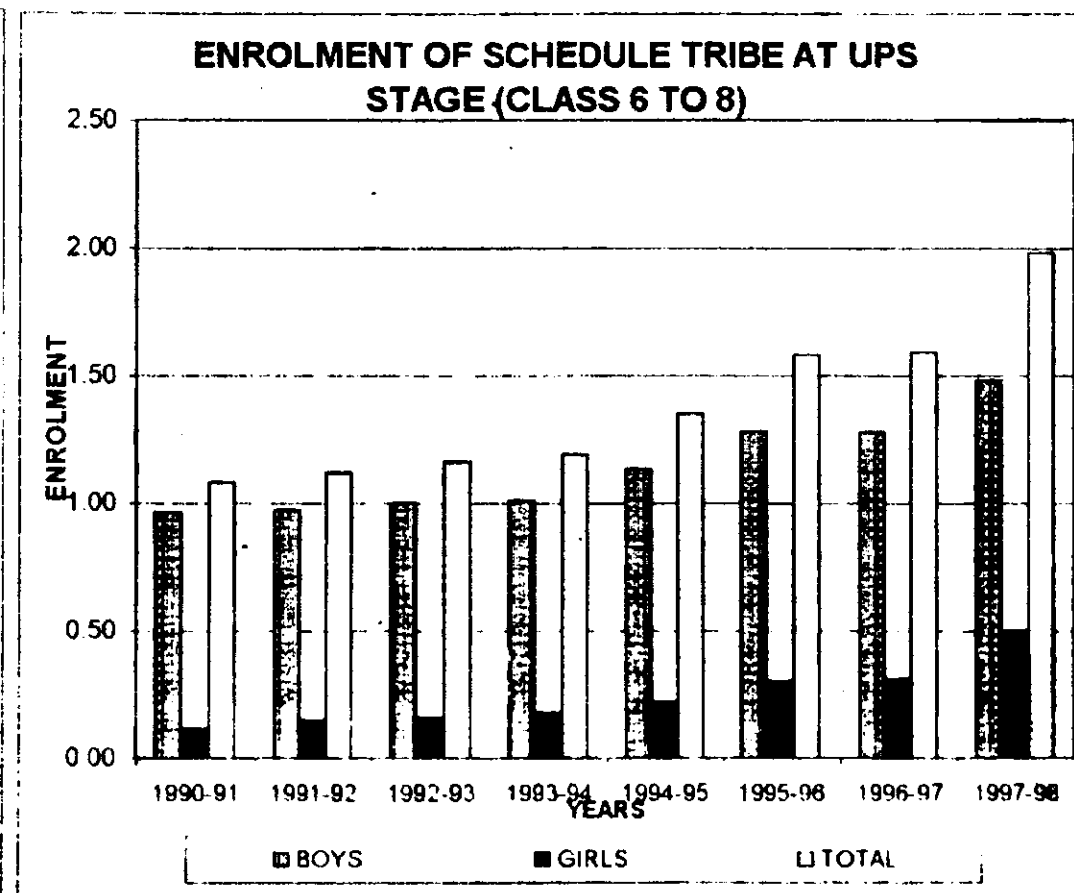
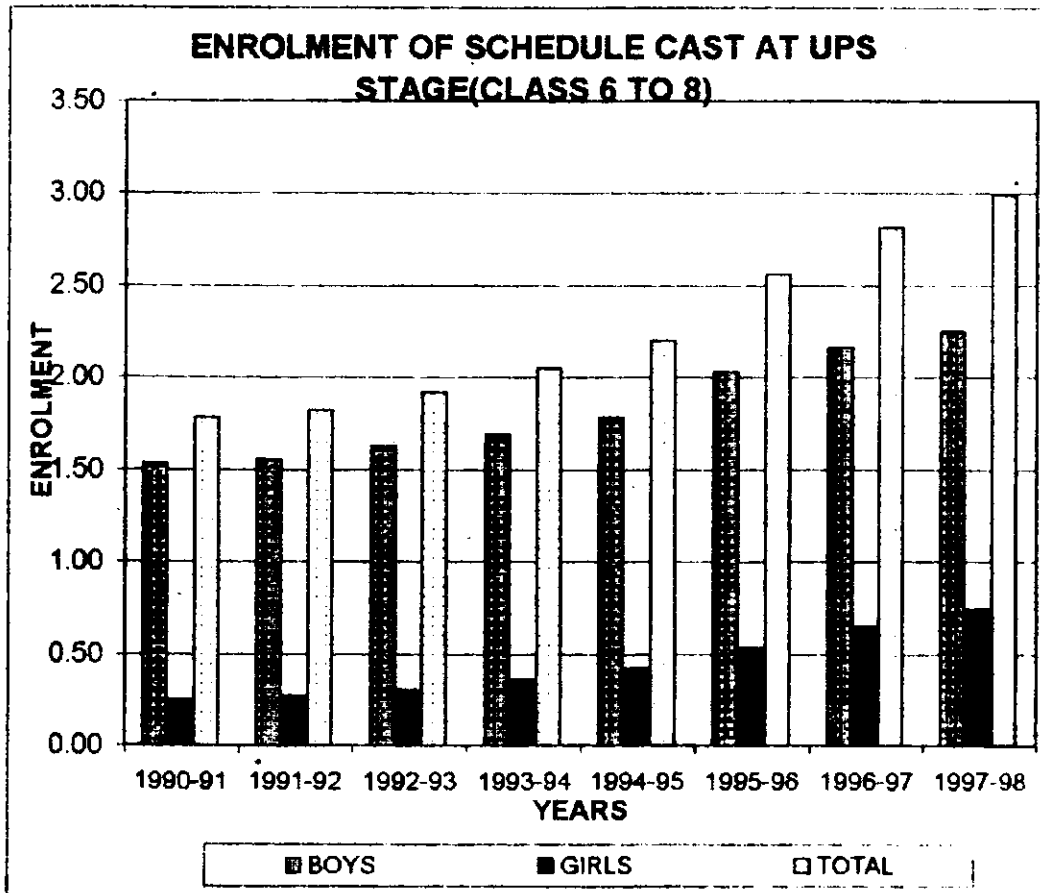
(Fig., in Lacs)



ENROLMENT OF SCHEDULE CAST/ SCHEDULE TRIBE STUDENTS
(IN LACS)

UPPER - PRIMARY STAGE (CLASS 6 TO 8)

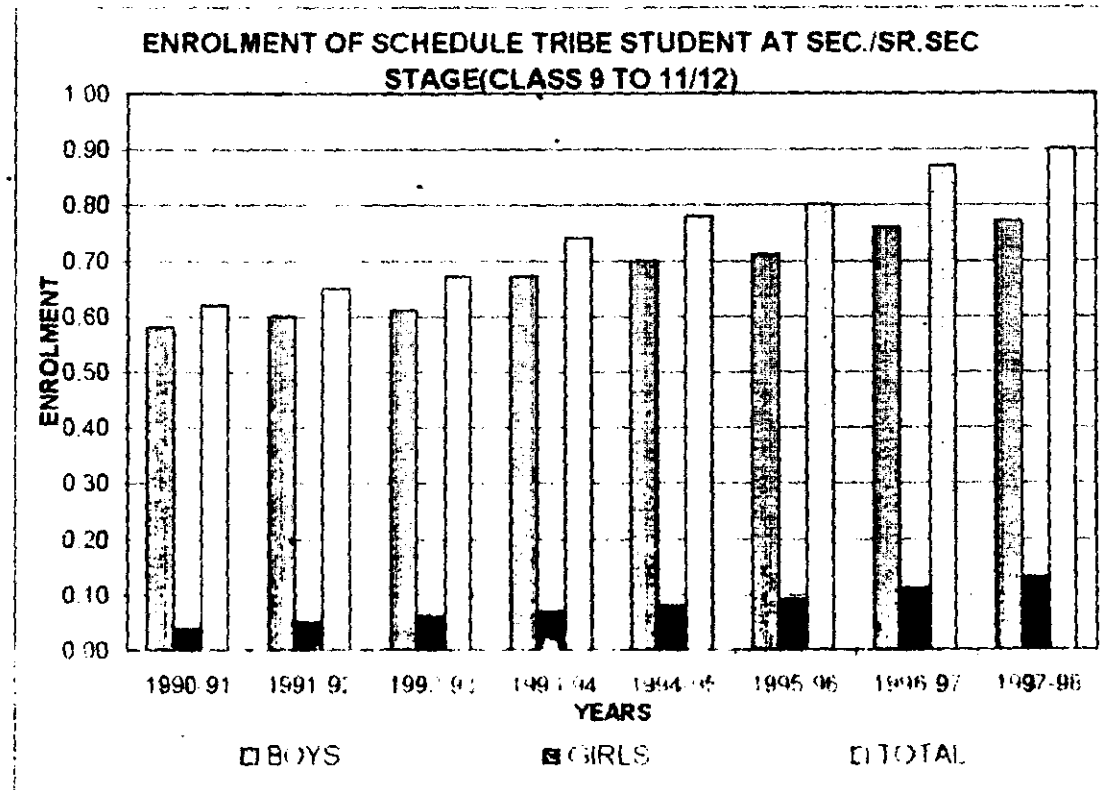
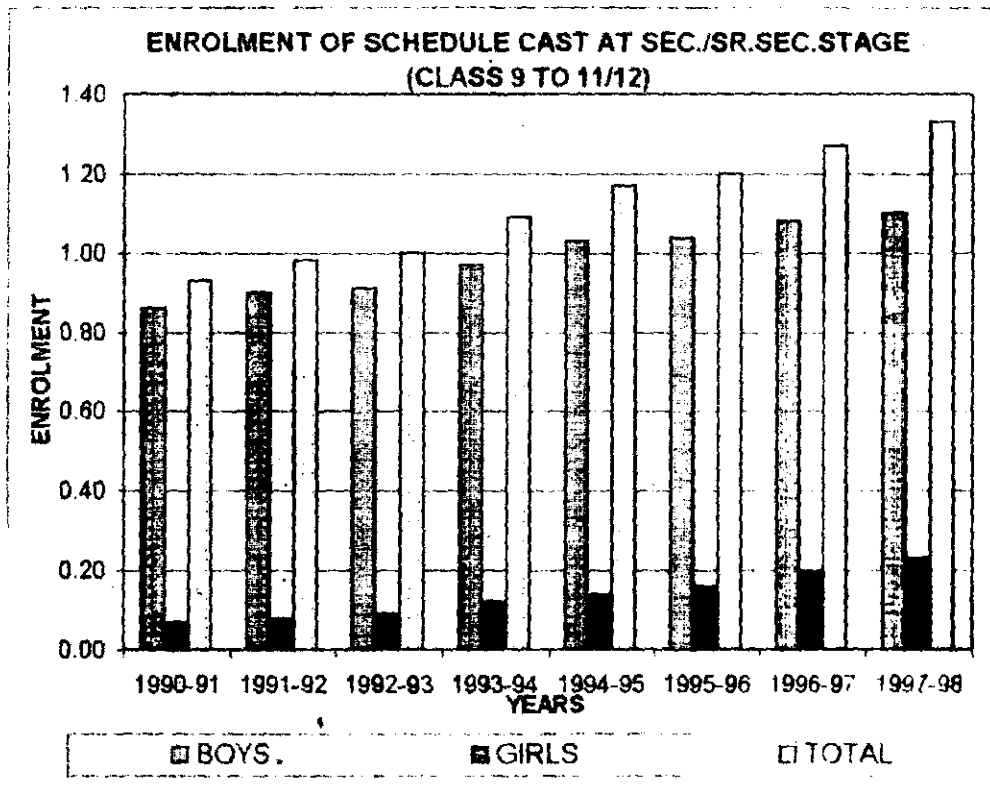
YEAR	ENROLMENT OF SCHEDULE CAST			ENROLMENT OF SCHEDULE TRIBE		
	BOYS	GIRLS	TOTAL	BOYS	GIRLS	TOTAL
1990-91	1.53	0.25	1.78	0.96	0.12	1.08
1991-92	1.55	0.27	1.82	0.97	0.15	1.12
1992-93	1.62	0.30	1.92	1.00	0.16	1.16
1993-94	1.69	0.36	2.05	1.01	0.18	1.19
1994-95	1.78	0.42	2.20	1.13	0.22	1.35
1995-96	2.03	0.53	2.56	1.28	0.30	1.58
1996-97	2.16	0.65	2.81	1.28	0.31	1.59
1997-98	2.25	0.74	2.99	1.48	0.50	1.98



ENROLMENT OF SCHEDULE CAST/SCHEDULE TRIBE STUDENTS
SECONDARY/ SENIOR SECONDARY STAGE (CLASS 9 TO 11/12)

(Fig in Lacs)

YEAR	ENROLMENT OF SCHEDULE CAST			ENROLMENT OF SCHEDULE TRIBE		
	BOYS	GIRLS	TOTAL	BOYS	GIRLS	TOTAL
1990-91	0.86	0.07	0.93	0.58	0.04	0.62
1991-92	0.90	0.08	0.98	0.60	0.05	0.65
1992-93	0.91	0.09	1.00	0.61	0.06	0.67
1993-94	0.97	0.12	1.09	0.67	0.07	0.74
1994-95	1.03	0.14	1.17	0.70	0.08	0.78
1995-96	1.04	0.16	1.20	0.71	0.09	0.80
1996-97	1.08	0.19	1.27	0.76	0.11	0.87
1997-98	1.10	0.23	1.33	0.77	0.13	0.90



STAGE WISE GROSS ENROLMENT RATIO IN RAJASTHAN (G.E.R.)

YEAR	PRIMARY STAGE (CLASS-1-5) AGE GROUP (6-11)			UPPER PRIMARY STAGE (CLASS 6-8) AGE GROUP (11-14)			SEC /SR. SEC STAGE (CLASS 9-12) AGE GROUP (14-17)		
	BOYS	GIRLS	TOTAL	BOYS	GIRLS	TOTAL	BOYS	GIRLS	TOTAL
1950-51	26.10	5.70	16.60	8.90	1.60	5.40	3.10	0.50	1.80
1955-56	37.70	9.10	24.10	15.30	2.00	8.90	6.60	0.60	3.80
1960-61	64.00	16.30	40.90	24.10	4.10	14.40	11.50	1.80	6.80
1965-66	75.40	23.40	40.30	32.70	6.10	19.80	16.70	2.40	9.80
1970-71	70.90	21.70	47.40	36.40	7.70	22.50	20.00	3.80	12.20
1975-76	85.60	30.40	59.40	39.60	10.30	25.70	22.60	4.80	14.00
1980-81	86.50	30.00	59.20	46.70	12.60	30.00	34.50	7.80	21.80
1985-86	109.60	45.30	78.50	59.70	15.80	38.30	26.40	6.00	16.60
1990-91	106.40	50.30	79.20	67.80	21.70	45.50	34.10	10.40	23.20
1995-96	119.30	75.80	98.40	75.80	31.60	54.60	28.70	10.20	19.90
1996-97	108.00	75.50	92.70	66.80	30.60	49.90	29.30	10.10	20.50
1997-98	111.80	81.50	97.40	70.00	33.80	53.30	30.40	11.70	21.50

Source: A Hand book of School Education (G.O.I.)

Note: Over age/ Under age enrolment possibility exist.

NUMBER OF TEACHERS IN EDUCATIONAL INSTITUTIONS IN RAJASTHAN (IN THOUSAND)

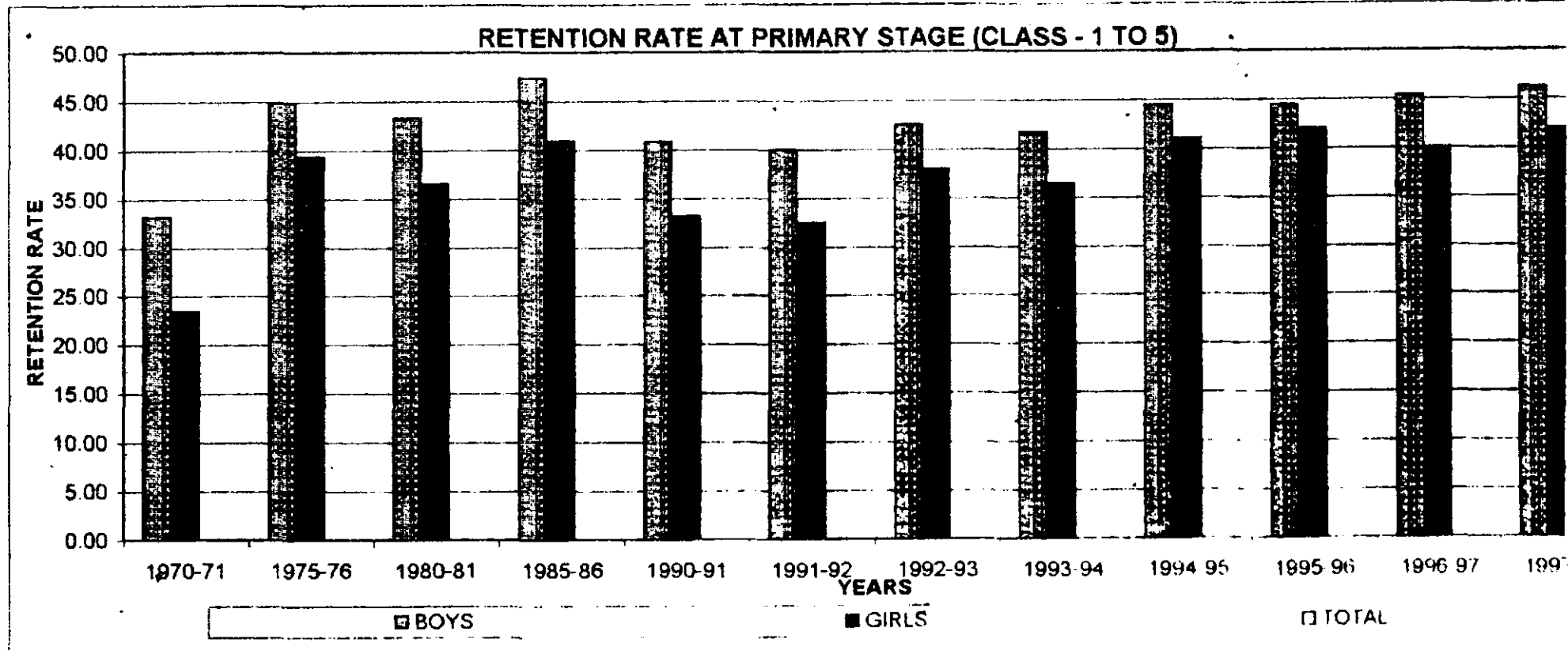
YEAR	PRIMARY SCHOOLS		UPPER PRIMARY SCHOOLS		SEC./SR.SEC. SCHOOLS		GRAND TOTAL	
	MALE	FEMALE	MALE	FEMALE	MALE	FEMALE	MALE	FEMALE
	1950-51	7.70	1.00	5.60	1.00	3.10	0.20	16.40
1960-61	25.60	2.90	11.40	2.30	8.40	1.20	45.40	6.40
1970-71	38.90	6.50	18.70	4.30	17.40	3.00	75.00	13.80
1980-81	37.30	10.50	34.50	9.00	32.50	7.40	104.30	26.90
1990-91	56.90	18.60	53.00	18.90	51.20	15.90	161.10	53.40
1995-96	67.80	27.50	68.60	23.00	57.80	21.80	194.30	72.30
1996-97	68.10	28.40	73.30	25.00	60.80	24.00	202.20	77.40
1997-98	69.70	28.30	79.20	28.00	65.10	25.70	214.00	82.00

TEACHER PUPIL RATIO IN RAJASTHAN- STATE

YEAR	PRIMARY SCHOOL	UPPER PRIMARY SCHOOL	SECONDARY SR. SECONDARY SCHOOL
1980-81	1:41	1:28	1:23
1990-91	1:41	1:30	1:24
1995-96	1:38	1:33	1:26
1996-97	1:41	1:34	1:26
1997-98	1:42	1:33	1:26

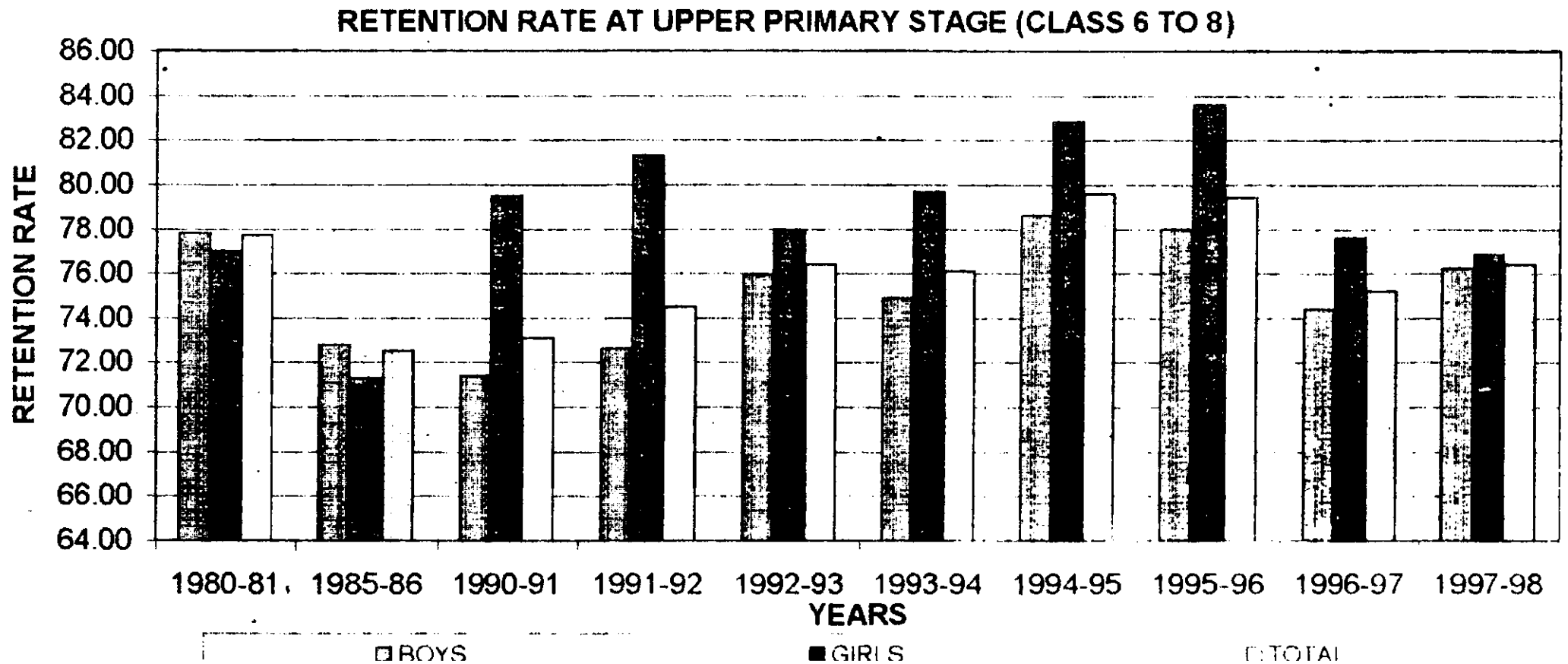
RETENTION RATE AT PRIMARY STAGE (CLASS-1 TO 5)

YEARS	BOYS	GIRLS	TOTAL
1970-71	33.20	23.50	31.10
1975-76	44.80	39.30	43.50
1980-81	43.30	36.60	41.60
1985-86	47.30	40.90	45.70
1990-91	40.80	33.20	38.40
1991-92	40.00	32.40	37.60
1992-93	42.50	38.00	41.00
1993-94	41.70	36.50	40.00
1994-95	44.50	41.00	43.40
1995-96	44.50	42.00	43.70
1996-97	45.30	40.00	43.40
1997-98	46.20	41.90	44.65



RETENTION RATE AT UPPER PRIMARY STAGE (CLASS 6 TO 8)

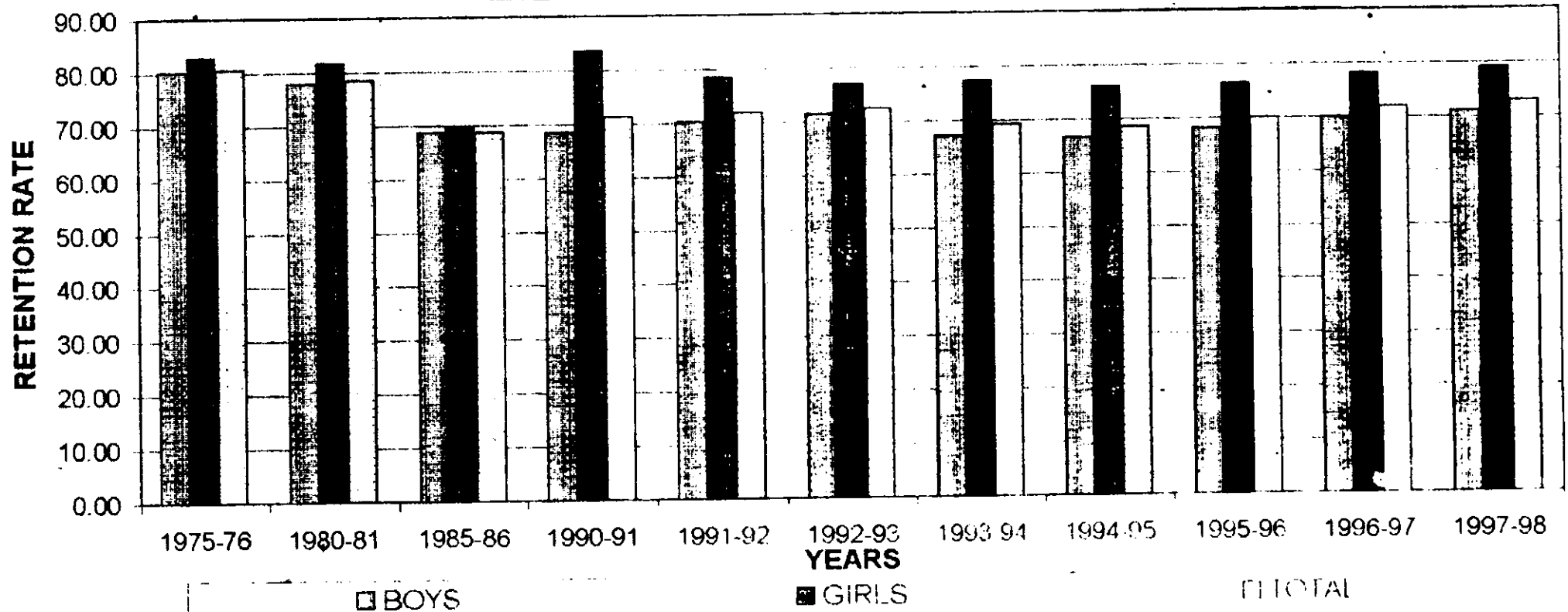
YEARS	BOYS	GIRLS	TOTAL
1980-81	77.80	77.00	77.70
1985-86	72.80	71.30	72.50
1990-91	71.40	79.50	73.10
1991-92	72.60	81.30	74.50
1992-93	75.90	78.00	76.40
1993-94	74.90	79.70	76.10
1994-95	78.60	82.80	79.60
1995-96	78.00	83.60	79.40
1996-97	74.40	77.60	75.20
1997-98	76.25	76.88	76.43



RETENTION RATE AT SECONDARY STAGE
(CLASS 9 TO 10)

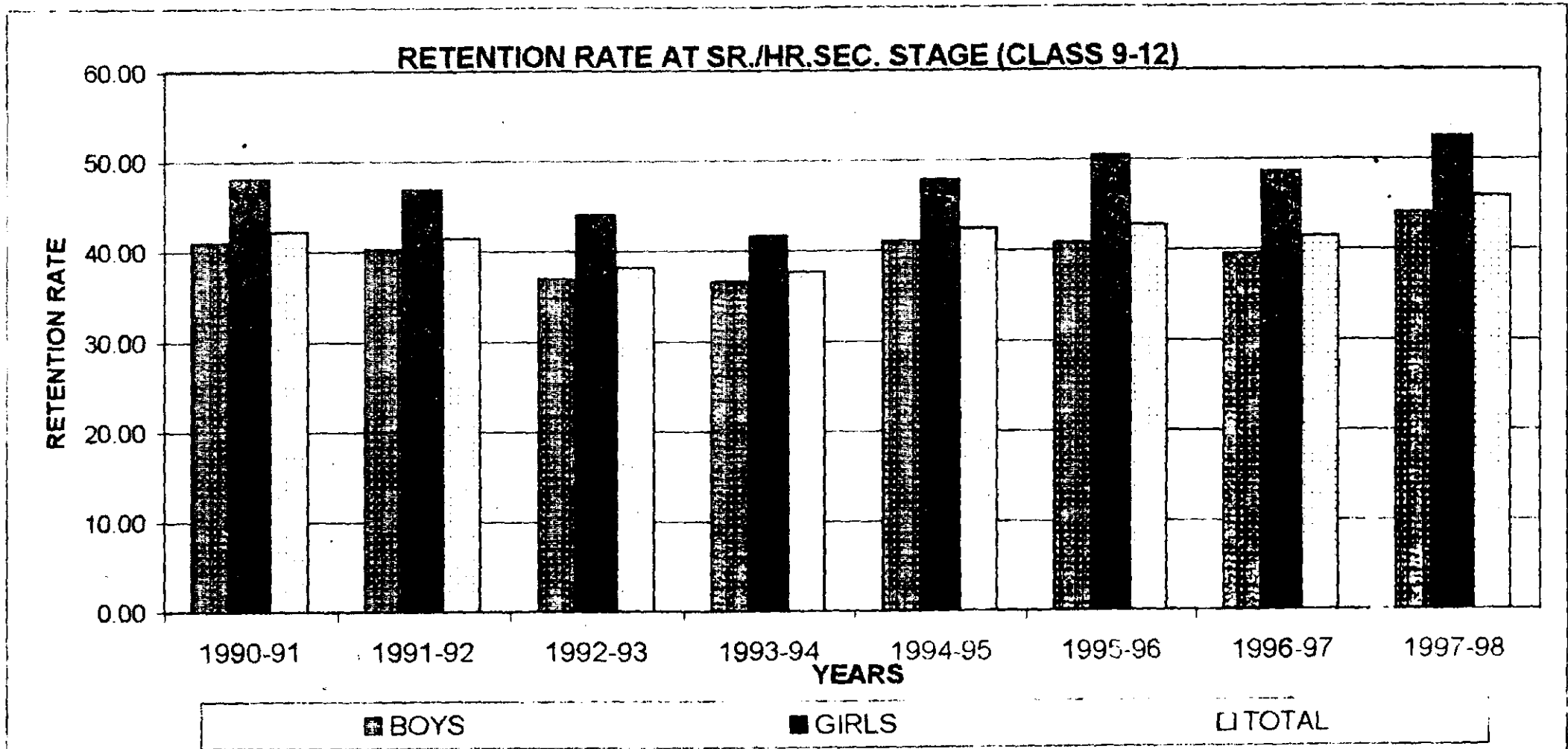
YEARS	BOYS	GIRLS	TOTAL
1975-76	80.10	82.80	80.50
1980-81	77.90	81.60	78.50
1985-86	68.60	69.30	68.70
1990-91	68.40	83.60	71.20
1991-92	70.20	78.50	71.90
1992-93	71.40	76.90	72.50
1993-94	67.10	77.30	69.20
1994-95	66.50	76.00	68.50
1995-96	68.00	76.40	69.90
1996-97	69.90	78.00	71.90
1997-98	70.84	78.97	72.88

RETENTION RATE AT SECONDARY STAGE



RETENTION RATE AT SR./HR. SEC STAGE
(CLASS 9-12)

YEARS	BOYS	GIRLS	TOTAL
1990-91	41.00	48.10	42.20
1991-92	40.30	46.90	41.50
1992-93	36.90	44.10	38.20
1993-94	36.60	41.70	37.70
1994-95	41.00	47.80	42.40
1995-96	40.80	50.40	42.80
1996-97	39.50	48.60	41.50
1997-98	44.02	52.46	45.94



PART-II

STATE TABLES

1997-98

OFFICE OF THE DIRECTOR, SECONDARY EDUCATION, RAJASTHAN, BIKANER
MANAGEMENT WISE SCHOOLS, YEAR 1997-98

SCHOOL	GOVERNMENT			LOCAL-BODIES			AIDED SCHOOL			UN-AIDED SCHOOLS			GRAND TOTAL		
	BOYS	GIRLS	TOTAL	BOYS	GIRLS	TOTAL	BOYS	GIRLS	TOTAL	BOYS	GIRLS	TOTAL	BOYS	GIRLS	TOTAL
PRE - PRIMARY	11	5	16	0	0	0	1	6	7	0	2	2	12	13	25
PRIMARY	1934	462	2396	27378	1604	28982	145	60	205	1991	240	2231	31448	2366	33814
UPPER PRIMARY	9427	1087	10514	0	0	0	215	64	279	3543	298	3841	13185	1449	14634
SECONDARY	2643	371	3014	0	0	0	45	30	75	614	46	660	3302	447	3749
SR. SECONDARY	981	240	1221	0	0	0	133	67	200	154	23	177	1268	330	1598
GRAND TOTAL	14996	2165	17161	27378	1604	28982	539	227	766	6302	609	6911	49215	4605	53820

OFFICE OF THE DIRECTOR, SECONDARY EDUCATION, RAJASTHAN, BIKANER
MANAGEMENT-WISE ENROLMENT, YEAR 1997-98

SCHOOL	GOVERNMENT			LOCAL-BODIES			AIDED SCHOOL			UN-AIDED SCHOOLS			GRAND TOTAL		
	BOYS	GIRLS	TOTAL	BOYS	GIRLS	TOTAL	BOYS	GIRLS	TOTAL	BOYS	GIRLS	TOTAL	BOYS	GIRLS	TOTAL
PRE - PRIMARY	1078	1067	2145	0	0	0	1342	1022	2364	712	654	1366	3132	2743	5875
PRIMARY	249972	187046	437018	1948249	1273395	3221644	39893	29237	69130	233620	137809	371429	2471734	1627487	4099221
UPPER PRI	1671759	927161	2598920	0	0	0	43480	34986	78466	561987	310725	872712	2277226	1272872	3550098
SECONDARY	623856	238437	862293	0	0	0	20238	21634	41872	202827	100050	302877	846921	360121	1207042
SR. SEC.	606340	222507	828847	0	0	0	104400	77041	181441	99529	50885	150414	810269	350433	1160702
TOTAL	3153005	1576218	4729223	1948249	1273395	3221644	209353	163920	373273	1098675	600123	1698798	6409282	3613656	10022938

OFFICE OF THE DIRECTOR, SECONDARY EDUCATION, RAJASTHAN, BIKANER
CLASS WISE ENROLMENT, YEAR 1997-98

CLASS	BOYS	GIRLS	TOTAL
PRE - PRIMARY	100209	76486	176695
FIRST	1486530	1113629	2600159
SECOND	845829	566115	1411944
THIRD	648294	394698	1042992
FOURTH	557665	310470	868135
FIFTH	525651	269853	795504
TOTAL PRE-PRIMARY TO FIFTH	4164178	2731251	6895429
SIXTH	555497	236916	792413
SEVENTH	443533	187131	630664
EIGHTH	397183	157547	554730
TOTAL SIXTH TO EIGHTH	1396213	581594	1977807
NINTH	338656	115955	454611
TENTH	229290	85701	314991
ELEVENTH	141193	50332	191525
TWELVTH	139752	48823	188575
TOTAL NINTH TO TWELVTH	848891	300811	1149702
GRAND TOTAL	6409282	3613656	10022938

OFFICE OF THE DIRECTOR, SECONDARY EDUCATION, RAJASTHAN, BIKANER
FACULTY WISE ENROLMENT IN SR.SEC. SCHOOLS, YEAR 1997-98

CLASS/PART	<-----ARTS----->			<-----SCIENCE----->			<-----COMMERCE----->			<---VOCATIONAL EDU.--->			<-----TOTAL----->		
	BOY	GIRL	TOTAL	BOY	GIRL	TOTAL	BOY	GIRL	TOTAL	BOY	GIRL	TOTAL	BOY	GIRL	TOTAL
ELEVENTH	78267	34445	112712	35223	8902	44125	21954	4885	26839	5749	2100	7849	141193	50332	191525
TWELVETH	79482	33542	113024	34810	8670	43480	41343	9073	50416	6071	2423	8494	139752	48823	188575
GRAND TOTAL	157749	67987	225736	70033	17572	87605	63297	13958	77255	11820	4523	16343	280945	99155	380100

OFFICE OF THE DIRECTOR, SECONDARY EDUCATION, RAJASTHAN, BIKANER
MANAGEMENT WISE SC ENROLMENT, YEAR 1997-98

SCHOOL	GOVERNMENT			LOCAL-BODIES			AIDED SCHOOL			UN-AIDED SCHOOLS			GRAND TOTAL		
	BOYS	GIRLS	TOTAL	BOYS	GIRLS	TOTAL	BOYS	GIRLS	TOTAL	BOYS	GIRLS	TOTAL	BOYS	GIRLS	TOTAL
PRE - PRIMARY	324	197	521	0	0	0	176	22	198	57	9	66	557	228	785
PRIMARY	53601	46754	100355	380748	228549	609297	4550	3135	7685	32606	16407	49013	471505	294845	766350
UPPER PRIMARY	320317	172421	492738	0	0	0	14623	4063	18686	69708	34859	104567	404648	211343	615991
SECONDARY	98998	28409	127407	0	0	0	2778	2191	4969	17966	9214	27180	119742	39814	159556
SR. SECONDARY	91535	18799	110334	0	0	0	7818	3879	11697	6184	3864	10048	105537	26542	132079
GRAND TOTAL	564775	266580	831355	380748	228549	609297	29945	13290	43235	126521	64353	190874	1101989	572772	1674761

OFFICE OF THE DIRECTOR, SECONDARY EDUCATION, RAJASTHAN, BIKANER
MANAGEMENT WISE ST ENROLMENT, YEAR 1997-98

SCHOOL	GOVERNMENT			LOCAL-BODIES			AIDED SCHOOL			UN-AIDED SCHOOLS			GRAND TOTAL		
	BOYS	GIRLS	TOTAL	BOYS	GIRLS	TOTAL	BOYS	GIRLS	TOTAL	BOYS	GIRLS	TOTAL	BOYS	GIRLS	TOTAL
PRE - PRIMARY	59	55	114	0	0	0	2	8	10	4	4	8	65	67	132
PRIMARY	15127	7092	22219	329249	180541	509790	1084	650	1734	11824	5460	17284	357284	193743	551027
UPPER PRIMARY	212526	98563	311089	0	0	0	1351	754	2105	31236	14638	45874	245113	113955	359068
SECONDARY	59994	14927	74921	0	0	0	885	606	1491	11456	4106	15562	72335	19639	91974
SR. SECONDARY	57912	9186	67098	0	0	0	2303	1165	3468	6225	1359	7584	66440	11710	78150
GRAND TOTAL	345618	129823	475441	329249	180541	509790	5625	3183	8808	60745	25567	86312	741237	339114	1080351

OFFICE OF THE DIRECTOR, SECONDARY EDUCATION, RAJASTHAN, BIKANER
CLASS WISE SC ENROLMENT, YEAR 1997-98

CLASS	BOYS	GIRLS	TOTAL
PRE - PRIMARY	12920	9018	21938
FIRST	290708	211468	502176
SECOND	155153	100292	255445
THIRD	119408	64403	183811
FOURTH	98680	47628	146308
FIFTH	90769	42304	133073
TOTAL PRE-PRIMARY TO FIFTH	767638	475113	1242751
SIXTH	90791	31205	121996
SEVENTH	72353	23715	96068
EIGHTH	61455	19157	80612
TOTAL SIXTH TO EIGHTH	224599	74077	298676
NINTH	46161	10995	57156
TENTH	29496	6942	36438
ELEVENTH	16787	2918	19705
TWELVTH	17308	2727	20035
TOTAL NINTH TO TWELVTH	109752	23582	133334
GRAND TOTAL	1101989	572772	1674761

OFFICE OF THE DIRECTOR, SECONDARY EDUCATION, RAJASTHAN, BIKANER
CLASS WISE ST ENROLMENT, YEAR 1997-98

CLASS	BOYS	GIRLS	TOTAL
PRE - PRIMARY	5077	3014	8091
FIRST	203812	127063	330875
SECOND	117200	63697	180897
THIRD	74228	37275	111503
FOURTH	61186	25124	86310
FIFTH	54098	20325	74423
TOTAL PRE-PRIMARY TO FIFTH	515601	276498	792099
SIXTH	61959	20990	82949
SEVENTH	47272	15451	62723
EIGHTH	39416	13132	52548
TOTAL SIXTH TO EIGHTH	148647	49573	198220
NINTH	30439	6011	36450
TENTH	20952	3879	24831
ELEVENTH	11907	1657	13564
TWELVTH	13691	1496	15187
TOTAL NINTH TO TWELVTH	76989	13043	90032
GRAND TOTAL	741237	339114	1080351

OFFICE OF THE DIRECTOR, SECONDARY EDUCATION, RAJASTHAN, BIKANER
FACULTY WISE ENROLMENT OF SC AND ST STUDENTS, YEAR 1997-98

FACULTY	CLASS	SCHEDULE CASTE ENROLMENT			SCHEDULE TRIBE ENROLMENT			←-- TOTAL (SC & ST ENROLMENT)-->		
		MALE	FEMALE	TOTAL	MALE	FEMALE	TOTAL	MALE	FEMALE	TOTAL
ARTS	11 th	11412	2133	13545	8800	1244	10044	20212	3377	23589
	12 th	11836	2034	13870	10324	1187	11511	22160	3221	25381
TOTAL		23248	4167	27415	19124	2431	21555	42372	6598	48970
SCIENCE	11 th	3466	501	3967	2181	242	2423	5647	743	6390
	12 th	3620	388	4008	2224	178	2402	5844	566	6410
TOTAL		7086	889	7975	4405	420	4825	11491	1309	12800
COMMERCE	11 th	1321	151	1472	459	72	531	1780	223	2003
	12 th	1158	131	1289	455	29	484	1613	160	1773
TOTAL		2479	282	2761	914	101	1015	3393	383	3776
VOCATIONAL	11 th	588	133	721	467	99	566	1055	232	1287
	12 th	694	174	868	688	102	790	1382	276	1658
TOTAL		1282	307	1589	1155	201	1356	2437	508	2945
ALL FACULTY	11 th	16787	2918	19705	11907	1657	13564	28694	4575	33269
	12 th	17308	2727	20035	13691	1496	15187	30999	4223	35222
GRAND TOTAL		34095	5645	39740	25598	3153	28751	59693	8798	68491

OFFICE OF THE DIRECTOR, SECONDARY EDUCATION, RAJASTHAN, BIKANER
MANAGEMENT WISE TEACHERS, YEAR 1997-98

SCHOOL	GOVERNMENT			LOCAL-BODIES			AIDED SCHOOL			UN-AIDED SCHOOLS			GRAND TOTAL		
	MALE	FEMALE	TOTAL	MALE	FEMALE	TOTAL	MALE	FEMALE	TOTAL	MALE	FEMALE	TOTAL	MALE	FEMALE	TOTAL
PRE - PRIMARY	11	93	104	0	0	0	15	68	83	14	28	42	40	189	229
PRIMARY	5703	4506	10209	56109	17814	73923	587	991	1578	7284	4828	12112	69683	28139	97822
UPPER PRIMARY	57956	15455	73411	0	0	0	895	1288	2183	20405	11217	31622	79256	27960	107216
SECONDARY	29106	7248	36354	0	0	0	459	784	1243	6169	4760	10929	35734	12792	48526
SR. SECONDARY	24059	7532	31591	0	0	0	2772	2610	5382	2569	2775	5344	29400	12917	42317
GRAND TOTAL	116835	34834	151669	56109	17814	73923	4728	5741	10469	36441	23608	60049	214113	81997	296110

OFFICE OF THE DIRECTOR, SECONDARY EDUCATION, RAJASTHAN, BIKANER
 TRAINED - UNTRAINED TEACHERS, YEAR 1997-98

SCHOOL	<---- TRAINED TEACHERS ---->			<---- UNTRAINED TEACHERS ---->			<-- TOTAL (TRAINED+UNTRAINED) -->		
	MALE	FEMALE	TOTAL	MALE	FEMALE	TOTAL	MALE	FEMALE	TOTAL
PRE - PRIMARY	31	175	206	9	24	33	40	199	239
PRIMARY	64644	24172	88816	5039	3967	9006	69683	28139	97822
UPPER PRIMARY	69941	21603	91544	9315	6357	15672	79256	27960	107216
SECONDARY	33778	10621	44399	1956	2171	4127	35734	12792	48526
SR. SECONDARY	28639	11747	40386	761	1160	1921	29400	12907	42307
GRAND TOTAL	197033	68318	265351	17080	13679	30759	214113	81997	296110

OFFICE OF THE DIRECTOR, SECONDARY EDUCATION, RAJASTHAN, BIKANER
POST WISE CLASSIFICATION OF TEACHERS, YEAR 1997-98

SCHOOL	PRINCIPLE		VICE-PRINCIPLE		HEAD-MASTER		LECTURER		SENIOR-TEACHER		TEACHER		<--- GRAND TOTAL --->		
	MALE	FEMALE	MALE	FEMALE	MALE	FEMALE	MALE	FEMALE	MALE	FEMALE	MALE	FEMALE	MALE	FEMALE	TOTAL
PRE - PRIMARY	0	0	0	0	0	4	0	0	16	59	24	126	40	189	229
PRIMARY	0	1	0	0	1	1	0	2	466	137	69216	27998	69683	28139	97822
UPPER PRIMARY	0	0	0	0	0	1	17	3	10900	1515	68339	26441	79256	27960	107216
SECONDARY	8	4	4	0	3079	520	6	3	15340	3919	17297	8346	35734	12792	48526
SR. SECONDARY	1170	356	512	108	21	13	10970	3257	9021	4034	7706	5149	29400	12917	42317
GRAND TOTAL	1178	361	516	108	3101	539	10993	3265	35743	9664	162582	68060	214113	81997	296110

OFFICE OF THE DIRECTOR, SECONDARY EDUCATION, RAJASTHAN, BIKANER
 TRAINED-UNTRAINED SCHEDULE CASTE TEACHERS, YEAR 1997-98

SCHOOL	TRAINED TEACHERS			UNTRAINED TEACHERS			TOTAL (TRAINED+UNTRAINED)		
	MALE	FEMALE	TOTAL	MALE	FEMALE	TOTAL	MALE	FEMALE	TOTAL
PRE-PRIMARY	0	2	2	0	0	0	0	2	2
PRIMARY	10225	1508	11733	577	158	735	10802	1666	12468
UPPER PRIMARY	9357	1053	10415	1063	228	1291	10420	1286	11706
SECONDARY	4285	321	4606	129	42	171	4414	363	4777
SR SECONDARY	2131	136	2377	62	0	77	2249	295	2454
GRAND TOTAL	26048	3085	29133	1837	427	2274	27305	3502	31107

OFFICE OF THE DIRECTOR, SECONDARY EDUCATION, RAJASTHAN, BIKANER
 TRAINED - UNTRAINED SCHEDULE TRIBE TEACHERS, YEAR 1997-98

SCHOOL	----- TRAINED TEACHERS ----->			<----- UNTRAINED TEACHERS ----->			<-- TOTAL (TRAINED+UNTRAINED) -->		
	MALE	FEMALE	TOTAL	MALE	FEMALE	TOTAL	MALE	FEMALE	TOTAL
PRE - PRIMARY	0	0	0	0	0	0	0	0	0
PRIMARY	5588	703	6291	405	76	481	5993	779	6772
UPPER PRIMARY	4482	374	4856	262	54	316	4744	428	5172
SECONDARY	1775	88	1863	40	8	48	1815	96	1911
SR. SECONDARY	996	51	1047	15	1	16	1011	52	1063
GRAND TOTAL	12841	1216	14057	722	139	861	13563	1355	14918

OFFICE OF THE DIRECTOR, SECONDARY EDUCATION, RAJASTHAN, BIKANER
MANAGEMENT WISE SCHOOLS IN RURAL AREA, YEAR 1997-98

SCHOOL	GOVERNMENT			LOCAL-BODIES			AIDED SCHOOL			UN-AIDED SCHOOLS			GRAND TOTAL		
	BOYS	GIRLS	TOTAL	BOYS	GIRLS	TOTAL	BOYS	GIRLS	TOTAL	BOYS	GIRLS	TOTAL	BOYS	GIRLS	TOTAL
PRE - PRIMARY	3	1	4	0	0	0	0	0	0	0	0	0	3	1	4
PRIMARY	14	5	19	27378	1604	28982	105	2	107	962	109	1071	28459	1720	30179
UPPER PRIMARY	8725	899	9624	0	0	0	9	5	14	1428	59	1487	10162	963	11125
SECONDARY	2483	266	2749	0	0	0	8	1	9	94	1	95	2585	268	2853
SR. SECONDARY	739	50	789	0	0	0	9	3	12	10	0	10	758	53	811
GRAND TOTAL	11964	1221	13185	27378	1604	28982	131	11	142	2494	169	2663	41967	3005	44972

LIBRARY & DOCUMENTATION CENTRE
 National Institute of Educational
 Planning and Administration,
 17-B, Sri Aurobindo Marg,
 New Delhi-110016
 DOC. No. D-10177
 Date 30.5.98

OFFICE OF THE DIRECTOR, SECONDARY EDUCATION, RAJASTHAN, BIKANER
MANAGEMENT WISE ENROLMENT IN RURAL AREA, YEAR 1997-98

SCHOOL	GOVERNMENT			LOCAL-BODIES			AIDED SCHOOL			UN-AIDED SCHOOLS			GRAND TOTAL		
	BOYS	GIRLS	TOTAL	BOYS	GIRLS	TOTAL	BOYS	GIRLS	TOTAL	BOYS	GIRLS	TOTAL	BOYS	GIRLS	TOTAL
PRE - PRIMARY	142	120	262	0	0	0	0	0	0	0	0	0	142	120	262
PRIMARY	1219	1173	2392	1948	249	1273	3395	3221	644	9858	8430	18288	94765	47378	142143
UPPER PRI	1536	225	807	704	234	3929	0	0	0	2572	1619	4191	205105	84281	289386
SECONDARY	556	315	179	750	736	065	0	0	0	2326	1194	3520	27949	11161	39110
SR. SEC.	342	191	608	23	403	014	0	0	0	4697	2721	7418	6013	1418	7431
TOTAL	2436	092	1049	570	3485	662	1948	249	1273	3395	3221	644	19453	13964	33417
													333832	144238	478070
													4737626	2481167	7218793

OFFICE OF THE DIRECTOR, SECONDARY EDUCATION, RAJASTHAN, BIKANER
CLASS WISE ENROLMENT IN RURAL AREA, YEAR 1997-98

CLASS	BOYS	GIRLS	TOTAL
PRE - PRIMARY	17825	9881	27706
FIRST	1229935	919731	2149666
SECOND	685358	437311	1122669
THIRD	522311	293147	815458
FOURTH	429332	220990	650322
FIFTH	401981	181726	583707
TOTAL PRE-PRIMARY TO FIFTH	3286742	2062786	5349528
SIXTH	409092	136788	545880
SEVENTH	319470	101482	420952
EIGHTH	274953	83245	358198
TOTAL SIXTH TO EIGHTH	1003515	321515	1325030
NINTH	210861	46055	256916
TENTH	135219	31161	166380
ELEVENTH	52785	10332	63117
TWELVTH	48504	9318	57822
TOTAL NINTH TO TWELVTH	447369	96866	544235
GRAND TOTAL	4737626	2481167	7218793

OFFICE OF THE DIRECTOR, SECONDARY EDUCATION, RAJASTHAN, BIKANER
MANAGEMENT WISE TEACHERS IN RURAL AREA, YEAR 1997-98

SCHOOL	GOVERNMENT			LOCAL-BODIES			AIDED SCHOOL			UN-AIDED SCHOOLS			GRAND TOTAL		
	MALE	FEMALE	TOTAL	MALE	FEMALE	TOTAL	MALE	FEMALE	TOTAL	MALE	FEMALE	TOTAL	MALE	FEMALE	TOTAL
RE - PRIMARY	3	4	7	0	0	0	0	0	0	0	0	0	3	4	7
PRIMARY	41	22	63	56109	17814	73923	302	160	462	3948	1299	5247	60400	19295	79695
UPPER PRIMARY	50282	10208	60490	0	0	0	74	43	117	8588	1863	10451	58944	12114	71058
SECONDARY	27030	4661	31691	0	0	0	81	33	114	1051	198	1249	28162	4892	33054
HIGHER SECONDARY	14457	1507	15964	0	0	0	147	73	220	238	43	281	14842	1623	16465
GRAND TOTAL	91813	16402	108215	56109	17814	73923	604	309	913	13825	3403	17228	162351	37928	200279

OFFICE OF THE DIRECTOR, SECONDARY EDUCATION, RAJASTHAN, BIKANER
 TRAINED-UNTRAINED SCHEDULE CASTE TEACHERS IN RURAL AREA, YEAR 1997-98

SCHOOL	<---- TRAINED TEACHERS ---->			<---- UNTRAINED TEACHERS ---->			<-- TOTAL (TRAINED+UNTRAINED) -->		
	MALE	FEMALE	TOTAL	MALE	FEMALE	TOTAL	MALE	FEMALE	TOTAL
PRE - PRIMARY	0	0	0	0	0	0	0	0	0
PRIMARY	8551	879	9430	312	105	417	8863	984	9847
UPPER PRIMARY	7640	718	8358	756	86	842	8396	804	9200
SECONDARY	3291	209	3500	54	8	62	3345	217	3562
SR. SECONDARY	1423	49	1472	13	0	13	1436	49	1485
GRAND TOTAL	20905	1855	22760	1135	199	1334	22040	2054	24094

OFFICE OF THE DIRECTOR, SECONDARY EDUCATION, RAJASTHAN, BIKANER
TRAINED-UNTRAINED SCHEDULE TRIBE TEACHERS IN RURAL AREA, YEAR 1997-98

SCHOOL	<---- TRAINED TEACHERS ---->			<---- UNTRAINED TEACHERS ---->			<-- TOTAL (TRAINED+UNTRAINED) -->		
	MALE	FEMALE	TOTAL	MALE	FEMALE	TOTAL	MALE	FEMALE	TOTAL
PRE - PRIMARY	0	0	0	0	0	0	0	0	0
PRIMARY	5203	542	5745	592	69	661	5795	611	6406
UPPER PRIMARY	4018	316	4334	360	40	400	4378	356	4734
SECONDARY	1546	70	1616	22	5	27	1568	75	1643
SR. SECONDARY	775	21	796	11	0	11	786	21	807
GRAND TOTAL	11542	949	12491	985	114	1099	12527	1063	13590

OFFICE OF THE DIRECTOR, SECONDARY EDUCATION, RAJASTHAN, BIKANER
 TRAINED-UNTRAINED SCHEDULE CASTE TEACHERS IN RURAL AREA, YEAR 1997-98

SCHOOL	<----- TRAINED TEACHERS ----->			<----- UNTRAINED TEACHERS ----->			<-- TOTAL (TRAINED+UNTRAINED) -->		
	MALE	FEMALE	TOTAL	MALE	FEMALE	TOTAL	MALE	FEMALE	TOTAL
PRE - PRIMARY	0	0	0	0	0	0	0	0	0
PRIMARY	8551	879	9430	312	105	417	8863	984	9847
UPPER PRIMARY	7640	718	8358	756	86	842	8396	804	9200
SECONDARY	3291	209	3500	54	8	62	3345	217	3562
SR. SECONDARY	1423	49	1472	13	0	13	1436	49	1485
GRAND TOTAL	20905	1855	22760	1135	199	1334	22040	2054	24094

OFFICE OF THE DIRECTOR, SECONDARY EDUCATION, RAJASTHAN, BIKANER
TRAINED-UNTRAINED SCHEDULE TRIBE TEACHERS IN RURAL AREA, YEAR 1997-98

SCHOOL	<---- TRAINED TEACHERS ---->			<---- UNTRAINED TEACHERS ---->			<-- TOTAL (TRAINED+UNTRAINED) -->		
	MALE	FEMALE	TOTAL	MALE	FEMALE	TOTAL	MALE	FEMALE	TOTAL
PRE - PRIMARY	0	0	0	0	0	0	0	0	0
PRIMARY	5203	542	5745	592	69	661	5795	611	6406
UPPER PRIMARY	4018	316	4334	360	40	400	4378	356	4734
SECONDARY	1546	70	1616	22	5	27	1568	75	1643
SR. SECONDARY	775	21	796	11	0	11	786	21	807
GRAND TOTAL	11542	949	12491	985	114	1099	12527	1063	13590

OFFICE OF THE DIRECTOR, SECONDARY EDUCATION, RAJASTHAN, BIKANER
MANAGEMENT WISE SCHOOLS IN TRIABLE AREA, YEAR 1997-98

SCHOOL	GOVERNMENT			LOCAL-BODIES			AIDED SCHOOL			UN-AIDED SCHOOLS			GRAND TOTAL		
	BOYS	GIRLS	TOTAL	BOYS	GIRLS	TOTAL	BOYS	GIRLS	TOTAL	BOYS	GIRLS	TOTAL	BOYS	GIRLS	TOTAL
PRE - PRIMARY	0	1	1	0	0	0	0	0	0	0	0	0	0	1	1
PRIMARY	68	19	87	3318	51	3369	0	1	1	114	0	114	3500	71	3571
UPPER PRIMARY	973	100	1073	0	0	0	1	0	1	70	0	70	1044	100	1144
SECONDARY	216	28	244	0	0	0	2	0	2	9	0	9	227	28	255
SR. SECONDARY	87	13	100	0	0	0	2	0	2	7	0	7	96	13	109
GRAND TOTAL	1344	161	1505	3318	51	3369	5	1	6	200	0	200	4867	213	5080

OFFICE OF THE DIRECTOR, SECONDARY EDUCATION, RAJASTHAN, BIKANER
MANAGEMENT WISE ENROLMENT IN TRIABLE AREA, YEAR 1997-98

SCHOOL	GOVERNMENT			LOCAL-BODIES			AIDED SCHOOL			UN-AIDED SCHOOLS			GRAND TOTAL		
	BOYS	GIRLS	TOTAL	BOYS	GIRLS	TOTAL	BOYS	GIRLS	TOTAL	BOYS	GIRLS	TOTAL	BOYS	GIRLS	TOTAL
PRE - PRIMARY	65	80	145	0	0	0	0	0	0	0	0	0	65	80	145
PRIMARY	4959	4967	9926	201815	119911	321726	141	207	348	9943	4772	14715	216858	129857	346715
UPPER PRI	149715	87258	236973	0	0	0	304	208	512	11369	6867	18236	161388	94333	255721
SECONDARY	38115	17706	55821	0	0	0	860	212	1072	2545	1460	4005	41520	19378	60898
SR. SEC.	36628	13311	49939	0	0	0	860	307	1167	2836	1635	4471	40324	15253	55577
TOTAL	229482	123322	352804	201815	119911	321726	2165	934	3099	26693	14734	41427	460155	258901	719056

OFFICE OF THE DIRECTOR, SECONDARY EDUCATION, RAJASTHAN, BIKANER
CLASS WISE ENROLMENT IN TRIABLE AREA, YEAR 1997-98

CLASS	BOYS	GIRLS	TOTAL
PRE - PRIMARY	739	1229	1968
FIRST	130524	86765	217289
SECOND	71937	46039	117976
THIRD	51115	30261	81376
FOURTH	42817	23378	66195
FIFTH	36819	19329	56148
TOTAL PRE-PRIMARY TO FIFTH	333951	207001	540952
SIXTH	36445	14901	51346
SEVENTH	28229	11821	40050
EIGHTH	23833	9392	33225
TOTAL SIXTH TO EIGHTH	88507	36114	124621
NINTH	14122	6228	20350
TENTH	9943	4541	14484
ELEVENTH	6341	2570	8911
TWELVTH	7291	2447	9738
TOTAL NINTH TO TWELVTH	37697	15786	53483
GRAND TOTAL	460155	258901	719056

OFFICE OF THE DIRECTOR, SECONDARY EDUCATION, RAJASTHAN, BIKANER
MANAGEMENT WISE TEACHERS IN TRIABLE AREA, YEAR 1997-98

SCHOOL	GOVERNMENT			LOCAL-BODIES			AIDED SCHOOL			UN-AIDED SCHOOLS			GRAND TOTAL		
	MALE	FEMALE	TOTAL	MALE	FEMALE	TOTAL	MALE	FEMALE	TOTAL	MALE	FEMALE	TOTAL	MALE	FEMALE	TOTAL
PRE - PRIMARY	0	4	4	0	0	0	0	0	0	0	0	0	0	4	4
PRIMARY	136	147	283	5994	2378	8372	4	11	15	516	175	691	6650	2711	9361
UPPER PRIMARY	5853	1513	7366	0	0	0	5	4	9	537	286	823	6395	1803	8198
SECONDARY	2431	569	3000	0	0	0	15	14	29	82	79	161	2528	662	3190
SR. SECONDARY	1882	394	2276	0	0	0	20	14	34	107	96	203	2009	504	2513
GRAND TOTAL	10302	2627	12929	5994	2378	8372	44	43	87	1242	636	1878	17582	5684	23266

MANANGMENTWISE SANSKRIT INSTITUTIONS, YEAR 1997-98

SCHOOL LEVEL	GOVERNMENT			AIDED			UNAIDED			TOTAL		
	BOYS	GIRLS	TOTAL	BOYS	GIRLS	TOTAL	BOYS	GIRLS	TOTAL	BOYS	GIRLS	TOTAL
PRIMARY	633	21	654	-	-	-	28	-	28	661	21	682
UPPER PRIMARY	149	07	156	25	-	25	76	-	76	250	07	257
PRAVESIKA (SECONDARY)	67	02	69	11	-	11	04	-	04	82	02	84
SENIOR UPADHYAY (SR. SECONDARY)	23	-	23	09	-	09	01	-	01	33	-	33
TOTAL	872	30	902	45	-	45	109	-	109	1026	30	1056

46
MANAGEMENTWISE ENROLMENT IN SANSKRIT INSTITUTIONS.
YEAR 1997 - 98

SCHOOL LEVEL	GOVERNMENT			AIDED			UNAIDED			TOTAL		
	BOYS	GIRLS	TOTAL	BOYS	GIRLS	TOTAL	BOYS	GIRLS	TOTAL	BOYS	GIRLS	TOTAL
PRIMARY	35632	24774	60406	-	-	-	1759	925	2684	37391	25699	63090
UPPER PRIMARY	21250	12178	33428	4700	2593	7293	12070	7150	19220	38020	21921	59941
PRAVESIKA (SECONDARY)	11266	3662	14928	1985	1171	3156	1067	338	1405	14318	5171	19489
SENIOR UPADHYAY (SR. SECONDARY)	4609	825	5434	2258	681	2939	141	-	141	7008	1506	8514
TOTAL	72757	41439	114196	8943	4445	13388	15037	8413	23450	96737	54297	151034

47.

TRAINED AND UNTRAINED TEACHERS IN SANSKRIT INSTITUTIONS.

YEAR 1997 - 98

INSTITUTION LEVEL	TRAINED			UNTRAINED			TOTAL		
	MALE	FEMALE	TOTAL	MALE	FEMALE	TOTAL	MALE	FEMALE	TOTAL
PRIMARY	1322	267	1589	65	63	128	1387	330	1717
UPPER PRIMARY	1067	306	1373	230	180	410	1297	486	1783
RAVESIKA (SECONDARY)	630	140	770	47	23	70	677	163	840
SENIOR UPADHYAY (SR. SECONDARY)	317	38	355	09	03	12	326	41	367
TOTAL	3336	751	4087	351	269	620	3687	1020	4707

PART-III

DISTRICT TABLES

1997-98

OFFICE OF THE DIRECTOR, SECONDARY EDUCATION, RAJASTHAN, BIKANER
DISTRICT WISE AND MANAGEMENT WISE SCHOOLS, YEAR 1997-98 (PRE - PRIMARY)

DISTRICT	GOVERNMENT			LOCAL-BODIES			AIDED SCHOOL			UN-AIDED SCHOOLS			GRAND TOTAL		
	BOYS	GIRLS	TOTAL	BOYS	GIRLS	TOTAL	BOYS	GIRLS	TOTAL	BOYS	GIRLS	TOTAL	BOYS	GIRLS	TOTAL
BIKANER	11	0	11	0	0	0	0	0	0	0	0	0	11	0	11
BARAN	0	0	0	0	0	0	0	0	0	0	0	0	0	0	0
BANSWARA	0	0	0	0	0	0	0	0	0	0	0	0	0	0	0
BARAN	0	0	0	0	0	0	0	0	0	0	0	0	0	0	0
BARNER	0	0	0	0	0	0	0	0	0	0	0	0	0	0	0
BARTPUR	0	1	1	0	0	0	0	0	0	0	0	0	0	1	1
BILWARA	0	0	0	0	0	0	1	0	1	0	0	0	1	0	1
BIKANER	0	0	0	0	0	0	0	0	0	0	0	0	0	0	0
BINDI	0	0	0	0	0	0	0	0	0	0	0	0	0	0	0
BITTORGARH	0	0	0	0	0	0	0	0	0	0	0	0	0	0	0
BURU	0	0	0	0	0	0	0	0	0	0	0	0	0	0	0
BUSA	0	0	0	0	0	0	0	0	0	0	0	0	0	0	0
BOLPUR	0	0	0	0	0	0	0	0	0	0	0	0	0	0	0
BONGARPUR	0	0	0	0	0	0	0	0	0	0	0	0	0	0	0
BUMANGARH	0	0	0	0	0	0	0	0	0	0	0	0	0	0	0
BUPUR	0	0	0	0	0	0	0	0	0	0	0	0	0	0	0
BUSALMER	0	0	0	0	0	0	0	0	0	0	0	0	0	0	0
BURE	0	0	0	0	0	0	0	0	0	0	0	0	0	0	0
BALWAR	0	0	0	0	0	0	0	0	0	0	0	0	0	0	0
BANJHUNU	0	0	0	0	0	0	0	0	0	0	0	0	0	0	0
BANHPUR	0	1	1	0	0	0	0	5	5	0	2	2	0	8	8
BANA	0	0	0	0	0	0	0	0	0	0	0	0	0	0	0
BANUR	0	0	0	0	0	0	0	0	0	0	0	0	0	0	0
BANI	0	0	0	0	0	0	0	0	0	0	0	0	0	0	0
BANAMAND	0	0	0	0	0	0	0	0	0	0	0	0	0	0	0
BANADHOPUR	0	0	0	0	0	0	0	0	0	0	0	0	0	0	0
BANIGANGANAGAR	0	0	0	0	0	0	0	0	0	0	0	0	0	0	0
BANAR	0	0	0	0	0	0	0	0	0	0	0	0	0	0	0
BANOH	0	1	1	0	0	0	0	1	1	0	0	0	0	2	2
BANK	0	0	0	0	0	0	0	0	0	0	0	0	0	0	0
BANIPUR	0	2	2	0	0	0	0	0	0	0	0	0	0	2	2
BANOLI	0	0	0	0	0	0	0	0	0	0	0	0	0	0	0
TOTAL	11	5	16	0	0	0	1	6	7	0	2	2	12	13	25

OFFICE OF THE DIRECTOR, SECONDARY EDUCATION, RAJASTHAN, BIKANER
DISTRICT WISE AND MANAGEMENT WISE SCHOOLS, YEAR 1997-98
(PRIMARY)

DISTRICT	GOVERNMENT			LOCAL-BODIES			AIDED SCHOOL			UN-AIDED SCHOOLS			GRAND TOTAL		
	BOYS	GIRLS	TOTAL	BOYS	GIRLS	TOTAL	BOYS	GIRLS	TOTAL	BOYS	GIRLS	TOTAL	BOYS	GIRLS	TOTAL
AJMER	116	43	159	885	56	941	24	8	32	120	4	124	1145	111	1256
ALWAR	75	14	89	1432	131	1563	0	0	0	223	0	223	1730	145	1875
BANSWARA	29	6	35	1027	15	1042	0	1	1	33	0	33	1089	22	1111
BARAN	23	8	31	676	14	690	0	0	0	35	0	35	734	22	756
BARMER	28	3	31	1566	40	1606	0	0	0	44	0	44	1638	43	1681
BHARTPUR	73	16	89	1027	60	1087	0	0	0	83	2	85	1183	78	1261
BHILWARA	86	12	98	1136	83	1219	3	0	3	65	4	69	1290	99	1389
BIKANER	100	23	123	557	36	593	21	6	27	72	24	96	750	89	839
BUNDI	42	8	50	619	18	637	0	0	0	35	1	36	696	27	723
CHITTORGARH	39	15	54	1287	43	1330	3	0	3	67	0	67	1396	58	1454
CHURU	101	18	119	588	138	726	13	6	19	62	2	64	764	164	928
DOUSA	25	7	32	675	30	705	3	0	3	32	0	32	735	37	772
DHOLPUR	29	6	35	568	7	575	0	0	0	56	0	56	653	13	666
DUNGARPUR	27	7	34	803	16	819	0	0	0	49	0	49	879	23	902
HANUMANGARH	39	6	45	420	76	496	0	1	1	42	69	111	501	152	653
JAIPUR	286	56	342	1516	127	1643	14	4	18	197	24	221	2013	211	2224
JAISALMER	12	4	16	413	9	422	1	0	1	11	1	12	437	14	451
JALORE	32	6	38	600	34	634	0	0	0	8	1	9	640	41	681
JHALAWAR	33	6	39	873	24	897	0	0	0	59	0	59	965	30	995
JHUNJHUNU	53	10	63	832	120	952	2	3	5	37	0	37	924	133	1057
JODHPUR	135	37	172	1051	36	1087	31	15	46	112	15	127	1329	103	1432
OTA	85	22	107	520	15	535	1	0	1	0	0	0	606	37	643
AGAUR	74	11	85	1104	80	1184	0	3	3	33	7	40	1211	101	1312
ALI	7	10	17	862	66	928	0	0	0	70	1	71	939	77	1016
AJSAMAND	28	5	33	683	35	718	0	0	0	29	0	29	740	40	780
WAIMADHOPUR	27	4	31	533	31	564	0	0	0	88	1	89	648	36	684
HRI GANGANAGAR	46	14	60	1083	49	1132	0	3	3	58	65	123	1187	131	1318
IKAR	81	19	100	940	103	1043	19	0	19	53	0	53	1093	122	1215
IROHI	42	10	52	291	18	309	0	0	0	10	0	10	343	28	371
JNK	48	15	63	674	33	707	0	0	0	26	19	45	748	67	815
JAIPUR	82	34	116	1553	41	1594	10	10	20	84	0	84	1729	85	1814
JROLI	31	7	38	584	20	604	0	0	0	98	0	98	713	27	740
AND TOTAL	1934	462	2396	27378	1604	28982	145	60	205	1991	240	2231	31448	2366	33814

OFFICE OF THE DIRECTOR, SECONDARY EDUCATION, RAJASTHAN, BIKANER
DISTRICT WISE AND MANAGEMENT WISE SCHOOLS, YEAR 1997-98
(UPPER PRIMARY)

DISTRICT	GOVERNMENT			LOCAL-BODIES			AIDED SCHOOL			UN-AIDED SCHOOLS			GRAND TOTAL		
	BOYS	GIRLS	TOTAL	BOYS	GIRLS	TOTAL	BOYS	GIRLS	TOTAL	BOYS	GIRLS	TOTAL	BOYS	GIRLS	TOTAL
AJMER	330	47	377	0	0	0	14	7	21	97	3	100	441	57	498
ALWAR	511	51	562	0	0	0	0	0	0	353	2	355	864	53	917
BANSWARA	343	37	380	0	0	0	0	0	0	30	0	30	373	37	410
BARAN	201	11	212	0	0	0	0	0	0	82	0	82	283	11	294
BARMER	397	11	408	0	0	0	0	0	0	28	0	28	425	11	436
BHARTPUR	374	54	428	0	0	0	0	0	0	338	15	353	712	69	781
BHILWARA	381	69	450	0	0	0	4	0	4	75	1	76	460	70	530
BIKANER	221	24	245	0	0	0	98	6	104	61	35	96	380	65	445
BUNDI	174	21	195	0	0	0	0	0	0	79	2	81	253	23	276
CHITTORGARH	377	42	419	0	0	0	1	0	1	36	1	37	414	43	457
CHURU	322	36	358	0	0	0	6	8	14	75	3	78	403	47	450
ODUSA	227	21	248	0	0	0	0	0	0	157	3	160	384	24	408
DHOLPUR	174	9	183	0	0	0	0	1	1	57	0	57	231	10	241
DUNGARPUR	235	30	265	0	0	0	1	0	1	24	0	24	260	30	290
HANUMANGARH	220	40	260	0	0	0	8	3	11	95	39	134	323	82	405
JAIPUR	557	88	645	0	0	0	36	3	39	493	38	531	1086	129	1215
JAISALMER	132	9	141	0	0	0	0	0	0	6	4	10	138	13	151
JALORE	246	25	271	0	0	0	0	1	1	15	0	15	261	26	287
HALAWAR	231	17	248	0	0	0	0	0	0	39	3	42	270	20	290
HUNJHUNU	289	71	360	0	0	0	5	0	5	258	2	260	552	73	625
ODHPUR	369	35	404	0	0	0	16	12	28	118	46	164	503	93	596
OTA	179	22	201	0	0	0	2	2	4	234	4	238	415	28	443
AGAUR	443	52	495	0	0	0	0	1	1	11	2	13	454	55	509
ALI	340	50	390	0	0	0	0	0	0	60	1	61	400	51	451
JSAMAND	218	24	242	0	0	0	0	0	0	33	0	33	251	24	275
JAIMADHOPUR	186	20	206	0	0	0	0	0	0	115	0	115	301	20	321
JIRI GANGANAGAR	358	33	391	0	0	0	9	16	25	129	67	196	496	116	612
KAR	333	40	373	0	0	0	5	1	6	141	0	141	479	41	520
ROHI	140	10	150	0	0	0	0	0	0	14	0	14	154	10	164
NK	234	23	257	0	0	0	0	0	0	73	27	100	307	50	357
AIPUR	464	47	511	0	0	0	10	3	13	100	0	100	574	50	624
ROLI	221	18	239	0	0	0	0	0	0	117	0	117	338	18	356
AND TOTAL	9427	1087	10514	0	0	0	215	64	279	3543	298	3841	13185	1449	14634

OFFICE OF THE DIRECTOR, SECONDARY EDUCATION, RAJASTHAN, BIKANER
DISTRICT WISE AND MANAGEMENT WISE SCHOOLS, YEAR 1997-98 (SECONDARY)

DISTRICT	GOVERNMENT			LOCAL-BODIES			AIDED SCHOOL			UN-AIDED SCHOOLS			GRAND TOTAL		
	BOYS	GIRLS	TOTAL	BOYS	GIRLS	TOTAL	BOYS	GIRLS	TOTAL	BOYS	GIRLS	TOTAL	BOYS	GIRLS	TOTAL
AJMER	100	16	116	0	0	0	12	6	18	19	1	20	131	23	154
ALWAR	134	29	163	0	0	0	0	0	0	39	0	39	173	29	202
BANSWARA	62	13	75	0	0	0	1	0	1	3	0	3	66	13	79
BARAN	48	6	54	0	0	0	0	0	0	14	0	14	62	6	68
BARMER	71	8	79	0	0	0	1	0	1	5	0	5	77	8	85
BHARTPUR	116	11	127	0	0	0	0	0	0	25	3	28	141	14	155
BHILWARA	114	16	130	0	0	0	3	0	3	3	0	3	120	16	136
BIKANER	60	13	73	0	0	0	2	8	10	25	2	27	87	23	110
BUNDI	46	7	53	0	0	0	0	0	0	5	0	5	51	7	58
CHITTORGARH	88	13	101	0	0	0	2	0	2	4	0	4	94	13	107
CHURU	100	8	108	0	0	0	3	1	4	7	0	7	110	9	119
DOUSA	59	8	67	0	0	0	0	0	0	32	0	32	91	8	99
DHOLPUR	38	5	43	0	0	0	0	0	0	10	0	10	48	5	53
DUNGARPUR	56	8	64	0	0	0	0	0	0	3	0	3	59	8	67
HANUMANGARH	74	11	85	0	0	0	3	2	5	29	2	31	106	15	121
JAIPIUR	174	35	209	0	0	0	6	3	9	119	18	137	299	56	355
JAISALMER	25	0	25	0	0	0	0	0	0	3	0	3	28	0	28
JALORE	59	3	62	0	0	0	0	0	0	4	0	4	63	3	66
JHALAWAR	43	7	50	0	0	0	1	0	1	1	0	1	45	7	52
JHUNJHUNU	126	20	146	0	0	0	2	4	6	49	0	49	177	24	201
JODHPUR	114	13	127	0	0	0	0	0	0	28	11	39	142	24	166
KOTA	59	12	71	0	0	0	0	0	0	75	5	80	134	17	151
NAGAU	134	17	151	0	0	0	2	0	2	8	0	8	144	17	161
PALI	93	13	106	0	0	0	0	0	0	6	0	6	99	13	112
RAJSAMAND	65	7	72	0	0	0	0	0	0	3	0	3	68	7	75
SWAIMADHOPUR	61	8	69	0	0	0	0	0	0	9	0	9	70	8	78
SHRI GANGANAGAR	68	9	77	0	0	0	1	3	4	21	2	23	90	14	104
SIKAR	142	19	161	0	0	0	2	1	3	18	0	18	162	20	182
SIROHI	48	6	54	0	0	0	0	1	1	4	0	4	52	7	59
TQNK	62	5	67	0	0	0	0	0	0	9	2	11	71	7	78
UDAIPUR	137	22	159	0	0	0	4	1	5	24	0	24	165	23	188
KAROLI	67	3	70	0	0	0	0	0	0	10	0	10	77	3	80
GRAND TOTAL	2643	371	3014	0	0	0	45	30	75	614	46	660	3302	447	3749

OFFICE OF THE DIRECTOR, SECONDARY EDUCATION, RAJASTHAN, BIKANER
DISTRICT WISE AND MANAGEMENT WISE SCHOOLS, YEAR 1997-98 **(SR. SECONDARY)**

DISTRICT	GOVERNMENT			LOCAL-BODIES			AIDED SCHOOL			UN-AIDED SCHOOLS			GRAND TOTAL		
	BOYS	GIRLS	TOTAL	BOYS	GIRLS	TOTAL	BOYS	GIRLS	TOTAL	BOYS	GIRLS	TOTAL	BOYS	GIRLS	TOTAL
AJMER	48	11	59	0	0	0	12	13	25	6	0	6	66	24	90
ALWAR	65	11	76	0	0	0	4	1	5	7	0	7	76	12	88
BANSWARA	27	5	32	0	0	0	0	0	0	5	0	5	32	5	37
BARAN	16	7	23	0	0	0	0	0	0	0	0	0	16	7	23
BARMER	22	5	27	0	0	0	1	0	1	0	0	0	23	5	28
BHARTPUR	34	9	43	0	0	0	2	4	6	5	0	5	41	13	54
BHILWARA	39	11	50	0	0	0	4	1	5	1	0	1	44	12	56
BIKANER	16	8	24	0	0	0	4	3	7	8	0	8	28	11	39
BUNDI	18	5	23	0	0	0	0	0	0	1	0	1	19	5	24
CHITTORGARH	39	9	48	0	0	0	3	0	3	1	0	1	43	9	52
CHURU	38	8	46	0	0	0	5	4	9	0	0	0	43	12	55
DOUSA	22	5	27	0	0	0	0	0	0	5	2	7	27	7	34
DHDLPUR	12	3	15	0	0	0	0	0	0	2	0	2	14	3	17
DUNGARPUR	25	2	27	0	0	0	0	0	0	2	0	2	27	2	29
HANUMANGARH	31	5	36	0	0	0	4	2	6	7	1	8	42	8	50
JAIPUR	76	21	97	0	0	0	24	9	33	35	13	48	135	43	178
JAISALMER	8	2	10	0	0	0	0	0	0	0	0	0	8	2	10
JALORE	20	4	24	0	0	0	0	0	0	0	0	0	20	4	24
JALAWAR	20	9	29	0	0	0	0	0	0	0	0	0	20	9	29
HUNJHUNU	54	8	62	0	0	0	18	10	28	10	0	10	82	18	100
ODHPUR	41	12	53	0	0	0	15	3	18	6	1	7	62	16	78
OTA	19	11	30	0	0	0	2	0	2	30	3	33	51	14	65
AGAUR	46	10	56	0	0	0	2	0	2	2	0	2	50	10	60
ALI	35	8	43	0	0	0	4	2	6	5	0	5	44	10	54
SIKIMAMAND	22	7	29	0	0	0	1	0	1	1	0	1	24	7	31
JAIMADHOPUR	15	4	19	0	0	0	1	0	1	2	1	3	18	5	23
JAIRANGANAGAR	23	11	34	0	0	0	9	6	15	4	0	4	36	17	53
JAKAR	41	5	46	0	0	0	9	4	13	0	0	0	50	9	59
ROHI	16	3	19	0	0	0	0	1	1	1	0	1	17	4	21
JANK	26	7	33	0	0	0	0	0	0	2	0	2	28	7	35
JAIIPUR	47	10	57	0	0	0	9	4	13	5	1	6	61	15	76
ROLI	20	4	24	0	0	0	0	0	0	1	1	2	21	5	26
AND TOTAL	981	240	1221	0	0	0	133	67	200	154	23	177	1268	330	1598

OFFICE OF THE DIRECTOR, SECONDARY EDUCATION, RAJASTHAN, BIKANER
DISTRICT WISE AND MANAGEMENT WISE SCHOOLS, YEAR 1997-98
(CONSOLIDATED)

DISTRICT	GOVERNMENT			LOCAL-BODIES			AIDED SCHOOL			UN-AIDED SCHOOLS			GRAND TOTAL		
	BOYS	GIRLS	TOTAL	BOYS	GIRLS	TOTAL	BOYS	GIRLS	TOTAL	BOYS	GIRLS	TOTAL	BOYS	GIRLS	TOTAL
AJMER	605	117	722	885	56	941	62	34	96	242	8	250	1794	215	2009
ALWAR	785	105	890	1432	131	1563	4	1	5	622	2	624	2843	239	3082
BANSWARA	461	61	522	1027	15	1042	1	1	2	71	0	71	1560	77	1637
BARAN	288	32	320	676	14	690	0	0	0	131	0	131	1095	46	1141
BARMER	518	27	545	1566	40	1606	2	0	2	77	0	77	2163	67	2230
BHARTPUR	597	91	688	1027	60	1087	2	4	6	451	20	471	2077	175	2252
BHILWARA	620	108	728	1136	83	1219	15	1	16	144	5	149	1915	197	2112
BIKANER	397	68	465	557	36	593	125	23	148	166	61	227	1245	188	1433
BUNDI	280	41	321	619	18	637	0	0	0	120	3	123	1019	62	1081
CHITTORGARH	543	79	622	1287	43	1330	9	0	9	108	1	109	1947	123	2070
CHURU	561	70	631	588	138	726	27	19	46	144	5	149	1320	232	1552
DOUSA	333	41	374	675	30	705	3	0	3	226	5	231	1237	76	1313
DHOLPUR	253	23	276	568	7	575	0	1	1	125	0	125	946	31	977
DUNGARPUR	343	47	390	803	16	819	1	0	1	78	0	78	1225	63	1288
HANUMANGARH	364	62	426	420	76	496	15	8	23	173	111	284	972	257	1229
JAIPUR	1093	200	1293	1516	127	1643	80	19	99	844	93	937	3533	439	3972
JAISALMER	177	15	192	413	9	422	1	0	1	20	5	25	611	29	640
JALORE	357	38	395	600	34	634	0	1	1	27	1	28	984	74	1058
JHALAWAR	327	39	366	873	24	897	1	0	1	99	3	102	1300	66	1366
JHUNJHUNU	522	109	631	832	120	952	27	17	44	354	2	356	1735	248	1983
JODHPUR	659	98	757	1051	36	1087	62	35	97	264	75	339	2036	244	2280
KOTA	342	67	409	520	15	535	5	2	7	339	12	351	1206	96	1302
NAGOUR	697	90	787	1104	80	1184	4	4	8	54	9	63	1859	183	2042
PALI	475	81	556	862	66	928	4	2	6	141	2	143	1482	151	1633
RAJSAMAND	333	43	376	683	35	718	1	0	1	66	0	66	1083	78	1161
SWAIMADHOPUR	289	36	325	533	31	564	1	0	1	214	2	216	1037	69	1106
SHRI GANGANAGAR	495	67	562	1083	49	1132	19	28	47	212	134	346	1809	278	2087
SIKAR	597	83	680	940	103	1043	35	6	41	212	0	212	1784	192	1976
SIROHI	246	30	276	291	18	309	0	3	3	29	0	29	566	51	617
TONK	370	50	420	674	33	707	0	0	0	110	48	158	1154	131	1285
UDAIPUR	730	115	845	1553	41	1594	33	18	51	213	1	214	2529	175	2704
KAROLI	339	32	371	584	20	604	0	0	0	226	1	227	1149	53	1202
GRAND TOTAL	14996	2165	17161	27378	1604	28982	539	227	766	6302	609	6911	49215	4605	53820

OFFICE OF THE DIRECTOR, SECONDARY EDUCATION, RAJASTHAN, BIKANER
DISTRICT WISE AND MANAGEMENT WISE ENROLMENT, YEAR 1997-98
(PRE - PRIMARY)

DISTRICT	GOVERNMENT			LOCAL-BODIES			AIDED SCHOOL			UN-AIDED SCHOOLS			GRAND TOTAL		
	BOYS	GIRLS	TOTAL	BOYS	GIRLS	TOTAL	BOYS	GIRLS	TOTAL	BOYS	GIRLS	TOTAL	BOYS	GIRLS	TOTAL
AJMER	188	160	348	0	0	0	0	0	0	0	0	0	188	160	348
ALWAR	0	0	0	0	0	0	0	0	0	0	0	0	0	0	0
BANSWARA	0	0	0	0	0	0	0	0	0	0	0	0	0	0	0
BARAN	0	0	0	0	0	0	0	0	0	0	0	0	0	0	0
BARMER	0	0	0	0	0	0	0	0	0	0	0	0	0	0	0
BHARTPUR	111	146	257	0	0	0	0	0	0	0	0	0	111	146	257
BHILWARA	0	0	0	0	0	0	86	41	127	0	0	0	86	41	127
BIKANER	0	0	0	0	0	0	0	0	0	0	0	0	0	0	0
BUNDI	0	0	0	0	0	0	0	0	0	0	0	0	0	0	0
CHITTORGAR	0	0	0	0	0	0	0	0	0	0	0	0	0	0	0
CHURU	0	0	0	0	0	0	0	0	0	0	0	0	0	0	0
DOUSA	0	0	0	0	0	0	0	0	0	0	0	0	0	0	0
DHOLPUR	0	0	0	0	0	0	0	0	0	0	0	0	0	0	0
DUNGARPUR	0	0	0	0	0	0	0	0	0	0	0	0	0	0	0
HANUMANGAR	0	0	0	0	0	0	0	0	0	0	0	0	0	0	0
JAI PUR	0	0	0	0	0	0	0	0	0	0	0	0	0	0	0
JAISALMER	0	0	0	0	0	0	0	0	0	0	0	0	0	0	0
JALORE	0	0	0	0	0	0	0	0	0	0	0	0	0	0	0
JHALAWAR	0	0	0	0	0	0	0	0	0	0	0	0	0	0	0
JHUNJHUNU	0	0	0	0	0	0	0	0	0	0	0	0	0	0	0
JODHPUR	195	225	420	0	0	0	1203	949	2152	712	654	1366	2110	1828	3938
KOTA	0	0	0	0	0	0	0	0	0	0	0	0	0	0	0
NAGOUR	0	0	0	0	0	0	0	0	0	0	0	0	0	0	0
PALI	0	0	0	0	0	0	0	0	0	0	0	0	0	0	0
RAJSAMAND	0	0	0	0	0	0	0	0	0	0	0	0	0	0	0
S.M.	0	0	0	0	0	0	0	0	0	0	0	0	0	0	0
SHRIGANGA.	0	0	0	0	0	0	0	0	0	0	0	0	0	0	0
SIKAR	0	0	0	0	0	0	0	0	0	0	0	0	0	0	0
SIROHI	342	285	627	0	0	0	53	32	85	0	0	0	395	317	712
TONK	0	0	0	0	0	0	0	0	0	0	0	0	0	0	0
UDAIPUR	242	251	493	0	0	0	0	0	0	0	0	0	242	251	493
KAROLI	0	0	0	0	0	0	0	0	0	0	0	0	0	0	0
TOTAL	1078	1067	2145	0	0	0	1342	1022	2364	712	654	1366	3132	2743	5875

OFFICE OF THE DIRECTOR, SECONDARY EDUCATION, RAJASTHAN, BIKANER
DISTRICT WISE AND MANAGEMENT WISE ENROLMENT, YEAR 1997-98
(PRIMARY)

DISTRICT	GOVERNMENT			LOCAL-BODIES			AIDED SCHOOL			UN-AIDED SCHOOLS			GRAND TOTAL		
	BOYS	GIRLS	TOTAL	BOYS	GIRLS	TOTAL	BOYS	GIRLS	TOTAL	BOYS	GIRLS	TOTAL	BOYS	GIRLS	TOTAL
AJMER	12978	9848	22826	61280	31005	92285	6762	6637	13399	9900	7883	17783	90920	55373	146293
ALWAR	4803	4672	9475	114315	75063	189378	0	0	0	14610	7903	22513	133728	87638	221366
BANSWARA	1977	1910	3887	65491	39485	104976	141	207	348	6479	2805	9284	74088	44407	118495
BARAN	3555	3905	7460	43199	33437	76636	0	0	0	3789	1963	5752	50543	39305	89848
BARMER	2236	1886	4122	88597	53602	142199	0	0	0	4249	1870	6119	95082	57358	152440
BHARTPUR	5356	4752	10108	76178	54509	130687	0	0	0	6747	4490	11237	88281	63751	152032
BHILWARA	7425	6397	13822	72597	37967	110564	569	255	824	5489	4584	10073	86080	49203	135283
BIKANER	5379	4990	10369	41219	21737	62956	1959	1649	3608	9657	5487	15144	58214	33863	92077
BUNDI	21793	13391	35184	39304	25971	65275	0	0	0	11984	6616	18600	73081	45978	119059
CHITTORGAR	4039	4175	8214	69954	46600	116554	469	402	871	7165	4457	11622	81627	55634	137261
CHURU	9963	7482	17445	56452	42430	98882	3049	2166	5215	6934	3700	10634	76398	55778	132176
COUSA	1885	1937	3822	49178	32413	81591	409	245	654	2815	1212	4027	54287	35807	90094
DHOLPUR	2860	2288	5148	49448	30931	80379	0	0	0	4878	2647	7525	57186	35866	93052
DUNGARPUR	1917	1907	3824	52183	32740	84923	0	0	0	420	130	550	54520	34777	89297
GANUMANGAR	2764	2693	5457	30492	27486	57978	110	65	175	11070	6853	17923	44436	37097	81533
JAIPUR	28042	25651	53693	120694	89851	210545	2948	2614	5562	22717	15185	37902	174401	133301	307702
JAISALMER	1403	1079	2482	16879	7616	24495	155	111	266	979	716	1695	19416	9522	28938
ALORE	2931	2476	5407	61304	26373	87677	0	0	0	953	590	1543	65188	29439	94627
HALAWAR	3136	2561	5697	51527	35710	87237	0	0	0	5148	2735	7883	59811	41006	100817
HUNJHUNU	3843	4354	8197	49411	53166	102577	652	970	1622	3394	1938	5332	57300	60428	117728
ODHPUR	67638	26996	94634	120956	52968	173924	13863	8018	21881	17695	8575	26270	220152	96557	316709
OTA	10568	11223	21791	36398	28778	65176	154	76	230	0	0	0	47120	40077	87197
AGAUR	7250	8087	15337	99962	71217	171179	690	446	1136	4714	2673	7387	112616	82423	195039
ALI	1183	1593	2776	62176	36697	98873	0	0	0	14283	6846	21129	77642	45136	122778
AJSAMAND	2573	2541	5114	42841	34731	77572	0	0	0	2568	1468	4036	47982	38740	86722
J.M.	2293	1796	4089	33861	29147	63008	0	0	0	15335	6652	21987	51489	37595	89084
SRIGANGA	3727	3387	7114	49404	41182	90586	435	315	750	10532	7110	17642	64098	51994	116092
TIKAR	6871	5504	12375	79873	71235	151108	2829	1172	4001	5283	2527	7810	94856	80438	175294
TIROHI	4154	3585	7739	28691	15016	43707	0	0	0	852	476	1328	33697	19077	52774
TUNK	4763	4361	9124	45900	22308	68208	0	0	0	4660	2069	6729	55323	28738	84061
JAIPUR	7759	7630	15389	90985	51647	142632	4699	3889	8588	9915	7904	17819	113358	71070	184428
TIROLI	2908	1989	4897	47500	20377	67877	0	0	0	8406	7745	16151	58814	30111	88925
TOTAL	249972	187046	437018	1948249	1273395	3221644	39893	29237	69130	233620	137809	371429	2471734	1627487	4099221

OFFICE OF THE DIRECTOR, SECONDARY EDUCATION, RAJASTHAN, BIKANER
DISTRICT WISE AND MANAGEMENT WISE ENROLMENT, YEAR 1997-98
(UPPER PRIMARY)

DISTRICT	GOVERNMENT			LOCAL-BODIES			AIDED SCHOOL			UN-AIDED SCHOOLS			GRAND TOTAL		
	BOYS	GIRLS	TOTAL	BOYS	GIRLS	TOTAL	BOYS	GIRLS	TOTAL	BOYS	GIRLS	TOTAL	BOYS	GIRLS	TOTAL
AJMER	56998	34402	91400	0	0	0	4949	3886	8835	14974	8419	23393	76921	46707	123628
ALWAR	100416	57126	157542	0	0	0	0	0	0	37570	18588	56158	137986	75714	213700
BANSWARA	57737	30457	88194	0	0	0	0	0	0	4759	2871	7630	62496	33328	95824
BARAN	33627	18367	51994	0	0	0	0	0	0	14042	7557	21599	47669	25924	73593
BARMER	65519	25682	91201	0	0	0	0	0	0	5701	2823	8524	71220	28505	99725
BHARTPUR	59164	30810	89974	0	0	0	0	0	0	43504	17790	61294	102668	48600	151268
BHILWARA	56359	28842	85201	0	0	0	975	540	1515	13583	8717	22300	70917	38099	109016
BIKANER	36866	17491	54357	0	0	0	2779	1592	4371	17088	10201	27289	56733	29284	86017
BUNDI	14035	6915	20950	0	0	0	0	0	0	2805	1522	4327	16840	8437	25277
CHITTORGAR	57640	34083	91723	0	0	0	191	98	289	5582	4174	9756	63413	38355	101768
CHURU	62962	33809	96771	0	0	0	2931	2148	5079	16169	7482	23651	82062	43439	125501
DOUSA	41701	21239	62940	0	0	0	0	0	0	25416	10054	35470	67117	31293	98410
DHOLPUR	35316	15035	50351	0	0	0	126	266	392	8686	4444	13130	44128	19745	63873
DUNGARPUR	39158	26993	66151	0	0	0	304	208	512	3520	2094	5614	42982	29295	72277
HANUMANGAR	37939	27792	65731	0	0	0	1952	1499	3451	18644	11514	30158	58535	40805	99340
JAIPUR	122703	76149	198852	0	0	0	10075	7380	17455	81723	54032	135755	214501	137561	352062
JAISALMER	16224	7041	23265	0	0	0	0	0	0	1925	1387	3312	18149	8428	26577
JALORE	60032	19572	79604	0	0	0	461	240	701	2922	1073	3995	63415	20885	84300
JHALAWAR	40303	19349	59652	0	0	0	0	0	0	8415	4995	13410	48718	24344	73062
JHUNJHUNU	45762	44898	90660	0	0	0	991	483	1474	38255	19063	57318	85008	64444	149452
JODHPUR	73036	27228	100264	0	0	0	8291	6027	14318	26163	19898	46061	107490	53153	160643
KOTA	31269	22776	54045	0	0	0	1205	807	2012	31482	21848	53330	63956	45431	109387
NAGPUR	93097	52172	145269	0	0	0	97	294	391	3021	1530	4551	96215	53996	150211
PALI	88014	45431	133445	0	0	0	0	0	0	20127	10382	30509	108141	55813	163954
RAJSAMAND	35004	21855	56859	0	0	0	0	0	0	6767	4617	11384	41771	26472	68243
S.M.	39553	12548	52101	0	0	0	0	0	0	15547	6142	21689	55100	18690	73790
SHRIGANGA	36761	27305	64066	0	0	0	4580	4004	8584	28149	19439	47588	69490	50748	120238
SIKAR	68385	51226	119611	0	0	0	1419	616	2035	23900	10515	34415	93704	62357	156061
SIROHI	28728	13330	42058	0	0	0	0	0	0	1085	527	1612	29813	13857	43670
TONK	39232	16621	55853	0	0	0	0	0	0	15704	8462	24166	54936	25083	80019
UDAIPUR	62875	34756	97631	0	0	0	2154	4898	7052	12012	5368	17380	77041	45022	122063
KAROLI	35344	25861	61205	0	0	0	0	0	0	12747	3197	15944	48091	29058	77149
TOTAL	1671759	927161	2598920	0	0	0	43480	34986	78466	561987	310725	872712	2277226	1272872	3550098

OFFICE OF THE DIRECTOR, SECONDARY EDUCATION, RAJASTHAN, BIKANER
DISTRICT WISE AND MANAGEMENT WISE ENROLMENT, YEAR 1997-98
(SECONDARY)

DISTRICT	GOVERNMENT			LOCAL-BODIES			AIDED SCHOOL			UN-AIDED SCHOOLS			GRAND TOTAL		
	BOYS	GIRLS	TOTAL	BOYS	GIRLS	TOTAL	BOYS	GIRLS	TOTAL	BOYS	GIRLS	TOTAL	BOYS	GIRLS	TOTAL
AJMER	18099	5767	23866	0	0	0	4832	4469	9301	6296	3406	9702	29227	13642	42869
ALWAR	41691	19948	61639	0	0	0	0	0	0	6499	3669	10168	48190	23617	71807
BANSWARA	11928	5735	17663	0	0	0	424	190	614	653	460	1113	13005	6385	19390
BARAN	11143	4517	15660	0	0	0	0	0	0	3538	2047	5585	14681	6564	21245
BARMER	12518	3348	15866	0	0	0	1312	644	1956	1431	771	2202	15261	4763	20024
BHARTPUR	27816	8023	35839	0	0	0	0	0	0	7858	3599	11457	35674	11622	47296
BHILWARA	17846	7601	25447	0	0	0	1571	978	2549	1621	572	2193	21038	9151	30189
BIKANER	18994	5830	24824	0	0	0	2127	4272	6399	15998	6372	22370	37119	16474	53593
BUNDI	11279	3828	15107	0	0	0	0	0	0	1439	645	2084	12718	4473	17191
CHITTORGAR	17582	6884	24466	0	0	0	928	287	1215	1053	313	1366	19563	7484	27047
CHURU	22803	7494	30297	0	0	0	833	547	1380	2305	812	3117	25941	8853	34794
DOUSA	17409	4425	21834	0	0	0	0	0	0	13376	4444	17820	30785	8869	39654
DHOLPUR	9973	3138	13111	0	0	0	0	0	0	2960	1258	4218	12933	4396	17329
DUNGARPUR	10712	5571	16283	0	0	0	0	0	0	1006	542	1548	11718	6113	17831
HANUMANGAR	17326	8185	25511	0	0	0	1545	1085	2630	7687	4072	11759	26558	13342	39900
JAIPUR	51776	21611	73387	0	0	0	1757	3234	4991	35610	22893	58503	89143	47738	136881
JALSALMER	4298	546	4844	0	0	0	0	0	0	1072	410	1482	5370	956	6326
JALORE	15625	2406	18031	0	0	0	0	0	0	865	224	1089	16490	2630	19120
JHALAWAR	9216	5226	14442	0	0	0	145	37	182	559	271	830	9920	5534	15454
JHUNJHUNU	29622	18728	48350	0	0	0	639	1852	2491	14286	5970	20256	44547	26550	71097
JODHPUR	35950	8275	44225	0	0	0	0	0	0	15300	4003	19303	51250	12278	63528
KOTA	14896	10345	25241	0	0	0	0	0	0	21331	14641	35972	36227	24986	61213
NAGPUR	31607	9718	41325	0	0	0	949	231	1180	2011	445	2456	34567	10394	44961
PALI	24158	6266	30424	0	0	0	0	0	0	1255	567	1822	25413	6833	32246
RAJSAMAND	10475	3461	13936	0	0	0	0	0	0	1098	678	1776	11573	4139	15712
S.M.	14761	3916	18677	0	0	0	0	0	0	4031	1327	5358	18792	5243	24035
SHRIGANGA	13372	6690	20062	0	0	0	1081	1142	2223	6570	3690	10260	21023	11522	32545
SIKAR	38779	18195	56974	0	0	0	425	943	1368	6084	1866	7950	45288	21004	66292
SIROMI	10335	3450	13785	0	0	0	381	555	936	2124	341	2465	12840	4346	17186
TONK	14050	3708	17758	0	0	0	0	0	0	3099	2238	5337	17149	5946	23095
UDAIPUR	21479	12149	33628	0	0	0	1289	1168	2457	8945	5666	14611	31713	18983	50696
KAROLI	16338	3453	19791	0	0	0	0	0	0	4867	1838	6705	21205	5291	26496
TOTAL	623856	238437	862293	0	0	0	20238	21634	41872	202827	100050	302877	846921	360121	1207042

OFFICE OF THE DIRECTOR, SECONDARY EDUCATION, RAJASTHAN, BIKANER
DISTRICT WISE AND MANAGEMENT WISE ENROLMENT, YEAR 1997-98
(SR. SECONDARY)

DISTRICT	GOVERNMENT			LOCAL-BODIES			AIDED SCHOOL			UN-AIDED SCHOOLS			GRAND TOTAL		
	BOYS	GIRLS	TOTAL	BOYS	GIRLS	TOTAL	BOYS	GIRLS	TOTAL	BOYS	GIRLS	TOTAL	BOYS	GIRLS	TOTAL
AJMER	26088	10125	36213	0	0	0	9478	12413	21891	5292	2627	7919	40858	25165	66023
ALWAR	47652	12972	60624	0	0	0	2544	3380	5924	2504	652	3156	52700	17004	69704
BANSWARA	12168	4440	16608	0	0	0	0	0	0	2179	1373	3552	14347	5813	20160
BARAN	10810	4523	15333	0	0	0	0	0	0	0	0	0	10810	4523	15333
BARMER	12818	2466	15284	0	0	0	417	277	694	0	0	0	13235	2743	15978
BHARTPUR	29061	6553	35614	0	0	0	1165	4114	5279	2215	804	3019	32441	11471	43912
BHILWARA	18911	7210	26121	0	0	0	3369	2878	6247	287	98	385	22567	10186	32753
BIKANER	13765	8025	21790	0	0	0	980	2691	3671	3840	165	4005	18585	10881	29466
BUNDI	10005	3991	13996	0	0	0	0	0	0	961	465	1426	10966	4456	15422
CHITTORGAR	18829	7778	26607	0	0	0	948	307	1255	622	381	1003	20399	8466	28865
CHURU	21008	8352	29360	0	0	0	3083	3027	6110	0	0	0	24091	11379	35470
DOUSA	21418	4266	25684	0	0	0	0	0	0	3348	1138	4486	24766	5404	30170
DHOLPUR	10557	2954	13511	0	0	0	0	0	0	2487	457	2944	13044	3411	16455
DUNGARPUR	10675	3997	14672	0	0	0	0	0	0	657	262	919	11332	4259	15591
HANUMANGAR	17116	4922	22038	0	0	0	3737	3901	7638	2422	950	3372	23275	9773	33048
JALPUR	58688	28948	87636	0	0	0	20555	10871	31426	21251	16131	37382	100494	55950	156444
JALSALMER	3440	1129	4569	0	0	0	0	0	0	0	0	0	3440	1129	4569
JALORE	10690	2345	13035	0	0	0	0	0	0	0	0	0	10690	2345	13035
JHALAWAR	12537	4242	16779	0	0	0	0	0	0	0	0	0	12537	4242	16779
JHUNJHUNU	26637	11659	38296	0	0	0	13363	10053	23416	7204	2022	9226	47204	23734	70938
KODHUR	23435	12367	35802	0	0	0	12565	5218	17783	11434	3859	15293	47434	21444	68878
OTA	17818	9116	26934	0	0	0	1603	798	2401	17767	11309	29076	37188	21223	58411
AGAUR	26541	7687	34228	0	0	0	1704	82	1786	886	81	967	29131	7850	36981
ALI	21239	5958	27197	0	0	0	2054	1287	3341	1684	854	2538	24977	8099	33076
AJSAMAND	9800	4461	14261	0	0	0	842	592	1434	509	358	867	11151	5411	16562
J.M.	12871	5187	18058	0	0	0	571	163	734	4291	971	5262	17733	6321	24054
HRIGANGA.	12591	8975	21566	0	0	0	10969	6618	17587	1410	803	2213	24970	16396	41366
IKAR	27888	8806	36694	0	0	0	8486	2859	11345	0	0	0	36374	11665	48039
IROHI	9421	2114	11535	0	0	0	500	1025	1525	356	251	607	10277	3390	13667
ONK	14960	4908	19868	0	0	0	0	0	0	1367	365	1732	16327	5273	21600
JAIPUR	21074	8517	29591	0	0	0	5467	4487	9954	4151	4285	8436	30692	17289	47981
IROLI	15829	3514	19343	0	0	0	0	0	0	405	224	629	16234	3738	19972
TAL	606340	222507	828847	0	0	0	104400	77041	181441	99529	50885	150414	810269	350433	1160702

OFFICE OF THE DIRECTOR, SECONDARY EDUCATION, RAJASTHAN, BIKANER
DISTRICT WISE AND MANAGEMENT WISE ENROLMENT, YEAR 1997-98
(CONSOLIDATED)

DISTRICT	GOVERNMENT			LOCAL-BODIES			AIDED SCHOOL			UN-AIDED SCHOOLS			GRAND TOTAL		
	BOYS	GIRLS	TOTAL	BOYS	GIRLS	TOTAL	BOYS	GIRLS	TOTAL	BOYS	GIRLS	TOTAL	BOYS	GIRLS	TOTAL
AJMER	114351	60302	174653	61280	31005	92285	26021	27405	53426	36462	22335	58797	238114	141047	379161
ALWAR	194562	94718	289280	114315	75063	189378	2544	3380	5924	61183	30812	91995	372604	203973	576577
BANSWARA	83810	42542	126352	65491	39485	104976	565	397	962	14070	7509	21579	163936	89933	253869
BARAN	59135	31312	90447	43199	33437	76636	0	0	0	21369	11567	32936	123703	76316	200019
BARMER	93091	33382	126473	88597	53602	142199	1729	921	2650	11381	5464	16845	194798	93369	288167
BHARTPUR	121508	50284	171792	76178	54509	130687	1165	4114	5279	60324	26683	87007	259175	135590	394765
BHILWARA	100541	50050	150591	72597	37967	110564	6570	4692	11262	20980	13971	34951	200688	106680	307368
BIKANER	75004	36336	111340	41219	21737	62956	7845	10204	18049	46583	22225	68808	170651	90502	261153
BUNDI	57112	28125	85237	39304	25971	65275	0	0	0	17189	9248	26437	113605	63344	176949
CHITTORGAR	98090	52920	151010	69954	46600	116554	2536	1094	3630	14422	9325	23747	185002	109939	294941
CHURU	116736	57137	173873	56452	42430	98882	9896	7888	17784	25408	11994	37402	208492	119449	327941
DOUSA	82413	31867	114280	49178	32413	81591	409	245	654	44955	16848	61803	176955	81373	258328
DHOLPUR	58706	23415	82121	49448	30931	80379	126	266	392	19011	8806	27817	127291	63418	190709
JUNGARPUR	62462	38468	100930	52183	32740	84923	304	208	512	5603	3028	8631	120552	74444	194996
JANUMANGAR	75145	43592	118737	30492	27486	57978	7344	6550	13894	39823	23389	63212	152804	101017	253821
JAIPUR	261209	152359	413568	120694	89851	210545	35335	24099	59434	161301	108241	269542	578539	374550	953089
JALSALMER	25365	9795	35160	16879	7616	24495	155	111	266	3976	2513	6489	46375	20035	66410
ALORE	89278	26799	116077	61304	26373	87677	461	240	701	4740	1887	6627	155783	55299	211082
HALAWAR	65192	31378	96570	51527	35710	87237	145	37	182	14122	8001	22123	130986	75126	206112
HUNJHUNU	105864	79639	185503	49411	53166	102577	15645	13358	29003	63139	28993	92132	234059	175156	409215
JDHHPUR	200254	75091	275345	120956	52968	173924	35922	20212	56134	71304	36989	108293	428436	185260	613696
JTA	74551	53460	128011	36398	28778	65176	2962	1681	4643	70580	47798	118378	184491	131717	316208
JGAUR	158495	77664	236159	99962	71217	171179	3440	1053	4493	10632	4729	15361	272529	154663	427192
JLI	134594	59248	193842	62176	36697	98873	2054	1287	3341	37349	18649	55998	236173	115881	352054
JSAMAND	57852	32318	90170	42841	34731	77572	842	592	1434	10942	7121	18063	112477	74762	187239
M.	69478	23447	92925	33861	29147	63008	571	163	734	39204	15092	54296	143114	67849	210963
RIGANGA	66451	46357	112808	49404	41182	90586	17065	12079	29144	46661	31042	77703	179581	130660	310241
VAR	141923	83731	225654	79873	71235	151108	13159	5590	18749	35267	14908	50175	270222	175464	445686
ROHI	52980	22764	75744	28691	15016	43707	934	1612	2546	4417	1595	6012	87022	40987	128009
RIK	73005	29598	102603	45900	22308	68208	0	0	0	24830	13134	37964	143735	65040	208775
RIPUR	113429	63303	176732	90985	51647	142632	13609	14442	28051	35023	23223	58246	253046	152615	405661
ROLI	70419	34817	105236	47500	20377	67877	0	0	0	26425	13004	39429	144344	68198	212542
AL	3153005	1576218	4729223	1948249	1273395	3221644	209353	163920	373273	1098675	600123	1698798	6409282	3613656	10022938

OFFICE OF THE DIRECTOR, SECONDARY EDUCATION, RAJASTHAN, BIKANER
DISTRICT WISE AND CLASS WISE ENROLMENT, YEAR 1997-98

DISTRICT	-----BELOW PRIMARY-----			-----1st CLASS-----			-----2nd CLASS-----			-----3rd CLASS-----			-----4th CLASS-----			-----5th CLASS-----			----- T O T A L -----		
	BOYS	GIRLS	TOTAL	BOYS	GIRLS	TOTAL	BOYS	GIRLS	TOTAL	BOYS	GIRLS	TOTAL	BOYS	GIRLS	TOTAL	BOYS	GIRLS	TOTAL	BOYS	GIRLS	TOTAL
AJMER	10540	8054	18594	44078	30051	74129	31648	20197	51845	25464	14786	40250	21981	12420	34401	20237	11039	31276	153948	96547	250495
ALWAR	0	0	0	74204	50069	124273	47890	33337	81227	37499	24181	61610	33024	20265	53289	29650	17197	46847	222197	145049	367246
BANSWARA	0	0	0	37413	21838	59251	31725	21875	53600	19523	13838	33361	17636	8424	26060	15126	6182	21308	121423	72157	193580
BARAN	0	0	0	27334	23079	50413	18934	15821	34755	15687	11374	27061	12418	7644	20062	10513	5278	15791	84886	63196	148082
BARNER	456	300	756	50932	38018	88950	34147	18319	52466	25242	11734	36976	20294	8297	28591	17713	6953	24666	148784	83621	232405
BHARTPUR	3399	2185	5584	48651	35356	84007	36052	23056	59108	26304	18151	44455	22607	12743	35350	20782	10416	31198	157795	101907	259702
BHILWARA	6236	4298	10534	54149	37391	91540	25972	14304	40276	20407	9916	30323	17374	7878	25252	15832	6912	22744	139970	80699	220669
BIKANER	3905	3390	7295	42033	26029	68062	25093	12894	37987	15702	8877	24579	13156	6860	20016	12226	6097	18323	112115	64147	176262
BUNDI	104	97	201	31459	22927	54386	14936	10710	25646	12339	6858	19197	9718	5205	14923	9322	4203	13525	77878	50080	127878
CHITTORGARH	3747	2965	6712	52023	42419	94442	21906	15469	37375	18964	11001	29965	15778	8497	24275	14691	7335	22026	127109	87686	214795
CHURU	0	0	0	56418	41848	98266	24941	17119	42060	20105	12447	32552	17491	10850	28341	16748	9343	26091	135703	91607	227310
DOUSA	3258	1723	4981	33806	25730	59536	21684	14992	36676	16390	9454	25844	14232	6793	21025	13916	5461	19377	103286	64153	167439
DHOLPUR	428	207	635	35953	27085	63038	18265	11148	29413	13028	6483	19511	10792	4697	15489	9843	3610	13453	88309	53230	141539
DUNGARPUR	33	22	55	35687	26410	62097	16095	11238	27333	13417	7251	20668	10417	6584	17001	9595	6116	15711	85244	57621	142865
HANUMANGARH	1063	866	1929	32395	24782	57177	16369	13351	29720	14859	11542	26401	13424	9636	23060	13091	12090	25181	91201	72267	163468
JAIPUR	23792	16150	39942	115265	98313	213578	68531	56133	124664	53732	38714	92446	48853	32563	81416	46886	27809	74695	357059	269682	626741
JAISALMER	0	0	0	15686	9414	25100	6585	2996	9581	4664	1887	6551	3591	1375	4966	3424	1223	4647	33950	16895	50845
JALORE	122	88	210	43459	23947	67406	24069	10622	34691	17980	6063	24043	15060	4397	19457	13647	3515	17162	114337	48632	162949
JHALAWAR	2638	1718	4356	28952	24870	53822	21926	15971	37897	17192	9496	26688	12304	5991	18295	10426	4532	14958	93438	62578	156016
JHUNJHUNU	2382	1387	3769	40454	40120	80574	25131	24179	49310	20541	19144	39685	18383	15777	34160	18547	14442	32989	125438	115049	240487
JODHPUR	3230	8874	12104	98266	54894	153160	64617	25530	90147	40845	17739	58584	38774	13003	51777	38130	11550	49680	283862	131590	415452
KOTA	12593	9181	21774	28648	24938	53586	21747	19080	40827	18422	15101	33523	16179	11843	28022	14642	10515	25157	112231	90658	202889
NAGAUR	440	411	851	76999	65672	142671	34803	24820	59623	24582	15613	40195	20723	11287	32010	19570	9917	29487	177117	127720	304837
PALI	82	71	153	56128	39617	95745	28019	19771	47790	23091	13081	36172	21080	11276	32356	20051	8304	28355	148451	92120	240571
RAJSAMAND	2379	1656	4035	30778	31824	62602	14655	11578	26233	11507	6888	18395	9990	5232	15222	9286	4474	13760	78595	61652	140247
SWAINADHOPUR	370	217	587	30387	17021	47408	20180	11583	31763	15384	8732	24116	12862	7674	20536	13422	7801	21223	92605	53028	145633
SHRI GANGANAGAR	1834	1565	3399	45469	38965	84434	19940	16843	36783	17830	13880	31710	15828	11969	27797	15543	10949	26492	116444	94171	210615
SIKAR	0	0	0	65568	57873	123441	29194	24051	55245	22455	19210	41665	21671	16135	37806	21185	13838	35023	160073	133107	293180
SIROHI	929	550	1479	24184	15225	39409	10781	6075	16856	8572	4224	12796	7506	3362	10858	6802	3131	9933	58774	32567	91341
TONK	5726	3370	9096	28914	21136	50050	18119	10257	28376	18584	6968	25552	13166	5446	18612	11497	4314	15811	96006	51491	147497
UDAPIPUR	10354	7043	17397	69058	48201	117259	31398	19868	51266	23275	14339	37614	19391	11456	30847	18456	10070	28526	171932	110977	282909
KAROLI	169	98	267	31780	28567	60347	20477	10928	31405	14778	5726	20504	11962	4891	16853	14852	5237	20089	94018	55447	149465
GRAND TOTAL	100209	76486	176695	1486530	1113629	2600159	845829	566115	1411944	648294	394698	1042992	557665	310470	868135	525651	269853	795504	4164178	2731251	6895429

OFFICE OF THE DIRECTOR, SECONDARY EDUCATION, RAJASTHAN, BIKANER
DISTRICT WISE CLASS WISE ENROLMENT, YEAR 1997-98

DISTRICT	6th CLASS			7th CLASS			8th CLASS			T O T A L		
	BOYS	GIRLS	TOTAL	BOYS	GIRLS	TOTAL	BOYS	GIRLS	TOTAL	BOYS	GIRLS	TOTAL
BJMER	21894	10436	32330	16468	8684	25152	14105	7651	21756	52467	26771	79238
BILWAR	35397	16503	51900	29678	12978	42656	26344	10810	37154	91419	40291	131710
BANSWARA	11098	4571	15669	9168	3901	13069	7952	3571	11523	28218	12043	40261
BARAN	10657	4215	14872	7943	2956	10899	7068	2379	9447	25668	9550	35218
BARMER	13070	2692	15762	10087	2068	12155	7922	1851	9773	31079	6611	37690
BARTPUR	21731	8996	30727	20652	7823	28475	18247	6360	24607	60630	23179	83809
BILWARA	16491	6424	22915	12799	5244	18043	9848	4387	14235	39138	16055	55193
BIKANER	12693	6304	18997	10268	5232	15500	8419	4568	12987	31380	16104	47484
BUNDI	9797	3955	13752	7412	2744	10156	6042	2251	8293	23251	8950	32201
BHITTOGARH	15463	5928	21391	11991	4446	16437	10393	4013	14406	37847	14387	52234
BHURU	21091	7890	28981	14550	6335	20885	11559	5218	16777	47200	19443	66643
BHUSA	15550	4816	20366	13614	3803	17417	12309	3299	15608	41473	11918	53391
BHOLPUR	9293	2856	12149	7772	2327	10099	7018	1939	8957	24083	7122	31205
BHONGARPUR	9779	4498	14277	7349	3525	10874	6079	3016	9095	23207	11039	34246
BHUMANGARH	13759	7604	21363	12515	6450	18965	10840	5455	16295	37114	19509	56623
BHUPUR	50668	25842	76510	41611	20860	62471	36650	17743	54393	128929	64445	193374
BHISALMER	3232	810	4042	2625	786	3411	2168	587	2755	8025	2183	10208
BHILORE	13968	2519	16487	9420	1549	10969	7563	1191	8754	30951	5259	36210
BHALAWAR	10365	3641	14006	7440	2633	10073	6456	2277	8733	24261	8551	32812
BHUNJHUNU	22285	15088	37373	20837	12676	33513	19847	11197	31044	62969	38961	101930
BHUPUR	30538	12944	43482	28622	10848	39470	28381	8412	36793	87541	32204	119745
BHATA	16997	10446	27443	13088	8376	21464	11919	6979	18898	42004	25801	67805
BHAGUR	24752	8664	33416	19787	6421	26208	16861	4870	21731	61400	19955	81355
BHOLI	31795	7604	39399	17317	5792	23109	16863	4591	21454	65975	17987	83962
BHISAMAND	9689	3612	13301	7221	2794	10015	5958	2348	8306	22868	8754	31622
BHAIMADHOPUR	9761	3834	13595	8469	2829	11298	11900	2827	14727	30130	9490	39620
BHARI GANGANAGAR	14403	9026	23429	12470	7665	20135	11335	6476	17811	38208	23167	61375
BHAR	24956	12667	37623	22610	9884	32494	19363	7930	27293	66929	30481	97410
BHARHI	7564	2814	10378	6025	2009	8034	4965	1369	6334	18554	6192	24746
BHARUK	12418	3612	16030	9459	2788	12247	8517	2525	11042	30394	8925	39319
BHUPUR	25018	12545	37563	15450	7990	23440	13361	6911	20272	53829	27446	81275
BHOLI	9325	3560	12885	8816	2715	11531	10931	2546	13477	29072	8821	37893
GRAND TOTAL	555497	236916	792413	443533	187131	630664	397183	157547	554730	1396213	581594	1977807

OFFICE OF THE DIRECTOR, SECONDARY EDUCATION, RAJASTHAN, BIKANER
DISTRICT WISE AND CLASS WISE ENROLMENT, YEAR 1997-98

DISTRICT	9th CLASS			10th CLASS			11th CLASS			12th CLASS			(TOTAL 9 - 12)			(TOTAL BELOW PRI. TO 12TH)		
	BOYS	GIRLS	TOTAL	BOYS	GIRLS	TOTAL	BOYS	GIRLS	TOTAL	BOYS	GIRLS	TOTAL	BOYS	GIRLS	TOTAL	BOYS	GIRLS	TOTAL
AJMER	11922	6557	18479	8561	4347	12908	5511	3484	8995	5705	3341	9046	31699	17729	49428	238114	141047	379161
ALWAR	23993	7563	31556	16759	5634	22393	8938	2723	11661	9298	2713	12011	58988	18633	77621	372604	203973	576577
BANSWARA	5393	2241	7634	3850	1620	5470	2341	980	3321	2711	892	3603	14295	5733	20028	163936	89933	253869
BARAN	5411	1408	6819	3640	1056	4696	1818	542	2360	2280	564	2844	13149	3570	16719	123703	76316	200019
BARMER	5971	1133	7104	3917	1005	4922	2511	502	3013	2536	497	3033	14935	3137	18072	194798	93369	288167
BHARTPUR	16743	4214	20957	10637	2878	13515	6562	1671	8233	6808	1741	8549	40750	10504	51254	259175	135590	394765
BHILWARA	8584	3743	12327	5387	2706	8093	3708	1711	5419	3901	1766	5667	21580	9926	31506	200688	106680	307368
BIKANER	7664	3649	11313	5894	2782	8676	8374	1829	10203	5224	1991	7215	27156	10251	37407	170651	90502	261153
BUNDI	5636	1956	7592	3100	1125	4225	1740	626	2366	2000	687	2687	12476	4394	16870	113605	63344	176949
CHITTORGARH	7991	2757	10748	5515	2407	7922	3267	1336	4603	3273	1366	4639	20046	7866	27912	185002	109939	294941
CHURU	11667	3474	15141	6210	2712	8922	4172	1107	5279	3540	1106	4646	25589	8399	33988	208492	119449	327941
DDUSA	11543	1907	13450	9485	1644	11129	4880	868	5748	6288	883	7171	32196	5302	37498	176955	81373	258328
DHOLPUR	6207	1343	7550	4591	916	5507	2019	373	2392	2082	434	2516	14899	3066	17965	127291	63418	190709
DUNGARPUR	4645	2433	7078	3250	1655	4905	1846	842	2688	2360	854	3214	12101	5784	17885	120552	74444	194996
HANUHANGARH	10257	3831	14088	6693	2573	9266	3750	1414	5164	3789	1423	5212	24489	9241	33730	152804	101017	253821
JAI PUR	33868	13713	47581	24448	11076	35524	16979	7871	24850	17256	7763	25019	92551	40423	132974	578539	374550	953089
JAISALMER	1714	373	2087	1217	267	1484	732	149	881	737	168	905	4400	957	5357	46375	20035	66410
JALORE	5033	656	5689	2810	358	3168	1300	196	1496	1352	198	1550	10495	1408	11903	155783	55299	211082
JWALWAR	5556	1615	7171	3804	1070	4874	1619	638	2257	2308	674	2982	13287	3997	17284	130986	75126	206112
JHUNJHUNU	18289	8651	26940	12196	6028	18224	8349	3336	11685	6818	3131	9949	45652	21146	66798	234059	175156	409215
JODHPUR	25832	9268	35100	16238	6231	22469	8248	3294	11542	6715	2673	9388	57033	21466	78499	428436	185260	613696
KOTA	10753	5693	16446	8307	4265	12572	5216	2630	7846	5980	2670	8650	30256	15258	45514	184491	131717	316208
MAGAUR	14715	3135	17850	9337	1952	11289	5044	1012	6056	4916	889	5805	34012	6988	41000	272529	154663	427192
PALI	9690	2232	11922	5625	1759	7384	3514	958	4472	2918	825	3743	21747	5774	27521	236173	115881	352054
RAJSAMAND	4534	1694	6228	3138	1256	4394	1685	719	2404	1657	687	2344	11014	4356	15370	112477	74762	187239
SWAINHADHPUR	7594	1867	9461	5815	1678	7493	3134	908	4042	3836	878	4714	20379	5331	25710	143114	67849	210963
SRI GANGANAGAR	9688	5058	14746	7180	3943	11123	4162	2224	6386	3899	2097	5996	24929	13322	38251	179581	130660	310241
SIKAR	17403	4342	21745	11373	3865	15238	7510	1939	9449	6934	1730	8664	43220	11876	55096	270222	175464	445686
SIRONI	4375	934	5309	2609	659	3268	1333	317	1650	1377	318	1695	9694	2228	11922	87022	40987	128009
TONK	6876	1708	8584	4397	1242	5639	2932	831	3763	3130	843	3973	17335	4624	21959	143735	65040	208775
UDAIPUR	10187	5248	15435	7322	3771	11093	5015	2679	7694	4761	2494	7255	27285	14192	41477	253046	152615	405661
KAROLI	8922	1559	10481	5985	1221	7206	2984	623	3607	3363	527	3890	21254	3930	25184	144344	68198	212542
GRAND TOTAL	338656	115955	454611	229290	85701	314991	141193	50332	191525	139752	48823	188575	848891	300811	1149702	6409282	3613656	10022938

OFFICE OF THE DIRECTOR, SECONDARY EDUCATION, RAJASTHAN, BIKANER
DISTRICT WISE AND MANAGEMENT WISE TEACHERS, YEAR 1997-98 (PRE - PRIMARY)

DISTRICT	GOVERNMENT			LOCAL-BODIES			AIDED SCHOOL			UN-AIDED SCHOOLS			GRAND TOTAL		
	MALE	FEMALE	TOTAL	MALE	FEMALE	TOTAL	MALE	FEMALE	TOTAL	MALE	FEMALE	TOTAL	MALE	FEMALE	TOTAL
AJMER	10	3	13	0	0	0	0	0	0	0	0	0	10	3	13
ALWAR	0	0	0	0	0	0	0	0	0	0	0	0	0	0	0
BANSWARA	0	0	0	0	0	0	0	0	0	0	0	0	0	0	0
BARAN	0	0	0	0	0	0	0	0	0	0	0	0	0	0	0
BARMER	0	0	0	0	0	0	0	0	0	0	0	0	0	0	0
BHARTPUR	0	26	26	0	0	0	0	0	0	0	0	0	0	26	26
BHILWARA	0	0	0	0	0	0	0	3	3	0	0	0	0	3	3
BIKANER	0	0	0	0	0	0	0	0	0	0	0	0	0	0	0
BUNDI	0	0	0	0	0	0	0	0	0	0	0	0	0	0	0
CHITTORGARH	0	0	0	0	0	0	0	0	0	0	0	0	0	0	0
CHURU	0	0	0	0	0	0	0	0	0	0	0	0	0	0	0
DOUSA	0	0	0	0	0	0	0	0	0	0	0	0	0	0	0
DHOLPUR	0	0	0	0	0	0	0	0	0	0	0	0	0	0	0
DUNGARPUR	0	0	0	0	0	0	0	0	0	0	0	0	0	0	0
HANUMANGARH	0	0	0	0	0	0	0	0	0	0	0	0	0	0	0
JAIPUR	0	0	0	0	0	0	0	0	0	0	0	0	0	0	0
JAISALMER	0	0	0	0	0	0	0	0	0	0	0	0	0	0	0
JALORE	0	0	0	0	0	0	0	0	0	0	0	0	0	0	0
JHALAWAR	0	0	0	0	0	0	0	0	0	0	0	0	0	0	0
JHUNJHUNU	0	0	0	0	0	0	0	0	0	0	0	0	0	0	0
JODHPUR	1	21	22	0	0	0	15	63	78	14	28	42	30	112	142
KOTA	0	0	0	0	0	0	0	0	0	0	0	0	0	0	0
NAGAUR	0	0	0	0	0	0	0	0	0	0	0	0	0	0	0
PALI	0	0	0	0	0	0	0	0	0	0	0	0	0	0	0
RAJSAMAND	0	0	0	0	0	0	0	0	0	0	0	0	0	0	0
SWAIMADHOPUR	0	0	0	0	0	0	0	0	0	0	0	0	0	0	0
SHRI GANGANAGAR	0	0	0	0	0	0	0	0	0	0	0	0	0	0	0
SIKAR	0	0	0	0	0	0	0	0	0	0	0	0	0	0	0
SIROHI	0	23	23	0	0	0	0	2	2	0	0	0	0	25	25
TONK	0	0	0	0	0	0	0	0	0	0	0	0	0	0	0
UDAIPUR	0	20	20	0	0	0	0	0	0	0	0	0	0	20	20
KAROLI	0	0	0	0	0	0	0	0	0	0	0	0	0	0	0
GRAND TOTAL	11	93	104	0	0	0	15	68	83	14	28	42	40	189	229

OFFICE OF THE DIRECTOR, SECONDARY EDUCATION, RAJASTHAN, BIKANER
DISTRICT WISE AND MANAGEMENT WISE TEACHERS, YEAR 1997-98 **(PRIMARY)**

DISTRICT	GOVERNMENT			LOCAL-BODIES			AIDED SCHOOL			UN-AIDED SCHOOLS			GRAND TOTAL		
	MALE	FEMALE	TOTAL	MALE	FEMALE	TOTAL	MALE	FEMALE	TOTAL	MALE	FEMALE	TOTAL	MALE	FEMALE	TOTAL
AJMER	315	610	925	1718	926	2644	63	180	243	210	464	674	2306	2180	4486
ALWAR	157	107	264	3285	785	4070	0	0	0	637	231	868	4079	1123	5202
BANSWARA	48	64	112	1756	776	2532	4	11	15	150	50	200	1958	901	2859
BARAN	95	73	168	1496	263	1759	0	0	0	156	61	217	1747	397	2144
BARMER	74	24	98	2856	455	3311	0	0	0	160	59	219	3090	538	3628
BHARTPUR	229	85	314	2381	455	2836	0	0	0	240	64	304	2850	604	3454
BHILWARA	205	139	344	1963	903	2866	13	9	22	142	237	379	2323	1288	3611
BIKANER	172	278	450	724	375	1099	81	83	164	294	360	654	1271	1096	2367
BUNDI	129	63	192	1127	534	1661	0	0	0	144	57	201	1400	654	2054
CHITTORGARH	106	107	213	2207	803	3010	7	32	39	196	218	414	2516	1160	3676
CHURU	408	100	508	1601	400	2001	67	82	149	244	84	328	2320	666	2986
DOUSA	80	49	129	1647	183	1830	7	8	15	129	22	151	1863	262	2125
DHOLPUR	91	24	115	1366	166	1532	0	0	0	202	77	279	1659	267	1926
DUNGARPUR	52	52	104	1611	528	2139	0	0	0	205	40	245	1868	620	2488
HANUMANGARH	92	52	144	907	282	1189	3	2	5	404	128	532	1406	464	1870
JAIPUR	492	671	1163	3063	1087	4150	44	125	169	629	789	1418	4228	2672	6900
JAISALMER	30	13	43	653	128	781	5	2	7	46	31	77	734	174	908
JALORE	83	28	111	1375	208	1583	0	0	0	35	11	46	1493	247	1740
JHALAWAR	101	40	141	1690	466	2156	0	0	0	216	123	339	2007	629	2636
JHUNJHUNU	149	63	212	1683	861	2544	9	33	42	147	30	177	1988	987	2975
JODHPUR	845	664	1509	1473	1601	3074	166	237	403	259	417	676	2743	2919	5662
KOTA	224	360	584	1156	336	1492	3	4	7	0	0	0	1383	700	2083
NAGOUR	224	60	284	2815	455	3270	23	19	42	128	42	170	3190	576	3766
PALI	27	48	75	2939	495	3434	0	0	0	297	78	375	3263	621	3884
RAJSAMAND	101	57	158	1166	576	1742	0	0	0	102	74	176	1369	707	2076
SWAIMADHOPUR	166	32	198	1284	188	1472	0	0	0	335	165	500	1785	385	2170
SHRI GANGANAGAR	76	114	190	1748	710	2458	0	19	19	389	249	638	2213	1092	3305
SIKAR	223	82	305	2316	625	2941	62	27	89	220	40	260	2821	774	3595
SIROHI	141	56	197	715	228	943	0	0	0	33	9	42	889	293	1182
TONK	181	84	265	1400	413	1813	0	0	0	210	48	258	1791	545	2336
UDAIPUR	176	277	453	2430	1436	3866	30	118	148	325	374	699	2961	2205	5166
KAROLI	211	30	241	1558	167	1725	0	0	0	400	196	596	2169	393	2562
GRAND TOTAL	5703	4506	10209	56109	17814	73923	587	991	1578	7284	4828	12112	69683	28139	97822

OFFICE OF THE DIRECTOR, SECONDARY EDUCATION, RAJASTHAN, BIKANER
DISTRICT WISE AND MANAGEMENT WISE TEACHERS, YEAR 1997-98 **(UPPER PRIMARY)**

DISTRICT	GOVERNMENT			LOCAL-BODIES			AIDED SCHOOL			UN-AIDED SCHOOLS			GRAND TOTAL		
	MALE	FEMALE	TOTAL	MALE	FEMALE	TOTAL	MALE	FEMALE	TOTAL	MALE	FEMALE	TOTAL	MALE	FEMALE	TOTAL
AJMER	2092	1284	3376	0	0	0	43	128	171	342	572	914	2477	1984	4461
ALWAR	3389	626	4015	0	0	0	0	0	0	1539	538	2077	4928	1164	6092
BANSWARA	2030	482	2512	0	0	0	0	0	0	220	100	320	2250	582	2832
BARAN	1148	183	1331	0	0	0	0	0	0	583	248	831	1731	431	2162
BARMER	2335	210	2545	0	0	0	0	0	0	213	79	292	2548	289	2837
BHARTPUR	2797	491	3288	0	0	0	0	0	0	1946	604	2550	4743	1095	5838
BHILWARA	2318	822	3140	0	0	0	27	26	53	386	454	840	2731	1302	4033
BIKANER	1057	722	1779	0	0	0	103	97	200	401	450	851	1561	1269	2830
BUNDI	1036	346	1382	0	0	0	0	0	0	534	318	852	1570	664	2234
CHITTORGARH	2256	572	2828	0	0	0	6	4	10	160	228	388	2422	804	3226
CHURU	1920	343	2263	0	0	0	94	64	158	514	132	646	2528	539	3067
DOUSA	1588	136	1724	0	0	0	0	0	0	1126	138	1264	2714	274	2988
DHOLPUR	1057	111	1168	0	0	0	0	9	9	376	81	457	1433	201	1634
DUNGARPUR	1546	354	1900	0	0	0	5	4	9	183	86	269	1734	444	2178
HANUMANGARH	1259	313	1572	0	0	0	49	40	89	760	242	1002	2068	595	2663
JAIPUR	3420	1753	5173	0	0	0	205	300	505	2419	2335	4754	6044	4388	10432
JAISALMER	697	123	820	0	0	0	0	0	0	57	60	117	754	183	937
JALORE	1471	199	1670	0	0	0	22	4	26	122	13	135	1615	216	1831
JMALAWAR	1529	275	1804	0	0	0	0	0	0	290	196	486	1819	471	2290
JHUNJHUNU	1982	575	2557	0	0	0	32	7	39	1554	324	1878	3568	906	4474
JODHPUR	2118	1204	3322	0	0	0	119	196	315	672	719	1391	2909	2119	5028
KOTA	1104	510	1614	0	0	0	25	40	65	1183	974	2157	2312	1524	3836
NAGOUR	2935	417	3352	0	0	0	0	9	9	94	13	107	3029	439	3468
PALI	2525	466	2991	0	0	0	0	0	0	412	88	500	2937	554	3491
RAJSAMAND	1315	306	1621	0	0	0	0	0	0	291	183	474	1606	489	2095
SWAIMADHOPUR	1127	164	1291	0	0	0	0	0	0	616	217	833	1743	381	2124
SHRI GANGANAGAR	1378	646	2024	0	0	0	61	225	286	764	698	1462	2203	1569	3772
SIKAR	2096	393	2489	0	0	0	34	10	44	1080	33	1113	3210	436	3646
SIROHI	905	166	1071	0	0	0	0	0	0	45	35	80	950	201	1151
TONK	1484	248	1732	0	0	0	0	0	0	693	321	1014	2177	569	2746
UDAIPUR	2312	869	3181	0	0	0	70	125	195	427	576	1003	2809	1570	4379
KAROLI	1730	146	1876	0	0	0	0	0	0	403	162	565	2133	308	2441
GRAND TOTAL	57956	15455	73411	0	0	0	895	1288	2183	20405	11217	31622	79256	27960	107216

OFFICE OF THE DIRECTOR, SECONDARY EDUCATION, RAJASTHAN, BIKANER
DISTRICT WISE AND MANAGEMENT WISE TEACHERS, YEAR 1997-98 (SECONDARY)

DISTRICT	GOVERNMENT			LOCAL-BODIES			AIDED SCHOOL			UN-AIDED SCHOOLS			GRAND TOTAL		
	MALE	FEMALE	TOTAL	MALE	FEMALE	TOTAL	MALE	FEMALE	TOTAL	MALE	FEMALE	TOTAL	MALE	FEMALE	TOTAL
AJMER	1034	374	1408	0	0	0	76	207	283	115	270	385	1225	851	2076
ALWAR	1630	463	2093	0	0	0	0	0	0	308	198	506	1938	661	2599
BANSWARA	837	275	1112	0	0	0	8	5	13	28	32	60	873	312	1185
BARAN	547	93	640	0	0	0	0	0	0	129	100	229	676	193	869
BARMER	687	120	807	0	0	0	18	22	40	71	18	89	776	160	936
BHARTPUR	1448	167	1615	0	0	0	0	0	0	281	89	370	1729	256	1985
BHILWARA	1189	283	1472	0	0	0	49	38	87	18	55	73	1256	376	1632
BIKANER	551	364	915	0	0	0	45	136	181	225	231	456	821	731	1552
BUNDI	479	130	609	0	0	0	0	0	0	55	30	85	534	160	694
CHITTORGARH	952	211	1163	0	0	0	14	35	49	42	31	73	1008	277	1285
CHURU	1208	144	1352	0	0	0	23	14	37	53	13	66	1284	171	1455
DOUSA	698	100	798	0	0	0	0	0	0	474	88	562	1172	188	1360
DHOLPUR	426	73	499	0	0	0	0	0	0	124	43	167	550	116	666
DUNGARPUR	643	98	741	0	0	0	0	0	0	34	22	56	677	120	797
HANUMANGARH	768	174	942	0	0	0	43	25	68	271	80	351	1082	279	1361
JAIPUR	1824	823	2647	0	0	0	41	110	151	954	967	1921	2819	1900	4719
JAISALMER	277	6	283	0	0	0	0	0	0	32	18	50	309	24	333
JALORE	622	42	664	0	0	0	0	0	0	35	8	43	657	50	707
JHALAWAR	445	145	590	0	0	0	7	2	9	9	7	16	461	154	615
JHUNJHUNU	1463	252	1715	0	0	0	18	32	50	483	107	590	1964	391	2355
JODHPUR	1238	530	1768	0	0	0	0	0	0	424	384	808	1662	914	2576
KOTA	673	442	1115	0	0	0	0	0	0	651	1132	1783	1324	1574	2898
NAGAUR	1572	225	1797	0	0	0	40	1	41	153	26	179	1765	252	2017
PALI	1034	168	1202	0	0	0	0	0	0	106	39	145	1140	207	1347
RAJSAMAND	718	119	837	0	0	0	0	0	0	37	33	70	755	152	907
SWAIMADHOPUR	621	114	735	0	0	0	0	0	0	136	51	187	757	165	922
SHRI GANGANAGAR	656	268	924	0	0	0	24	49	73	200	87	287	880	404	1284
SIKAR	1661	224	1885	0	0	0	24	13	37	208	39	247	1893	276	2169
SIROHI	522	99	621	0	0	0	2	22	24	33	43	76	557	164	721
TONK	675	96	771	0	0	0	0	0	0	138	86	224	813	182	995
UDAIPUR	1274	582	1856	0	0	0	27	73	100	188	383	571	1489	1038	2527
KAROLI	734	44	778	0	0	0	0	0	0	154	50	204	888	94	982
GRAND TOTAL	29106	7248	36354	0	0	0	459	784	1243	6169	4760	10929	35734	12792	48526

OFFICE OF THE DIRECTOR, SECONDARY EDUCATION, RAJASTHAN, BIKANER
DISTRICT WISE AND MANAGEMENT WISE TEACHERS, YEAR 1997-98
(SR. SECONDARY)

DISTRICT	GOVERNMENT			LOCAL-BODIES			AIDED SCHOOL			UN-AIDED SCHOOLS			GRAND TOTAL		
	MALE	FEMALE	TOTAL	MALE	FEMALE	TOTAL	MALE	FEMALE	TOTAL	MALE	FEMALE	TOTAL	MALE	FEMALE	TOTAL
AJMER	1294	601	1895	0	0	0	207	380	587	93	172	265	1594	1153	2747
ALWAR	1446	361	1807	0	0	0	180	65	245	187	76	263	1813	502	2315
BANSWARA	590	159	749	0	0	0	0	0	0	69	95	164	659	254	913
BARAN	354	109	463	0	0	0	0	0	0	0	0	0	354	109	463
BARMER	485	91	576	0	0	0	19	8	27	0	0	0	504	99	603
BHARTPUR	1032	218	1250	0	0	0	40	84	124	69	37	106	1141	339	1480
BHILWARA	946	325	1271	0	0	0	100	88	188	13	13	26	1059	426	1485
BIKANER	566	376	942	0	0	0	85	57	142	127	111	238	778	544	1322
BUNDI	435	123	558	0	0	0	0	0	0	15	14	29	450	137	587
CHITTORGARH	898	272	1170	0	0	0	31	14	45	13	27	40	942	313	1255
CHURU	907	177	1084	0	0	0	81	70	151	0	0	0	988	247	1235
DOUSA	653	106	759	0	0	0	0	0	0	105	35	140	758	141	899
DHOLPUR	319	70	389	0	0	0	0	0	0	53	22	75	372	92	464
DUNGARPUR	565	81	646	0	0	0	0	0	0	38	1	39	603	82	685
HANUMANGARH	674	140	814	0	0	0	98	102	200	89	27	116	861	269	1130
JAIPUR	1975	1160	3135	0	0	0	427	542	969	569	838	1407	2971	2540	5511
JAISALMER	148	42	190	0	0	0	0	0	0	0	0	0	148	42	190
JALORE	414	66	480	0	0	0	0	0	0	0	0	0	414	66	480
JHALAWAR	474	163	637	0	0	0	0	0	0	0	0	0	474	163	637
JHUNJHUNU	1143	155	1298	0	0	0	361	241	602	176	49	225	1680	445	2125
JODHPUR	911	451	1362	0	0	0	275	195	470	116	207	323	1302	853	2155
KOTA	634	398	1032	0	0	0	37	34	71	374	731	1105	1045	1163	2208
NAGAUR	1144	214	1358	0	0	0	45	7	52	41	7	48	1230	228	1458
PALI	881	156	1037	0	0	0	91	63	154	145	29	174	1117	248	1365
RAJSAMAND	509	152	661	0	0	0	26	30	56	16	20	36	551	202	753
SWAIMADHOPUR	449	125	574	0	0	0	23	2	25	82	19	101	554	146	700
SHRI GANGANAGAR	514	337	851	0	0	0	223	269	492	48	22	70	785	628	1413
SIKAR	1004	151	1155	0	0	0	239	49	288	0	0	0	1243	200	1443
SIROHI	403	74	477	0	0	0	0	23	23	6	19	25	409	116	525
TONK	602	176	778	0	0	0	0	0	0	57	16	73	659	192	851
UDAIPUR	1154	409	1563	0	0	0	184	287	471	47	183	230	1385	879	2264
KAROLI	536	94	630	0	0	0	0	0	0	21	5	26	557	99	656
GRAND TOTAL	24059	7532	31591	0	0	0	2772	2610	5382	2569	2775	5344	29400	12917	42317

OFFICE OF THE DIRECTOR, SECONDARY EDUCATION, RAJASTHAN, BIKANER
DISTRICT WISE AND MANAGEMENT WISE TEACHERS, YEAR 1997-98
(CONSOLIDATED)

DISTRICT	GOVERNMENT			LOCAL-BODIES			AIDED SCHOOL			UN-AIDED SCHOOLS			GRAND TOTAL		
	MALE	FEMALE	TOTAL	MALE	FEMALE	TOTAL	MALE	FEMALE	TOTAL	MALE	FEMALE	TOTAL	MALE	FEMALE	TOTAL
AJMER	4745	2872	7617	1718	926	2644	389	895	1284	760	1478	2238	7612	6171	13783
ALWAR	6622	1557	8179	3285	785	4070	180	65	245	2671	1043	3714	12758	3450	16208
BANSWARA	3505	980	4485	1756	776	2532	12	16	28	467	277	744	5740	2049	7789
BARAN	2144	458	2602	1496	263	1759	0	0	0	868	409	1277	4508	1130	5638
BARMER	3581	445	4026	2856	455	3311	37	30	67	444	156	600	6918	1086	8004
BHARTPUR	5506	987	6493	2381	455	2836	40	84	124	2536	794	3330	10463	2320	12783
BHILWARA	4658	1569	6227	1963	903	2866	189	164	353	559	759	1318	7369	3395	10764
BIKANER	2346	1740	4086	724	375	1099	314	373	687	1047	1152	2199	4431	3640	8071
BUNDI	2079	662	2741	1127	534	1661	0	0	0	748	419	1167	3954	1615	5569
CHITTORGARH	4212	1162	5374	2207	803	3010	58	85	143	411	504	915	6888	2554	9442
CHURU	4443	764	5207	1601	400	2001	265	230	495	811	229	1040	7120	1623	8743
DOUSA	3019	391	3410	1647	183	1830	7	8	15	1834	283	2117	6507	865	7372
DHOLPUR	1893	278	2171	1366	166	1532	0	9	9	755	223	978	4014	676	4690
DUNGARPUR	2806	585	3391	1611	528	2139	5	4	9	460	149	609	4882	1266	6148
HANUMANGARH	2793	679	3472	907	282	1189	193	169	362	1524	477	2001	5417	1607	7024
JAIPIUR	7711	4407	12118	3063	1087	4150	717	1077	1794	4571	4929	9500	16062	11500	27562
JAISALMER	1152	184	1336	653	128	781	5	2	7	135	109	244	1945	423	2368
JALORE	2590	335	2925	1375	208	1583	22	4	26	192	32	224	4179	579	4758
JHALAWAR	2549	623	3172	1690	466	2156	7	2	9	515	326	841	4761	1417	6178
JHUNJHUNU	4737	1045	5782	1683	861	2544	420	313	733	2360	510	2870	9200	2729	11929
JODHPUR	5113	2870	7983	1473	1601	3074	575	691	1266	1485	1755	3240	8646	6917	15563
KOTA	2635	1710	4345	1156	336	1492	65	78	143	2208	2837	5045	6064	4961	11025
NAGOUR	5875	916	6791	2815	455	3270	108	36	144	416	88	504	9214	1495	10709
PALI	4467	838	5305	2939	495	3434	91	63	154	960	234	1194	8457	1630	10087
RAJSAMAND	2643	634	3277	1166	576	1742	26	30	56	446	310	756	4281	1550	5831
SWAIMADHOPUR	2363	435	2798	1284	188	1472	23	2	25	1169	452	1621	4839	1077	5916
SHRI GANGANAGAR	2624	1365	3989	1748	710	2458	308	562	870	1401	1056	2457	6081	3693	9774
SIKAR	4984	850	5834	2316	625	2941	359	99	458	1508	112	1620	9167	1686	10853
SIROHI	1971	418	2389	715	228	943	2	47	49	117	106	223	2805	799	3604
TONK	2942	604	3546	1400	413	1813	0	0	0	1098	471	1569	5440	1488	6928
UDAIPUR	4916	2157	7073	2430	1436	3866	311	603	914	987	1516	2503	8644	5712	14356
KAROLI	3211	314	3525	1558	167	1725	0	0	0	978	413	1391	5747	894	6641
GRAND TOTAL	116835	34834	151669	56109	17814	73923	4728	5741	10469	36441	23608	60049	214113	81997	296110

OFFICE OF THE DIRECTOR, SECONDARY EDUCATION, RAJASTHAN, BIKANER
MANAGEMENT WISE SC ENROLMENT, YEAR 1997-98
(PRE - PRIMARY)

SCHOOL	GOVERNMENT			LOCAL-BODIES			AIDED SCHOOL			UN-AIDED SCHOOLS			GRAND TOTAL		
	BOYS	GIRLS	TOTAL	BOYS	GIRLS	TOTAL	BOYS	GIRLS	TOTAL	BOYS	GIRLS	TOTAL	BOYS	GIRLS	TOTAL
AJMER	74	49	123	0	0	0	0	0	0	0	0	0	74	49	123
ALWAR	0	0	0	0	0	0	0	0	0	0	0	0	0	0	0
BANSWARA	0	0	0	0	0	0	0	0	0	0	0	0	0	0	0
BARAN	0	0	0	0	0	0	0	0	0	0	0	0	0	0	0
BARMER	0	0	0	0	0	0	0	0	0	0	0	0	0	0	0
BHARTPUR	11	4	15	0	0	0	0	0	0	0	0	0	11	4	15
BHILWARA	0	0	0	0	0	0	2	0	2	0	0	0	2	0	2
BIKANER	0	0	0	0	0	0	0	0	0	0	0	0	0	0	0
BUNDI	0	0	0	0	0	0	0	0	0	0	0	0	0	0	0
CHITTORGARH	0	0	0	0	0	0	0	0	0	0	0	0	0	0	0
CHURU	0	0	0	0	0	0	0	0	0	0	0	0	0	0	0
DOUSA	0	0	0	0	0	0	0	0	0	0	0	0	0	0	0
DHOLPUR	0	0	0	0	0	0	0	0	0	0	0	0	0	0	0
DUNGARPUR	0	0	0	0	0	0	0	0	0	0	0	0	0	0	0
HANUMANGARH	0	0	0	0	0	0	0	0	0	0	0	0	0	0	0
JAIPUR	0	0	0	0	0	0	0	0	0	0	0	0	0	0	0
JAISALMER	0	0	0	0	0	0	0	0	0	0	0	0	0	0	0
JALORE	0	0	0	0	0	0	0	0	0	0	0	0	0	0	0
JHALAWAR	0	0	0	0	0	0	0	0	0	0	0	0	0	0	0
HUNJHUNU	0	0	0	0	0	0	0	0	0	0	0	0	0	0	0
DDHPUR	142	66	208	0	0	0	174	22	196	57	9	66	373	97	470
OTA	0	0	0	0	0	0	0	0	0	0	0	0	0	0	0
AGAUR	0	0	0	0	0	0	0	0	0	0	0	0	0	0	0
ALI	0	0	0	0	0	0	0	0	0	0	0	0	0	0	0
AJSAMAND	0	0	0	0	0	0	0	0	0	0	0	0	0	0	0
WAIMADHOPUR	0	0	0	0	0	0	0	0	0	0	0	0	0	0	0
RI GANGANAGAR	0	0	0	0	0	0	0	0	0	0	0	0	0	0	0
IKAR	0	0	0	0	0	0	0	0	0	0	0	0	0	0	0
ROHI	39	31	70	0	0	0	0	0	0	0	0	0	39	31	70
INK	0	0	0	0	0	0	0	0	0	0	0	0	0	0	0
JAIPUR	58	47	105	0	0	0	0	0	0	0	0	0	58	47	105
ROLI	0	0	0	0	0	0	0	0	0	0	0	0	0	0	0
AND TOTAL	324	197	521	0	0	0	176	22	198	57	9	66	557	228	785

OFFICE OF THE DIRECTOR, SECONDARY EDUCATION, RAJASTHAN, BIKANER
MANAGEMENT WISE SC ENROLMENT, YEAR 1997-98 (PRIMARY)

SCHOOL	GOVERNMENT			LOCAL-BODIES			AIDED SCHOOL			UN-AIDED SCHOOLS			GRAND TOTAL		
	BOYS	GIRLS	TOTAL	BOYS	GIRLS	TOTAL	BOYS	GIRLS	TOTAL	BOYS	GIRLS	TOTAL	BOYS	GIRLS	TOTAL
AJMER	4775	4355	9130	10712	5545	16257	1625	850	2475	1541	706	2247	18653	11456	30109
ALWAR	1323	1391	2714	22976	15832	38808	0	0	0	1867	774	2641	26166	17997	44163
BANSWARA	514	435	949	3080	2603	5683	15	10	25	144	37	181	3753	3085	6838
BARAN	1303	1313	2616	9226	6802	16028	0	0	0	639	347	986	11168	8462	19630
BARMER	533	414	947	14110	7851	21961	0	0	0	213	93	306	14856	8358	23214
BHARTPUR	4862	4015	8877	18134	11522	29656	0	0	0	3198	1804	5002	26194	17341	43535
BHILWARA	2085	1699	3784	13063	5983	19046	47	8	55	670	367	1037	15865	8057	23922
BIKANER	1111	994	2105	11055	4754	15809	76	53	129	1797	986	2783	14039	6787	20826
BUNDI	957	969	1926	8026	4790	12816	0	0	0	317	109	426	9300	5868	15168
CHITTORGARH	867	1047	1914	10251	6286	16537	59	42	101	923	591	1514	12100	7966	20066
CHURU	1871	1248	3119	13451	7036	20487	112	73	185	390	176	566	15824	8533	24357
DOUSA	429	531	960	12338	7171	19509	117	100	217	469	212	681	13353	8014	21367
DHOLPUR	736	574	1310	10025	5546	15571	0	0	0	653	359	1012	11414	6479	17893
DUNGARPUR	328	288	616	2319	1677	3996	0	0	0	40	15	55	2687	1980	4667
HANUMANGARH	928	744	1672	10534	7724	18258	29	11	40	1870	1057	2927	13361	9536	22897
JAIPUR	7552	7224	14776	23633	14962	38595	261	279	540	2548	1714	4262	33994	24179	58173
JAISALMER	180	171	351	2644	1298	3942	9	11	20	91	52	143	2924	1532	4456
JALORE	991	713	1704	11090	3999	15089	0	0	0	217	129	346	12298	4841	17139
JHALAWAR	994	721	1715	9643	6322	15965	0	0	0	566	252	818	11203	7295	18498
JHUNJHUNU	1275	1450	2725	11259	10705	21964	159	168	327	375	191	566	13068	12514	25582
JODHPUR	3684	2560	6244	11513	5402	16915	1104	947	2051	1440	887	2327	17741	9796	27537
KOTA	3621	3469	7090	10116	7100	17216	23	21	44	0	0	0	13760	10590	24350
NAGOUR	1768	1506	3274	23939	13987	37926	32	12	44	183	118	301	25922	15623	41545
PALI	145	157	302	12389	7383	19772	0	0	0	359	136	495	12893	7676	20569
RAJSAMAND	664	621	1285	6144	5036	11180	0	0	0	360	207	567	7168	5864	13032
SWAIMADHOPUR	883	597	1480	11427	3908	15335	0	0	0	4103	1014	5117	16413	5519	21932
SHRI GANGANAGAR	2191	1960	4151	24161	18890	43051	206	149	355	2218	1368	3586	28776	22367	51143
SIKAR	1785	1536	3321	14969	10222	25191	365	137	502	526	245	771	17645	12140	29785
SIROHI	1279	977	2256	6542	2474	9016	0	0	0	135	24	159	7956	3475	11431
TONK	1362	1244	2606	10115	4754	14869	0	0	0	752	287	1039	12229	6285	18514
UDAIPUR	1848	1082	2930	9306	4604	13910	311	264	575	1000	105	1105	12465	6055	18520
KAROLI	757	749	1506	12558	6381	18939	0	0	0	3002	2045	5047	16317	9175	25492
GRAND TOTAL	53601	46754	100355	380748	228549	609297	4550	3135	7685	32606	16407	49013	471505	294845	766350

OFFICE OF THE DIRECTOR, SECONDARY EDUCATION, RAJASTHAN, BIKANER
MANAGEMENT WISE SC ENROLMENT, YEAR 1997-98 (UPPER PRIMARY)

SCHOOL	GOVERNMENT			LOCAL-BODIES			AIDED SCHOOLS			UN-AIDED SCHOOLS			GRAND TOTAL		
	BOYS	GIRLS	TOTAL	BOYS	GIRLS	TOTAL	BOYS	GIRLS	TOTAL	BOYS	GIRLS	TOTAL	BOYS	GIRLS	TOTAL
AJMER	11542	7451	18993	0	0	0	784	409	1193	2259	1128	3387	14585	8988	23573
ALWAR	20742	10904	31646	0	0	0	0	0	0	4642	1890	6532	25384	12794	38178
BANSWARA	3445	2776	6221	0	0	0	0	0	0	126	68	194	3571	2844	6415
BARAN	7165	3729	10894	0	0	0	0	0	0	1722	823	2545	8887	4552	13439
BARMER	10217	4001	14218	0	0	0	0	0	0	253	121	374	10470	4122	14592
BHARTPUR	11485	2986	14471	0	0	0	0	0	0	7101	2709	9810	18586	5695	24281
BHILWARA	9888	4218	14106	0	0	0	62	36	98	1343	820	2163	11293	5074	16367
BIKANER	6566	2591	9157	0	0	0	145	99	244	1820	867	2687	8531	3557	12088
BUNDI	7169	3374	10543	0	0	0	0	0	0	1419	758	2177	8588	4132	12720
CHITTORGARH	9751	5231	14982	0	0	0	36	18	54	634	403	1037	10421	5652	16073
CHURU	12043	5833	17876	0	0	0	135	63	198	1222	553	1775	13400	6449	19849
DOUSA	11487	5193	16680	0	0	0	0	0	0	3560	1478	5038	15047	6671	21718
DHOLPUR	7818	2953	10771	0	0	0	30	58	88	884	400	1284	8732	3411	12143
DUNGARPUR	2326	1864	4190	0	0	0	3	0	3	276	133	409	2605	1997	4602
HANUMANGARH	10975	6690	17665	0	0	0	291	231	522	3119	1803	4922	14385	8724	23109
JAIPUR	23846	14782	38628	0	0	0	1182	759	1941	11525	6497	18022	36553	22038	58591
JAISALMER	2884	1202	4086	0	0	0	0	0	0	59	34	93	2943	1236	4179
JALORE	10143	2643	12786	0	0	0	49	20	69	136	49	185	10328	2712	13040
JHALAWAR	7238	3060	10298	0	0	0	0	0	0	913	511	1424	8151	3571	11722
JHUNJHUNU	9981	8506	18487	0	0	0	82	27	109	3961	2009	5970	14024	10542	24566
JODHPUR	10148	5910	16058	0	0	0	8235	1564	9799	2865	1626	4491	21248	9100	30348
KOTA	8029	5845	13874	0	0	0	47	27	74	4325	1769	6094	12401	7641	20042
NAGAUR	20286	9051	29337	0	0	0	0	6	6	16	7	23	20302	9064	29366
PALI	20236	9587	29823	0	0	0	0	0	0	575	293	868	20811	9880	30691
RAJSAMAND	4665	2887	7552	0	0	0	0	0	0	659	293	952	5324	3180	8504
SWAIMADHOPUR	8702	7264	15966	0	0	0	0	0	0	1522	512	2034	10224	7776	18000
SHRI GANGANAGAR	14079	9305	23384	0	0	0	686	535	1221	4797	3039	7836	19562	12819	32441
BIKAR	11972	7533	19505	0	0	0	20	8	28	1518	270	1788	13510	7811	21321
SIROHI	5852	1986	7838	0	0	0	0	0	0	70	37	107	5922	2023	7945
TONK	8936	3463	12399	0	0	0	0	0	0	2279	1257	3536	11215	4720	15935
UDAIPUR	6237	7079	13316	0	0	0	2836	203	3039	2007	1635	3642	11080	8917	19997
KAROLI	4464	2524	6988	0	0	0	0	0	0	2101	1067	3168	6565	3591	10156
GRAND TOTAL	320317	172421	492738	0	0	0	14623	4063	18686	69708	34859	104567	404648	211343	615991

OFFICE OF THE DIRECTOR, SECONDARY EDUCATION, RAJASTHAN, BIKANER
MANAGEMENT WISE SC ENROLMENT, YEAR 1997-98 **(SECONDARY)**

SCHOOL	GOVERNMENT			LOCAL-BODIES			AIDED SCHOOL			UN-AIDED SCHOOLS			GRAND TOTAL		
	BOYS	GIRLS	TOTAL	BOYS	GIRLS	TOTAL	BOYS	GIRLS	TOTAL	BOYS	GIRLS	TOTAL	BOYS	GIRLS	TOTAL
AJMER	3188	1038	4226	0	0	0	1426	1048	2474	515	276	791	5129	2362	7491
ALWAR	5178	2052	7230	0	0	0	0	0	0	1098	716	1814	6276	2768	9044
BANSWARA	751	247	998	0	0	0	4	3	7	15	16	31	770	266	1036
BARAN	2000	654	2654	0	0	0	0	0	0	354	159	513	2354	813	3167
BARMER	1679	445	2124	0	0	0	70	43	113	60	3	63	1809	491	2300
BHARTPUR	5236	1032	6268	0	0	0	0	0	0	914	361	1275	6150	1393	7543
BHILWARA	2846	853	3699	0	0	0	22	11	33	12	1	13	2880	865	3745
BIKANER	1936	459	2395	0	0	0	161	143	304	668	363	1031	2765	965	3730
BUNDI	1677	376	2053	0	0	0	0	0	0	229	113	342	1906	489	2395
CHITTORGARH	2503	756	3259	0	0	0	86	26	112	60	25	85	2649	807	3456
CHURU	2934	736	3670	0	0	0	328	58	386	212	35	247	3474	829	4303
DOUSA	3705	620	4325	0	0	0	0	0	0	1901	734	2635	5606	1354	6960
DHOLPUR	1630	237	1867	0	0	0	0	0	0	363	136	499	1993	373	2366
DUNGARPUR	685	341	1026	0	0	0	0	0	0	66	13	79	751	354	1105
HANUMANGARH	4038	1437	5475	0	0	0	69	71	140	762	398	1160	4869	1906	6775
JAIPUR	8925	3376	12301	0	0	0	66	111	177	3042	1834	4876	12033	5321	17354
JAISALMER	710	123	833	0	0	0	0	0	0	68	25	93	778	148	926
JALORE	2499	242	2741	0	0	0	0	0	0	32	5	37	2531	247	2778
JHALAWAR	1342	580	1922	0	0	0	5	0	5	12	2	14	1359	582	1941
JHUNJHUNU	4783	2306	7089	0	0	0	44	175	219	1422	751	2173	6249	3232	9481
JODHPUR	5794	873	6667	0	0	0	0	0	0	432	303	735	6226	1176	7402
KOTA	3087	1823	4910	0	0	0	0	0	0	2810	1684	4494	5897	3507	9404
NAGAU	4044	677	4721	0	0	0	2	0	2	71	15	86	4117	692	4809
PALI	3735	810	4545	0	0	0	0	0	0	63	3	66	3798	813	4611
RAJSAMAND	1316	405	1721	0	0	0	0	0	0	50	12	62	1366	417	1783
SWAIMADHOPUR	3063	491	3554	0	0	0	0	0	0	322	99	421	3385	590	3975
SHRI GANGANAGAR	3465	910	4375	0	0	0	162	118	280	524	254	778	4151	1282	5433
SIKAR	5505	1740	7245	0	0	0	48	33	81	316	124	440	5869	1897	7766
SIROHI	1606	387	1993	0	0	0	98	123	221	65	8	73	1769	518	2287
TONK	2888	439	3327	0	0	0	0	0	0	386	210	596	3274	649	3923
UDAIPUR	2580	1617	4197	0	0	0	187	228	415	703	393	1096	3470	2238	5708
KAROLI	3670	327	3997	0	0	0	0	0	0	419	143	562	4089	470	4559
GRAND TOTAL	98998	28409	127407	0	0	0	2778	2191	4969	17966	9214	27180	119742	39814	159556

OFFICE OF THE DIRECTOR, SECONDARY EDUCATION, RAJASTHAN, BIKANER
MANAGEMENT WISE SC ENROLMENT, YEAR 1997-98 **(SR. SECONDARY)**

SCHOOL	GOVERNMENT			LOCAL-BODIES			AIDED SCHOOL			UN-AIDED SCHOOLS			GRAND TOTAL		
	BOYS	GIRLS	TOTAL	BOYS	GIRLS	TOTAL	BOYS	GIRLS	TOTAL	BOYS	GIRLS	TOTAL	BOYS	GIRLS	TOTAL
AJMER	5177	1394	6571	0	0	0	1227	1055	2282	267	112	379	6671	2561	9232
ALWAR	8245	1170	9415	0	0	0	117	47	164	159	31	190	8521	1248	9769
BANSWARA	656	170	826	0	0	0	0	0	0	24	15	39	680	185	865
BARAN	1814	522	2336	0	0	0	0	0	0	0	0	0	1814	522	2336
BARMER	1670	43	1713	0	0	0	2	2	4	0	0	0	1672	45	1717
BHARTPUR	5331	718	6049	0	0	0	115	164	279	87	27	114	5533	909	6442
BHILWARA	2976	479	3455	0	0	0	95	16	111	3	0	3	3074	495	3569
BIKANER	497	621	1118	0	0	0	5	62	67	357	69	426	859	752	1611
BUNDI	1662	417	2079	0	0	0	0	0	0	82	47	129	1744	464	2208
CHITTORGARH	2345	662	3007	0	0	0	80	16	96	22	5	27	2447	683	3130
CHURU	1800	583	2383	0	0	0	130	98	228	0	0	0	1930	681	2611
DOUSA	3894	319	4213	0	0	0	0	0	0	261	196	457	4155	515	4670
DHOLPUR	1626	186	1812	0	0	0	0	0	0	197	23	220	1823	209	2032
DUNGARPUR	798	295	1093	0	0	0	0	0	0	31	3	34	829	298	1127
HANUMANGARH	3054	443	3497	0	0	0	180	147	327	167	53	220	3401	643	4044
JAIPUR	9493	1939	11432	0	0	0	1413	382	1795	1399	910	2309	12305	3231	15536
JAISALMER	589	32	621	0	0	0	0	0	0	0	0	0	589	32	621
JALDRE	1771	277	2048	0	0	0	0	0	0	0	0	0	1771	277	2048
JHALAWAR	1670	336	2006	0	0	0	0	0	0	0	0	0	1670	336	2006
JHUNJHUNU	3794	1253	5047	0	0	0	1634	670	2304	371	94	465	5799	2017	7816
JODHPUR	2508	422	2930	0	0	0	612	239	851	603	158	761	3723	819	4542
KOTA	3140	1112	4252	0	0	0	133	86	219	918	1693	2611	4191	2891	7082
NAGOUR	2932	421	3353	0	0	0	56	0	56	9	5	14	2997	426	3423
PALI	3530	514	4044	0	0	0	190	65	255	22	13	35	3742	592	4334
RAJSAMAND	1553	421	1974	0	0	0	9	7	16	1	0	1	1563	428	1991
SWAIMADHOPUR	2320	632	2952	0	0	0	129	43	172	691	161	852	3140	836	3976
SHRI GANGANAGAR	3289	1127	4416	0	0	0	814	322	1136	86	53	139	4189	1502	5691
SIKAR	3575	519	4094	0	0	0	338	134	472	0	0	0	3913	653	4566
SIROHI	1608	264	1872	0	0	0	73	100	173	10	6	16	1691	370	2061
TONK	2849	665	3514	0	0	0	0	0	0	189	37	226	3038	702	3740
UDAIPUR	2564	670	3234	0	0	0	466	224	690	166	144	310	3196	1038	4234
KAROLI	2805	173	2978	0	0	0	0	0	0	62	9	71	2867	182	3049
GRAND TOTAL	91535	18799	110334	0	0	0	7818	3879	11697	6184	3864	10048	105537	26542	132079

OFFICE OF THE DIRECTOR, SECONDARY EDUCATION, RAJASTHAN, BIKANER
MANAGEMENT WISE SC ENROLMENT, YEAR 1997-98
(CONSOLIDATED)

SCHOOL	GOVERNMENT			LOCAL-BODIES			AIDED SCHOOL			UN-AIDED SCHOOLS			GRAND TOTAL		
	BOYS	GIRLS	TOTAL	BOYS	GIRLS	TOTAL	BOYS	GIRLS	TOTAL	BOYS	GIRLS	TOTAL	BOYS	GIRLS	TOTAL
AJMER	24756	14287	39043	10712	5545	16257	5062	3362	8424	4582	2222	6804	45112	25416	70528
ALWAR	35488	15517	51005	22976	15832	38808	117	47	164	7766	3411	11177	66347	34807	101154
BANSWARA	5366	3628	8994	3080	2603	5683	19	13	32	309	136	445	8774	6380	15154
BARAN	12282	6218	18500	9226	6802	16028	0	0	0	2715	1329	4044	24223	14349	38572
BARMER	14099	4903	19002	14110	7851	21961	72	45	117	526	217	743	28807	13016	41823
BHARTPUR	26925	8755	35680	18134	11522	29656	115	164	279	11300	4901	16201	56474	25342	81816
BHILWARA	17795	7249	25044	13063	5983	19046	228	71	299	2028	1188	3216	33114	14491	47605
BIKANER	10110	4665	14775	11055	4754	15809	387	357	744	4642	2285	6927	26194	12061	38255
BUNDI	11465	5136	16601	8026	4790	12816	0	0	0	2047	1027	3074	21538	10953	32491
CHITTORGARH	15466	7696	23162	10251	6286	16537	261	102	363	1639	1024	2663	27617	15108	42725
CHURU	18648	8400	27048	13451	7036	20487	705	292	997	1824	764	2588	34628	16492	51120
DOUSA	19515	6663	26178	12338	7171	19509	117	100	217	6191	2620	8811	38161	16554	54715
DHOLPUR	11810	3950	15760	10025	5546	15571	30	58	88	2097	918	3015	23962	10472	34434
DUNGARPUR	4137	2788	6925	2319	1677	3996	3	0	3	413	164	577	6872	4629	11501
HANUMANGARH	18995	9314	28309	10534	7724	18258	569	460	1029	5918	3311	9229	36016	20809	56825
JAIPUR	49816	27321	77137	23633	14962	38595	2922	1531	4453	18514	10955	29469	94885	54769	149654
JAISALMER	4363	1528	5891	2644	1298	3942	9	11	20	218	111	329	7234	2948	10182
JALORE	15404	3875	19279	11090	3999	15089	49	20	69	385	183	568	26928	8077	35005
JHALAWAR	11244	4697	15941	9643	6322	15965	5	0	5	1491	765	2256	22383	11784	34167
JHUNJHUNU	19833	13515	33348	11259	10705	21964	1919	1040	2959	6129	3045	9174	39140	28305	67445
JODHPUR	22276	9831	32107	11513	5402	16915	10125	2772	12897	5397	2983	8380	49311	20988	70299
KOTA	17877	12249	30126	10116	7100	17216	203	134	337	8053	5146	13199	36249	24629	60878
NAGAU	29030	11655	40685	23939	13987	37926	90	18	108	279	145	424	53338	25805	79143
PALI	27646	11068	38714	12389	7383	19772	190	65	255	1019	445	1464	41244	18961	60205
RAJSAMAND	8198	4334	12532	6144	5036	11180	9	7	16	1070	512	1582	15421	9889	25310
SWAIMADHOPUR	14968	8984	23952	11427	3908	15335	129	43	172	6638	1786	8424	33162	14721	47883
SHRI-GANGANAGAR	23024	13302	36326	24161	18890	43051	1868	1124	2992	7625	4714	12339	56678	38030	94708
SIKAR	22837	11328	34165	14969	10222	25191	771	312	1083	2360	639	2999	40937	22501	63438
SIROHI	10384	3645	14029	6542	2474	9016	171	223	394	280	75	355	17377	6417	23794
TONK	16035	5811	21846	10115	4754	14869	0	0	0	3606	1791	5397	29756	12356	42112
UDAIPUR	13287	10495	23782	9306	4604	13910	3800	919	4719	3876	2277	6153	30269	18295	48564
KAROLI	11696	3773	15469	12558	6381	18939	0	0	0	5584	3264	8848	29838	13418	43256
GRAND TOTAL	564775	266580	831355	380748	228549	609297	29945	13290	43235	126521	64353	190874	1101989	572772	1674761

**OFFICE OF THE DIRECTOR, SECONDARY EDUCATION, RAJASTHAN, BIKANER
MANAGEMENT WISE ST ENROLMENT, YEAR 1997-98
(PRIMARY)**

SCHOOL	GOVERNMENT			LOCAL-BODIES			AIDED SCHOOL			UN-AIDED SCHOOLS			GRAND TOTAL		
	BOYS	GIRLS	TOTAL	BOYS	GIRLS	TOTAL	BOYS	GIRLS	TOTAL	BOYS	GIRLS	TOTAL	BOYS	GIRLS	TOTAL
AJMER	264	215	479	1631	732	2363	261	175	436	330	146	476	2486	1268	3754
ALWAR	138	152	290	11938	7184	19122	0	0	0	430	227	657	12506	7563	20069
BAIKWARA	270	211	481	55913	30638	86551	10	8	18	918	364	1282	57111	31221	88332
BARAN	87	88	175	12174	8692	20866	0	0	0	382	140	522	12643	8920	21563
BARMER	102	49	151	5152	2160	7312	0	0	0	39	16	55	5293	2225	7518
BHARTPUR	88	134	222	1942	1898	3840	0	0	0	206	122	328	2236	2154	4390
BHILWARA	435	282	717	7157	3124	10281	27	2	29	86	20	106	7705	3428	11133
BIKANER	110	60	170	65	19	84	2	3	5	74	41	115	251	123	374
BUNDI	149	119	268	10080	6390	16470	0	0	0	455	187	642	10684	6696	17380
CHITTORGARH	172	124	296	20114	11431	31545	41	30	71	186	117	303	20513	11702	32215
CHURU	62	53	115	399	296	695	9	6	15	44	30	74	514	385	899
DOUSA	164	182	346	15265	10011	25276	19	16	35	674	199	873	16122	10408	26530
DHOLPUR	1	6	7	2463	1581	4044	0	0	0	369	131	500	2833	1718	4551
DUNGARPUR	5663	541	6204	44224	25231	69455	0	0	0	15	10	25	49902	25782	75684
HANUMANGARH	28	29	57	59	40	99	0	0	0	51	37	88	138	106	244
JAI PUR	1789	1454	3243	16496	10443	26939	116	189	305	1966	1178	3144	20367	13264	33631
JAISALMER	173	76	249	842	341	1183	1	2	3	30	12	42	1046	431	1477
JALORE	163	123	286	4515	1024	5539	0	0	0	28	20	48	4706	1167	5873
JHALAWAR	243	161	404	8144	5068	13212	0	0	0	236	102	338	8623	5331	13954
JHUNJHUNU	23	38	61	1186	1241	2427	2	6	8	54	46	100	1265	1331	2596
JODHPUR	1734	764	2498	2005	544	2549	347	52	399	194	60	254	4280	1420	5700
KOTA	473	363	836	6205	5296	11501	73	2	75	0	0	0	6751	5661	12412
NAGAU	22	19	41	611	433	1044	2	1	3	5	5	10	640	458	1098
PALI	5	6	11	3703	1405	5108	0	0	0	13	3	16	3721	1414	5135
RAJSAMAND	433	349	782	5818	3474	9292	0	0	0	53	22	75	6304	3845	10149
SWAIMADHOPUR	143	121	264	10797	5156	15953	0	0	0	1690	398	2088	12630	5675	18305
SHRI GANGANAGAR	103	89	192	53	65	118	9	20	29	81	60	141	246	234	480
SIKAR	141	157	298	3310	2632	5942	30	5	35	172	103	275	3653	2897	6550
SIROHI	547	359	906	5278	1951	7229	0	0	0	26	4	30	5851	2314	8165
TONK	44	29	73	7013	3355	10368	0	0	0	334	181	515	7391	3565	10956
UDAIPUR	1176	583	1759	54122	23826	77948	135	133	268	300	125	425	55733	24667	80400
KAROLI	182	156	338	10575	4860	15435	0	0	0	2383	1354	3737	13140	6370	19510
GRAND TOTAL	15127	7092	22219	329249	180541	509790	1084	650	1734	11824	5460	17284	357284	193743	551027

OFFICE OF THE DIRECTOR, SECONDARY EDUCATION, RAJASTHAN, BIKANER
MANAGEMENT WISE ST ENROLMENT, YEAR 1997-98 **(UPPER PRIMARY)**

SCHOOL	GOVERNMENT			LOCAL-BODIES			AIDED SCHOOL			UN-AIDED SCHOOLS			GRAND TOTAL		
	BOYS	GIRLS	TOTAL	BOYS	GIRLS	TOTAL	BOYS	GIRLS	TOTAL	BOYS	GIRLS	TOTAL	BOYS	GIRLS	TOTAL
AJMER	1412	568	1980	0	0	0	117	39	156	510	215	725	2039	822	2861
ALWAR	9294	4322	13616	0	0	0	0	0	0	2003	731	2734	11297	5053	16350
BANSWARA	42285	20797	63082	0	0	0	0	0	0	1232	539	1771	43517	21336	64853
BARAN	6714	3298	10012	0	0	0	0	0	0	1246	403	1649	7960	3701	11661
BARMER	2531	743	3274	0	0	0	0	0	0	32	17	49	2563	760	3323
BHARTPUR	1835	1168	3003	0	0	0	0	0	0	1114	589	1703	2949	1757	4706
BHILWARA	4329	1612	5941	0	0	0	4	4	8	278	204	482	4611	1820	6431
BIKANER	16	2	18	0	0	0	0	0	0	46	59	105	62	61	123
BUNDI	6528	2749	9277	0	0	0	0	0	0	987	400	1387	7515	3149	10664
CHITTORGARH	10393	3761	14154	0	0	0	16	8	24	149	105	254	10558	3874	14432
CHURU	437	341	778	0	0	0	29	14	43	201	107	308	667	462	1129
DOUSA	12102	6169	18271	0	0	0	0	0	0	5818	1453	7271	17920	7622	25542
DHOLPUR	1786	686	2472	0	0	0	20	52	72	560	182	742	2366	920	3286
DUNGARPUR	16999	15567	32566	0	0	0	5	3	8	206	253	459	17210	15823	33033
HANUMANGARH	39	41	80	0	0	0	5	4	9	170	100	270	214	145	359
JAIPUR	14260	5950	20210	0	0	0	468	296	764	5407	3157	8564	20135	9403	29538
JAISALMER	726	125	851	0	0	0	0	0	0	12	12	24	738	137	875
JALORE	3393	596	3989	0	0	0	3	2	5	34	6	40	3430	604	4034
JHALAWAR	5176	1876	7052	0	0	0	0	0	0	569	372	941	5745	2248	7993
JHUNJHUNU	1233	1105	2338	0	0	0	13	7	20	864	459	1323	2110	1571	3681
JODHPUR	1740	136	1876	0	0	0	444	107	551	345	112	457	2529	355	2884
KOTA	3985	1910	5895	0	0	0	49	19	68	2133	2026	4159	6167	3955	10122
NAGOUR	305	135	440	0	0	0	0	10	10	0	0	0	305	145	450
PALI	6469	1575	8044	0	0	0	0	0	0	89	40	129	6558	1615	8173
RAJSAMAND	3561	1563	5124	0	0	0	0	0	0	133	46	179	3694	1609	5303
SWAIMADHOPUR	8593	5213	13806	0	0	0	0	0	0	1337	502	1839	9930	5715	15645
SHRI GANGANAGAR	82	92	174	0	0	0	49	43	92	336	258	594	467	393	860
SIKAR	2171	1575	3746	0	0	0	0	5	5	411	348	759	2582	1928	4510
SIROHI	4594	1159	5753	0	0	0	0	0	0	27	13	40	4621	1172	5793
TONK	6122	1576	7698	0	0	0	0	0	0	910	235	1145	7032	1811	8843
UDAIPUR	26474	10505	36979	0	0	0	129	141	270	459	419	878	27062	11065	38127
KAROLI	6942	1648	8590	0	0	0	0	0	0	3618	1276	4894	10560	2924	13484
GRAND TOTAL	212526	98563	311089	0	0	0	1351	754	2105	31236	14638	45874	245113	113955	359068

OFFICE OF THE DIRECTOR, SECONDARY EDUCATION, RAJASTHAN, BIKANER
MANAGEMENT WISE ST ENROLMENT, YEAR 1997-98 (SECONDARY)

SCHOOL	GOVERNMENT			LOCAL-BODIES			AIDED SCHOOL			UN-AIDED SCHOOLS			GRAND TOTAL		
	BOYS	GIRLS	TOTAL	BOYS	GIRLS	TOTAL	BOYS	GIRLS	TOTAL	BOYS	GIRLS	TOTAL	BOYS	GIRLS	TOTAL
AJMER	433	131	564	0	0	0	118	155	273	20	15	35	571	301	872
ALWAR	2185	892	3077	0	0	0	0	0	0	695	394	1089	2880	1286	4166
BANSWARA	4955	1606	6561	0	0	0	407	182	589	37	29	66	5399	1817	7216
BARAN	1730	475	2205	0	0	0	0	0	0	349	90	439	2079	565	2644
BARMER	463	70	533	0	0	0	55	44	99	0	0	0	518	114	632
BHARTPUR	830	329	1159	0	0	0	0	0	0	695	78	773	1525	407	1932
BHILWARA	1733	245	1978	0	0	0	7	4	11	3	0	3	1743	249	1992
BIKANER	100	49	149	0	0	0	40	62	102	125	84	209	265	195	460
BUNDI	1854	325	2179	0	0	0	0	0	0	143	53	196	1997	378	2375
CHITTORGARH	1956	350	2306	0	0	0	13	4	17	6	0	6	1975	354	2329
CHURU	232	47	279	0	0	0	24	6	30	67	6	73	323	59	382
DOUSA	6252	1081	7333	0	0	0	0	0	0	2780	487	3267	9032	1568	10600
DHOLPUR	873	169	1042	0	0	0	0	0	0	212	70	282	1085	239	1324
DUNGARPUR	5228	1989	7217	0	0	0	0	0	0	148	74	222	5376	2063	7439
HANUMANGARH	19	8	27	0	0	0	18	2	20	66	35	101	103	45	148
JAI PUR	5313	1503	6816	0	0	0	67	39	106	1784	1008	2792	7164	2550	9714
JAISALMER	174	17	191	0	0	0	0	0	0	12	1	13	186	18	204
JALORE	442	31	473	0	0	0	0	0	0	15	0	15	457	31	488
JHALAWAR	1150	266	1416	0	0	0	1	0	1	10	12	22	1161	278	1439
JHUNJHUNU	733	345	1078	0	0	0	33	19	52	290	141	431	1056	505	1561
JODHPUR	651	107	758	0	0	0	0	0	0	152	52	204	803	159	962
KOTA	1665	675	2340	0	0	0	0	0	0	1211	780	1991	2876	1455	4331
NAGPUR	58	33	91	0	0	0	0	0	0	12	12	24	70	45	115
PALI	828	82	910	0	0	0	0	0	0	15	2	17	843	84	927
RAJSAMAND	402	59	461	0	0	0	0	0	0	28	5	33	430	64	494
SWAIMADHOPUR	5744	834	6578	0	0	0	0	0	0	961	124	1085	6705	958	7663
SHRI GANGANAGAR	20	16	36	0	0	0	1	3	4	37	18	55	58	37	95
SIKAR	1492	558	2050	0	0	0	1	10	11	99	34	133	1592	602	2194
SIROHI	749	129	878	0	0	0	53	49	102	30	8	38	832	186	1018
TONK	2115	268	2383	0	0	0	0	0	0	140	61	201	2255	329	2584
UDAIPUR	4954	1375	6329	0	0	0	47	27	74	412	251	663	5413	1653	7066
VAROLI	4661	863	5524	0	0	0	0	0	0	902	182	1084	5563	1045	6608
GRAND TOTAL	59994	14927	74921	0	0	0	885	606	1491	11456	4106	15562	72335	19639	91974

OFFICE OF THE DIRECTOR, SECONDARY EDUCATION, RAJASTHAN, BIKANER
MANAGEMENT WISE ST ENROLMENT, YEAR 1997-98 (SR. SECONDARY)

SCHOOL	GOVERNMENT			LOCAL-BODIES			AIDED SCHOOL			UN-AIDED SCHOOLS			GRAND TOTAL		
	BOYS	GIRLS	TOTAL	BOYS	GIRLS	TOTAL	BOYS	GIRLS	TOTAL	BOYS	GIRLS	TOTAL	BOYS	GIRLS	TOTAL
AJMER	477	95	572	0	0	0	262	145	407	125	48	173	864	288	1152
ALWAR	5374	670	6044	0	0	0	141	48	189	107	20	127	5622	738	6360
BANSWARA	5387	862	6249	0	0	0	0	0	0	26	11	37	5413	873	6286
BARAN	1674	330	2004	0	0	0	0	0	0	0	0	0	1674	330	2004
BARMER	409	1	410	0	0	0	1	0	1	0	0	0	410	1	411
BHARTPUR	440	184	624	0	0	0	46	194	240	40	7	47	526	385	911
BHILWARA	1011	141	1152	0	0	0	23	4	27	1	0	1	1035	145	1180
BIKANER	85	88	173	0	0	0	13	0	13	28	14	42	126	102	228
BUNDI	2111	214	2325	0	0	0	0	0	0	16	10	26	2127	224	2351
CHITTORGARH	1340	178	1518	0	0	0	31	4	35	2	3	5	1373	185	1558
CHURU	146	91	237	0	0	0	29	42	71	0	0	0	175	133	308
DOUSA	7311	730	8041	0	0	0	0	0	0	1485	190	1675	8796	920	9716
DHOLPUR	619	26	645	0	0	0	0	0	0	175	2	177	794	28	822
DUNGARPUR	4098	1125	5223	0	0	0	0	0	0	89	8	97	4187	1133	5320
MANUMANGARH	99	24	123	0	0	0	28	25	53	1	0	1	128	49	177
JAIPUR	5747	897	6644	0	0	0	841	226	1067	1032	450	1482	7620	1573	9193
JAISALMER	86	3	89	0	0	0	0	0	0	0	0	0	86	3	89
JALORE	289	25	314	0	0	0	0	0	0	0	0	0	289	25	314
JHALAWAR	1389	182	1571	0	0	0	0	0	0	0	0	0	1389	182	1571
JHUNJHUNU	625	276	901	0	0	0	134	149	283	53	12	65	812	437	1249
JODHPUR	150	51	201	0	0	0	105	14	119	89	17	106	344	82	426
KOTA	1967	440	2407	0	0	0	82	44	126	557	334	891	2606	818	3424
NAGOUR	24	18	42	0	0	0	0	0	0	0	0	0	24	18	42
PALI	602	58	660	0	0	0	39	29	68	16	4	20	657	91	748
RAJSAMAND	204	31	235	0	0	0	1	0	1	0	1	1	205	32	237
SWAIMADHOPUR	3397	393	3790	0	0	0	42	18	60	2233	132	2365	5672	543	6215
SHRI GANGANAGAR	68	29	97	0	0	0	85	30	115	62	55	117	215	114	329
SIKAR	1216	148	1364	0	0	0	92	7	99	0	0	0	1308	155	1463
SIRSI	615	59	674	0	0	0	12	29	41	2	1	3	629	89	718
TONK	1783	182	1965	0	0	0	0	0	0	33	2	35	1816	184	2000
UDAIPUR	4726	1023	5749	0	0	0	296	157	453	39	33	72	5061	1213	6274
KAROLI	4443	612	5055	0	0	0	0	0	0	14	5	19	4457	617	5074
GRAND TOTAL	57912	9186	67098	0	0	0	2303	1165	3468	6225	1359	7584	66440	11710	78150

OFFICE OF THE DIRECTOR, SECONDARY EDUCATION, RAJASTHAN, BIKANER
MANAGEMENT WISE ST ENROLMENT, YEAR 1997-98
(CONSOLIDATED)

SCHOOL	GOVERNMENT			LOCAL-BODIES			AIDED SCHOOL			UN-AIDED SCHOOLS			GRAND TOTAL		
	BOYS	GIRLS	TOTAL	BOYS	GIRLS	TOTAL	BOYS	GIRLS	TOTAL	BOYS	GIRLS	TOTAL	BOYS	GIRLS	TOTAL
ANWAR	2603	1023	3626	1631	732	2363	758	514	1272	985	424	1409	5977	2693	8670
ANWAR	16991	6036	23027	11938	7184	19122	141	48	189	3235	1372	4607	32305	14640	46945
ANSWARA	52897	23476	76373	55913	30638	86551	417	190	607	2213	943	3156	111440	55247	166687
ARAN	10205	4191	14396	12174	8692	20866	0	0	0	1977	633	2610	24356	13516	37872
ARMER	3505	863	4368	5152	2160	7312	56	44	100	71	33	104	8784	3100	11884
HARTPUR	3193	1817	5010	1942	1898	3840	46	194	240	2055	796	2851	7236	4705	11941
HILWARA	7508	2280	9788	7157	3124	10281	61	14	75	368	224	592	15094	5642	20736
KANER	311	199	510	65	19	84	55	65	120	273	198	471	704	481	1185
NDI	10642	3407	14049	10080	6390	16470	0	0	0	1601	650	2251	22323	10447	32770
HITTORGARH	13861	4413	18274	20114	11431	31545	101	46	147	343	225	568	34419	16115	50534
HURU	877	532	1409	399	296	695	91	68	159	312	143	455	1679	1039	2718
HUSA	25829	8162	33991	15265	10011	25276	19	16	35	10757	2329	13086	51870	20518	72388
HOLPUR	3279	887	4166	2463	1581	4044	20	52	72	1316	385	1701	7078	2905	9983
HNGARPUR	31988	19222	51210	44224	25231	69455	5	3	8	458	345	803	76675	44801	121476
HNUMANGARH	185	102	287	59	40	99	51	31	82	288	172	460	583	345	928
HIPUR	27109	9804	36913	16496	10443	26939	1492	750	2242	10189	5793	15982	55286	26790	82076
HISALMER	1159	221	1380	842	341	1183	1	2	3	54	25	79	2056	589	2645
HLORE	4287	775	5062	4515	1024	5539	3	2	5	77	26	103	8882	1827	10709
HALAWAR	7958	2485	10443	8144	5068	13212	1	0	1	815	486	1301	16918	8039	24957
HUNJHUNU	2614	1764	4378	1186	1241	2427	182	181	363	1261	658	1919	5243	3844	9087
HHPUR	4281	1070	5351	2005	544	2549	898	181	1079	784	245	1029	7968	2040	10008
HATA	8090	3388	11478	6205	5296	11501	204	65	269	3901	3140	7041	18400	11889	30289
HGAUR	409	205	614	611	433	1044	2	11	13	17	17	34	1039	666	1705
HOLI	7904	1721	9625	3703	1405	5108	39	29	68	133	49	182	11779	3204	14983
HJSAMAND	4600	2002	6602	5818	3474	9292	1	0	1	214	74	288	10633	5550	16183
HAIMADHOPUR	17877	6561	24438	10797	5156	15953	42	18	60	6221	1156	7377	34937	12891	47828
HRI GANGANAGAR	273	226	499	53	65	118	144	96	240	516	391	907	986	778	1764
HAR	5020	2438	7458	3310	2632	5942	123	27	150	682	485	1167	9135	5582	14717
HROHI	6510	1708	8218	5278	1951	7229	65	78	143	85	26	111	11938	3763	15701
HAK	10064	2055	12119	7013	3355	10368	0	0	0	1417	479	1896	18494	5889	24383
HIPUR	37361	13511	50872	54122	23826	77948	607	458	1065	1210	828	2038	93300	38623	131923
HROLI	16228	3279	19507	10575	4860	15435	0	0	0	6917	2817	9734	33720	10956	44676
AND TOTAL	345618	129823	475441	329249	180541	509790	5625	3183	8808	60745	25567	86312	741237	339114	1080351

OFFICE OF THE DIRECTOR, SECONDARY EDUCATION, RAJASTHAN, BIKANER
MANAGEMENT WISE ST ENROLMENT, YEAR 1997-98 (SR. SECONDARY)

SCHOOL	GOVERNMENT			LOCAL-BODIES			AIDED SCHOOL			UN-AIDED SCHOOLS			GRAND TOTAL		
	BOYS	GIRLS	TOTAL	BOYS	GIRLS	TOTAL	BOYS	GIRLS	TOTAL	BOYS	GIRLS	TOTAL	BOYS	GIRLS	TOTAL
AJMER	477	95	572	0	0	0	262	145	407	125	48	173	864	288	1152
ALWAR	5374	670	6044	0	0	0	141	48	189	107	20	127	5622	738	6360
BANSWARA	5387	862	6249	0	0	0	0	0	0	26	11	37	5413	873	6286
BARAM	1674	330	2004	0	0	0	0	0	0	0	0	0	1674	330	2004
BARMER	409	1	410	0	0	0	1	0	1	0	0	0	410	1	411
BHARTPUR	440	184	624	0	0	0	46	194	240	40	7	47	526	385	911
BHILWARA	1011	141	1152	0	0	0	23	4	27	1	0	1	1035	145	1180
BIKANER	85	88	173	0	0	0	13	0	13	28	14	42	126	102	228
BUNDI	2111	214	2325	0	0	0	0	0	0	16	10	26	2127	224	2351
CHITTORGARH	1340	178	1518	0	0	0	31	4	35	2	3	5	1373	185	1558
CHURU	146	91	237	0	0	0	29	42	71	0	0	0	175	133	308
DOUSA	7311	730	8041	0	0	0	0	0	0	1485	190	1675	8796	920	9716
DHOLPUR	619	26	645	0	0	0	0	0	0	175	2	177	794	28	822
DUNGARPUR	4098	1125	5223	0	0	0	0	0	0	89	8	97	4187	1133	5320
HANUMANGARH	99	24	123	0	0	0	28	25	53	1	0	1	128	49	177
JAIPUR	5747	897	6644	0	0	0	841	226	1067	1032	450	1482	7620	1573	9193
JAISALMER	86	3	89	0	0	0	0	0	0	0	0	0	86	3	89
JALORE	289	25	314	0	0	0	0	0	0	0	0	0	289	25	314
JHALAWAR	1389	182	1571	0	0	0	0	0	0	0	0	0	1389	182	1571
JHUNJHUNU	625	276	901	0	0	0	134	149	283	53	12	65	812	437	1249
JODHPUR	150	51	201	0	0	0	105	14	119	89	17	106	344	82	426
KOTA	1967	440	2407	0	0	0	82	44	126	557	334	891	2606	818	3424
NAGOUR	24	18	42	0	0	0	0	0	0	0	0	0	24	18	42
PALI	602	58	660	0	0	0	39	29	68	16	4	20	657	91	748
RAJSAMAND	204	31	235	0	0	0	1	0	1	0	1	1	205	32	237
SWAIMADHOPUR	3397	393	3790	0	0	0	42	18	60	2233	132	2365	5672	543	6215
SHRI GANGANAGAR	68	29	97	0	0	0	85	30	115	62	55	117	215	114	329
SIKAR	1216	148	1364	0	0	0	92	7	99	0	0	0	1308	155	1463
SIROHI	615	59	674	0	0	0	12	29	41	2	1	3	629	89	718
TONK	1783	182	1965	0	0	0	0	0	0	33	2	35	1816	184	2000
UDAIPUR	4726	1023	5749	0	0	0	296	157	453	39	33	72	5061	1213	6274
KAROLI	4443	612	5055	0	0	0	0	0	0	14	5	19	4457	617	5074
GRAND TOTAL	57912	9186	67098	0	0	0	2303	1165	3468	6225	1359	7584	66440	11710	78150

OFFICE OF THE DIRECTOR, SECONDARY EDUCATION, RAJASTHAN, BIKANER
MANAGEMENT WISE ST ENROLMENT, YEAR 1997-98
(CONSOLIDATED)

SCHOOL	GOVERNMENT			LOCAL-BODIES			AIDED SCHOOL			UN-AIDED SCHOOLS			GRAND TOTAL		
	BOYS	GIRLS	TOTAL	BOYS	GIRLS	TOTAL	BOYS	GIRLS	TOTAL	BOYS	GIRLS	TOTAL	BOYS	GIRLS	TOTAL
ANWAR	2603	1023	3626	1631	732	2363	758	514	1272	985	424	1409	5977	2693	8670
ANWAR	16991	6036	23027	11938	7184	19122	141	48	189	3235	1372	4607	32305	14640	46945
ANSWARA	52897	23476	76373	55913	30638	86551	417	190	607	2213	943	3156	111440	55247	166687
ARAN	10205	4191	14396	12174	8692	20866	0	0	0	1977	633	2610	24356	13516	37872
ARMER	3505	863	4368	5152	2160	7312	56	44	100	71	33	104	8784	3100	11884
HARTPUR	3193	1817	5010	1942	1898	3840	46	194	240	2055	796	2851	7236	4705	11941
HILWARA	7508	2280	9788	7157	3124	10281	61	14	75	368	224	592	15094	5642	20736
BIKANER	311	199	510	65	19	84	55	65	120	273	198	471	704	481	1185
INDI	10642	3407	14049	10080	6390	16470	0	0	0	1601	650	2251	22323	10447	32770
HITTORGARH	13861	4413	18274	20114	11431	31545	101	46	147	343	225	568	34419	16115	50534
HURU	877	532	1409	399	296	695	91	68	159	312	143	455	1679	1039	2718
HUSA	25829	8162	33991	15265	10011	25276	19	16	35	10757	2329	13086	51870	20518	72388
HOLPUR	3279	887	4166	2463	1581	4044	20	52	72	1316	385	1701	7078	2905	9983
INGARPUR	31988	19222	51210	44224	25231	69455	5	3	8	458	345	803	76675	44801	121476
NUMANGARH	185	102	287	59	40	99	51	31	82	288	172	460	583	345	928
IPUR	27109	9804	36913	16496	10443	26939	1492	750	2242	10189	5793	15982	55286	26790	82076
ISALMER	1159	221	1380	842	341	1183	1	2	3	54	25	79	2056	589	2645
LORE	4287	775	5062	4515	1024	5539	3	2	5	77	26	103	8882	1827	10709
ALAWAR	7958	2485	10443	8144	5068	13212	1	0	1	815	486	1301	16918	8039	24957
UNJHUNU	2614	1764	4378	1186	1241	2427	182	181	363	1261	658	1919	5243	3844	9087
DHPUR	4281	1070	5351	2005	544	2549	898	181	1079	784	245	1029	7968	2040	10008
TA	8090	3388	11478	6205	5296	11501	204	65	269	3901	3140	7041	18400	11889	30289
GAUR	409	205	614	611	433	1044	2	11	13	17	17	34	1039	666	1705
LI	7904	1721	9625	3703	1405	5108	39	29	68	133	49	182	11779	3204	14983
JSAMAND	4600	2002	6602	5818	3474	9292	1	0	1	214	74	288	10633	5550	16183
AIMADHOPUR	17877	6561	24438	10797	5156	15953	42	18	60	6221	1156	7377	34937	12891	47828
RI GANGANAGAR	273	226	499	53	65	118	144	96	240	516	391	907	986	778	1764
VAR	5020	2438	7458	3310	2632	5942	123	27	150	682	485	1167	9135	5582	14717
ROHI	6510	1708	8218	5278	1951	7229	65	78	143	85	26	111	11938	3763	15701
AK	10064	2055	12119	7013	3355	10368	0	0	0	1417	479	1896	18494	5889	24383
PIPUR	37361	13511	50872	54122	23826	77948	607	458	1065	1210	828	2038	93300	38623	131923
ROLI	16228	3279	19507	10575	4860	15435	0	0	0	6917	2817	9734	33720	10956	44676
AND TOTAL	345618	129823	475441	329249	180541	509790	5625	3183	8808	60745	25567	86312	741237	339114	1080351

OFFICE OF THE DIRECTOR, SECONDARY EDUCATION, RAJASTHAN, BIKANER
DISTRICT WISE AND MANAGEMENT WISE SCHOOLS IN RURAL AREA, YEAR 1997-98 (PRE - PRIMARY)

DISTRICT-	GOVERNMENT			LOCAL-BODIES			AIDED SCHOOL			UN-AIDED SCHOOLS			GRAND TOTAL		
	BOYS	GIRLS	TOTAL	BOYS	GIRLS	TOTAL	BOYS	GIRLS	TOTAL	BOYS	GIRLS	TOTAL	BOYS	GIRLS	TOTAL
AJMER	3	0	3	0	0	0	0	0	0	0	0	0	3	0	3
ALWAR	0	0	0	0	0	0	0	0	0	0	0	0	0	0	0
BANSWARA	0	0	0	0	0	0	0	0	0	0	0	0	0	0	0
BARAN	0	0	0	0	0	0	0	0	0	0	0	0	0	0	0
BARMER	0	0	0	0	0	0	0	0	0	0	0	0	0	0	0
BHARTPUR	0	0	0	0	0	0	0	0	0	0	0	0	0	0	0
BHILWARA	0	0	0	0	0	0	0	0	0	0	0	0	0	0	0
BIKANER	0	0	0	0	0	0	0	0	0	0	0	0	0	0	0
BUNDI	0	0	0	0	0	0	0	0	0	0	0	0	0	0	0
BHITTOGARH	0	0	0	0	0	0	0	0	0	0	0	0	0	0	0
BHURU	0	0	0	0	0	0	0	0	0	0	0	0	0	0	0
BHUSA	0	0	0	0	0	0	0	0	0	0	0	0	0	0	0
BHOLPUR	0	0	0	0	0	0	0	0	0	0	0	0	0	0	0
BHUNGARPUR	0	0	0	0	0	0	0	0	0	0	0	0	0	0	0
BANUHANGARH	0	0	0	0	0	0	0	0	0	0	0	0	0	0	0
BAPUR	0	0	0	0	0	0	0	0	0	0	0	0	0	0	0
BASALMER	0	0	0	0	0	0	0	0	0	0	0	0	0	0	0
BALORE	0	0	0	0	0	0	0	0	0	0	0	0	0	0	0
BALAWAR	0	0	0	0	0	0	0	0	0	0	0	0	0	0	0
BHUNJHUNU	0	0	0	0	0	0	0	0	0	0	0	0	0	0	0
BODHPUR	0	0	0	0	0	0	0	0	0	0	0	0	0	0	0
BOTA	0	0	0	0	0	0	0	0	0	0	0	0	0	0	0
BAGAUR	0	0	0	0	0	0	0	0	0	0	0	0	0	0	0
BALI	0	0	0	0	0	0	0	0	0	0	0	0	0	0	0
BASAMAND	0	0	0	0	0	0	0	0	0	0	0	0	0	0	0
BALIMADHOPUR	0	0	0	0	0	0	0	0	0	0	0	0	0	0	0
BHRI GANGANAGAR	0	0	0	0	0	0	0	0	0	0	0	0	0	0	0
BHAKAR	0	0	0	0	0	0	0	0	0	0	0	0	0	0	0
BHROHI	0	0	0	0	0	0	0	0	0	0	0	0	0	0	0
BHANK	0	0	0	0	0	0	0	0	0	0	0	0	0	0	0
BHAIYIPUR	0	1	1	0	0	0	0	0	0	0	0	0	0	1	1
BHROLI	0	0	0	0	0	0	0	0	0	0	0	0	0	0	0
GRAND TOTAL	3	1	4	0	0	0	0	0	0	0	0	0	3	1	4

OFFICE OF THE DIRECTOR, SECONDARY EDUCATION, RAJASTHAN, BIKANER
DISTRICT WISE AND MANAGEMENT WISE SCHOOLS IN RURAL AREA, YEAR 1997-98 (PRIMARY)

DISTRICT	GOVERNMENT			LOCAL-BODIES			AIDED SCHOOL			UN-AIDED SCHOOLS			GRAND TOTAL		
	BOYS	GIRLS	TOTAL	BOYS	GIRLS	TOTAL	BOYS	GIRLS	TOTAL	BOYS	GIRLS	TOTAL	BOYS	GIRLS	TOTAL
AJMER	0	0	0	885	56	941	1	0	1	38	0	38	924	56	980
ALWAR	0	0	0	1432	131	1563	0	0	0	171	0	171	1603	131	1734
BANSWARA	0	0	0	1027	15	1042	26	0	26	0	0	0	1053	15	1068
BARAN	3	1	4	676	14	690	0	0	0	18	0	18	697	15	712
BARKER	0	0	0	1566	40	1606	0	0	0	26	0	26	1592	40	1632
BHARTPUR	0	0	0	1027	60	1087	0	0	0	61	1	62	1088	61	1149
BHILWARA	4	0	4	1136	83	1219	0	0	0	30	0	30	1170	83	1253
BIKANER	1	3	4	557	36	593	0	0	0	16	6	22	574	45	619
BUNDI	0	0	0	619	18	637	0	0	0	24	0	24	643	18	661
CHITTORGARH	0	0	0	1287	43	1330	1	0	1	28	0	28	1316	43	1359
CHURU	0	0	0	588	138	726	0	0	0	25	2	27	613	140	753
DOUSA	6	0	6	675	30	705	0	0	0	28	0	28	709	30	739
DHOLPUR	0	0	0	568	7	575	0	0	0	24	0	24	592	7	599
DUNGARPUR	0	0	0	803	16	819	0	0	0	44	0	44	847	16	863
HANUMANGARH	0	0	0	420	76	496	0	1	1	34	49	83	454	126	580
JAIPUR	0	0	0	1516	127	1643	0	0	0	37	2	39	1553	129	1682
JAISALMER	0	0	0	413	9	422	0	0	0	1	0	1	414	9	423
JALDRE	0	0	0	600	34	634	0	0	0	1	0	1	601	34	635
JHALAWAR	0	0	0	873	24	897	0	0	0	26	0	26	899	24	923
JHUNJHUNU	0	0	0	832	120	952	0	0	0	21	0	21	853	120	973
JODHPUR	0	0	0	1051	36	1087	0	0	0	75	1	76	1126	37	1163
KOTA	0	0	0	520	15	535	1	0	1	0	0	0	521	15	536
NAGOUR	0	0	0	1104	80	1184	0	1	1	20	1	21	1124	82	1206
PALI	0	0	0	862	66	928	0	0	0	0	0	0	862	66	928
RAJSAMAND	0	0	0	683	35	718	0	0	0	24	0	24	707	35	742
SWAIMADHOPUR	0	0	0	533	31	564	0	0	0	60	0	60	593	31	624
SHRI GANGANAGAR	0	1	1	1083	49	1132	0	0	0	37	35	72	1120	85	1205
SIKAR	0	0	0	940	103	1043	0	0	0	32	0	32	972	103	1075
SIROHI	0	0	0	291	18	309	0	0	0	4	0	4	295	18	313
TONK	0	0	0	674	33	707	0	0	0	19	12	31	693	45	738
UDAIPUR	0	0	0	1553	41	1594	2	0	2	38	0	38	1593	41	1634
KAROLI	0	0	0	584	20	604	74	0	74	0	0	0	658	20	678
GRAND TOTAL	14	5	19	27378	1604	28982	105	2	107	962	109	1071	28459	1720	30179

OFFICE OF THE DIRECTOR, SECONDARY EDUCATION, RAJASTHAN, BIKANER
DISTRICT WISE AND MANAGEMENT WISE SCHOOLS IN RURAL AREA, YEAR 1997-98 (UPPER PRIMARY)

DISTRICT	GOVERNMENT			LOCAL-BODIES			AIDED SCHOOL			UN-AIDED SCHOOLS			GRAND TOTAL		
	BOYS	GIRLS	TOTAL	BOYS	GIRLS	TOTAL	BOYS	GIRLS	TOTAL	BOYS	GIRLS	TOTAL	BOYS	GIRLS	TOTAL
AJMER	278	31	309	0	0	0	1	0	1	15	0	15	294	31	325
ALWAR	484	44	528	0	0	0	0	0	0	210	1	211	694	45	739
BANSWARA	331	33	364	0	0	0	0	0	0	16	0	16	347	33	380
BARAN	194	11	205	0	0	0	0	0	0	37	0	37	231	11	242
BARMER	384	8	392	0	0	0	0	0	0	9	0	9	393	8	401
BHARTPUR	347	45	392	0	0	0	0	0	0	182	3	185	529	48	577
BHILWARA	354	60	414	0	0	0	1	0	1	13	0	13	368	60	428
BIKANER	182	11	193	0	0	0	0	0	0	8	5	13	190	16	206
BUNDI	156	17	173	0	0	0	0	0	0	19	0	19	175	17	192
CHITTORGARH	354	35	389	0	0	0	0	0	0	3	0	3	357	35	392
CHURU	292	26	318	0	0	0	0	0	0	19	3	22	311	29	340
DOUSA	222	21	243	0	0	0	0	0	0	117	0	117	339	21	360
DHOLPUR	162	7	169	0	0	0	0	0	0	18	0	18	180	7	187
DUNGARPUR	236	28	264	0	0	0	0	0	0	17	0	17	253	28	281
HANUMANGARH	208	39	247	0	0	0	0	3	3	49	14	63	257	56	313
JAIPUR	472	69	541	0	0	0	0	0	0	70	0	70	542	69	611
JAISALMER	122	6	128	0	0	0	0	0	0	1	1	2	123	7	130
JALORE	235	22	257	0	0	0	0	0	0	9	0	9	244	22	266
JHALAWAR	216	15	231	0	0	0	0	0	0	8	2	10	224	17	241
JHUNJHUNU	272	66	338	0	0	0	4	0	4	192	1	193	468	67	535
JODHPUR	318	19	337	0	0	0	0	0	0	20	0	20	338	19	357
KOTA	148	16	164	0	0	0	0	0	0	43	0	43	191	16	207
NAGOUR	425	46	471	0	0	0	0	0	0	7	1	8	432	47	479
PALI	311	45	356	0	0	0	0	0	0	17	1	18	328	46	374
RAJSAMAND	205	20	225	0	0	0	0	0	0	11	0	11	216	20	236
SWAIMADHOPUR	173	17	190	0	0	0	0	0	0	49	0	49	222	17	239
SHRI GANGANAGAR	336	23	359	0	0	0	0	2	2	58	20	78	394	45	439
SIKAR	313	37	350	0	0	0	0	0	0	89	0	89	402	37	439
SIROHI	129	8	137	0	0	0	0	0	0	0	0	0	129	8	137
SONK	217	19	236	0	0	0	0	0	0	19	7	26	236	26	262
DAIPUR	444	38	482	0	0	0	3	0	3	24	0	24	471	38	509
AROLI	205	17	222	0	0	0	0	0	0	79	0	79	284	17	301
RAND TOTAL	8725	899	9624	0	0	0	9	5	14	1428	59	1487	10162	963	11125

OFFICE OF THE DIRECTOR, SECONDARY EDUCATION, RAJASTHAN, BIKANER
DISTRICT WISE AND MANAGEMENT WISE SCHOOLS IN RURAL AREA, YEAR 1997-98 (SECONDARY)

DISTRICT	GOVERNMENT			LOCAL-BODIES			AIDED SCHOOL			UN-AIDED SCHOOLS			GRAND TOTAL		
	BOYS	GIRLS	TOTAL	BOYS	GIRLS	TOTAL	BOYS	GIRLS	TOTAL	BOYS	GIRLS	TOTAL	BOYS	GIRLS	TOTAL
AJMER	90	11	101	0	0	0	1	0	1	0	0	0	91	11	102
ALWAR	131	26	157	0	0	0	0	0	0	13	0	13	144	26	170
BANSWARA	60	11	71	0	0	0	1	0	1	0	0	0	61	11	72
BARAN	47	5	52	0	0	0	0	0	0	2	0	2	49	5	54
BARKER	71	7	78	0	0	0	0	0	0	1	0	1	72	7	79
BHARTPUR	111	7	118	0	0	0	0	0	0	3	0	3	114	7	121
BHILWARA	110	13	123	0	0	0	0	0	0	0	0	0	110	13	123
BIKANER	49	7	56	0	0	0	0	0	0	0	1	1	49	8	57
BUNDI	45	4	49	0	0	0	0	0	0	0	0	0	45	4	49
CHITTORGARH	84	12	96	0	0	0	0	0	0	1	0	1	85	12	97
CHURU	97	4	101	0	0	0	0	0	0	2	0	2	99	4	103
DOUSA	58	7	65	0	0	0	0	0	0	11	0	11	69	7	76
DHOLPUR	37	4	41	0	0	0	0	0	0	2	0	2	39	4	43
DUNGARPUR	55	7	62	0	0	0	0	0	0	1	0	1	56	7	63
HANUMANGARH	74	9	83	0	0	0	0	0	0	6	0	6	80	9	89
JAIPUR	147	16	163	0	0	0	0	0	0	7	0	7	154	16	170
JAISALMER	24	0	24	0	0	0	0	0	0	0	0	0	24	0	24
JALORE	59	3	62	0	0	0	0	0	0	0	0	0	59	3	62
JHALAWAR	42	4	46	0	0	0	0	0	0	0	0	0	42	4	46
JHUMJHUNU	123	17	140	0	0	0	2	1	3	23	0	23	148	18	166
JODHPUR	91	7	98	0	0	0	1	0	1	2	0	2	94	7	101
KOTA	47	4	51	0	0	0	0	0	0	1	0	1	48	4	52
NAGAU	123	13	136	0	0	0	1	0	1	0	0	0	124	13	137
PALI	89	10	99	0	0	0	0	0	0	1	0	1	90	10	100
RAJSAMAND	62	7	69	0	0	0	1	0	1	0	0	0	63	7	70
SWAIMADHOPUR	60	7	67	0	0	0	0	0	0	0	0	0	60	7	67
SHRI GANGANAGAR	64	6	70	0	0	0	0	0	0	6	0	6	70	6	76
SIKAR	138	14	152	0	0	0	0	0	0	5	0	5	143	14	157
SIROHI	46	4	50	0	0	0	0	0	0	0	0	0	46	4	50
TONK	61	4	65	0	0	0	0	0	0	0	0	0	61	4	65
UDAIPUR	122	14	136	0	0	0	1	0	1	4	0	4	127	14	141
KAROLI	66	2	68	0	0	0	0	0	0	3	0	3	69	2	71
GRAND TOTAL	2483	266	2749	0	0	0	8	1	9	94	1	95	2585	268	2853

OFFICE OF THE DIRECTOR, SECONDARY EDUCATION, RAJASTHAN, BIKANER
DISTRICT WISE AND MANAGEMENT WISE SCHOOLS IN RURAL AREA, YEAR 1997-98 (SR. SECONDARY)

DISTRICT	GOVERNMENT			LOCAL-BODIES			AIDED SCHOOL			UN-AIDED SCHOOLS			GRAND TOTAL		
	BOYS	GIRLS	TOTAL	BOYS	GIRLS	TOTAL	BOYS	GIRLS	TOTAL	BOYS	GIRLS	TOTAL	BOYS	GIRLS	TOTAL
AJMER	31	1	32	0	0	0	0	0	0	0	0	0	31	1	32
ALWAR	57	5	62	0	0	0	0	0	0	0	0	0	57	5	62
BANSWARA	23	3	26	0	0	0	0	0	0	0	0	0	23	3	26
BARAN	12	3	15	0	0	0	0	0	0	0	0	0	12	3	15
BARMER	19	3	22	0	0	0	0	0	0	0	0	0	19	3	22
BHARTPUR	23	1	24	0	0	0	0	0	0	0	0	0	23	1	24
BHILWARA	31	4	35	0	0	0	0	0	0	0	0	0	31	4	35
BIKANER	7	0	7	0	0	0	0	0	0	0	0	0	7	0	7
BUNDI	11	0	11	0	0	0	0	0	0	0	0	0	11	0	11
CHITTORGARH	30	1	31	0	0	0	0	0	0	0	0	0	30	1	31
CHURU	25	0	25	0	0	0	1	0	1	0	0	0	26	0	26
DOUSA	18	2	20	0	0	0	0	0	0	2	0	2	20	2	22
DHOLPUR	8	0	8	0	0	0	0	0	0	0	0	0	8	0	8
DUNGARPUR	21	0	21	0	0	0	0	0	0	2	0	2	23	0	23
HANUMANGARH	24	0	24	0	0	0	0	0	0	0	0	0	24	0	24
JAIPUR	50	2	52	0	0	0	0	0	0	2	0	2	52	2	54
JAISALMER	6	0	6	0	0	0	0	0	0	0	0	0	6	0	6
JALORE	16	1	17	0	0	0	0	0	0	0	0	0	16	1	17
JHALAWAR	14	4	18	0	0	0	0	0	0	0	0	0	14	4	18
JHUNJHUNU	49	4	53	0	0	0	5	1	6	0	0	0	54	5	59
JODHPUR	30	0	30	0	0	0	1	0	1	0	0	0	31	0	31
KOTA	11	3	14	0	0	0	0	0	0	0	0	0	11	3	14
NAGOUR	36	1	37	0	0	0	0	0	0	0	0	0	36	1	37
PALI	27	2	29	0	0	0	0	2	2	3	0	3	30	4	34
RAJSAMAND	17	2	19	0	0	0	0	0	0	0	0	0	17	2	19
SWAIMADHOPUR	12	1	13	0	0	0	0	0	0	0	0	0	12	1	13
SHRI GANGANAGAR	13	1	14	0	0	0	0	0	0	0	0	0	13	1	14
SIKAR	32	1	33	0	0	0	1	0	1	0	0	0	33	1	34
SIROHI	11	0	11	0	0	0	0	0	0	1	0	1	12	0	12
TONK	19	0	19	0	0	0	0	0	0	0	0	0	19	0	19
UDAIPUR	39	4	43	0	0	0	1	0	1	0	0	0	40	4	44
KAROLI	17	1	18	0	0	0	0	0	0	0	0	0	17	1	18
GRAND TOTAL	739	50	789	0	0	0	9	3	12	10	0	10	758	53	811

OFFICE OF THE DIRECTOR, SECONDARY EDUCATION, RAJASTHAN, BIKANER
DISTRICT WISE AND MANAGEMENT WISE SCHOOLS IN RURAL AREA, YEAR 1997-98 (CONSOLIDATED)

DISTRICT	GOVERNMENT			LOCAL-BODIES			AIDED SCHOOL			UN-AIDED SCHOOLS			GRAND TOTAL		
	BOYS	GIRLS	TOTAL	BOYS	GIRLS	TOTAL	BOYS	GIRLS	TOTAL	BOYS	GIRLS	TOTAL	BOYS	GIRLS	TOTAL
AJMER	402	43	445	885	56	941	3	0	3	53	0	53	1343	99	1442
ALWAR	672	75	747	1432	131	1563	0	0	0	394	1	395	2498	207	2705
BANSWARA	414	47	461	1027	15	1042	27	0	27	16	0	16	1484	62	1546
BARAN	256	20	276	676	14	690	0	0	0	57	0	57	989	34	1023
BARMER	474	18	492	1566	40	1606	0	0	0	36	0	36	2076	58	2134
BHARTPUR	481	53	534	1027	60	1087	0	0	0	246	4	250	1754	117	1871
BHILWARA	499	77	576	1136	83	1219	1	0	1	43	0	43	1679	160	1839
BIKANER	239	21	260	557	36	593	0	0	0	24	12	36	820	69	889
BONDI	212	21	233	619	18	637	0	0	0	43	0	43	874	39	913
CHITTORGARH	468	48	516	1287	43	1330	1	0	1	32	0	32	1788	91	1879
CHURU	414	30	444	588	138	726	1	0	1	46	5	51	1049	173	1222
DOUSA	304	30	334	675	30	705	0	0	0	158	0	158	1137	60	1197
DHOLPUR	207	11	218	568	7	575	0	0	0	44	0	44	819	18	837
DUNGARPUR	312	35	347	803	16	819	0	0	0	64	0	64	1179	51	1230
HANUMANGARH	306	48	354	420	76	496	0	4	4	89	63	152	815	191	1006
JAIPUR	669	87	756	1516	127	1643	0	0	0	116	2	118	2301	216	2517
JAISALMER	152	6	158	413	9	422	0	0	0	2	1	3	567	16	583
JALORE	310	26	336	600	34	634	0	0	0	10	0	10	920	60	980
JHALAWAR	272	23	295	873	24	897	0	0	0	34	2	36	1179	49	1228
JHUNJHUNU	444	87	531	832	120	952	11	2	13	236	1	237	1523	210	1733
JODHPUR	439	26	465	1051	36	1087	2	0	2	97	1	98	1589	63	1652
KOTA	206	23	229	520	15	535	1	0	1	44	0	44	771	38	809
NAGAUR	584	60	644	1104	80	1184	1	1	2	27	2	29	1716	143	1859
PALI	427	57	484	862	66	928	0	2	2	21	1	22	1310	126	1436
RAJSAMAND	284	29	313	683	35	718	1	0	1	35	0	35	1003	64	1067
SWAIMADHOPUR	245	25	270	533	31	564	0	0	0	109	0	109	887	56	943
SHRI GANGANAGAR	413	31	444	1083	49	1132	0	2	2	101	55	156	1597	137	1734
SIKAR	483	52	535	940	103	1043	1	0	1	126	0	126	1550	155	1705
SIROHI	186	12	198	291	18	309	0	0	0	5	0	5	482	30	512
TONK	297	23	320	674	33	707	0	0	0	38	19	57	1009	75	1084
UDAIPUR	605	57	662	1553	41	1594	7	0	7	66	0	66	2231	98	2329
KAROLI	288	20	308	584	20	604	74	0	74	82	0	82	1028	40	1068
GRAND TOTAL	11964	1221	13185	27378	1604	28982	131	11	142	2494	169	2663	41967	3005	44972

OFFICE OF THE DIRECTOR, SECONDARY EDUCATION, RAJASTHAN, BIKANER
DISTRICT WISE AND MANAGEMENT WISE ENROLMENT IN RURAL AREA, YEAR 1997-98 (PRE - PRIMARY)

DISTRICT	GOVERNMENT			LOCAL-BODIES			AIDED SCHOOL			UN-AIDED SCHOOLS			GRAND TOTAL		
	BOYS	GIRLS	TOTAL	BOYS	GIRLS	TOTAL	BOYS	GIRLS	TOTAL	BOYS	GIRLS	TOTAL	BOYS	GIRLS	TOTAL
AJMER	77	40	117	0	0	0	0	0	0	0	0	0	77	40	117
ALWAR	0	0	0	0	0	0	0	0	0	0	0	0	0	0	0
BANSWARA	0	0	0	0	0	0	0	0	0	0	0	0	0	0	0
BARAN	0	0	0	0	0	0	0	0	0	0	0	0	0	0	0
BARMER	0	0	0	0	0	0	0	0	0	0	0	0	0	0	0
BHARTPUR	0	0	0	0	0	0	0	0	0	0	0	0	0	0	0
BHILWARA	0	0	0	0	0	0	0	0	0	0	0	0	0	0	0
BIKANER	0	0	0	0	0	0	0	0	0	0	0	0	0	0	0
BUNDI	0	0	0	0	0	0	0	0	0	0	0	0	0	0	0
CHITTOGAR	0	0	0	0	0	0	0	0	0	0	0	0	0	0	0
CHURU	0	0	0	0	0	0	0	0	0	0	0	0	0	0	0
DOUSA	0	0	0	0	0	0	0	0	0	0	0	0	0	0	0
DHOLPUR	0	0	0	0	0	0	0	0	0	0	0	0	0	0	0
DUNGARPUR	0	0	0	0	0	0	0	0	0	0	0	0	0	0	0
HANUMANGAR	0	0	0	0	0	0	0	0	0	0	0	0	0	0	0
JAI PUR	0	0	0	0	0	0	0	0	0	0	0	0	0	0	0
JAISALMER	0	0	0	0	0	0	0	0	0	0	0	0	0	0	0
JALORE	0	0	0	0	0	0	0	0	0	0	0	0	0	0	0
JHALAWAR	0	0	0	0	0	0	0	0	0	0	0	0	0	0	0
JHUNJHUNU	0	0	0	0	0	0	0	0	0	0	0	0	0	0	0
JODHPUR	0	0	0	0	0	0	0	0	0	0	0	0	0	0	0
KOTA	0	0	0	0	0	0	0	0	0	0	0	0	0	0	0
NAGPUR	0	0	0	0	0	0	0	0	0	0	0	0	0	0	0
PALI	0	0	0	0	0	0	0	0	0	0	0	0	0	0	0
RAJSAMAND	0	0	0	0	0	0	0	0	0	0	0	0	0	0	0
S.M.	0	0	0	0	0	0	0	0	0	0	0	0	0	0	0
SHRIGANGA	0	0	0	0	0	0	0	0	0	0	0	0	0	0	0
SIKAR	0	0	0	0	0	0	0	0	0	0	0	0	0	0	0
SIROHI	0	0	0	0	0	0	0	0	0	0	0	0	0	0	0
TONK	0	0	0	0	0	0	0	0	0	0	0	0	0	0	0
UDAIPUR	65	80	145	0	0	0	0	0	0	0	0	0	65	80	145
KAROLI	0	0	0	0	0	0	0	0	0	0	0	0	0	0	0
TOTAL	142	120	262	0	0	0	0	0	0	0	0	0	142	120	262

OFFICE OF THE DIRECTOR, SECONDARY EDUCATION, RAJASTHAN, BIKANER
DISTRICT WISE AND MANAGEMENT WISE ENROLMENT IN RURAL AREA, YEAR 1997-98 (PRIMARY)

DISTRICT	GOVERNMENT			LOCAL-BODIES			AIDED SCHOOL			UN-AIDED SCHOOLS			GRAND TOTAL		
	BOYS	GIRLS	TOTAL	BOYS	GIRLS	TOTAL	BOYS	GIRLS	TOTAL	BOYS	GIRLS	TOTAL	BOYS	GIRLS	TOTAL
AJMER	0	0	0	61280	31005	92285	151	74	225	3796	1687	5483	65227	32766	97993
ALWAR	0	0	0	114315	75063	189378	0	0	0	12754	5765	18519	127069	80828	207897
BANSWARA	0	0	0	65491	39485	104976	2968	1429	4397	0	0	0	68459	40914	109373
BARAN	412	465	877	43199	33437	76636	0	0	0	2199	964	3163	45810	34866	80676
BARMER	0	0	0	88597	53602	142199	0	0	0	2946	1287	4233	91543	54889	146432
BHARTPUR	0	0	0	76178	54509	130687	0	0	0	4460	3038	7498	80638	57547	138185
BHILWARA	140	63	203	72597	37967	110564	0	0	0	2335	1177	3512	75072	39207	114279
BIKANER	71	92	163	41219	21737	62956	0	0	0	2125	936	3061	43415	22765	66180
BUNDI	0	0	0	39304	25971	65275	0	0	0	2266	673	2939	41570	26644	68214
CHITTORGAR	0	0	0	69954	46600	116554	349	315	664	2657	1254	3911	72960	48169	121129
CHURU	0	0	0	56452	42430	98882	0	0	0	2734	1146	3880	59186	43576	102762
DOUSA	556	511	1067	49178	32413	81591	0	0	0	2690	1080	3770	52424	34004	86428
DHOLPUR	0	0	0	49448	30931	80379	0	0	0	2415	1024	3439	51863	31955	83818
DUNGAPUR	0	0	0	52183	32740	84923	0	0	0	373	203	576	52556	32943	85499
HANUMANGAR	0	0	0	30492	27486	57978	110	65	175	8774	5205	13979	39376	32756	72132
JAIIPUR	0	0	0	120694	89851	210545	0	0	0	3744	1713	5457	124438	91564	216002
JAISALMER	0	0	0	16879	7616	24495	0	0	0	103	37	140	16982	7653	24635
JALORE	0	0	0	61304	26373	87677	0	0	0	57	23	80	61361	26396	87757
JHALAWAR	0	0	0	51527	35710	87237	0	0	0	2950	1240	4190	54477	36950	91427
JHUNJHUNU	0	0	0	49411	53166	102577	0	0	0	1998	1112	3110	51409	54278	105687
JODHPUR	0	0	0	120956	52968	173924	0	0	0	6051	4638	10689	127007	57606	184613
KOTA	0	0	0	36398	28778	65176	154	76	230	0	0	0	36552	28854	65406
NAGAUR	0	0	0	99962	71217	171179	245	184	429	2486	1096	3582	102693	72497	175190
PALI	0	0	0	62176	36697	98873	0	0	0	0	0	0	62176	36697	98873
RAJSAMAND	0	0	0	42841	34731	77572	0	0	0	2151	1103	3254	44992	35834	80826
S.M.	0	0	0	33861	29147	63008	0	0	0	6133	1489	7622	39994	30636	70630
SHRIGANGA	40	42	82	49404	41182	90586	0	0	0	5633	4431	10064	55077	45655	100732
SIKAR	0	0	0	79873	71235	151108	0	0	0	3551	1655	5216	83424	72900	156324
SIROHI	0	0	0	28691	15016	43707	0	0	0	318	102	420	29009	15118	44127
TONK	0	0	0	45900	22308	68208	0	0	0	3426	1371	4797	49326	23679	73005
UDAIPUR	0	0	0	90985	51647	142632	290	244	534	3640	1919	5559	94915	53810	148725
KAROLI	0	0	0	47500	20377	67877	5591	6043	11634	0	0	0	53091	26420	79511
TOTAL	1219	1173	2392	1948249	1273395	3221644	9858	8430	18288	94765	47378	142143	2054091	1330376	3384467

OFFICE OF THE DIRECTOR, SECONDARY EDUCATION, RAJASTHAN, BIKANER
DISTRICT WISE AND MANAGEMENT WISE ENROLMENT IN RURAL AREA, YEAR 1997-98 (UPPER PRIMARY)

DISTRICT	GOVERNMENT			LOCAL-BODIES			AIDED SCHOOL			UN-AIDED SCHOOLS			GRAND TOTAL		
	BOYS	GIRLS	TOTAL	BOYS	GIRLS	TOTAL	BOYS	GIRLS	TOTAL	BOYS	GIRLS	TOTAL	BOYS	GIRLS	TOTAL
AJMER	44071	20489	64560	0	0	0	360	153	513	2026	812	2838	46457	21454	67911
ALWAR	90765	50345	141110	0	0	0	0	0	0	20160	8814	28974	110925	59159	170084
BANSWARA	53248	28282	81530	0	0	0	0	0	0	4159	1229	5388	57407	29511	86918
BARAN	30234	17619	47853	0	0	0	0	0	0	6382	2857	9239	36616	20476	57092
BARMER	61001	21447	82448	0	0	0	0	0	0	1993	938	2931	62994	22385	85379
BHARTPUR	53669	26662	80331	0	0	0	0	0	0	19652	4300	23952	73321	30962	104283
BHILWARA	48643	23789	72432	0	0	0	377	146	523	2101	1163	3264	51121	25098	76219
BIKANER	30193	11770	41963	0	0	0	0	0	0	2620	1492	4112	32813	13262	46075
BUNDI	26861	13470	40331	0	0	0	0	0	0	2403	1012	3415	29264	14482	43746
CHITTORGAR	50305	28464	78769	0	0	0	0	0	0	354	178	532	50659	28642	79301
CHURU	55210	28275	83485	0	0	0	0	0	0	3727	1709	5436	58937	29984	88921
DOUSA	40958	20806	61764	0	0	0	0	0	0	21015	7024	28039	61973	27830	89803
DHOLPUR	32243	13567	45810	0	0	0	0	0	0	2937	1244	4181	35180	14811	49991
DUNGARPUR	37064	25530	62594	0	0	0	0	0	0	1652	1004	2656	38716	26534	65250
HANUMANGAR	35783	26559	62342	0	0	0	477	416	893	7381	4363	11744	43641	31338	74979
JAIPIUR	97373	53931	151304	0	0	0	0	0	0	12930	5115	18045	110303	59046	169349
JAISALMER	14105	5461	19566	0	0	0	0	0	0	353	249	602	14458	5710	20168
JALORE	56623	18350	74973	0	0	0	0	0	0	1285	427	1712	57908	18777	76685
JHALAWAR	34653	17073	51726	0	0	0	0	0	0	1965	952	2917	36618	18025	54643
JHUNJHUNU	41725	41683	83408	0	0	0	567	282	849	28053	13772	41825	70345	55737	126082
JODHPUR	86791	20184	106975	0	0	0	0	0	0	2832	1289	4121	89623	21473	111096
KOTA	28381	19601	47982	0	0	0	0	0	0	1556	356	1912	29937	19957	49894
NAGAU	87539	49558	137097	0	0	0	0	0	0	1813	801	2614	89352	50359	139711
PALI	83590	38465	122055	0	0	0	0	0	0	4690	4175	8865	88280	42640	130920
RAJSAMAND	31527	18799	50326	0	0	0	0	0	0	1440	830	2270	32967	19629	52596
S.M.	39440	13509	52949	0	0	0	0	0	0	8892	1091	9983	48332	14600	62932
SHRIGANGA	31574	22964	54538	0	0	0	545	457	1002	10305	6299	16604	42424	29720	72144
SIKAR	63227	48117	111344	0	0	0	0	0	0	13087	5219	18306	76314	53336	129650
SIROHI	24426	10861	35287	0	0	0	0	0	0	0	0	0	24426	10861	35287
TONK	35188	14516	49704	0	0	0	0	0	0	4464	1275	5739	39652	15791	55443
UDAIPUR	58660	33445	92105	0	0	0	246	165	411	4156	2210	6366	63062	35820	98882
KAROLI	31155	24113	55268	0	0	0	0	0	0	8722	2082	10804	39877	26195	66072
TOTAL	1536225	807704	2343929	0	0	0	2572	1619	4191	205105	84281	289386	1743902	893604	2637506

OFFICE OF THE DIRECTOR, SECONDARY EDUCATION, RAJASTHAN, BIKANER
DISTRICT WISE AND MANAGEMENT WISE ENROLMENT IN RURAL AREA, YEAR 1997-98 (SECONDARY)

DISTRICT	GOVERNMENT			LOCAL-BODIES			AIDED SCHOOL			UN-AIDED SCHOOLS			GRAND TOTAL		
	BOYS	GIRLS	TOTAL	BOYS	GIRLS	TOTAL	BOYS	GIRLS	TOTAL	BOYS	GIRLS	TOTAL	BOYS	GIRLS	TOTAL
AJMER	14320	3985	18305	0	0	0	407	157	564	0	0	0	14727	4142	18869
ALWAR	37253	17478	54731	0	0	0	0	0	0	3648	1558	5206	40901	19036	59937
BANSWARA	11409	4553	15962	0	0	0	424	190	614	0	0	0	11833	4743	16576
BARAN	10199	3885	14084	0	0	0	0	0	0	673	229	902	10872	4114	14986
BARMER	12483	2210	14693	0	0	0	0	0	0	232	74	306	12715	2284	14999
BHARTPUR	25545	6032	31577	0	0	0	0	0	0	825	254	1079	26370	6286	32656
BHILWARA	16272	4724	20996	0	0	0	0	0	0	0	0	0	16272	4724	20996
BIKANER	10428	2525	12953	0	0	0	0	0	0	146	144	290	10574	2669	13243
BUNDI	10406	2937	13343	0	0	0	0	0	0	0	0	0	10406	2937	13343
CHITTORGAR	16047	6156	22203	0	0	0	0	0	0	140	5	145	16187	6161	22348
CHURU	21317	5923	27240	0	0	0	0	0	0	182	142	324	21499	6065	27564
DOUSA	17144	4124	21268	0	0	0	0	0	0	4540	1191	5731	21684	5315	26999
DHOLPUR	9471	2409	11880	0	0	0	0	0	0	476	116	592	9947	2525	12472
DUNGARPUR	10448	5223	15671	0	0	0	0	0	0	262	0	262	10710	5223	15933
HANUMANGAR	17275	7039	24314	0	0	0	0	0	0	1388	666	2054	18663	7705	26368
JAIPUR	42628	13627	56255	0	0	0	0	0	0	2214	808	3022	44842	14435	59277
JAIŚALMER	3453	546	3999	0	0	0	0	0	0	0	0	0	3453	546	3999
JALORE	15625	2406	18031	0	0	0	0	0	0	0	0	0	15625	2406	18031
JHALAWAR	8639	3245	11884	0	0	0	0	0	0	0	0	0	8639	3245	11884
JHUNJHUNU	28877	17593	46470	0	0	0	353	562	915	6485	3161	9646	35715	21316	57031
JODHPUR	24972	3418	28390	0	0	0	658	102	760	185	28	213	25815	3548	29363
KOTA	10909	3973	14882	0	0	0	0	0	0	287	109	396	11196	4082	15278
NAGAU	29649	7259	36908	0	0	0	147	11	158	0	0	0	29796	7270	37066
PALI	21889	4081	25970	0	0	0	0	0	0	147	22	169	22036	4103	26139
RAJSAMAND	9377	3271	12648	0	0	0	0	0	0	429	210	639	9806	3481	13287
S.M.	13680	3440	17120	0	0	0	0	0	0	0	0	0	13680	3440	17120
SHRIGANGA	11947	5167	17114	0	0	0	0	0	0	1923	1114	3037	13870	6281	20151
SIKAR	36893	15323	52216	0	0	0	0	0	0	1192	329	1521	38085	15652	53737
SIROHI	9775	2898	12673	0	0	0	0	0	0	0	0	0	9775	2898	12673
TONK	13794	2968	16762	0	0	0	0	0	0	0	0	0	13794	2968	16762
UDAIPUR	18194	8324	26518	0	0	0	337	172	509	1374	751	2125	19905	9247	29152
KAROLI	15997	3008	19005	0	0	0	0	0	0	1201	250	1451	17198	3258	20456
TOTAL	556315	179750	736065	0	0	0	2326	1194	3520	27949	11161	39110	586590	192105	778695

OFFICE OF THE DIRECTOR, SECONDARY EDUCATION, RAJASTHAN, BIKANER
DISTRICT WISE AND MANAGEMENT WISE ENROLMENT IN RURAL AREA, YEAR 1997-98 (SR. SECONDARY)

DISTRICT	GOVERNMENT			LOCAL-BODIES			AIDED SCHOOL			UN-AIDED SCHOOLS			GRAND TOTAL		
	BOYS	GIRLS	TOTAL	BOYS	GIRLS	TOTAL	BOYS	GIRLS	TOTAL	BOYS	GIRLS	TOTAL	BOYS	GIRLS	TOTAL
AJMER	11346	1422	12768	0	0	0	0	0	0	0	0	0	11346	1422	12768
ALWAR	35985	6838	42823	0	0	0	0	0	0	0	0	0	35985	6838	42823
BANSWARA	9423	2483	11906	0	0	0	0	0	0	0	0	0	9423	2483	11906
BARAN	5899	1572	7471	0	0	0	0	0	0	0	0	0	5899	1572	7471
BARMER	7681	1043	8724	0	0	0	0	0	0	0	0	0	7681	1043	8724
BHARTPUR	13531	1535	15066	0	0	0	0	0	0	0	0	0	13531	1535	15066
BHILWARA	11441	2625	14066	0	0	0	0	0	0	0	0	0	11441	2625	14066
BIKANER	4001	631	4632	0	0	0	0	0	0	0	0	0	4001	631	4632
BUNDI	4594	581	5175	0	0	0	0	0	0	0	0	0	4594	581	5175
CHITTOGAR	11054	1606	12660	0	0	0	0	0	0	0	0	0	11054	1606	12660
CHURU	8800	2159	10959	0	0	0	171	30	201	0	0	0	8971	2189	11160
DOUSA	13837	1880	15717	0	0	0	0	0	0	1892	340	2232	15729	2220	17949
DHOLPUR	5470	346	5816	0	0	0	0	0	0	0	0	0	5470	346	5816
DUNGARPUR	7874	2171	10045	0	0	0	402	50	452	155	212	367	8431	2433	10864
HANUMANGAR	10279	1469	11748	0	0	0	0	0	0	0	0	0	10279	1469	11748
JAI PUR	29215	2906	32121	0	0	0	0	0	0	2072	568	2640	31287	3474	34761
JAI SALMER	1742	86	1828	0	0	0	0	0	0	0	0	0	1742	86	1828
JALORE	7320	518	7838	0	0	0	0	0	0	0	0	0	7320	518	7838
JHALAWAR	7165	1705	8870	0	0	0	0	0	0	0	0	0	7165	1705	8870
JHUNJHUNU	21677	8482	30159	0	0	0	2122	1320	3442	0	0	0	23799	9802	33601
JODHPUR	6342	485	6827	0	0	0	958	148	1106	0	0	0	7300	633	7933
KOTA	6975	1869	8844	0	0	0	0	0	0	0	0	0	6975	1869	8844
NAGOUR	17127	1873	19000	0	0	0	0	0	0	0	0	0	17127	1873	19000
PALI	10578	1645	12223	0	0	0	32	1066	1098	1538	47	1585	12148	2758	14906
RAJSAMAND	6480	1486	7966	0	0	0	0	0	0	0	0	0	6480	1486	7966
S. M.	6053	790	6843	0	0	0	0	0	0	0	0	0	6053	790	6843
SHRIGANGA.	5512	1323	6835	0	0	0	0	0	0	0	0	0	5512	1323	6835
SIKAR	16867	3109	19976	0	0	0	739	0	739	0	0	0	17606	3109	20715
SIROHI	5365	350	5715	0	0	0	0	0	0	356	251	607	5721	601	6322
TONK	7981	998	8979	0	0	0	0	0	0	0	0	0	7981	998	8979
UDAIPUR	14695	3680	18375	0	0	0	273	107	380	0	0	0	14968	3787	18755
KAROLI	9882	1157	11039	0	0	0	0	0	0	0	0	0	9882	1157	11039
TOTAL	342191	60823	403014	0	0	0	4697	2721	7418	6013	1418	7431	352901	64962	417863

OFFICE OF THE DIRECTOR, SECONDARY EDUCATION, RAJASTHAN, BIKANER
DISTRICT WISE AND MANAGEMENT WISE ENROLMENT IN RURAL AREA, YEAR 1997-98 (CONSOLIDATED)

DISTRICT	GOVERNMENT			LOCAL-BODIES			AIDED SCHOOL			UN-AIDED SCHOOLS			GRAND TOTAL		
	BOYS	GIRLS	TOTAL	BOYS	GIRLS	TOTAL	BOYS	GIRLS	TOTAL	BOYS	GIRLS	TOTAL	BOYS	GIRLS	TOTAL
AJMER	69814	25936	95750	61280	31005	92285	918	384	1302	5822	2499	8321	137834	59824	197658
ALWAR	164003	74661	238664	114315	75063	189378	0	0	0	36562	16137	52699	314880	165861	480741
BANSWARA	74080	35318	109398	65491	39485	104976	3392	1619	5011	4159	1229	5388	147122	77651	224773
BARAN	46744	23541	70285	43199	33437	76636	0	0	0	9254	4050	13304	99197	61028	160225
BARMER	81165	24700	105865	88597	53602	142199	0	0	0	5171	2299	7470	174933	80601	255534
BHARTPUR	92745	34229	126974	76178	54509	130687	0	0	0	24937	7592	32529	193860	96330	290190
BHILWARA	76496	31201	107697	72597	37967	110564	377	146	523	4436	2340	6776	153906	71654	225560
BIKANER	44693	15018	59711	41219	21737	62956	0	0	0	4891	2572	7463	90803	39327	130130
BUNDI	41861	16988	58849	39304	25971	65275	0	0	0	4669	1685	6354	85834	44644	130478
CHITTORGAR	77406	36226	113632	69954	46600	116554	349	315	664	3151	1437	4588	150860	84578	235438
CHURU	85327	36357	121684	56452	42430	98882	171	30	201	6643	2997	9640	148593	81814	230407
DOUSA	72495	27321	99816	49178	32413	81591	0	0	0	30137	9635	39772	151810	69369	221179
DHOLPUR	47184	16322	63506	49448	30931	80379	0	0	0	5828	2384	8212	102460	49637	152097
DUNGARPUR	55386	32924	88310	52183	32740	84923	402	50	452	2442	1419	3861	110413	67133	177546
HANUMANGAR	63337	35067	98404	30492	27486	57978	587	481	1068	17543	10234	27777	111959	73268	185227
JAIPUR	169216	70464	239680	120694	89851	210545	0	0	0	20960	8204	29164	310870	168519	479389
JAI SALMER	19300	6093	25393	16879	7616	24495	0	0	0	456	286	742	36635	13995	50630
JALORE	79568	21274	100842	61304	26373	87677	0	0	0	1342	450	1792	142214	48097	190311
JHALAWAR	50457	22023	72480	51527	35710	87237	0	0	0	4915	2192	7107	106899	59925	166824
JHUNJHUNU	92279	67758	160037	49411	53166	102577	3042	2164	5206	36536	18045	54581	181268	141133	322401
JODHPUR	118105	24087	142192	120956	52968	173924	1616	250	1866	9068	5955	15023	249745	83260	333005
KOTA	46265	25443	71708	36398	28778	65176	154	76	230	1843	465	2308	84660	54762	139422
NAGAUR	134315	58690	193005	99962	71217	171179	392	195	587	4299	1897	6196	238968	131999	370967
PALI	116057	44191	160248	62176	36697	98873	32	1066	1098	6375	4244	10619	184640	86198	270838
RAJSAMAND	47384	23556	70940	42841	34731	77572	0	0	0	4020	2143	6163	94245	60430	154675
S.M.	59173	17739	76912	33861	29147	63008	0	0	0	15025	2580	17605	108059	49466	157525
SHRIGANGA	49073	29496	78569	49404	41182	90586	545	457	1002	17861	11844	29705	116883	82979	199862
SIKAR	116987	66549	183536	79873	71235	151108	739	0	739	17830	7213	25043	215429	144997	360426
SIROHI	39566	14109	53675	28691	15016	43707	0	0	0	674	353	1027	68931	29478	98409
TONK	56963	18482	75445	45900	22308	68208	0	0	0	7890	2646	10536	110753	43436	154189
UDAIPUR	91614	45529	137143	90985	51647	142632	1146	688	1834	9170	4880	14050	192915	102744	295659
VAROLI	57034	28278	85312	47500	20377	67877	5591	6043	11634	9923	2332	12255	120048	57030	177078
TOTAL	2436092	1049570	3485662	1948249	1273395	3221644	19453	13914	33367	333832	144238	478070	4737626	2481167	7218793

OFFICE OF THE DIRECTOR, SECONDARY EDUCATION, RAJASTHAN, BIKANER
DISTRICT WISE AND MANAGEMENT WISE ENROLMENT IN RURAL AREA, YEAR 1997-98 (SR. SECONDARY)

DISTRICT	GOVERNMENT			LOCAL-BODIES			AIDED SCHOOL			UN-AIDED SCHOOLS			GRAND TOTAL		
	BOYS	GIRLS	TOTAL	BOYS	GIRLS	TOTAL	BOYS	GIRLS	TOTAL	BOYS	GIRLS	TOTAL	BOYS	GIRLS	TOTAL
AJMER	11346	1422	12768	0	0	0	0	0	0	0	0	0	11346	1422	12768
ALWAR	35985	6838	42823	0	0	0	0	0	0	0	0	0	35985	6838	42823
BANSWARA	9423	2483	11906	0	0	0	0	0	0	0	0	0	9423	2483	11906
BARAN	5899	1572	7471	0	0	0	0	0	0	0	0	0	5899	1572	7471
BARMER	7681	1043	8724	0	0	0	0	0	0	0	0	0	7681	1043	8724
BHARTPUR	13531	1535	15066	0	0	0	0	0	0	0	0	0	13531	1535	15066
BHILWARA	11441	2625	14066	0	0	0	0	0	0	0	0	0	11441	2625	14066
BIKANER	4001	631	4632	0	0	0	0	0	0	0	0	0	4001	631	4632
BUNDI	4594	581	5175	0	0	0	0	0	0	0	0	0	4594	581	5175
CHITTORGAR	11054	1606	12660	0	0	0	0	0	0	0	0	0	11054	1606	12660
CHURU	8800	2159	10959	0	0	0	171	30	201	0	0	0	8971	2189	11160
DOUSA	13837	1880	15717	0	0	0	0	0	0	1892	340	2232	15729	2220	17949
DHOLPUR	5470	346	5816	0	0	0	0	0	0	0	0	0	5470	346	5816
DUNGARPUR	7874	2171	10045	0	0	0	402	50	452	155	212	367	8431	2433	10864
HANUMANGAR	10279	1469	11748	0	0	0	0	0	0	0	0	0	10279	1469	11748
JAI PUR	29215	2906	32121	0	0	0	0	0	0	2072	568	2640	31287	3474	34761
JAISALMER	1742	86	1828	0	0	0	0	0	0	0	0	0	1742	86	1828
JALORE	7320	518	7838	0	0	0	0	0	0	0	0	0	7320	518	7838
JHALAWAR	7165	1705	8870	0	0	0	0	0	0	0	0	0	7165	1705	8870
JHUNJHUNU	21677	8482	30159	0	0	0	2122	1320	3442	0	0	0	23799	9802	33601
JODHPUR	6342	485	6827	0	0	0	958	148	1106	0	0	0	7300	633	7933
KOTA	6975	1869	8844	0	0	0	0	0	0	0	0	0	6975	1869	8844
NAGPUR	17127	1873	19000	0	0	0	0	0	0	0	0	0	17127	1873	19000
PALI	10578	1645	12223	0	0	0	32	1066	1098	1538	47	1585	12148	2758	14906
RAJSAMAND	6480	1486	7966	0	0	0	0	0	0	0	0	0	6480	1486	7966
S. M.	6053	790	6843	0	0	0	0	0	0	0	0	0	6053	790	6843
SHRIGANGA.	5512	1323	6835	0	0	0	0	0	0	0	0	0	5512	1323	6835
SIKAR	16867	3109	19976	0	0	0	739	0	739	0	0	0	17606	3109	20715
SIRONI	5365	350	5715	0	0	0	0	0	0	356	251	607	5721	601	6322
TONK	7981	998	8979	0	0	0	0	0	0	0	0	0	7981	998	8979
UDAIPUR	14695	3680	18375	0	0	0	273	107	380	0	0	0	14968	3787	18755
KAROLI	9882	1157	11039	0	0	0	0	0	0	0	0	0	9882	1157	11039
TOTAL	342191	60823	403014	0	0	0	4697	2721	7418	6013	1418	7431	352901	64962	417863

OFFICE OF THE DIRECTOR, SECONDARY EDUCATION, RAJASTHAN, BIKANER
DISTRICT WISE AND MANAGEMENT WISE ENROLMENT IN RURAL AREA, YEAR 1997-98 (CONSOLIDATED)

DISTRICT	GOVERNMENT			LOCAL-BODIES			AIDED SCHOOL			UN-AIDED SCHOOLS			GRAND TOTAL		
	BOYS	GIRLS	TOTAL	BOYS	GIRLS	TOTAL	BOYS	GIRLS	TOTAL	BOYS	GIRLS	TOTAL	BOYS	GIRLS	TOTAL
AJMER	69814	25936	95750	61280	31005	92285	918	384	1302	5822	2499	8321	137834	59824	197658
ALWAR	164003	74661	238664	114315	75063	189378	0	0	0	36562	16137	52699	314880	165861	480741
BANSWARA	74080	35318	109398	65491	39485	104976	3392	1619	5011	4159	1229	5388	147122	77651	224773
BARAN	46744	23541	70285	43199	33437	76636	0	0	0	9254	4050	13304	99197	61028	160225
BARNER	81165	24700	105865	88597	53602	142199	0	0	0	5171	2299	7470	174933	80601	255534
BHARTPUR	92745	34229	126974	76178	54509	130687	0	0	0	24937	7592	32529	193860	96330	290190
BHILWARA	76496	31201	107697	72597	37967	110564	377	146	523	4436	2340	6776	153906	71654	225560
BIKANER	44693	15018	59711	41219	21737	62956	0	0	0	4891	2572	7463	90803	39327	130130
BUNDI	41861	16988	58849	39304	25971	65275	0	0	0	4669	1685	6354	85834	44644	130478
CHITTORGAR	77406	36226	113632	69954	46600	116554	349	315	664	3151	1437	4588	150860	84578	235438
CHURU	85327	36357	121684	56452	42430	98882	171	30	201	6643	2997	9640	148593	81814	230407
DOUSA	72495	27321	99816	49178	32413	81591	0	0	0	30137	9635	39772	151810	69369	221179
DHOLPUR	47184	16322	63506	49448	30931	80379	0	0	0	5828	2384	8212	102460	49637	152097
DUNGARPUR	55386	32924	88310	52183	32740	84923	402	50	452	2442	1419	3861	110413	67133	177546
HANUMANGAR	63337	35067	98404	30492	27486	57978	587	481	1068	17543	10234	27777	111959	73268	185227
JAIPUR	169216	70464	239680	120694	89851	210545	0	0	0	20960	8204	29164	310870	168519	479389
JAI SALMER	19300	6093	25393	16879	7616	24495	0	0	0	456	286	742	36635	13995	50630
JALDRE	79568	21274	100842	61304	26373	87677	0	0	0	1342	450	1792	142214	48097	190311
JHALAWAR	50457	22023	72480	51527	35710	87237	0	0	0	4915	2192	7107	106899	59925	166824
JHUNJHUNU	92279	67758	160037	49411	53166	102577	3042	2164	5206	36536	18045	54581	181268	141133	322401
JODHPUR	118105	24087	142192	120956	52968	173924	1616	250	1866	9068	5955	15023	249745	83260	333005
KOTA	46265	25443	71708	36398	28778	65176	154	76	230	1843	465	2308	84660	54762	139422
NAGAUR	134315	58690	193005	99962	71217	171179	392	195	587	4299	1897	6196	238968	131999	370967
PALI	116057	44191	160248	62176	36697	98873	32	1066	1098	6375	4244	10619	184640	86198	270838
RAJSAMAND	47384	23556	70940	42841	34731	77572	0	0	0	4020	2143	6163	94245	60430	154675
S.M.	59173	17739	76912	33861	29147	63008	0	0	0	15025	2580	17605	108059	49466	157525
SHRIGANGA	49073	29496	78569	49404	41182	90586	545	457	1002	17861	11844	29705	116883	82979	199862
SIKAR	116987	66549	183536	79873	71235	151108	739	0	739	17830	7213	25043	215429	144997	360426
SIROHI	39566	14109	53675	28691	15016	43707	0	0	0	674	353	1027	68931	29478	98409
TONK	56963	18482	75445	45900	22308	68208	0	0	0	7890	2646	10536	110753	43436	154189
UDAIPUR	91614	45529	137143	90985	51647	142632	1146	688	1834	9170	4880	14050	192915	102744	295659
VARANASI	57034	28278	85312	47500	20377	67877	5591	6043	11634	9923	2332	12255	120048	57030	177078
TOTAL	2436092	1049570	3485662	1948249	1273395	3221644	19453	13914	33367	333832	144238	478070	4737626	2481167	7218793

OFFICE OF THE DIRECTOR, SECONDARY EDUCATION, RAJASTHAN, BIKANER
DISTRICT WISE AND MANAGEMENT WISE TEACHERS IN RURAL AREA, YEAR 1997-98 (PRE - PRIMARY)

DISTRICT	GOVERNMENT			LOCAL-BODIES			AIDED SCHOOL			UN-AIDED SCHOOLS			GRAND TOTAL		
	MALE	FEMALE	TOTAL	MALE	FEMALE	TOTAL	MALE	FEMALE	TOTAL	MALE	FEMALE	TOTAL	MALE	FEMALE	TOTAL
AJMER	3	0	3	0	0	0	0	0	0	0	0	0	3	0	3
ALWAR	0	0	0	0	0	0	0	0	0	0	0	0	0	0	0
BANSWARA	0	0	0	0	0	0	0	0	0	0	0	0	0	0	0
BARAN	0	0	0	0	0	0	0	0	0	0	0	0	0	0	0
BARMER	0	0	0	0	0	0	0	0	0	0	0	0	0	0	0
BHARTPUR	0	0	0	0	0	0	0	0	0	0	0	0	0	0	0
BHILWARA	0	0	0	0	0	0	0	0	0	0	0	0	0	0	0
BIKANER	0	0	0	0	0	0	0	0	0	0	0	0	0	0	0
BUNDI	0	0	0	0	0	0	0	0	0	0	0	0	0	0	0
CHITTORGARH	0	0	0	0	0	0	0	0	0	0	0	0	0	0	0
CHURU	0	0	0	0	0	0	0	0	0	0	0	0	0	0	0
DOUSA	0	0	0	0	0	0	0	0	0	0	0	0	0	0	0
DHOOPUR	0	0	0	0	0	0	0	0	0	0	0	0	0	0	0
DUNGARPUR	0	0	0	0	0	0	0	0	0	0	0	0	0	0	0
HANUMANGARH	0	0	0	0	0	0	0	0	0	0	0	0	0	0	0
JAIPUR	0	0	0	0	0	0	0	0	0	0	0	0	0	0	0
JAISALMER	0	0	0	0	0	0	0	0	0	0	0	0	0	0	0
JALORE	0	0	0	0	0	0	0	0	0	0	0	0	0	0	0
JHALAWAR	0	0	0	0	0	0	0	0	0	0	0	0	0	0	0
JHUNJHUNU	0	0	0	0	0	0	0	0	0	0	0	0	0	0	0
JODHPUR	0	0	0	0	0	0	0	0	0	0	0	0	0	0	0
KOTA	0	0	0	0	0	0	0	0	0	0	0	0	0	0	0
NAGPUR	0	0	0	0	0	0	0	0	0	0	0	0	0	0	0
PALI	0	0	0	0	0	0	0	0	0	0	0	0	0	0	0
RAJSAMAND	0	0	0	0	0	0	0	0	0	0	0	0	0	0	0
SWAIMADHOPUR	0	0	0	0	0	0	0	0	0	0	0	0	0	0	0
SHRI GANGANAGAR	0	0	0	0	0	0	0	0	0	0	0	0	0	0	0
SIKAR	0	0	0	0	0	0	0	0	0	0	0	0	0	0	0
SIROHI	0	0	0	0	0	0	0	0	0	0	0	0	0	0	0
TONK	0	0	0	0	0	0	0	0	0	0	0	0	0	0	0
UDAIPUR	0	4	4	0	0	0	0	0	0	0	0	0	0	4	4
KAROLI	0	0	0	0	0	0	0	0	0	0	0	0	0	0	0
GRAND TOTAL	3	4	7	0	0	0	0	0	0	0	0	0	3	4	7

OFFICE OF THE DIRECTOR, SECONDARY EDUCATION, RAJASTHAN, BIKANER
DISTRICT WISE AND MANAGEMENT WISE TEACHERS IN RURAL AREA, YEAR 1997-98 (PRIMARY)

DISTRICT	GOVERNMENT			LOCAL-BODIES			AIDED SCHOOL			UN-AIDED SCHOOLS			GRAND TOTAL		
	MALE	FEMALE	TOTAL	MALE	FEMALE	TOTAL	MALE	FEMALE	TOTAL	MALE	FEMALE	TOTAL	MALE	FEMALE	TOTAL
AJMER	0	0	0	1718	926	2644	5	0	5	103	112	215	1826	1038	2864
ALWAR	0	0	0	3285	785	4070	0	0	0	539	148	687	3824	933	4757
BANSWARA	0	0	0	1756	776	2532	100	33	133	0	0	0	1856	809	2665
BARAN	12	8	20	1496	263	1759	0	0	0	92	24	116	1600	295	1895
BARMER	0	0	0	2856	455	3311	0	0	0	78	36	114	2934	491	3425
BHARTPUR	0	0	0	2381	455	2836	0	0	0	139	32	171	2520	487	3007
BHILWARA	5	1	6	1963	903	2866	0	0	0	68	72	140	2036	976	3012
BIKANER	0	7	7	724	375	1099	0	0	0	96	45	141	820	427	1247
BUNDI	0	0	0	1127	534	1661	0	0	0	101	21	122	1228	555	1783
CHITTORGARH	0	0	0	2207	803	3010	6	25	31	71	61	132	2284	889	3173
CHURU	0	0	0	1601	400	2001	0	0	0	126	11	137	1727	411	2138
DOUSA	24	4	28	1647	183	1830	0	0	0	117	13	130	1788	200	1988
DHOLPUR	0	0	0	1366	166	1532	0	0	0	111	2	113	1477	168	1645
DUNGARPUR	0	0	0	1611	528	2139	0	0	0	309	84	393	1920	612	2532
HANUMANGARH	0	0	0	907	282	1189	3	2	5	329	74	403	1239	358	1597
JAIRPUR	0	0	0	3063	1087	4150	0	0	0	152	34	186	3215	1121	4336
JAISALMER	0	0	0	653	128	781	0	0	0	7	0	7	660	128	788
JALORE	0	0	0	1375	208	1583	0	0	0	4	0	4	1379	208	1587
JHALAWAR	0	0	0	1690	466	2156	0	0	0	124	37	161	1814	503	2317
JHUNJHUNU	0	0	0	1683	861	2544	0	0	0	89	8	97	1772	869	2641
JODHPUR	0	0	0	1473	1601	3074	0	0	0	181	85	266	1654	1686	3340
KOTA	0	0	0	1156	336	1492	3	4	7	0	0	0	1159	340	1499
NAGAUR	0	0	0	2815	455	3270	7	7	14	64	2	66	2886	464	3350
PALI	0	0	0	2939	495	3434	0	0	0	0	0	0	2939	495	3434
RAJSAMAND	0	0	0	1166	576	1742	0	0	0	85	67	152	1251	643	1894
SWAIMADMOPUR	0	0	0	1284	188	1472	0	0	0	235	79	314	1519	267	1786
SHRI GANGANAGAR	0	2	2	1748	710	2458	0	0	0	280	69	349	2028	781	2809
SIKAR	0	0	0	2316	625	2941	0	0	0	135	32	167	2451	657	3108
SIROHI	0	0	0	715	228	943	0	0	0	11	4	15	726	232	958
TONK	0	0	0	1400	413	1813	0	0	0	139	22	161	1539	435	1974
UDAIPUR	0	0	0	2430	1436	3866	11	5	16	163	125	288	2604	1566	4170
KAROLI	0	0	0	1558	167	1725	167	84	251	0	0	0	1725	251	1976
GRAND TOTAL	41	22	63	56109	17814	73923	302	160	462	3948	1299	5247	60400	19295	79695

OFFICE OF THE DIRECTOR, SECONDARY EDUCATION, RAJASTHAN, BIKANER
DISTRICT WISE AND MANAGEMENT WISE TEACHERS IN RURAL AREA, YEAR 1997-98 (UPPER PRIMARY)

DISTRICT	GOVERNMENT			LOCAL-BODIES			AIDED SCHOOL			UN-AIDED SCHOOLS			GRAND TOTAL		
	MALE	FEMALE	TOTAL	MALE	FEMALE	TOTAL	MALE	FEMALE	TOTAL	MALE	FEMALE	TOTAL	MALE	FEMALE	TOTAL
AJMER	1660	696	2356	0	0	0	4	6	10	59	68	127	1723	770	2493
ALWAR	3060	311	3371	0	0	0	0	0	0	869	356	1225	3929	667	4596
BANSWARA	1909	361	2270	0	0	0	0	0	0	120	48	168	2029	409	2438
BARAN	1055	169	1224	0	0	0	0	0	0	274	80	354	1329	249	1578
BARMER	2156	126	2282	0	0	0	0	0	0	56	23	79	2212	149	2361
BHARTPUR	2400	397	2797	0	0	0	0	0	0	945	65	1010	3345	462	3807
BHILWARA	2045	665	2710	0	0	0	11	4	15	86	52	138	2142	721	2863
BIKANER	737	261	998	0	0	0	0	0	0	82	31	113	819	292	1111
BUNDI	842	224	1066	0	0	0	0	0	0	127	29	156	969	253	1222
CHITTORGARH	1981	433	2414	0	0	0	0	0	0	13	9	22	1994	442	2436
CHURU	1627	224	1851	0	0	0	0	0	0	131	16	147	1758	240	1998
DOUSA	1546	132	1678	0	0	0	0	0	0	878	66	944	2424	198	2622
DHOLPUR	949	83	1032	0	0	0	0	0	0	122	3	125	1071	86	1157
DUNGARPUR	1276	243	1519	0	0	0	0	0	0	174	50	224	1450	293	1743
HANUMANGARH	1170	267	1437	0	0	0	16	10	26	371	62	433	1557	339	1896
JAIPUR	2947	823	3770	0	0	0	0	0	0	467	98	565	3414	921	4335
JALMER	607	80	687	0	0	0	0	0	0	13	5	18	620	85	705
JALORE	1365	165	1530	0	0	0	0	0	0	59	5	64	1424	170	1594
JHALAWAR	1339	199	1538	0	0	0	0	0	0	76	30	106	1415	229	1644
JHUNJHUNU	1816	524	2340	0	0	0	26	1	27	1153	159	1312	2995	684	3679
JODHPUR	761	709	1470	0	0	0	0	0	0	65	29	94	826	738	1564
KOTA	867	251	1118	0	0	0	0	0	0	245	60	305	1112	311	1423
MAGAUR	2726	379	3105	0	0	0	0	0	0	58	3	61	2784	382	3166
MALI	2196	367	2563	0	0	0	0	0	0	109	19	128	2305	386	2691
RAJSAMAND	1169	234	1403	0	0	0	0	0	0	70	28	98	1239	262	1501
RAIMADHOPUR	1027	138	1165	0	0	0	0	0	0	326	64	390	1353	202	1555
SHRI GANGANAGAR	1246	383	1629	0	0	0	10	13	23	376	129	505	1632	525	2157
SIKAR	1984	289	2273	0	0	0	0	0	0	655	21	676	2639	310	2949
SIROHI	747	131	878	0	0	0	0	0	0	0	0	0	747	131	878
SONK	1336	182	1518	0	0	0	0	0	0	188	44	232	1524	226	1750
DAIPUR	2162	647	2809	0	0	0	7	9	16	133	133	266	2302	789	3091
BAROLI	1574	115	1689	0	0	0	0	0	0	288	78	366	1862	193	2055
GRAND TOTAL	50282	10208	60490	0	0	0	74	43	117	8588	1863	10451	58944	12114	71058

OFFICE OF THE DIRECTOR, SECONDARY EDUCATION, RAJASTHAN, BIKANER
DISTRICT WISE AND MANAGEMENT WISE TEACHERS IN RURAL AREA, YEAR 1997-98 (SECONDARY)

DISTRICT	GOVERNMENT			LOCAL-BODIES			AIDED SCHOOL			UN-AIDED SCHOOLS			GRAND TOTAL		
	MALE	FEMALE	TOTAL	MALE	FEMALE	TOTAL	MALE	FEMALE	TOTAL	MALE	FEMALE	TOTAL	MALE	FEMALE	TOTAL
AJMER	898	250	1148	0	0	0	9	5	14	0	0	0	907	255	1162
ALWAR	1594	405	1999	0	0	0	0	0	0	104	40	144	1698	445	2143
BANSWARA	808	226	1034	0	0	0	8	5	13	0	0	0	816	231	1047
BARAN	522	83	605	0	0	0	0	0	0	23	3	26	545	86	631
BARMER	686	96	782	0	0	0	0	0	0	12	2	14	698	98	796
BHARTPUR	1363	107	1470	0	0	0	0	0	0	42	2	44	1405	109	1514
BHILWARA	1123	217	1340	0	0	0	0	0	0	0	0	0	1123	217	1340
BIKANER	331	119	450	0	0	0	0	0	0	5	5	10	336	124	460
BUNDI	452	87	539	0	0	0	0	0	0	0	0	0	452	87	539
CHITTORGARH	883	196	1079	0	0	0	0	0	0	10	0	10	893	196	1089
CHURU	1189	84	1273	0	0	0	0	0	0	14	2	16	1203	86	1289
DOUSA	689	93	782	0	0	0	0	0	0	172	15	187	861	108	969
DHOLPUR	410	46	456	0	0	0	0	0	0	20	1	21	430	47	477
DUNGARPUR	644	87	731	0	0	0	0	0	0	11	1	12	655	88	743
HANUMANGARH	768	142	910	0	0	0	0	0	0	56	9	65	824	151	975
JAIPUR	1579	365	1944	0	0	0	0	0	0	84	14	98	1663	379	2042
JAISALMER	256	3	259	0	0	0	0	0	0	0	0	0	256	3	259
JALORE	622	42	664	0	0	0	0	0	0	0	0	0	622	42	664
JHALAWAR	433	76	509	0	0	0	0	0	0	0	0	0	433	76	509
JHUNJHUNU	1415	218	1633	0	0	0	12	9	21	222	38	260	1649	265	1914
JODHPUR	904	183	1087	0	0	0	28	0	28	14	4	18	946	187	1133
KOTA	516	142	658	0	0	0	0	0	0	18	0	18	534	142	676
NAGAU	1498	160	1658	0	0	0	15	1	16	0	0	0	1513	161	1674
PALI	992	125	1117	0	0	0	0	0	0	36	8	44	1028	133	1161
RAJSAMAND	659	114	773	0	0	0	0	0	0	14	8	22	673	122	795
SWAIMADHOPUR	592	94	686	0	0	0	0	0	0	0	0	0	592	94	686
SHRI GANGANAGAR	610	198	808	0	0	0	0	0	0	66	9	75	676	207	883
SIKAR	1585	153	1738	0	0	0	0	0	0	48	1	49	1633	154	1787
SIROHI	496	82	578	0	0	0	0	0	0	0	0	0	496	82	578
TONK	662	66	728	0	0	0	0	0	0	0	0	0	662	66	728
UDAIPUR	1134	372	1506	0	0	0	9	13	22	43	32	75	1186	417	1603
KAROLI	717	30	747	0	0	0	0	0	0	37	4	41	754	34	788
GRAND TOTAL	27030	4661	31691	0	0	0	81	33	114	1051	198	1249	28162	4892	33054

OFFICE OF THE DIRECTOR, SECONDARY EDUCATION, RAJASTHAN, BIKANER
DISTRICT WISE AND MANAGEMENT WISE TEACHERS IN RURAL AREA, YEAR 1997-98 (SR. SECONDARY)

DISTRICT	GOVERNMENT			LOCAL-BODIES			AIDED SCHOOL			UN-AIDED SCHOOLS			GRAND TOTAL		
	MALE	FEMALE	TOTAL	MALE	FEMALE	TOTAL	MALE	FEMALE	TOTAL	MALE	FEMALE	TOTAL	MALE	FEMALE	TOTAL
AJMER	600	115	715	0	0	0	0	0	0	0	0	0	600	115	715
ALWAR	1290	127	1417	0	0	0	0	0	0	0	0	0	1290	127	1417
BANSWARA	466	79	545	0	0	0	0	0	0	0	0	0	466	79	545
BARAN	220	40	260	0	0	0	0	0	0	0	0	0	220	40	260
BARMER	307	33	340	0	0	0	0	0	0	0	0	0	307	33	340
BHARTPUR	541	21	562	0	0	0	0	0	0	0	0	0	541	21	562
BHILWARA	591	118	709	0	0	0	0	0	0	0	0	0	591	118	709
BIKANER	166	32	198	0	0	0	0	0	0	0	0	0	166	32	198
BUNDI	201	17	218	0	0	0	0	0	0	0	0	0	201	17	218
CHITTORGARH	515	50	565	0	0	0	0	0	0	0	0	0	515	50	565
CHURU	427	15	442	0	0	0	5	0	5	0	0	0	432	15	447
DOUSA	449	42	491	0	0	0	0	0	0	58	6	64	507	48	555
DHOLPUR	163	5	168	0	0	0	0	0	0	0	0	0	163	5	168
DUNGARPUR	412	20	432	0	0	0	20	1	21	18	9	27	450	30	480
HANUMANGARH	426	21	447	0	0	0	0	0	0	0	0	0	426	21	447
JAIPUR	1054	114	1168	0	0	0	0	0	0	66	2	68	1120	116	1236
JAISALMER	81	0	81	0	0	0	0	0	0	0	0	0	81	0	81
JALORE	277	14	291	0	0	0	0	0	0	0	0	0	277	14	291
JHALAWAR	251	54	305	0	0	0	0	0	0	0	0	0	251	54	305
JHUNJHUNU	968	72	1040	0	0	0	67	23	90	0	0	0	1035	95	1130
JODHPUR	402	60	462	0	0	0	25	8	33	0	0	0	427	68	495
KOTA	266	67	333	0	0	0	0	0	0	0	0	0	266	67	333
NAGOUR	750	27	777	0	0	0	0	0	0	0	0	0	750	27	777
PALI	495	47	542	0	0	0	3	36	39	90	7	97	588	90	678
RAJSAMAND	336	51	387	0	0	0	0	0	0	0	0	0	336	51	387
SWAINADHOPUR	251	11	262	0	0	0	0	0	0	0	0	0	251	11	262
SHRI GANGANAGAR	200	53	253	0	0	0	0	0	0	0	0	0	200	53	253
SIKAR	666	18	684	0	0	0	16	0	16	0	0	0	682	18	700
SIROHI	205	9	214	0	0	0	0	0	0	6	19	25	211	28	239
TONK	319	14	333	0	0	0	0	0	0	0	0	0	319	14	333
UDAIPUR	795	140	935	0	0	0	11	5	16	0	0	0	806	145	951
KAROLI	367	21	388	0	0	0	0	0	0	0	0	0	367	21	388
GRAND TOTAL	14457	1507	15964	0	0	0	147	73	220	238	43	281	14842	1623	16465

OFFICE OF THE DIRECTOR, SECONDARY EDUCATION, RAJASTHAN, BIKANER
DISTRICT WISE AND MANAGEMENT WISE TEACHERS IN RURAL AREA, YEAR 1997-98 (CONSOLIDATED)

DISTRICT	GOVERNMENT			LOCAL-BODIES			AIDED SCHOOL			UN-AIDED SCHOOLS			GRAND TOTAL		
	MALE	FEMALE	TOTAL	MALE	FEMALE	TOTAL	MALE	FEMALE	TOTAL	MALE	FEMALE	TOTAL	MALE	FEMALE	TOTAL
AJMER	3161	1061	4222	1718	926	2644	18	11	29	162	180	342	5059	2178	7237
ALWAR	5944	843	6787	3285	785	4070	0	0	0	1512	544	2056	10741	2172	12913
BANSWARA	3183	666	3849	1756	776	2532	108	38	146	120	48	168	5167	1528	6695
BARAN	1809	300	2109	1496	263	1759	0	0	0	389	107	496	3694	670	4364
BARMER	3149	255	3404	2856	455	3311	0	0	0	146	61	207	6151	771	6922
BHARTPUR	4304	525	4829	2381	455	2836	0	0	0	1126	99	1225	7811	1079	8890
BHILWARA	3764	1001	4765	1963	903	2866	11	4	15	154	124	278	5892	2032	7924
BIKANER	1234	419	1653	724	375	1099	0	0	0	183	81	264	2141	875	3016
BUNDI	1495	328	1823	1127	534	1661	0	0	0	228	50	278	2850	912	3762
CHITTORGARH	3379	679	4058	2207	803	3010	6	25	31	94	70	164	5686	1577	7263
CHURU	3243	323	3566	1601	400	2001	5	0	5	271	29	300	5120	752	5872
DOUSA	2708	271	2979	1647	183	1830	0	0	0	1225	100	1325	5580	554	6134
DHOLPUR	1522	134	1656	1366	166	1532	0	0	0	253	6	259	3141	306	3447
DUNGARPUR	2332	350	2682	1611	528	2139	20	1	21	512	144	656	4475	1023	5498
HANUMANGARH	2364	430	2794	907	282	1189	19	12	31	756	145	901	4046	869	4915
JAIPUR	5580	1302	6882	3063	1087	4150	0	0	0	769	148	917	9412	2537	11949
JAISALMER	944	83	1027	653	128	781	0	0	0	20	5	25	1617	216	1833
JALORE	2264	221	2485	1375	208	1583	0	0	0	63	5	68	3702	434	4136
JHALAWAR	2023	329	2352	1690	466	2156	0	0	0	200	67	267	3913	862	4775
JHUNJHUNUR	4199	814	5013	1683	861	2544	105	33	138	1464	205	1669	7451	1913	9364
JODHPUR	2067	952	3019	1473	1601	3074	53	8	61	260	118	378	3853	2679	6532
KOTA	1649	460	2109	1156	336	1492	3	4	7	263	60	323	3071	860	3931
NAGAUR	4974	566	5540	2815	455	3270	22	8	30	122	5	127	7933	1034	8967
PALI	3683	539	4222	2939	495	3434	3	36	39	235	34	269	6860	1104	7964
RAJSAMAND	2164	399	2563	1166	576	1742	0	0	0	169	103	272	3499	1078	4577
SWAINADHOPUR	1870	243	2113	1284	188	1472	0	0	0	561	143	704	3715	574	4289
SHRI GANGANAGAR	2056	636	2692	1748	710	2458	10	13	23	722	207	929	4536	1566	6102
SIKAR	4235	460	4695	2316	625	2941	16	0	16	838	54	892	7405	1139	8544
SIROHI	1448	222	1670	715	228	943	0	0	0	17	23	40	2180	473	2653
TONK	2317	262	2579	1400	413	1813	0	0	0	327	66	393	4044	741	4785
UDAIPUR	4091	1163	5254	2430	1436	3866	38	32	70	339	290	629	6898	2921	9819
KAROLI	2658	166	2824	1558	167	1725	167	84	251	325	82	407	4708	499	5207
GRAND TOTAL	91813	16402	108215	56109	17814	73923	604	309	913	13825	3403	17228	162351	37928	200279

NIEPA DC
 D10177
 Director, Secondary Education, Bikaner
 and Administration.
 16/11/98
 8-10/98