

**GOVERNMENT OF KARNATAKA
DEPARTMENT OF PUBLIC INSTRUCTION**

MID DAY MEAL SCHEME

**ANNUAL WORK PLAN AND
BUDGET FOR THE YEAR 2008-09**

KARNATAKA

GOVERNMENT OF KARNATAKA
DEPARTMENT OF PUBLIC INSTRUCTION

MID DAY MEAL SCHEME

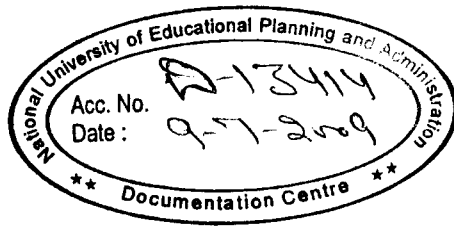
ANNUAL WORK PLAN AND BUDGET
FOR THE YEAR 2008-09

NUEPA DC



D13414

372.1716
LCR.109



I. Introduction.

1.1. **Brief history, objectives and rationale of the Midday meals programme**

MDM scheme was implemented in educationally & economically 7 backward North Eastern districts of the State during 2002-03. Later on the scheme was extended to other districts of the State in a phased manner.

As per the directions of the Hon'ble Supreme Court the scheme of providing hot cooked meal is implemented for all the children of classes 1 to 5 of both Government and Government aided primary schools.

Government of Karnataka has extended the scheme of providing hot cooked meal to the children of 6 & 10 standards of Government and Government aided school out of its own resources.

The main objectives of the programme are:

- To improve enrolment and attendance
- To improve retention rate
- To improve child health by increasing nutrition level
- To improve learning levels of children.

Hot cooked meal contains about 491 calories, 12 grams of protein

Apart from hot cooked meal supplementary nutrition is provided in the form of tablets, i.e. Vitamin 'A' (2 lakh IU) 2 tablets per year (b) Iron / Folic acid tablets (20 mg), 3 per week for 36 weeks total 108 tablets (c) Deworming tablets (400 mg) - 2 per year.

Under midday meal programme cooks have been appointed to prepare the food. These cooks are appointed by a committee at the school level. Honorarium is being paid to these cooks.

Kitchen centres have been categorized on the basis of no. of children covered by the Centre.

<u>Category</u>		<u>No.of children</u>	<u>No.of Cooks</u>
A1	-	0.25 children	1
A	-	26-70 children	2
B	-	71-300 children	3
C	-	301 & above.	4

NGOs are given opportunity to participate in the programme by opening their own kitchen centres. Presently 107 NGOs are participating, covering 4559 schools and 10.96 lakh children. NGOs are given 100 gms of rice per child / per day and Rs. 1.61/child/day for primary, 150 gms per child per day of rice and Rs 2.13/child per day for classes 6 to 10, the remaining costs are borne by them.

According to traditional taste in the various districts menu have been suggested is as follows.

Monday	-	Rice Sambar
Tuesday	-	Rice Sambar
Wednesday	-	Rice Sambar
Thursday	-	Rice Sambar
Friday	-	Bisi Bele bath
Saturday	-	Upma

- The funds are released by the Government to the CEO's of the respective Zilla Panchayath through Budget link document.
- State Level Steering cum Monitoring Committees under the Chairmanship of Additional Chief Secretary is meeting regularly.
- District level steering cum Monitoring Committees under the Chairmanship of Chief Executive Officer, Zilla Panchayath meeting regularly.
- Taluk level Steering cum Monitoring Committees under the Chairmanship of Asst Commissioner meeting regularly.
- District level implementing committee are constituted for the supervision and effective implementation of the programme under the Chairmanship of the district in-charge Minister.
- District and Taluk wise Nodal Officers have been appointed to supervise the scheme and monthly reports are obtained from them.

1.2 Demographic profile of the State.

Karnataka is situated in the southern part of Indian peninsula having an area of 1,91,791 k.m. with a population of 5.285 crores male 2.689 crore female 2.595 crore. The sex ratio according to 2001 Census is 965/1000. SC population is 85.63 lakhs and ST population is 34.63 lakhs and percentage of SC 16.2%, ST 6.6 % of total population.

The total literacy rate according to 2001 Census is 67.04 for males it is 76.29% and for females 57.49%.

Per capita income of Karnataka according to (2006-07) report is Rs. (21696)- per year.

1.1 Social and economic indicators in the State, including literacy rates, health indicators (IMR, MMR), Sex ratio, poverty ratios, etc.,

The birth rate in Karnataka is 20.6, the death rate 7.1. The natural growth rate is 13.5 and infant mortality rate is 50, urban being 39 and rural 54 MMR (Maternal Mortality Ratio) being 18.9/1000.

1.2 Nutrition status, including data on malnutrition, anemia, Vitamin 'A' Other micro-nutrient deficiencies, etc.

Nutrition status of the age group of 1-5 children is as follows (1) normal 12.8, (2) mild 46.7 (3) moderate 36 and (4) severe 4.5.

Between the ages 5-12 the prevalence of nutritional deficiency is as follows:

Night blindness	-	0.1
Conjunctivae Xerosis	-	2.0
Bitot spot	-	1.9
Dental Caries	-	21.7
Dental Fluorosis	-	1.1
Thyroid	-	1.1

The prevalence of anemia in Karnataka is about 44% (source NMMB, Rural survey 2005-06)

1.1 School data, including (i) number of schools (Government EGS and AIE centres, (ii) enrolment (by category and gender), (iii) drop-outs (by Category and gender)

Enclosed vide Annexure.-A

2. Description and assessment of the programme implemented in the previous year (2007- 08) with reference to:

1.1 Calorific / protein value of the midday meal provided.

At present the following calorific / protein value food is provided to children

Rice 100 grams	-	345 calories
Pulses 20 grams	-	65 calories
Oil 03 grams	-	27 calories
Vegetables 50 grams	-	<u>54 calories</u>
		<u>491 calories</u> & 12 grams of protein

1.2 Regularity and wholesomeness of midday meals served to children reasons for programme interruptions, if any.

There is no interruption in the programme. Hot cooked meal is provided on all the working days of the school.

1.3 Number of children (class, category and gender wise) who participated in the programme.

Enclosed vide Annexure-'B'

1.4 Foodgrains management, including adequacy of allocation, timeliness of lifting, transportation and distribution, and suitability of storage at different levels?

Food grains allocation is made on the basis of enrolment, district wise and hence there will not be any shortage of allocation of food grains. Chief Executive Officers of ZPs appoint contractors for the lifting of food grains from Food Corporation of India godowns to School level. Food grains are lifted well in advance and supplied to schools.

1.5 Central assistance received and utilized towards (a) cooking costs, (b) kitchen shed construction, (c) procurement of kitchen devices, (d) management monitoring and evolutions, (e) transport subsidy.

	Central assistance received 2007-08 (Rs in lakhs)	
	Received	Utilised
1. Towards Cooking cost	- 13637.88	9296.50
2. Towards transportation subsidy	- 161.98	
3. MME	- 237.97	-

1.6 State budget provisions and expenditure in 2007-08 towards (a) reimbursement of Central assistance (b) State contribution.

Rs in Lakhs

a) Reimbursement of Central Assistance	Rs. 13637.88
b) State Contribution: State Budget provision (including Central share)	Rs. 37460.40
c) Expenditure as on 31-12-2007	Rs 22509.55

1.7 System for release of funds provided under cooking costs (Central and State).

The total budgetary provision made for midday meal for classes 1 to 10 is Rs. 37460.40 lakhs which includes central assistance. State Government releases the money to the districts through the link document of ZPs. The amount will be drawn once in 3 months at the district level, released to the school level SDMCs through Taluk Panchayaths.

1.8 System for procuring cooking ingredients (fuel, condiments, oil etc.,)

Government of Karnataka has nominated Karnataka Food and Civil Supplies Corporation to supply Oil, Salt and Pulses and also Rice to 6-10 Standard children. Regarding fuel, oil companies supply gas cylinders. All the supplies are made to the school level.

1.9 System for cooking, serving and supervising midday meals in the school.

In Karnataka there are 47432 schools, 107 NGOs participate in the programme, supplying food to 4955 schools covering 10.96 lakh children. Rest of the schools have separate kitchen centres where cooks are appointed at the school level. Honorarium is paid to them.

Kitchen centres are divided into 4 categories based on the No. of children in the schools and cooks are appointed for these centres to prepare food and to serve it to the children. Instructions have been issued to Head Masters to taste the food before serving it to the children. Every day two teachers will taste the food which is recorded.

Mothers committees have been formed. Mothers also participate in the process of serving and supervising.

2.10. Status of construction of kitchen sheds from (i) funds released under the midday meal scheme, and (ii) funds from other development programmes, such as SGRY, BRGF, etc.,

When the scheme was started during 2002-03 in North Eastern Districts and later extended to the entire State, Zilla Panchayaths have taken action to construct Kitchen sheds from various schemes such as SJRY, 10 & 11 Finance commission grants MLA-MP Area Development Grants and other funds. During 2005-06 State Government has released Rs. 30.00 Crores for the construction of 6000 kitchen sheds and during 2006-07 Rs. 26.00 Crores to construct 5200 kitchen sheds @ Rs.50,000/- per centre

During 2006-07 Central Government also has released Rs. 5763.60/- lakhs for the construction of 9606 kitchen sheds, out of which 4812 kitchen sheds have been constructed, remaining 4794 kitchen sheds are in different stages of construction.

2.11 Status of procurement of kitchen devices from (i) funds released under the midday meal programme (ii) other sources.

When the scheme was started in Karnataka in 2001-02 provision of Rs. 5000/- was made for each kitchen centre for the purchase of cooking devices, which includes Gas stove. Separate provision has been made towards depositing money for providing Gas connection.

During 2006-07 Central Government has released Rs. 720.05 lakhs for the replacement of cooking devices and same has been released and spent for procurement of cooking vessels.

1.1 Capacity building and training conducted for different categories of persons involved in the midday meal programme under programmes of SSA, DIETs, etc.,

Cooks have been trained in the preparation of healthy, hygienic food, safety and economy by preparing a module, during June 2007 to cooks through Tele conference.

2.13 Management information system at school, Village/Gram Panchayat, block, District and State level.

Information regarding the students strength, No. of beneficiaries is collected through CRCs. The information is consolidated at the taluk level and at the District level. The same information is collected at the State level where the information is consolidated.

It is planned to computerize the system. Already amount has been released to Districts for the purchase of computers, and it is planned to provide computers to the Taluk level. The system will be through web.

The details of the Midday meals scheme in Karnataka are available at the Web-site -www.schooleducation.kar.nic.in

2.14 Systems to ensure transparency and openness in all aspects of programme implementation, including inter alia, food grain management, ingredients procurement, cooking and serving, appointment of cooking staff, construction of kitchen sheds, procurement of cooking devices.

Transparency and openness

Food grains management :-

Rice is supplied by Food Corporation of India which is given to schools based on the actual No. of beneficiaries.

Pulses, Oil, and Salt is being supplied by KFCSC by tendering process after following transparency rules in existence.

Under Midday meals scheme Government of Karnataka is encouraging the community to participate and to contribute voluntarily in the interest the school children as well as the scheme in the form of plates, tumblers, cookers, utensils and vegetables to the kitchen centers.

To Increase transparency

- Discussion is being held with parents at SDMC level.
- Display of information about the beneficiaries of the scheme in the schools, hygiene, cleanliness, safety and quantity of cooked food.
- Display of the weekly menu.
- Supervision and distribution with the help of mothers.
- Reports in news papers.
- Discussion about the scheme through media.
- Training through teleconference.

2.15 Measures taken to rectify.

- a) Inter district low and uneven utilization of food grains and cooking cost.**
Instructions have been issued regarding utilization of food grains and cooking cost should be based on the actual beneficiaries to avoid difference.
- b) Intra-district mismatch in utilization of food grains and cooking cost.**
Instructions have been issued to Utilize of food grains and cooking cost is uniform as per norms prescribed by both Central and State Government.
- c) Delay in delivering cooking cost at school level.**
In Karnataka Cooking cost and other contingency will be released three months in advance.

1.1 Overall assessment of the manner in which implementation of the programme is contributing to the programme objectives and an Analysis of strengths and weaknesses of the programme Implementation.

An evaluation of the programme of Midday meals scheme was made by University of Agricultural Sciences, Dharwad. Smt. Rama K.Naik, who conducted the study in the State, has given following findings about the programme.

- Improvement in attendance. Nearly 87% of children attend the schools regularly.
- There is improvement in the children's health. The children are active.
- Social equality is attained to a greater extent.
- Midday meal scheme has stopped children from being hungry
- Use of Gas in cooking has reduced pollution.
- Appointment of cooks belonging to various categories of people has also increased.

1.2 Impact of Mid Day Meal Scheme such as increase in enrollment, attendance, retention, learning level etc., reduction in drop-out, increase in nutritional status etc.,

Increase in enrolment in schools can not be attributed to Mid Day Meal Scheme alone, however after the implementation of the mid day meal scheme children are participating class room as well as co-curricular activities.

1.3 Details of Evaluation studies conducted and summary of its findings.

- The evaluation of the programme was entrusted to University of Agricultural Sciences; Dharwad during the year 2004-05 .Dr. Rama Naik has conducted the study who has submitted the report.
- According to the study the retention rate has gone up to 87%
- Children are more active and attentive in the classes.
- It is also reported very few children are reported to have fallen sick in terms of fever, cold, cough and digestive disturbances. This indicates that the general health of the children has improved.

1.4 Brief write up on best practices followed in the State.

- LPG is used in the preparation of food. This has helped in cleanliness and neatness. This is also ecological and environmental friendly.
- Only women cooks are appointed in the preparation of food.
- Provision has been made for appointing cooks belonging to SC/St and other backward communities. Preference is given to widows & destitutes. This helps in empowerment of women and brings about social equity.
- All children are served food by making them to sit in rows irrespective of caste and creed. This helps in co-ordination, co-operation, equality and moving towards casteless society.
- Good eating habits are inculcated in children. They wash their hands and plates before and after eating food. This develops hygienic habits.
- Mother's committees have been constituted in each school, where mothers participate in cooking & serving. Mothers serve food with affection and children feel comfortable.
- Regarding supply of food grains to schools concerned steps have been taken to supply food grains to schools well in advance. If for some reason or the other there is shortage of food grains in a particular school, thereby hampering preparation of food. Instructions have been issued to the concerned Head masters to borrow the necessary food grains from the nearby schools and to return after the stocks are received, so that the programme is not hampered.

- Regarding construction of kitchen sheds, pucca kitchen sheds are being provided out of various schemes of Zilla Panchayath and state funds.
- Conversion cost is released to Joint Account of SDMC and Head cook well in advance who purchase vegetables and other sambar material.
- Teacher's participation is limited to giving the attendance to the head cooks and supervising while children are served food.
- Cooks have been trained in the preparation of hygienic and healthy food and in maintaining cleanliness.
- Kitchen garden is being developed in about 19375 schools in the 1st phase. Provision of Rs 3500/- has been made for each school to develop kitchen garden. The vegetables grown are used for mid day meal programme.
- A display board indicating the quantum of food and measures to be taken for preparation of food and the number of beneficiaries is provided in all the schools at a cost of Rs 1000/- per school, so that transparency is maintained in this programme.

1.5 Instances of unhygienic food served, children falling ill, sub-standard supplies, diversion/misuse of resources, social discrimination and safety measures adopted to avoid recurrence of such incidents.

Some incidents have been reported in News Papers about the children fallen ill. But after the lab report it was found that the illness is not due to hot cooked meal served in the school. However in such cases cooks have been removed and alternate arrangement are made to the run the programme.

No instances of diversion of resources and social discrimination reported. Where ever sub-standard food grains are supplied the same will be replaced.

1.6 Extent of involvement of NGOs and Civic Body Organizations (CBOs) PRIs

In Karnataka NGOs are given opportunity to serve hot cooked meal under Mid Day Meal Programme wherever they come forward. MOU is made between Chief Executive Officer, Zilla Panchayath of the District and the respective NGOs. 107 NGOs have been involved in the programme covering about 10.5 lakh children in the State.

1.7 Status of School Health Programme with special focus on provision of micro-nutrients, Vitamin-A, Deworming medicine, Iron and Folic acid, Zinc and recording of height, weight etc.,

Additional nutrition is given as follows

- Vitamin-A 2 lakh IU - 2 tablets a year.
- Albendazole 400 mg -2 tablets a year.
- Iron and folic acid 20 mg - 108 tablets for 36 weeks.

A massive health checkup programme of all students of 1 to 10 standard studying in Govt schools was undertaken under the title Suvarna Arogya Chaitanya. Each student is given a health card which give information about general health parameters, if any serious health problem is notice, provision are being made for referral treatment. This programme was conducted in co-operation with Health Department.

1.8 Steps taken to strengthen the monitoring mechanism in the village, Block, District and State level and status of constitution of SMCs at these levels. Details of such meetings.

As per guidelines issued under mid day meal programme steering Cum Monitoring Committees have been constituted at Block, District and State Level. Four Meetings have been conducted at State level.

1.9 Arrangement for departmental inspections to MDM centers and percentage of schools inspected and summary of findings and remedial measures

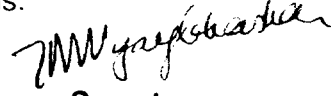
Instructions have been issued to the officers who are involved in the MDM programme to conduct inspection in 25% Schools in every quarter as per para 6.2 of National Programme for Nutritional Support to Primary Education instructions are strictly followed.

1.10 Note on Action Taken on the findings of national level review meeting held at New Delhi on 9 – 10th Oct.2007.

Enclosed vide Annexure - c

1.15 Feed back/comments in respect of report of Monitoring Institutions designated for your State/UT to monitor implementation of MDM and action taken thereon

Departmental officials, DDPI at district level and BEO at taluk level are taking actions for the report they get from the visiting officials.



**Secretary
Primary & Secondary Education
Government of Karnataka**

ANNEXURE-A

Sl.No	DISTRICT	TOTAL NO OF SCHOOLS		
		GOVT	AIDED	TOTAL
1	Bagalkot	1272	85	1357
2	Bangalore (R)	1162	64	1226
3	Bangalore (U)	1487	239	1726
5	Belgaum	3225	287	3512
6	Bellary	1297	69	1366
7	Bidar	899	75	974
8	Bljapur	1755	144	1899
9	Chamaraja nagar	772	33	805
10	Chickmagalore	1494	22	1516
11	Chikkaballapura	1320	12	1332
12	Chitradurga	1665	181	1846
13	Dakshina kannada	926	104	1030
14	Davangere	1391	148	1539
15	Dharwad	751	115	866
16	Gadag	614	73	687
17	Gulbarga	2671	67	2738
18	Hassan	2559	112	2671
19	Haveri	1139	120	1259
20	Kodagu	411	7	418
21	Kolar	2072	53	2125
22	Koppal	928	23	951
23	Mandya	1824	63	1887
24	Mysore	1942	93	2035
25	Raichur	1359	20	1379
26	Ramanagar	1413	22	1435
27	Shimoga	1938	108	2046
28	Tumkur	3569	271	3840
29	Udupi	608	64	672
30	Uttara Kannada	2168	127	2295
	Total	44631	2801	47432

ANNEXURE-B

Sl.No	DISTRICT	NO OF CHILDREN GOVT AND AIDED
1	Bagalkot	169432
2	Bangalore (R)	61485
3	Bangalore (U)	238629
5	Belgaum	361053
6	Bellary	203919
7	Bidar	178011
8	Bijapur	237608
9	Chamaraja nagar	68315
10	Chickmagalore	73678
11	Chikkaballapura	62140
12	Chitradurga	129625
13	Dakshina kannada	132367
14	Davangere	144387
15	Dharwad	132236
16	Gadag	61597
17	Gulbarga	347331
18	Hassan	112865
19	Haveri	128531
20	Kodagu	34106
21	Kolar	101696
22	Koppal	129842
23	Mandya	103319
24	Mysore	174268
25	Raichur	169884
26	Ramanagar	65946
27	Shimoga	116461
28	Tumkur	176018
29	Udupi	69843
30	Uttara Kannada	109606
	Total	4094278

**MINUTES OF REVIEW MEETING ON MID DAY MEAL SCHEME
HELD ON 09-10-2007**

Para	Observations	Action taken
2	<p>Shri Champak Chatterjee, Secretary (SE&L), Govt. of India stated that Department of School Education & Literacy, Govt. of India is handling two flagship programmes, namely Sarva Shiksha Abhiyan and Mid Day Meal Programme, which are vital to educational development in the country. It is important to undertake periodical stock taking and comprehensive financial review of the programme. For continuous, seamless and successful implementation of the mid day meal programme, it is necessary to provide institutional support to the programme. The MDM programme is in a transition point from the primary stage to cover upper primary stage. In this connection, he requested the participants to focus their presentations and interventions on the following important issues:</p> <p>(i) Whether the programme has been extended to reach out to geographically remote and difficult areas poor and backward sections of the society, EGS and AIE Centres etc.</p> <p>(ii) Whether institutional arrangements have been made to conduct inspections in 25% schools in every quarter so that every school is inspected at least once in a year.</p> <p>(iii) Whether dedicated staff is appointed at State, District and Block levels to implement the scheme and monitor its progress.</p>	<p>Yes.</p> <p>(i) Government of Karnataka implemented the scheme of providing hot cooked meal to all the children in classes 1 to 10 of all Government and Govt. Aided Schools in the State.</p> <p>(ii) Instructions have been issued to the officers who are involved in the MDM programme to conduct inspection in 25% Schools in every quarter as per para 6.2 of National Programme for Nutritional Support to Primary Education instructions are strictly followed.</p> <p>(iii) Yes.</p>

	<p>(iv) What efforts are being made for infrastructural gaps especially girls toilets in upper primary stage and the School Health Programme of the Ministry of Health and Family Welfare.</p>	<p>programme.</p>
<p>3</p>	<p>Smt. Anita Kaul, Joint Secretary (JE-1) stated that MIDM programme is not a very old programme even though the States like Gujarat, Tamil Nadu and Kerala had started it long before the government of India had introduced it. She traced the various stages of progress in extending the scope and coverage of the programme from supply of dry ration in 1995 to supply of cooked mid-day meal and to the upper primary stage in FBBs in 2007-08. Considering the fact that this programme provides hot cooked nutritious meal to 12 crore children in 9.5 lakh schools everyday, it involves huge logistic arrangements. There are several issues of concern to improve the implementation of the scheme. She identified the following critical issues:</p> <p>(i) The low and uneven utilization of Central assistance in terms of food grain and cooking cost. Intra district mismatch in utilization of food grain and cooking cost is another area of concern. Many of these problems could be sorted out by suitable addressing logistical and systemic issues to ensure smooth and timely flow of fund resources at various levels. Hence, establishing a robust and fool proof monitoring system at all levels is of paramount importance.</p> <p>(ii) Payment to cooks, in many States, is at a level below the minimum wages and the payment is also irregular. Many States have left the issue of payments of cooks to the schools</p>	<p>(i) It is not happening in our state. We are fully utilizing food grains and cooking cost</p> <p>(ii) Cooks are appointed by the 3 member committee constituted under the Chairmanship of President of Gram</p>

<p>level implementing authorities, which causes adhocism and severe hardships. Some States, for example Karnataka, Himachal Pradesh and Tamil Nadu have evolved State level norms for appointment as well as payment of salaries to cooks and helpers. Other States should study these systems and evolve suitable State norms.</p> <p>(iii) Complaints are received about the quality and quantity of the food served to the children under the MDM. There is need to address these issues by taking a suitable remedial measure in such a way that they do not recur.</p> <p>(iv) It is also necessary to track the expenditure incurred by the States/UTs against funds released during 2006-07 & 2007-08 under various components of MDM to facilitate the release of second installment of Central assistance for 2007-08</p>	<p>Panchayat and the honorarium is given through Bank account. Honorarium released in advance of Three months to joint account of both SDMC / Head Cook and honorarium can be drawn well on time</p> <p>(iii) As per the guidelines issued under MDM fair average quality of food grains is being supplied. Whenever substandard food grains is supplied the same will be replaced. Government of Karnataka constituted joint inspection committee to check the quality and quantity of food grains under the Chairmanship of Deputy Director (food), Food and Civil Supplies Department vide G.O. No.Ed : 67: sweemara(yunik) 2006, dt 26-06-06</p> <p>(iv) Government of India has released funds under the different components of MDM from 2006-07 and 2007-08.</p>
--	---

		(Rs. in Lakhs)	
		Year	Released Utilized
		2006-07	12282.26 12282.26 720.05 720.05 3346.81 3346.81
		2007-08	6818.94 6818.94
		Government of Karnataka is releasing the funds through link document of Zilla Panchayat on quarterly basis well in advance.	
4	<p>She also elaborated on the salient features of the recent revision in the Mid Day Meal programme extending its coverage to Upper Primary stage as under:</p> <p>(i) Extension of the Mid Day Meal Scheme to the Upper Primary Stage of Education (classes VI to VIII) in Government (including local body) and Government aided schools, and EGS/AIE Centres, covering children in 3479 Educationally Backward Blocks (EBBs) in 2007-08. The programme will be extended to all areas across the country from 2008-09.</p> <p>(ii) The calorific value of the mid day meal for upper primary has been fixed at 700 calories and 20 grams of protein.</p> <p>(iii) Provision is made for food grains @ 150 grams per child/school day for the upper primary stage, over and above the allocations from the lower primary stage, by the FCI.</p>	<p>(i) Govt. of Karnataka has extended the scheme of providing hot cooked meal to the children of 74 Educationally Backward Blocks in 19 districts studying in 6 to 8 standard with effect from 1-10-07 vide G.O. No: ED 75/MMS 2007 Date: 21-11-07.</p> <p>(ii) Govt. of Karnataka issued the guidelines to maintain the calorific value of the mid day meal for upper primary to fit it to 700 calories and grams of protein per child per day vide letter No.MI AD Aa B-1/07-08 Date:30-11-07</p> <p>(iii) Govt. of Karnataka has issued the order to provide @ 150 grms per child /day for the children of upper primary stage</p>	

- (iv) Cooking cost of mid day meal for upper primary stage is fixed at Rs.2.50 per child/schools day with (a) Central Assistance of Rs.2.30 per child/school day in the case of States in North East Region; the NER state contribution being a minimum of Rs.0.20 per child/school day, and (b) Central assistance of Rs.2.00 per child/school day in the case all other States and UTs; their contribution being a minimum of Rs.0.50 per child/school day.
- (v) Central Assistance for cooked Mid-Day Meal will be provided during summer vacation to school children in the upper primary stage in areas declared by State Governments as drought-affected, as in the case of the primary stage;
- (vi) Inflation Adjusted Index (Consumer Price Index) has been included for assessing the annual financial requirements towards Central Assistance for cooking costs every two years beginning 2008-09 for mid day meal both for primary and upper primary stages.
- (vii) Central Assistance to construct kitchen-cum-store in upper primary schools will be provided @ Rs.60, 000 per unit, as in the case of primary stage.
- (viii) Central Assistance for kitchen devices to upper primary schools will be provided @ Rs.5, 000 per schools as in the case of primary stage.

- (iv) Govt of Karnataka is spending Rs 3.16 as unit cost/childd/day inclusive of cooks honorarium, additional nutrition, printing of registers and salaries to staff
- (v) No comments
- (vi) No comments
- (vii) Proposals for the release of central assistance to the construction of kitchen com store in upper primary schools, vide letter No.M6 AD EBB-KS/KV/07-08, Date:06-12-07.
- (viii) Same as above

	<p>(ix) The existing system of payment of transportation subsidy to States/UTs has been modified from reimbursement to Grant-in-aid as in the case of other components of Central assistance under the Scheme.</p> <p>(x) Transport Subsidy for eleven Special Category States (Arunachal Pradesh, Assam, Manipur, Meghalaya, Mizoram, Nagaland, Tripura, Sikkim, Himachal Pradesh, Jammu & Kashmir & Uttarakhand) is enhanced from Rs.100/- per quintal to Rs.125/- per quintal.</p> <p>(xi) Information, Education and Communication (IEC) activities are incorporated as a component of Management, Monitoring and Evaluation (MME) costs.</p> <p>(xii) The name of Scheme is changed from "National Programme of Nutritional Support to Primary Education to "National Programme of Mid Day Meals in Schools".</p>	<p>(ix) No comments</p> <p>(x) Does not apply</p> <p>(xi) Action will be taken accordingly.</p> <p>Circular has been issued to the District implementing authorities to change the name of scheme from NP-NSPE, to "National Programme of MIDM in Schools"</p>
33	<p>Shri T.M. Vijaya Bhaskar, Secretary (Education), Govt. of Karnataka stated that the State is already implementing the mid day meal scheme for the children in classes I-X in all Government, Government aided, local body and EGS/AIE Centres irrespective of caste and religion. The scheme is implemented through Zilla panchayats. The annual budget is released to Zilla Panchayats on a quarterly basis. Zilla Panchayats releases 1/12th cooking cost to schools every month automatically through banking channel. Exclusive staff has been provided for MIDM at the district and taluk level. The Deputy Director Public Instruction (DDPI) is incharge of the programme at the district level and an Assistant Director is in charge at Taluk level. At the school level, the School Development and Management Committee (SDMC) is</p>	<p>Government of Karnataka has now released all the funds towards the construction of 9606 kitchen sheds.</p>

responsibility for purchase of vegetables and payment of honorarium to cooks. Cooks for mid-day meal scheme are appointed in the order of preference, SC/ST/Minority/General, depending upon the number of children availing mid day meal. The Schools Health Programme is run in convergence with the Health Department; a health check of children is conducted. The expenses for petrol / fuel for the Health personnel to visit schools are met by the Education Department. All schools have been directed to provide exclusive toilets for girls by December, 2007. He pointed out that a sum of Rs.2000 is sanctioned by the Rural Development Department, irrespective of the number of toilets required in the school. There is need to ensure that the number of toilets sanctioned to the school is commensurate with the enrolment in that school. Drinking water is provided in all the schools through convergence with development programmes of other Departments. Teachers ensure that children wash their hands before eating and they also taste the mid day meal to ensure its quality. Rs.3500 is given to each school for raising a kitchen garden and growing vegetables for MDM, wherever land is available. All kitchens have gas based cooking. As regards provision of kitchen sheds and kitchen devices, Shri Vijay Bhaskar stated that state budgetary allocations have been made, but second installment has not yet been released by the State Finance Department. He welcomed the new initiative of factoring in Inflation Index in cooking cost. He added that this would serve as a model for State to factor in inflation index in a similar way.

(Sd/)
(G.KUMARA NAYAK)

Commissioner for Public Instruction

Table - 1
Annual Work Plan and Budget 2008-09
(Mid-Day Meal Scheme)

Table-1

GENERAL INFORMATION-2007-08

State: KARNATAKA

1. No. of children availing Mid-Day Meal as on 30.9.2007

	SC	ST	OBC	Minority	Others	Total
(1)	(2)	(2)	(3)	(4)	(5)	(6)
Boys	453522	142040	792529	261315	247653	1897059
Girls	433562	134223	777886	288711	247625	1882007
Total	887084	276263	1570415	550026	495278	3779066

2. Staff (Cook/helper/others) employed under Mid Day Meal Scheme

	SC	ST	OBC	Minority	Others	Total
(1)	(2)	(2)	(3)	(4)	(5)	(6)
Male	NOT APPLICABLE					
Female	21268	12828			56374	90470
Total	21268	12828			56374	90470

3. Salary paid to Staff (Cook/helper/others) employed under Mid Day Meal Scheme

Staff	Average Monthly Salary	Remarks/basis/norms for appointment and payment of wages
Head Cook	650	
Cook	450	
Helper	400	
Others	300	

4. Break-up of nutrition content and cost of meal per child per day as per State Nutrition/Expenditure Norm including Central Assistance & State contribution. (unit cost).

A. Primary

Sl. No.	Food Item	Quantity (in gms)	Cost of Qty Recommended (in Rs.)	Calories	Protein content (in gms)
(1)	(2)	(2)	(3)	(4)	(5)
1	Foodgrains (Wheat/Rice)	100	Supplied free		
2	Pulses	20	0.50	491	12
3	Vegetables (in leafy)	50	0.50		
4	Oil & fat	3	0.10		
5	Salt & Condiments	2	0.01		
6	Fuel		0.40		
7	Labour & other administrative charge				
8	any other items	Transportation of Pulses, Oil and salt	0.01		
	Total		1.61		

B. Upper Primary

Sl. No.	Food Item	Quantity (in gms)	Cost of Qty Recommended (in Rs.)	Calories	Protein content (in gms)
(1)	(2)	(2)	(3)	(4)	(5)
1	Foodgrains (Wheat/Rice)	150	Supplied free		
2	Pulses	25	0.75	700	20
3	Vegetables (in leafy)	70	0.70		
4	Oil & fat	6	0.24		
5	Salt & Condiments	4	0.03		
6	Fuel		0.40		
7	Labour & other administrative charge				
8	any other items	Transportation of Pulses, Oil and salt	0.01		
	Total		2.13		

M. Jayachandras
(Signature)
Secretary Pri & Sec Education
Government Of Karnataka

2/1/2

Table-2
Annual Work Plan and Budget 2008-09
[MID-DAY MEAL SCHEME]

Table-2

Proforma for Furnishing Details of Provisions made in the State Budget 2008-09

State : KARNATAKA

(Rs. In lakh)

1) Cooking Cost : Primary

Year	Allocations in State/UT Budget			Total Expenditure
	Central Assistance (Reimbursement)	State Contribution	Total	
1	2	3	4	5
2005-06	10704.99	14978.01	25683.00	25683.00
2006-07	12282.26	13064.74	25347.00	25347.00
2007-08	13637.88	23822.52	37460.40	22509.55
2008-09				Not Applicable

2) Cooking Cost : Upper Primary

Year	Allocations in State/UT Budget			Total Expenditure
	Central Assistance	State Contribution	Total	
1	2	3	4	5
2007-08	2699.59	1565.76		2039.95
2008-09				Not Applicable

state contribution @ Rs1.16/- per child per day

3) Cost of meal per child per day, as per State Expenditure Norm including Central Assistance & State contribution (Unit Cost). [Excluding Cost of Foodgrains]

Year	Primary	Upper Primary
2005-06	2.86	2.86
2006-07	3.16	3.16
2007-08	3.15	3.16
2008-09	3.55	3.55

proposed

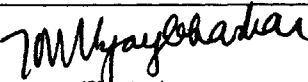
4) Construction of Kitchen-cum-Stores

Year	Provision in the State Budget	Expenditure
2006-07	2600.00	2600.00
2007-08	NIL	(Expenditure as on 31.12.07)
2008-09		

5) Procurement of Kitchen Devices

Year	Provision in the State Budget			Expenditure
	Central assistance (Re-imburement)	State Contribution if any including through convergence	Total	
2006-07				
2007-08	720.05	0	720.05	720.05
2008-09				Not Applicable

Date: 11-02-2008


(Signature)
Secretary Pri & Sec Education
Government Of Karnataka

8/1/2

- 23 -

Table-3
Annual Work Plan and Budget 2008-09
[Mid-Day Meal Scheme]

Table-3

District wise information on number of Institutions under MDM Scheme for Primary Stage (Classes I-V)

KARNATAKA

State:

(As on 30th Sep., 2007)

S.No.	Name of District	No. of Institutions					No. of Institutions regularly serving MDM					Diff. Between (7)-(12)
		Classes I-V (Govt+LB)	Classes I-V (GA)	EGS Centres	AIE Centres	Total (col 3+4+5+6)	Classes I-V (Govt+LB)	Classes I-V (GA)	EGS Centres	AIE Centres	Total (col.8+9+10+11)	
1	2	3	4	5	6	7	8	9	10	11	12	13
1	Bagalkot	1272	85			1357	1272	85			1357	
2	Bangalore (R)	1162	64			1226	1162	64			1226	
3	Bangalore (U)	1487	239			1726	1487	239			1726	
5	Belgaum	3225	287			3512	3225	287			3512	
6	Bellary	1297	69			1366	1297	69			1366	
7	Bidar	899	75			974	899	75			974	
8	Bijapur	1755	144			1899	1755	144			1899	
9	Chamaraja nagar	772	33			805	772	33			805	
10	Chickmagalore	1494	22			1516	1494	22			1516	
11	Chikkaballapura	1320	12			1332	1320	12			1332	
12	Chitradurga	1665	181			1846	1665	181			1846	
13	Dakshina kannada	926	104			1030	926	104			1030	
14	Davangere	1391	148			1539	1391	148			1539	
15	Dharwad	751	115			866	751	115			866	
16	Gadag	614	73	NIL	NIL	687	614	73	NIL	NIL	687	
17	Gulbarga	2671	67			2738	2671	67			2738	
18	Hassan	2559	112			2671	2559	112			2671	
19	Haveri	1139	120			1259	1139	120			1259	
20	Kodagu	411	7			418	411	7			418	
21	Kolar	2072	53			2125	2072	53			2125	
22	Koppal	928	23			951	928	23			951	
23	Mandya	1824	63			1887	1824	63			1887	
24	Mysore	1942	93			2035	1942	93			2035	
25	Raichur	1359	20			1379	1359	20			1379	
26	Ramanagar	1413	22			1435	1413	22			1435	
27	Shimoga	1938	108			2046	1938	108			2046	
28	Tumkur	3569	271			3840	3569	271			3840	
29	Udupi	608	64			672	608	64			672	
30	Uttara Kannada	2168	127			2295	2168	127			2295	
	Total	44631	2801			47432	44631	2801			47432	

Govt: Government Schools
LB: Local Body Schools
GA: Govt Aided Schools

Reasons for the difference in col. 13

Date: 11-02-2008

Page 9

- 24 -

M. Jayashankar
(Signature)
Secretary Pri & Sec Education
Government Of Karnataka

1/2

State: KARNATAKA

(As on 31st Dec, 2007)

S.No.	Name of District	No. of Institutions (In EBBs)				No. of Institutions regularly serving MDM (In EBBs)				Diff. Between (7)-(12)		
		(Govt+LB)	(GA)	EGS Centres	AIE Centres	Total (Govt+LB)	(GA)	EGS Centres	AIE Centres			
1	2	3	4	5	6	7	8	9	10	11	12	13
1	Bagalkot	787	41			787	41					788
2	Belgaum	490	12			490	12					502
3	Bellary	367	48			416	367	48				415
4	Bidar	326	115			441	326	115				441
5	Bijapur	890	100			990	890	100				990
6	Chamaraja nagar	118	30			148	118	30				148
7	Chitradurga	237	13			250	237	13				250
8	Davangere	134	11			145	134	11				145
9	Dharwad	110	11			121	110	11				121
10	Gadag	186	11			197	186	11				197
11	Gulbarga	624	108	NIL	NIL	732	624	108	NIL	NIL		732
12	Hassan	156	1			157	156	1				157
13	Kolar	63	24			87	63	24				87
14	Koppal	159	9			168	159	9				168
15	Mandya	220	4			224	220	4				224
16	Mysore	823	130			953	823	130				953
17	Raichur	543	31			574	543	31				574
18	Ramanagar	39	14			53	39	14				53
19	Tumkur	145	3			148	145	3				148
	TOTAL	6387	716			7103	6387	716				7103

- i) No of actual school working days during 1.10.2007 to 31.12.2007
 ii) No. of days mid-day meal served during 1.10.2007 to 31.12.2007

SCHOOL	EGS	AIE
68		
66		

Reasons for the difference in col. 13

Page 10

Date:11 -02-2008

- 25 -

M. Mysore Chandra
 (Signature)
 Secretary Pri & Sec Education
 Government Of Karnataka

2/1/2

District wise information on number of institutions under MAM Scheme for Upper Primary Stage (Classes VI-VIII)

State: KARNATAKA

(As on 30th. Sep., 2007)

S.No.	Name of District	No. of Institutions having upper primary classes WITHOUT primary classes (classes I to V)					No. of Institutions having upper primary classes WITH primary classes (classes I to V)					Total (col 7+12)
		(Govt.+LB)	(GA)	EGS Centres	AIE Centres	Total (col 3+4+5+6)	(Govt.+LB)	(GA)	EGS Centres	AIE Centres	Total (col 8+9+10+11)	
1	2	3	4	5	6	7	8	9	10	11	12	13
1	Bagalkot						885	41			726	
2	Bangalore (R)						407	8			415	
3	Bangalore (U)						725	483			1208	
4	Belgaum						1481	85			1566	
5	Bellary						685	52			737	
6	Bidar						595	134			729	
7	Bijapur						930	100			1030	
8	Chamaraja nagar						395	30			426	
9	Chickmagalore						630	31			661	
10	Chikkaballapur						475	31			506	
11	Chitradurga						736	66			802	
12	Dakshina kannada						606	226			834	
13	Davangere						692	117			809	
14	Dharwad						501	63			564	
15	Gadag						374	25			399	
16	Gulbarga						1025	108			1133	
17	Hassan						960	56			1016	
18	Haveri						660	35			695	
19	Kodagu						216	13			229	
20	Kolar						605	45			650	
21	Koppal						423	9			432	
22	Mandya						824	34			858	
23	Mysore						909	132			1041	
24	Raichur						433	31			464	
25	Ramanagar						425	25			451	
26	Shimoga						899	59			958	
27	Tumkur						1297	81			1378	
28	Udupi						340	217			557	
29	Uttara Kannada						803	38			841	
	TOTAL						19740	2375			22115	

In Karnataka LPS comprise of classes 1 to 5 and HPS from classes 1 to 7

M. Jayashankar
(Signature)

Secretary Pri & Sec Education
Government Of Karnataka

2/1/2

State: KARNATAKA		(As on 30th Sep., 2007)							
S.No.	Name of District	Total Enrolment				No. of children availing MDM*			
		Classes I-V (Govt+LB+GA)	EGS Centres	AIE Centres	Total (col. 3+4+5)	Classes I-V (Govt+LB+GA)	EGS Centres	AIE Centres	Total (col. 7+8+9)
1	2	3	4	5	6	7	8	9	10
1	Bagalkot	169432			169432	169432			169432
2	Bangalore (R)	61486			61486	61486			61486
3	Bangalore (U)	238629			238629	238629			238629
5	Belgaum	361063			361063	361063			361063
6	Bellary	203919			203919	203919			203919
7	Bidar	178011			178011	178011			178011
8	Bijapur	237608			237608	237608			237608
9	Chamaraja nagar	68315			68315	68315			68315
10	Chickmagalore	73678			73678	73678			73678
11	Chikkaballapur	62140			62140	62140			62140
12	Chitradurga	129625			129625	129625			129625
13	Dakshina kannada	132367			132367	132367			132367
14	Davangere	144387			144387	144387			144387
15	Dharwad	132236			132236	132236			132236
16	Gadag	61597			61597	61597			61597
17	Gulbarga	347331			347331	347331			347331
18	Hassan	112865			112865	112865			112865
19	Haveri	128531			128531	128531			128531
20	Kodagu	34186			34186	34186			34186
21	Kolar	101696			101696	101696			101696
22	Koppal	129842			129842	129842			129842
23	Mandya	103319			103319	103319			103319
24	Mysore	174268			174268	174268			174268
25	Raichur	169884			169884	169884			169884
26	Ramanagar	65946			65946	65946			65946
27	Shimoga	116461			116461	116461			116461
28	Tumkur	176018			176018	176018			176018
29	Udupi	69843			69843	69843			69843
30	Uttara Kannada	109606			109606	109606			109606
		4094278			4094278	4094278			4094278

* District wise aggregation of actual no. of children availing MDM based on school level MDM attendance register maintained.

Govt: Government Schools

LB: Local Body Schools

GA: Govt Aided Schools

- No of actual school working days during 1.4.2007 to 31.12.2007:
- No. of days mid-day meal served during 1.4.2007 to 31.12.2007:

Date: 0-02-2008

27

SCHOOL	EGS	AIE

M. Jayashankar
(Signature)
Secretary Pri & Sec Education
Government Of Karnataka

8/1/2

S.No.	Name of District	Total Enrolment as on 30.09.07				No. of children likely to avail MDM in 2008-09			
		Classes VI-VIII (Govt+LB+GA)	EGS Centres	AIE Centres	Total (col 3+4+5)	Classes VI-VIII (Govt+LB+GA)	EGS Centres	AIE Centres	Total (col. 7+8+9)
1	2	3	4	5	6	7	8	9	10
1	Bagalkot	82543			82543	82543			82543
2	Bangalore (R)	31701			31701	31701			31701
3	Bangalore (U)	137880			137880	137880			137880
4	Belgaum	209076			209076	209076			209076
5	Bellary	98814			98814	98814			98814
6	Bidar	80800			80800	80800			80800
7	Bijapur	105052			105052	105052			105052
8	Chamaraja nagar	42777			42777	42777			42777
9	Chickmagalore	45589			45589	45589			45589
10	Chikkaballapur	37403			37403	37403			37403
11	Chitradurga	77103			77103	77103			77103
12	Dakshina kannada	91894			91894	91894			91894
13	Davangere	88194			88194	88194			88194
14	Dharwad	77332			77332	77332			77332
15	Gadag	43891			43891	43891			43891
16	Gulbarga	125079			125079	125079			125079
17	Hassan	67259			67259	67259			67259
18	Haveri	73833			73833	73833			73833
19	Kodagu	21220			21220	21220			21220
20	Kolar	63288			63288	63288			63288
21	Koppal	60625			60625	60625			60625
22	Mandya	68107			68107	68107			68107
23	Mysore	112796			112796	112796			112796
24	Raichur	62750			62750	62750			62750
25	Ramanagar	43619			43619	43619			43619
26	Shimoga	74192			74192	74192			74192
27	Tumkur	116906			116906	116906			116906
28	Udupi	49224			49224	49224			49224
29	Uttara Kannada	68209			68209	68209			68209
		2256826			2256826	2256826			2256826

Govt: Government Schools

LB: Local Body Schools

GA: Govt Aided Schools

M. Jayashankar
(Signature)

Secretary Pri & Sec Education
Government Of Karnataka

11/2

[Mid-Day Meal Scheme]
For Primary Stage (Classes I-V)

State: KARNATAKA

I. Anticipated Working Days for Schools & EGS Centres between April, 2008 & March, 2009

S. No.	Month	Total No. of Days in the month	Deduct Holidays				Anticipated No. of Working Days (3-8)	Remarks	
			Vacation Days	Holidays outside Vacation period		Total Holidays (4+7)			
				Sundays	Other School Holidays				Total
1	2	3	4	5	6	7	8	9	10
1	April,08	30	20	1	1	2	22	8	
2	May,08	31	31	0	0	0	31	0	
3	June,08	30	0	5	0	5	5	25	
4	July,08	31	0	4	0	4	4	27	
5	August,08	31	0	5	0	5	5	26	
6	September,0	30	0	4	2	6	6	24	
7	October,08	31	20	1	2	3	23	8	
8	November,08	30	0	5	0	5	5	25	
9	December,08	31	0	4	2	6	6	25	
10	January,09	31	0	4	1	5	5	26	
11	February,09	28	0	4	0	4	4	24	
12	March,09	31	0	5	2	7	7	24	
	Total	365	71	42	10	52	123	242	
							Discretionary Holidays		
								5	
								237	

II. Anticipated No. of average Working Days per AIE Centre between April, 2008 and March, 2009.

Date: 11-02-2008

Page 14

29


 (Signature)
 Secretary Pri & Sec Education
 Government Of Karnataka

11/2

(11th Day week scheme)
For Upper Primary Stage (Classes VI-VIII)

State: **KARNATAKA**

I. Anticipated Working Days for Schools & EGS Centres between April, 2008 & March, 2009

S. No.	Month	Total No. of Days in the month	Deduct Holidays				Anticipated No. of Working Days (3-8)	Remarks	
			Vacation Days	Holidays outside Vacation period		Total Holidays (4+7)			
				Sundays	Other School Holidays				Total
1	2	3	4	5	6	7	8	9	10
1	April,08	30	20	1	1	2	22	8	
2	May,08	31	31	0	0	0	31	0	
3	June,08	30	0	5	0	5	5	25	
4	July,08	31	0	4	0	4	4	27	
5	August,08	31	0	5	0	5	5	26	
6	September,08	30	0	4	2	6	6	24	
7	October,08	31	20	1	2	3	23	8	
8	November,08	30	0	5	0	5	5	25	
9	December,08	31	0	4	2	6	6	25	
10	January,09	31	0	4	1	5	5	26	
11	February,09	28	0	4	0	4	4	24	
12	March,09	31	0	5	2	7	7	24	
	Total	365	71	42	10	52	123	242	
							Discretionary Holidays	5	
								237	


II. Anticipated No. of average Working Days per AIE Centre between April, 2008 and March, 2009.

Date: 11-02-2008

Page 15

- 30 -


 (Signature)
 Secretary Pri & Sec Education
 Government Of Karnataka



State: KARNATAKA

[Qty in MTs]

S.No.	Name of District	Rice						Wheat					
		Allocation for the year 2007-08	Opening Balance as on 1.4.2007	Lifted	Aggregate quantity Consumed at School level	Balance* (Stock in hand) as on 31.12.2007 [col.4+5-6]	% Consumption (% of 6 on 3)	Allocation for the year 2007-08	Opening Balance as on 1.4.2007	Lifted	Aggregate quantity Consumed at School	Balance* (Stock in hand) as on 31.12.2007 [col.10+11-12]	% Consumption (% of 12 on 9)
1	2	3	4	5	6	7	8	9	10	11	12	13	14
1	Bagalkot	2951.06		1816.00	1579.92	236.08	53.54						
2	Bangalore (R)	2963.12		1893.80	1647.35	246.16	55.59						
3	Bangalore (U) North	5672.5		3631.66	3333.54	498.12	58.77						
4	Bangalore (U) south	0		0.00	0.00	0.00							
5	Belgaum	7966.16	13.37	5181.31	4515.76	678.92	56.69						
6	Bellary	4054.65		2663.60	2317.33	346.27	57.15						
7	Bidar	4050.33	282.54	2470.53	2318.89	434.19	57.25						
8	Bijapur	4628.17	405.29	2294.11	2239.05	460.35	48.38	0	307.61	0	307.61	0	100
9	Chamaraja nagar	1298.52	11.99	778.80	684.75	106.04	52.73						
10	Chickmagalore	1792.87	160.41	1026.23	990.81	197.83	55.26						
11	Chikkaballapur	0		0.00	0.00	0.00							
12	Chitradurga	3119.09	282	2248.16	2125.10	405.06	68.13						
13	Dakshina kannada	3101.49	153.71	2117.81	1934.72	336.80	62.38						
14	Davangere	3237.26	26.4	2166.78	1900.93	292.24	58.72						
15	Dharwad	2460.65	162.94	1663.70	1545.18	281.46	62.80						
16	Gadag	1554.11	28.42	1087.80	963.44	152.78	61.99						
17	Gulbarga	6930.78	744.3	4849.60	4665.73	928.17	67.32						
18	Hassan	2763.68	157.09	2059.77	1886.26	330.61	68.25						
19	Haveri	2913.49	45.13	1654.91	1466.85	233.19	50.35						
20	Kodagu	853.68	17.05	569.10	505.34	80.80	59.20						
21	Kolar	4368.5		3123.54	2717.48	406.06	62.21						
22	Koppal	2541.79	460.77	1370.10	1468.45	362.42	57.77						
23	Mandya	2586.49		1010.58	879.20	131.38	33.99						
24	Mysore	4318.23	211.88	2902.35	2652.17	462.06	61.42						
25	Raichur	3700.1		2590.00	2253.30	336.70	60.90						
26	Ramanagar	0		0.00	0.00	0.00							
27	Shimoga	2783.15		1542.30	1341.80	200.50	48.21						
28	Tumkur	4221.57	1023.1	2858.32	3100.60	780.82	73.45						
29	Udupi	1668.24	5.12	1089.95	951.33	143.74	57.03						
30	Uttara Kannada	2419.52	28.97	1430.77	1262.15	197.59	52.17						
		90919.20	4220.48	58293.27	53247.43	9266.32	58.57				307.61		100

(Only in MS-Excel Format)

For the period 1.10.2007 to 31.12.2007

State: KARNATAKA

S.No.	Name of District	Rice					Wheat				
		Allocation for the year 2007-08	Lifted	Aggregate quantity Consumed at School level	Balance* (Stock in hand) as on 31.12.2007 [col.4-5]	% Consumption (% of 5 on 3)	Allocation for the year 2007-08	Lifted	Aggregate quantity Consumed at School level	Balance* (Stock in hand) as on 31.12.2007 [col.9-10]	% Consumption (% of 10 on 8)
1	2	3	4	5	6	7	8	9	10	11	12
1	Bagalkot	1721.76			1721.76						
2	Belgaum	1195.92	231.41	196.70	909.22	17.79					
3	Bellary	1870.14			1870.14						
4	Bidar	1223.48			1223.49						
5	Bijapur	2017.84			2017.84						
6	Chamaraja nagar	810.24			810.24						
7	Chitradurga	545.92	102.50	87.13	458.80	15.96					
8	Davangere	547.58	72.27	61.43	486.15	11.22					
9	Dharwad	646.79	107.60	91.46	555.33	14.14					
10	Gadag	421.64			421.64						
11	Gulbarga	2379.26			2379.26						
12	Hassan	171.13			171.13						
13	Kolar	1285.64			1285.64						
14	Koppal	1129.76			1129.76						
15	Mandya	362.68			362.68						
16	Mysore	1977.16			1977.16						
17	Raichur	1258.19			1258.19						
18	Ramanagar	519.55			519.55						
19	Tumkur	252.25			252.25						
		20246.94	513.78	436.71	19810.23	59.10					

NIL

*: includes unspent balance at State; District & Block levels as on 31.12.07

District-wise information on Cooking Assistance released and Utilised* during 2007-08 for Primary Stage (Classes I - V)
(Only in MS-Excel Format)

(For the period 1.4.2007 to 31.12.2007)
(In Rs.)

State: KARNATAKA


S.No.	Nome of District	Allocation for 2007-08 (Note: 1)	Opening Balance as on 1.4.2007 (Note: 1)	Cooking assistance received (Note: 1)	Utilisation* of Cooking assistance at school level (Note: 1)	Unspent Balance as on 31.12.07 [Col. 4+5-6] (Note: 1 & 2)	% Utilisation (% of 6 on 3)
1	2	3	4	5	6	7	8
1	Bagalgot						
2	Bangalore (R)						
3	Bangalore (U)						
4	Belgaum						
5	Bellary						
6	Bidar						
7	Bijapur						
8	Chamaraja nagar						
9	Chickmagalore						
10	Chikkaballapur						
11	Chitradurga						
12	Dakshina kannada						
13	Davangere						
14	Dharwad						
15	Gadag						
16	Guibarga						
17	Hassan						
18	Haveri						
19	Kodagu						
20	Kolar						
21	Koppal						
22	Mandya						
23	Mysore						
24	Raichur						
25	Ramanagar						
26	Shimoga						
27	Tumkur						
28	Udupi						
29	Uttara Kannada						

Government of India releases funds to meet the cooking cost under MDM to Government of Karnataka. Government of Karnataka releases funds to Zilla Panchayaths through Link Document. The amount will be drawn by Zilla Panchayath to meet the expenditure. Utilization certificates first instalment have already been sent to the Government.

Note 1 Includes Central Assistance & State Contribution, both in terms of funds and monetary value of the commodities supplied by the State/UT.

Note 2 Unspent balance is aggregate of unspent balances at District, Block, Village/Panchayat & School level.

Date: 11-02-2008


 (Signature)
 Secretary Pri & Sec Education
 Government Of Karnataka
 11/2

[Mid-Day Meal Scheme]

**District-wise Information on Cooking Assistance released and utilised* during 2007-08 for Upper Primary Stage (Classes VI - VIII) in
Educational Backward Blocks (EBBs)
(Only in MS-Excel Format)**

(For the period 1.10.2007 to 31.12.2007)

State: KARNATAKA

(Rs. in Lakh)

S.No.	Name of District	No of Children	Allocation for 2007-08 [Note : 1]	Cooking assistance received [Note : 1]	Utilisation* of Cooking assistance at school level [Note : 1]	Unspent balance as on 31.12.07 [Col.4-5] (Note:1 & 2)	% Utilisation (% of 5 on 3)
1	2		3	4	5	6	7
1	Bagalkot	83177	362.72	199.72	132.63	67.10	36.57
2	Bangalore (R)	25099	109.45	69.27	39.33	29.94	35.93
3	Belgaum	53426	232.98	147.46	86.66	60.80	37.20
4	Bellary	90345	393.98	249.35	146.54	102.81	37.20
5	Bidar	59106	257.75	163.13	99.12	64.01	38.46
6	Bijapur	97480	425.09	269.04	166.16	102.89	39.09
7	Chamaraja nagar	39142	170.69	108.03	69.95	38.09	40.98
8	Chitradurga	26373	115.01	72.79	42.78	30.01	37.20
9	Davangere	26453	115.36	73.01	45.82	27.19	39.72
10	Dharwad	31246	136.26	86.24	54.98	31.26	40.35
11	Gadag	20369	88.83	56.22	35.28	20.94	39.72
12	Gulbarga	114940	501.23	317.23	195.92	121.32	39.09
13	Hassan	8267	36.05	22.82	13.86	8.95	38.46
14	Kolar	62108	270.84	171.42	110.99	60.43	40.98
15	Koppal	54578	238.00	150.64	88.53	62.11	37.20
16	Mandya	17521	76.41	48.38	28.90	19.46	37.83
17	Mysore	98515	416.52	263.62	165.43	98.19	39.72
18	Raichur	60782	265.06	167.76	110.29	57.47	41.61
19	Tumkur	12186	53.14	33.63	21.44	12.19	40.35
		978113	4265.36	2699.59	1654.59	1045.01	38.79

* please refer para 4.4 of D.O. letter 14.1.2008 from JS(EE.1)

Note 1: Includes Central Assistance & State Contribution, both in terms of funds and monetary value of the commodities supplied by the State/UT.

Note 2: Unspent balance is aggregate of unspent balances at District, Block, Village/Panchayat & School level.

Date: 11-02-2008

Page 19

- 34 -

M. Jayachandran
(Signature)

Secretary Pri & Sec Education
Government Of Karnataka

2/11/2

Kitchen Shed Construction
Achievement during 2007-08 (out of MDMS funds)

State: KARNATAKA

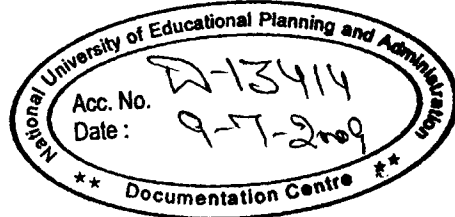
As on 31.12.2007

Sl. No.	District	Allocation* Physical			Allocation* Financial (Rs. in Lakh)			Completed (C)		In progress (IP)		Total (C+IP) Achievement		Yet to be started		Achievement as % of allocation	
		2006-07	2007-08	Total	2006-07	2007-08	Total	Physical	Financial (Rs. in lakh)	Physical	Financial (Rs. in lakh)	Physical (col. 9+11)	Financial (Rs. in lakh.) (col. 10+12)	Physical (col. 5-13)	Financial (Rs. in lakh.) (col. 8-14)	Physical (% of 13 on 5)	Financial (% of 14 on 8)
1	2	3	4	5	6	7	8	9	10	11	12	13	14	15	16	17	18
1	Bagalkot	272		272	163.20		163.20	140	64.00	132	79.20	272	163.20			100	100
2	Bangalore (R)	922		922	669.20		669.20		0.00	922	553.20	922	553.20			100	100
3	Bangalore (U)	50		50	30.00		30.00		0.00	50	30.00	50	30.00			100	100
4	Belgaum	284		284	170.40		170.40		0.00	284	170.40	284	170.40			100	100
5	Bellary	151		151	90.60		90.60		0.00	151	90.60	151	90.60			100	100
6	Bidar	113		113	67.80		67.80	90	64.00	23	13.80	113	67.80			100	100
7	Bijapur	199		199	119.40		119.40	70	42.00	129	77.40	199	119.40			100	100
8	Chamaraja nagar	83		83	49.80		49.80		0.00	83	49.80	83	49.80			100	100
9	Chickmagalore	305		305	183.00		183.00	100	80.00	205	123.00	305	183.00			100	100
10	Chitradurga	209		209	125.40		125.40		0.00	209	125.40	209	125.40			100	100
11	Dakshina kannada	192		192	115.20		115.20	67	52.20	105	63.00	192	115.20			100	100
12	Davangere	532		532	319.20		319.20	491	294.50	41	24.60	532	319.20			100	100
13	Dharwad	33		33	19.80		19.80		0.00	33	19.80	33	19.80			100	100
14	Gadag	59		59	35.40		35.40		0.00	59	35.40	59	35.40			100	100
15	Gulbarga	457		457	274.20		274.20	249	149.40	208	124.80	457	274.20			100	100
16	Hassan	687		687	412.20		412.20	465	279.00	222	133.20	687	412.20			100	100
17	Haveri	222		222	133.20		133.20	125	76.00	97	58.20	222	133.20			100	100
18	Kodagu	79		79	47.40		47.40	20	12.00	59	35.40	79	47.40			100	100
19	Kolar	1665		1665	999.00		999.00	1516	909.60	149	89.40	1665	999.00			100	100
20	Koppal	151		151	90.60		90.60	60	36.00	91	54.60	151	90.60			100	100
21	Mandya	501		501	300.60		300.60	300	180.00	201	120.60	501	300.60			100	100
22	Mysore	735		735	441.00		441.00	574	344.40	161	96.60	735	441.00			100	100
23	Raichur	352		352	211.20		211.20	215	129.00	137	82.20	352	211.20			100	100
24	Shimoga	324		324	194.40		194.40		0.00	324	194.40	324	194.40			100	100
25	Tumkur	675		675	405.00		405.00	300	180.00	375	225.00	675	405.00			100	100
26	Udupi	86		86	51.60		51.60	10	6.00	76	45.60	86	51.60			100	100
27	Uttara Kannada	268		268	160.80		160.80		0.00	268	160.80	268	160.80			100	100
	TOTAL	9606		9606	5763.60		5763.60	4812	2867.20	4794	2876.40	9606	5763.60			100	100


* District-wise allocation made by State/UT out of Central Assistance provided for the purpose.

Date: 11-02-2008

Page 20



- 35 -


 (Signature)
 Secretary Pri & Sec Education
 Government Of Karnataka
 11/2

**Kitchen Shed Construction
Achievement during 2007-08 [Through Convergence]**

(Only in MS-Excel Format)

State: KARNATAKA

As on 31.12.2007

Sl. No.	District	Allocation Physical			Allocation Financial (Rs. in lakh)			Completed (C)		In progress (IP)		Total (C+IP)		Yet to be started		Achievement as % of	
		2006-07	2007-08	Total	2006-07	2007-08	Total	Physical	Financial (Rs. in lakh)	Physical	Financial (Rs. in lakh)	Physical [col. 9+11]	Financial [col. 10+12]	Physical [col. 5-13]	Financial [col. 8-14]	Physical [% of 13 on 5]	Financial [% of 14 on 8]
1	2	3	4	5	6	7	8	9	10	11	12	13	14	15	16	17	18
1	Bagalkot																
2	Bangalore (R)																
3	Bangalore (U)																
4	Belgaum																
5	Bellary																
6	Bidar																
7	Bijapur																
8	Chamaraja nagar																
9	Chickmagalore																
10	Chikkaballapur																
11	Chitradurga																
12	Dakshina kannada																
13	Davangere																
14	Dharwad																
15	Gadag																
16	Gulbarga																
17	Hassan																
18	Haveri																
19	Kodagu																
20	Kolar																
21	Koppal																
22	Mandya																
23	Mysore																
24	Raichur																
25	Ramanagar																
26	Shimoga																
27	Tumkur																
28	Udupi																
29	Uttara Kannada																

NIL REPORT

Date: 11-02-2008

36

Page 21

M. Jayashankar
(Signature)
Secretary Pri & Sec Education
Government of Karnataka

2/12

[One-Day Meal Scheme]
Kitchen Devices Procurement
Achievement during 2007-08 [Out of MDM Funds]

State: KARNATAKA

As on 31.12.2007


Sl. No.	District	Allocation* Physical			Allocation* Financial (Rs. in Lakh)			Completed (C)		In progress (IP)		Total (C+IP) Achievement		Yet to be started		Achievement as % of allocation	
		2006-07	2007-08	Total	2006-07	2007-08	Total	Physical	Financial (Rs. in lakh)	Physical	Financial (Rs. in lakh)	Physical [col. 5+11]	Financial (Rs. in lakh.)	Physical [col. 5-13]	Financial (Rs. in lakh)	Physical [% of 13 on 5]	Financial [% of 14 on 8]
1	2	3	4	5	6	7	8	9	10	11	12	13	14	15	16	17	18
1	Bagalgot																
2	Bangalore (R)																
3	Bangalore (U)																
4	Belgaum																
5	Bellary																
6	Bidar																
7	Bijapur																
8	Chamaraja nagar																
9	Chickmagalore																
10	Chikkaballapur																
11	Chitradurga																
12	Dakshina kannada																
13	Davangere																
14	Dharwad																
15	Gadag																
16	Gulbarga																
17	Hassan																
18	Haveri																
19	Kodagu																
20	Kolar																
21	Koppal																
22	Mandya																
23	Mysore																
24	Raichur																
25	Ramanagar																
26	Shimoga																
27	Tumkur																
28	Udupi																
29	Uttara Kannada																

NIL REPORT

* District-wise allocation made by State/UT out of Central Assistance provided for the purpose.

Date: 11-02-2008

-37-


 (Signature)
 Secretary Pri & Sec Education
 Government of Karnataka
 11/2

[Karnataka Sahasra Shiksha Yojana]
Kitchen Devices Procurement
 Achievement during 2007-08 [Through Convergence]

State: KARNATAKA

As on 31 12 2007

Sl. No.	District	Allocation Physical			Allocation Financial (Rs. in Lakh)			Completed (C)		In progress (IP)		Total (C+IP) Achievement		Yet to be started		Achievement as % of allocation	
		2006-07	2007-08	Total	2006-07	2007-08	Total	Physical	Financial (Rs. in lakh)	Physical	Financial (Rs. in lakh)	Physical [col. 9+11]	Financial (Rs. in lakh.) [col. 10+12]	Physical [col. 5-13]	Financial (Rs. in lakh) [col. 8-14]	Physical [% of 13 on 5]	Financial [% of 14 on 8]
1	2	3	4	5	6	7	8	9	10	11	12	13	14	15	16	17	18
1	Baalkot																
2	Bangalore (R)																
3	Bangalore (U)																
4	Belgaum																
5	Bellary																
6	Bidar																
7	Bijapur																
8	Chamaraja nagar																
9	Chickmagalore																
10	Chikkaballapur																
11	Chitradurga																
12	Dakshina kannada																
13	Davangere																
14	Dharwad																
15	Gadag																
16	Gulbarga																
17	Hassan																
18	Haveri																
19	Kodagu																
20	Kolar																
21	Koppal																
22	Mandya																
23	Mysore																
24	Raichur																
25	Ramanagar																
26	Shimoga																
27	Tumkur																
28	Udupi																
29	Uttara Kannada																

NIL REPORT

M. Jayashankar
 (Signature)
 Secretary Pri & Sec Education
 Government Of Karnataka

2/2

Requirement of Central Assistance towards Foodgrains, Cooking Assistance & Transport Assistance for 2008-09 for Primary Stage (Classes I-V)
(Only in MS-Excel Format)

State: KARNATAKA

S.No.	Name of District	No. of children availing MDW* as on 30.9.07 (Please also refer to Table-4)			Anticipated No. of working days			Requirement of Foodgrains (in MTs)			Requirement of Cooking Assistance (Rs. in lakh) (Note:2)	Requirement of Transport Assistance (Rs. in lakhs) (Note:3)	
		Classes V (Govt+LB+GA)	Govt Centres	AIE Centres	Total (col. 3+4+5)	Classes I-V (Govt+LB+GA)	Govt Centres	AIE Centres	Total (Note:1)	Rice			Wheat
1	2	3	4	5	6	7	8	9	10	11	12	13	14
1	Bagalkot	142688			142688	237			3381.71			505.12	25.38
2	Bangalore (R)	87875			87875	237			1371.84			204.88	10.29
3	Bangalore (U)	23864			23864	237			5518.88			824.34	41.39
5	Belgaum	369688			369688	237			8524.61			1273.30	63.93
6	Bellary	161975			161975	237			3838.81			573.39	28.79
7	Bidar	173870			173870	237			4113.61			614.44	30.85
8	Bijapur	180078			180078	237			4267.85			637.48	32.01
9	Chamaraja nagar	66272			66272	237			1548.95			231.06	11.60
10	Chickmagalore	74738			74738	237			1771.29			264.57	13.28
11	Chikkaballapur	82075			82075	237			1945.18			290.55	14.59
12	Chitradurga	129163			129163	237			3061.15			457.24	22.96
13	Dakshina kannada	126802			126802	237			2974.40			444.28	22.31
14	Devangere	131870			131870	237			3125.32			466.82	23.44
15	Dharwad	111014			111014	237			2631.03			392.99	19.73
16	Gadag	68805			68805	237			1630.68			243.57	12.23
17	Gulbarga	294228			294228	237			6973.20			1041.57	52.30
18	Hassan	120275			120275	237			2850.52			425.77	21.38
19	Haveri	116919			116919	237			2770.98			413.69	20.78
20	Kodagu	33312			33312	237			789.49			117.92	5.92
21	Kolar	94136			94136	237			2231.02			333.24	16.73
22	Koppal	112680			112680	237			2668.35			398.57	20.01
23	Mandya	104839			104839	237			2479.94			370.42	18.60
24	Mysore	166977			166977	237			3696.65			552.16	27.72
25	Raichur	180742			180742	237			3572.59			533.63	26.79
26	Ramanagar	66946			66946	237			1562.92			233.45	11.72
27	Shimoga	112660			112660	237			2670.04			398.82	20.03
28	Tumkur	152178			152178	237			3606.62			538.71	27.05
29	Udupi	69686			69686	237			1651.56			246.69	12.39
30	Uttara Kannada	98602			98602	237			2336.87			349.05	17.53
		3779068			3779068	237			89563.86			13377.89	671.73

State/UT may re-allocate transportation assistance amongst districts as per the requirement and as per State/UT norms

Govt: Government Schools

LB: Local Body Schools

GA: Govt Aided Schools

Date: 11-02-2008

M. Jayashankar
(Signature)

Secretary Pri & Sec Education
Government Of Karnataka

Note:1 $[(3x7)+(4x8)+(5x9)]x100x0.0001$ MTs

Note:2 $[(3x7)+(4x8)+(5x9)]xRs.1.8$ for NE States viz. Arunachal Pradesh, Assam, Manipur, Meghalaya, Mizoram, Nagaland, Sikkim & Tripura.

$[(3x7)+(4x8)+(5x9)]xRs. 1.5$ for other States/UTs

S.No.	Name of District	No. of children likely to avail MDM in 2008-08				Anticipated No. of working days			Requirement of Foodgrains (In MTs)			Requirement of Cooking Assistance (Rs. in lakh) [Note:2]	Requirement of Transport Assistance (Rs. in lakhs) [Note:3]
		(Govt+LB+GA)	EGS Centres	AIE Centres	Total (col. 3+4+5)	(Govt+LB+G A)	EGS Centres	AIE Centres	Total [Note:1]	Rice	Wheat		
1	2	3	4	5	6	7	8	9	10	11	12	13	14
1	Baikalot	82543			82543	237			2034.40			391.25	22.01
2	Bangalore (R)	31701			31701	237			1128.97			180.26	8.45
3	Bangalore (U)	137550			137550	237			4868.92			651.99	36.67
4	Belgaum	209078			209078	237			7491.81			991.02	55.74
5	Bellary	98814			98814	237			3511.84			468.38	26.35
6	Bidar	80800			80800	237			2872.44			382.99	21.54
7	Bijapur	105052			105052	237			3734.60			497.95	28.01
8	Chamaraja nagar	42777			42777	237			1520.72			202.76	11.41
9	Chickmagalore	45589			45589	237			1620.69			216.09	12.16
10	Chikkaballapur	37403			37403	237			1329.68			177.29	9.97
11	Chitradurga	77103			77103	237			2741.01			365.47	20.56
12	Dakshina kannada	91894			91894	237			3265.83			435.58	24.50
13	Davangere	88194			88194	237			3136.30			418.04	23.51
14	Dharwad	77332			77332	237			2749.15			366.55	20.62
15	Gadag	43891			43891	237			1580.33			208.04	11.70
16	Gulbarga	125079			125079	237			4446.66			592.87	33.35
17	Hassan	67289			67289	237			2391.06			318.81	17.93
18	Haveri	73833			73833	237			2624.76			349.97	19.69
19	Kodagu	21220			21220	237			764.37			100.58	5.66
20	Kolar	63288			63288	237			2249.89			299.99	16.87
21	Koppal	60625			60625	237			2155.22			287.36	16.16
22	Mandya	68107			68107	237			2421.29			322.83	18.16
23	Mysore	112796			112796	237			4009.90			534.65	30.07
24	Raichur	62750			62750	237			2230.76			297.44	16.73
25	Ramanagar	43619			43619	237			1550.66			206.75	11.63
26	Shimoga	74192			74192	237			2637.53			351.67	19.78
27	Tumkur	116906			116906	237			4156.01			554.13	31.17
28	Udupi	49224			49224	237			1749.91			233.32	13.12
29	Uttara Kannada	68209			68209	237			2424.83			323.31	18.19
		2256826			2256826	237			80230.16			10697.36	601.73

Govt: Government Schools

LB: Local Body Schools

GA: Govt Aided Schools

Note:1 [(3x7)+(4x8)+(5x9)]x150x0.0001 MTs

Note:2 [(3x7)+(4x8)+(5x9)]xRs. 2.30 for NE States viz. Arunachal Pradesh, Assam, Manipur, Meghalaya, Mizoram, Nagaland, Sikkim & Tripura.

[(3x7)+(4x8)+(5x9)]xRs. 2.00 for other States/UTs

Note:3 [col.10]x Rs. 1250 for Special Category States viz. Arunachal Pradesh, Assam, Manipur, Meghalaya, Mizoram, Nagaland, Sikkim, Tripura, Uttaranchal, HP and J&K

[col 10]x Rs. 750 for other States/UTs

- 40 -

Date: 11-02-2008

M. Jayashankar
(Signature)
Secretary Pri & Sec Education
Government Of Karnataka

2/1/2

[Mid-Day Meal Scheme]

Kitchen Shed Construction during 2008-09 in Primary Schools (Govt and Local Body only)
(Only in MS-Excel Format)

State: KARNATAKA

Sl. No.	Districts	Total No. of Govt. + Local Body Schools as on 1.4.2008 (Classes I - V)	No. of schools requiring Kitchen shed (Note:1)	No. of Kitchen sheds sanctioned during 2006-07 & 2007-08	Balance requirement of Kitchen Sheds (Col 4-5)	Proposal for construction of Kitchen sheds during 2008-09			
						Out of MDMS		By Convergence with other development programme	
						Physical	Financial (in Rs. in	Physical	Financial (in Rs. in
1	2	3	4	5	6	7	8	9	10
1	Bagalkot	952	952	272	Govt of India has Rs 10655.00 lakhs towards construction of kitchen sheds.	NIL			
2	Bangalore (R)	2411	2426	922					
3	Bangalore (U) North	501	432	50					
4	Belgaum	2177	2138	284					
5	Bellary	1193	1179	151					
6	Bidar	984	999	113					
7	Bijapur	1204	1204	199					
8	Chamaraja nagar	605	685	63					
9	Chickmagalore	1417	1420	305					
10	Chikkaballapur		0	0					
11	Chitradurga	1484	1226	209					
12	Dakshina kannada	892	895	192					
13	Davangere	1287	1279	532					
14	Dharwad	408	0	33					
15	Gadag	494	514	59					
16	Gulbarga	1958	1958	457					
17	Hasan	2509	2485	607					
18	Haveri	924	934	222					
19	Kodagu	408	407	79					
20	Kolar	3284	3285	1668					
21	Koppal	797	797	151					
22	Mandya	1733	1821	501					
23	Mysore	1906	1906	735					
24	Raichur	1134	1134	352					
25	Ramanagar		0	0					
26	Shimoga	1889	1889	324					
27	Tumkur	3341	3364	675					
28	Udupi	607	613	88					
29	Uttara Kannada	2078	2078	268					
		38567	37802	9606					

Note 1: A copy of Statement showing district-wise requirement of Kitchen sheds as furnished by States/UTs during 2006-07 is enclosed herewith ready reference. This may please be kept in view filling column 4.

Date: 11-02-2008

M. Jayashanker
(Signature)
Secretary Pri & Sec Education
Government Of Karnataka

4)

11/2

Table-11A
Annual Work Plan and Budget 2008-09
[Mid-Day Meal Scheme]

Table-11A

Kitchen Shed Construction during 2008-09 for Upper Primary Stage (Govt and Local Body only)
(Only in MS-Excel Format)

State: KARNATAKA

Sl. No.	Districts	Total No. of School having Upper Primary classes WITHOUT primary section attached to them	No. of schools out of column 3 requiring Kitchen sheds to be constructed	As on 31.12.2007 Proposal for construction of Kitchen sheds during 2008-09			
				Out of F'DMS		By Convergence with other development programme	
				Physical)	Financial (in Rs. in lakh)	Physical	Financial (in Rs. in lakh)
1	2		5	6	7	8	9
1	Bagalkot	799					
2	Bangalore (R)	460					
3	Bangalore (U)	843					
4	Belgaum	1717					
5	Bellary	827					
6	Bidar	725					
7	Bijapur	1043					
8	Chamaraja nagar	465					
9	Chickmagalore	731					
10	Chikkaballapur	475					
11	Chitradurga	843					
12	Chikabala	753					
13	Davangere	827					
14	Dharwad	584					
15	Gadag	454					
16	Gulbarga	1356					
17	Hassan	1176					
18	Haveri	761					
19	Kodagu	257					
20	Kolar	318					
21	Koppal	548					
22	Mandya	1032					
23	Mysore	1111					
24	Nichur	583					
25	Ramanagar	508					
26	Shimoga	1044					
27	Tumkur	1509					
28	Udupi	439					
29	Uttara Kannada	699					
		23586					

NIL

42
M. Jayashankar
(Signature)
Secretary Pri & Sec Education
Government Of Karnataka

[Handwritten mark]

Kitchen Devices Procurement during 2008-09 for Primary Stage
(Only in MS-Excel Format)

State: KARNATAKA

(As on 31.12.07)

Sl. No.	Districts	Total No. of Govt. + Local Body Schools (Classes I - V)	No. of schools requiring Kitchen devices as on 1.4.2008	No. of schools for which Kitchen Devices sanctioned during 2006-07 & 2007-08	Balance requirement of Kitchen devices (Col 4-5)	Proposal for procurement of Kitchen devices during 2008-09			
						Out of MDMS		By Convergence with other development programmes	
						Physical	Financial (In Rs. in	Physical	Financial (in Rs. in
1	2	3	4	5	6	7	8	9	10
1	Bagalkot	1272	952	952	0		0.00		
2	Bangalore (R)	1182	2428		2426	2426	218.34		
3	Bangalore (U)	1487	432		345	345	31.05		
4	Belgaum	3225	2138		2138	2138	192.42		
5	Bellary	1297	1179	1179			0.00		
6	Bidar	899	899	884	15	15	1.35		
7	Bijapur	1755	1204	1204			0.00		
8	Chamaraja nager	772	685	685			0.00		
9	Chickmagalore	1484	1420		1420	1420	127.80		
10	Chikkaballapur		0				0.00		
11	Chitradurga	1855	1226		1226	1226	110.34		
12	Dakshina kannada	826	895		895	895	80.55		
13	Davangere	1391	1279		1279	1279	115.11		
14	Dharwad	751	0		0	0	0.00		
15	Gadag	614	514		514	514	46.26		
16	Guibarga	2871	1958	1958			0.00		
17	Hassan	2559	2485	2485			0.00		
18	Haveri	1159	934		934	934	84.06		
19	Kodagu	411	407		407	407	36.63		
20	Kolar	3362	3285	1045	2240	2240	201.60		
21	Koppal	928	797	797			0.00		
22	Mandya	1824	1821		1821	1821	163.89		
23	Mysore	1842	1808		1808	1808	162.72		
24	Raichur	1359	1134	1134			0.00		
25	Ramanagar	1413	0				0.00		
26	Shimoga	1838	1869		1869	1869	168.21		
27	Tumkur	3569	3264		3264	3264	302.76		
28	Udupi	608	613		613	613	55.17		
29	Uttara Kannada	2159	2078	2078			0.00		
		44831	37802	14401	23314	23314	2098.26		

NOTE:- Only 37802 are identified as kitchen centres for 44831 schools.

43

M. Jayashankar
(Signature)
Secretary Pri & Sec Education
Government Of Karnataka
2/2

Kitchen devices procurement during 2008-09 for Upper Primary Stage (Govt and Local Body only)
(Only in MS-Excel Format)

State: KARNATAKA

As on 31.12.2007

Sl. No.	Districts	Total No. of Schools having Upper Primary classes WITHOUT primary section attached to them (Govt. + Local Body Schools)	No. of school out of column 3 requiring Kitchen devices	Proposal for procurement of Kitchen devices during 2008-09			
				Out of MDMS		By Convergence with other development programme	
				Physical)	Financial (in Rs. in lakh)	Physical	Financial (in Rs. in lakh)
1	2	3	5	6	7	8	9
1	Bagalkot	799					
2	Bangalore (R)	460					
3	Bangalore (U)	643					
5	Beigaum	1717					
6	Bellary	827					
7	Bidar	725					
8	Bijapur	1043					
9	Chamaraja nagar	465					
10	Chickmagalore	731					
11	Chikkaballapur	475					
12	Chitradurga	843					
13	Dakshina kannada	753					
14	Davangere	827					
15	Dharwad	584					
16	Gadag	454					
17	Gulbarga	1356					
18	Hassan	1176					
19	Haveri	761					
20	Kodagu	257					
21	Kolar	816					
22	Koppal	549					
23	Mandya	1032					
24	Mysore	1111					
25	Raichur	583					
26	Ramanagar	508					
27	Shimoga	1044					
28	Tumkur	1509					
29	Udupi	439					
30	Uttara Kannada	899					
	Total	23586					

Date: 11-02-2008

Page 29

M. Jayachandran
(Signature)
Secretary Pri & Sec Education
Government Of Karnataka

- 616 -

S. 112

WORKING SHEET


Rs in
Lakhs

	NO OF CHILDREN	WORKING DAYS	FOOD GRAINS	COST OF FOOD GRAINS	TRANSPORTATION	COOKING COST	TOTAL COST
PRIMARY	3779066	237	89563.86	5060.36	671.73	13434.58	19166.67
UPPER PRIMARY	2256826	237	80230.16	4533.00	601.73	10697.36	15832.09
	6035892		169794.03	9593.36	1273.46	24131.93	34998.75

MME AVAILABLE	1.8% OF TOTAL COST OF FOOD GRAINS, TRANSPORTATION, COOKING COST		629.98
SI No	PARTICULARS	% OF ALLOCATION	AMOUNT IN LAKHS
1	SCHOOL LEVEL EXPENSES	50%	314.99
2	MANAGEMENT AND SUPERVISION	35%	220.49
3	EXTERNAL MONITORING AND EVALUATION	15%	94.50
	TOTAL		630

Date: 11-02-2008

- 45 -


 (Signature)
 Secretary Pri & Sec Education
 Government Of Karnataka


8/2/08

[Mid-Day Meal Scheme]

Assistance for Management Monitoring and Evaluation 2008-09 for Primary + Upper Primary Stage
(Only in MS -Excel Format)

State: KARNATAKA

		2007-08 (1.4.2007 to 31.12.2007)					2008-09				
1	2	3	4	5	6	7	8	9	10	11	12
Activities (Please list item-wise details as far as possible)	Allocated	Average Unit Cost	Phy	Expenditure (4) x (5)	Unspent balance on 31.12.2007 (Col 3-6)	Allocation entitled (Note:1)	Average unit cost	Phy	Fin (9) x (10)	Remarks	
i) School Level Expenses											
i) Form & Stationery								100	37802	37.80	
ii) Weighting machine & height Recorder								310	37802	117.1862	
iii) Replacement/repair/maintenance of cooking device, utensils, weighing machines etc.,							315.00	425	37802	160.6585	
Sub Total										315.65	
ii) Management, Supervision, Training and Internal Monitoring:											
i) Staff salary								18000	27	58.32	
								15000	34	61.20	
ii) Transport & Conveyance								500	177	3.54	
iii) Other incidentals expenses							220.50	1500	29	1.74	
								46000	206	94.76	
iv) Furniture, hardware and consumables etc.											
Sub Total										219.56	
iii) External Monitoring & Evaluation (please specify item wise)											
								94.50		94.50	
Grand Total								630.00		630	



Note 1: Please refer para 6.4 of NP-NPSE Guidelines 2006 for working out total MME funds eligible to States/UTs.

Date: 11-02-2008



Page 30

- 46 -

M. Jay Chandra
(Signature)
Secretary Pri & Sec Education
Government Of Karnataka

6/12