

राजस्थान सरकार

राजस्थान  
में

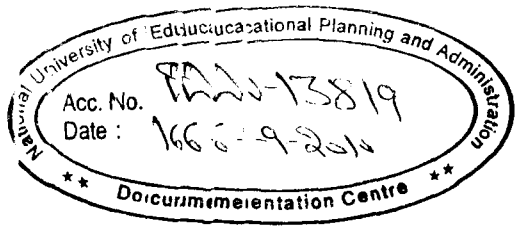
शिक्षा की प्रगति  
2009-2010

NUEPA DC



D13819

निदेशालय  
माध्यमिक शिक्षा, राजस्थान,  
बीकानेर



## ::प्राक्कथन::


राजस्थान में माध्यमिक विद्येद्यालय स्तर की शिक्षा वर्ष 2009-2010 में हुई प्रगति की संख्यात्मक जानकारी को प्रवर्द्धित करने के उद्देश्य से यह प्रकाशन पूर्व से भांति प्रकाशित किया जा रहा है। प्रवर्द्धित प्रकाशन में रमिलि शिक्षा समंक भारत सरकार द्वारा निर्धारित प्रत्येक वर्ष की 30 सिततमम्बर तिथि वा आक्षरानकर एकत्रित किये जाते हैं। प्रस्तुत प्रकाशन तीन खण्डों में विवेभभक्त हैं। प्रथम खण्ड जनसंख्या, विभिन्न आरुवर्गों में बालकों की जन संख्या, साक्षरता में अभिवृद्धि, वेद्यालों की संख्या तथा उनमें नामकन एवं विद्यालयों में छात्रों के ठहराव वंकेके आंकड़ों वा वेन्नकाल श्रेणियों में दर्शाया गया है जिससे इन आंकड़ों की समसामयियेवक तुलना कर्क जनसज संभव हो सकी है। संकों को प्रथम दृष्टिया बोधगम्य बनाने के लिए काल श्रेणीकेसंकों को चार्टस के मध्यम से दर्शाया गया है।

प्रकाशन के द्वितीय खण्ड में वर्ष 2009-2010 में प्रबन्ध अनुसार, ग्रामीण क्षेत्रों अनुसार एवं, जनजाति क्षेत्रा में विवेद्यालय, नामकन व अध्यापकों के राज्य स्तरीय समकों को दर्शाया गया है। साथ ही अनुसूचित जाति एवं जनजाति के अध्यापकों, कुल कक्षावार नामांकन अनुसूचित जाति एवं जनजनजाति के कक्षावारनामकन का समावेश किया गया है। इसके अतिरिक्त अन्य पिछड़ा वर्गों के नामांकन वा सम्मिलित करके योजना निर्माण के आधारभूत आंकड़ों को सहज सुलभभम करवाने का प्रयत्न किया गया है। प्रकाशन के तृतीय खण्ड में जिला स्तरीय शिक्षा समंतककों को सम्मिलित प्रकाशन को वृहत जानकारी युक्त बनाने का प्रयास किया गया है। इस खण्ड में लिासार एवं प्रबन्धानुसार विद्यालय, नामांकन, कक्षावार नामांकन एवं अध्यापकों के संख ने दिखाया गया है। इस प्रकार जिले वार अनुसूचित जाति एवं जनजाति व नामकन तथा जिलेवार ग्रामीण क्षेत्रों में विद्यालय, नामांकन एवं अध्यापक संसंख्या का समावेश कर गया है। जिला स्तरीय योजना एवं कार्यक्रमों के लिए वांछित सांशिक्षेद्यकीय सूचाओं के ही स्थान पर उपलब्ध करवाने का पूर्ण प्रयत्न किया गया है।

मुझे विश्वास है कि प्रस्तुत प्रकाशन मध्यमेद्यालय स्तर की शिक्षा की प्रगति का दिग्दर्शन करवाने एवं विभिन्न काल श्रेणियों में वेद्याली शिक्षा के क्षेत्रों में की गई प्रगति का तुलनात्मक अध्ययन करररने में शिक्षावेद, राजा निर्माणकार्ताओं एवं शिक्षा की प्रगति में अभिरुचि रखने वाले प्रत्येकेवक व्यक्ति व निएउपोगी सिद्ध होगा। आपके उपयोगी सुझावों से प्रकाशन को और अर्थाधिक लाभकरी बाय जा सकता है। अतएव आपके बहुमूल्य सुझाव अपेक्षित हैं।

बीकानेर

दिनांक: 11.06.2010

  
(भस्कर ए.सावत)

निदेशक,  
माध्यमिक शिक्षा, राजस्थान  
बीकानेर

# प्राकाशन से सम्बद्ध अधिकारी एवं कर्मचारी

## सांख्यिकी – अनुभाग

- |                              |                       |
|------------------------------|-----------------------|
| 1. श्रीमती उमा रानी द्विवेदी | उप-निदेशक (सांख्यिकी) |
| 2. श्री एस.पी.शुक्ला         | सांख्यिकी सहायक       |
| 3. श्री सुरेश कुमार शर्मा    | सांख्यिकी सहायक       |
| 4. श्री गुलशन कुमार          | प्रगणक                |
| 5. श्री के.एल.किराडू         | सहायक कर्मचारी        |

## कम्प्यूटर अनुभाग

- |                            |                         |
|----------------------------|-------------------------|
| 1. श्री अरिन्दम मुखर्जी    | ग्रनलिस्ट कम प्रोग्रामर |
| 2. श्री पितराम सिंह राठौड़ | ररिष्ठ लिपिक            |
| 3. श्री जितेन्द्र माथुर    | रनिष्ठ लिपिक            |

# CONTENTS

## PART-I

### SELECTED STATISTICAL TABLES AND TIME SERIES DATA ON EDUCATION

S. NO.	PARTICULAR	PAGE NO.
1	ADMINISTRATIVE STRUCTURE	1
2	STATUS OF RAJASTHAN STATE IN INDIA (SENSUS 2001)	2
3	STATE/DISTRICT WISE CENSUS DATA	3-16
4	GROWTH OF POPULATION IN RAJASTHAN (1901-2001)	17
5	GROWTH OF LITERACY IN RAJASTHAN (1901-2001)	18
6	PROJECTED CHILD POPULATION OF RAJASTHAN (AGE GROUP - 6-11)	19
7	PROJECTED CHILD POPULATION OF RAJASTHAN (AGE GROUP - 11-14)	20
8	PROJECTED POPULATION OF RAJASTHAN (1996-2011)	21
9	EDUCATIONAL INSTITUTION IN RAJASTHAN (1950-51 TO 2009-10)	22
10	ENROLMENT OF SEC/SR.SECONDARY STAGE (1960-61 TO 2009-10)	23
11	ENROLMENT OF S/C/ ST STUDENTS AT EC./ SR. SECONDARY STAGE (1991-92 TO 2009-10)	24
12	RETENTION RATE AT SR.SEC.STAGE (1991-92 TO 2009-10)	25
13	STAGE WISE GROSS ENROLMENT RATIO(1950-51 TO 2009-10)	26
14	NUMBER OF TEACHER (1980-81 TO 2009-10) & TEACHER PUPIL RATIO	27

# CONTENTS

## PART-II

### STATE TABLE (009-2010)

S. NO.	PARTICULARS	PAGE NO.
15	MANAGEMENT WISE SCHOOLS	28
16	MANAGEMENT WISE ENROLMENT	29
17	MANAGEMENT WISE SC ENROLMENT	30
18	MANAGEMENT WISE ST ENROLMENT	31
19	MANAGEMENT WISE OBC ENROLMENT	32
20	CLASS WISE & MANAGEMENT WISE ENROLMENT	33
21	CLASS WISE & MANAGEMENT WISE S ENROLMENT	34
22	CLASS WISE & MANAGEMENT WISE ST ENROLMENT	35
23	FACULTY WISE & MANAGEMENT WISE ENROLMENT	36
24	TRAINED & UNTRAINED MANAGEMENT WISE TEACHERS	37
25	TRAINED & UNTRAINED SC TEACHERS BY MANAGEMENT	38
26	TRAINED- UNTRAINED ST TEACHER BY MANAGEMENT	39
27	MANAGEMENT WISE SCHOOLS IN RURAL AREA	40
28	MANAGEMENT WISE ENROLMENT IN RURAL AREA	41
29	MANAGEMENT WISE SC ENROLMENT IN RURAL AREA	42
30	MANAGEMENT WISE ST ENROLMENT IN RURAL AREA	43
31	MANAGEMENT WISE OBC ENROLMENT IN RURAL AREA	44
32	CLASS WISE ENROLMENT IN RURAL AREA	45
33	CLASSWISE S.C.ENROLMENT IN RURAL AREA	46
34	CLASSWISE S.T.ENROLMENT IN RURAL AREA	47
35	TRAINED AND UNTRAINED TEACHER IN RURAL AREA	48
36	TRAINED AND UNTRAINED SC TEACHER IN RURAL AREA	49
37	TRAINED AND UNTRAINED ST TEACHER IN RURAL AREA	50
38	MANAGEMENT WISE SCHOOLS, ENROLMENT & TEACHERS IN TRIBAL AREA	51
39	CLASS WISE ENROLMENT IN TRIBAL AREA	52

**CONTENTS**  
***PART-III***  
**DISTRICT TABLES (2009-2010)**

S. NO.	PARTICULARS	PAGE NO.
40	MANAGEMENT WISE SECONDARY SCHOOLS	53
41	MANAGEMENT WISE SR.SEC. SCHOOL	54
42	MANAGEMENT WISE SEC./SR.SEC. SCHOOLS (CONSOLIDATED)	55
43	MANAGEMENT WISE ENROLMENT IN SC. SCHOOLS	56
44	MANAGEMENT WISE ENROLMENT IN SR.SEC. SCHOOLS	57
45	MANAGEMENT WISE ENROLMENT IN SEC./ SR.SEC. SCHOOLS (CONSOLIDATED)	58
46	CLASS WISE ENROLMENT	59-66
47	MANAGEMENT WISE SC ENROLMENT (SC.)	67
48	MANAGEMENT WISE SC ENROLMENT (S.SEC.)	68
49	MANAGEMENT WISE SC ENROLMENT (CONSOLIDATED)	69
50	CLASS WISE SC ENROLMENT	71-77
51	MANAGEMENT WISE ST ENROLMENT (SC.)	78
52	MANAGEMENT WISE ST ENROLMENT (S.SEC.)	79
53	MANAGEMENT WISE ST ENROLMENT (CONSOLIDATED)	80
54	CLASS WISE ST ENROLMENT	81-88
55	MANAGEMENT WISE OBC ENROLMENT	89-91
56	MANAGEMENT WISE TEACHERS IN SEC SCHOOLS	92
57	MANAGEMENT WISE TEACHER IN SR.SEC.SCHOOLS	93
58	MANAGEMENT WISE TEACHER IN SEC./SR.SEC SCHOOLS (CONSOLIDATED)	94
59	MANAGEMENT WISE SC TEACHERS	95-97
60	MANAGEMENT WISE ST TEACHERS	98-100
61	MANAGEMENT WISE SCHOOLS IN RURAL AREA	101-103
62	MANAGEMENT WISE ENROLMENT IN RURAL AREA	104-106
63	CLASS WISE ENROLMENT IN RURAL AREA	107-114
64	MANAGEMENT WISE SC ENROLMENT IN RURAL AREA	115-117
65	CLASS WISE SC ENROLMENT IN RURAL AREA	118-124
66	MANAGEMENT WISE ST ENROLMENT IN RURAL AREA	125-127
67	CLASS WISE ST ENROLMENT IN RURAL AREA	128-135
68	MANAGEMENT WISE OBC ENROLMENT IN RURAL AREA	136-138
69	MANAGEMENT WISE TEACHERS IN RURAL AREA	139-141
70	MANAGEMENT WISE SC TEACHERS IN RURAL AREA	142-144
71	MANAGEMENT WISE ST TEACHERS IN RURAL AREA	145-147
72	DISTRICT WISE & BLOCK WISE LITERACY RATE IN RAJASTHAN	148-151

# PART-I

## SELECTED STATISTICAL TABLE

AND

## TIME SERIES DATA ON EDUCATION



## ADMINISTRATIVE STRUCTURE

S. NO	ITEM	YEARS	UNIT	DETAIL
1	DIVISIONS	2009	NUMBER	07
2	DISTRICT	2009	NUMBER	33
3	SUB DIVISION	2009	NUMBER	192
4	JILA PARISADS	2009	NUMBER	33
5	MUNICIPALTIES	2009	NUMBER	184
6	TEHSIL	2009	NUMBER	244
7	PANCHAYAT SAMITIES	2009	NUMBER	249
8	VILLAG PANCHAYATS	2009	NUMBER	9168
9	REVENUE VILLAGES	2009	NUMBER	41353
10	IN HABITATED VILLAGE	2001	NUMBER	39753
11	TOWNS	2001	NUMBER	222

**STATUS OF RAJASTHAN STATE IN INDIA  
(2001 CENSUS)**

		INDIA	RAJASTHAN
1	NO. OF DISTRICTS	593	33
2	AREA(IN Sq.KM)	3,287,263	342,239
3	TOTAL POPULATION		
	(i) PERSONS	1,028,610,328	56,507,188
	(ii) MALES	532,156,772	29,420,011
	(iii) FEMALE	496,453,556	27,087,177
4	DECENNIAL GROWTH RATE		
	(i) 1981-1991	23.86	28.44
	(ii) 1991-2001	21.34	28.33
5	SEX RATIO		
	(i) 1991	927	910
	(ii) 2001	933	921
6	POPULATION DENSITY (PER SQ.KM.)		
	(i) 1991	267	129
	(ii) 2001	324	165
7	LITERACY RATE-2001		
	(i) PERSONS	64.80	60.40
	(ii) MALE	75.30	75.70
	(iii) FEMALE	53.70	43.90

## 1.1 COMPARATIVE PICTURE OF POPULATION IN VARIOUS STATES AND UNION TERRITORIES-2001

STATE/UNION TERRITORY	POPULATION					% OF TOTAL POPULATION OF INDIA	DECENNIAL GROWTH RATE (1991-2001)	DENSITY OF POPULATION 2001	SEX RATE
	PERSON	RURAL	URBAN	MALE	FEMALE				
1	2	3	4	5	6	7	8	9	10
INDIA	1028610328	742490639	286119689	532156772	496453556	100.00	21.34	324	
ANDHRA PRADESH	762100067	55401067	20808940	38527413	37682594	7.41	13.86	275	
ARUNACHAL PRADESH	1097968	870087	227881	579941	518027	0.11	26.21	13	
ASSAM	26655528	23216288	3439240	13777037	12878491	2.59	18.85	340	
BHAR	82998509	74316709	8681800	43243795	39754714	8.07	28.43	880	
GOA	1347668	677091	670577	687248	660420	0.13	14.89	363	
GUJRAI	50671017	31740767	18930250	26385577	24285440	4.93	22.48	253	
HARYANA	21144564	15029260	6115304	11361953	9780611	2.06	26.06	477	
HIGHACHAL PRADESH	6077900	5482319	595581	3087940	2989980	0.59	17.53	109	
JAMMU & KASHMIR	10143700	7627062	2516638	5360926	4782774	0.99	29.04	99	
KARNATAKA	52850562	34889033	17961529	26893918	25951644	5.14	17.25	275	
KERALA	31841374	23574449	8266925	15468614	16372760	3.10	9.42	819	
MADHYA PRADESH	60348023	44380878	15967145	31443652	28904371	5.87	24.34	196	
MAHARASHTRA	96878627	55777647	41100980	50400596	46478031	9.42	22.57	314	
MANIPUR	2166788	1590820	575968	1095634	1071154	0.21	30.02	107	
MIZORAM	2318822	1864711	454111	1176087	1142735	0.23	29.94	103	
MEZORAM	888573	447567	441006	459109	429464	0.09	29.18	42	
NAGALAND	1990036	1647249	342787	1047141	942895	0.19	64.41	130	
ORISSA	36804660	31287422	5517238	18660570	18144090	3.58	15.94	236	
PUNJAB	24358999	16096488	8262511	12985045	11373954	2.37	19.76	482	
RAJASTHAN	56507188	43292813	13214375	29420011	27087177	5.49	28.41	165	
SIKKIM	540851	480981	59870	288484	252367	0.05	37.98	76	
TAMILNADU	62405679	34921681	27483998	31400909	31004770	6.07	11.19	478	
TRIPURA	3199203	2653453	545750	1642225	1556978	0.31	15.74	304	
UTTAR PRADESH	166197921	131658339	34539582	87565369	78632552	16.16	25.80	689	
WEST BENGAL	80176197	57748946	22427251	41465985	38710212	7.79	17.84	904	
UTTARANCHAL	8489349	6310275	2179074	4325924	4163425	0.83	19.26	159	
JHARKHAND	26945829	20952088	5993741	13885037	13060792	2.62	23.19	338	
CHHATTISGARH	20833803	16648056	4185747	10474218	10359585	2.03	18.06	158	
<b>UNION TERRITORIES</b>									
ANDEMAN & NICOBAR ISLAND	356152	239954	116198	192972	163180	0.03	26.94	43	
CHANDIGARH	900635	92120	808515	506938	393697	0.09	40.33	7903	
DADRA & NAGAR HAVELI	220490	170027	50463	121666	98824	0.02	59.20	449	
DAMAN & DIU	158204	100856	57348	92512	65692	0.02	55.59	1411	
DELHI	13850507	944727	12905780	7607234	6243273	1.35	46.31	9294	
LAKSHADWEEP	60650	33683	26967	31131	29519	0.01	17.19	1894	
PANDICHERY	974345	325726	648619	486961	487384	0.09	20.56	2029	

SOURCE: CENSUS OF INDIA, 2001.

S. No.	STATES/UTS	TABLE - H - 1 - PROJECTED POPULATION - 2006														
		TOTAL PROJECTED POPULATION 2006 (FIGURES IN '000)														
		TOTAL POPULATION			6-11 YEARS			11-14 YEARS			14-18 YEARS			18-24 YEARS		
1	2	MALE	FEMALE	TOTAL	MALE	FEMALE	TOTAL	MALE	FEMALE	TOTAL	MALE	FEMALE	TOTAL	MALE	FEMALE	TOTAL
1	Andhra Pradesh	395	396	397	398	399	400	401	402	403	404	405	406	407	408	409
2	Arunachal Pradesh	40677	40036	80713	3879	3754	7633	2563	2458	5021	3502	3304	6806	4889	4836	9726
3	Assam	617	552	1169	75	72	147	40	39	78	53	48	101	64	59	123
4	Bihar	14763	13902	28665	1675	1623	3298	1034	990	2024	1349	1263	2612	1628	1606	3234
5	Chattisgarh	47165	43586	90751	6246	5906	12152	3721	3390	7111	4642	4055	8697	4806	4380	9187
6	Goa	11345	11249	22594	1308	1286	2594	779	758	1537	1016	970	1986	1158	1132	2290
7	Gujarat	776	716	1492	50	46	96	38	35	74	56	55	111	103	86	189
8	Haryana	28760	26220	54980	2897	2565	5462	1784	1573	3357	2391	2105	4496	3563	3110	6673
9	Himachal Pradesh	12568	10746	23314	1355	1136	2491	845	704	1549	1146	963	2109	1551	1202	2753
10	Jammu & Kashmir	3289	3166	6455	315	283	598	196	180	376	273	253	526	395	370	765
11	Jharkhand	5756	5185	10941	569	531	1100	381	358	739	533	500	1033	675	605	1279
12	Karnataka	15088	14211	29299	1844	1795	3639	1122	1062	2184	1443	1326	2769	1587	1481	3068
13	Kerala	28573	27685	56258	2725	2626	5351	1727	1649	3376	2407	2271	4678	3566	3297	6863
14	Madhya Pradesh	16191	17074	23314	1384	1318	2702	821	791	1612	1141	1104	2245	1864	1955	3819
15	Maharashtra	34617	31773	6455	4046	3808	7854	2442	2250	4692	3179	2829	6008	3898	3365	7263
16	Manipur	54623	50181	10941	5314	4939	10253	3258	2974	6232	4543	4068	8611	6702	5555	12257
17	Meghalaya	1165	1143	29299	115	111	225	73	70	143	103	100	203	150	152	302
18	Mizoram	1251	1219	56258	157	153	310	89	87	177	116	113	229	137	140	277
19	Nagaland	488	458	33265	48	47	95	32	31	63	44	43	86	64	61	125
20	Orissa	1113	1006	66390	129	120	250	79	73	152	121	110	230	160	145	305
21	Punjab	19692	19196	104804	2017	1915	3932	1266	1213	2479	1677	1616	3293	2211	2175	4386
22	Rajasthan	13956	12104	2308	1308	1056	2364	855	701	1556	1187	993	2180	1567	1334	2901
23	Sikkim	32465	29811	2470	4059	3702	7761	2426	2183	4609	3077	2719	5796	3636	3175	6811
24	Tamil Nadu	307	269	946	30	29	59	22	21	43	28	28	56	40.3	35.1	75
25	Tripura	32730	32405	2119	2685	2532	5217	1721	1632	3353	2400	2278	4678	3918	3973	7891
26	Uttar Pradesh	1746	1661	38888	176	169	345	121	116	237	161	151	312	190	192	382
27	Uttaranchal	96589	86693	26060	11788	10904	22692	7338	6561	13899	9404	8132	17536	10654	9851	19505
28	West Bengal	4699	4520	62276	515	468	983	323	297	620	437	401	838	546	516	1062
29	A&N Islands	43947	41268	576	4369	4254	8623	2773	2646	5419	3761	3518	7279	4852	4659	9511
30	Chandigarh	231	188	65135	19	17	36	12	11	22	20	18	39	32	25	56
31	D&N Haveli	632	471	3407	43	41	84	31	25	56	46	37	83	93	61	154
32	Daman & Diu	157	109	183282	12	12	24	8	7	15	10	9	19	25	13	38
33	Delhi	131	85	9219	6	6	12	4	4	7	5	5	10	30	11	41
34	Lakshadweep	9835	7186	85215	335	325	660	219	203	422	299	278	577	398	376	774
35	Pondicherry	36	36	419	6	6	12	4	4	7	6	5	10	4	4	8
	INDIA	551	547	1103	37	41	78	31	32	63	41	41	82	68	69	138
		575529	536657	1112186	62036	57995	120031	38477	35356	73833	51047	46049	97096	66010	59478	125489

S. No.	STATES/UTS	TABLE - H - II - PROJECTED POPULATION - 2006														
		PROJECTED SC POPULATION 2006 (FIGURES IN '000)														
		TOTAL POPULATION			6-11 YEARS			11-14 YEARS			14-18 YEARS			18-24 YEARS		
	MALE	FEMALE	TOTAL	MALE	FEMALE	TOTAL	MALE	FEMALE	TOTAL	MALE	FEMALE	TOTAL	MALE	FEMALE	TOTAL	
1	2	410	411	412	413	414	415	416	417	418	419	420	421	422	423	424
1	Andhra Pradesh	6577	6494	13071	689	667	1356	463	434	897	586	524	1110	764	778	1542
2	Arunachal Pradesh	4	3	7	0	0	1	0	0	0	0	0	1	0	0	1
3	Assam	1011	952	1964	114	110	224	74	72	147	96	91	187	117	106	223
4	Bihar	7400	6868	14268	1081	1003	2085	565	486	1052	606	536	1142	683	686	1369
5	Chattisgarh	1314	1309	2623	164	159	322	98	94	192	123	111	235	136	130	266
6	Goa	14	13	26	1	1	2	1	1	2	1	1	2	2	2	4
7	Gujarat	2033	1864	3898	208	185	392	135	119	254	185	163	348	270	225	495
8	Haryana	2421	2090	4511	290	249	539	177	148	324	235	194	429	300	228	528
9	Himachal Pradesh	813	782	1595	83	77	160	51	48	99	69	63	132	95	90	185
10	Jammu & Kashmir	433	398	831	40	36	76	30	28	59	41	39	80	54	48	102
11	Jharkhand	1783	1685	3469	243	236	479	136	124	260	169	143	312	179	171	350
12	Karnataka	4609	4507	9116	505	491	996	313	294	607	422	369	792	539	512	1051
13	Kerala	1596	1668	3265	124	119	243	76	74	150	111	108	220	189	204	393
14	Madhya Pradesh	5289	4782	10071	656	605	1261	394	346	740	497	394	891	589	494	1083
15	Maharashtra	5490	5204	10693	580	555	1135	364	330	694	493	423	916	663	575	1238
16	Manipur	32	32	64	3	3	6	2	2	4	3	3	5	4	4	8
17	Meghalaya	6	6	12	1	1	2	0	0	1	1	0	1	1	1	1
18	Mizoram	0	0	0	0	0	0	0	0	0	0	0	0	0	0	0
19	Nagaland	0	0	0	0	0	0	0	0	0	0	0	0	0	0	0
20	Orissa	3243	3183	6426	354	336	690	215	205	420	278	270	548	355	340	694
21	Punjab	3991	3527	7519	428	364	792	266	224	490	366	309	675	440	374	814
22	Rajasthan	5594	5092	10685	765	688	1453	427	379	806	548	449	998	626	526	1153
23	Sikkim	15	14	29	2	2	3	1	1	2	1	2	3	2	2	4
24	Tamil Nadu	6183	6193	12375	576	545	1122	365	351	716	491	468	959	740	763	1503
25	Tripura	301	291	592	30	29	59	22	22	44	30	28	58	35	35	70
26	Uttar Pradesh	20408	18290	38698	2692	2487	5180	1548	1346	2894	1790	1542	3332	2070	1699	3769
27	Uttaranchal	848	800	1648	103	95	197	61	55	116	78	70	149	95	86	181
28	West Bengal	10041	9580	19621	1070	1041	2110	671	638	1309	908	787	1695	1107	1081	2188
29	A&N Islands	0	0	0	0	0	0	0	0	0	0	0	0	0	0	0
30	Chandigarh	107	85	193	9	9	19	6	5	12	9	8	16	15	11	26
31	D&N Kaveli	3	2	5	0	0	0	0	0	0	0	0	0	0	0	1
32	Daman & Diu	4	3	7	0	0	0	0	0	0	0	0	0	1	0	1
33	Delhi	1468	1240	2708	166	136	302	101	87	187	134	118	252	204	156	360
34	Lakshadweep	0	0	0	0	0	0	0	0	0	0	0	0	0	0	0
35	Pondicherry	88	89	178	7	7	14	6	6	12	8	8	16	11	12	23
	INDIA	93120	87046	180166	10984	10236	21220	6570	5919	12489	8282	7224	15505	10286	9340	19626

S. No.	STATES/UTS	TABLE - H - III - PROJECTED POPULATION - 2006														
		PROJECTED ST POPULATION 2006 (FIGURES IN '000)														
		TOTAL POPULATION			6-11 YEARS			11-14 YEARS			14-18 YEARS			18-24 YEARS		
		MALE	FEMALE	TOTAL	MALE	FEMALE	TOTAL	MALE	FEMALE	TOTAL	MALE	FEMALE	TOTAL	MALE	FEMALE	TOTAL
1	2	425	426	427	428	429	430	431	432	433	434	435	436	437	438	439
1	Andhra Pradesh	2694	2554	5248	384	361	744	200	168	368	223	194	417	255	308	563
2	Arunachal Pradesh	375	376	751	51	49	100	26	26	52	35	34	70	37	40	77
3	Assam	1798	1760	3558	246	227	473	134	126	260	182	183	365	203	212	415
4	Bihar	429	401	830	62	58	120	15	30	45	40	35	75	41	39	80
5	Chattisgarh	3561	3600	7161	391	384	774	241	237	478	314	309	623	329	346	675
6	Goa	0	0	1	0	0	0	0	0	0	0	0	0	0	0	0
7	Gujarat	4130	3933	8063	463	432	895	267	245	512	334	301	635	428	422	851
8	Haryana	0	0	0	0	0	0	0	0	0	0	0	0	0	0	0
9	Himachal Pradesh	131	129	260	13	13	26	8	8	16	11	11	22	15	15	30
10	Jammu & Kashmir	622	571	1193	72	68	140	45	40	85	56	50	106	66	60	126
11	Jharkhand	3891	4164	8055	460	464	924	300	289	589	372	360	732	365	368	733
12	Karnataka	1866	1822	3687	213	199	412	126	118	244	167	144	311	216	199	415
13	Kerala	188	191	379	17	16	33	9	9	18	13	13	26	23	27	51
14	Madhya Pradesh	6829	6548	13377	864	834	1698	488	473	961	567	535	1102	631	640	1271
15	Maharashtra	4717	4519	9236	478	492	970	321	294	616	408	371	779	489	484	973
16	Manipur	398	391	789	43	41	85	26	25	51	39	37	75	54	56	111
17	Meghalaya	1066	1067	2133	138	135	273	78	77	155	101	100	200	112	118	230
18	Mizoram	450	444	894	46	45	92	31	30	61	42	41	83	58	59	117
19	Nagaland	975	918	1893	117	110	227	72	67	139	111	102	213	142	129	271
20	Orissa	4295	4320	8615	522	489	1011	282	265	546	342	320	663	412	441	853
21	Punjab	0	0	0	0	0	0	0	0	0	0	0	0	0	0	0
22	Rajasthan	4032	3788	7820	647	606	1253	290	257	548	357	319	676	404	383	786
23	Sikkim	61	58	119	6	6	13	5	4	9	6	6	12	8	7	15
24	Tamil Nadu	344	337	681	31	29	60	19	18	37	24	21	45	36	42	79
25	Tripura	539	522	1061	69	66	134	41	38	80	51	47	98	53	59	112
26	Uttar Pradesh	58	61	119	12	11	23	12	10	22	6	5	11	6	6	13
27	Uttaranchal	143	136	278	17	16	32	10	9	19	13	12	25	16	16	32
28	West Bengal	2369	2332	4692	302	308	611	166	148	314	211	191	403	237	263	500
29	A&N Islands	18	17	35	1.63	1.39	3	1	1	2	2	1	3	2	2	4
30	Chandigarh	0	0	0	0	0	0	0	0	0	0	0	0	0	0	0
31	D&N Haveli	87	77	164	9	9	18	5	5	11	7	7	14	9	9	17
32	Daman & Diu	10	9	19	1	1	1	0	0	1	1	1	1	1	1	1
33	Delhi	2	0	0	0	0	0	0	0	0	0	0	0	0	0	0
34	Lakshadweep	34	35	69	6	5	12	4	3	7	5	4	10	4	4	8
35	Pondicherry	0	0	0	0	0	0	0	0	0	0	0	0	0	0	0
	INDIA	46109	45080	91179	5681	5478	11159	3226	3019	6245	4040	3756	7796	4652	4737	9409

**1.1 POPULATION AND ITS DECENNIAL GROWTH RATE  
RAJASTHAN AND INDIA DURING 1901-2001**

S.No.	YEAR	RAJASTHAN						INDIA	
		POPULATION (IN LAKHS)			GROWTH RATE (%)			POPULATION (IN LAKHS)	GROWTH RATE (%)
		RURAL	URBAN	TOTAL	RURAL	URBAN	TOTAL		
1	2	3	4	5	6	7	8	9	10
1	1901	87.43	15.51	102.94	-	-	-	2383.96	-
2	1911	95.08	14.76	109.84	8.74	4.83	6.70	2520.93	5.75
3	1921	88.17	14.75	102.92	7.26	0.03	6.29	2513.21	0.31
4	1931	100.19	17.29	117.48	13.63	17.21	14.14	2789.77	11.00
5	1941	117.47	21.17	138.64	17.25	22.43	18.01	3186.61	14.22
6	1951	130.16	29.55	159.71	10.80	39.59	15.20	3610.88	13.31
7	1961	168.74	32.81	201.55	29.65	11.04	26.20	4392.35	21.51
8	1971	212.22	45.44	257.66	25.77	38.47	27.83	5481.60	24.88
9	1981	270.51	72.11	342.62	27.47	58.69	32.97	6851.85	25.00
10	1991	339.39	100.67	440.06	25.46	39.62	28.44	8463.03	23.86
11	2001	432.93	132.14	565.07	27.56	31.26	28.41	10286.10	21.54

SOURCE : CENSUS OF INDIA, RAJASTHAN, 2001

18: POPULATION BY SEX, AGE GROUP AND PERCENTAGE VARIATION IN 2001 OVER 1991

AGE GROUP	POPULATION IN LAKH						PERCENTAGE VARIATION		
	1991			2001			IN 2001 OVER 1991		
	TOTAL	MALE	FEMALE	TOTAL	MALE	FEMALE	TOTAL	MALE	FEMALE
1	2	3	4	5	6	7	8	9	10
0-14	179.48	94.21	85.27	225.43	118.71	105.72	25.60	26.01	25.16
15-19	41.10	22.53	18.57	54.91	29.88	25.03	33.58	32.61	34.77
20-24	37.08	18.72	18.36	47.49	24.71	22.78	28.08	31.99	24.10
25-29	34.73	17.70	17.03	41.97	21.28	20.69	20.85	20.22	21.51
30-39	54.72	28.67	26.05	72.75	37.06	35.69	32.95	29.27	37.00
40-49	37.99	19.97	18.02	50.30	26.50	23.70	32.40	33.19	31.53
50-59	25.92	13.75	12.17	31.24	16.20	15.04	20.54	17.86	23.57
60+	27.68	14.01	13.67	38.10	17.29	19.81	37.65	30.54	44.94
AGE NOT STATED	1.36	0.87	0.49	2.88	1.47	1.41	111.46	69.22	186.45
RAJASTHAN	440.06	230.43	209.63	565.07	294.20	270.87	28.41	27.67	29.22

SOURCE: CENSUS OF INDIA, RAJASTHAN



## 1.4 : DISTRICTWISE RURAL AND URBAN POPULATION BY SEX 2001

(Number)

S. NO.	DISTRICT	POPULATION								
		TOTAL			RURAL			URBAN		
		PERSON	MALE	FEMALE	PERSON	MALE	FEMALE	PERSON	MALE	FEMALE
1	2	3	4	5	6	7	8	9	10	11
	RAJASTHAN	56597188	29420011	27087177	433292813	22426640	20866173	13214375	6993371	6221004
1	JAISMER	2151670	1129920	1051750	11306994	669903	637001	874676	450317	414659
2	JAIWAR	2992592	1586732	1405840	22557653	1349768	1207855	434939	236984	197955
3	BANSWARA	1501389	760586	740903	11394226	705110	589115	107355	55576	51787
4	BARAN	1021653	535137	486516	1849638	445205	404453	172015	89932	82083
5	BARMER	1964835	1038247	926588	18819431	959844	859587	145404	78403	67001
6	BHARATPUR	2101142	1133425	967717	16692182	914034	778148	408960	219391	189569
7	BHILWARA	2013789	1026650	987139	13598938	807979	790959	414851	218671	196180
8	BIKANER	1674271	886075	788196	10079235	568904	510331	595036	317171	277865
9	BUNDI	962620	504818	457802	1783058	410483	372575	179562	94335	85227
10	CHITTORGARH	1803524	918063	885461	15514255	767555	746700	239269	150508	138761
11	CHURU	1923878	987781	936097	13387682	710631	677001	536196	277100	259096
12	DAUSA	1317053	693438	625625	11181245	621591	559334	135818	71847	63971
13	DHOLPUR	983258	538103	445155	8806640	443006	363534	176618	95097	81521
14	DUNGARPUR	1107643	547791	559852	10026787	505654	521323	80856	42127	38729
15	GANGANAGAR	1789423	955378	834045	13336065	709710	626356	453357	245668	207689
16	HANUMANGARH	1518005	801486	716519	12214467	639921	574546	303538	161565	141973
17	JAIPIUR	5251071	2768203	2482868	26659004	1389167	1269837	2592067	1379036	1213031
18	JAISALMER	508247	279101	229146	4431853	236509	195544	76394	42792	33602
19	JALORE	1448940	737880	711060	13338946	679637	659309	109994	58243	51751
20	JHALAWAR	1180323	612804	567519	10012081	524425	487656	168242	88379	79863
21	JHUNJHUNU	1913689	983526	930163	15518575	775776	742797	395116	207750	187366
22	JODHPUR	2886505	1513890	1372615	15909423	994172	915251	377082	519718	457364
23	KARALI	1209655	651998	557667	10037720	560375	477345	171945	91623	80322
24	KOTA	1568525	827128	741397	7729948	382495	347453	338577	444633	393944
25	NAGOUR	2775058	1424967	1350091	22297721	1175976	1121745	477337	248991	228346
26	PALI	1820251	918856	901395	14429364	714698	714666	390887	204158	186729
27	RAJSAMAND	987024	493459	493565	8858301	426630	431671	128723	66829	61894
28	SAWAI MADHOPUR	1117057	591307	525750	9904417	478716	425701	212640	112591	100049
29	BIKAR	2287788	1172753	1115035	18815250	927195	888095	472538	245558	226980
30	SIROHI	851107	437949	413158	7700217	357178	343039	150890	80771	70119
31	TONK	1211671	626436	585235	9958503	496092	462411	253168	130344	122824
32	UDAIPUR	2633312	1336004	1297308	21142995	1078441	1064554	490317	257563	232754

SOURCE : CENSUS OF INDIA 2001

**1.5 : DISTRICTWISE SCHEDULED CASTE AND SCHEDULED TRIBE  
POPULATION AND THEIR PERCENTAGE TO TOTAL POPULATION, 2001**

S.NO.	DISTRICT	POPULATION			% TO TOTAL POPULATION	
		TOTAL	SC	ST	SC	ST
1	2	3	4	5	6	7
	RAJASTHAN	565071818	9694462	7097706	17.16	12.55
1	AJMER	21816670	386298	52634	17.71	2.41
2	ALWAR	29925592	539036	239905	18.01	8.02
3	BANSWARA	15015589	64336	1085272	4.28	72.27
4	BARAN	10216553	181070	216869	17.72	21.23
5	BARMER	19648335	308996	118688	15.73	6.04
6	BHARATPUR	21011142	465891	47077	21.7	2.24
7	BHILWARA	20137789	316536	180556	15.72	8.97
8	BIKANER	16742271	334242	5945	19.96	0.36
9	BUNDI	962620	174346	194851	18.11	20.24
10	CHITTORGARH	1803524	250762	338311	13.9	21.53
11	CHURU	19238378	407207	10063	21.37	0.52
12	DAUSA	1317063	279377	353187	21.21	26.82
13	DHOLPUR	9832588	197895	47612	20.13	4.84
14	DUNGARPUR	1107643	45903	721487	4.15	65.14
15	GANGANAGAR	1789423	603371	14744	33.72	0.82
16	HANUMANGARH	15180055	396643	10029	26.13	0.66
17	JAIPUR	52510711	777574	412864	14.81	7.86
18	JAISALMER	5082477	74094	27834	14.58	5.48
19	JALORE	1448940	261313	126799	18.03	8.75
20	JHALAWAR	1180323	184642	141861	15.64	12.02
21	JHUNJHUNU	19136899	309236	36794	16.16	1.92
22	JODHPUR	28865055	456363	79540	15.81	2.76
23	KARALI	12096655	280132	270630	23.16	22.37
24	ROTA	15685255	300555	151969	19.16	9.69
25	NAGPUR	27750588	545229	6497	19.65	0.23
26	PALI	18202511	323452	105814	17.77	5.81
27	RAJSAMAND	9870241	122502	129198	12.41	13.09
28	SAWAI MADHOPUR	11170577	223224	241078	19.98	21.58
29	SIKAR	22877888	339824	62512	14.85	2.73
30	SIROHI	8511077	162984	210763	19.15	24.76
31	TONK	12116771	233084	145891	19.24	12.04
32	UDAIPUR	26333112	158257	1260432	6.01	47.86

SOURCE : CENSUS OF INDIA 2001

11  
2.1 : DISTRICTWISE TOTAL AREA

		(in sq.Km.)				
S.NO	District	1961	1971	1981	1991	2001
1	2	3	4	5	6	7
1	Ajmer	8350	8479	8481	8481	8481
2	Alwar	8572	8382	8380	8380	8380
3	Banswara	5067	5037	5037	5037	5037
4	Baran	-	-	-	-	6992
5	Barmer	28175	28387	28387	28387	28387
6	Bharatpur	8079	8093	8100	5066	5066
7	Bhilwara	10458	10450	10455	10455	10455
8	Bikaner	27336	27231	27244	27244	27244
9	Bundi	5621	5550	5550	5550	5776
10	Chittorgarh	9979	10858	10856	10856	10856
11	Churu	16860	16829	16830	16830	16830
12	Dausa	-	-	-	-	3432
13	Dholpur	-	-	-	3034	3033
14	Dungarpur	3781	3770	3770	3770	3770
15	Ganganagar	20674	20629	20634	20634	10978
16	Hanumangarh	-	-	-	-	9656
17	Jaipur	14000	14000	14068	14068	11143
18	Jaisalmer	38836	38401	38401	38401	38401
19	Jalore	10563	10640	10640	10640	10640
20	Jhalawar	6114	6216	6219	6219	6219
21	Jhunjhunu	5928	5929	5928	5928	5928
22	Jodhpur	22515	22860	22850	22850	22850
23	Karauli	-	-	-	-	5524
24	Kota	12450	12437	12436	12436	5217
25	Nagaur	17668	17718	17718	17718	17718
26	Pali	12217	12391	12387	12387	12387
27	Rajsamand	-	-	-	-	3860
28	S.Madhopur	10545	10593	10527	10527	4498
29	Sikar	7749	7732	7732	7732	7732
30	Sirohi	5180	5135	5136	5136	5136
31	Tonk	7215	7200	7194	7194	7194
32	Udaipur	17662	17267	17279	17279	13419
<b>Rajasthan</b>		<b>341595</b>	<b>342214</b>	<b>342239</b>	<b>342239</b>	<b>342239</b>

## 2.2 : DISTRICTWISE RURAL AREA

12

		(in sq.Km.)				
S.NO	District	1961	1971	1981	1991	2001
1	2	3	4	5	6	7
1	Ajmer	8085.40	8376.30	8039.20	8156.33	8146.98
2	Alwar	8521.70	8313.90	8250.60	8220.66	8223.37
3	Banswara	5044.20	5014.10	5002.80	5011.41	5014.64
4	Baran	-	-	-	-	6909.22
5	Barmer	28031.30	28353.00	28316.90	28327.71	28341.99
6	Bharatpur	7892.80	7942.70	7966.70	4935.44	4927.45
7	Bhilwara	10334.90	10261.10	10213.80	10101.91	10119.39
8	Bikaner	27102.30	27056.70	27078.50	27059.16	27062.09
9	Bundi	5476.00	5476.10	5408.40	5384.95	5599.17
10	Chittorgarh	9849.00	10735.20	10706.90	10703.43	10721.78
11	Churu	16261.30	16604.30	16592.70	16638.77	16672.15
12	Dausa	-	-	-	-	3394.54
13	Dholpur	-	-	-	2969.70	2968.41
14	Dungarpur	3761.50	3749.40	3752.80	3742.73	3738.73
15	Ganganagar	20383.90	20543.80	20527.40	20519.28	10907.91
16	Hanumangarh	-	-	-	-	9586.14
17	Jaipur	13665.80	13613.70	13593.30	13543.23	10405.41
18	Jaisalmer	38474.90	38050.90	38269.70	38266.73	38266.73
19	Jalore	10328.60	10629.40	10572.20	10592.31	10591.57
20	Jhalawar	6049.50	6143.40	6161.60	6136.62	6149.78
21	Jhunjhunu	5667.90	5849.20	5778.30	5786.30	5752.36
22	Jodhpur	22213.50	22403.90	22664.40	22641.40	22569.03
23	Karauli	-	-	-	-	5436.00
24	Kota	12208.20	12230.80	12121.90	12081.54	4906.95
25	Nagaur	17292.20	17478.30	17448.50	17448.72	17333.08
26	Pali	11918.60	12198.20	12125.10	12074.47	12007.44
27	Rajsamand	-	-	-	-	3737.27
28	S.Madhopur	10438.90	10496.30	10404.00	10360.21	4420.80
29	Sikar	7537.90	7671.50	7529.40	7540.31	7537.79
30	Sirohi	5008.80	5076.80	5089.80	5056.68	5066.68
31	Tonk	7001.70	7023.40	7040.30	7027.98	6972.48
32	Udaipur	17554.80	17129.30	17086.50	17046.77	13320.48
<b>Rajasthan</b>		<b>336105.60</b>	<b>338421.70</b>	<b>337741.70</b>	<b>337374.75</b>	<b>336807.81</b>

## 2.3 : DISTRICTWISE URBAN AREA

(in sq.Km.)

S.NO	District	1961	1971	1981	1991	2001
1	2	3	4	5	6	7
1	Ajmer	265.00	102.70	441.80	324.67	334.02
2	Alwar	50.70	68.10	129.40	159.34	156.63
3	Banswara	22.90	22.90	34.20	25.59	22.36
4	Baran	-	-	-	-	82.78
5	Barmer	143.20	34.00	70.10	59.29	45.01
6	Bharatpur	186.10	150.30	133.30	130.56	138.55
7	Bhilwara	123.30	188.90	241.20	353.09	335.61
8	Bikaner	233.90	174.30	165.50	184.84	181.91
9	Bundi	145.10	73.90	141.60	165.05	176.83
10	Chittorgarh	130.30	122.80	149.10	152.57	134.22
11	Churu	598.80	224.70	237.30	191.23	157.85
12	Dausa	-	-	-	-	37.46
13	Dholpur	-	-	-	64.30	64.59
14	Dungarpur	19.90	20.60	17.20	27.27	31.27
15	Ganganagar	290.50	85.20	106.60	114.72	70.09
16	Hanumangarh	-	-	-	-	69.86
17	Jaipur	333.70	386.30	474.70	524.77	737.59
18	Jaisalmer	361.40	350.10	131.30	134.27	134.27
19	Jalore	234.70	10.60	67.80	47.69	48.43
20	Jnalawar	64.20	72.60	57.40	82.38	69.22
21	Jhunjhunu	260.10	79.80	149.70	141.70	175.64
22	Jodhpur	301.30	456.10	185.60	208.60	280.97
23	Karauli	-	-	-	-	88.00
24	Kota	241.70	206.20	314.10	354.46	310.05
25	Nagaur	375.50	239.70	269.50	269.28	384.92
26	Pali	298.70	192.80	261.90	312.53	379.56
27	Rajsamand	-	-	-	-	122.73
28	S.Madhapur	106.00	96.70	123.00	166.79	77.20
29	Sikar	210.90	60.50	202.60	191.69	194.21
30	Sirohi	170.70	58.20	46.20	79.32	69.32
31	Tonk	213.20	176.60	153.70	166.02	221.52
32	Udaipur	107.10	137.70	192.50	232.23	98.52
<b>Rajasthan</b>		<b>5488.90</b>	<b>3792.30</b>	<b>4497.30</b>	<b>4864.25</b>	<b>5431.19</b>

**1.1 : DISTRICTWISE POPULATION, DECENNIAL GROWTH RATE,  
DENSITY AND SEX RATIO 2001**

S.NO.	DISTRICT	AREA (SQ.K.M.)	POPULATION	DENSITY	DECENNIAL GROWTH RATE 1991-2001	SEX RATIO
1	2	3	4	5	6	7
1	AJMER	8481	2181670	257	26.17	931
2	ALWAR	8380	2992592	357	30.31	886
3	BANSWARA	5037	1501589	298	29.94	974
4	BARAN	6955	1021653	146	26.08	909
5	BARMER	28387	1964835	69	36.9	892
6	BHARATPUR	5066	2101142	415	27.22	854
7	BHILWARA	10455	2013789	192	26.4	962
8	BIKANER	27244	1674271	61	38.24	890
9	BUNDI	5550	962620	173	24.98	907
10	CHITTORGARH	10856	1803524	166	21.52	964
11	CHURU	16830	1923878	114	24.67	948
12	DAUSA	2950	1317063	384	32.44	899
13	DHOLPUR	3034	983258	324	31.19	827
14	DUNGARPUR	3770	1107643	294	26.65	1022
15	GANGANAGAR	20634	1739423	163	27.59	873
16	HANUMANGARH		1518005	157	24.39	894
17	JAIPUR	11588	5251071	471	35.06	897
18	JAISALMER	38401	508247	13	47.52	821
19	JALORE	10640	1448940	136	26.81	964
20	JHALAWAR	6219	1180323	192	23.34	926
21	JHUNJHUNU	5928	1913689	323	20.93	946
22	JODHPUR	22850	2886505	126	34.04	907
23	KARAULI		1209665	218	30.39	855
24	KOTA	5481	1568525	288	28.51	896
25	NAGOUR	17718	2775058	157	29.38	947
26	PALI	12387	1820251	147	27.5	981
27	RAJSAMAND	4768	987024	256	19.97	1000
28	SAWAI MADHOPUR	10057	1117057	248	27.55	889
29	SIKAR	7732	2287788	296	24.14	951
30	SIROHI	5136	851107	166	30.13	943
31	TONK	7194	1211671	168	24.27	934
32	UDAIPUR	12511	2633312	196	27.42	971
	<b>RAJASTHAN</b>	<b>342239</b>	<b>56507188</b>	<b>165</b>	<b>28.41</b>	<b>921</b>

SOURCE : CENSUS OF INDIA 2001

1.6 : DISTRIBUTION OF HANDICAPPED POPULATION BY TYPES OF  
DISABILITIES, PERCENTAGE TO TOTAL DISABLED POPULATION AND  
TOTAL POPULATION BY DISTRICTS-2001

S. NO.	DISTRICT	DISABLED-PERSONS (NUMBER)				PERCENTAGE TO TOTAL DISABLED PERSONS	PERCENTAGE TO TOTAL POPULATION OF DISTRICT
		TOTALLY BLIND	TOTALLY CRIPPLED	TOTALLY DUMB	TOTALLY DISABLED		
1	2	3	4	5	6	7	8
1	AJMER	20926	15828	2423	45889	3.25	2.1
2	ALWAR	38066	21917	3804	72223	5.12	2.41
3	BANSWARA	28868	11216	1856	46773	3.31	3.11
4	BARAN	9424	7272	1333	21795	1.54	2.13
5	BARMER	31516	12042	2668	53488	3.79	2.72
6	BHARATPUR	32768	14870	2448	55789	3.95	2.66
7	BHILWARA	20275	15932	2543	44834	3.18	2.23
8	BIKANER	12334	8362	1919	27308	1.93	1.63
9	BUNDI	11444	7746	1368	23974	1.7	2.49
10	CHITTORGARH	21425	14443	2652	44200	3.13	2.45
11	CHURU	15131	12695	2619	37116	2.63	1.93
12	DAUSA	18787	8851	1565	32637	2.31	2.48
13	DHOLPUR	17698	7020	1155	28338	2.01	2.88
14	DUNGARPUR	25670	9241	1717	41078	2.91	3.71
15	GANGANAGAR	16069	13750	2939	39414	2.79	2.2
16	HANUMANGARH	9766	11289	1986	28276	1.2	1.86
17	JAIPUR	78812	35135	7353	136829	9.69	2.61
18	JAISALMER	6640	3118	720	12144	0.86	2.39
19	JALORE	38498	10315	2180	56769	4.02	3.92
20	JHALAWAR	12505	8431	1341	26128	1.85	2.21
21	JHUNJHUNU	13697	11438	2323	33293	2.36	1.74
22	JODEPUR	44855	18409	4158	77925	5.52	2.7
23	KARALI	10816	9674	1480	25481	1.8	2.11
24	KOTA	14585	11018	1880	32862	2.33	2.1
25	NAGOUR	26165	19317	3405	57746	4.09	2.08
26	PALI	52425	15437	2836	77719	5.5	4.27
27	RAJSAMAND	15075	7821	1164	27420	1.94	2.78
28	SAWAI MADHOPU	13919	8620	1471	27832	1.97	2.49
29	SIKAR	38663	14188	2830	62433	4.42	2.73
30	SIROHI	11649	5962	1273	21780	1.54	2.56
31	TONK	11936	11005	1644	29059	2.06	2.4
32	UDAIPUR	33555	18215	2994	63377	4.49	2.41
	<b>RAJASTHAN</b>	<b>753962</b>	<b>400577</b>	<b>73147</b>	<b>1411979</b>	<b>100</b>	<b>2.50</b>

SOURCE : CENSUS OF INDIA 2001

**1.7 : PERCENTAGE DISTRIBUTION OF HANDICAPPED  
POPULATION IN RURAL & URBAN BY DISTRICT  
TO TOTAL DISABLED POPULATION 2001**

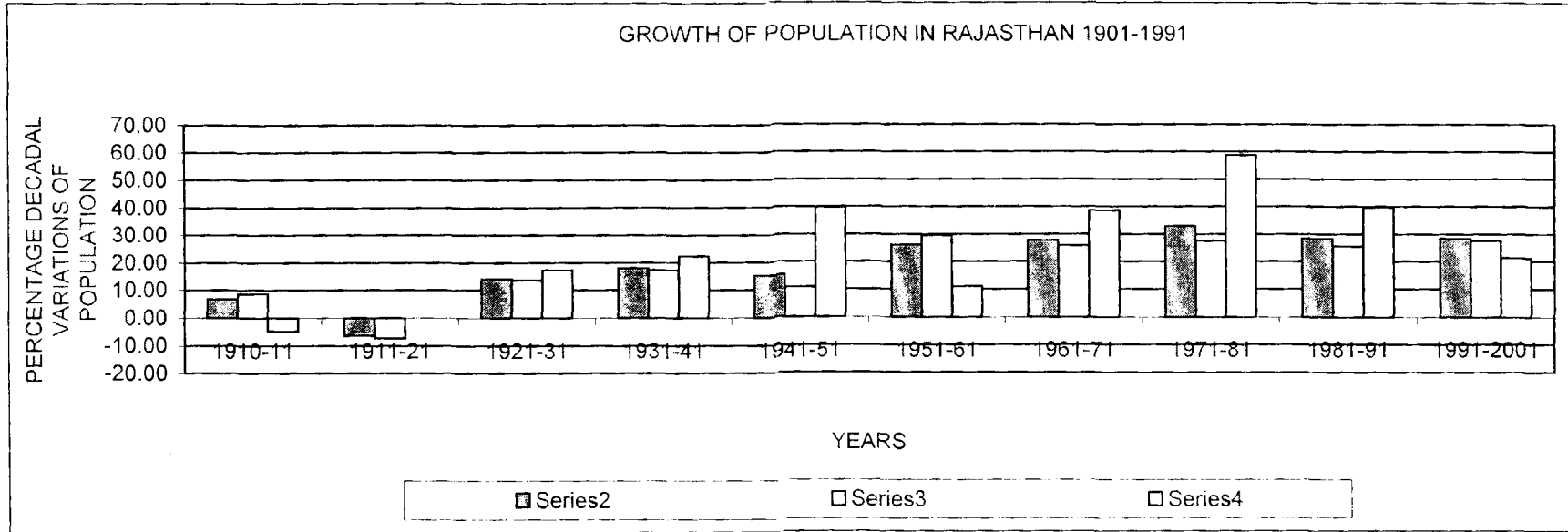
S.NO.	DISTRICT	TOTAL	RURAL	URBAN
1	2	3	4	5
	RAJASTHAN	100.00	78.57	21.43
1	AJMER	3.25	2.09	1.16
2	ALWAR	5.12	4.22	0.89
3	BANSWARA	3.31	3.11	0.20
4	BARAN	1.54	1.30	0.24
5	BARMER	3.79	3.41	0.38
6	BHARATPUR	3.95	3.13	0.82
7	BHILWARA	3.18	2.58	0.60
8	BIKANER	1.93	1.21	0.72
9	BUNDI	1.70	1.35	0.35
10	CHITTORGARH	3.13	2.72	0.41
11	CHURU	2.63	1.84	0.78
12	DAUSA	2.31	2.10	0.21
13	DHOLPUR	2.01	1.68	0.32
14	DUNGARPUR	2.91	2.68	0.22
15	GANGANAGAR	2.79	2.11	0.68
16	HANUMANGARH	2.00	1.65	0.35
17	JAIPUR	9.69	5.15	4.54
18	JAISALMER	0.86	0.73	0.13
19	JALORE	4.02	3.79	0.23
20	JHALAWAR	1.85	1.63	0.22
21	JHUNJHUNU	2.36	1.92	0.44
22	JODHPUR	5.52	3.68	1.84
23	KARALI	1.80	1.56	0.25
24	KOTA	2.33	1.19	1.14
25	NAGOUR	4.09	3.48	0.61
26	PALI	5.50	4.57	0.93
27	RAJSAMAND	1.94	1.66	0.28
28	SAWAI MADHOPUR	1.97	1.55	0.42
29	SIKAR	4.42	3.54	0.88
30	SIROHI	1.54	1.33	0.21
31	TONK	2.06	1.69	0.37
32	UDAIPUR	4.49	3.88	0.61

SOURCE : CENSUS OF INDIA, 2001 RAJASTHAN,



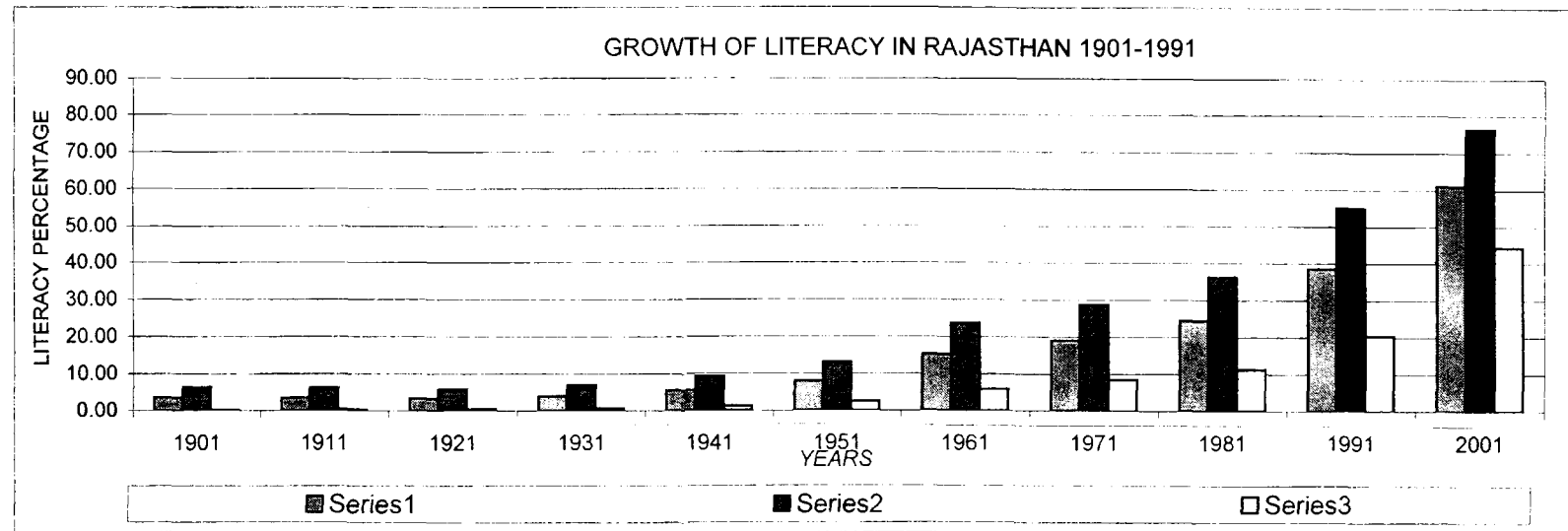
GROWTH OF POPULATION IN RAJASTHAN 1901-2001  
 PERCENTAGE DECADAL VARIATION OF POPULATION

YEAR	TOTAL	RURAL	URBAN
1910-11	6.70	8.70	-4.80
1911-21	-6.30	-7.30	--
1921-31	14.10	13.60	17.20
1931-41	18.00	17.30	22.40
1941-51	15.20	10.80	39.60
1951-61	26.20	29.60	11.00
1961-71	27.80	25.80	38.50
1971-81	33.00	27.50	58.70
1981-91	28.44	25.50	39.60
1991-2001	28.41	27.56	21.26



## GROWTH OF LITERACY IN RAJASTHAN 1901-2001

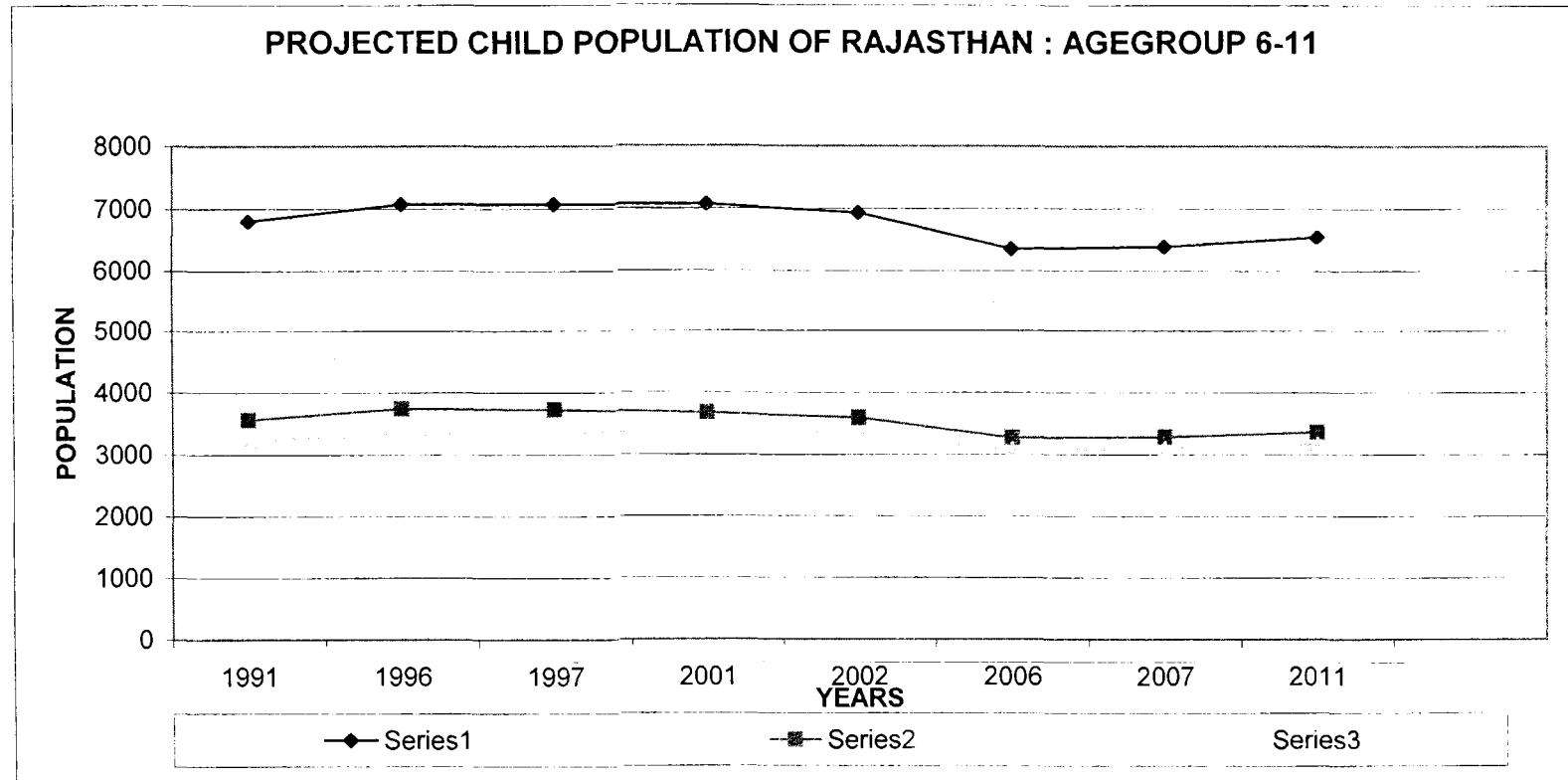
YEAR	LITERACY PERCENTAGE		
	TOTAL	MALE	FEMALE
1901	3.47	6.42	0.21
1911	3.41	6.24	0.30
1921	3.25	5.78	0.42
1931	3.96	7.01	0.60
1941	5.46	9.36	1.16
1951	8.02	13.09	2.51
1961	15.21	23.71	5.84
1971	19.07	28.74	8.46
1981	24.38	36.30	11.42
1991	38.55	54.99	20.44
2001	61.03	76.46	44.34



SOURCE: Census

PROJECTED CHILD POPULATION OF RAJASTHAN : AGE- GROUP 6-11  
 FIG'000'

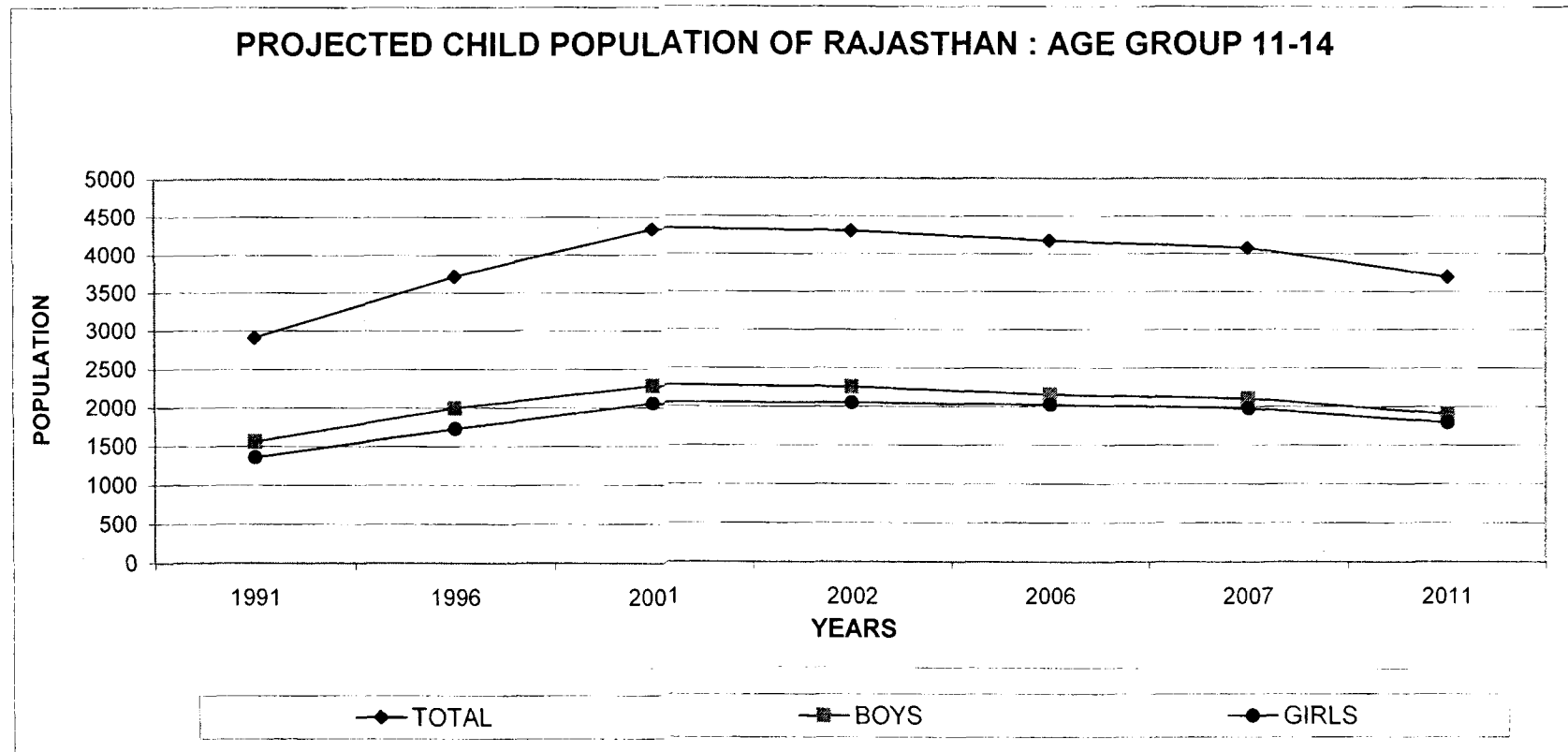
YEAR	TOTAL	BOYS	GIRLS
1991 (ACTUAL)	6794	3559	3235
1996	7077	3741	3336
1997	7076	3726	3350
2001	7073	3667	3406
2002	6929	3588	3341
2006	6351	3272	3079
2007	6388	3291	3097
2011	6537	3367	3170



SOURCE:- Selected Educational Statistics (G.O.I.) 1996-97

PROJECTED CHILD POPULATION OF RAJASTHAN : AGE GROUP 11-14  
( '000)

YEARS	TOTAL	BOYS	GIRLS
1991 (ACTUAL)	2913	1557	1356
1996	3716	1994	1722
2001	4342	2286	2056
2002	4309	2260	2049
2006	4177	2156	2021
2007	4080	2105	1975
2011	3692	1902	1790

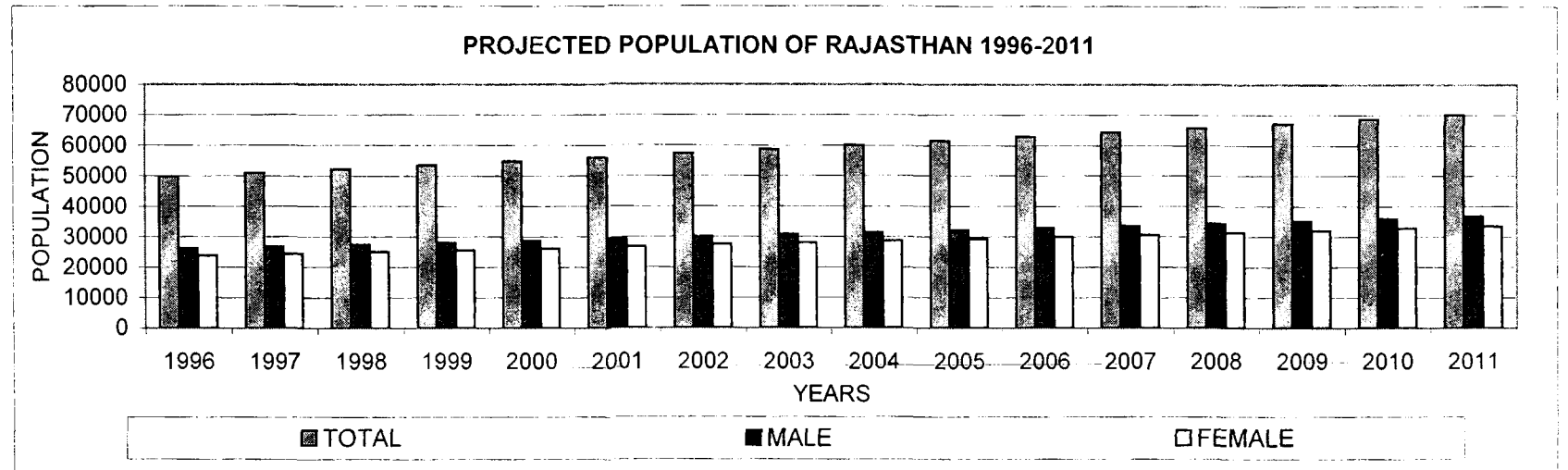


SOURCE:- Selected Educational Statistics (G.O.I.) 1996-97

## PROJECTED POPULATION OF RAJASTHAN 1996-2011

FIG-'000'

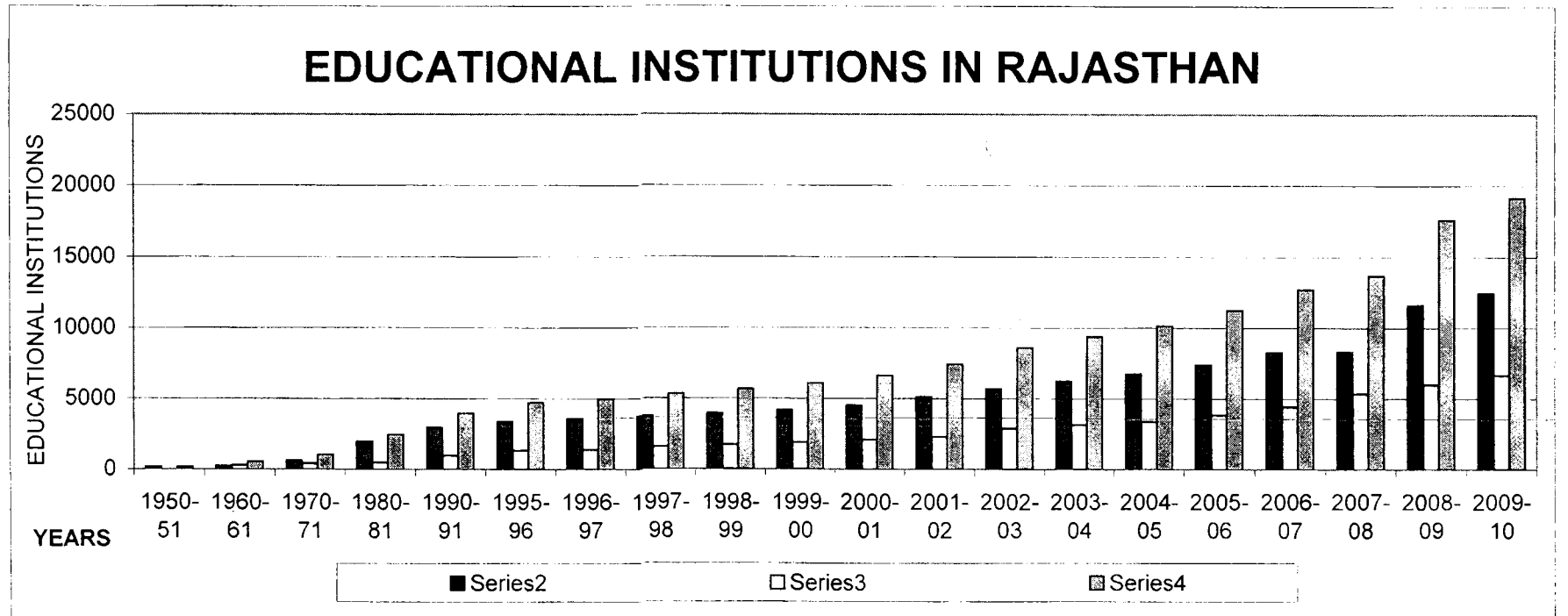
YEAR	TOTAL	MALE	FEMALE
1996	49828	26063	23765
1997	51040	26698	24342
1998	52271	27342	24929
1999	53523	27997	25526
2000	54795	28663	26132
2001	56087	29339	26748
2002	57399	30026	27373
2003	58731	30723	28008
2004	60083	31431	28652
2005	61455	32149	29306
2006	62847	32877	29970
2007	64259	33616	30643
2008	65691	34366	31325
2009	67143	35126	32017
2010	68615	35896	32719
2011	70107	36677	33430



SOURCE-D.E.S.

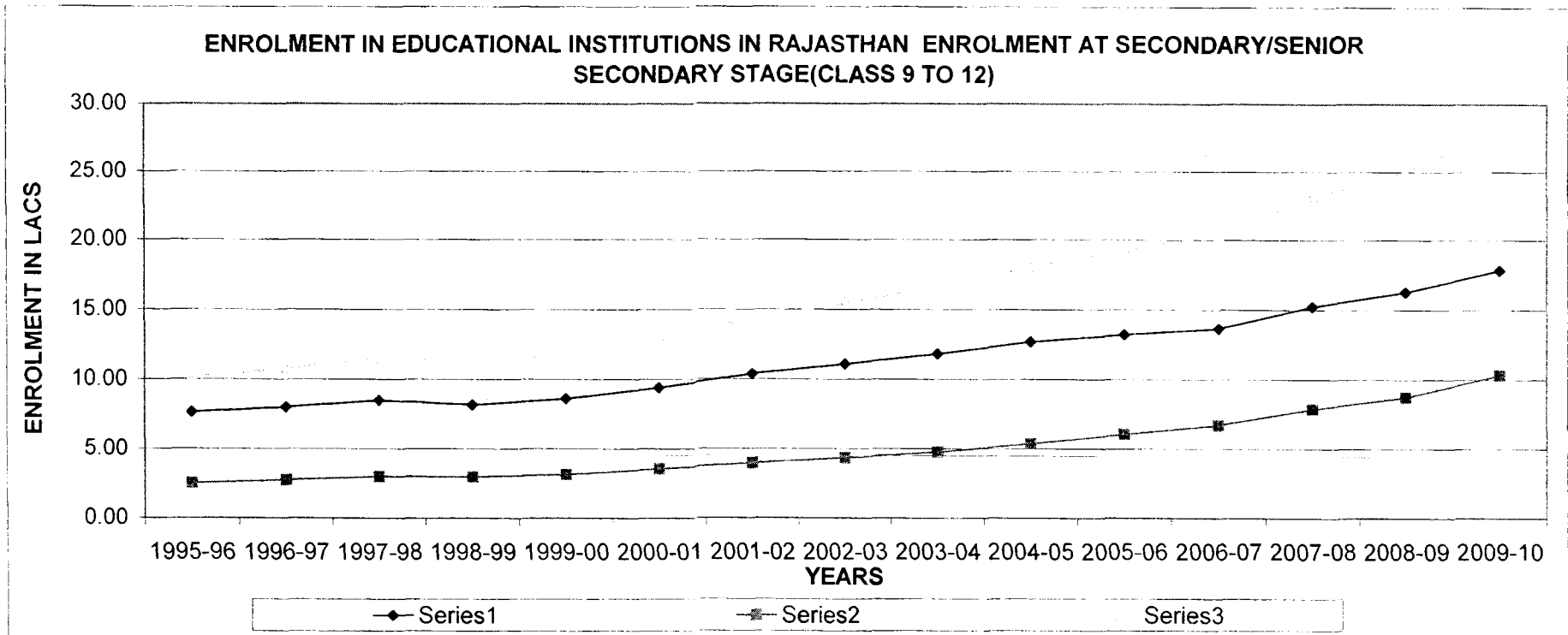
## EDUCATIONAL INSTITUTIONS IN RAJASTHAN

YEAR	SECONDARY	SR.SECONDARY	TOTAL
1950-51	175		175
1960-61	233	304	537
1970-71	609	425	1034
1980-81	1976	491	2467
1990-91	2985	971	3956
1995-96	3376	1345	4721
1996-97	3584	1412	4996
1997-98	3749	1598	5347
1998-99	3930	1725	5655
1999-00	4191	1901	6092
2000-01	4535	2114	6649
2001-02	5122	2312	7434
2002-03	5690	2907	8597
2003-04	6224	3159	9383
2004-05	6756	3388	10144
2005-06	7398	3837	11235
2006-07	8261	4430	12691
2007-08	8309	5358	13667
2008-09	11606	5996	17602
2009-10	12460	6675	19135



**ENROLMENT IN EDUCATIONAL INSTITUTIONS IN RAJASTHAN**  
**ENROLMENT AT SECONDARY/SENIOR SECONDARY STAGE**  
 (CLASS 9 TO 12)

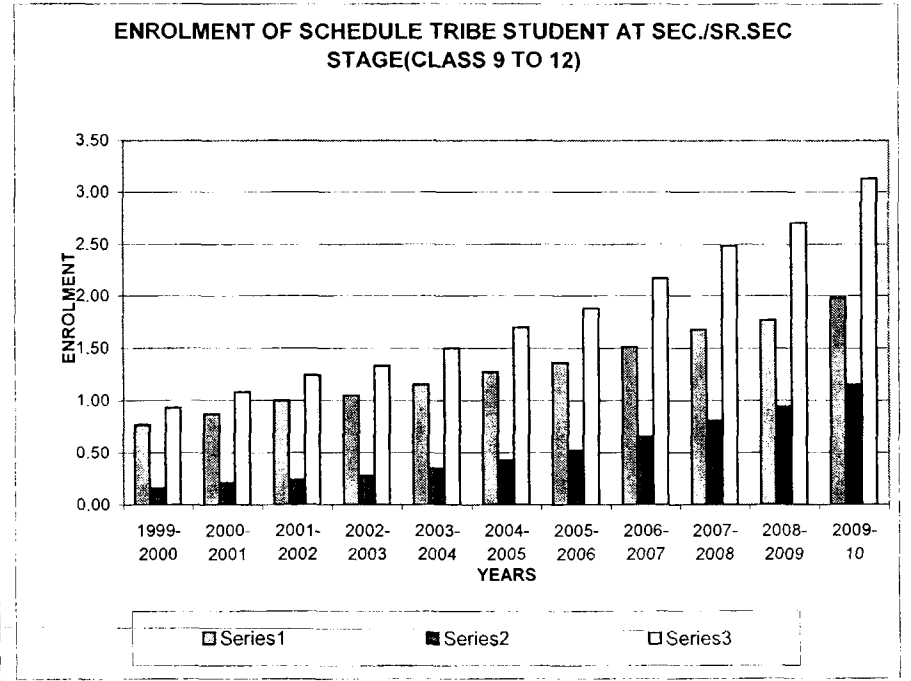
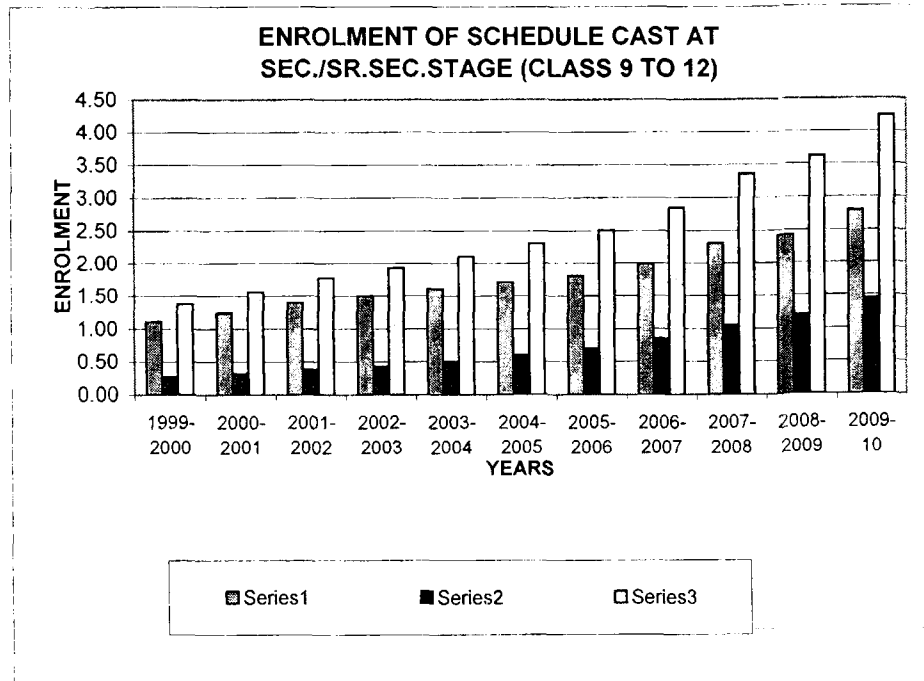
YEAR	ENROLMENT IN LACS		
	BOYS	GIRLS	TOTAL
1995-96	7.64	2.50	10.14
1996-97	8.00	2.74	10.74
1997-98	8.49	3.01	11.50
1998-99	8.17	2.99	11.16
1999-00	8.61	3.14	11.75
2000-01	9.41	3.57	12.98
2001-02	10.36	3.97	14.33
2002-03	11.07	4.35	15.42
2003-04	11.82	4.75	16.57
2004-05	12.67	5.37	18.04
2005-06	13.22	6.06	19.28
2006-07	13.65	6.72	20.37
2007-08	15.22	7.88	23.10
2008-09	16.28	8.73	25.01
2009-10	17.84	10.30	28.14



ENROLMENT OF SCHEDULE CAST/SCHEDULE TRIBE STUDENTS  
SECONDARY/ SENIOR SECONDARY STAGE (CLASS 9 TO 12)

(Fig.in Lacs)

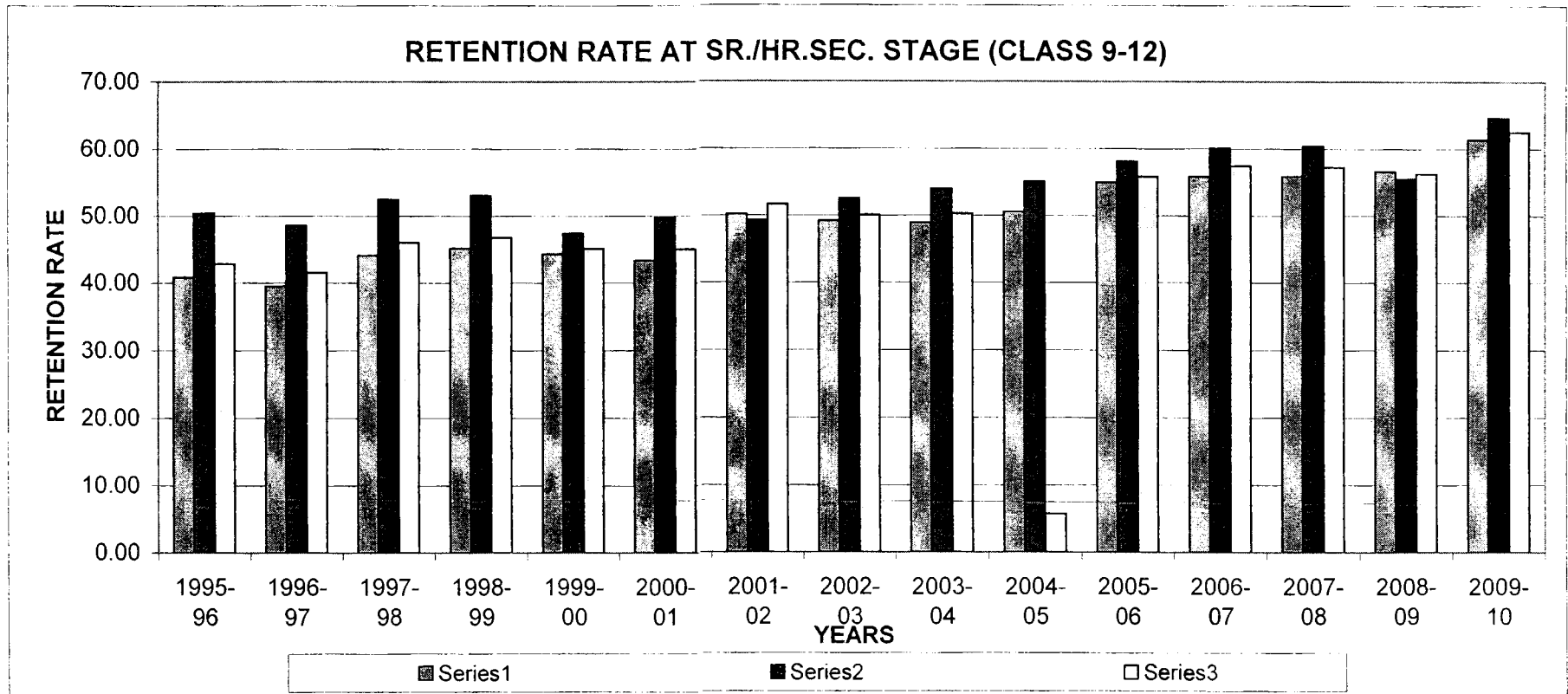
YEAR	ENROLMENT OF SCHEDULE CAST			ENROLMENT OF SCHEDULE TRIBE		
	BOYS	GIRLS	TOTAL	BOYS	GIRLS	TOTAL
1999-2000	1.11	0.27	1.38	0.77	0.16	0.93
2000-2001	1.24	0.32	1.56	0.87	0.21	1.08
2001-2002	1.40	0.38	1.78	1.00	0.24	1.24
2002-2003	1.50	0.43	1.93	1.05	0.28	1.33
2003-2004	1.61	0.50	2.11	1.15	0.35	1.50
2004-2005	1.71	0.60	2.31	1.27	0.43	1.70
2005-2006	1.81	0.70	2.51	1.36	0.52	1.88
2006-2007	1.99	0.85	2.84	1.51	0.66	2.17
2007-2008	2.31	1.05	3.36	1.68	0.81	2.49
2008-2009	2.42	1.20	3.62	1.77	0.94	2.71
2009-10	2.79	1.45	4.24	1.98	1.15	3.13





**RETENTION RATE AT SR./HR.SEC STAGE  
(CLASS 9-12)**

YEARS	BOYS	GIRLS	TOTAL
1995-96	40.80	50.40	42.80
1996-97	39.50	48.60	41.50
1997-98	44.02	52.46	45.94
1998-99	45.05	53.06	46.68
1999-00	44.24	47.39	45.03
2000-01	43.31	49.78	44.96
2001-02	50.21	49.30	51.64
2002-03	49.19	52.54	50.08
2003-04	48.92	53.97	50.26
2004-05	50.53	55.08	5.76
2005-06	54.93	58.09	55.82
2006-07	55.80	60.12	57.41
2007-08	55.89	60.41	57.26
2008-09	56.66	55.48	56.27
2009-10	61.34	64.63	62.46



## STAGE WISE GROSS ENROLMENT RATION IN RAJASTHAN (GER)

YEARS	SECONARY/SR.SECONDARY STAGE (CLASS9-12) AGE GROUP(14-17)		
	BOYS	GIRLS	TOTAL
1950-51	3.10	0.50	1.80
1955-56	6.80	0.60	3.80
1960-61	11.50	1.80	6.80
1965-66	16.70	2.40	9.80
1970-71	20.00	3.80	12.20
1975-76	22.60	4.80	14.00
1980-81	35.40	7.80	21.80
1985-86	26.40	6.00	16.60
1990-91	34.10	10.40	23.20
1995-96	28.70	10.20	19.90
1996-97	29.30	10.10	20.50
1997-98	30.40	11.70	21.50
1998-99	28.65	11.42	20.40
1999-00	29.57	11.70	21.00
2000-01	31.59	13.00	22.68
2001-02	34.01	14.15	24.50
2002-03	35.56	15.17	25.79
2003-04	40.10	18.37	29.96
2004-05	41.85	20.17	31.72
2005-06	43.03	22.78	33.63
2006-07	45.18	24.32	35.54
2007-08	47.33	28.33	38.52
2008-09	49.48	30.71	40.78
2009-10	53.01	35.45	44.88

## NUMBER OF TEACHERS IN EDUCATIONAL INSTITUTIONS IN RAJASTHAN

YEAR	SECONDARY			SR.SECONDARY		
	MALE	FEMALE	TOTAL	MALE	FEMALE	TOTAL
1980-81	20240	4099	24339	12232	3257	15489
1981-82	21284	4351	25635	12715	3448	16163
1982-83	20761	4198	24959	13660	3750	17410
1983-84	17781	4001	21782	17095	4523	21618
1984-85	18950	4359	22309	18098	4640	22738
1985-86	22401	4758	27159	19799	5496	25295
1986-87	22346	5540	27886	20696	5733	26429
1987-88	22675	5719	28394	20910	6034	26944
1988-89	22784	5872	28656	21245	6302	27547
1989-90	25988	6727	32715	22413	6994	29407
1990-91	28521	8053	36574	22906	7780	30686
1991-92	29283	8590	37873	23729	8705	32434
1992-93	30342	9271	39613	23135	8512	31647
1993-94	30772	10196	40968	23744	9243	32987
1994-95	31168	10348	41516	25329	10551	35880
1995-96	31413	10554	41967	26337	11257	37594
1996-97	33883	12002	45885	26880	12025	38905
1997-98	35734	12792	48526	29400	12917	42317
1998-99	36698	12181	48879	30143	12799	42942
1999-00	37744	12624	50368	31468	13586	45054
2000-01	36989	12618	49607	30729	13024	43753
2001-02	37610	12343	49953	32620	14043	46663
2002-03	39834	13376	53210	35839	15320	51159
2003-04	43891	14764	58655	38115	17307	55422
2004-05	45609	15287	60896	39995	17686	57681
2005-06	49353	16105	65458	43377	18617	61994
2006-07	53209	17844	71053	48257	20397	68654
2007-08	54876	18348	73224	54186	22527	76713
2008-09	60298	20751	81049	59437	23253	82690
2009-10	64304	22528	86832	65862	25874	91736

## TEACHER PUPIL RATIO

YEAR	SECONDARY	SR.SECONDARY
2004-05	1:23	1:29
2005-06	1:22	1:29
2006-07	1:22	1:27
2007-08	1:22	1:28
2008-09	1:22	1:28
2009-10	1:22	1:29

**PART-II**  
**STATE TABLES**

**2009-2010**

OFFICE OF THE DIRECTOR, SECONDARY EDUCATION, RAJASTHAN, BIKANER  
 MANAGEMENT WISE SCHOOLS, YEAR 2009-10 F

SCHOOL	GOVERNMENT			LOCAL-BODIES			AIDED SCHOOL			UN-AIDED SCHOOLS			GRAND TOTAL		
	BOYS	GIRLS	TOTAL	BOYS	GIRLS	TOTAL	BOYS	GIRLS	TOTAL	BOYS	GIRLS	TOTAL	BOYS	GIRLS	TOTAL
SECONDARY	5834	407	6241	0	0	0	13	10	23	6102	94	6196	11949	511	12460
SR. SECONDARY	2604	524	3128	0	0	0	128	56	184	3262	101	3363	5994	681	6675
GRAND TOTAL	8438	931	9369	0	0	0	141	66	207	9364	195	9559	17943	1192	19135

SCHOOL	GOVERNMENT			LOCAL-BODIES			AIDED SCHOOL			UN-AIDED SCHOOLS			GRAND TOTAL		
	BOYS	GIRLS	TOTAL	BOYS	GIRLS	TOTAL	BOYS	GIRLS	TOTAL	BOYS	GIRLS	TOTAL	BOYS	GIRLS	TOTAL
SECONDARY	116820	71586	188406	0	0	0	333	424	757	92053	47175	139228	209206	119185	328391
SR. SECONDARY	152148	79478	231626	0	0	0	7244	5459	12703	96655	49511	146166	256047	134448	390495
GRAND TOTAL	268968	151064	420032	0	0	0	7577	5883	13460	188708	96686	285394	465253	253633	718886

## MANAGEMENT WISE ST ENROLMENT, YEAR 2009-10 F

SCHOOL	GOVERNMENT			LOCAL-BODIES			AIDED SCHOOL			UN-AIDED SCHOOLS			GRAND TOTAL		
	BOYS	GIRLS	TOTAL	BOYS	GIRLS	TOTAL	BOYS	GIRLS	TOTAL	BOYS	GIRLS	TOTAL	BOYS	GIRLS	TOTAL
SECONDARY	83121	62415	145536	0	0	0	36	123	159	59200	27554	86754	142357	90092	232449
SR. SECONDARY	98840	58223	157063	0	0	0	2664	2095	4759	65121	29235	94356	166625	89553	256178
GRAND TOTAL	181961	120638	302599	0	0	0	2700	2218	4918	124321	56789	181110	308982	179645	488627

OFFICE OF THE DIRECTOR, SECONDARY EDUCATION, RAJASTHAN, BIKANER  
 MANAGEMENT WISE OBC ENROLMENT, YEAR 2009-10 F

SCHOOL	GOVERNMENT			LOCAL-BODIES			AIDED SCHOOLS			UN-AIDED SCHOOLS			GRAND TOTAL		
	BOYS	GIRLS	TOTAL	BOYS	GIRLS	TOTAL	BOYS	GIRLS	TOTAL	BOYS	GIRLS	TOTAL	BOYS	GIRLS	TOTAL
SECONDARY	253507	181925	435432	0	0	0	658	455	1113	325626	167755	493381	579791	350135	929926
H.R. SEC.	344465	201465	545930	0	0	0	28946	18447	47393	428497	199575	628072	801908	419487	1221395
TOTAL	597972	383390	981362	0	0	0	29604	18902	48506	754123	367330	1121453	1381699	769622	2151321



OFFICE OF THE DIRECTOR, SECONDARY EDUCATION, RAJASTHAN, BIKANER  
 CLASS WISE ENROLMENT, YEAR 2009-10 F


CLASS	GOVERNMENT			A I D E D			NON - AIDED			GRAND TOTAL		
	BOYS	GIRLS	TOTAL	BOAY	GIRLS	TOTAL	BOYS	GIRLS	TOTAL	BOYS	GIRLS	TOTAL
PRE - PRIMARY	0	0	0	0	0	0	0	0	0	0	0	0
FIRST	0	0	0	0	0	0	0	0	0	0	0	0
SECOND	0	0	0	0	0	0	0	0	0	0	0	0
THIRD	0	0	0	0	0	0	0	0	0	0	0	0
FOURTH	0	0	0	0	0	0	0	0	0	0	0	0
FIFTH	0	0	0	0	0	0	0	0	0	0	0	0
TOTAL PRE-PRI. - 5th	0	0	0	0	0	0	0	0	0	0	0	0
SIXTH	139523	98242	237765	4106	3554	7660	193479	111723	305202	337108	213519	550627
SEVENTH	135436	93338	228774	4546	3197	7743	196071	107582	303653	336053	204117	540170
EIGHTH	165833	118689	284522	5422	4700	10122	228597	120468	349065	399852	243857	643709
TOTAL 6th - 8th	440792	310269	751061	14074	11451	25525	618147	339773	957920	1073013	661493	1734506
NINTH	285140	198597	483737	9702	7654	17356	266176	138535	404711	561018	344786	905804
TENTH	217893	156082	373975	10364	7474	17838	314859	146783	461642	543116	310339	853455
ELEVENTH	200113	115961	316074	17272	10383	27655	170274	89914	260188	387659	216258	603917
TWELVTH	131134	75514	206648	15831	9710	25541	145147	73440	218587	292112	158664	450776
TOTAL 9th - 12th	834280	546154	1380434	53169	35221	88390	896456	448672	1345128	1783905	1030047	2813952
GRAND TOTAL	1275072	856423	2131495	67243	46672	113915	1514603	788445	2303048	2856918	1691540	4548458

OFFICE OF THE DIRECTOR, SECONDARY EDUCATION, RAJASTHAN, BIKANER  
 CLASS WISE SC ENROLMENT, YEAR 2009-10 F

CLASS	-----GOVERNMENT-----			-----A I D E D-----			-----NON - AIDED-----			-----GRAND TOTAL-----		
	BOYS	GIRLS	TOTAL	BOAY	GIRLS	TOTAL	BOYS	GIRLS	TOTAL	BOYS	GIRLS	TOTAL
PRE - PRIMARY	0	0	0	0	0	0	0	0	0	0	0	0
FIRST	0	0	0	0	0	0	0	0	0	0	0	0
SECOND	0	0	0	0	0	0	0	0	0	0	0	0
THIRD	0	0	0	0	0	0	0	0	0	0	0	0
FOURTH	0	0	0	0	0	0	0	0	0	0	0	0
FIFTH	0	0	0	0	0	0	0	0	0	0	0	0
TOTAL PRE-PRI. - 5th	0	0	0	0	0	0	0	0	0	0	0	0
SIXTH	36011	21422	57433	598	602	1200	25723	14484	40207	62332	36508	98840
SEVENTH	33273	19359	52632	711	592	1303	23824	13053	36877	57808	33004	90812
EIGHTH	38034	23440	61474	908	697	1605	27334	14713	42047	66276	38850	105126
TOTAL 6th - 8th	107318	64221	171539	2217	1891	4108	76881	42250	119131	186416	108362	294778
NINTH	58757	34149	92906	1146	1010	2156	35039	17010	52049	94942	52169	147111
TENTH	43103	24919	68022	1206	897	2103	37665	17641	55306	81974	43457	125431
ELEVENTH	37354	17323	54677	1588	1100	2688	20918	10348	31266	59860	28771	88631
TWELVTH	22436	10452	32888	1420	985	2405	18205	9437	27642	42061	20874	62935
TOTAL 9th - 12th	161650	86843	248493	5360	3992	9352	111827	54436	166263	278837	145271	424108
GRAND TOTAL	268968	151064	420032	7577	5883	13460	188708	96686	285394	465253	253633	718886

OFFICE OF THE DIRECTOR, SECONDARY EDUCATION, RAJASTHAN, BIKANER  
 CLASS WISE ST ENROLMENT, YEAR 2009-10 F

CLASS	-----GOVERNMENT-----			-----A I D E D-----			-----NON - AIDED-----			-----GRAND TOTAL-----		
	BOYS	GIRLS	TOTAL	BOAY	GIRLS	TOTAL	BOYS	GIRLS	TOTAL	BOYS	GIRLS	TOTAL
PRE - PRIMARY	0	0	0	0	0	0	0	0	0	0	0	0
FIRST	0	0	0	0	0	0	0	0	0	0	0	0
SECOND	0	0	0	0	0	0	0	0	0	0	0	0
THIRD	0	0	0	0	0	0	0	0	0	0	0	0
FOURTH	0	0	0	0	0	0	0	0	0	0	0	0
FIFTH	0	0	0	0	0	0	0	0	0	0	0	0
TOTAL PRE-PRI. - 5th	0	0	0	0	0	0	0	0	0	0	0	0
SIXTH	21623	14139	35762	213	146	359	14063	6684	20747	35899	20969	56868
SEVENTH	19238	12603	31841	216	162	378	13741	6698	20439	33195	19463	52658
EIGHTH	23299	16181	39480	255	211	466	18408	7995	26403	41962	24387	66349
TOTAL 6th - 8th	64160	42923	107083	684	519	1203	46212	21377	67589	111056	64819	175875
NINTH	42279	30596	72875	452	389	841	22068	10078	32146	64799	41063	105862
TENTH	33021	24167	57188	495	402	897	28376	12031	40407	61892	36600	98492
ELEVENTH	26055	14319	40374	618	462	1080	14652	7496	22148	41325	22277	63602
TWELVTH	16446	8633	25079	451	446	897	13013	5807	18820	29910	14886	44796
TOTAL 9th - 12th	117801	77715	195516	2016	1699	3715	78109	35412	113521	197926	114826	312752
GRAND TOTAL	181961	120638	302599	2700	2218	4918	124321	56789	181110	308982	179645	488627



## OFFICE OF THE DIRECTOR SEC. EDU. RAJASTHAN, BIKANER

## FACULTY WISE ENROLMENT IN SR. SEC SCHOOLS 2009-2010

CLASS/PART	ARTS			SCIENCE			COMMERCE			TOTAL		
	BOYS	GIRLS	TOTAL	BOYS	GIRLS	TOTAL	BOYS	GIRLS	TOTAL	BOYS	GIRLS	TOTAL
ELEVENTH	232744	159851	392595	93585	34266	127851	61330	22141	83471	387659	216258	603917
TWELVETH	177400	116724	294124	70433	25639	96072	41279	16301	60580	292112	158664	450776
<b>TOTAL</b>	<b>410144</b>	<b>276575</b>	<b>686719</b>	<b>164018</b>	<b>69905</b>	<b>223923</b>	<b>106609</b>	<b>38442</b>	<b>144051</b>	<b>679771</b>	<b>374922</b>	<b>1054693</b>

SCHOOL	TRAINED TEACHERS			UNTRAINED TEACHERS			TOTAL (TRAINED+UNTRAINED)		
	MALE	FEMALE	TOTAL	MALE	FEMALE	TOTAL	MALE	FEMALE	TOTAL
SECONDARY									
GOVERNMENT	20501	4624	25125	16	10	26	20517	4634	25151
AIDED	58	113	171	0	0	0	58	113	171
NON-AIDED	34051	11266	45317	9678	6515	16193	43729	17781	61510
	54610	16003	70613	9694	6525	16219	64304	22528	86832
SR. SECONDARY									
GOVERNMENT	28774	8914	37688	13	2	15	28787	8916	37703
AIDED	1870	1531	3401	31	39	70	1901	1570	3471
NON-AIDED	29811	12082	41893	5363	3306	8669	35174	15388	50562
	60455	22527	82982	5407	3347	8754	65862	25874	91736
GRAND TOTAL	115065	38530	153595	15101	9872	24973	130166	48402	178568

SCHOOL	TRAINED TEACHERS			UNTRAINED TEACHERS			TOTAL (TRAINED+UNTRAINED)		
	MALE	FEMALE	TOTAL	MALE	FEMALE	TOTAL	MALE	FEMALE	TOTAL
SECONDARY									
GOVERNMENT	3041	332	3373	2	0	2	3043	332	3375
AIDED	0	0	0	0	0	0	0	0	0
NON-AIDED	4742	967	5709	1100	355	1455	5842	1322	7164
	7783	1299	9082	1102	355	1457	8885	1654	10539
S.R. SECONDARY									
GOVERNMENT	4023	614	4637	4	0	4	4027	614	4641
AIDED	69	45	114	4	2	6	73	47	120
NON-AIDED	3572	741	4313	675	246	921	4247	987	5234
	7664	1400	9064	683	248	931	8347	1648	9995
GRAND TOTAL	15447	2699	18146	1785	603	2388	17232	3302	20534

TRAINED AND UNTRAINED ST TEACHERS, YEAR 2009-10 F

SCHOOL	<---- TRAINED TEACHERS ---->			<---- UNTRAINED TEACHERS ---->			<-- TOTAL (TRAINED+UNTRAINED) -->		
	MALE	FEMALE	TOTAL	MALE	FEMALE	TOTAL	MALE	FEMALE	TOTAL
SECONDARY									
GOVERNMENT	1655	162	1817	169	40	209	1824	202	2026
AIDED	2	0	2	0	0	0	2	0	2
NON-AIDED	2092	420	2512	771	376	1147	2863	796	3659
	3749	582	4331	940	416	1356	4689	998	5687
SR. SECONDARY									
GOVERNMENT	2171	297	2468	1	1	2	2172	298	2470
AIDED	31	20	51	2	2	4	33	22	55
NON-AIDED	1273	315	1588	253	94	347	1526	409	1935
	3475	632	4107	256	97	353	3731	729	4460
GRAND TOTAL	7224	1214	8438	1196	513	1709	8420	1727	10147

SCHOOL	GOVERNMENT			LOCAL-BODIES			AIDED SCHOOL			UN-AIDED SCHOOLS			GRAND TOTAL		
	BOYS	GIRLS	TOTAL	BOYS	GIRLS	TOTAL	BOYS	GIRLS	TOTAL	BOYS	GIRLS	TOTAL	BOYS	GIRLS	TOTAL
SECONDARY	5620	326	5946	0	0	0	4	0	4	3489	12	3501	9113	338	9451
SR. SECONDARY	2288	264	2552	0	0	0	19	4	23	1596	9	1605	3903	277	4180
GRAND TOTAL	7908	590	8498	0	0	0	23	4	27	5085	21	5106	13016	615	13631



OFFICE OF THE DIRECTOR, SECONDARY EDUCATION, RAJASTHAN, BIKANER

MANAGEMENT WISE ENROLMENT IN RURAL AREA, YEAR 2009-10 F

SCHOOL	GOVERNMENT			LOCAL-BODIES			AIDED SCHOOL			UN-AIDED SCHOOLS			GRAND TOTAL		
	BOYS	GIRLS	TOTAL	BOYS	GIRLS	TOTAL	BOYS	GIRLS	TOTAL	BOYS	GIRLS	TOTAL	BOYS	GIRLS	TOTAL
SECONDARY	497404	366989	864393	0	0	0	424	167	591	397761	196069	593830	895589	563225	1458814
PR. SEC.	546395	301510	847905	0	0	0	5423	3223	8646	396584	200530	597114	948402	505263	1453665
TOTAL	1043799	668499	1712298	0	0	0	5847	3390	9237	794345	396599	1190944	1843991	1068488	2912479

## MANAGEMENT WISE SC ENROLMENT IN RURAL AREA, YEAR 2009-10 F

SCHOOL	GOVERNMENT			LOCAL-BODIES			AIDED SCHOOL			UN-AIDED SCHOOLS			GRAND TOTAL		
	BOYS	GIRLS	TOTAL	BOYS	GIRLS	TOTAL	BOYS	GIRLS	TOTAL	BOYS	GIRLS	TOTAL	BOYS	GIRLS	TOTAL
SECONDARY	105690	66140	171830	0	0	0	28	11	39	55939	26114	82053	161657	92265	253922
SR. SECONDARY	111616	49846	161462	0	0	0	559	306	865	50363	25169	75532	162538	75321	237859
GRAND TOTAL	217306	115986	333292	0	0	0	587	317	904	106302	51283	157585	324195	167586	491781

SCHOOL	GOVERNMENT			LOCAL-BODIES			AIDED SCHOOL			UN-AIDED SCHOOLS			GRAND TOTAL		
	BOYS	GIRLS	TOTAL	BOYS	GIRLS	TOTAL	BOYS	GIRLS	TOTAL	BOYS	GIRLS	TOTAL	BOYS	GIRLS	TOTAL
SECONDARY	80964	60243	141207	0	0	0	21	6	27	40641	18636	59277	121626	78885	200511
SR. SECONDARY	80768	48059	128827	0	0	0	333	120	453	29988	15080	45068	111089	63259	174348
GRAND TOTAL	161732	108302	270034	0	0	0	354	126	480	70629	33716	104345	232715	142144	374859

SCHOOL	GOVERNMENT			LOCAL-BODIES			AIDED SCHOOL			UN-AIDED SCHOOLS			GRAND TOTAL		
	BOYS	GIRLS	TOTAL	BOYS	GIRLS	TOTAL	BOYS	GIRLS	TOTAL	BOYS	GIRLS	TOTAL	BOYS	GIRLS	TOTAL
SECONDARY	235423	167802	403225	0	0	0	286	105	391	216191	100850	317041	451900	268757	720657
SR. SEC.	257274	140447	397721	0	0	0	2651	1570	4221	224484	113181	337665	484409	255198	739607
TOTAL	492697	308249	800946	0	0	0	2937	1675	4612	440675	214031	654706	936309	523955	1460264

CLASS	-----GOVERNMENT-----			-----A I D E D-----			-----NON - AIDED-----			-----GRAND TOTAL-----		
	BOYS	GIRLS	TOTAL	BOAY	GIRLS	TOTAL	BOYS	GIRLS	TOTAL	BOYS	GIRLS	TOTAL
PRE - PRIMARY	0	0	0	0	0	0	0	0	0	0	0	0
FIRST	0	0	0	0	0	0	0	0	0	0	0	0
SECOND	0	0	0	0	0	0	0	0	0	0	0	0
THIRD	0	0	0	0	0	0	0	0	0	0	0	0
FOURTH	0	0	0	0	0	0	0	0	0	0	0	0
FIFTH	0	0	0	0	0	0	0	0	0	0	0	0
TOTAL PRE-PRI. - 5th	0	0	0	0	0	0	0	0	0	0	0	0
SIXTH	132670	87220	219890	393	229	622	106041	55887	161928	239104	143336	382440
SEVENTH	126361	81095	207456	421	219	640	105226	54052	159278	232008	135366	367374
EIGHTH	152388	101555	253943	563	246	809	127062	58398	185460	280013	160199	440212
TOTAL 6th - 8th	411419	269870	681289	1377	694	2071	338329	168337	506666	751125	438901	1190026
NINTH	248418	160624	409042	1169	616	1785	146276	71799	218075	395863	233039	628902
TENTH	184572	123274	307846	1082	560	1642	166539	76070	242609	352193	199904	552097
ELEVENTH	122866	70720	193586	1286	800	2086	80122	45219	125341	204274	116739	321013
TWELVTH	76524	44011	120535	933	720	1653	63079	35174	98253	140536	79905	220441
TOTAL 9th - 12th	632380	398629	1031009	4470	2696	7166	456016	228262	684278	1092866	629587	1722453
GRAND TOTAL	1043799	668499	1712298	5847	3390	9237	794345	396599	1190944	1843991	1068488	2912479

## OFFICE OF THE DIRECTOR, SECONDARY EDUCATION, RAJASTHAN, BIKANER

## CLASS WISE SC ENROLMENT IN RURAL AREA, YEAR 2009-10 F

CLASS	GOVERNMENT			A I D E D			NON - AIDED			GRAND TOTAL		
	BOYS	GIRLS	TOTAL	BOAY	GIRLS	TOTAL	BOYS	GIRLS	TOTAL	BOYS	GIRLS	TOTAL
PRE - PRIMARY	0	0	0	0	0	0	0	0	0	0	0	0
FIRST	0	0	0	0	0	0	0	0	0	0	0	0
SECOND	0	0	0	0	0	0	0	0	0	0	0	0
THIRD	0	0	0	0	0	0	0	0	0	0	0	0
FOURTH	0	0	0	0	0	0	0	0	0	0	0	0
FIFTH	0	0	0	0	0	0	0	0	0	0	0	0
TOTAL PRE-PRI. - 5th	0	0	0	0	0	0	0	0	0	0	0	0
SIXTH	33067	18541	51608	38	20	58	15739	7920	23659	48844	26481	75325
SEVENTH	30228	16317	46545	34	25	59	14228	6986	21214	44490	23328	67818
EIGHTH	34666	19642	54308	60	20	80	16336	7779	24115	51062	27441	78503
TOTAL 6th - 8th	97961	54500	152461	132	65	197	46303	22685	68988	144396	77250	221646
NINTH	48644	26312	74956	128	68	196	20063	9028	29091	68835	35408	104243
TENTH	35029	19223	54252	117	53	170	21703	9233	30936	56849	28509	85358
ELEVENTH	22305	10105	32410	136	83	219	9950	5396	15346	32391	15584	47975
TWELVTH	13367	5846	19213	74	48	122	8283	4941	13224	21724	10835	32559
TOTAL 9th - 12th	119345	61486	180831	455	252	707	59999	28598	88597	179799	90336	270135
GRAND TOTAL	217306	115986	333292	587	317	904	106302	51283	157585	324195	167586	491781

CLASS WISE ST ENROLMENT IN RURAL AREA, YEAR 2009-10 F

CLASS	GOVERNMENT			A I D E D			NON - AIDED			GRAND TOTAL		
	BOYS	GIRLS	TOTAL	BOAY	GIRLS	TOTAL	BOYS	GIRLS	TOTAL	BOYS	GIRLS	TOTAL
PRE - PRIMARY	0	0	0	0	0	0	0	0	0	0	0	0
FIRST	0	0	0	0	0	0	0	0	0	0	0	0
SECOND	0	0	0	0	0	0	0	0	0	0	0	0
THIRD	0	0	0	0	0	0	0	0	0	0	0	0
FOURTH	0	0	0	0	0	0	0	0	0	0	0	0
FIFTH	0	0	0	0	0	0	0	0	0	0	0	0
TOTAL PRE-PRI. - 5th	0	0	0	0	0	0	0	0	0	0	0	0
SIXTH	21324	14169	35493	57	13	70	9023	4249	13272	30404	18431	48835
SEVENTH	18712	12021	30733	33	20	53	8777	4229	13006	27522	16270	43792
EIGHTH	22682	15339	38021	46	17	63	12321	5084	17405	35049	20440	55489
TOTAL 6th - 8th	62718	41529	104247	136	50	186	30121	13562	43683	92975	55141	148116
NINTH	39015	27774	66789	67	16	83	13247	6099	19346	52329	33889	86218
TENTH	30093	21763	51856	48	15	63	16043	7280	23323	46184	29058	75242
ELEVENTH	18629	10840	29469	69	30	99	6402	4101	10503	25100	14971	40071
TWELVTH	11277	6396	17673	34	15	49	4816	2674	7490	16127	9085	25212
TOTAL 9th - 12th	99014	66773	165787	218	76	294	40508	20154	60662	139740	87003	226743
GRAND TOTAL	161732	108302	270034	354	126	480	70629	33716	104345	232715	142144	374859

OFFICE OF THE DIRECTOR, SECONDARY EDUCATION, RAJASTHAN, BIKANER  
 TRAINED AND UNTRAINED TEACHERS IN RURAL AREA, YEAR 2009-10 F

SCHOOL	TRAINED TEACHERS			UNTRAINED TEACHERS			TOTAL (TRAINED+UNTRAINED)		
	MALE	FEMALE	TOTAL	MALE	FEMALE	TOTAL	MALE	FEMALE	TOTAL
SECONDARY									
GOVERNMENT	18862	3382	22244	9	3	12	18871	3385	22256
AIDED	17	9	26	0	0	0	17	9	26
NON-AIDED	22897	4436	27333	5482	2290	7772	28379	6726	35105
	41776	7827	49603	5491	2293	7784	47267	10120	57387
SR. SECONDARY									
GOVERNMENT	21572	3463	25035	9	1	10	21581	3464	25045
AIDED	258	77	335	6	3	9	264	80	344
NON-AIDED	14368	2394	16762	2371	991	3362	16739	3385	20124
	36198	5934	42132	2386	995	3381	38584	6929	45513
GRAND TOTAL	77974	13761	91735	7877	3288	11165	85851	17049	102900



49

OFFICE OF THE DIRECTOR, SECONDARY EDUCATION, RAJASTHAN, BIKANER  
 TRAINED AND UNTRAINED SC TEACHERS IN RURAL AREA, YEAR 2009-10 F

SCHOOL	TRAINED TEACHERS			UNTRAINED TEACHERS			TOTAL (TRAINED+UNTRAINED)		
	MALE	FEMALE	TOTAL	MALE	FEMALE	TOTAL	MALE	FEMALE	TOTAL
SECONDARY OF									
GOVERNMENT	2927	322	3249	2	0	2	2929	322	3251
AIDED	0	0	0	0	0	0	0	0	0
NON-AIDED	3326	460	3786	708	138	846	4034	598	4632
	6253	782	7035	710	138	848	6963	920	7883
SR. SECONDARY OF									
GOVERNMENT	3310	317	3627	6	0	6	3316	317	3633
AIDED	7	0	7	1	0	1	8	0	8
NON-AIDED	2282	240	2522	319	80	399	2601	320	2921
	5599	557	6156	326	80	406	5925	637	6562
GRAND TOTAL	11852	1339	13191	1036	218	1254	12888	1557	14445

OFFICE OF THE DIRECTOR, SECONDARY EDUCATION, RAJASTHAN, BIKANER  
 TRAINED AND UNTRAINED ST TEACHERS IN RURAL AREA, YEAR 2009-10 F

SCHOOL	<----- TRAINED TEACHERS ----->			<----- UNTRAINED TEACHERS ----->			<--- TOTAL (TRAINED+UNTRAINED) --->		
	MALE	FEMALE	TOTAL	MALE	FEMALE	TOTAL	MALE	FEMALE	TOTAL
SECONDARY									
GOVERNMENT	1635	164	1799	2	1	3	1637	165	1802
AIDED	0	0	0	0	0	0	0	0	0
NON-AIDED	1598	248	1846	372	47	419	1970	295	2265
	3233	412	3645	374	48	422	3607	460	4067
SR. SECONDARY									
GOVERNMENT	1889	190	2079	2	0	2	1891	190	2081
AIDED	2	0	2	0	0	0	2	0	2
NON-AIDED	875	105	980	148	27	175	1023	132	1155
	2766	295	3061	150	27	177	2916	322	3238
GRAND TOTAL	5999	707	6706	524	75	599	6523	782	7305

OFFICE OF THE DIRECTOR, SECONDARY EDUCATION, RAJASTHAN, BIKANER  
MANAGEMENT WISE SCHOOLS IN TRIBAL AREA, YEAR 2009-2010

SCHOOL	GOVERNMENT			ADIDED SCHOOL			UN-AIDED SCHOOLS			GRAND TOTAL		
	BOYS	GIRLS	TOTAL	BOYS	GIRLS	TOTAL	BOYS	GIRLS	TOTAL	BOYS	GIRLS	TOTAL
SECONDARY	469	27	496	0	0	0	94	4	98	563	31	594
SR. SECONDARY	228	35	263	6	1	7	33	2	35	267	38	305
<b>GRAND TOTAL</b>	<b>697</b>	<b>62</b>	<b>759</b>	<b>6</b>	<b>1</b>	<b>7</b>	<b>127</b>	<b>6</b>	<b>133</b>	<b>830</b>	<b>69</b>	<b>899</b>

OFFICE OF THE DIRECTOR, SECONDARY EDUCATION, RAJASTHAN, BIKANER  
MANAGEMENT WISE ENROLMENT IN TRIBAL AREA, YEAR 2009-2010

SCHOOL	GOVERNMENT			ADIDED SCHOOL			UN-AIDED SCHOOLS			GRAND TOTAL		
	BOYS	GIRLS	TOTAL	BOYS	GIRLS	TOTAL	BOYS	GIRLS	TOTAL	BOYS	GIRLS	TOTAL
SECONDARY	63682	46373	110055	0	0	0	10749	5522	16271	74431	51895	126326
SR. SECONDARY	74853	49027	123880	1933	1216	3145	6370	4144	10514	83156	54387	137543
<b>GRAND TOTAL</b>	<b>138535</b>	<b>95400</b>	<b>233935</b>	<b>1933</b>	<b>1216</b>	<b>3145</b>	<b>17119</b>	<b>9666</b>	<b>26785</b>	<b>157587</b>	<b>106282</b>	<b>263869</b>

OFFICE OF THE DIRECTOR, SECONDARY EDUCATION, RAJASTHAN, BIKANER  
MANAGEMENT WISE TEACHERS IN TRIABLE AREA, YEAR 2009-2010

SCHOOL	GOVERNMENT			ADIDED SCHOOL			UN-AIDED SCHOOLS			GRAND TOTAL		
	MALE	FEMALE	TOTAL	MALE	FEMALE	TOTAL	MALE	FEMALE	TOTAL	MALE	FEMALE	TOTAL
SECONDARY	9233	233	9466	0	0	0	628	347	975	9861	580	10441
SR. SECONDARY	2385	575	2960	58	27	85	352	272	624	2795	874	3669
<b>GRAND TOTAL</b>	<b>11618</b>	<b>808</b>	<b>12426</b>	<b>58</b>	<b>27</b>	<b>85</b>	<b>980</b>	<b>619</b>	<b>1599</b>	<b>12656</b>	<b>1454</b>	<b>14110</b>

OFFICE OF THE DIRECTOR, SECONDARY EDUCATION, RAJASTHAN, BIKANER  
CLASS WISE ENROLMENT IN TRIBAL AREA, YEAR 2009-2010

CLASS	BOYS	GIRLS	TOTAL
SIXTH	20336	13011	33347
SEVENTH	17638	10900	28538
EIGHT	20430	13000	33430
<b>TOTAL SIXTH TO EIGHTH</b>	<b>58404</b>	<b>36911</b>	<b>95315</b>
NINETH	36699	26335	63034
TENTH	29560	21744	51304
ELEVENTH	17999	12833	30832
TWELVETH	14925	8459	23384
<b>TOTAL NINETH TO TWELVETH</b>	<b>99183</b>	<b>69371</b>	<b>168554</b>
<b>GRAND TOTAL</b>	<b>157587</b>	<b>106282</b>	<b>263869</b>

**PART-III**

**DISTRICT TABLES**

**2009-2010**

DISTRICT	GOVERNMENT			AIDED SCHOOL			UN-AIDED SCHOOLS			GRAND TOTAL		
	BOYS	GIRLS	TOTAL	BOYS	GIRLS	TOTAL	BOYS	GIRLS	TOTAL	BOYS	GIRLS	TOTAL
AJMER	199	14	213	5	4	9	146	6	152	350	24	374
ALWAR	325	15	340	0	0	0	492	4	496	817	19	836
BANSWARA	139	9	148	0	0	0	40	1	41	179	10	189
BARAN	136	7	143	0	0	0	125	0	125	261	7	268
BARMER	226	3	229	0	0	0	64	0	64	290	3	293
BHARATPUR	217	14	231	0	0	0	296	1	297	513	15	528
BHILWARA	235	22	257	0	0	0	51	2	53	286	24	310
BIKANER	137	17	154	3	4	7	173	8	181	313	29	342
BUNDI	102	6	108	0	0	0	70	1	71	172	7	179
CHITTORGARH	170	13	183	0	0	0	53	1	54	223	14	237
CHURU	201	10	211	0	0	0	207	6	213	408	16	424
DAUSA	137	8	145	0	0	0	196	4	200	333	12	345
DHOLPUR	108	7	115	0	0	0	124	2	126	232	9	241
DUNGARPUR	122	9	131	0	0	0	19	1	20	141	10	151
HANUMANGARH	153	9	162	0	0	0	267	0	267	420	9	429
JAIPUR-I	331	38	369	0	0	0	897	7	904	1228	45	1273
JAISALMER	50	5	55	0	0	0	15	0	15	65	5	70
JALORE	140	9	149	0	0	0	80	2	82	220	11	231
JHALAWAR	195	6	201	0	0	0	76	0	76	271	6	277
JHUNJHUNU	212	29	241	1	0	1	339	0	339	552	29	581
JODHPUR	252	11	263	0	1	1	299	10	309	551	22	573
KOTA	102	15	117	0	0	0	284	3	287	386	18	404
NAGAUR	309	20	329	0	0	0	301	3	304	610	23	633
PALI	224	19	243	0	0	0	104	2	106	328	21	349
RAJSAMAND	136	6	142	0	0	0	34	0	34	170	6	176
SWAIMADHOPUR	115	10	125	0	0	0	170	6	176	285	16	301
SHRI GANGANAGAR	169	9	178	0	0	0	192	6	198	361	15	376
SIKAR	266	19	285	1	0	1	533	7	540	800	26	826
SIROHI	96	6	102	0	0	0	21	0	21	117	6	123
TONK	153	10	163	0	0	0	117	3	120	270	13	283
UDAIPUR	271	19	290	3	1	4	101	4	105	375	24	399
KARAULI	139	11	150	0	0	0	196	3	199	335	14	349
PRATAPGARH	67	2	69	0	0	0	20	1	21	87	3	90
GRAND TOTAL	5834	407	6241	13	10	23	6102	94	6196	11949	511	12460

DISTRICT	GOVERNMENT			AIDED SCHOOL			UN-AIDED SCHOOLS			GRAND TOTAL		
	BOYS	GIRLS	TOTAL	BOYS	GIRLS	TOTAL	BOYS	GIRLS	TOTAL	BOYS	GIRLS	TOTAL
AJMER-I	108	31	139	13	11	24	67	6	73	188	48	236
ALWAR-I	157	32	189	5	1	6	235	6	241	397	39	436
BANSWARA	65	15	80	0	0	0	16	0	16	81	15	96
BARAN	45	13	58	0	0	0	58	0	58	103	13	116
BARMER	68	12	80	0	0	0	21	0	21	89	12	101
BHARATPUR-I	102	14	116	1	2	3	145	6	151	248	22	270
BHILWARA-I	101	21	122	4	1	5	12	2	14	117	24	141
BIKANER	55	14	69	3	2	5	73	0	73	131	16	147
BUNDI	47	10	57	0	0	0	34	0	34	81	10	91
CHITTOGARH	76	15	91	0	0	0	9	0	9	85	15	100
CHURU	92	15	107	7	4	11	127	1	128	226	20	246
DAUSA	59	13	72	0	0	0	132	5	137	191	18	209
DHOLPUR	39	5	44	0	0	0	36	1	37	75	6	81
DUNGARPUR	67	8	75	1	0	1	7	0	7	75	8	83
HANUMANGARH	63	14	77	2	2	4	142	2	144	207	18	225
JAIPUR-I	190	36	226	18	7	25	591	18	609	799	61	860
JAISALMER	22	2	24	0	0	0	4	0	4	26	2	28
JALORE	58	6	64	0	0	0	31	0	31	89	6	95
JHALAWAR	68	17	85	0	0	0	26	0	26	94	17	111
JHUNJHUNU	125	20	145	17	8	25	332	8	340	474	36	510
JODHPUR	100	28	128	15	3	18	144	10	154	259	41	300
KOTA	56	21	77	2	0	2	176	3	179	234	24	258
NAGAUR-I	131	24	155	4	0	4	187	6	193	322	30	352
PALI	98	15	113	4	2	6	32	1	33	134	18	152
RAJSAMAND	67	12	79	0	0	0	8	0	8	75	12	87
SWAIMADHOPUR	42	12	54	0	0	0	51	4	55	93	16	109
SHRI GANGANAGAR	71	20	91	10	3	13	128	9	137	209	32	241
SIKAR-I	122	24	146	9	5	14	279	8	287	410	37	447
SIROHI	40	8	48	0	1	1	6	1	7	46	10	56
TONK	67	10	77	0	0	0	50	0	50	117	10	127
UDAIPUR-I	117	23	140	10	4	14	41	3	44	168	30	198
KARAULI	57	9	66	0	0	0	57	0	57	114	9	123
PRATAPGARH	29	5	34	3	0	3	5	1	6	37	6	43
GRAND TOTAL	2604	524	3128	128	56	184	3262	101	3363	5994	681	6675

DISTRICT	GOVERNMENT			AIDED SCHOOL			UN-AIDED SCHOOLS			GRAND TOTAL		
	BOYS	GIRLS	TOTAL	BOYS	GIRLS	TOTAL	BOYS	GIRLS	TOTAL	BOYS	GIRLS	TOTAL
BJMER-I	307	45	352	18	15	33	213	12	225	538	72	610
DELWAR-I	482	47	529	5	1	6	727	10	737	1214	58	1272
DEWASWARA	204	24	228	0	0	0	56	1	57	260	25	285
DEWARAN	181	20	201	0	0	0	183	0	183	364	20	384
DEWARMER	294	15	309	0	0	0	85	0	85	379	15	394
DEHARATPUR-I	319	28	347	1	2	3	441	7	448	761	37	798
DEHILWARA-I	336	43	379	4	1	5	63	4	67	403	48	451
DETIKANER	192	31	223	6	6	12	246	8	254	444	45	489
DEWADI	149	16	165	0	0	0	104	1	105	253	17	270
DEHITTORGARH	246	28	274	0	0	0	62	1	63	308	29	337
DEHURU	293	25	318	7	4	11	334	7	341	634	36	670
DEHUSA	196	21	217	0	0	0	328	9	337	524	30	554
DEHOLPUR	147	12	159	0	0	0	160	3	163	307	15	322
DEHANCARPUR	189	17	206	1	0	1	26	1	27	216	18	234
DEHANUMANGARH	216	23	239	2	2	4	409	2	411	627	27	654
DEHAIPUR-I	521	74	595	18	7	25	1488	25	1513	2027	106	2133
DEHAISALMER	72	7	79	0	0	0	19	0	19	91	7	98
DEHALORE	198	15	213	0	0	0	111	2	113	309	17	326
DEHALAWAR	263	23	286	0	0	0	102	0	102	365	23	388
DEHUNJHUNU	337	49	386	18	8	26	671	8	679	1026	65	1091
DEHODHPUR	352	39	391	15	4	19	443	20	463	810	63	873
DEHOTA	158	36	194	2	0	2	460	6	466	620	42	662
DEHACAUR-I	440	44	484	4	0	4	488	9	497	932	53	985
DEHALI	322	34	356	4	2	6	136	3	139	462	39	501
DEHAJSAMAND	203	18	221	0	0	0	42	0	42	245	18	263
DEHAIMADHOPUR	157	22	179	0	0	0	221	10	231	378	32	410
DEHARI GANGANAGAR	240	29	269	10	3	13	320	15	335	570	47	617
DEHAKAR-I	388	43	431	10	5	15	812	15	827	1210	63	1273
DEHATROHI	136	14	150	0	1	1	27	1	28	163	16	179
DEHONK	220	20	240	0	0	0	167	3	170	387	23	410
DEHADAIPUR-I	388	42	430	13	5	18	142	7	149	543	54	597
DEHARAULI	196	20	216	0	0	0	253	3	256	449	23	472
DEHRATAPGARH	96	7	103	3	0	3	25	2	27	124	9	133
<b>GRAND TOTAL</b>	<b>8438</b>	<b>931</b>	<b>9369</b>	<b>141</b>	<b>66</b>	<b>207</b>	<b>9364</b>	<b>195</b>	<b>9559</b>	<b>17943</b>	<b>1192</b>	<b>19135</b>



OFFICE OF THE DIRECTOR, SECONDARY EDUCATION, RAJASTHAN, BIKANER

DISTRICT WISE AND MANAGEMENT WISE ENROLMENT, YEAR 2009-10

(SECONDARY)

DISTRICT	GOVERNMENT			AIDED SCHOOLS			UN-AIDED SCHOOLS			GRAND TOTAL		
	BOYS	GIRLS	TOTAL	BOYS	GIRLS	TOTAL	BOYS	GIRLS	TOTAL	BOYS	GIRLS	TOTAL
BIKANER	21917	10645	32562	911	723	1634	23012	14161	37173	45840	25529	71369
BARAN	24740	23675	48415	0	0	0	55027	28592	83619	79767	52267	132034
BANSWARA	21123	16224	37347	0	0	0	4567	2459	7026	25690	18683	44373
BANWAR	8905	7466	16371	0	0	0	12656	6133	18789	21561	13599	35160
BHARATPUR	26715	11310	38025	0	0	0	9942	3754	13696	36657	15064	51721
BHILWARA	14481	13183	27664	0	0	0	33916	16373	50289	48397	29556	77953
BILWARA	24718	13352	38070	0	0	0	6626	3216	9842	31344	16568	47912
BIKANER	14729	9201	23930	59	1323	1382	17779	14050	31829	32567	24574	57141
BOKSI	10122	6428	16550	0	0	0	7394	3815	11209	17516	10243	27759
BUNDIRGAR	13595	9535	23130	0	0	0	5688	2906	8594	19283	12441	31724
BUNDIR	18883	14061	32944	0	0	0	16198	12381	28579	35081	26442	61523
BUNDIR	12762	12820	25582	0	0	0	23099	9829	32928	35861	22649	58510
BUNDIR	8988	8854	17842	0	0	0	17169	7450	24619	26157	16304	42461
BUNDIR	17419	15243	32662	0	0	0	2483	1203	3686	19902	16446	36348
BUNDIR	12882	11982	24864	0	0	0	22834	15715	38549	35716	27697	63413
BUNDIR	27859	30867	58726	0	0	0	82143	50193	132336	110002	81060	191062
BUNDIR	5350	1191	6541	0	0	0	2184	567	2751	7534	1758	9292
BUNDIR	17345	7907	25252	0	0	0	11023	3310	14333	28368	11217	39585
BUNDIR	13114	8630	21744	0	0	0	8973	4211	13184	22087	12841	34928
BUNDIR	12844	15032	27876	88	46	134	37830	19486	57316	50762	34564	85326
BUNDIR	27535	14919	42454	0	80	80	30241	13166	43407	57776	28165	85941
BUNDIR	7658	7601	15259	0	0	0	16794	10393	27187	24452	17994	42446
BUNDIR	26066	16714	42780	0	0	0	41633	17041	58674	67699	33755	101454
BUNDIR	23405	12692	36097	0	0	0	11856	5992	17848	35261	18684	53945
BUNDIR	9891	7971	17862	0	0	0	3343	2239	5582	13234	10210	23444
BUNDIR	8800	6524	15324	0	0	0	20722	8013	28735	29522	14537	44059
BUNDIR	12416	10395	22811	0	0	0	16992	10870	27862	29408	21265	50673
BUNDIR	15919	18655	34574	166	69	235	58539	33834	92373	74624	52558	127182
BUNDIR	13259	5834	19093	0	0	0	3207	874	4081	16466	6708	23174
BUNDIR	11628	8823	20451	0	0	0	14798	6143	20941	26426	14966	41392
BUNDIR	27349	20213	47562	208	129	337	10887	5869	16756	38444	26211	64655
BUNDIR	10148	8644	18792	0	0	0	26831	11355	38186	36979	19999	56978
BUNDIR	8697	5859	14556	0	0	0	1267	1252	2519	9964	7111	17075
TOTAL	531262	392450	923712	1432	2370	3802	657653	346845	1004498	1190347	741665	1932012

SECONDARY)

DISTRICT	GOVERNMENT			AIDED SCHOOL			UN-AIDED SCHOOLS			GRAND TOTAL		
	BOYS	GIRLS	TOTAL	BOYS	GIRLS	TOTAL	BOYS	GIRLS	TOTAL	BOYS	GIRLS	TOTAL
BANMER	34185	20030	54215	6988	6163	13151	11207	5427	16634	52380	31620	84000
BANWAR	42497	30163	72660	1932	2301	4233	68871	32364	101235	113300	64828	178128
BANSWARA	25296	16815	42111	0	0	0	3372	2121	5493	28668	18936	47604
BARAN	10552	5943	16495	0	0	0	14427	7146	21573	24979	13089	38068
BARMER	22911	9709	32620	0	0	0	8633	2718	11351	31544	12427	43971
BARTPUR	25508	15569	41077	207	1367	1574	40140	16826	56966	65855	33762	99617
BHILWARA	31386	16677	48063	2772	2918	5690	4646	2857	7503	38804	22452	61256
BIKANER	17965	13143	31108	744	501	1245	21168	9887	31055	39877	23531	63408
BINDI	13402	7788	21190	0	0	0	9188	3370	12558	22590	11158	33748
BHITTOGARH	18435	10877	29312	0	0	0	2253	987	3240	20688	11864	32552
BHURU	19755	14152	33907	1442	1211	2653	20817	14640	35457	42014	30003	72017
BHUSA	26086	14951	41037	0	0	0	40560	18386	58946	66646	33337	99983
BHOLPUR	13312	8563	21875	0	0	0	11731	4336	16067	25043	12899	37942
BHUNGARPUR	20451	14520	34971	342	86	428	1258	769	2027	22051	15375	37426
BANUMANGAR	15579	12693	28272	1617	1304	2921	35432	24087	59519	52628	38084	90712
BAIPUR	64159	51070	115229	13945	5617	19562	138489	78227	216716	216593	134914	351507
BANISALMER	5479	1157	6636	0	0	0	1246	792	2038	6725	1949	8674
BANLORE	17728	6652	24380	0	0	0	8439	2426	10865	26167	9078	35245
BANLAWAR	15890	9344	25234	0	0	0	7515	2887	10402	23405	12231	35636
BANJHUNU	19960	19091	39051	6944	7188	14132	86933	47005	133938	113837	73284	187121
BANOHIPUR	29617	15065	44682	8745	2787	11532	42496	16971	59467	80858	34823	115681
BANOTA	13045	10703	23748	1238	442	1680	37771	19369	57140	52054	30514	82568
BANACAU	37961	22246	60207	1635	957	2592	43538	18514	62052	83134	41717	124851
BANALI	29559	14074	43633	2102	1168	3270	8851	3824	12675	40512	19066	59578
BANASAMAND	19161	9074	28235	0	0	0	2229	1247	3476	21390	10321	31711
BANAM.	15427	6687	22114	0	0	0	16411	6470	22881	31838	13157	44995
BANBRIGANGA	16020	13954	29974	6030	3398	9428	29143	20943	50086	51193	38295	89488
BANIKAR	27923	24533	52456	4318	2929	7247	86972	51970	138942	119213	79432	198645
BANIROHI	13210	5137	18347	0	500	500	2458	852	3310	15668	6489	22157
BANONK	20257	10116	30373	0	0	0	13418	5584	19002	33675	15700	49375
BANDAIPUR	33647	19561	53208	3891	3141	7032	16270	10442	26712	53808	33144	86952
BANAROLI	17931	8227	26158	0	0	0	20149	7832	27981	38080	16059	54139
BANRATAPGAR	9516	5689	15205	919	324	1243	919	324	1243	11354	6337	17691
TOTAL	743810	463973	1207783	65811	44302	110113	856950	441600	1298550	1666571	949875	2616446

[OFFICE OF THE DIRECTOR, SECONDARY EDUCATION, RAJASTHAN, BIKANER]

[DISTRICT WISE AND MANAGEMENT WISE ENROLMENT, YEAR 2009-10]

[ (CONSOLIDATED) ]

DISTRICT	GOVERNMENT			AIDED SCHOOL			UN-AIDED SCHOOLS			GRAND TOTAL		
	BOYS	GIRLS	TOTAL	BOYS	GIRLS	TOTAL	BOYS	GIRLS	TOTAL	BOYS	GIRLS	TOTAL
AJMER	56102	30675	86777	7899	6886	14785	34219	19588	53807	98220	57149	155369
ALWAR	67237	53838	121075	1932	2301	4233	123898	60956	184854	193067	117095	310162
BANSWARA	46419	33039	79458	0	0	0	7939	4580	12519	54358	37619	91977
BARAN	19457	13409	32866	0	0	0	27083	13279	40362	46540	26688	73228
BARMER	49626	21019	70645	0	0	0	18575	6472	25047	68201	27491	95692
BHARTPUR	39989	28752	68741	207	1367	1574	74056	33199	107255	114252	63318	177570
BHILWARA	56104	30029	86133	2772	2918	5690	11272	6073	17345	70148	39020	109168
BIKANER	32694	22344	55038	803	1824	2627	38947	23937	62884	72444	48105	120549
BUNDI	23524	14216	37740	0	0	0	16582	7185	23767	40106	21401	61507
CHITTORGAR	32030	20412	52442	0	0	0	7941	3893	11834	39971	24305	64276
CHURU	38638	28213	66851	1442	1211	2653	37015	27021	64036	77095	56445	133540
DOUSA	38848	27771	66619	0	0	0	63659	28215	91874	102507	55986	158493
DHOLPUR	22300	17417	39717	0	0	0	28900	11786	40686	51200	29203	80403
DUNGARPUR	37870	29763	67633	342	86	428	3741	1972	5713	41953	31821	73774
HANUMANGAR	28461	24675	53136	1617	1304	2921	58266	39802	98068	88344	65781	154125
JAI PUR	92018	81937	173955	13945	5617	19562	220632	128420	349052	326595	215974	542569
JAISALMER	10829	2348	13177	0	0	0	3430	1359	4789	14259	3707	17966
JALORE	35073	14559	49632	0	0	0	19462	5736	25198	54535	20295	74830
JHALAWAR	29004	17974	46978	0	0	0	16488	7098	23586	45492	25072	70564
JHUNJHUNU	32804	34123	66927	7032	7234	14266	124763	66491	191254	164599	107848	272447
JODHPUR	57152	29984	87136	8745	2867	11612	72737	30137	102874	138634	62988	201622
KOTA	20703	18304	39007	1238	442	1680	54565	29762	84327	76506	48508	125014
NAGAUR	64027	38960	102987	1635	957	2592	85171	35555	120726	150833	75472	226305
PALI	52964	26766	79730	2102	1168	3270	20707	9816	30523	75773	37750	113523
RAJSAMAND	29052	17045	46097	0	0	0	5572	3486	9058	34624	20531	55155
S.M.	24227	13211	37438	0	0	0	37133	14483	51616	61360	27694	89054
SHRIGANGA.	28436	24349	52785	6030	3398	9428	46135	31813	77948	80601	59560	140161
SIKAR	43842	43188	87030	4484	2998	7482	145511	85804	231315	193837	131990	325827
SIROHI	26469	10971	37440	0	500	500	5665	1726	7391	32134	13197	45331
TONK	31885	18939	50824	0	0	0	28216	11727	39943	60101	30666	90767
UDAIPUR	60996	39774	100770	4099	3270	7369	27157	16311	43468	92252	59355	151607
KAROLI	28079	16871	44950	0	0	0	46980	19187	66167	75059	36058	111117
PRATAPGAR	18213	11548	29761	919	324	1243	2186	1576	3762	21318	13448	34766
TOTAL	1275072	856423	2131495	67243	46672	113915	1514603	788445	2303048	2856918	1691540	4548458

DISTRICT	6th CLASS			7th CLASS			8th CLASS			T O T A L		
	BOYS	GIRLS	TOTAL	BOYS	GIRLS	TOTAL	BOYS	GIRLS	TOTAL	BOYS	GIRLS	TOTAL
BANER	8017	3951	11968	6972	3359	10331	7807	3951	11758	22796	11261	34057
BANWAR	5595	5292	10887	5978	5318	11296	7829	7270	15099	19402	17880	37282
BANSWARA	3831	2686	6517	3653	2611	6264	4655	3253	7908	12139	8550	20689
BANWAR	2227	1933	4160	2191	1804	3995	2695	2221	4916	7113	5958	13071
BANWAR	6115	2723	8838	5437	2337	7774	6283	2795	9078	17835	7855	25690
BANWAR	3521	3383	6904	3644	3299	6943	4333	3909	8242	11498	10591	22089
BANWAR	8058	3370	11428	6900	2903	9803	7509	3518	11027	22467	9791	32258
BANWAR	3567	3436	7003	4153	2277	6430	4317	2842	7159	12037	8555	20592
BANWAR	2348	1574	3922	2323	1349	3672	2746	1715	4461	7417	4638	12055
BANWAR	3930	2223	6153	3534	2071	5605	4072	2390	6462	11536	6684	18220
BANWAR	4447	2470	6917	4074	2734	6808	4844	4137	8981	13365	9341	22706
BANWAR	3199	3339	6538	3189	3160	6349	4403	4299	8702	10791	10798	21589
BANWAR	2703	2768	5471	2532	2498	5030	2761	2620	5381	7996	7886	15882
BANWAR	4486	3174	7660	3972	2891	6863	5249	3888	9137	13707	9953	23660
BANWAR	3279	2435	5714	3368	2549	5917	4101	3688	7789	10748	8672	19420
BANWAR	8609	8611	17220	9373	9308	18681	13313	11919	25232	31295	29838	61133
BANWAR	1432	332	1764	1288	259	1547	1626	398	2024	4346	989	5335
BANWAR	3773	2128	5901	4013	1805	5818	4802	1948	6750	12588	5881	18469
BANWAR	3287	2415	5702	2959	2027	4986	3290	2028	5318	9536	6470	16006
BANWAR	2997	3153	6150	3477	3602	7079	4429	4889	9318	10903	11644	22547
BANWAR	5473	3852	9325	5493	3647	9140	7253	4424	11677	18219	11923	30142
BANWAR	2170	1794	3964	2202	1876	4078	2768	2492	5260	7140	6162	13302
BANWAR	6328	4420	10748	6767	4800	11567	7962	5705	13667	21057	14925	35982
BANWAR	6476	3451	9927	6565	3236	9801	8532	3942	12474	21573	10629	32202
BANWAR	3513	1769	5282	3294	1693	4987	3770	2181	5951	10577	5643	16220
BANWAR	2147	1570	3717	2204	1467	3671	3071	2116	5187	7422	5153	12575
BANWAR	3408	2858	6266	3255	2892	6147	3930	3424	7354	10593	9174	19767
BANWAR	3986	4247	8233	4456	4742	9198	5254	6603	11857	13696	15592	29288
BANWAR	3597	1742	5339	3198	1360	4558	3907	1796	5703	10702	4898	15600
BANWAR	2745	2127	4872	2704	1777	4481	3566	2434	6000	9015	6338	15353
BANWAR	9545	5273	14818	8108	4690	12798	8781	5173	13954	26434	15136	41570
BANWAR	2645	2447	5092	2528	2170	4698	3756	3257	7013	8929	7874	16803
BANWAR	2069	1296	3365	1632	827	2459	2219	1464	3683	5920	3587	9507
<b>AND TOTAL</b>	<b>139523</b>	<b>98242</b>	<b>237765</b>	<b>135436</b>	<b>93338</b>	<b>228774</b>	<b>165833</b>	<b>118689</b>	<b>284522</b>	<b>440792</b>	<b>310269</b>	<b>751061</b>

DISTRICT	9th CLASS			10th CLASS			11th CLASS			12th CLASS			(TOTAL 9 - 12)			(TOTAL 6th TO 12TH)		
	BOYS	GIRLS	TOTAL	BOYS	GIRLS	TOTAL	BOYS	GIRLS	TOTAL	BOYS	GIRLS	TOTAL	BOYS	GIRLS	TOTAL	BOYS	GIRLS	TOTAL
	11964	6939	18903	8234	4795	13029	7871	4467	12338	5237	3213	8450	33306	19414	52720	56102	30675	86777
	13018	12157	25175	11107	9562	20669	14932	8705	23637	8778	5534	14312	47835	35958	83793	67237	53838	121075
BARA	12999	9667	22666	10419	7760	18179	6240	4317	10557	4622	2745	7367	34280	24489	58769	46419	33039	79458
	3987	2653	6640	3217	2304	5521	3389	1571	4960	1751	923	2674	12344	7451	19795	19457	13409	32866
BANSWARA	12888	5361	18249	8844	3957	12801	6293	2410	8703	3766	1436	5202	31791	13164	44955	49626	21019	70645
BUNDELKHAND	8054	5627	13681	6149	4626	10775	8794	4495	13289	5494	3413	8907	28491	18161	46652	39989	28752	68741
CHITTOOR	13548	8036	21584	8711	5354	14065	6746	4153	10899	4632	2695	7327	33637	20238	53875	56104	30029	86133
DEWAS	8004	3567	11571	5397	3029	8426	3407	5235	8642	3849	1958	5807	20657	13789	34446	32694	22344	55038
	5531	3698	9229	3910	2387	6297	4139	2138	6277	2527	1355	3882	16107	9578	25685	23524	14216	37740
DURGARH	8262	5395	13657	5628	3788	9416	3985	2667	6652	2619	1878	4497	20494	13728	34222	32030	20412	52442
	8089	6574	14663	6714	5903	12617	6584	3981	10565	3886	2414	6300	25273	18872	44145	38638	28213	66851
	7490	6038	13528	6389	5056	11445	9217	3888	13105	4961	1991	6952	28057	16973	45030	38848	27771	66619
JAIPUR	4236	3384	7620	3561	2726	6287	3994	2018	6012	2513	1403	3916	14304	9531	23835	22300	17417	39717
JALMER	8932	7520	16452	7276	6485	13761	4399	3469	7868	3556	2336	5892	24163	19810	43973	37870	29763	67633
JODHPUR	5474	5530	11004	4636	4812	9448	4810	3408	8218	2793	2253	5046	17713	16003	33716	28461	24675	53136
KANWAR	15319	16638	31957	15947	15126	31073	17065	11927	28992	12392	8408	20800	60723	52099	112822	92018	81937	173955
	2403	485	2888	1835	445	2280	1340	255	1595	905	174	1079	6483	1359	7842	10829	2348	13177
KOTA	9750	3696	13446	6350	2680	9030	3916	1427	5343	2469	875	3344	22485	8678	31163	35073	14559	49632
MALWA	7049	4297	11346	5301	3156	8457	4306	2446	6752	2812	1605	4417	19468	11504	30972	29004	17974	46978
MERWARA	6486	7565	14051	5658	6495	12153	5907	5059	10966	3850	3360	7210	21901	22479	44380	32804	34123	66927
MUNDAWARA	13931	7129	21060	11181	5564	16745	8041	3236	11277	5780	2132	7912	38933	18061	56994	57152	29984	87136
	4160	3880	8040	3296	3115	6411	3868	3010	6878	2239	2137	4376	13563	12142	25705	20703	18304	39007
NAGARKANANA	15365	9607	24972	10629	7293	17922	9769	4008	13777	7207	3127	10334	42970	24035	67005	64027	38960	102987
	13398	6852	20250	8458	4443	12901	5781	2945	8726	3754	1897	5651	31391	16137	47528	52964	26766	79730
NARWARA	8004	4975	12979	6487	3714	10201	2328	1603	3931	1656	1110	2766	18475	11402	29877	29052	17045	46097
NETAJI SUBRAMANIAM	4129	2484	6613	3688	2580	6268	5656	1958	7614	3332	1036	4368	16805	8058	24863	24227	13211	37438
GANGANAGA	6077	5280	11357	4791	4440	9231	4155	3131	7286	2820	2324	5144	17843	15175	33018	28436	24349	52785
	8030	8621	16651	6708	7223	13931	9419	7145	16564	5989	4607	10596	30146	27596	57742	43842	43188	87030
PHALWARA	6596	2696	9292	4043	1638	5681	3117	1068	4185	2011	671	2682	15767	6073	21840	26469	10971	37440
	7118	4526	11644	5545	3442	8987	6482	2850	9332	3725	1783	5508	22870	12601	35471	31885	18939	50824
RAJGARH	14986	10936	25922	9821	7204	17025	5557	3677	9234	4198	2821	7019	34562	24638	59200	60996	39774	100770
	4867	3286	8153	4190	2525	6715	6620	2047	8667	3473	1139	4612	19150	8997	28147	28079	16871	44950
RAJGARH	4996	3498	8494	3773	2455	6228	1986	1247	3233	1538	761	2299	12293	7961	20254	18213	11548	29761
TOTAL	285140	198597	483737	217893	156082	373975	200113	115961	316074	131134	75514	206648	834280	546154	1380434	1275072	856423	2131495

DISTRICT	6th CLASS			7th CLASS			8th CLASS			T O T A L		
	BOYS	GIRLS	TOTAL	BOYS	GIRLS	TOTAL	BOYS	GIRLS	TOTAL	BOYS	GIRLS	TOTAL
AJMER	701	692	1393	699	134	833	919	895	1814	2319	1721	4040
ALWAR	51	57	108	38	101	139	57	122	179	146	280	426
BANSWARA	0	0	0	0	0	0	0	0	0	0	0	0
BARAN	0	0	0	0	0	0	0	0	0	0	0	0
BARMER	0	0	0	0	0	0	0	0	0	0	0	0
BHARTPUR	9	37	46	7	41	48	6	48	54	22	126	148
BHILWARA	131	193	324	148	297	445	199	303	502	478	793	1271
BIKANER	79	298	377	105	280	385	31	395	426	215	973	1188
BUNDI	0	0	0	0	0	0	0	0	0	0	0	0
CHITTORGARH	0	0	0	0	0	0	0	0	0	0	0	0
CHURU	116	111	227	70	79	149	61	53	114	247	243	490
DOUSA	0	0	0	0	0	0	0	0	0	0	0	0
DHOLPUR	0	0	0	0	0	0	0	0	0	0	0	0
DUNGARPUR	0	0	0	21	0	21	27	5	32	48	5	53
HANUMANGARH	70	46	116	72	55	127	101	82	183	243	183	426
JAIPUR	1012	388	1400	1033	382	1415	1153	448	1601	3198	1218	4416
JAISALMER	0	0	0	0	0	0	0	0	0	0	0	0
JALORE	0	0	0	0	0	0	0	0	0	0	0	0
JHALAWAR	0	0	0	0	0	0	0	0	0	0	0	0
JHUNJHUNU	366	470	836	480	570	1050	655	705	1360	1501	1745	3246
JODHPUR	408	204	612	517	173	690	583	262	845	1508	639	2147
KOTA	71	76	147	163	60	223	158	61	219	392	197	589
NAGAU	130	149	279	130	100	230	169	182	351	429	431	860
PALI	84	85	169	117	95	212	168	109	277	369	289	658
RAJSAMAND	0	0	0	0	0	0	0	0	0	0	0	0
SWAIMADHOPUR	0	0	0	0	0	0	0	0	0	0	0	0
SHRI GANGANAGAR	163	123	286	182	141	323	264	201	465	609	465	1074
SIKAR	306	244	550	364	268	632	412	357	769	1082	869	1951
SIROHI	0	83	83	0	75	75	0	83	83	0	241	241
TONK	0	0	0	0	0	0	0	0	0	0	0	0
UDAIPUR	337	262	599	319	320	639	375	356	731	1031	938	1969
KAROLI	0	0	0	0	0	0	0	0	0	0	0	0
PRATAPGARH	72	36	108	81	26	107	84	33	117	237	95	332
GRAND TOTAL	4106	3554	7660	4546	3197	7743	5422	4700	10122	14074	11451	25525

OFFICE OF THE DIRECTOR, SECONDARY EDUCATION, JALAS HAN, BIKANER																			
DISTRICT WISE AND CLASS WISE ENROLMENT, YEAR 2009-10																			
(AIDED)																			
DISTRICT	9th CLASS			10th CLASS			11th CLASS			12th CLASS			(TOTAL 9 - 12)			(TOTAL 6th TO 12th)	BOYS	GIRLS	TOTAL
	BOYS	GIRLS	TOTAL	BOYS	GIRLS	TOTAL	BOYS	GIRLS	TOTAL	BOYS	GIRLS	TOTAL	BOYS	GIRLS	TOTAL				
ALWAR	1405	1413	2818	1373	1279	2652	1486	1255	2741	1316	1218	2534	5580	5165	10745	7899	6886	14785	
BANSWARA	147	229	376	239	247	486	725	768	1493	675	777	1452	1786	2021	3807	1932	2301	4233	
BHILWARA	0	0	0	0	0	0	0	0	0	0	0	0	0	0	0	0	0	0	
BUNDELKHANDI	0	0	0	0	0	0	0	0	0	0	0	0	0	0	0	0	0	0	
CHITRAKOOT	0	0	0	0	0	0	0	0	0	0	0	0	0	0	0	0	0	0	
CHITRAKOOT	14	228	242	22	201	223	79	450	529	70	362	432	185	1241	1426	207	1367	1574	
DEWAS	536	490	1026	461	456	917	700	624	1324	597	555	1152	2294	2125	4419	2772	2918	5690	
DHOLPUR	117	327	444	233	210	443	141	99	240	97	215	312	588	851	1439	803	1824	2627	
DURGAPUR	0	0	0	0	0	0	0	0	0	0	0	0	0	0	0	0	0	0	
DURGAPUR	0	0	0	0	0	0	0	0	0	0	0	0	0	0	0	0	0	0	
DURGAPUR	98	136	234	104	139	243	423	343	766	570	350	920	1195	968	2163	1442	1211	2653	
DURGAPUR	0	0	0	0	0	0	0	0	0	0	0	0	0	0	0	0	0	0	
DURGAPUR	0	0	0	0	0	0	0	0	0	0	0	0	0	0	0	0	0	0	
DURGAPUR	61	2	63	42	15	57	118	31	149	73	33	106	294	81	375	342	86	428	
DURGAPUR	159	136	295	249	191	440	518	472	990	448	322	770	1374	1121	2495	1617	1304	2921	
DURGAPUR	2181	1207	3388	2263	1102	3365	3035	1037	4072	3268	1053	4321	10747	4399	15146	13945	5617	19562	
DURGAPUR	0	0	0	0	0	0	0	0	0	0	0	0	0	0	0	0	0	0	
DURGAPUR	0	0	0	0	0	0	0	0	0	0	0	0	0	0	0	0	0	0	
DURGAPUR	0	0	0	0	0	0	0	0	0	0	0	0	0	0	0	0	0	0	
DURGAPUR	785	983	1768	1004	1118	2122	1879	1760	3639	1863	1628	3491	5531	5489	11020	7032	7234	14266	
DURGAPUR	1140	430	1570	1256	432	1688	2631	713	3344	2210	653	2863	7237	2228	9465	8745	2867	11612	
DURGAPUR	230	70	300	254	75	329	246	39	285	116	61	177	846	245	1091	1238	442	1680	
DURGAPUR	281	183	464	407	156	563	247	107	354	271	80	351	1206	526	1732	1635	957	2592	
DURGAPUR	434	211	645	299	150	449	571	302	873	429	216	645	1733	879	2612	2102	1168	3270	
DURGAPUR	0	0	0	0	0	0	0	0	0	0	0	0	0	0	0	0	0	0	
DURGAPUR	0	0	0	0	0	0	0	0	0	0	0	0	0	0	0	0	0	0	
DURGAPUR	688	448	1136	826	647	1473	2021	920	2941	1886	918	2804	5421	2933	8354	6030	3398	9432	
DURGAPUR	432	458	890	563	400	963	1361	684	2045	1046	587	1633	3402	2129	5531	4484	2998	7479	
DURGAPUR	0	88	88	0	106	106	0	34	34	0	31	31	0	259	259	0	500	759	
DURGAPUR	0	0	0	0	0	0	0	0	0	0	0	0	0	0	0	0	0	0	
DURGAPUR	718	551	1269	638	507	1145	933	668	1601	779	606	1385	3068	2332	5400	4099	3270	7369	
DURGAPUR	0	0	0	0	0	0	0	0	0	0	0	0	0	0	0	0	0	0	
DURGAPUR	276	64	340	131	43	174	158	77	235	117	45	162	682	229	911	919	324	1243	
TOTAL	9702	7654	17356	10364	7474	17838	17272	10383	27655	15831	9710	25541	53169	35221	88390	67243	46672	113912	

DISTRICT	6th CLASS			7th CLASS			8th CLASS			T O T A L		
	BOYS	GIRLS	TOTAL	BOYS	GIRLS	TOTAL	BOYS	GIRLS	TOTAL	BOYS	GIRLS	TOTAL
AJMER	5578	3506	9084	5363	3307	8670	5963	3404	9367	16904	10217	27121
ALWAR	13736	7691	21427	13621	7582	21203	17355	9084	26439	44712	24357	69069
BANSWARA	1379	842	2221	1337	773	2110	1374	774	2148	4090	2389	6479
BARAN	3019	1826	4845	3081	1691	4772	4673	2289	6962	10773	5806	16579
BARMER	2788	1237	4025	2783	1039	3822	2983	1133	4116	8554	3409	11963
BHARTPUR	8423	4396	12819	8936	4324	13260	9708	4235	13943	27067	12955	40022
BHILWARA	1937	1161	3098	1884	1032	2916	2100	1182	3282	5921	3375	9296
BIKANER	4650	3442	8092	5462	2455	7917	4930	4221	9151	15042	10118	25160
BUNDI	1911	1013	2924	2021	1105	3126	2757	1210	3967	6689	3328	10017
CHITTORGARH	1268	686	1954	1352	724	2076	1402	718	2120	4022	2128	6150
CHURU	4515	2465	6980	4060	2576	6636	4562	4076	8638	13137	9117	22254
DOUSA	6645	3407	10052	6665	3459	10124	9431	4142	13573	22741	11008	33749
DHOLPUR	3589	1800	5389	3724	1765	5489	4865	2132	6997	12178	5697	17875
DUNGARPUR	638	394	1032	669	357	1026	724	397	1121	2031	1148	3179
HANUMANGARH	7220	5211	12431	7029	4959	11988	8395	5582	13977	22644	15752	38396
JAIPUR	29154	17489	46643	30664	17456	48120	37405	21066	58471	97223	56011	153234
JAISALMER	564	226	790	560	205	765	627	239	866	1751	670	2421
JALORE	3060	1066	4126	3174	1037	4211	3476	964	4440	9710	3067	12777
JHALAWAR	2251	1237	3488	2263	1244	3507	2749	1351	4100	7263	3832	11095
JHUNJHUNU	17366	10815	28181	16586	10115	26701	15643	9519	25162	49595	30449	80044
JODHPUR	9560	4804	14364	9386	4406	13792	10207	4604	14811	29153	13814	42967
KOTA	5752	3867	9619	6232	3978	10210	7741	4661	12402	19725	12506	32231
NAGAU	11510	5802	17312	11404	5252	16656	12267	5180	17447	35181	16234	51415
PALI	3129	1711	4840	3207	1733	4940	3568	1707	5275	9904	5151	15055
RAJSAMAND	1151	670	1821	1125	655	1780	1072	736	1808	3348	2061	5409
SWAIMADHOPUR	4435	2141	6576	4657	2055	6712	6247	2399	8646	15339	6595	21934
SHRI GANGANAGAR	5276	3418	8694	5339	3657	8996	6626	4296	10922	17241	11371	28612
SIKAR	17857	11760	29617	18119	11069	29188	21968	11036	33004	57944	33865	91809
SIROHI	1179	378	1557	1230	372	1602	899	238	1137	3308	988	4296
TONK	3467	1717	5184	3583	1640	5223	4525	1868	6393	11575	5225	16800
UDAIPUR	4026	2477	6503	4046	2615	6661	4016	2404	6420	12088	7496	19584
KAROLI	6025	2792	8817	6069	2688	8757	7994	3320	11314	20088	8800	28888
PRATAPGARH	421	276	697	440	257	697	345	301	646	1206	834	2040
GRAND TOTAL	193479	111723	305202	196071	107582	303653	228597	120468	349065	618147	339773	957920



## OFFICE OF THE DIRECTOR, SECONDARY EDUCATION, RAJASTHAN, BIKANER]

## [DISTRICT WISE AND CLASS WISE ENROLMENT, YEAR 2009-10

(NON AIDED)]

DISTRICT	9th CLASS			10th CLASS			11th CLASS			12th CLASS			(TOTAL 9 - 12)			(TOTAL 6th TO 12TH)		
	BOYS	GIRLS	TOTAL	BOYS	GIRLS	TOTAL	BOYS	GIRLS	TOTAL	BOYS	GIRLS	TOTAL	BOYS	GIRLS	TOTAL	BOYS	GIRLS	TOTAL
BIKANER	6428	3295	9723	5788	3023	8811	2887	1638	4525	2212	1415	3627	17315	9371	26686	34219	19588	53807
BANSWARA	21884	11424	33308	28460	12613	41073	15758	7364	23122	13084	5198	18282	79186	36599	115785	123898	60956	184854
BARAN	1572	849	2421	1447	800	2247	460	290	750	370	252	622	3849	2191	6040	7939	4580	12519
BHARATPUR	5431	2482	7913	6031	2586	8617	2618	1367	3985	2230	1038	3268	16310	7473	23783	27083	13279	40362
BHILAIKOT	4155	1244	5399	3604	1095	4699	1323	406	1729	939	318	1257	10021	3063	13084	18575	6472	25047
BHILWARA	13134	5798	18932	17340	7786	25126	8550	3571	12121	7965	3089	11054	46989	20244	67233	74056	33199	107255
BHILWARA	2424	1089	3513	1915	916	2831	552	358	910	460	335	795	5351	2698	8049	11272	6073	17345
BHILWARA	5885	6772	12657	9217	5065	14282	5049	805	5854	3754	1177	4931	23905	13819	37724	38947	23937	62884
BHILWARA	3663	1382	5045	3563	1479	5042	1470	595	2065	1197	401	1598	9893	3857	13750	16582	7185	23767
BHILWARA	1654	758	2412	1498	678	2176	453	179	632	314	150	464	3919	1765	5684	7941	3893	11834
BHILWARA	8528	6477	15005	7271	5809	13080	4806	3357	8163	3273	2261	5534	23878	17904	41782	37015	27021	64036
BHILWARA	10126	4746	14872	15541	5689	21230	8675	4186	12861	6576	2586	9162	40918	17207	58125	63659	28215	91874
BHILWARA	5723	2334	8057	6454	2357	8811	2569	887	3456	1976	511	2487	16722	6089	22811	28900	11786	40686
BHILWARA	744	340	1084	624	285	909	190	111	301	152	88	240	1710	824	2534	3741	1972	5713
BHILWARA	9877	6749	16626	12321	7514	19835	7036	5211	12247	6388	4576	10964	35622	24050	59672	58266	39802	98068
BHILWARA	36568	21473	58041	48565	24142	72707	22724	15275	37999	15552	11519	27071	123409	72409	195818	220632	128420	349052
BHILWARA	730	248	978	593	209	802	246	139	385	110	93	203	1679	689	2368	3430	1359	4798
BHILWARA	4446	1133	5579	3473	945	4418	1138	419	1557	695	172	867	9752	2669	12421	19462	5736	25198
BHILWARA	3243	1245	4488	3494	1163	4657	1320	504	1824	1168	354	1522	9225	3266	12491	16488	7098	23586
BHILWARA	16837	8605	25442	23500	10082	33582	17811	9651	27462	17020	7704	24724	75168	36042	111210	124763	66491	191254
BHILWARA	13800	5494	19294	15667	5823	21490	7838	2831	10669	6279	2175	8454	43584	16323	59907	72737	30137	102874
BHILWARA	8071	4722	12793	9683	5286	14969	8792	4122	12914	8294	3126	11420	34840	17256	52096	54565	29762	84324
BHILWARA	18029	7423	25452	18245	6668	24913	7567	3020	10587	6149	2210	8359	49990	19321	69311	85171	35555	120726
BHILWARA	4488	2052	6540	3630	1567	5197	1597	612	2209	1088	434	1522	10803	4665	15468	20707	9816	30521
BHILWARA	1081	611	1692	787	559	1346	194	131	325	162	124	286	2224	1425	3649	5572	3486	9058
BHILWARA	6521	2449	8970	8308	2715	11023	3795	1532	5327	3170	1192	4362	21794	7888	29682	37133	14483	51616
BHILWARA	8231	5564	13795	10635	6926	17561	5117	4123	9240	4911	3829	8740	28894	20442	49336	46135	31813	77948
BHILWARA	21736	12598	34334	24193	13708	37901	19972	12288	32260	21666	13345	35011	87567	51939	139506	145511	85804	231315
BHILWARA	1260	333	1593	928	268	1196	96	74	170	73	63	136	2357	738	3095	5665	1726	7390
BHILWARA	5646	2303	7949	6397	2205	8602	2481	1131	3612	2117	863	2980	16641	6502	23143	28216	11727	39943
BHILWARA	4905	2727	7632	4552	2648	7200	3056	1773	4829	2556	1667	4223	15069	8815	23884	27157	16311	43468
BHILWARA	8797	3459	12256	10819	3914	14733	4064	1897	5961	3212	1117	4329	26892	10387	37279	46980	19187	66167
BHILWARA	559	357	916	316	260	576	70	67	137	35	58	93	980	742	1722	2186	1576	3762
TOTAL	266176	138535	404711	314859	146783	461642	170274	89914	260188	145147	73440	218587	896456	448672	1345128	1514603	788445	2302000

DISTRICT	6th CLASS			7th CLASS			8th CLASS			T O T A L		
	BOYS	GIRLS	TOTAL	BOYS	GIRLS	TOTAL	BOYS	GIRLS	TOTAL	BOYS	GIRLS	TOTAL
AJMER	14296	8149	22445	13034	6800	19834	14689	8250	22939	42019	23199	65218
ALWAR	19382	13040	32422	19637	13001	32638	25241	16476	41717	64260	42517	106777
BANSWARA	5210	3528	8738	4990	3384	8374	6029	4027	10056	16229	10939	27168
BARAN	5246	3759	9005	5272	3495	8767	7368	4510	11878	17886	11764	29650
BARMER	8903	3960	12863	8220	3376	11596	9266	3928	13194	26389	11264	37653
BHARTPUR	11953	7816	19769	12587	7664	20251	14047	8192	22239	38587	23672	62259
BHILWARA	10126	4724	14850	8932	4232	13164	9808	5003	14811	28866	13959	42825
BIKANER	8296	7176	15472	9720	5012	14732	9278	7458	16736	27294	19646	46940
BUNDI	4259	2587	6846	4344	2454	6798	5503	2925	8428	14106	7966	22072
CHITTORGARH	5198	2909	8107	4886	2795	7681	5474	3108	8582	15558	8812	24370
CHURU	9059	5043	14102	8204	5389	13593	9467	8266	17733	26730	18698	45428
DOUSA	9844	6746	16590	9854	6619	16473	13834	8441	22275	33532	21806	55338
DHOLPUR	6292	4568	10860	6256	4263	10519	7626	4752	12378	20174	13583	33757
DUNGARPUR	5143	3571	8714	4662	3248	7910	6000	4290	10290	15805	11109	26914
HANUMANGARH	10569	7692	18261	10469	7563	18032	12597	9352	21949	33635	24607	58242
JAIPUR	38775	26488	65263	41070	27146	68216	51871	33433	85304	131716	87067	218783
JAISALMER	1996	558	2554	1848	464	2312	2253	637	2890	6097	1659	7756
JALORE	6833	3194	10027	7187	2842	10029	8278	2912	11190	22298	8948	31246
JHALAWAR	5538	3652	9190	5222	3271	8493	6039	3379	9418	16799	10302	27101
JHUNJHUNU	20729	14438	35167	20543	14287	34830	20727	15113	35840	61999	43838	105837
JODHPUR	15441	8860	24301	15396	8226	23622	18043	9290	27333	48880	26376	75256
KOTA	7993	5737	13730	8597	5914	14511	10667	7214	17881	27257	18865	46122
NAGAUR	17968	10371	28339	18301	10152	28453	20398	11067	31465	56667	31590	88257
PALI	9689	5247	14936	9889	5064	14953	12268	5758	18026	31846	16069	47915
RAJSAMAND	4664	2439	7103	4419	2348	6767	4842	2917	7759	13925	7704	21629
SWAIMADHOPUR	6582	3711	10293	6861	3522	10383	9318	4515	13833	22761	11748	34509
SHRI GANGANAGAR	8847	6399	15246	8776	6690	15466	10820	7921	18741	28443	21010	49453
SIKAR	22149	16251	38400	22939	16079	39018	27634	17996	45630	72722	50326	123048
SIROHI	4776	2203	6979	4428	1807	6235	4806	2117	6923	14010	6127	20137
TONK	6212	3844	10056	6287	3417	9704	8091	4302	12393	20590	11563	32153
UDAIPUR	13908	8012	21920	12473	7625	20098	13172	7933	21105	39553	23570	63123
KAROLI	8670	5239	13909	8597	4858	13455	11750	6577	18327	29017	16674	45691
PRATAPGARH	2562	1608	4170	2153	1110	3263	2648	1798	4446	7363	4516	11879
GRAND TOTAL	337108	213519	550627	336053	204117	540170	399852	243857	643709	1073013	661493	1734506

## OFFICE OF THE DIRECTOR, SECONDARY EDUCATION, RAJASTHAN, BIKANER

## DISTRICT WISE AND CLASS WISE ENROLMENT, YEAR 2009-10

(CONSOLIDATED)

DISTRICT	9th CLASS			10th CLASS			11th CLASS			12th CLASS			(TOTAL 9 - 12)			(TOTAL 6th TO 12TH)		
	BOYS	GIRLS	TOTAL	BOYS	GIRLS	TOTAL	BOYS	GIRLS	TOTAL	BOYS	GIRLS	TOTAL	BOYS	GIRLS	TOTAL			
BIKANER	19797	11647	31444	15395	9097	24492	12244	7360	19604	8765	5846	14611	56201	33950	90151	98220	57149	155269
BRAHMAPUR	35049	23810	58859	39806	22422	62228	31415	16837	48252	22537	11509	34046	128807	74578	203385	193067	117095	310162
BUNARA	14571	10516	25087	11866	8560	20426	6700	4607	11307	4992	2997	7989	38129	26680	64809	54358	37619	91977
BUNAWAR	9418	5135	14553	9248	4890	14138	6007	2938	8945	3981	1961	5942	28654	14924	43578	46540	26688	73222
BUNAWAR	17043	6605	23648	12448	5052	17500	7616	2816	10432	4705	1754	6459	41812	16227	58039	68201	27491	95692
BUNAWAR	21202	11653	32855	23511	12613	36124	17423	8516	25939	13529	6864	20393	75665	39646	115311	114252	63318	177570
BUNAWAR	16508	9615	26123	11087	6726	17813	7998	5135	13133	5689	3585	9274	41282	25061	66343	70148	39020	109168
BUNAWAR	14006	10666	24672	14847	8304	23151	8597	6139	14736	7700	3350	11050	45150	28459	73609	72444	48105	120549
BUNAWAR	9194	5080	14274	7473	3866	11339	5609	2733	8342	3724	1756	5480	26000	13435	39435	40106	21401	61507
BUNAWAR	9916	6153	16069	7126	4466	11592	4438	2846	7284	2933	2028	4961	24413	15493	39906	39971	24305	64271
BUNAWAR	16715	13187	29902	14089	11851	25940	11813	7681	19494	7729	5025	12754	50346	37744	88090	77076	56442	133511
BUNAWAR	17616	10784	28400	21930	10745	32675	17892	8074	25966	11537	4577	16114	68975	34180	103155	102507	55986	158493
BUNAWAR	9959	5718	15677	10015	5083	15098	6563	2905	9468	4489	1914	6403	31026	15620	46646	51200	29203	80400
BUNAWAR	9737	7862	17599	7942	6785	14727	4707	3611	8318	3781	2457	6238	26167	20715	46882	41972	31824	73701
BUNAWAR	15510	12415	27925	17206	12517	29723	12364	9091	21455	9629	7151	16780	54709	41174	95883	88344	65781	154121
BUNAWAR	54068	39318	93386	66775	40370	107145	42824	28239	71063	31212	20980	52192	194879	128907	323786	326595	215974	542569
BUNAWAR	3133	733	3866	2428	654	3082	1586	394	1980	1015	267	1282	8162	2048	10210	14259	3707	17907
BUNAWAR	14196	4829	19025	9823	3625	13448	5054	1846	6900	3164	1047	4211	32237	11347	43584	54535	20295	74820
BUNAWAR	10292	5542	15834	8795	4319	13114	5626	2950	8576	3980	1959	5939	28693	14770	43463	45492	25072	70564
BUNAWAR	24108	17153	41261	30162	17695	47857	25597	16470	42067	22733	12692	35425	102600	64010	166610	164599	107848	272447
BUNAWAR	28871	13053	41924	28104	11819	39923	18510	6780	25290	14269	4960	19229	89754	36612	126366	138634	62988	201622
BUNAWAR	12461	8672	21133	13233	8476	21709	12906	7171	20077	10649	5324	15973	49249	29643	78892	76506	48508	125011
BUNAWAR	33675	17213	50888	29281	14117	43398	17583	7135	24718	13627	5417	19044	94166	43882	138048	150833	75472	226305
BUNAWAR	18320	9115	27435	12387	6160	18547	7949	3859	11808	5271	2547	7818	43927	21681	65608	75773	37750	113523
BUNAWAR	9085	5586	14671	7274	4273	11547	2522	1734	4256	1818	1234	3052	20699	12827	33526	34624	20531	55151
BUNAWAR	10650	4933	15583	11996	5295	17291	9451	3490	12941	6502	2228	8730	38599	15946	54545	61360	27694	89051
BUNAWAR	14996	11292	26288	16252	12013	28265	11293	8174	19467	9617	7071	16688	52158	38550	90708	80601	59560	140161
BUNAWAR	30198	21677	51875	31464	21331	52795	30752	20117	50869	28701	18539	47240	121115	81664	202779	193837	131990	325821
BUNAWAR	7856	3117	10973	4971	2012	6983	3213	1176	4389	2084	765	2849	18124	7070	25194	32134	13197	45331
BUNAWAR	12764	6829	19593	11942	5647	17589	8963	3981	12944	5842	2646	8488	39511	19103	58614	60101	30666	90767
BUNAWAR	20609	14214	34823	15011	10359	25370	9546	6118	15664	7533	5094	12627	52699	35785	88484	92252	59355	151607
BUNAWAR	13664	6745	20409	15009	6439	21448	10684	3944	14628	6685	2256	8941	46042	19384	65426	75059	36058	111117
BUNAWAR	5831	3919	9750	4220	2758	6978	2214	1391	3605	1690	864	2554	13955	8932	22887	21318	13448	34766
TOTAL	561018	344786	905804	543116	310339	853455	387659	216258	603917	292112	158664	450776	1783905	1030047	2813952	22856918	1691540	4548451

DISTRICT	GOVERNMENT			AIDED SCHOOL			UN-AIDED SCHOOLS			GRAND TOTAL		
	BOYS	GIRLS	TOTAL	BOYS	GIRLS	TOTAL	BOYS	GIRLS	TOTAL	BOYS	GIRLS	TOTAL
AJMER	4761	2001	6762	259	204	463	2281	1158	3439	7301	3363	10664
ALWAR	7086	5741	12827	0	0	0	6965	3621	10586	14051	9362	23413
BANSWARA	943	729	1672	0	0	0	237	110	347	1180	839	2019
BARAN	2177	1493	3670	0	0	0	1524	651	2175	3701	2144	5845
BARMER	4201	1580	5781	0	0	0	806	354	1160	5007	1934	6941
BHARTPUR	4550	3177	7727	0	0	0	4498	2085	6583	9048	5262	14310
BHILWARA	4315	2013	6328	0	0	0	705	289	994	5020	2302	7322
BIKANER	4080	1794	5874	3	136	139	1935	1434	3369	6018	3364	9382
BUNDI	2196	1221	3417	0	0	0	738	348	1086	2934	1569	4503
CHITTORGAR	2465	1506	3971	0	0	0	727	303	1030	3192	1809	5001
CHURU	5175	3059	8234	0	0	0	3878	2299	6177	9053	5358	14411
DOUSA	3673	2649	6322	0	0	0	3552	1385	4937	7225	4034	11259
DHOLPUR	1891	1510	3401	0	0	0	2478	1085	3563	4369	2595	6964
DUNGARPUR	733	673	1406	0	0	0	128	62	190	861	735	1596
HANUMANGAR	5056	4213	9269	0	0	0	3575	1920	5495	8631	6133	14764
JAIPUR	6580	5877	12457	0	0	0	12411	7630	20041	18991	13507	32498
JAISALMER	1206	261	1467	0	0	0	170	49	219	1376	310	1686
JALORE	3879	1604	5483	0	0	0	940	299	1239	4819	1903	6722
JHALAWAR	2481	1350	3831	0	0	0	948	439	1387	3429	1789	5218
JHUNJHUNU	2702	2810	5512	17	5	22	4812	2214	7026	7531	5029	12560
JODHPUR	5232	2060	7292	0	19	19	2395	1197	3592	7627	3276	10903
KOTA	2464	1827	4291	0	0	0	3256	1605	4861	5720	3432	9152
NAGAU	6291	1902	8193	0	0	0	3904	1346	5250	10195	3248	13443
PALI	5119	2530	7649	0	0	0	1461	688	2149	6580	3218	9798
RAJSAMAND	1406	753	2159	0	0	0	329	173	502	1735	926	2661
S.M.	2597	1208	3805	0	0	0	3090	1515	4605	5687	2723	8410
SHRIGANGA.	5576	4560	10136	0	0	0	4116	2688	6804	9692	7248	16940
SIKAR	4858	4067	8925	37	24	61	12351	7193	19544	17246	11284	28530
SIROHI	3930	1271	5201	0	0	0	334	36	370	4264	1307	5571
TONK	2833	1726	4559	0	0	0	2063	845	2908	4896	2571	7467
UDAIPUR	2313	2094	4407	17	36	53	1247	606	1853	3577	2736	6313
KAROLI	3383	1823	5206	0	0	0	4001	1440	5441	7384	3263	10647
PRATAPGAR	668	504	1172	0	0	0	198	108	306	866	612	1478
TOTAL	116820	71586	188406	333	424	757	92053	47175	139228	209206	119185	328391

SECONDARY)

DISTRICT	GOVERNMENT			AIDED SCHOOL			UN-AIDED SCHOOLS			GRAND TOTAL		
	BOYS	GIRLS	TOTAL	BOYS	GIRLS	TOTAL	BOYS	GIRLS	TOTAL	BOYS	GIRLS	TOTAL
AJMER	7454	4627	12081	1311	1314	2625	1653	947	2600	10418	6888	17306
ALWAR	10053	6054	16107	258	293	551	6020	3035	9055	16331	9382	25713
BANSWARA	1315	821	2136	0	0	0	120	49	169	1435	870	2305
BARAN	2260	944	3204	0	0	0	1943	822	2765	4203	1766	5969
BARMER	4193	1158	5351	0	0	0	558	201	759	4751	1359	6110
BHARTPUR	6881	3025	9906	34	134	168	4725	2028	6753	11640	5187	16827
BHILWARA	5845	2759	8604	195	176	371	218	86	304	6258	3021	9279
BIKANER	848	413	1261	5	3	8	381	242	623	1234	658	1892
BUNDI	2348	1185	3533	0	0	0	1030	353	1383	3378	1538	4916
CHITTORGAR	3182	1515	4697	0	0	0	251	116	367	3433	1631	5064
CHURU	4076	2369	6445	41	8	49	5388	2927	8315	9505	5304	14809
COOSA	7217	2849	10066	0	0	0	5804	2636	8440	13021	5485	18506
DHOLPUR	2653	1241	3894	0	0	0	1275	460	1735	3928	1701	5629
DUNGARPUR	1041	759	1800	14	0	14	119	61	180	1174	820	1994
HANUMANGAR	4967	3393	8360	228	156	384	4512	2845	7357	9707	6394	16101
JAIPUR	14811	9869	24680	1673	674	2347	14966	8262	23228	31450	18805	50255
JAISALMER	1207	166	1373	0	0	0	100	74	174	1307	240	1547
JALORE	4650	1205	5855	0	0	0	718	233	951	5368	1438	6806
JHALAWAR	2639	1216	3855	0	0	0	594	255	849	3233	1471	4704
JHUNJHUNU	4505	4102	8607	864	882	1746	10195	5625	15820	15564	10609	26173
JODHPUR	5537	1885	7422	783	387	1170	2068	1003	3071	8388	3275	11663
KOTA	3721	2392	6113	132	89	221	5327	1930	7257	9180	4411	13591
NAGAUR	7980	2587	10567	119	22	141	3165	1364	4529	11264	3973	15237
PALI	6793	3028	9821	252	117	369	1088	513	1601	8133	3658	11791
RAJSAMAND	2530	1522	4052	0	0	0	91	81	172	2621	1603	4224
S.M.	3655	1221	4876	0	0	0	2231	273	2504	5886	1494	7380
SHRIGANGA	6567	5190	11757	678	509	1187	5371	3821	9192	12616	9520	22136
SIKAR	6542	4688	11230	239	262	501	11371	7035	18406	18152	11985	30137
SIROHI	1961	913	2874	0	70	70	59	96	155	2020	1079	3099
TONK	5022	1828	6850	0	0	0	1657	729	2386	6679	2557	9236
UDAIPUR	3284	2313	5597	321	329	650	843	478	1321	4448	3120	7568
KAROLI	5189	1632	6821	0	0	0	2717	897	3614	7906	2529	10435
PRATAPGAR	1222	609	1831	97	34	131	97	34	131	1416	677	2093
TOTAL	152148	79478	231626	7244	5459	12703	96655	49511	146166	256047	134448	390495

DISTRICT	GOVERNMENT			AIDED SCHOOL			UN-AIDED SCHOOLS			GRAND TOTAL		
	BOYS	GIRLS	TOTAL	BOYS	GIRLS	TOTAL	BOYS	GIRLS	TOTAL	BOYS	GIRLS	TOTAL
AJMER	12215	6628	18843	1570	1518	3088	3934	2105	6039	17719	10251	27970
ALWAR	17139	11795	28934	258	293	551	12985	6656	19641	30382	18744	49126
BANSWARA	2258	1550	3808	0	0	0	357	159	516	2615	1709	4324
BARAN	4437	2437	6874	0	0	0	3467	1473	4940	7904	3910	11814
BARMER	8394	2738	11132	0	0	0	1364	555	1919	9758	3293	13051
BHARTPUR	11431	6202	17633	34	134	168	9223	4113	13336	20688	10449	31137
BHILWARA	10160	4772	14932	195	176	371	923	375	1298	11278	5323	16601
BIKANER	4928	2207	7135	8	139	147	2316	1676	3992	7252	4022	11274
BUNDI	4544	2406	6950	0	0	0	1768	701	2469	6312	3107	9419
CHITTOGAR	5647	3021	8668	0	0	0	978	419	1397	6625	3440	10065
CHURU	9251	5428	14679	41	8	49	9266	5226	14492	18558	10662	29220
DOUSA	10890	5498	16388	0	0	0	9356	4021	13377	20246	9519	29765
DHOLPUR	4544	2751	7295	0	0	0	3753	1545	5298	8297	4296	12593
DUNGARPUR	1774	1432	3206	14	0	14	247	123	370	2035	1555	3590
HANUMANGAR	10023	7606	17629	228	156	384	8087	4765	12852	18338	12527	30865
JAIPUR	21391	15746	37137	1673	674	2347	27377	15892	43269	50441	32312	82753
JAISALMER	2413	427	2840	0	0	0	270	123	393	2683	550	3233
JALORE	8529	2809	11338	0	0	0	1658	532	2190	10187	3341	13528
JHALAWAR	5120	2566	7686	0	0	0	1542	694	2236	6662	3260	9922
JHUNJHUNU	7207	6912	14119	881	887	1768	15007	7839	22846	23095	15638	38733
JODHPUR	10769	3945	14714	783	406	1189	4463	2200	6663	16015	6551	22566
KOTA	6185	4219	10404	132	89	221	8583	3535	12118	14900	7843	22743
NAGAU	14271	4489	18760	119	22	141	7069	2710	9779	21459	7221	28680
PALI	11912	5558	17470	252	117	369	2549	1201	3750	14713	6876	21589
RAJSAMAND	3936	2275	6211	0	0	0	420	254	674	4356	2529	6885
S.M.	6252	2429	8681	0	0	0	5321	1788	7109	11573	4217	15790
SHRIGANGA	12143	9750	21893	678	509	1187	9487	6509	15996	22308	16768	39076
SIKAR	11400	8755	20155	276	286	562	23722	14228	37950	35398	23269	58667
SIROHI	5891	2184	8075	0	70	70	393	132	525	6284	2386	8670
TONK	7855	3554	11409	0	0	0	3720	1574	5294	11575	5128	16703
UDAIPUR	5597	4407	10004	338	365	703	2090	1084	3174	8025	5856	13881
KAROLI	8572	3455	12027	0	0	0	6718	2337	9055	15290	5792	21082
PRATAPGAR	1890	1113	3003	97	34	131	295	142	437	2282	1289	3571
TOTAL	268968	151064	420032	7577	5883	13460	188708	96686	285394	465253	253633	718886

DISTRICT	6th CLASS			7th CLASS			8th CLASS			T O T A L		
	BOYS	GIRLS	TOTAL	BOYS	GIRLS	TOTAL	BOYS	GIRLS	TOTAL	BOYS	GIRLS	TOTAL
AJMER	1853	917	2770	1542	753	2295	1652	875	2527	5047	2545	7592
ALWAR	1772	1526	3298	1902	1455	3357	2300	1934	4234	5974	4915	10889
BANSWARA	193	135	328	246	203	449	215	121	336	654	459	1113
BARAN	573	434	1007	580	375	955	658	384	1042	1811	1193	3004
BARMER	1240	414	1654	1117	356	1473	1172	402	1574	3529	1172	4701
BHARTPUR	1230	1079	2309	1268	912	2180	1548	1095	2643	4046	3086	7132
BHILWARA	1730	626	2356	1335	523	1858	1402	699	2101	4467	1848	6315
BIKANER	902	313	1215	668	197	865	716	605	1321	2286	1115	3401
BUNDI	544	334	878	483	270	753	599	346	945	1626	950	2576
CHITTORGARH	867	406	1273	665	337	1002	756	370	1126	2288	1113	3401
CHURU	1477	607	2084	1216	599	1815	1430	785	2215	4123	1991	6114
DOUSA	1079	864	1943	1102	827	1929	1450	904	2354	3631	2595	6226
DHOLPUR	722	603	1325	647	496	1143	579	474	1053	1948	1573	3521
DUNGARPUR	221	148	369	204	170	374	254	194	448	679	512	1191
HANUMANGARH	1556	1019	2575	1444	992	2436	1530	1248	2778	4530	3259	7789
JAIPUR	2715	2211	4926	2629	2104	4733	2907	2352	5259	8251	6667	14918
JAISALMER	351	76	427	299	54	353	366	80	446	1016	210	1226
JALORE	1067	465	1532	1009	339	1348	1204	393	1597	3280	1197	4477
JHALAWAR	718	447	1165	618	353	971	638	298	936	1974	1098	3072
JHUNJHUNU	920	752	1672	1030	809	1839	1168	1060	2228	3118	2621	5739
JODHPUR	1383	665	2048	1387	563	1950	1554	681	2235	4324	1909	6233
KOTA	871	550	1421	826	519	1345	944	603	1547	2641	1672	4313
NAGOUR	2042	687	2729	1974	541	2515	2028	513	2541	6044	1741	7785
PALI	1589	693	2282	1534	674	2208	1919	804	2723	5042	2171	7213
RAJSAMAND	581	241	822	447	254	701	547	343	890	1575	838	2413
SWAIMADHOPUR	728	333	1061	777	292	1069	954	425	1379	2459	1050	3509
SHRI GANGANAGAR	1820	1457	3277	1561	1319	2880	1755	1497	3252	5136	4273	9409
SIKAR	1412	1131	2543	1393	1139	2532	1688	1495	3183	4493	3765	8258
SIROHI	982	383	1365	810	302	1112	874	381	1255	2666	1066	3732
TONK	866	500	1366	765	375	1140	957	481	1438	2588	1356	3944
UDAIPUR	802	593	1395	777	608	1385	742	698	1440	2321	1899	4220
KAROLI	1024	674	1698	852	537	1389	1313	734	2047	3189	1945	5134
PRATAPGARH	181	139	320	166	112	278	215	166	381	562	417	979
GRAND TOTAL	36011	21422	57433	33273	19359	52632	38034	23440	61474	107318	64221	171539

DISTRICT	9th CLASS			10th CLASS			11th CLASS			12th CLASS			(TOTAL 9 - 12)			(TOTAL 6th TO 12TH)		
	BOYS	GIRLS	TOTAL	BOYS	GIRLS	TOTAL	BOYS	GIRLS	TOTAL	BOYS	GIRLS	TOTAL	BOYS	GIRLS	TOTAL			
BARAN	3075	1511	4586	1668	1036	2704	1446	958	2404	979	578	1557	7168	4083	11251	12215	6628	1884
BANSWARA	3601	2764	6365	2353	1617	3970	3325	1593	4918	1886	906	2792	11165	6880	18045	17139	11795	2892
BHARATPUR	540	416	956	451	324	775	374	216	590	239	135	374	1604	1091	2695	2258	1550	800
BHILAI	945	500	1445	733	405	1138	597	212	809	351	127	478	2626	1244	3870	4437	2437	687
BIKANER	2124	681	2805	1580	481	2061	1097	242	1339	64	162	226	4865	1566	6431	8394	2738	1113
BUNDELKUR	2168	1160	3328	1842	828	2670	2001	725	2726	1374	403	1777	7385	3116	10501	11431	6202	1763
CHITRAWARA	2384	1273	3657	1470	737	2207	1123	605	1728	716	309	1025	5693	2924	8617	10160	4772	1493
CHITTOOR	832	337	1169	735	326	1061	645	218	863	430	211	641	2642	1092	3734	4928	2207	715
DAHAD	1197	656	1853	734	356	1090	607	284	891	380	160	540	2918	1456	4374	4544	2406	695
DARGARH	1450	825	2275	944	544	1488	589	334	923	376	205	581	3359	1908	5267	5647	3021	866
DUNGAR	1925	1338	3263	1466	1095	2561	1112	672	1784	625	332	957	5128	3437	8565	9251	5428	1467
DUNGARPUR	2074	1142	3216	1835	911	2746	2185	567	2752	1165	283	1448	7259	2903	10162	10890	5498	1657
JAIPUR	857	475	1332	689	338	1027	664	209	873	386	156	542	2596	1178	3774	4544	2751	729
JALMER	398	337	735	301	287	588	223	183	406	173	113	286	1095	920	2015	1774	1432	327
JANGARH	2004	1663	3667	1494	1365	2859	1310	868	2178	685	451	1136	5493	4347	9840	10023	7606	1762
JHANSI	4100	3102	7202	3619	2718	6337	3239	2031	5270	2182	1228	3410	13140	9079	22219	21391	15746	3713
JHODPUR	552	72	624	399	75	474	270	48	318	176	22	198	1397	217	1614	2413	427	287
JODHPUR	2203	729	2932	1527	522	2049	942	244	1186	577	117	694	5249	1612	6861	8529	2809	1133
KANWAR	1218	621	1839	958	420	1378	603	257	860	367	170	537	3146	1468	4614	5120	2566	750
KAROLI	1416	1653	3069	1131	1305	2436	945	811	1756	597	522	1119	4089	4291	8380	7207	6912	1411
KOTA	2523	843	3366	1918	633	2551	1201	327	1528	803	233	1036	6445	2036	8481	10769	3945	1471
KULI	1241	851	2092	908	632	1540	876	615	1491	519	449	968	3544	2547	6091	6185	4219	1040
LAKSHMIPUR	3447	1282	4729	2153	814	2967	1503	388	1891	1124	264	1388	8227	2748	10975	14271	4489	1870
MAHESHWAR	2872	1499	4371	1807	939	2746	1328	584	1912	863	365	1228	6870	3387	10257	11912	5558	1747
MAHENDRAGIRI	1092	637	1729	685	470	1155	347	198	545	237	132	369	2361	1437	3798	3936	2275	621
MALHOTRAPUR	1061	412	1473	1078	392	1470	1140	393	1533	514	182	696	3793	1379	5172	6252	2429	868
MANGALGARH	2679	2297	4976	1941	1610	3551	1464	939	2403	923	631	1554	7007	5477	12484	12143	9750	2189
MATHURA	2102	1696	3798	1746	1405	3151	1887	1165	3052	1172	724	1896	6907	4990	11897	11400	8755	2015
MIRZAAPUR	1463	533	1996	830	283	1113	606	188	794	326	114	440	3225	1118	4343	5891	2184	807
MUNDAWARA	1809	883	2692	1326	600	1926	1324	452	1776	808	263	1071	5267	2198	7465	7855	3554	1140
NAGARKANANA	1257	1049	2306	1019	747	1766	548	409	957	452	303	755	3276	2508	5784	5597	4407	1000
NALANDA	1654	637	2291	1376	476	1852	1552	273	1825	801	124	925	5383	1510	6893	8572	3455	1202
NARWARA	494	275	769	387	228	615	281	115	396	166	78	244	1328	696	2024	1890	1113	300
TOTAL	58757	34149	92906	43103	24919	68022	37354	17323	54677	22436	10452	32888	161650	86843	248493	268968	151064	42003



DISTRICT WISE AND CLASS WISE SC ENROLMENT, YEAR 2009-10

(AIDED)

DISTRICT	6th CLASS			7th CLASS			8th CLASS			T O T A L		
	BOYS	GIRLS	TOTAL	BOYS	GIRLS	TOTAL	BOYS	GIRLS	TOTAL	BOYS	GIRLS	TOTAL
AJMER	150	207	357	162	191	353	248	250	498	560	648	1208
ALWAR	16	12	28	15	16	31	14	18	32	45	46	91
BANSWARA	0	0	0	0	0	0	0	0	0	0	0	0
BARAN	0	0	0	0	0	0	0	0	0	0	0	0
BARMER	0	0	0	0	0	0	0	0	0	0	0	0
BHARTPUR	4	2	6	1	1	2	2	5	7	7	8	15
BHILWARA	22	27	49	10	24	34	19	27	46	51	78	129
BIKANER	1	40	41	2	24	26	2	8	10	5	72	77
BUNDI	0	0	0	0	0	0	0	0	0	0	0	0
CHITTORGARH	0	0	0	0	0	0	0	0	0	0	0	0
CHURU	4	0	4	2	0	2	6	0	6	12	0	12
DOUSA	0	0	0	0	0	0	0	0	0	0	0	0
DHOLPUR	0	0	0	0	0	0	0	0	0	0	0	0
DUNGARPUR	0	0	0	0	0	0	1	0	1	1	0	1
HANUMANGARH	17	12	29	13	6	19	26	15	41	56	33	89
JAIPUR	147	98	245	256	80	336	276	102	378	679	280	959
JAISALMER	0	0	0	0	0	0	0	0	0	0	0	0
JALORE	0	0	0	0	0	0	0	0	0	0	0	0
JHALAWAR	0	0	0	0	0	0	0	0	0	0	0	0
JHUNJHUNU	53	62	115	70	64	134	114	79	193	237	205	442
JODHPUR	44	25	69	53	38	91	51	40	91	148	103	251
KOTA	15	14	29	22	18	40	18	14	32	55	46	101
NAGOUR	5	4	9	11	1	12	9	1	10	25	6	31
PALI	9	7	16	13	13	26	18	8	26	40	28	68
RAJSAMAND	0	0	0	0	0	0	0	0	0	0	0	0
SWAIMADHOPUR	0	0	0	0	0	0	0	0	0	0	0	0
SHRI GANGANAGAR	36	32	68	25	30	55	51	37	88	112	99	211
SIKAR	28	12	40	11	40	51	18	41	59	57	93	150
SIROHI	0	11	11	0	13	13	0	14	14	0	38	38
TONK	0	0	0	0	0	0	0	0	0	0	0	0
UDAIPUR	34	32	66	36	30	66	28	34	62	98	96	194
KAROLI	0	0	0	0	0	0	0	0	0	0	0	0
PRATAPGARH	13	5	18	9	3	12	7	4	11	29	12	41
<b>GRAND TOTAL</b>	<b>598</b>	<b>602</b>	<b>1200</b>	<b>711</b>	<b>592</b>	<b>1303</b>	<b>908</b>	<b>697</b>	<b>1605</b>	<b>2217</b>	<b>1891</b>	<b>4108</b>

DISTRICT	9th CLASS			10th CLASS			11th CLASS			12th CLASS			(TOTAL 9 - 12)			(TOTAL 6th TO 12TH)	BOYS	GIRLS	TOTAL
	BOYS	GIRLS	TOTAL	BOYS	GIRLS	TOTAL	BOYS	GIRLS	TOTAL	BOYS	GIRLS	TOTAL	BOYS	GIRLS	TOTAL				
BANWAR	267	296	563	246	207	453	246	174	420	251	193	444	1010	870	1880	1570	1518	3088	
BANWAR	15	25	40	24	23	47	97	109	206	77	90	167	213	247	460	258	293	551	
BANWAR	0	0	0	0	0	0	0	0	0	0	0	0	0	0	0	0	0	0	
BANWAR	0	0	0	0	0	0	0	0	0	0	0	0	0	0	0	0	0	0	
BANWAR	0	0	0	0	0	0	0	0	0	0	0	0	0	0	0	0	0	0	
BANWAR	2	17	19	7	19	26	9	49	58	9	41	50	27	126	153	34	134	168	
BANWAR	37	29	66	34	22	56	44	26	70	29	21	50	144	98	242	195	176	371	
BANWAR	0	28	28	2	13	15	0	7	7	1	19	20	3	67	70	8	139	147	
BANWAR	0	0	0	0	0	0	0	0	0	0	0	0	0	0	0	0	0	0	
BANWAR	0	0	0	0	0	0	0	0	0	0	0	0	0	0	0	0	0	0	
BANWAR	5	4	9	9	2	11	9	1	10	6	1	7	29	8	37	41	8	49	
BANWAR	0	0	0	0	0	0	0	0	0	0	0	0	0	0	0	0	0	0	
BANWAR	0	0	0	0	0	0	0	0	0	0	0	0	0	0	0	0	0	0	
BANWAR	2	0	2	4	0	4	7	0	7	0	0	0	13	0	13	14	0	14	
BANWAR	21	18	39	29	18	47	44	56	100	78	31	109	172	123	295	228	156	384	
BANWAR	256	115	371	248	98	346	198	93	291	292	88	380	994	394	1388	1673	674	2347	
BANWAR	0	0	0	0	0	0	0	0	0	0	0	0	0	0	0	0	0	0	
BANWAR	0	0	0	0	0	0	0	0	0	0	0	0	0	0	0	0	0	0	
BANWAR	0	0	0	0	0	0	0	0	0	0	0	0	0	0	0	0	0	0	
BANWAR	106	132	238	157	176	333	196	192	388	185	182	367	644	682	1326	881	887	1768	
BANWAR	108	75	183	123	70	193	247	83	330	157	75	232	635	303	938	783	406	1189	
BANWAR	22	13	35	26	19	45	18	7	25	11	4	15	77	43	120	132	89	221	
BANWAR	34	5	39	29	3	32	18	7	25	13	1	14	94	16	110	119	22	141	
BANWAR	49	22	71	44	14	58	81	28	109	38	25	63	212	89	301	252	117	369	
BANWAR	0	0	0	0	0	0	0	0	0	0	0	0	0	0	0	0	0	0	
BANWAR	0	0	0	0	0	0	0	0	0	0	0	0	0	0	0	0	0	0	
BANWAR	110	84	194	123	124	247	179	116	295	154	86	240	566	410	976	678	509	1187	
BANWAR	27	52	79	37	26	63	91	64	155	64	51	115	219	193	412	276	286	562	
BANWAR	0	13	13	0	9	9	0	5	5	0	5	5	0	32	32	0	70	77	
BANWAR	0	0	0	0	0	0	0	0	0	0	0	0	0	0	0	0	0	0	
BANWAR	52	75	127	53	51	104	92	75	167	43	68	111	240	269	509	338	365	703	
BANWAR	0	0	0	0	0	0	0	0	0	0	0	0	0	0	0	0	0	0	
BANWAR	33	7	40	11	3	14	12	8	20	12	4	16	68	22	90	97	34	131	
TOTAL	1146	1010	2156	1206	897	2103	1588	1100	2688	1420	985	2405	5360	3992	9352	7577	5883	13460	

OFFICE OF THE DIRECTOR, SECONDARY EDUCATION, RAJASTHAN, BIKANER  
 MEDISTRICT WISE AND CLASS WISE SC ENROLMENT, YEAR 2009-10

(NON AIDED)¶¶

DISTRICT	6th CLASS			7th CLASS			8th CLASS			T O T A L		
	BOYS	GIRLS	TOTAL	BOYS	GIRLS	TOTAL	BOYS	GIRLS	TOTAL	BOYS	GIRLS	TOTAL
AJMER	664	389	1053	650	319	969	660	352	1012	1974	1060	3034
ALWAR	1632	887	2519	1497	803	2300	1968	1059	3027	5097	2749	7846
BANSWARA	53	21	74	51	30	81	67	36	103	171	87	258
BARAN	398	199	597	394	187	581	627	269	896	1419	655	2074
BARMER	242	119	361	238	93	331	234	101	335	714	313	1027
BHARTPUR	1143	653	1796	1119	440	1559	1367	627	1994	3629	1720	5349
BHILWARA	179	81	260	172	71	243	167	84	251	518	236	754
BIKANER	367	248	615	416	204	620	247	254	501	1030	706	1736
BUNDI	218	117	335	237	124	361	310	125	435	765	366	1131
CHITTORGARH	158	74	232	170	76	246	179	76	255	507	226	733
CHURU	1505	695	2200	1313	808	2121	1307	682	1989	4125	2185	6310
DOUSA	1078	538	1616	969	514	1483	1407	637	2044	3454	1689	5143
DHOLPUR	558	320	878	552	256	808	644	242	886	1754	818	2572
DUNGARPUR	50	23	73	32	22	54	42	20	62	124	65	189
HANUMANGARH	1103	593	1696	1012	569	1581	1212	619	1831	3327	1781	5108
JAIPUR	3556	2513	6069	3133	2445	5578	3735	2676	6411	10424	7634	18058
JAISALMER	48	20	68	45	22	67	48	23	71	141	65	206
JALORE	237	94	331	272	79	351	244	91	335	753	264	1017
JHALAWAR	216	129	345	214	99	313	281	112	393	711	340	1051
JHUNJHUNU	2611	1690	4301	1797	1153	2950	1767	1221	2988	6175	4064	10239
JODHPUR	655	368	1023	488	314	802	486	429	915	1629	1111	2740
KOTA	862	541	1403	1059	477	1536	1277	574	1851	3198	1592	4790
NAGOUR	1083	476	1559	944	482	1426	1157	526	1683	3184	1484	4668
PALI	402	179	581	413	210	623	443	219	662	1258	608	1866
RAJSAMAND	71	56	127	85	48	133	72	41	113	228	145	373
SWAIMADHOPUR	633	273	906	647	250	897	929	302	1231	2209	825	3034
SHRI GANGANAGAR	1192	802	1994	1121	738	1859	1420	896	2316	3733	2436	6169
SIKAR	2880	1561	4441	2906	1467	4373	2721	1495	4216	8507	4523	13030
SIROHI	82	27	109	91	25	116	85	25	110	258	77	335
TONK	486	245	731	506	218	724	645	259	904	1637	722	2359
UDAIPUR	356	169	525	336	156	492	348	207	555	1040	532	1572
KAROLI	956	358	1314	892	335	1227	1195	401	1596	3043	1094	4137
PRATAPGARH	49	26	75	53	19	72	43	33	76	145	78	223
GRAND TOTAL	25723	14484	40207	23824	13053	36877	27334	14713	42047	76881	42250	119131

DISTRICT	9th CLASS			10th CLASS			11th CLASS			12th CLASS			(TOTAL 9 - 12)			(TOTAL 6th TO 12TH)		
	BOYS	GIRLS	TOTAL	BOYS	GIRLS	TOTAL	BOYS	GIRLS	TOTAL	BOYS	GIRLS	TOTAL	BOYS	GIRLS	TOTAL	BOYS	GIRLS	TOTAL
BARAN	720	421	1141	699	397	1096	320	129	449	221	98	319	1960	1045	3005	3934	2105	6039
BANSWARA	2502	1391	3893	2572	1180	3752	1521	798	2319	1293	538	1831	7888	3907	11795	12985	6656	19641
BHARATPUR	78	39	117	66	21	87	22	8	30	20	4	24	186	72	258	357	159	516
BHILAI	684	283	967	783	317	1100	295	122	417	286	96	382	2048	818	2866	3467	1473	4940
BHILWARA	296	103	399	239	99	338	59	22	81	56	18	74	650	242	892	1364	555	1919
BHILWARA	1623	795	2418	2147	797	2944	1043	487	1530	781	314	1095	5594	2393	7987	9223	4113	13336
BHILWARA	202	73	275	165	54	219	15	7	22	23	5	28	405	139	544	923	375	1298
BHILWARA	437	237	674	398	198	596	284	58	342	167	477	644	1286	970	2256	2316	1676	3992
BHILWARA	389	132	521	342	125	467	162	48	210	110	30	140	1003	335	1338	1768	701	2469
BHILWARA	190	85	275	209	73	282	46	18	64	26	17	43	471	193	664	978	419	1397
BHILWARA	2162	1028	3190	1812	1055	2867	703	549	1252	464	409	873	5141	3041	8182	9266	5226	14492
BHILWARA	1480	724	2204	2445	803	3248	1181	500	1681	796	305	1101	5902	2332	8234	9356	4021	13377
BHILWARA	742	282	1024	866	317	1183	215	87	302	176	41	217	1999	727	2726	3753	1545	5298
BHILWARA	52	16	68	40	19	59	18	14	32	13	9	22	123	58	181	247	123	370
BHILWARA	1364	919	2283	1712	957	2669	927	623	1550	757	485	1242	4760	2984	7744	8087	4765	12852
BHILWARA	5588	2625	8213	4663	2690	7353	3462	1597	5059	3240	1346	4586	16953	8258	25211	27377	15892	43269
BHILWARA	54	25	79	48	20	68	15	8	23	12	5	17	129	58	187	270	123	393
BHILWARA	365	109	474	331	111	442	113	33	146	96	15	111	905	268	1173	1658	532	2190
BHILWARA	313	138	451	342	144	486	93	47	140	83	25	108	831	354	1185	1542	694	2236
BHILWARA	2361	1050	3411	2687	1061	3748	1895	855	2750	1889	809	2698	8832	3775	12607	15007	7839	22846
BHILWARA	984	341	1325	1137	497	1634	367	133	500	346	118	464	2834	1089	3923	4463	2200	6663
BHILWARA	1464	644	2108	1661	674	2335	1099	344	1443	1161	281	1442	5385	1943	7328	8583	3535	12118
BHILWARA	1358	492	1850	1259	440	1699	911	184	1095	357	110	467	3885	1226	5111	7069	2710	9779
BHILWARA	514	250	764	466	193	659	177	91	268	134	59	193	1291	593	1884	2549	1201	3750
BHILWARA	94	50	144	76	45	121	7	9	16	15	5	20	192	109	301	420	254	674
BHILWARA	952	280	1232	1193	421	1614	575	145	720	392	117	509	3112	963	4075	5321	1788	7109
BHILWARA	1789	1211	3000	2165	1515	3680	905	637	1542	895	710	1605	5754	4073	9827	9487	6509	15996
BHILWARA	3760	2245	6005	4181	2399	6580	3524	2350	5874	3750	2711	6461	15215	9705	24920	23722	14228	37950
BHILWARA	59	21	80	70	16	86	4	10	14	2	8	10	135	55	190	393	132	525
BHILWARA	725	293	1018	851	325	1176	267	133	400	240	101	341	2083	852	2935	3720	1574	5294
BHILWARA	360	232	592	406	152	558	184	89	273	100	79	179	1050	552	1602	2090	1084	3174
BHILWARA	1284	436	1720	1590	506	2096	499	209	708	302	92	394	3675	1243	4918	6718	2337	9055
BHILWARA	94	40	134	44	20	64	10	4	14	2	0	2	150	64	214	295	142	437
TOTAL	35039	17010	52049	37665	17641	55306	20918	10348	31266	18205	9437	27642	111827	54436	166263	188708	96686	285394

SECONDARY EDUCATION, RAJASTHAN, DISTRICT WISE AND CLASS WISE SC ENROLMENT, YEAR 2009-10

(CONSOLIDATED)

DISTRICT	6th CLASS			7th CLASS			8th CLASS			T O T A L		
	BOYS	GIRLS	TOTAL	BOYS	GIRLS	TOTAL	BOYS	GIRLS	TOTAL	BOYS	GIRLS	TOTAL
AJMER	2667	1513	4180	2354	1263	3617	2560	1477	4037	7581	4253	11834
ALWAR	3420	2425	5845	3414	2274	5688	4282	3011	7293	11116	7710	18826
BANSWARA	246	156	402	297	233	530	282	157	439	825	546	1371
BARAN	971	633	1604	974	562	1536	1285	653	1938	3230	1848	5078
BARMER	1482	533	2015	1355	449	1804	1406	503	1909	4243	1485	5728
BHARTPUR	2377	1734	4111	2388	1353	3741	2917	1727	4644	7682	4814	12496
BHILWARA	1931	734	2665	1517	618	2135	1588	810	2398	5036	2162	7198
BIKANER	1270	601	1871	1086	425	1511	965	867	1832	3321	1893	5214
BUNDI	762	451	1213	720	394	1114	909	471	1380	2391	1316	3707
CHITTORGARH	1025	480	1505	835	413	1248	935	446	1381	2795	1339	4134
CHURU	2986	1302	4288	2531	1407	3938	2743	1467	4210	8260	4176	12436
DOUSA	2157	1402	3559	2071	1341	3412	2857	1541	4398	7085	4284	11369
DHOLPUR	1280	923	2203	1199	752	1951	1223	716	1939	3702	2391	6093
DUNGARPUR	271	171	442	236	192	428	297	214	511	804	577	1381
HANUMANGARH	2676	1624	4300	2469	1567	4036	2768	1882	4650	7913	5073	12986
JAIPUR	6418	4822	11240	6018	4629	10647	6918	5130	12048	19354	14581	33935
JAISALMER	399	96	495	344	76	420	414	103	517	1157	275	1432
JALORE	1304	559	1863	1281	418	1699	1448	484	1932	4033	1461	5494
JHALAWAR	934	576	1510	832	452	1284	919	410	1329	2685	1438	4123
JHUNJHUNU	3584	2504	6088	2897	2026	4923	3049	2360	5409	9530	6890	16420
JODHPUR	2082	1058	3140	1928	915	2843	2091	1150	3241	6101	3123	9224
KOTA	1748	1105	2853	1907	1014	2921	2239	1191	3430	5894	3310	9204
NAGAU	3130	1167	4297	2929	1024	3953	3194	1040	4234	9253	3231	12484
PALI	2000	879	2879	1960	897	2857	2380	1031	3411	6340	2807	9147
RAJSAMAND	652	297	949	532	302	834	619	384	1003	1803	983	2786
SWAIMADHOPUR	1361	606	1967	1424	542	1966	1883	727	2610	4668	1875	6543
SHRI GANGANAGAR	3048	2291	5339	2707	2087	4794	3226	2430	5656	8981	6808	15789
SIKAR	4320	2704	7024	4310	2646	6956	4427	3031	7458	13057	8381	21438
SIROHI	1064	421	1485	901	340	1241	959	420	1379	2924	1181	4105
TONK	1352	745	2097	1271	593	1864	1602	740	2342	4225	2078	6303
UDAIPUR	1192	794	1986	1149	794	1943	1118	939	2057	3459	2527	5986
KAROLI	1980	1032	3012	1744	872	2616	2508	1135	3643	6232	3039	9271
PRATAPGARH	243	170	413	228	134	362	265	203	468	736	507	1243
GRAND TOTAL	62332	36508	98840	57808	33004	90812	66276	38850	105126	186416	108362	294778

DISTRICT	9th CLASS			10th CLASS			11th CLASS			12th CLASS			(TOTAL 9 - 12)			(TOTAL 6th TO 12TH)		
	BOYS	GIRLS	TOTAL	BOYS	GIRLS	TOTAL	BOYS	GIRLS	TOTAL	BOYS	GIRLS	TOTAL	BOYS	GIRLS	TOTAL	BOYS	GIRLS	TOTAL
BARAN	4062	2228	6290	2613	1640	4253	2012	1261	3273	1451	869	2320	10138	5998	16136	17719	10251	2797
BANSWARA	6118	4180	10298	4949	2820	7769	4943	2500	7443	3256	1534	4790	19266	11034	30300	30382	18744	4912
BHARATPUR	618	455	1073	517	345	862	396	224	620	259	139	398	1790	1163	2953	2615	1709	432
BHILAI	1629	783	2412	1516	722	2238	892	334	1226	637	223	860	4674	2062	6736	7904	3910	1181
BHILWARA	2420	784	3204	1819	580	2399	1156	264	1420	120	180	300	5515	1808	7323	9758	3293	1305
BUNDELKHANDI	3793	1972	5765	3996	1644	5640	3053	1261	4314	2164	758	2922	13006	5635	18641	20688	10449	3113
CHITRAKOOT	2623	1375	3998	1669	813	2482	1182	638	1820	768	335	1103	6242	3161	9403	11278	5323	1660
CHITRAKOOT	1269	602	1871	1135	537	1672	929	283	1212	598	707	1305	3931	2129	6060	7252	4022	1127
CHITRAKOOT	1586	788	2374	1076	481	1557	769	332	1101	490	190	680	3921	1791	5712	6312	3107	941
CHITRAKOOT	1640	910	2550	1153	617	1770	635	352	987	402	222	624	3830	2101	5931	6625	3440	1006
CHITRAKOOT	4092	2370	6462	3287	2152	5439	1824	1222	3046	1095	742	1837	10298	6486	16784	18558	10662	2922
CHITRAKOOT	3554	1866	5420	4280	1714	5994	3366	1067	4433	1961	588	2549	13161	5235	18396	20246	9519	2976
CHITRAKOOT	1599	757	2356	1555	655	2210	879	296	1175	562	197	759	4595	1905	6500	8297	4296	1259
CHITRAKOOT	452	353	805	345	306	651	248	197	445	186	122	308	1231	978	2209	2035	1555	350
CHITRAKOOT	3389	2600	5989	3235	2340	5575	2281	1547	3828	1520	967	2487	10425	7454	17879	18338	12527	3086
CHITRAKOOT	9944	5842	15786	8530	5506	14036	6899	3721	10620	5714	2662	8376	31087	17731	48818	50441	32312	8275
CHITRAKOOT	606	97	703	447	95	542	285	56	341	188	27	215	1526	275	1801	2683	550	323
CHITRAKOOT	2568	838	3406	1858	633	2491	1055	277	1332	673	132	805	6154	1880	8034	10187	3341	1352
CHITRAKOOT	1531	759	2290	1300	564	1864	696	304	1000	450	195	645	3977	1822	5799	6662	3260	992
CHITRAKOOT	3883	2835	6718	3975	2542	6517	3036	1858	4894	2671	1513	4184	13565	8748	22313	23095	15638	3873
CHITRAKOOT	3615	1259	4874	3178	1200	4378	1815	543	2358	1306	426	1732	9914	3428	13342	16015	6551	2250
CHITRAKOOT	2727	1508	4235	2595	1325	3920	1993	966	2959	1691	734	2425	9006	4533	13539	14900	7843	2274
CHITRAKOOT	4839	1779	6618	3441	1257	4698	2432	579	3011	1494	375	1869	12206	3990	16196	21459	7221	2900
CHITRAKOOT	3435	1771	5206	2317	1146	3463	1586	703	2289	1035	449	1484	8373	4069	12442	14713	6876	2150
CHITRAKOOT	1186	687	1873	761	515	1276	354	207	561	252	137	389	2553	1546	4099	4356	2529	688
CHITRAKOOT	2013	692	2705	2271	813	3084	1715	538	2253	906	299	1205	6905	2342	9247	11573	4217	1570
CHITRAKOOT	4578	3592	8170	4229	3249	7478	2548	1692	4240	1972	1427	3399	13327	9960	23287	22308	16768	3907
CHITRAKOOT	5889	3993	9882	5964	3830	9794	5502	3579	9081	4986	3486	8472	22341	14888	37229	35398	23269	5866
CHITRAKOOT	1522	567	2089	900	308	1208	610	203	813	328	127	455	3360	1205	4565	6284	2386	867
CHITRAKOOT	2534	1176	3710	2177	925	3102	1591	585	2176	1048	364	1412	7350	3050	10400	11575	5128	1670
CHITRAKOOT	1669	1356	3025	1478	950	2428	824	573	1397	595	450	1045	4566	3329	7895	8025	5856	1388
CHITRAKOOT	2938	1073	4011	2966	982	3948	2051	482	2533	1103	216	1319	9058	2753	11811	15290	5792	2108
CHITRAKOOT	621	322	943	442	251	693	303	127	430	180	82	262	1546	782	2328	2282	1289	357
TOTAL	94942	52169	147111	81974	43457	125431	59860	28771	88631	42061	20874	62935	278837	145271	424108	465253	253633	71999

DISTRICT	GOVERNMENT			AIDED SCHOOL			UN-AIDED SCHOOLS			GRAND TOTAL		
	BOYS	GIRLS	TOTAL	BOYS	GIRLS	TOTAL	BOYS	GIRLS	TOTAL	BOYS	GIRLS	TOTAL
AJMER	520	251	771	13	108	121	458	285	743	991	644	1635
ALWAR	2410	2446	4856	0	0	0	5994	3097	9091	8404	5543	13947
BANSWARA	17469	12737	30206	0	0	0	1845	1017	2862	19314	13754	33068
BARAN	2223	1373	3596	0	0	0	1918	713	2631	4141	2086	6227
BARMER	1162	307	1469	0	0	0	154	59	213	1316	366	1682
BHARTPUR	416	551	967	0	0	0	1150	738	1888	1566	1289	2855
BHILWARA	1844	897	2741	0	0	0	342	119	461	2186	1016	3202
BIKANER	44	50	94	2	8	10	201	166	367	247	224	471
BUNDI	1782	1399	3181	0	0	0	1873	593	2466	3655	1992	5647
CHITTORGAR	1214	620	1834	0	0	0	186	89	275	1400	709	2109
CHURU	71	84	155	0	0	0	73	42	115	144	126	270
DOUSA	4133	4941	9074	0	0	0	7193	2912	10105	11326	7853	19179
DHOLPUR	576	645	1221	0	0	0	1125	431	1556	1701	1076	2777
DUNGARPUR	12850	11095	23945	0	0	0	446	298	744	13296	11393	24689
HANUMANGAR	11	16	27	0	0	0	0	0	0	11	16	27
JAIPUR	4338	4244	8582	0	0	0	8809	5208	14017	13147	9452	22599
JAISALMER	256	18	274	0	0	0	45	17	62	301	35	336
JALORE	1031	235	1266	0	0	0	145	25	170	1176	260	1436
JHALAWAR	1764	1065	2829	0	0	0	1154	418	1572	2918	1483	4401
JHUNJHUNU	305	346	651	2	2	4	774	390	1164	1081	738	1819
JODHPUR	569	133	702	0	1	1	170	49	219	739	183	922
KOTA	808	696	1504	0	0	0	2065	1177	3242	2873	1873	4746
NAGOUR	36	51	87	0	0	0	316	103	419	352	154	506
PALI	1425	540	1965	0	0	0	174	62	236	1599	602	2201
RAJSAMAND	881	241	1122	0	0	0	89	53	142	970	294	1264
S. M.	2095	1861	3956	0	0	0	6811	1528	8339	8906	3389	12295
SHRIGANGA.	6	6	12	0	0	0	67	40	107	73	46	119
SIKAR	876	833	1709	0	0	0	4538	3225	7763	5414	4058	9472
SIROHI	2223	635	2858	0	0	0	112	22	134	2335	657	2992
TONK	1904	1266	3170	0	0	0	2117	542	2659	4021	1808	5829
UDAIPUR	10618	6379	16997	19	4	23	1228	712	1940	11865	7095	18960
KAROLI	2071	2760	4831	0	0	0	7312	3237	10549	9383	5997	15380
PRATAPGAR	5190	3694	8884	0	0	0	316	187	503	5506	3881	9387
TOTAL	83121	62415	145536	36	123	159	59200	27554	86754	142357	90092	232449

DISTRICT	GOVERNMENT			AIDED SCHOOL			UN-AIDED SCHOOLS			GRAND TOTAL		
	BOYS	GIRLS	TOTAL	BOYS	GIRLS	TOTAL	BOYS	GIRLS	TOTAL	BOYS	GIRLS	TOTAL
AJMER	652	356	1008	241	212	453	409	169	578	1302	737	2039
ALWAR	3984	3125	7109	54	112	166	6546	3171	9717	10584	6408	16992
BANSWARA	17875	11247	29122	0	0	0	1049	585	1634	18924	11832	30756
BARAN	1707	901	2608	0	0	0	2522	849	3371	4229	1750	5979
BARMER	797	96	893	0	0	0	303	128	431	1100	224	1324
BHARTPUR	585	470	1055	13	373	386	1428	751	2179	2026	1594	3620
BHILWARA	2053	809	2862	56	61	117	31	16	47	2140	886	3026
BIKANER	54	29	83	1	0	1	78	42	120	133	71	204
BUNDI	3013	1514	4527	0	0	0	2058	611	2669	5071	2125	7196
CHITTORGAR	1065	350	1415	0	0	0	73	24	97	1138	374	1512
CHURU	97	113	210	0	0	0	116	132	248	213	245	458
DOUSA	7930	5449	13379	0	0	0	13290	5325	18615	21220	10774	31994
DHOLPUR	982	627	1609	0	0	0	748	297	1045	1730	924	2654
DUNGARPUR	11928	8575	20503	146	18	164	114	88	202	12188	8681	20869
HANUMANGAR	13	6	19	0	0	0	0	0	0	13	6	19
JAIPUR	8574	6397	14971	976	393	1369	9468	5136	14604	19018	11926	30944
JAISALMER	255	27	282	0	0	0	30	23	53	285	50	335
JALORE	1013	144	1157	0	0	0	184	46	230	1197	190	1387
JHALAWAR	1712	948	2660	0	0	0	1249	341	1590	2961	1289	4250
JHUNJHUNU	488	583	1071	87	170	257	1853	964	2817	2428	1717	4145
JODHPUR	413	159	572	306	143	449	393	209	602	1112	511	1623
KOTA	976	820	1796	80	46	126	3964	1460	5424	5020	2326	7346
NAGAU	138	174	312	6	0	6	203	65	268	347	239	586
PALI	1534	360	1894	52	43	95	151	50	201	1737	453	2190
RAJSAMAND	657	257	914	0	0	0	27	14	41	684	271	955
S. M.	4226	1959	6185	0	0	0	5764	2020	7784	9990	3979	13969
SHRIGANGA.	18	23	41	67	41	108	155	112	267	240	176	416
SIKAR	1358	865	2223	59	15	74	4980	3107	8087	6397	3987	10384
SIROHI	1538	449	1987	0	18	18	72	35	107	1610	502	2112
TONK	3033	1077	4110	0	0	0	1709	448	2157	4742	1525	6267
UDAIPUR	11628	5837	17465	413	402	815	957	633	1590	12998	6872	19870
KAROLI	4291	2350	6641	0	0	0	5090	2336	7426	9381	4686	14067
PRATAPGAR	4253	2127	6380	107	48	155	107	48	155	4467	2223	6690
TOTAL	98840	58223	157063	2664	2095	4759	65121	29235	94356	166625	89553	256178



DISTRICT	GOVERNMENT			AIDED SCHOOL			UN-AIDED SCHOOLS			GRAND TOTAL		
	BOYS	GIRLS	TOTAL	BOYS	GIRLS	TOTAL	BOYS	GIRLS	TOTAL	BOYS	GIRLS	TOTAL
BJMER	1172	607	1779	254	320	574	867	454	1321	2293	1381	3674
BALWAR	6394	5571	11965	54	112	166	12540	6268	18808	18988	11951	30939
BANSWARA	35344	23984	59328	0	0	0	2894	1602	4496	38238	25586	63824
BARAN	3930	2274	6204	0	0	0	4440	1562	6002	8370	3836	12206
BARMER	1959	403	2362	0	0	0	457	187	644	2416	590	3006
BARTPUR	1001	1021	2022	13	373	386	2578	1489	4067	3592	2883	6475
BHILWARA	3897	1706	5603	56	61	117	373	135	508	4326	1902	6228
BIKANER	98	79	177	3	8	11	279	208	487	380	295	675
BUNDI	4795	2913	7708	0	0	0	3931	1204	5135	8726	4117	12843
BHITTORGAR	2279	970	3249	0	0	0	259	113	372	2538	1083	3621
BHURU	168	197	365	0	0	0	189	174	363	357	371	728
BHUSA	12063	10390	22453	0	0	0	20483	8237	28720	32546	18627	51173
BHOLPUR	1558	1272	2830	0	0	0	1873	728	2601	3431	2000	5431
BUNGARPUR	24778	19670	44448	146	18	164	560	386	946	25484	20074	45558
BANUMANGAR	24	22	46	0	0	0	0	0	0	24	22	46
BAIPUR	12912	10641	23553	976	393	1369	18277	10344	28621	32165	21378	53543
BAISALMER	511	45	556	0	0	0	75	40	115	586	85	671
BALORE	2044	379	2423	0	0	0	329	71	400	2373	450	2823
BALAWAR	3476	2013	5489	0	0	0	2403	759	3162	5879	2772	8651
BANJHUNU	793	929	1722	89	172	261	2627	1354	3981	3509	2455	5964
BODHPUR	982	292	1274	306	144	450	563	258	821	1851	694	2545
BOTA	1784	1516	3300	80	46	126	6029	2637	8666	7893	4199	12092
BAGAUR	174	225	399	6	0	6	519	168	687	699	393	1092
BALI	2959	900	3859	52	43	95	325	112	437	3336	1055	4391
BAJSAMAND	1538	498	2036	0	0	0	116	67	183	1654	565	2219
B.M.	6321	3820	10141	0	0	0	12575	3548	16123	18896	7368	26264
BHRIGANGA	24	29	53	67	41	108	222	152	374	313	222	535
BIKAR	2234	1698	3932	59	15	74	9518	6332	15850	11811	8045	19856
BIROHI	3761	1084	4845	0	18	18	184	57	241	3945	1159	5104
BONK	4937	2343	7280	0	0	0	3826	990	4816	8763	3333	12096
BDAIPUR	22246	12216	34462	432	406	838	2185	1345	3530	24863	13967	38830
BAROLI	6362	5110	11472	0	0	0	12402	5573	17975	18764	10683	29447
BHATAPGAR	9443	5821	15264	107	48	155	423	235	658	9973	6104	16077

TOTAL 181961 120638 302599 2700 2218 4918 124321 56789 181110 308982 179645 488627

DISTRICT	6th CLASS			7th CLASS			8th CLASS			T O T A L		
	BOYS	GIRLS	TOTAL	BOYS	GIRLS	TOTAL	BOYS	GIRLS	TOTAL	BOYS	GIRLS	TOTAL
AJMER	162	70	232	162	62	224	136	65	201	460	197	657
ALWAR	368	401	769	444	441	885	671	710	1381	1483	1552	3035
BANSWARA	3133	2086	5219	2878	1892	4770	3653	2444	6097	9664	6422	16086
BARAN	563	391	954	573	356	929	672	395	1067	1808	1142	2950
BARMER	280	73	353	243	39	282	258	47	305	781	159	940
BHARTPUR	53	111	164	66	80	146	146	123	269	265	314	579
BHILWARA	464	164	628	371	171	542	474	150	624	1309	485	1794
BIKANER	7	8	15	7	8	15	11	5	16	25	21	46
BUNDI	436	372	808	455	331	786	562	386	948	1453	1089	2542
CHITTORGARH	373	139	512	281	122	403	296	135	431	950	396	1346
CHURU	11	18	29	11	13	24	19	23	42	41	54	95
DOUSA	893	1079	1972	930	1041	1971	1283	1651	2934	3106	3771	6877
DHOLPUR	108	201	309	151	194	345	215	190	405	474	585	1059
DUNGARPUR	3500	2363	5863	2827	1952	4779	3797	2786	6583	10124	7101	17225
HANUMANGARH	1	1	2	1	2	3	1	0	1	3	3	6
JAIPUR	1263	1135	2398	1332	1275	2607	1569	1478	3047	4164	3888	8052
JAISALMER	76	2	78	64	4	68	73	12	85	213	18	231
JALORE	288	92	380	249	34	283	284	53	337	821	179	1000
JHALAWAR	461	335	796	373	194	567	499	260	759	1333	789	2122
JHUNJHUNU	51	44	95	68	74	142	126	119	245	245	237	482
JODHPUR	139	52	191	130	41	171	155	48	203	424	141	565
KOTA	204	132	336	172	148	320	250	183	433	626	463	1089
NAGAU	24	14	38	28	26	54	22	68	90	74	108	182
PALI	487	133	620	430	141	571	591	180	771	1508	454	1962
RAJSAMAND	306	73	379	199	78	277	208	79	287	713	230	943
SWAIMADHOPUR	470	388	858	485	419	904	687	452	1139	1642	1259	2901
SHRI GANGANAGAR	2	1	3	1	3	4	2	4	6	5	8	13
SIKAR	182	186	368	256	217	473	280	286	566	718	689	1407
SIROHI	771	219	990	532	136	668	536	157	693	1839	512	2351
TONK	414	276	690	385	250	635	550	291	841	1349	817	2166
UDAIPUR	4309	2237	6546	3503	1715	5218	3351	1661	5012	11163	5613	16776
KAROLI	480	602	1082	534	592	1126	736	950	1686	1750	2144	3894
PRATAPGARH	1344	741	2085	1097	552	1649	1186	790	1976	3627	2083	5710
GRAND TOTAL	21623	14139	35762	19238	12603	31841	23299	16181	39480	64160	42923	107083

SECONDARY EDUCATION, DISTRICT WISE AND CLASS WISE ST ENROLMENT, YEAR 2009-10

(GOVERNMENT)

DISTRICT	9th CLASS			10th CLASS			11th CLASS			12th CLASS			(TOTAL 9 - 12)			(TOTAL 6th TO 12TH)		
	BOYS	GIRLS	TOTAL	BOYS	GIRLS	TOTAL	BOYS	GIRLS	TOTAL	BOYS	GIRLS	TOTAL	BOYS	GIRLS	TOTAL		BOYS	GIRLS
	233	153	386	178	100	278	199	86	285	102	71	173	712	410	1122	1172	607	1779
	1300	1265	2565	1159	1079	2238	1534	1102	2636	918	573	1491	4911	4019	8930	6394	5571	11965
	10444	7378	17822	8039	5707	13746	4286	2747	7033	2911	1730	4641	25680	17562	43242	35344	23984	59328
	721	425	1146	551	358	909	616	221	837	234	128	362	2122	1132	3254	3930	2274	6204
	553	105	658	357	96	453	172	29	201	96	14	110	1178	244	1422	1959	403	2362
	151	212	363	153	214	367	273	184	457	159	97	256	736	707	1443	1001	1021	2022
	976	511	1487	702	309	1011	538	276	814	372	125	497	2588	1221	3809	3897	1706	5603
	1	17	18	27	17	44	14	11	25	31	13	44	73	58	131	98	79	177
	1072	750	1822	838	502	1340	906	375	1281	526	197	723	3342	1824	5166	4795	2913	7708
	674	293	967	368	171	539	180	72	252	107	38	145	1329	574	1903	2279	970	3249
	41	41	82	30	46	76	40	41	81	16	15	31	127	143	270	168	197	365
	2369	2272	4641	2016	2047	4063	2938	1531	4469	1634	769	2403	8957	6619	15576	12063	10390	22453
	313	243	556	222	220	442	316	132	448	233	92	325	1084	687	1771	1558	1272	2830
	5895	5053	10948	4696	4343	9039	2366	1962	4328	1697	1211	2908	14654	12569	27223	24778	19670	44448
	2	3	5	8	6	14	5	4	9	6	6	12	21	19	40	24	22	46
	2484	2165	4649	2285	1924	4209	2246	1459	3705	1733	1205	2938	8748	6753	15501	12912	10641	23553
	106	12	118	85	9	94	62	3	65	45	3	48	298	27	325	511	45	556
	577	115	692	326	52	378	220	19	239	100	14	114	1223	200	1423	2044	379	2423
	826	516	1342	593	318	911	457	239	696	267	151	418	2143	1224	3367	3476	2013	5489
	165	209	374	137	176	313	134	169	303	112	138	250	548	692	1240	793	929	1722
	239	59	298	165	44	209	116	26	142	38	22	60	558	151	709	982	292	1274
	362	318	680	296	273	569	339	303	642	161	159	320	1158	1053	2211	1784	1516	3300
	33	60	93	30	48	78	26	2	28	11	7	18	100	117	217	174	225	399
	694	235	929	415	116	531	208	62	270	134	33	167	1451	446	1897	2959	900	3859
	423	135	558	307	72	379	60	28	88	35	33	68	825	268	1093	1538	498	2036
	1039	832	1871	867	864	1731	1693	614	2307	1080	251	1331	4679	2561	7240	6321	3820	10141
	3	3	6	3	8	11	6	4	10	7	6	13	19	21	40	24	29	53
	317	323	640	364	286	650	540	232	772	295	168	463	1516	1009	2525	2234	1698	3932
	1043	307	1350	489	145	634	253	83	336	137	37	174	1922	572	2494	3761	1084	4845
	1059	604	1663	899	415	1314	1079	316	1395	551	191	742	3588	1526	5114	4937	2343	7280
	4990	3161	8151	3467	2107	5574	1461	755	2216	1165	580	1745	11083	6603	17686	22246	12216	34462
	1105	1078	2183	851	845	1696	1782	707	2489	874	336	1210	4612	2966	7578	6362	5110	11472
	2069	1743	3812	2098	1250	3348	990	525	1515	659	220	879	5816	3738	9554	9443	5821	15264
TOTAL	42279	30596	72875	33021	24167	57188	26055	14319	40374	16446	8633	25079	117801	77715	195516	181961	120638	302599

DISTRICT	6th CLASS			7th CLASS			8th CLASS			T O T A L		
	BOYS	GIRLS	TOTAL	BOYS	GIRLS	TOTAL	BOYS	GIRLS	TOTAL	BOYS	GIRLS	TOTAL
AJMER	15	27	42	13	33	46	21	45	66	49	105	154
ALWAR	0	1	1	0	4	4	0	7	7	0	12	12
BANSWARA	0	0	0	0	0	0	0	0	0	0	0	0
BARAN	0	0	0	0	0	0	0	0	0	0	0	0
BARMER	0	0	0	0	0	0	0	0	0	0	0	0
BHARTPUR	0	17	17	0	11	11	0	23	23	0	51	51
BHILWARA	2	1	3	10	2	12	3	6	9	15	9	24
BIKANER	2	3	5	0	1	1	0	0	0	2	4	6
BUNDI	0	0	0	0	0	0	0	0	0	0	0	0
CHITTORGARH	0	0	0	0	0	0	0	0	0	0	0	0
CHURU	0	0	0	0	0	0	0	0	0	0	0	0
DOUSA	0	0	0	0	0	0	0	0	0	0	0	0
DHOLPUR	0	0	0	0	0	0	0	0	0	0	0	0
DUNGARPUR	18	3	21	16	0	16	19	4	23	53	7	60
HANUMANGARH	0	0	0	0	0	0	0	0	0	0	0	0
JAIPUR	58	39	97	79	48	127	89	53	142	226	140	366
JAISALMER	0	0	0	0	0	0	0	0	0	0	0	0
JALORE	0	0	0	0	0	0	0	0	0	0	0	0
JHALAWAR	0	0	0	0	0	0	0	0	0	0	0	0
JHUNJHUNU	4	3	7	4	12	16	6	15	21	14	30	44
JODHPUR	20	11	31	14	7	21	33	10	43	67	28	95
KOTA	2	1	3	5	1	6	7	2	9	14	4	18
NAGAU	5	0	5	0	0	0	0	0	0	5	0	5
PALI	2	5	7	4	13	17	1	6	7	7	24	31
RAJSAMAND	0	0	0	0	0	0	0	0	0	0	0	0
SWAIMADHOPUR	0	0	0	0	0	0	0	0	0	0	0	0
SHRI GANGANAGAR	3	5	8	5	2	7	4	3	7	12	10	22
SIKAR	12	1	13	15	0	15	5	1	6	32	2	34
SIROHI	0	3	3	0	2	2	0	6	6	0	11	11
TONK	0	0	0	0	0	0	0	0	0	0	0	0
UDAIPUR	66	23	89	39	23	62	57	28	85	162	74	236
KAROLI	0	0	0	0	0	0	0	0	0	0	0	0
PRATAPGARH	4	3	7	12	3	15	10	2	12	26	8	34
GRAND TOTAL	213	146	359	216	162	378	255	211	466	684	519	1203

OFFICE OF THE DIRECTOR, SECONDARY EDUCATION, RAJASTHAN, BIKANER  
 DISTRICT WISE AND CLASS WISE ST ENROLMENT, YEAR 2009-10

(AIDED) (FU)

DISTRICT	9th CLASS			10th CLASS			11th CLASS			12th CLASS			(TOTAL 9 - 12)			(TOTAL BOYS)	6th TO 12TH	TOTAL
	BOYS	GIRLS	TOTAL	BOYS	GIRLS	TOTAL	BOYS	GIRLS	TOTAL	BOYS	GIRLS	TOTAL	BOYS	GIRLS	TOTAL			
BARAN	54	65	119	42	74	116	59	26	85	50	50	100	205	215	420	254	320	574
BANSWARA	6	10	16	8	11	19	19	39	58	21	40	61	54	100	154	54	112	166
BANWARA	0	0	0	0	0	0	0	0	0	0	0	0	0	0	0	0	0	0
BHILWARA	0	0	0	0	0	0	0	0	0	0	0	0	0	0	0	0	0	0
BUNDELKHANDI	0	0	0	0	0	0	0	0	0	0	0	0	0	0	0	0	0	0
CHITAMPUR	0	41	41	2	42	44	7	132	139	4	107	111	13	322	335	13	373	406
DEWAS	9	6	15	7	22	29	16	10	26	9	14	23	41	52	93	56	61	117
DEWANGANJER	1	1	2	0	3	3	0	0	0	0	0	0	1	4	5	3	8	11
DHAOLI	0	0	0	0	0	0	0	0	0	0	0	0	0	0	0	0	0	0
DUNGARPUR	0	0	0	0	0	0	0	0	0	0	0	0	0	0	0	0	0	0
DURGAPUR	0	0	0	0	0	0	0	0	0	0	0	0	0	0	0	0	0	0
GHANASINGHPUR	0	0	0	0	0	0	0	0	0	0	0	0	0	0	0	0	0	0
JALAPUR	0	0	0	0	0	0	0	0	0	0	0	0	0	0	0	0	0	0
JALAPUR	27	0	27	16	1	17	38	6	44	12	4	16	93	11	104	146	18	164
JAMNAGAR	0	0	0	0	0	0	0	0	0	0	0	0	0	0	0	0	0	0
JAMNAGAR	178	87	265	215	68	283	194	45	239	163	53	216	750	253	1003	976	393	1369
JAMNAGAR	0	0	0	0	0	0	0	0	0	0	0	0	0	0	0	0	0	0
JAMNAGAR	0	0	0	0	0	0	0	0	0	0	0	0	0	0	0	0	0	0
JAMNAGAR	0	0	0	0	0	0	0	0	0	0	0	0	0	0	0	0	0	0
JAMNAGAR	10	22	32	24	40	64	27	41	68	14	39	53	75	142	217	89	172	261
JAMNAGAR	37	18	55	58	23	81	71	44	115	73	31	104	239	116	355	306	144	450
JAMNAGAR	14	9	23	18	8	26	18	12	30	16	13	29	66	42	108	80	46	126
JAMNAGAR	0	0	0	1	0	1	0	0	0	0	0	0	1	0	1	6	0	0
JAMNAGAR	7	6	13	8	2	10	16	7	23	14	4	18	45	19	64	52	43	95
JAMNAGAR	0	0	0	0	0	0	0	0	0	0	0	0	0	0	0	0	0	0
JAMNAGAR	0	0	0	0	0	0	0	0	0	0	0	0	0	0	0	0	0	0
JAMNAGAR	13	8	21	12	6	18	20	9	29	10	8	18	55	31	86	67	41	108
JAMNAGAR	2	2	4	7	3	10	12	1	13	6	7	13	27	13	40	59	15	74
JAMNAGAR	0	2	2	0	2	2	0	2	2	0	1	1	0	7	7	0	18	25
JAMNAGAR	0	0	0	0	0	0	0	0	0	0	0	0	0	0	0	0	0	0
JAMNAGAR	60	94	154	63	87	150	99	82	181	48	69	117	270	332	602	432	406	838
JAMNAGAR	0	0	0	0	0	0	0	0	0	0	0	0	0	0	0	0	0	0
JAMNAGAR	34	18	52	14	10	24	22	6	28	11	6	17	81	40	121	107	48	155
<b>TOTAL</b>	<b>452</b>	<b>389</b>	<b>841</b>	<b>495</b>	<b>402</b>	<b>897</b>	<b>618</b>	<b>462</b>	<b>1080</b>	<b>451</b>	<b>446</b>	<b>897</b>	<b>2016</b>	<b>1699</b>	<b>3715</b>	<b>2700</b>	<b>2218</b>	<b>4918</b>

DISTRICT	6th CLASS			7th CLASS			8th CLASS			T O T A L		
	BOYS	GIRLS	TOTAL	BOYS	GIRLS	TOTAL	BOYS	GIRLS	TOTAL	BOYS	GIRLS	TOTAL
AJMER	100	69	169	111	69	180	121	79	200	332	217	549
ALWAR	1176	664	1840	1149	623	1772	1662	902	2564	3987	2189	6176
BANSWARA	500	289	789	420	211	631	518	250	768	1438	750	2188
BARAN	405	162	567	420	167	587	742	270	1012	1567	599	2166
BARMER	72	45	117	87	26	113	67	28	95	226	99	325
BHARTPUR	343	135	478	325	172	497	303	212	515	971	519	1490
BHILWARA	62	32	94	69	27	96	63	31	94	194	90	284
BIKANER	49	49	98	32	22	54	37	41	78	118	112	230
BUNDI	368	140	508	433	140	573	692	197	889	1493	477	1970
CHITTORGARH	44	18	62	36	22	58	45	21	66	125	61	186
CHURU	29	19	48	16	18	34	18	12	30	63	49	112
DOUSA	1755	844	2599	1827	780	2607	2981	1100	4081	6563	2724	9287
DHOLPUR	197	80	277	212	76	288	288	99	387	697	255	952
DUNGARPUR	90	63	153	87	77	164	129	66	195	306	206	512
HANUMANGARH	0	0	0	0	0	0	0	0	0	0	0	0
JAIPUR	2228	1187	3415	2232	1376	3608	2695	1405	4100	7155	3968	11123
JAISALMER	15	9	24	9	4	13	10	5	15	34	18	52
JALORE	50	10	60	38	15	53	49	7	56	137	32	169
JHALAWAR	308	111	419	292	118	410	413	142	555	1013	371	1384
JHUNJHUNU	323	189	512	312	208	520	308	198	506	943	595	1538
JODHPUR	64	22	86	67	50	117	82	34	116	213	106	319
KOTA	653	303	956	747	278	1025	833	421	1254	2233	1002	3235
NAGAU	103	40	143	78	27	105	40	19	59	221	86	307
PALI	46	23	69	51	19	70	53	17	70	150	59	209
RAJSAMAND	34	12	46	18	12	30	20	7	27	72	31	103
SWAIMADHOPUR	1303	355	1658	1184	435	1619	2062	508	2570	4549	1298	5847
SHRI GANGANAGAR	21	10	31	24	19	43	39	25	64	84	54	138
SIKAR	1266	709	1975	1123	669	1792	962	599	1561	3351	1977	5328
SIROHI	35	12	47	38	13	51	39	14	53	112	39	151
TONK	406	117	523	399	126	525	625	140	765	1430	383	1813
UDAIPUR	374	186	560	328	190	518	364	190	554	1066	566	1632
KAROLI	1560	745	2305	1496	674	2170	2092	883	2975	5148	2302	7450
PRATAPGARH	84	35	119	81	35	116	56	73	129	221	143	364
<b>GRAND TOTAL</b>	<b>14063</b>	<b>6684</b>	<b>20747</b>	<b>13741</b>	<b>6698</b>	<b>20439</b>	<b>18408</b>	<b>7995</b>	<b>26403</b>	<b>46212</b>	<b>21377</b>	<b>67589</b>

OFFICE OF THE DIRECTOR, SECONDARY EDUCATION, RAJASTHAN, BIKANER  
 DISTRICT WISE AND CLASS WISE ST ENROLMENT, YEAR 2009-10

(NON AIDED)

DISTRICT	9th CLASS			10th CLASS			11th CLASS			12th CLASS			(TOTAL 9 - 12)			(TOTAL 6th TO 12TH)		
	BOYS	GIRLS	TOTAL	BOYS	GIRLS	TOTAL	BOYS	GIRLS	TOTAL	BOYS	GIRLS	TOTAL	BOYS	GIRLS	TOTAL	BOYS	GIRLS	TOTAL
	172	81	253	163	83	246	112	46	158	88	27	115	535	237	772	867	454	1321
	2137	1191	3328	3220	1444	4664	1731	844	2575	1465	600	2065	8553	4079	12632	12540	6268	18808
	676	385	1061	581	368	949	129	68	197	70	31	101	1456	852	2308	2894	1602	4496
	894	299	1193	1169	388	1557	441	155	596	369	121	490	2873	963	3836	4440	1562	6002
	95	26	121	85	36	121	27	14	41	24	12	36	231	88	319	457	187	644
	388	281	669	606	420	1026	316	150	466	297	119	416	1607	970	2577	2578	1489	4067
	93	24	117	80	20	100	5	1	6	1	0	1	179	45	224	373	135	508
	58	32	90	48	35	83	26	16	42	29	13	42	161	96	257	279	208	487
	881	280	1161	913	304	1217	400	88	488	244	55	299	2438	727	3165	3931	1204	5135
	67	22	89	51	22	73	11	5	16	5	3	8	134	52	186	259	113	372
	43	41	84	46	29	75	23	33	56	14	22	36	126	125	251	189	174	363
	3106	1254	4360	5296	1879	7175	3149	1467	4616	2369	913	3282	13920	5513	19433	20483	8237	28720
	469	153	622	415	187	602	151	79	230	141	54	195	1176	473	1649	1873	728	2601
	112	80	192	111	80	191	22	10	32	9	10	19	254	180	434	560	386	946
	0	0	0	0	0	0	0	0	0	0	0	0	0	0	0	0	0	0
	3361	1987	5348	3822	2000	5822	2066	1289	3355	1873	1100	2973	11122	6376	17498	18277	10344	28621
	17	9	26	15	7	22	6	4	10	3	2	5	41	22	63	75	40	115
	78	14	92	69	17	86	27	1	28	18	7	25	192	39	231	329	71	400
	471	140	611	528	131	659	207	71	278	184	46	230	1390	388	1778	2403	759	3162
	401	167	568	491	244	735	380	171	551	412	177	589	1684	759	2443	2627	1354	3981
	99	44	143	121	46	167	64	34	98	66	28	94	350	152	502	563	258	821
	726	389	1115	1225	556	1781	848	338	1186	997	352	1349	3796	1635	5431	6029	2637	8666
	88	28	116	138	33	171	37	14	51	35	7	42	298	82	380	519	168	687
	65	24	89	66	21	87	28	4	32	16	4	20	175	53	228	325	112	437
	19	11	30	23	19	42	0	0	0	2	6	8	44	36	80	116	67	183
	2196	582	2778	3114	708	3822	1439	569	2008	1277	391	1668	8026	2250	10276	12575	3548	16123
	36	25	61	47	24	71	29	29	58	26	20	46	138	98	236	222	152	374
	1535	1027	2562	1508	1087	2595	1336	1034	2370	1788	1207	2995	6167	4355	10522	9518	6332	15850
	32	8	40	35	5	40	2	2	4	3	3	6	72	18	90	184	57	241
	773	198	971	1026	249	1275	323	94	417	274	66	340	2396	607	3003	3826	990	4816
	444	237	681	416	297	713	153	156	309	106	89	195	1119	779	1898	2185	1345	3530
	2394	996	3390	2896	1250	4146	1158	706	1864	806	319	1125	7254	3271	10525	12402	5573	17975
	142	43	185	52	42	94	6	4	10	2	3	5	202	92	294	423	235	658
TOTAL	22068	10078	32146	28376	12031	40407	14652	7496	22148	13013	5807	18820	78109	35412	113521	124321	56789	181110

DISTRICT	6th CLASS			7th CLASS			8th CLASS			T O T A L		
	BOYS	GIRLS	TOTAL	BOYS	GIRLS	TOTAL	BOYS	GIRLS	TOTAL	BOYS	GIRLS	TOTAL
AJMER	277	166	443	286	164	450	278	189	467	841	519	1360
ALWAR	1544	1066	2610	1593	1068	2661	2333	1619	3952	5470	3753	9223
BANSWARA	3633	2375	6008	3298	2103	5401	4171	2694	6865	11102	7172	18274
BARAN	968	553	1521	993	523	1516	1414	665	2079	3375	1741	5116
BARMER	352	118	470	330	65	395	325	75	400	1007	258	1265
BHARTPUR	396	263	659	391	263	654	449	358	807	1236	884	2120
BHILWARA	528	197	725	450	200	650	540	187	727	1518	584	2102
BIKANER	58	60	118	39	31	70	48	46	94	145	137	282
BUNDI	804	512	1316	888	471	1359	1254	583	1837	2946	1566	4512
CHITTORGARH	417	157	574	317	144	461	341	156	497	1075	457	1532
CHURU	40	37	77	27	31	58	37	35	72	104	103	207
DOUSA	2648	1923	4571	2757	1821	4578	4264	2751	7015	9669	6495	16164
DHOLPUR	305	281	586	363	270	633	503	289	792	1171	840	2011
DUNGARPUR	3608	2429	6037	2930	2029	4959	3945	2856	6801	10483	7314	17797
HANUMANGARH	1	1	2	1	2	3	1	0	1	3	3	6
JAIPUR	3549	2361	5910	3643	2699	6342	4353	2936	7289	11545	7996	19541
JAISALMER	91	11	102	73	8	81	83	17	100	247	36	283
JALORE	338	102	440	287	49	336	333	60	393	958	211	1169
JHALAWAR	769	446	1215	665	312	977	912	402	1314	2346	1160	3506
JHUNJHUNU	378	236	614	384	294	678	440	332	772	1202	862	2064
JODHPUR	223	85	308	211	98	309	270	92	362	704	275	979
KOTA	859	436	1295	924	427	1351	1090	606	1696	2873	1469	4342
NAGOUR	132	54	186	106	53	159	62	87	149	300	194	494
PALI	535	161	696	485	173	658	645	203	848	1665	537	2202
RAJSAMAND	340	85	425	217	90	307	228	86	314	785	261	1046
SWAIMADHOPUR	1773	743	2516	1669	854	2523	2749	960	3709	6191	2557	8748
SHRI GANGANAGAR	26	16	42	30	24	54	45	32	77	101	72	173
SIKAR	1460	896	2356	1394	886	2280	1247	886	2133	4101	2668	6769
SIROHI	806	234	1040	570	151	721	575	177	752	1951	562	2513
TONK	820	393	1213	784	376	1160	1175	431	1606	2779	1200	3979
UDAIPUR	4749	2446	7195	3870	1928	5798	3772	1879	5651	12391	6253	18644
KAROLI	2040	1347	3387	2030	1266	3296	2828	1833	4661	6898	4446	11344
PRATAPGARH	1432	779	2211	1190	590	1780	1252	865	2117	3874	2234	6108
GRAND TOTAL	35899	20969	56868	33195	19463	52658	41962	24387	66349	111056	64819	175875



DISTRICT	9th CLASS			10th CLASS			11th CLASS			12th CLASS			(TOTAL 9 - 12)			(TOTAL 6th TO 12TH)		
	BOYS	GIRLS	TOTAL	BOYS	GIRLS	TOTAL	BOYS	GIRLS	TOTAL	BOYS	GIRLS	TOTAL	BOYS	GIRLS	TOTAL			
BANASKANTH	459	299	758	383	257	640	370	158	528	240	148	388	1452	862	2314	2293	1381	3674
BANSWARA	3443	2466	5909	4387	2534	6921	3284	1985	5269	2404	1213	3617	13518	8198	21716	18988	11951	30939
BHARATPUR	11120	7763	18883	8620	6075	14695	4415	2815	7230	2981	1761	4742	27136	18414	45550	38238	25586	63824
BHILAI	1615	724	2339	1720	746	2466	1057	376	1433	603	249	852	4995	2095	7090	8370	3836	12206
BHILWARA	648	131	779	442	132	574	199	43	242	120	26	146	1409	332	1741	2416	590	2996
BUNDELKHAND	539	534	1073	761	676	1437	596	466	1062	460	323	783	2356	1999	4355	3592	2883	6475
CHITTOOR	1078	541	1619	789	351	1140	559	287	846	382	139	521	2808	1318	4126	4326	1902	6228
CHITTOOR	60	50	110	75	55	130	40	27	67	60	26	86	235	158	393	380	295	675
CHITTOOR	1953	1030	2983	1751	806	2557	1306	463	1769	770	252	1022	5780	2551	8331	8726	4117	12843
CHITTOOR	741	315	1056	419	193	612	191	77	268	112	41	153	1463	626	2089	2538	1083	3621
CHITTOOR	84	82	166	76	75	151	63	74	137	30	37	67	253	268	521	357	371	728
CHITTOOR	5475	3526	9001	7312	3926	11238	6087	2998	9085	4003	1682	5685	22877	12132	35009	32546	18627	51173
CHITTOOR	782	396	1178	637	407	1044	467	211	678	374	146	520	2260	1160	3420	3431	2000	5431
CHITTOOR	6034	5133	11167	4823	4424	9247	2426	1978	4404	1718	1225	2943	15001	12760	27761	25484	20074	45558
CHITTOOR	2	3	5	8	6	14	5	4	9	6	6	12	21	19	40	24	22	46
CHITTOOR	6023	4239	10262	6322	3992	10314	4506	2793	7299	3769	2358	6127	20620	13382	34002	32165	21378	53543
CHITTOOR	123	21	144	100	16	116	68	7	75	48	5	53	339	49	388	586	85	671
CHITTOOR	655	129	784	395	69	464	247	20	267	118	21	139	1415	239	1654	2373	450	2823
CHITTOOR	1297	656	1953	1121	449	1570	664	310	974	451	197	648	3533	1612	5145	5879	2772	8651
CHITTOOR	576	398	974	652	460	1112	541	381	922	538	354	892	2307	1593	3900	3509	2455	5964
CHITTOOR	375	121	496	344	113	457	251	104	355	177	81	258	1147	419	1566	1851	694	2545
CHITTOOR	1102	716	1818	1539	837	2376	1205	653	1858	1174	524	1698	5020	2730	7750	7893	4199	12092
CHITTOOR	121	88	209	169	81	250	63	16	79	46	14	60	399	199	598	699	393	1092
CHITTOOR	766	265	1031	489	139	628	252	73	325	164	41	205	1671	518	2189	3336	1055	4391
CHITTOOR	442	146	588	330	91	421	60	28	88	37	39	76	869	304	1173	1654	565	2219
CHITTOOR	3235	1414	4649	3981	1572	5553	3132	1183	4315	2357	642	2999	12705	4811	17516	18896	7368	26264
CHITTOOR	52	36	88	62	38	100	55	42	97	43	34	77	212	150	362	313	222	535
CHITTOOR	1854	1352	3206	1879	1376	3255	1888	1267	3155	2089	1382	3471	7710	5377	13087	11811	8045	19856
CHITTOOR	1075	317	1392	524	152	676	255	87	342	140	41	181	1994	597	2591	3945	1159	5104
CHITTOOR	1832	802	2634	1925	664	2589	1402	410	1812	825	257	1082	5984	2133	8117	8763	3333	12096
CHITTOOR	5494	3492	8986	3946	2491	6437	1713	993	2706	1319	738	2057	12472	7714	20186	24863	13967	38830
CHITTOOR	3499	2074	5573	3747	2095	5842	2940	1413	4353	1680	655	2335	11866	6237	18103	18764	10683	29447
CHITTOOR	2245	1804	4049	2164	1302	3466	1018	535	1553	672	229	901	6099	3870	9969	9973	6104	16077
TOTAL	64799	41063	105862	61892	36600	98492	41325	22277	63602	29910	14886	44796	197926	114826	312752	308982	179645	488627

DISTRICT	GOVERNMENT			AIDED SCHOOL			UN-AIDED SCHOOLS			GRAND TOTAL		
	BOYS	GIRLS	TOTAL	BOYS	GIRLS	TOTAL	BOYS	GIRLS	TOTAL	BOYS	GIRLS	TOTAL
ADMER	15748	6849	22597	403	233	636	8012	2974	10986	24163	10056	34219
ALWAR	12460	11866	24326	0	0	0	30622	14933	45555	43082	26799	69881
ANSWARA	2057	1864	3921	0	0	0	110	474	584	2167	2338	4505
BARAN	3964	3603	7567	0	0	0	7493	3345	10838	11457	6948	18405
BARMER	16448	8184	24632	0	0	0	5792	1892	7684	22240	10076	32316
BARTPUR	6529	6291	12820	0	0	0	19279	10036	29315	25808	16327	42135
BILWARA	15086	6792	21878	0	0	0	2734	1168	3902	17820	7960	25780
BIKANER	9788	7014	16802	43	128	171	10257	7098	17355	20088	14240	34328
BUNDI	7753	3573	11326	0	0	0	4176	3186	7362	11929	6759	18688
BHITTORGAR	7677	5065	12742	0	0	0	2432	1088	3520	10109	6153	16262
BHURU	8646	6235	14881	0	0	0	6879	5975	12854	15525	12210	27735
BHUSA	3953	3766	7719	0	0	0	8323	3303	11626	12276	7069	19345
BHOLPUR	4600	3947	8547	0	0	0	5957	2432	8389	10557	6379	16936
BUNGARPUR	2379	2200	4579	0	0	0	676	311	987	3055	2511	5566
BANUMANGAR	6877	6331	13208	0	0	0	16182	10321	26503	23059	16652	39711
JAIPUR	9864	12213	22077	0	0	0	31844	19002	50846	41708	31215	72923
JAISALMER	1908	542	2450	0	0	0	923	219	1142	2831	761	3592
JALORE	9411	4411	13822	0	0	0	6833	2022	8855	16244	6433	22677
JHALAWAR	7706	5108	12814	0	0	0	4828	1966	6794	12534	7074	19608
JHUNJHUNU	8970	10283	19253	32	13	45	25742	12090	37832	34744	22386	57130
JODHPUR	13463	7445	20908	0	23	23	12969	6567	19536	26432	14035	40467
KOTA	3614	3572	7186	0	0	0	7657	3640	11297	11271	7212	18483
KAGAUR	14514	9486	24000	0	0	0	29451	15757	45208	43965	25243	69208
KALI	14078	7293	21371	0	0	0	7776	3489	11265	21854	10782	32636
KAJSAMAND	5500	4962	10462	0	0	0	981	697	1678	6481	5659	12140
K.M.	3785	2131	5916	0	0	0	8316	2475	10791	12101	4606	16707
KHRIGANGA.	5482	4633	10115	0	0	0	8617	5655	14272	14099	10288	24387
SIKAR	8679	10868	19547	112	30	142	28514	17710	46224	37305	28608	65913
SIROHI	5410	2112	7522	0	0	0	974	95	1069	6384	2207	8591
TONK	5920	4553	10473	0	0	0	8093	2812	10905	14013	7365	21378
UDAIPUR	6324	4896	11220	68	28	96	2936	1343	4279	9328	6267	15595
VAROLI	3761	2804	6565	0	0	0	9945	3436	13381	13706	6240	19946
VRATAPGAR	1153	1033	2186	0	0	0	303	244	547	1456	1277	2733
TOTAL	253507	181925	435432	658	455	1113	325626	167755	493381	579791	350135	929926

DISTRICT	GOVERNMENT			AIDED SCHOOL			UN-AIDED SCHOOLS			GRAND TOTAL		
	BOYS	GIRLS	TOTAL	BOYS	GIRLS	TOTAL	BOYS	GIRLS	TOTAL	BOYS	GIRLS	TOTAL
BIKANER	21455	10592	32047	2692	1762	4454	5500	2196	7696	29647	14550	44197
CHITRA	21462	14297	35759	923	909	1832	39410	16946	56356	61795	32152	93947
DEWARA	3581	2447	6028	0	0	0	528	274	802	4109	2721	6830
DEWAS	4668	2633	7301	0	0	0	6930	3190	10120	11598	5823	17421
DEWAS	13667	6391	20058	0	0	0	5053	1343	6396	18720	7734	26454
DEWAS	12153	8218	20371	93	434	527	24575	8077	32652	36821	16729	53550
DEWARA	15969	7087	23056	949	627	1576	818	370	1188	17736	8084	25820
DEWARA	3576	1667	5243	43	13	56	2268	858	3126	5887	2538	8425
DEWARA	4493	1828	6321	0	0	0	1411	996	2407	5904	2824	8728
DEWARA	9263	4696	13959	0	0	0	801	223	1024	10064	4919	14983
DEWARA	14215	9879	24094	635	685	1320	13594	8807	22401	28444	19371	47815
DEWARA	7928	4179	12107	0	0	0	13581	5170	18751	21509	9349	30858
DEWARA	6235	3097	9332	0	0	0	3873	1385	5258	10108	4482	14590
DEWARA	4359	2972	7331	141	62	203	165	97	262	4665	3131	7796
DEWARA	8910	7608	16518	1124	831	1955	25195	14731	39926	35229	23170	58399
DEWARA	23353	18206	41559	2789	1123	3912	54600	30431	85031	80742	49760	130502
DEWARA	2168	491	2659	0	0	0	396	288	684	2564	779	3343
DEWARA	9417	4001	13418	0	0	0	5228	1408	6636	14645	5409	20054
DEWARA	8886	5075	13961	0	0	0	3683	1196	4879	12569	6271	18840
DEWARA	13790	12032	25822	4925	4522	9447	56957	29958	86915	75672	46512	122184
DEWARA	16246	7136	23382	4798	2167	6965	15530	7799	23329	36574	17102	53676
DEWARA	6279	5314	11593	325	130	455	6683	3168	9851	13287	8612	21899
DEWARA	24255	11546	35801	1197	756	1953	39033	9335	48368	64485	21637	86122
DEWARA	16477	7115	23592	1185	484	1669	5045	1999	7044	22707	9598	32305
DEWARA	8980	3027	12007	0	0	0	341	167	508	9321	3194	12515
DEWARA	6000	1947	7947	0	0	0	4554	1477	6031	10554	3424	13978
DEWARA	7878	6984	14862	2918	1483	4401	16336	10620	26956	27132	19087	46219
DEWARA	15464	14250	29714	2631	1261	3892	57466	30723	88189	75561	46234	121795
DEWARA	6087	1896	7983	0	193	193	450	252	702	6537	2341	8878
DEWARA	9972	5053	15025	0	0	0	6309	2148	8457	16281	7201	23482
DEWARA	8927	5706	14633	1229	896	2125	3803	1717	5520	13959	8319	22278
DEWARA	5695	2268	7963	0	0	0	8032	2117	10149	13727	4385	18112
DEWARA	2657	1827	4484	349	109	458	349	109	458	3355	2045	5400
TOTAL	344465	201465	545930	28946	18447	47393	428497	199575	628072	801908	419487	1221395

DISTRICT	GOVERNMENT			AIDED SCHOOL			UN-AIDED SCHOOLS			GRAND TOTAL		
	BOYS	GIRLS	TOTAL	BOYS	GIRLS	TOTAL	BOYS	GIRLS	TOTAL	BOYS	GIRLS	TOTAL
AJMER	37203	17441	54644	3095	1995	5090	13512	5170	18682	53810	24606	78416
ALWAR	33922	26163	60085	923	909	1832	70032	31879	101911	104877	58951	163828
BANSWARA	5638	4311	9949	0	0	0	638	748	1386	6276	5059	11335
BARAN	8632	6236	14868	0	0	0	14423	6535	20958	23055	12771	35826
BARMER	30115	14575	44690	0	0	0	10845	3235	14080	40960	17810	58770
BHARTPUR	18682	14509	33191	93	434	527	43854	18113	61967	62629	33056	95685
BHILWARA	31055	13879	44934	949	627	1576	3552	1538	5090	35556	16044	51600
BIKANER	13364	8681	22045	86	141	227	12525	7956	20481	25975	16778	42753
BUNDI	12246	5401	17647	0	0	0	5587	4182	9769	17833	9583	27416
CHITTORGAR	16940	9761	26701	0	0	0	3233	1311	4544	20173	11072	31245
CHURU	22861	16114	38975	635	685	1320	20473	14782	35255	43969	31581	75550
DOUSA	11881	7945	19826	0	0	0	21904	8473	30377	33785	16418	50203
DHOLPUR	10835	7044	17879	0	0	0	9830	3817	13647	20665	10861	31526
DUNGARPUR	6738	5172	11910	141	62	203	841	408	1249	7720	5642	13362
HANUMANGAR	15787	13939	29726	1124	831	1955	41377	25052	66429	58288	39822	98110
JAIPUR	33217	30419	63636	2789	1123	3912	86444	49433	135877	122450	80975	203425
JAISALMER	4076	1033	5109	0	0	0	1319	507	1826	5395	1540	6935
JALORE	18828	8412	27240	0	0	0	12061	3430	15491	30889	11842	42731
JHALAWAR	16592	10183	26775	0	0	0	8511	3162	11673	25103	13345	38448
JHUNJHUNU	22760	22315	45075	4957	4535	9492	82699	42048	124747	110416	68898	179314
JODHPUR	29709	14581	44290	4798	2190	6988	28499	14366	42865	63006	31137	94143
KOTA	9893	8886	18779	325	130	455	14340	6808	21148	24558	15824	40382
NAGAU	38769	21032	59801	1197	756	1953	68484	25092	93576	108450	46880	155330
PALI	30555	14408	44963	1185	484	1669	12821	5488	18309	44561	20380	64941
RAJSAMAND	14480	7989	22469	0	0	0	1322	864	2186	15802	8853	24655
S.M.	9785	4078	13863	0	0	0	12870	3952	16822	22655	8030	30685
SHRIGANGA	13360	11617	24977	2918	1483	4401	24953	16275	41228	41231	29375	70606
SIKAR	24143	25118	49261	2743	1291	4034	85980	48433	134413	112866	74842	187708
SIROHI	11497	4008	15505	0	193	193	1424	347	1771	12921	4548	17469
TONK	15892	9606	25498	0	0	0	14402	4960	19362	30294	14566	44860
UDAIPUR	15251	10602	25853	1297	924	2221	6739	3060	9799	23287	14586	37873
KAROLI	9456	5072	14528	0	0	0	17977	5553	23530	27433	10625	38058
PRATAPGAR	3810	2860	6670	349	109	458	652	353	1005	4811	3322	8133
TOTAL	597972	383390	981362	29604	18902	48506	754123	367330	1121453	1381699	769622	2151321

DISTRICT	GOVERNMENT			AIDED SCHOOLS			UN-AIDED SCHOOLS			GRAND TOTAL		
	MALE	FEMALE	TOTAL	MALE	FEMALE	TOTAL	MALE	FEMALE	TOTAL	MALE	FEMALE	TOTAL
AJMER	909	414	1323	25	31	56	782	1193	1975	1716	1638	3354
ALWAR	1257	229	1486	0	0	0	4203	1399	5602	5460	1628	7088
BANSWARA	374	80	454	0	0	0	293	92	385	667	172	839
BARAN	347	61	408	0	0	0	753	306	1059	1100	367	1467
BARMER	477	16	493	0	0	0	601	213	814	1078	229	1307
BHARTPUR	1014	166	1180	0	0	0	2189	489	2678	3203	655	3858
BHILWARA	772	205	977	0	0	0	292	427	719	1064	632	1696
BIKANER	613	376	989	19	45	64	675	598	1273	1307	1019	2326
BUNDI	309	61	370	0	0	0	517	340	857	826	401	1227
CHITTORGARH	366	91	457	0	0	0	285	346	631	651	437	1088
CHURU	951	147	1098	0	0	0	1403	284	1687	2354	431	2785
DOUSA	421	24	445	0	0	0	1172	207	1379	1593	231	1824
DHOLPUR	327	40	367	0	0	0	1063	236	1299	1390	276	1666
DUNGARPUR	322	49	371	0	0	0	200	143	343	522	192	714
HANUMANGARH	468	94	562	0	0	0	1807	632	2439	2275	726	3001
JAIPUR	1559	441	2000	0	0	0	6017	2980	8997	7576	3421	10997
JAISALMER	153	8	161	0	0	0	114	25	139	267	33	300
JALORE	363	32	395	0	0	0	609	107	716	972	139	1111
JHALAWAR	206	41	247	0	0	0	575	199	774	781	240	1021
JHUNJHUNU	1043	220	1263	7	7	14	2705	558	3263	3755	785	4540
JODHPUR	706	178	884	1	4	5	1662	795	2457	2369	977	3346
KOTA	460	274	734	0	0	0	1293	834	2127	1753	1108	2861
NAGAU	1046	101	1147	0	0	0	2714	529	3243	3760	630	4390
PALI	669	80	749	0	0	0	820	411	1231	1489	491	1980
RAJSAMAND	452	92	544	0	0	0	157	134	291	609	226	835
SWAIMADHOPUR	523	96	619	0	0	0	1286	415	1701	1809	511	2320
SHRI GANGANAGAR	493	237	730	0	0	0	1112	688	1800	1605	925	2530
SIKAR	1499	213	1712	3	0	3	4716	1239	5955	6218	1452	7670
SIROHI	329	39	368	0	0	0	159	110	269	488	149	637
TONK	664	90	754	0	0	0	1080	426	1506	1744	516	2260
UDAIPUR	812	396	1208	3	26	29	451	977	1428	1266	1399	2665
KAROLI	477	27	504	0	0	0	1921	373	2294	2398	400	2798
PRATAPGARH	136	16	152	0	0	0	103	76	179	239	92	331
GRAND TOTAL	20517	4634	25151	58	113	171	43729	17781	61510	64304	22528	86832

DISTRICT	GOVERNMENT			AIDED SCHOOLS			UN-AIDED SCHOOLS			GRAND TOTAL		
	MALE	FEMALE	TOTAL	MALE	FEMALE	TOTAL	MALE	FEMALE	TOTAL	MALE	FEMALE	TOTAL
ADMER	1101	787	1888	125	240	365	721	1453	2174	1947	2480	4427
ALWAR	2025	611	2636	65	82	147	2971	1146	4117	5061	1839	6900
BANSWARA	780	278	1058	0	0	0	156	105	261	936	383	1319
BABAN	428	93	521	0	0	0	594	191	785	1022	284	1306
BARMER	718	132	850	0	0	0	248	68	316	966	200	1166
BARTPUR	1281	188	1469	19	34	53	1678	429	2107	2978	651	3629
BHILWARA	1027	356	1383	44	55	99	150	286	436	1221	697	1918
BTKANER	677	474	1151	37	29	66	585	393	978	1299	896	2195
BUNDI	556	175	731	0	0	0	348	200	548	904	375	1279
CHITTORGARH	774	278	1052	0	0	0	93	110	203	867	388	1255
CHURU	856	195	1051	72	39	111	1068	260	1328	1996	494	2490
COUSA	882	160	1042	0	0	0	1613	215	1828	2495	375	2870
DHOLPUR	493	85	578	0	0	0	487	82	569	980	167	1147
DUNGARPUR	751	133	884	15	0	15	115	63	178	881	196	1077
DUNUMANGARH	591	210	801	51	28	79	1635	596	2231	2277	834	3111
JAIPUR	2626	917	3543	334	274	608	6086	3132	9218	9046	4323	13369
JAISALMER	202	20	222	0	0	0	54	18	72	256	38	294
JALORE	570	56	626	0	0	0	349	35	384	919	91	1010
JHALAWAR	644	182	826	0	0	0	293	127	420	937	309	1246
JHUNJHUNU	1120	165	1285	293	189	482	3020	630	3650	4433	984	5417
JODHPUR	1018	583	1601	212	146	358	1273	886	2159	2503	1615	4118
KOTA	694	477	1171	26	46	72	1390	997	2387	2110	1520	3630
NAGAU	1457	238	1695	94	13	107	1368	347	1715	2919	598	3517
NALI	1088	175	1263	63	32	95	426	132	558	1577	339	1916
NAJSAMAND	596	139	735	0	0	0	216	46	262	812	185	997
SWAIMADHOPUR	576	148	724	0	0	0	707	222	929	1283	370	1653
SHRI GANGANAGAR	578	420	998	154	119	273	1229	683	1912	1961	1222	3183
SIKAR	1338	271	1609	182	69	251	4169	997	5166	5689	1337	7026
SIROHI	452	110	562	0	9	9	73	54	127	525	173	698
TONK	711	148	859	0	0	0	655	322	977	1366	470	1836
UDAIPUR	1136	564	1700	97	159	256	442	937	1379	1675	1660	3335
VAROLI	778	96	874	0	0	0	927	187	1114	1705	283	1988
VRATAPGARH	263	52	315	18	7	25	35	39	74	316	98	414
GRAND TOTAL	28787	8916	37703	1901	1570	3471	35174	15388	50562	65862	25874	91736

DISTRICT	GOVERNMENT			AIDED SCHOOLS			UN-AIDED SCHOOLS			GRAND TOTAL		
	MALE	FEMALE	TOTAL	MALE	FEMALE	TOTAL	MALE	FEMALE	TOTAL	MALE	FEMALE	TOTAL
AJMER	2010	1201	3211	150	271	421	1503	2646	4149	3663	4118	7781
ALWAR	3282	840	4122	65	82	147	7174	2545	9719	10521	3467	13988
BANSWARA	1154	358	1512	0	0	0	449	197	646	1603	555	2158
BARAN	775	154	929	0	0	0	1347	497	1844	2122	651	2773
BARMER	1195	148	1343	0	0	0	849	281	1130	2044	429	2473
BHARTPUR	2295	354	2649	19	34	53	3867	918	4785	6181	1306	7487
BHILWARA	1799	561	2360	44	55	99	442	713	1155	2285	1329	3614
BIKANER	1290	850	2140	56	74	130	1260	991	2251	2606	1915	4521
BUNDI	865	236	1101	0	0	0	865	540	1405	1730	776	2506
CHITTORGARH	1140	369	1509	0	0	0	378	456	834	1518	825	2343
CHURU	1807	342	2149	72	39	111	2471	544	3015	4350	925	5275
DOUSA	1303	184	1487	0	0	0	2785	422	3207	4088	606	4694
DHOLPUR	820	125	945	0	0	0	1550	318	1868	2370	443	2813
DUNGARPUR	1073	182	1255	15	0	15	315	206	521	1403	388	1791
HANUMANGARH	1059	304	1363	51	28	79	3442	1228	4670	4552	1560	6112
JAIPUR	4185	1358	5543	334	274	608	12103	6112	18215	16622	7744	24366
JAISALMER	355	28	383	0	0	0	168	43	211	523	71	594
JALORE	933	88	1021	0	0	0	958	142	1100	1891	230	2121
JHALAWAR	850	223	1073	0	0	0	868	326	1194	1718	549	2267
JHUNJHUNU	2163	385	2548	300	196	496	5725	1188	6913	8188	1769	9957
JODHPUR	1724	761	2485	213	150	363	2935	1681	4616	4872	2592	7464
KOTA	1154	751	1905	26	46	72	2683	1831	4514	3863	2628	6491
NAGAU	2503	339	2842	94	13	107	4082	876	4958	6679	1228	7907
PALI	1757	255	2012	63	32	95	1246	543	1789	3066	830	3896
RAJSAMAND	1048	231	1279	0	0	0	373	180	553	1421	411	1832
SWAIMADHOPUR	1099	244	1343	0	0	0	1993	637	2630	3092	881	3973
SHRI GANGANAGAR	1071	657	1728	154	119	273	2341	1371	3712	3566	2147	5713
SIKAR	2837	484	3321	185	69	254	8885	2236	11121	11907	2789	14696
SIROHI	781	149	930	0	9	9	232	164	396	1013	322	1335
TONK	1375	238	1613	0	0	0	1735	748	2483	3110	986	4096
UDAIPUR	1948	960	2908	100	185	285	893	1914	2807	2941	3059	6000
KAROLI	1255	123	1378	0	0	0	2848	560	3408	4103	683	4786
PRATAPGARH	399	68	467	18	7	25	138	115	253	555	190	745
GRAND TOTAL	49304	13550	62854	1959	1683	3642	78903	33169	112072	130166	48402	178568

DISTRICT	GOVERNMENT			AIDED SCHOOLS			UN-AIDED SCHOOLS			GRAND TOTAL		
	MALE	FEMALE	TOTAL	MALE	FEMALE	TOTAL	MALE	FEMALE	TOTAL	MALE	FEMALE	TOTAL
AJMER	187	36	223	0	0	0	103	82	185	290	118	408
ALWAR	157	10	167	0	0	0	552	84	636	709	94	803
BANSWARA	15	1	16	0	0	0	18	1	19	33	2	35
BARAN	47	7	54	0	0	0	94	29	123	141	36	177
BARMER	96	1	97	0	0	0	90	8	98	186	9	195
BARTPUR	114	4	118	0	0	0	178	11	189	292	15	307
BHILWARA	153	10	163	0	0	0	24	12	36	177	22	199
BIKANER	63	12	75	0	0	0	97	68	165	160	80	240
BUNDI	33	4	37	0	0	0	47	33	80	80	37	117
CHITTORGARH	50	6	56	0	0	0	20	18	38	70	24	94
CHURU	173	13	186	0	0	0	173	12	185	346	25	371
DEGUSA	55	3	58	0	0	0	165	20	185	220	23	243
DEOLPUR	39	2	41	0	0	0	98	9	107	137	11	148
DEWARIPUR	16	4	20	0	0	0	7	2	9	23	6	29
DUNMANGARH	86	13	99	0	0	0	227	78	305	313	91	404
JAIPUR	230	46	276	0	0	0	804	336	1140	1034	382	1416
JAISALMER	28	1	29	0	0	0	21	2	23	49	3	52
JALORE	59	1	60	0	0	0	146	8	154	205	9	214
JHALAWAR	17	3	20	0	0	0	69	8	77	86	11	97
JHUNJHUNU	150	21	171	0	0	0	275	40	315	425	61	486
JODHPUR	117	6	123	0	0	0	145	17	162	262	23	285
KOTA	64	16	80	0	0	0	175	54	229	239	70	309
KAGAUER	142	10	152	0	0	0	318	41	359	460	51	511
KALI	137	13	150	0	0	0	206	37	243	343	50	393
KAJSAMAND	85	6	91	0	0	0	13	5	18	98	11	109
SWAIMADHOPUR	78	5	83	0	0	0	177	39	216	255	44	299
SHRI GANGANAGAR	68	13	81	0	0	0	175	75	250	243	88	331
SIKAR	229	25	254	0	0	0	949	115	1064	1178	140	1318
SIROHI	69	3	72	0	0	0	20	9	29	89	12	101
TONK	114	13	127	0	0	0	198	38	236	312	51	363
UDAIPUR	105	22	127	0	0	0	34	17	51	139	39	178
WAROLI	51	0	51	0	0	0	211	10	221	262	10	272
PRATAPGARH	16	2	18	0	0	0	13	4	17	29	6	35
GRAND TOTAL	3043	332	3375	0	0	0	5842	1322	7164	8885	1654	10539



DISTRICT	GOVERNMENT			AIDED SCHOOLS			UN-AIDED SCHOOLS			GRAND TOTAL		
	MALE	FEMALE	TOTAL	MALE	FEMALE	TOTAL	MALE	FEMALE	TOTAL	MALE	FEMALE	TOTAL
AJMER	210	64	274	3	7	10	61	48	109	274	119	393
ALWAR	278	25	303	1	0	1	324	55	379	603	80	683
BANSWARA	27	7	34	0	0	0	5	0	5	32	7	39
BARAN	79	11	90	0	0	0	69	17	86	148	28	176
BARMER	132	8	140	0	0	0	12	1	13	144	9	153
BHARTPUR	149	20	169	0	1	1	123	7	130	272	28	300
BHILWARA	119	15	134	0	1	1	5	2	7	124	18	142
BIKANER	67	20	87	0	0	0	45	16	61	112	36	148
BUNDI	87	9	96	0	0	0	68	37	105	155	46	201
CHITTORGARH	97	12	109	0	0	0	6	6	12	103	18	121
CHURU	131	9	140	2	0	2	115	10	125	248	19	267
DHUSA	108	12	120	0	0	0	217	15	232	325	27	352
DHOLPUR	53	7	60	0	0	0	27	1	28	80	8	88
DUNGARPUR	46	6	52	0	0	0	6	3	9	52	9	61
HANUMANGARH	100	21	121	1	0	1	195	43	238	296	64	360
JAIPUR	434	115	549	40	33	73	790	368	1158	1264	516	1780
JAISALMER	36	2	38	0	0	0	7	1	8	43	3	46
JALORE	129	5	134	0	0	0	69	4	73	198	9	207
JHALAWAR	67	9	76	0	0	0	29	4	33	96	13	109
JHUNJHUNU	213	17	230	0	0	0	265	36	301	478	53	531
JODHPUR	157	40	197	3	0	3	97	22	119	257	62	319
KOTA	102	20	122	0	0	0	212	74	286	314	94	408
NAGAUR	175	18	193	2	0	2	278	32	310	455	50	505
PALI	222	24	246	1	0	1	91	16	107	314	40	354
RAJSAMAND	113	11	124	0	0	0	13	6	19	126	17	143
SWAIMADHOPUR	90	15	105	0	0	0	77	9	86	167	24	191
SHRI GANGANAGAR	90	24	114	9	3	12	167	38	205	266	65	331
SIKAR	155	21	176	5	0	5	652	61	713	812	82	894
SIROHI	78	16	94	0	1	1	11	0	11	89	17	106
TONK	118	13	131	0	0	0	96	26	122	214	39	253
UDAIPUR	62	14	76	6	0	6	22	19	41	90	33	123
KAROLI	76	1	77	0	0	0	93	8	101	169	9	178
PRATAPGARH	27	3	30	0	1	1	0	2	2	27	6	33
GRAND TOTAL	4027	614	4641	73	47	120	4247	987	5234	8347	1648	9995

DISTRICT	GOVERNMENT			AIDED SCHOOLS			UN-AIDED SCHOOLS			GRAND TOTAL		
	MALE	FEMALE	TOTAL	MALE	FEMALE	TOTAL	MALE	FEMALE	TOTAL	MALE	FEMALE	TOTAL
BANMER	397	100	497	3	7	10	164	130	294	564	237	801
BANWAR	435	35	470	1	0	1	876	139	1015	1312	174	1486
BANSWARA	42	8	50	0	0	0	23	1	24	65	9	74
BARAN	126	18	144	0	0	0	163	46	209	289	64	353
BARMER	228	9	237	0	0	0	102	9	111	330	18	348
BARTPUR	263	24	287	0	1	1	301	18	319	564	43	607
BHILWARA	272	25	297	0	1	1	29	14	43	301	40	341
BIKANER	130	32	162	0	0	0	142	84	226	272	116	388
BINDI	120	13	133	0	0	0	115	70	185	235	83	318
BHITTOGARH	147	18	165	0	0	0	26	24	50	173	42	215
BHURU	304	22	326	2	0	2	288	22	310	594	44	638
BHUSA	163	15	178	0	0	0	382	35	417	545	50	595
BHOLPUR	92	9	101	0	0	0	125	10	135	217	19	236
BHUNICARPUR	62	10	72	0	0	0	13	5	18	75	15	90
BHUNIMANGARH	186	34	220	1	0	1	422	121	543	609	155	764
BHAIIPUR	664	161	825	40	33	73	1594	704	2298	2298	898	3196
BHAISSALMER	64	3	67	0	0	0	28	3	31	92	6	98
BHALORE	188	6	194	0	0	0	215	12	227	403	18	421
BHALAWAR	84	12	96	0	0	0	98	12	110	182	24	206
BHUNJHUNU	363	38	401	0	0	0	540	76	616	903	114	1017
BHODHPUR	274	46	320	3	0	3	242	39	281	519	85	604
BHOTA	166	36	202	0	0	0	387	128	515	553	164	717
BHACAPUR	317	28	345	2	0	2	596	73	669	915	101	1016
BHALI	359	37	396	1	0	1	297	53	350	657	90	747
BHAISSAMAND	198	17	215	0	0	0	26	11	37	224	28	252
BHAISSAMADHOPUR	168	20	188	0	0	0	254	48	302	422	68	490
BHAISSRI GANGANAGAR	158	37	195	9	3	12	342	113	455	509	153	662
BHAISSRIKAR	384	46	430	5	0	5	1601	176	1777	1990	222	2212
BHAISSIROHI	147	19	166	0	1	1	31	9	40	178	29	207
BHAISSONK	232	26	258	0	0	0	294	64	358	526	90	616
BHAISSIDAIPUR	167	36	203	6	0	6	56	36	92	229	72	301
BHAISSAROLI	127	1	128	0	0	0	304	18	322	431	19	450
BHAISSATAPGARH	43	5	48	0	1	1	13	6	19	56	12	68
GRAND TOTAL	7070	946	8016	73	47	120	10089	2309	12398	17232	3302	20534

OFFICE OF THE DIRECTOR, SECONDARY EDUCATION, RAJASTHAN, BIKANER  
 DISTRICT WISE MANAGEMENT WISE ST TEACHERS, YEAR 2009-10

(SECONDARY)IF

DISTRICT	GOVERNMENT			AIDED SCHOOLS			UN-AIDED SCHOOLS			GRAND TOTAL		
	MALE	FEMALE	TOTAL	MALE	FEMALE	TOTAL	MALE	FEMALE	TOTAL	MALE	FEMALE	TOTAL
BJMER	59	7	66	2	0	2	9	5	14	70	12	82
BILWAR	158	16	174	0	0	0	231	26	257	389	42	431
BANSWARA	92	8	100	0	0	0	76	12	88	168	20	188
BAN	62	8	70	0	0	0	61	12	73	123	20	143
BARMER	61	0	61	0	0	0	4	1	5	65	1	66
BARTPUR	36	0	36	0	0	0	45	3	48	81	3	84
BILWARA	42	2	44	0	0	0	11	0	11	53	2	55
BIKANER	25	1	26	0	0	0	4	4	8	29	5	34
BINDI	20	0	20	0	0	0	95	51	146	115	51	166
BHITTOGARH	10	0	10	0	0	0	6	3	9	16	3	19
BHURU	32	7	39	0	0	0	22	3	25	54	10	64
BHUSA	86	1	87	0	0	0	171	9	180	257	10	267
BHOLPUR	29	4	33	0	0	0	45	3	48	74	7	81
BHONGARPUR	79	8	87	0	0	0	44	5	49	123	13	136
BHUMANGARH	9	0	9	0	0	0	8	6	14	17	6	23
BHAIPUR	120	26	146	0	0	0	400	191	591	520	217	737
BHAISALMER	21	0	21	0	0	0	4	0	4	25	0	25
BHALORE	36	1	37	0	0	0	13	3	16	49	4	53
BHALAWAR	19	1	20	0	0	0	42	4	46	61	5	66
BHUNJHUNU	40	8	48	0	0	0	38	10	48	78	18	96
BHODHPUR	23	3	26	0	0	0	15	3	18	38	6	44
BHOTA	50	7	57	0	0	0	117	37	154	167	44	211
BHACAPUR	196	41	237	0	0	0	248	255	503	444	296	740
BHALI	15	2	17	0	0	0	8	2	10	23	4	27
BHAJSAMAND	22	0	22	0	0	0	4	0	4	26	0	26
BHAWAIMADHOPUR	111	16	127	0	0	0	213	28	241	324	44	368
BHRI GANGANAGAR	5	1	6	0	0	0	3	1	4	8	2	10
BHIKAR	81	12	93	0	0	0	440	79	519	521	91	612
BHIROHI	25	3	28	0	0	0	8	2	10	33	5	38
BHONK	91	9	100	0	0	0	79	6	85	170	15	185
BHAIIPUR	37	8	45	0	0	0	38	5	43	75	13	88
BHAROLI	105	0	105	0	0	0	341	25	366	446	25	471
BHATAPGARH	27	2	29	0	0	0	20	2	22	47	4	51
GRAND TOTAL	1824	202	2026	2	0	2	2863	796	3659	4689	998	5687

DISTRICT	GOVERNMENT			AIDED SCHOOLS			UN-AIDED SCHOOLS			GRAND TOTAL		
	MALE	FEMALE	TOTAL	MALE	FEMALE	TOTAL	MALE	FEMALE	TOTAL	MALE	FEMALE	TOTAL
BANMER	31	12	43	0	0	0	5	0	5	36	12	48
BANWAR	162	15	177	3	0	3	95	13	108	260	28	288
BANSWARA	151	24	175	0	0	0	16	3	19	167	27	194
BABAN	55	9	64	0	0	0	54	14	68	109	23	132
BARMER	38	1	39	0	0	0	0	0	0	38	1	39
BARTPUR	48	5	53	0	1	1	36	14	50	84	20	104
BHILWARA	69	3	72	0	0	0	0	0	0	69	3	72
BIKANER	13	4	17	0	0	0	5	2	7	18	6	24
BINDI	73	5	78	0	0	0	73	40	113	146	45	191
BHITTOGARH	25	3	28	0	0	0	0	0	0	25	3	28
BHURU	27	11	38	1	0	1	10	5	15	38	16	54
BODSA	197	27	224	0	0	0	207	10	217	404	37	441
BODLIPUR	31	1	32	0	0	0	13	1	14	44	2	46
BONGARPUR	140	18	158	0	0	0	4	3	7	144	21	165
BANUMANGARH	9	0	9	0	0	0	0	0	0	9	0	9
BATAIPUR	190	62	252	23	19	42	330	201	531	543	282	825
BATASALMER	13	0	13	0	0	0	1	0	1	14	0	14
BATALORE	29	2	31	0	0	0	1	0	1	30	2	32
BHALAWAR	75	6	81	0	0	0	21	1	22	96	7	103
BHUNJHUNU	52	3	55	0	0	0	28	4	32	80	7	87
BODHPUR	12	6	18	0	0	0	3	2	5	15	8	23
BOTA	62	17	79	2	1	3	116	33	149	180	51	231
BACAPUR	15	3	18	2	0	2	12	0	12	29	3	32
BALI	47	4	51	1	0	1	3	0	3	51	4	55
BALJASAMAND	17	1	18	0	0	0	0	0	0	17	1	18
BALAIMADHOPUR	118	11	129	0	0	0	90	7	97	208	18	226
BHRI GANGANAGAR	6	4	10	0	0	0	8	1	9	14	5	19
BHIKAR	37	5	42	0	0	0	181	34	215	218	39	257
BHIROHI	35	6	41	0	0	0	0	0	0	35	6	41
BHONK	85	4	89	0	0	0	45	2	47	130	6	136
BHATAIPUR	52	15	67	1	0	1	16	5	21	69	20	89
BHAROLI	226	9	235	0	0	0	151	14	165	377	23	400
BHATAPGARH	32	2	34	0	1	1	2	0	2	34	3	37
GRAND TOTAL	2172	298	2470	33	22	55	1526	409	1935	3731	729	4460

DISTRICT	GOVERNMENT			AIDED SCHOOLS			UN-AIDED SCHOOLS			GRAND TOTAL		
	MALE	FEMALE	TOTAL	MALE	FEMALE	TOTAL	MALE	FEMALE	TOTAL	MALE	FEMALE	TOTAL
BJMER	90	19	109	2	0	2	14	5	19	106	24	130
BALWAR	320	31	351	3	0	3	326	39	365	649	70	719
BANSWARA	243	32	275	0	0	0	92	15	107	335	47	382
BARAN	117	17	134	0	0	0	115	26	141	232	43	275
BARMER	99	1	100	0	0	0	4	1	5	103	2	105
BARTPUR	84	5	89	0	1	1	81	17	98	165	23	188
BELWARA	111	5	116	0	0	0	11	0	11	122	5	127
BIKANER	38	5	43	0	0	0	9	6	15	47	11	58
BINDI	93	5	98	0	0	0	168	91	259	261	96	357
BHITTORGARH	35	3	38	0	0	0	6	3	9	41	6	47
BHURU	59	18	77	1	0	1	32	8	40	92	26	118
BHUSA	283	28	311	0	0	0	378	19	397	661	47	708
BHOLPUR	60	5	65	0	0	0	58	4	62	118	9	127
BHUNGARPUR	219	26	245	0	0	0	48	8	56	267	34	301
BANUMANGARH	18	0	18	0	0	0	8	6	14	26	6	32
BAIPUR	310	88	398	23	19	42	730	392	1122	1063	499	1562
BAISALMER	34	0	34	0	0	0	5	0	5	39	0	39
BALORE	65	3	68	0	0	0	14	3	17	79	6	85
BALAWAR	94	7	101	0	0	0	63	5	68	157	12	169
BHUNJHUNU	92	11	103	0	0	0	66	14	80	158	25	183
BODHPUR	35	9	44	0	0	0	18	5	23	53	14	67
BOTA	112	24	136	2	1	3	233	70	303	347	95	442
BAGLAUR	211	44	255	2	0	2	260	255	515	473	299	772
BALI	62	6	68	1	0	1	11	2	13	74	8	82
BAJSAMAND	39	1	40	0	0	0	4	0	4	43	1	44
BAIMADHOPUR	229	27	256	0	0	0	303	35	338	532	62	594
BHRI GANGANAGAR	11	5	16	0	0	0	11	2	13	22	7	29
BIKAR	118	17	135	0	0	0	621	113	734	739	130	869
BIROHI	60	9	69	0	0	0	8	2	10	68	11	79
BONK	176	13	189	0	0	0	124	8	132	300	21	321
BIDAIPUR	89	23	112	1	0	1	54	10	64	144	33	177
BAROLI	331	9	340	0	0	0	492	39	531	823	48	871
BHATAPGARH	59	4	63	0	1	1	22	2	24	81	7	88
<b>GRAND TOTAL</b>	<b>3996</b>	<b>500</b>	<b>4496</b>	<b>35</b>	<b>22</b>	<b>57</b>	<b>4389</b>	<b>1205</b>	<b>5594</b>	<b>8420</b>	<b>1727</b>	<b>10147</b>

DISTRICT	GOVERNMENT			AIDED SCHOOL			UN-AIDED SCHOOLS			GRAND TOTAL		
	BOYS	GIRLS	TOTAL	BOYS	GIRLS	TOTAL	BOYS	GIRLS	TOTAL	BOYS	GIRLS	TOTAL
AJMER-I	178	9	187	1	0	1	37	0	37	216	9	225
ALWAR-I	319	13	332	0	0	0	375	0	375	694	13	707
BANSWARA	137	8	145	0	0	0	27	0	27	164	8	172
BARAN	135	6	141	0	0	0	77	0	77	212	6	218
BARMER	223	3	226	0	0	0	33	0	33	256	3	259
BHARATPUR-I	212	9	221	0	0	0	185	0	185	397	9	406
BHILWARA-I	230	18	248	0	0	0	15	0	15	245	18	263
BIKANER	125	9	134	0	0	0	67	3	70	192	12	204
BUNDI	95	4	99	0	0	0	36	0	36	131	4	135
CHITTORGARH	166	12	178	0	0	0	10	0	10	176	12	188
CHURU	195	4	199	0	0	0	113	0	113	308	4	312
DAUSA	135	8	143	0	0	0	148	1	149	283	9	292
DHOLPUR	107	6	113	0	0	0	60	0	60	167	6	173
DUNGARPUR	120	9	129	0	0	0	10	0	10	130	9	139
HANUMANGARH	153	9	162	0	0	0	163	0	163	316	9	325
JAIPUR-I	301	25	326	0	0	0	456	0	456	757	25	782
JAISALMER	48	5	53	0	0	0	9	0	9	57	5	62
JALORE	138	7	145	0	0	0	51	0	51	189	7	196
JHALAWAR	193	4	197	0	0	0	41	0	41	234	4	238
JHUNJHUNU	207	26	233	1	0	1	244	0	244	452	26	478
JODHPUR	234	6	240	0	0	0	128	0	128	362	6	368
KOTA	73	9	82	0	0	0	66	0	66	139	9	148
NAGAU-R-I	300	18	318	0	0	0	236	1	237	536	19	555
PALI	218	19	237	0	0	0	44	1	45	262	20	282
RAJSAMAND	134	6	140	0	0	0	11	0	11	145	6	151
SWAIMADHOPUR	113	9	122	0	0	0	92	3	95	205	12	217
SHRI GANGANAGAR	167	8	175	0	0	0	110	1	111	277	9	286
SIKAR-I	259	18	277	0	0	0	390	0	390	649	18	667
SIROHI	92	5	97	0	0	0	6	0	6	98	5	103
TONK	149	9	158	0	0	0	59	0	59	208	9	217
UDAIPUR-I	260	13	273	2	0	2	39	2	41	301	15	316
KARALI	137	10	147	0	0	0	139	0	139	276	10	286
PRATAPGARH	67	2	69	0	0	0	12	0	12	79	2	81
GRAND TOTAL	5620	326	5946	4	0	4	3489	12	3501	9113	338	9451

SECONDARY)

DISTRICT	GOVERNMENT			AIDED SCHOOL			UN-AIDED SCHOOLS			GRAND TOTAL		
	BOYS	GIRLS	TOTAL	BOYS	GIRLS	TOTAL	BOYS	GIRLS	TOTAL	BOYS	GIRLS	TOTAL
AJMER	79	11	90	0	0	0	6	0	6	85	11	96
ALWAR	149	23	172	0	0	0	168	0	168	317	23	340
BANSWARA	60	12	72	0	0	0	7	0	7	67	12	79
BARAN	40	9	49	0	0	0	21	0	21	61	9	70
BARMER	65	9	74	0	0	0	9	0	9	74	9	83
BHARTPUR	90	6	96	0	0	0	52	0	52	142	6	148
BHILWARA	91	12	103	0	0	0	2	1	3	93	13	106
BIKANER	40	4	44	0	0	0	21	0	21	61	4	65
BUNDI	40	3	43	0	0	0	9	0	9	49	3	52
CHITTORGARH	67	8	75	0	0	0	1	0	1	68	8	76
CHURU	79	4	83	1	0	1	68	0	68	148	4	152
DOUSA	55	10	65	0	0	0	68	1	69	123	11	134
DHOLPUR	35	2	37	0	0	0	18	0	18	53	2	55
DUNGARPUR	63	5	68	1	0	1	1	0	1	65	5	70
HANUMANGARH	56	7	63	0	0	0	81	0	81	137	7	144
JAIPUR	144	12	156	0	0	0	253	0	253	397	12	409
JAISALMER	20	0	20	0	0	0	0	0	0	20	0	20
JALORE	54	3	57	0	0	0	15	0	15	69	3	72
JHALAWAR	62	11	73	0	0	0	10	0	10	72	11	83
JHUNJHUNU	120	14	134	6	2	8	237	1	238	363	17	380
JODHPUR	81	10	91	3	0	3	48	1	49	132	11	143
KOTA	39	6	45	0	0	0	24	0	24	63	6	69
NAGAU	121	12	133	1	0	1	140	2	142	262	14	276
PALI	88	5	93	3	2	5	10	0	10	101	7	108
RAJSAMAND	61	7	68	0	0	0	1	0	1	62	7	69
SWAIMADHOPUR	39	9	48	0	0	0	17	1	18	56	10	66
SHRI GANGANAGAR	59	8	67	0	0	0	64	1	65	123	9	132
SIKAR	112	15	127	1	0	1	173	1	174	286	16	302
SIROHI	34	4	38	0	0	0	0	0	0	34	4	38
TONK	60	3	63	0	0	0	14	0	14	74	3	77
UDAIPUR	104	12	116	3	0	3	18	0	18	125	12	137
KAROLI	54	5	59	0	0	0	36	0	36	90	5	95
PRATAPGARH	27	3	30	0	0	0	4	0	4	31	3	34
GRAND TOTAL	2288	264	2552	19	4	23	1596	9	1605	3903	277	4180

DISTRICT	GOVERNMENT			AIDED SCHOOL			UN-AIDED SCHOOLS			GRAND TOTAL		
	BOYS	GIRLS	TOTAL	BOYS	GIRLS	TOTAL	BOYS	GIRLS	TOTAL	BOYS	GIRLS	TOTAL
AJMER	257	20	277	1	0	1	43	0	43	301	20	321
ALWAR	468	36	504	0	0	0	543	0	543	1011	36	1047
BANSWARA	197	20	217	0	0	0	34	0	34	231	20	251
BARAN	175	15	190	0	0	0	98	0	98	273	15	288
BARMER	288	12	300	0	0	0	42	0	42	330	12	342
BHARTPUR	302	15	317	0	0	0	237	0	237	539	15	554
BHILWARA	321	30	351	0	0	0	17	1	18	338	31	369
BIKANER	165	13	178	0	0	0	88	3	91	253	16	269
BUNDI	135	7	142	0	0	0	45	0	45	180	7	187
CHITTOORGARH	233	20	253	0	0	0	11	0	11	244	20	264
CHURU	274	8	282	1	0	1	181	0	181	456	8	464
DOUSA	190	18	208	0	0	0	216	2	218	406	20	426
DHOLPUR	142	8	150	0	0	0	78	0	78	220	8	228
DUNGARPUR	183	14	197	1	0	1	11	0	11	195	14	209
HANUMANGARH	209	16	225	0	0	0	244	0	244	453	16	469
JAIPUR	445	37	482	0	0	0	709	0	709	1154	37	1191
JAISALMER	68	5	73	0	0	0	9	0	9	77	5	82
JALORE	192	10	202	0	0	0	66	0	66	258	10	268
JHALAWAR	255	15	270	0	0	0	51	0	51	306	15	321
JHUNJHUNU	327	40	367	7	2	9	481	1	482	815	43	858
JODHPUR	315	16	331	3	0	3	176	1	177	494	17	511
KOTA	112	15	127	0	0	0	90	0	90	202	15	217
NAGAUR	421	30	451	1	0	1	376	3	379	798	33	831
PALI	306	24	330	3	2	5	54	1	55	363	27	390
RAJSAMAND	195	13	208	0	0	0	12	0	12	207	13	220
SWAIMADHOPUR	152	18	170	0	0	0	109	4	113	261	22	283
SHRI GANGANAGAR	226	16	242	0	0	0	174	2	176	400	18	418
SIKAR	371	33	404	1	0	1	563	1	564	935	34	969
SIROHI	126	9	135	0	0	0	6	0	6	132	9	141
TONK	209	12	221	0	0	0	73	0	73	282	12	294
UDAIPUR	364	25	389	5	0	5	57	2	59	426	27	453
KAROLI	191	15	206	0	0	0	175	0	175	366	15	381
PRATAPGARH	94	5	99	0	0	0	16	0	16	110	5	115
GRAND TOTAL	7908	590	8498	23	4	27	5085	21	5106	13016	615	13631



OFFICE OF THE DIRECTOR, SECONDARY EDUCATION, RAJASTHAN, BIKANER  
DISTRICT WISE AND MANAGEMENT WISE ENROLMENT IN RURAL AREA, YEAR 2009-10 (SECONDARY)

DISTRICT	GOVERNMENT			AIDED SCHOOL			UN-AIDED SCHOOLS			GRAND TOTAL		
	BOYS	GIRLS	TOTAL	BOYS	GIRLS	TOTAL	BOYS	GIRLS	TOTAL	BOYS	GIRLS	TOTAL
AJMER	19663	8929	28592	226	80	306	4487	1222	5709	24376	10231	34607
ALWAR	24181	23184	47365	0	0	0	42843	21781	64624	67024	44965	111989
BANSWARA	20694	15780	36474	0	0	0	2939	1497	4436	23633	17277	40910
BARAN	8828	7135	15963	0	0	0	7913	3561	11474	16741	10696	27437
BARMER	26354	11270	37624	0	0	0	5460	1630	7090	31814	12900	44714
BHARTPUR	12867	11433	24300	0	0	0	22544	9702	32246	35411	21135	56546
BHILWARA	23819	11972	35791	0	0	0	2173	873	3046	25992	12845	38837
BIKANER	13349	7784	21133	0	0	0	10357	6162	16519	23706	13946	37652
BUNDI	8600	5807	14407	0	0	0	4478	1737	6215	13078	7544	20622
CHITTORGAR	13064	9018	22082	0	0	0	1169	467	1636	14233	9485	23718
CHURU	15263	12152	27415	0	0	0	16263	12152	28415	31526	24304	55830
DOUSA	12486	12596	25082	0	0	0	18830	7866	26696	31316	20462	51778
DHOLPUR	8875	9610	18485	0	0	0	10079	3883	13962	18954	13493	32447
DUNGARPUR	16983	15085	32068	0	0	0	980	458	1438	17963	15543	33506
HANUMANGAR	13082	11982	25064	0	0	0	15010	10601	25611	28092	22583	50675
JAIPUR	27504	28758	56262	0	0	0	47580	30499	78079	75084	59257	134341
JAISALMER	4551	1122	5673	0	0	0	1199	247	1446	5750	1369	7119
JALORE	16981	7612	24593	0	0	0	7499	1868	9367	24480	9480	33960
JHALAWAR	12945	8077	21022	0	0	0	5246	1998	7244	18191	10075	28266
JHUNJHUNU	10909	12344	23253	88	46	134	23126	13435	36561	34123	25825	59948
JODHPUR	26173	13622	39795	0	0	0	15105	4972	20077	41278	18594	59872
KOTA	5099	5140	10239	0	0	0	6948	3538	10486	12047	8678	20725
NAGAUR	22162	16154	38316	0	0	0	31075	13505	44580	53237	29659	82896
PALI	22319	12492	34811	0	0	0	5197	2204	7401	27516	14696	42212
RAJSAMAND	7210	6101	13311	0	0	0	1247	441	1688	8457	6542	14999
S. M.	8338	6356	14694	0	0	0	11985	3869	15854	20323	10225	30548
SHRIGANGA.	11979	10110	22089	0	0	0	9082	6041	15123	21061	16151	37212
SIKAR	15107	18321	33428	0	0	0	33682	16998	50680	48789	35319	84108
SIROHI	11943	5586	17529	0	0	0	973	175	1148	12916	5761	18677
TONK	11281	8354	19635	0	0	0	7886	2349	10235	19167	10703	29870
UDAIPUR	26131	18791	44922	110	41	151	4243	1968	6211	30484	20800	51284
KAROLI	9967	8453	18420	0	0	0	19337	7787	27124	29304	16240	45544
PRATAPGAR	8697	5859	14556	0	0	0	826	583	1409	9523	6442	15965
TOTAL	497404	366989	864393	424	167	591	397761	196069	593830	895589	563225	1458814

===]

DISTRICT	GOVERNMENT			AIDED SCHOOL			UN-AIDED SCHOOLS			GRAND TOTAL		
	BOYS	GIRLS	TOTAL	BOYS	GIRLS	TOTAL	BOYS	GIRLS	TOTAL	BOYS	GIRLS	TOTAL
AJMER	20025	7833	27858	0	0	0	1482	409	1891	21507	8242	29749
ALWAR	35017	24423	59440	0	0	0	46517	22302	68819	81534	46725	128259
BANSWARA	22647	14757	37404	0	0	0	1380	711	2091	24027	15468	39495
BARAN	7707	4261	11968	0	0	0	4161	2008	6169	11868	6269	18137
BARMER	19107	7429	26536	0	0	0	2670	848	3518	21777	8277	30054
BHARTPUR	16153	10579	26732	0	0	0	12531	5620	18151	28684	16199	44883
BHILWARA	22767	9499	32266	0	0	0	313	387	700	23080	9886	32966
BIKANER	10278	4636	14914	0	0	0	7825	3714	11539	18103	8350	26453
BUNDI	9200	4732	13932	0	0	0	1908	769	2677	11108	5501	16609
CHITTORGAR	13078	6054	19132	0	0	0	300	10	310	13378	6064	19442
CHURU	14251	9152	23403	136	50	186	13115	9002	22117	27502	18204	45706
DOUSA	19295	12590	31885	0	0	0	20397	9764	30161	39692	22354	62046
DHOLPUR	8837	5562	14399	0	0	0	4978	1719	6697	13815	7281	21096
DUNGARPUR	17869	12141	30010	361	89	450	128	90	218	18358	12320	30678
HANUMANGAR	11035	8640	19675	0	0	0	17642	12714	30356	28677	21354	50031
JAIPUR	38018	21956	59974	0	0	0	63797	29995	93792	101815	51951	153766
JAISALMER	3894	430	4324	0	0	0	0	0	0	3894	430	4324
JALORE	14287	5378	19665	0	0	0	3676	1013	4689	17963	6391	24354
JHALAWAR	11566	6853	18419	0	0	0	2228	910	3138	13794	7763	21557
JHUNJHUNU	18275	18658	36933	654	1269	1923	56207	29619	85826	75136	49546	124682
JODHPUR	22602	7780	30382	930	263	1193	14654	3829	18483	38186	11872	50058
KOTA	7257	4446	11703	0	0	0	5022	2480	7502	12279	6926	19205
NAGAU	30323	13865	44188	317	157	474	26685	10594	37279	57325	24616	81941
PALI	22452	8453	30905	1558	1026	2584	2301	932	3233	26311	10411	36722
RAJSAMAND	16329	6266	22595	0	0	0	341	187	528	16670	6453	23123
S.M.	9488	4052	13540	0	0	0	4034	1829	5863	13522	5881	19403
SHRIGANGA	10903	7998	18901	0	0	0	13047	8986	22033	23950	16984	40934
SIKAR	21735	19864	41599	396	84	480	52009	32054	84063	74140	52002	126142
SIROHI	9473	2533	12006	0	0	0	0	0	0	9473	2533	12006
TONK	13454	6093	19547	0	0	0	2878	990	3868	16332	7083	23415
UDAIPUR	28066	14208	42274	1071	285	1356	3412	2537	5949	32549	17030	49579
KAROLI	13215	5998	19213	0	0	0	10604	4303	14907	23819	10301	34120
PRATAPGAR	7792	4391	12183	0	0	0	342	205	547	8134	4596	12730
TOTAL	546395	301510	847905	5423	3223	8646	396584	200530	597114	948402	505263	1453665

## OFFICE OF THE DIRECTOR, SECONDARY EDUCATION, RAJASTHAN, BIKANER

## DISTRICT WISE AND MANAGEMENT WISE ENROLMENT IN RURAL AREA, YEAR 2009-10

(CONSOLIDATED)

DISTRICT	GOVERNMENT			AIDED SCHOOL			UN-AIDED SCHOOLS			GRAND TOTAL		
	BOYS	GIRLS	TOTAL	BOYS	GIRLS	TOTAL	BOYS	GIRLS	TOTAL	BOYS	GIRLS	TOTAL
AJMER	39688	16762	56450	226	80	306	5969	1631	7600	45883	18473	64356
ALWAR	59198	47607	106805	0	0	0	89360	44083	133443	148558	91690	240248
BANSWARA	43341	30537	73878	0	0	0	4319	2208	6527	47660	32745	80405
BARAN	16535	11396	27931	0	0	0	12074	5569	17643	28609	16965	45574
BARMER	45461	18699	64160	0	0	0	8130	2478	10608	53591	21177	74768
BHARTPUR	29020	22012	51032	0	0	0	35075	15322	50397	64095	37334	101429
BHILWARA	46586	21471	68057	0	0	0	2486	1260	3746	49072	22731	71803
BIKANER	23627	12420	36047	0	0	0	18182	9876	28058	41809	22296	64105
BUNDI	17800	10539	28339	0	0	0	6386	2506	8892	24186	13045	37231
CHITTORGAR	26142	15072	41214	0	0	0	1469	477	1946	27611	15549	43160
CHURU	29514	21304	50818	136	50	186	29378	21154	50532	59028	42508	101536
DOUSA	31781	25186	56967	0	0	0	39227	17630	56857	71008	42816	113824
DHOLPUR	17712	15172	32884	0	0	0	15057	5602	20659	32769	20774	53543
DUNGARPUR	34852	27226	62078	361	89	450	1108	548	1656	36321	27863	64184
HANUMANGAR	24117	20622	44739	0	0	0	32652	23315	55967	56769	43937	100706
JAIPUR	65522	50714	116236	0	0	0	111377	60494	171871	176899	111208	288107
JAISALMER	8445	1552	9997	0	0	0	1199	247	1446	9644	1799	11443
JALORE	31268	12990	44258	0	0	0	11175	2881	14056	42443	15871	58314
JHALAWAR	24511	14930	39441	0	0	0	7474	2908	10382	31985	17838	49823
JHUNJHUNU	29184	31002	60186	742	1315	2057	79333	43054	122387	109259	75371	184630
JODHPUR	48775	21402	70177	930	263	1193	29759	8801	38560	79464	30466	109930
KOTA	12356	9586	21942	0	0	0	11970	6018	17988	24326	15604	39930
NAGAUR	52485	30019	82504	317	157	474	57760	24099	81859	110562	54275	164837
PALI	44771	20945	65716	1558	1026	2584	7498	3136	10634	53827	25107	78934
RAJSAMAND	23539	12367	35906	0	0	0	1588	628	2216	25127	12995	38122
S. M.	17826	10408	28234	0	0	0	16019	5698	21717	33845	16106	49951
SHRIGANGA.	22882	18108	40990	0	0	0	22129	15027	37156	45011	33135	78146
SIKAR	36842	38185	75027	396	84	480	85691	49052	134743	122929	87321	210250
SIROHI	21416	8119	29535	0	0	0	973	175	1148	22389	8294	30683
TONK	24735	14447	39182	0	0	0	10764	3339	14103	35499	17786	53285
UDAIPUR	54197	32999	87196	1181	326	1507	7655	4505	12160	63033	37830	100863
KAROLI	23182	14451	37633	0	0	0	29941	12090	42031	53123	26541	79664
PRATAPGAR	16489	10250	26739	0	0	0	1168	788	1956	17657	11038	28695
TOTAL	1043799	668499	1712298	5847	3390	9237	794345	396599	1190944	1843991	1068488	2912479

===]

OFFICE OF THE DIRECTOR, SECONDARY EDUCATION, RAJASTHAN, BIKANER										(GOVERNMENT)		
MEDISTRICT WISE AND CLASS WISE ENROLMENT IN RURAL AREA, YEAR 2009-10												
DISTRICT	6th CLASS			7th CLASS			8th CLASS			T O T A L		
	BOYS	GIRLS	TOTAL	BOYS	GIRLS	TOTAL	BOYS	GIRLS	TOTAL	BOYS	GIRLS	TOTAL
AJMER	6866	2756	9622	5811	2146	7957	6270	2331	8601	18947	7233	26180
ALWAR	5510	5055	10565	5880	4985	10865	7695	6800	14495	19085	16840	35925
BANSWARA	3767	2597	6364	3576	2474	6050	4564	3086	7650	11907	8157	20064
BARAN	2203	1869	4072	2176	1716	3892	2677	2092	4769	7056	5677	12733
BARMER	6090	2696	8786	5405	2293	7698	6235	2710	8945	17730	7699	25429
BHARTPUR	3274	3232	6506	3345	3016	6361	3935	3416	7351	10554	9664	20218
BHILWARA	7601	2779	10380	6506	2227	8733	7042	2668	9710	21149	7674	28823
BIKANER	3820	1979	5799	3699	1988	5687	3456	1894	5350	10975	5861	16836
BUNDI	2236	1398	3634	2195	1189	3384	2642	1512	4154	7073	4099	11172
CHITTORGARH	3779	2024	5803	3414	1821	5235	3851	2082	5933	11044	5927	16971
CHURU	4235	1997	6232	3755	2178	5933	4415	3553	7968	12405	7728	20133
DOUSA	3133	3171	6304	3087	2973	6060	4271	4065	8336	10491	10209	20700
DHOLPUR	2687	2632	5319	2493	2294	4787	2712	3339	6051	7892	8265	16157
DUNGARPUR	4424	3089	7513	3911	2815	6726	5162	3785	8947	13497	9689	23186
HANUMANGARH	3262	2287	5549	3334	2327	5661	4056	3289	7345	10652	7903	18555
JAIPUR	7421	6959	14380	7166	6797	13963	9138	8044	17182	23725	21800	45525
JAISALMER	1385	290	1675	1219	203	1422	1513	295	1808	4117	788	4905
JALORE	3741	2073	5814	3968	1741	5709	4685	1889	6574	12394	5703	18097
JHALAWAR	3243	2343	5586	2918	1919	4837	3260	1916	5176	9421	6178	15599
JHUNJHUNU	2876	2913	5789	3335	3328	6663	4255	4520	8775	10466	10761	21227
JODHPUR	5042	3364	8406	5089	3005	8094	6758	3533	10291	16889	9902	26791
KOTA	1620	1197	2817	1646	1166	2812	1958	1481	3439	5224	3844	9068
NAGAU	5740	3646	9386	6052	3816	9868	7153	4511	11664	18945	11973	30918
PALI	6252	3180	9432	6290	2919	9209	7901	3261	11162	20443	9360	29803
RAJSAMAND	3442	1680	5122	3204	1546	4750	3659	2001	5660	10305	5227	15532
SWAIMADHOPUR	2117	1489	3606	2160	1322	3482	2990	1854	4844	7267	4665	11932
SHRI GANGANAGAR	3308	2553	5861	3097	2493	5590	3741	2851	6592	10146	7897	18043
SIKAR	3726	3989	7715	4146	4471	8617	4921	6154	11075	12793	14614	27407
SIROHI	3396	1591	4987	3007	1200	4207	3698	1567	5265	10101	4358	14459
TONK	2655	1897	4552	2660	1632	4292	3497	2096	5593	8812	5625	14437
UDAIPUR	9122	4873	13995	7690	4229	11919	8322	4505	12827	25134	13607	38741
KAROLI	2628	2326	4954	2495	2039	4534	3737	3043	6780	8860	7408	16268
PRATAPGARH	2069	1296	3365	1632	827	2459	2219	1412	3631	5920	3535	9455
GRAND TOTAL	132670	87220	219890	126361	81095	207456	152388	101555	253943	411419	269870	681289

DISTRICT	9th CLASS			10th CLASS			11th CLASS			12th CLASS			(TOTAL 9 - 12)			(TOTAL 6th TO 12TH)		
	BOYS	GIRLS	TOTAL	BOYS	GIRLS	TOTAL	BOYS	GIRLS	TOTAL	BOYS	GIRLS	TOTAL	BOYS	GIRLS	TOTAL			
	9215	4171	13386	5951	2747	8698	3453	1570	5023	2122	1041	3163	20741	9529	30270	39688	16762	56457
	12278	11092	23370	10079	8584	18663	11207	6819	18026	6549	4272	10821	40113	30767	70880	59198	47607	106805
BARA	12432	9082	21514	9870	7271	17141	5281	3724	9005	3851	2303	6154	31434	22380	53814	43341	30537	73871
	3598	2285	5883	2793	1870	4663	2018	984	3002	1070	580	1650	9479	5719	15198	16535	11396	27931
BK	12236	4798	17034	8242	3484	11726	4610	1735	6345	2643	983	3626	27731	11000	38731	45461	18699	64160
BPUR	6571	4618	11189	4614	3545	8159	4612	2590	7202	2669	1595	4264	18466	12348	30814	29020	22012	51032
BARA	11586	6009	17595	7266	3900	11166	4009	2427	6436	2576	1461	4037	25437	13797	39234	46586	21471	68057
BK	6043	3091	9134	3748	2159	5907	1554	638	2192	1307	671	1978	12652	6559	19211	23627	12420	36047
	4610	2834	7444	3013	1814	4827	1987	1122	3109	1117	670	1787	10727	6440	17167	17800	10539	28357
BURGARH	7070	4102	11172	4570	2851	7421	2128	1319	3447	1330	873	2203	15098	9145	24243	26142	15072	41214
	6634	5193	11827	5393	4627	10020	3231	2371	5602	1851	1385	3236	17109	13576	30685	29514	21304	50818
	6929	5654	12583	5693	4759	10452	5826	3113	8939	2842	1451	4293	21290	14977	36267	31781	25186	56967
BUR	2633	2802	5435	3955	2187	6142	2024	1244	3268	1208	674	1882	9820	6907	16727	17712	15172	32884
BPUR	8322	6893	15215	6823	5992	12815	3494	2821	6315	2716	1831	4547	21355	17537	38892	34852	27226	62078
BURGARH	5204	4807	10011	4148	4175	8323	2648	2282	4930	1465	1455	2920	13465	12719	26184	24117	20622	44739
BK	13593	10463	24056	12628	9325	21953	9269	5723	14992	6307	3403	9710	41797	28914	70711	65522	50714	116236
BKMER	1879	310	2189	1342	275	1617	664	104	768	443	75	518	4328	764	5092	8445	1552	9997
BK	9059	3246	12305	5711	2360	8071	2624	1071	3695	1480	610	2090	18874	7287	26161	31268	12990	44258
BKAR	6274	3555	9829	4437	2561	6998	2783	1602	4385	1596	1034	2630	15090	8752	23842	24511	14930	39441
BK	5543	6811	12354	4835	5848	10683	5048	4555	9603	3292	3027	6319	18718	20241	38959	29184	31002	60186
BK	12462	5240	17702	9785	3889	13674	5600	1478	7078	4039	893	4932	31886	11500	43386	48775	21402	70177
BK	2354	2172	4526	2089	1597	3686	1712	1219	2931	977	754	1731	7132	5742	12874	12356	9586	21942
BK	13496	7785	21281	9218	5320	14538	6384	2850	9234	4442	2091	6533	33540	18046	51586	52485	30019	82504
BK	11839	5434	17273	7212	3385	10597	3239	1666	4905	2038	1100	3138	24328	11585	35913	44771	20945	65716
BK	6277	3174	9451	4235	2368	6603	1666	984	2650	1056	614	1670	13234	7140	20374	23539	12367	35906
BK	3624	2075	5699	3094	1985	5079	2557	1167	3724	1284	516	1800	10559	5743	16302	17826	10408	28234
BK	5170	4105	9275	3903	3380	7283	2212	1558	3770	1451	1168	2619	12736	10211	22947	22882	18108	40990
BK	7370	8008	15378	6093	6626	12719	6444	5449	11893	4142	3488	7630	24049	23571	47620	36842	38185	75027
BK	5551	1885	7436	3201	1138	4339	1569	451	2020	994	287	1281	11315	3761	15076	21416	8119	29535
BK	6071	3660	9731	4555	2706	7261	3386	1555	4941	1911	901	2812	15923	8822	24745	24735	14447	39182
BK	13696	9382	23078	8810	6066	14876	3838	2270	6108	2719	1674	4393	29063	19392	48455	54197	32999	87196
BK	4490	2871	7361	3735	2219	5954	4124	1315	5439	1973	638	2611	14322	7043	21365	23182	14451	37633
BK	4309	3017	7326	3531	2261	5792	1665	944	2609	1064	493	1557	10569	6715	17284	16489	10250	26739

TOTAL	248418	160624	409042	184572	123274	307846	122866	70720	193586	76524	44011	120535	632380	398629	1031009	1043799	668499	1712298
-------	--------	--------	--------	--------	--------	--------	--------	-------	--------	-------	-------	--------	--------	--------	---------	---------	--------	---------

DISTRICT	6th CLASS			7th CLASS			8th CLASS			T O T A L		
	BOYS	GIRLS	TOTAL	BOYS	GIRLS	TOTAL	BOYS	GIRLS	TOTAL	BOYS	GIRLS	TOTAL
DMER	53	14	67	47	18	65	37	15	52	137	47	184
DWAR	0	0	0	0	0	0	0	0	0	0	0	0
DIGWARA	0	0	0	0	0	0	0	0	0	0	0	0
DIDAM	0	0	0	0	0	0	0	0	0	0	0	0
DIDMER	0	0	0	0	0	0	0	0	0	0	0	0
DIDMTPUR	0	0	0	0	0	0	0	0	0	0	0	0
DIDILWARA	0	0	0	0	0	0	0	0	0	0	0	0
DIDTKANER	0	0	0	0	0	0	0	0	0	0	0	0
DIDDI	0	0	0	0	0	0	0	0	0	0	0	0
DIDTITTOGARH	0	0	0	0	0	0	0	0	0	0	0	0
DIDDI	7	2	9	4	0	4	13	1	14	24	3	27
DIDUSA	0	0	0	0	0	0	0	0	0	0	0	0
DIDMOLPUR	0	0	0	0	0	0	0	0	0	0	0	0
DIDMADHOPUR	19	3	22	21	0	21	27	5	32	67	8	75
DIDMUMMANGARH	0	0	0	0	0	0	0	0	0	0	0	0
DIDMIPUR	0	0	0	0	0	0	0	0	0	0	0	0
DIDMISALMER	0	0	0	0	0	0	0	0	0	0	0	0
DIDALORE	0	0	0	0	0	0	0	0	0	0	0	0
DIDMELAWAR	0	0	0	0	0	0	0	0	0	0	0	0
DIDMUMJHUNU	32	64	96	53	61	114	79	83	162	164	208	372
DIDMIRPUR	59	27	86	85	20	105	109	20	129	253	67	320
DIDMATA	0	0	0	0	0	0	0	0	0	0	0	0
DIDMAGPUR	20	15	35	15	7	22	16	10	26	51	32	83
DIDMILI	80	75	155	107	86	193	151	94	245	338	255	593
DIDMOSAMAND	0	0	0	0	0	0	0	0	0	0	0	0
DIDMIMADHOPUR	0	0	0	0	0	0	0	0	0	0	0	0
DIDMILI GANGANAGAR	0	0	0	0	0	0	0	0	0	0	0	0
DIDMIKAR	14	2	16	4	5	9	18	4	22	36	11	47
DIDMIKOHI	0	0	0	0	0	0	0	0	0	0	0	0
DIDMINK	0	0	0	0	0	0	0	0	0	0	0	0
DIDMIPUR	109	27	136	85	22	107	113	14	127	307	63	370
DIDMARGOLI	0	0	0	0	0	0	0	0	0	0	0	0
DIDMATAPGARH	0	0	0	0	0	0	0	0	0	0	0	0
<b>GRAND TOTAL</b>	<b>393</b>	<b>229</b>	<b>622</b>	<b>421</b>	<b>219</b>	<b>640</b>	<b>563</b>	<b>246</b>	<b>809</b>	<b>1377</b>	<b>694</b>	<b>2071</b>

DISTRICT	9th CLASS			10th CLASS			11th CLASS			12th CLASS			(TOTAL 9 - 12)			(TOTAL 6th TO 12TH)		
	BOYS	GIRLS	TOTAL	BOYS	GIRLS	TOTAL	BOYS	GIRLS	TOTAL	BOYS	GIRLS	TOTAL	BOYS	GIRLS	TOTAL	BOYS	GIRLS	TOTAL
	45	24	69	44	9	53	0	0	0	0	0	0	89	33	122	226	80	306
	0	0	0	0	0	0	0	0	0	0	0	0	0	0	0	0	0	0
BARAN	0	0	0	0	0	0	0	0	0	0	0	0	0	0	0	0	0	0
BANSWARA	0	0	0	0	0	0	0	0	0	0	0	0	0	0	0	0	0	0
BHARATPUR	0	0	0	0	0	0	0	0	0	0	0	0	0	0	0	0	0	0
BHILAIYA	0	0	0	0	0	0	0	0	0	0	0	0	0	0	0	0	0	0
BHILWARA	0	0	0	0	0	0	0	0	0	0	0	0	0	0	0	0	0	0
BHONGARH	0	0	0	0	0	0	0	0	0	0	0	0	0	0	0	0	0	0
BUNDELKHAND	23	14	37	21	12	33	30	11	41	38	10	48	112	47	159	136	50	186
BUNDELKHAND	0	0	0	0	0	0	0	0	0	0	0	0	0	0	0	0	0	0
BUNDELKHAND	61	2	63	42	15	57	118	31	149	73	33	106	294	81	375	361	89	450
BUNDELKHAND	0	0	0	0	0	0	0	0	0	0	0	0	0	0	0	0	0	0
BUNDELKHAND	0	0	0	0	0	0	0	0	0	0	0	0	0	0	0	0	0	0
BUNDELKHAND	0	0	0	0	0	0	0	0	0	0	0	0	0	0	0	0	0	0
BUNDELKHAND	0	0	0	0	0	0	0	0	0	0	0	0	0	0	0	0	0	0
BUNDELKHAND	90	198	288	112	224	336	184	330	514	192	355	547	578	1107	1685	742	1315	2057
BUNDELKHAND	163	62	225	157	54	211	229	39	268	128	41	169	677	196	873	930	263	1193
BUNDELKHAND	0	0	0	0	0	0	0	0	0	0	0	0	0	0	0	0	0	0
BUNDELKHAND	86	40	126	92	31	123	58	38	96	30	16	46	266	125	391	317	157	474
BUNDELKHAND	394	194	588	272	140	412	327	256	583	227	181	408	1220	771	1991	1558	1026	2584
BUNDELKHAND	0	0	0	0	0	0	0	0	0	0	0	0	0	0	0	0	0	0
BUNDELKHAND	0	0	0	0	0	0	0	0	0	0	0	0	0	0	0	0	0	0
BUNDELKHAND	0	0	0	0	0	0	0	0	0	0	0	0	0	0	0	0	0	0
BUNDELKHAND	23	6	29	89	6	95	145	28	173	103	33	136	360	73	433	396	84	480
BUNDELKHAND	0	0	0	0	0	0	0	0	0	0	0	0	0	0	0	0	0	0
BUNDELKHAND	0	0	0	0	0	0	0	0	0	0	0	0	0	0	0	0	0	0
BUNDELKHAND	284	76	360	253	69	322	195	67	262	142	51	193	874	263	1137	1181	326	1507
BUNDELKHAND	0	0	0	0	0	0	0	0	0	0	0	0	0	0	0	0	0	0
BUNDELKHAND	0	0	0	0	0	0	0	0	0	0	0	0	0	0	0	0	0	0
TOTAL	1169	616	1785	1082	560	1642	1286	800	2086	933	720	1653	4470	2696	7166	5847	3390	9237

DISTRICT	6th CLASS			7th CLASS			8th CLASS			T O T A L		
	BOYS	GIRLS	TOTAL	BOYS	GIRLS	TOTAL	BOYS	GIRLS	TOTAL	BOYS	GIRLS	TOTAL
AJMER	1082	370	1452	1065	321	1386	1252	311	1563	3399	1002	4401
ALWAR	10428	5708	16136	10288	5481	15769	13127	6804	19931	33843	17993	51836
BANSWARA	746	405	1151	730	345	1075	779	346	1125	2255	1096	3351
BARAN	1626	874	2500	1623	806	2429	2344	1032	3376	5593	2712	8305
BARMER	1340	420	1760	1288	398	1686	1395	430	1825	4023	1248	5271
BHARTPUR	4961	2391	7352	5070	2166	7236	5695	2564	8259	15726	7121	22847
BHILWARA	476	235	711	405	210	615	479	254	733	1360	699	2059
BIKANER	1558	1334	2892	1980	1488	3468	3645	935	4580	7183	3757	10940
BUNDI	871	378	1249	837	388	1225	1380	461	1841	3088	1227	4315
CHITTORGARH	269	102	371	273	90	363	272	88	360	814	280	1094
CHURU	4228	1995	6223	3751	2078	5829	4402	3552	7954	12381	7625	20006
DOUSA	4790	2359	7149	4642	2276	6918	6716	2789	9505	16148	7424	23572
DHOLPUR	2027	872	2899	2089	790	2879	2731	1057	3788	6847	2719	9566
DUNGARPUR	231	124	355	222	115	337	251	119	370	704	358	1062
HANUMANGARH	4535	3295	7830	4228	3145	7373	5189	3467	8656	13952	9907	23859
JAIPUR	13173	7523	20696	13917	8111	22028	19728	8712	28440	46818	24346	71164
JAISALMER	240	61	301	185	50	235	264	39	303	689	150	839
JALORE	1971	606	2577	1985	528	2513	2099	462	2561	6055	1596	7651
JHALAWAR	1163	522	1685	1161	570	1731	1439	593	2032	3763	1685	5448
JHUNJHUNU	11617	7546	19163	11005	7025	18030	10187	6413	16600	32809	20984	53793
JODHPUR	4347	1687	6034	4309	1396	5705	4489	1434	5923	13145	4517	17662
KOTA	1518	730	2248	1750	770	2520	2225	826	3051	5493	2326	7819
NAGAUR	7884	3803	11687	7769	3302	11071	8246	3421	11667	23899	10526	34425
PALI	1372	633	2005	1309	627	1936	1420	564	1984	4101	1824	5925
RAJSAMAND	307	116	423	283	135	418	289	144	433	879	395	1274
SWAIMADHOPUR	2353	993	3346	2464	902	3366	3238	1058	4296	8055	2953	11008
SHRI GANGANAGAR	2705	1753	4458	2766	1831	4597	3425	2135	5560	8896	5719	14615
SIKAR	10743	5636	16379	10378	5509	15887	11057	4713	15770	32178	15858	48036
SIROHI	233	46	279	245	47	292	131	20	151	609	113	722
TONK	1612	638	2250	1641	552	2193	2133	613	2746	5386	1803	7189
UDAIPUR	1247	821	2068	1245	864	2109	1283	709	1992	3775	2394	6169
KAROLI	4179	1798	5977	4095	1623	5718	5581	2165	7746	13855	5586	19441
PRATAPGARH	209	113	322	228	113	341	171	168	339	608	394	1002
GRAND TOTAL	106041	55887	161928	105226	54052	159278	127062	58398	185460	338329	168337	506666



DISTRICT	9th CLASS			10th CLASS			11th CLASS			12th CLASS			(TOTAL 9 - 12)			(TOTAL 6th TO 12TH)		
	BOYS	GIRLS	TOTAL	BOYS	GIRLS	TOTAL	BOYS	GIRLS	TOTAL	BOYS	GIRLS	TOTAL	BOYS	GIRLS	TOTAL	BOYS	GIRLS	TOTAL
BANASKANTH	1418	319	1737	945	254	1199	196	43	239	11	13	24	2570	629	3199	5969	1631	7600
BANSWARI	16568	8480	25048	21179	9207	30386	10123	5048	15171	7647	3355	11002	55517	26090	81607	89360	44083	133443
BARAN	920	499	1419	860	461	1321	191	102	293	93	50	143	2064	1112	3176	4319	2208	6527
BHARATPUR	2584	1142	3726	2757	1083	3840	690	398	1088	450	234	684	6481	2857	9338	12074	5569	17643
BHILAIKANTH	2089	564	2653	1464	431	1895	329	141	470	225	94	319	4107	1230	5337	8130	2478	10608
BHILWARA	7016	3090	10106	8241	3247	11488	2503	1171	3674	1589	693	2282	19349	8201	27550	35075	15322	50397
BHUNAI	575	254	829	485	236	721	46	49	95	20	22	42	1126	561	1687	2486	1260	3746
BUNDELKHAND	3613	2549	6162	5256	1801	7057	1330	667	1997	800	1102	1902	10999	6119	17118	18182	9876	28058
BUNDELKHAND	1537	570	2107	1306	511	1817	272	125	397	183	73	256	3298	1279	4577	6386	2506	8892
BUNDELKHAND	325	95	420	228	98	326	69	2	71	33	2	35	655	197	852	1469	477	1946
BUNDELKHAND	6611	5179	11790	5372	4615	9987	3201	2360	5561	1813	1375	3188	16997	13529	30526	29378	21154	50532
BUNDELKHAND	6692	3107	9799	9503	3629	13132	4315	2300	6615	2569	1170	3739	23079	10206	33285	39227	17630	56857
BUNDELKHAND	3260	1242	4502	3361	1161	4522	975	319	1294	614	161	775	8210	2883	11093	15057	5602	20659
BUNDELKHAND	214	87	301	165	75	240	14	14	28	11	14	25	404	190	594	1108	548	1656
BUNDELKHAND	5692	4091	9783	7444	4550	11994	3122	2702	5824	2442	2065	4507	18700	13408	32108	32652	23315	55967
BUNDELKHAND	18461	10201	28662	22757	12511	35268	13598	7908	21506	9743	5528	15271	64559	36148	100707	111377	60494	171871
BUNDELKHAND	275	46	321	235	51	286	0	0	0	0	0	0	510	97	607	1199	247	1446
BUNDELKHAND	2624	610	3234	1819	451	2270	466	164	630	211	60	271	5120	1285	6405	11175	2881	14056
BUNDELKHAND	1699	552	2251	1541	446	1987	302	147	449	169	78	247	3711	1223	4934	7474	2908	10382
BUNDELKHAND	9833	4625	14458	14402	5931	20333	11188	6287	17475	11101	5227	16328	46524	22070	68594	79333	43054	122387
BUNDELKHAND	6283	1766	8049	6760	1704	8464	2204	521	2725	1367	293	1660	16614	4284	20898	29759	8801	38560
BUNDELKHAND	2218	1171	3389	2230	1209	3439	1003	848	1851	1026	464	1490	6477	3692	10169	11970	6018	17988
BUNDELKHAND	12279	5125	17404	11949	4384	16333	5147	2167	7314	4486	1897	6383	33861	13573	47434	57760	24099	81859
BUNDELKHAND	1753	696	2449	1138	413	1551	332	123	455	174	80	254	3397	1312	4709	7498	3136	10634
BUNDELKHAND	349	95	444	284	106	390	41	17	58	35	15	50	709	233	942	1588	628	2216
BUNDELKHAND	3317	1065	4382	3767	1142	4909	571	356	927	309	182	491	7964	2745	10709	16019	5698	21717
BUNDELKHAND	4177	2850	7027	5182	3359	8541	1993	1616	3609	1881	1483	3364	13233	9308	22541	22129	15027	37156
BUNDELKHAND	13372	7723	21095	14631	8793	23424	13110	8030	21140	12400	8648	21048	53513	33194	86707	85691	49052	134743
BUNDELKHAND	228	38	266	136	24	160	0	0	0	0	0	0	364	62	426	973	175	1148
BUNDELKHAND	2451	715	3166	2330	583	2913	360	156	516	237	82	319	5378	1536	6914	10764	3339	14103
BUNDELKHAND	1651	777	2428	1543	808	2351	377	295	672	309	231	540	3880	2111	5991	7655	4505	12160
BUNDELKHAND	5843	2275	8118	7103	2664	9767	2021	1110	3131	1119	455	1574	16086	6504	22590	29941	12090	42031
BUNDELKHAND	349	201	550	166	132	298	33	33	66	12	28	40	560	394	954	1168	788	1956
TOTAL	146276	71799	218075	166539	76070	242609	80122	45219	125341	63079	35174	98253	456016	228262	684278	794345	396599	1190944

DISTRICT	6th CLASS			7th CLASS			8th CLASS			T O T A L		
	BOYS	GIRLS	TOTAL	BOYS	GIRLS	TOTAL	BOYS	GIRLS	TOTAL	BOYS	GIRLS	TOTAL
AJMER	8001	3140	11141	6923	2485	9408	7559	2657	10216	22483	8282	30765
ALWAR	15938	10763	26701	16168	10466	26634	20822	13604	34426	52928	34833	87761
BANSWARA	4513	3002	7515	4306	2819	7125	5343	3432	8775	14162	9253	23415
BARAN	3829	2743	6572	3799	2522	6321	5021	3124	8145	12649	8389	21038
BARMER	7430	3116	10546	6693	2691	9384	7630	3140	10770	21753	8947	30700
BHARTPUR	8235	5623	13858	8415	5182	13597	9630	5980	15610	26280	16785	43065
BHILWARA	8077	3014	11091	6911	2437	9348	7521	2922	10443	22509	8373	30882
BIKANER	5378	3313	8691	5679	3476	9155	7101	2829	9930	18158	9618	27776
BUNDI	3107	1776	4883	3032	1577	4609	4022	1973	5995	10161	5326	15487
CHITTORGARH	4048	2126	6174	3687	1911	5598	4123	2170	6293	11858	6207	18065
CHURU	8470	3994	12464	7510	4256	11766	8830	7106	15936	24810	15356	40166
DOUSA	7923	5530	13453	7729	5249	12978	10987	6854	17841	26639	17633	44272
DHOLPUR	4714	3504	8218	4582	3084	7666	5443	4396	9839	14739	10984	25723
DUNGARPUR	4674	3216	7890	4154	2930	7084	5440	3909	9349	14268	10055	24323
HANUMANGARH	7797	5582	13379	7562	5472	13034	9245	6756	16001	24604	17810	42414
JAIPUR	20594	14482	35076	21083	14908	35991	28866	16756	45622	70543	46146	116689
JAISALMER	1625	351	1976	1404	253	1657	1777	334	2111	4806	938	5744
JALORE	5712	2679	8391	5953	2269	8222	6784	2351	9135	18449	7299	25748
JHALAWAR	4406	2865	7271	4079	2489	6568	4699	2509	7208	13184	7863	21047
JHUNJHUNU	14525	10523	25048	14393	10414	24807	14521	11016	25537	43439	31953	75392
JODHPUR	9448	5078	14526	9483	4421	13904	11356	4987	16343	30287	14486	44773
KOTA	3138	1927	5065	3396	1936	5332	4183	2307	6490	10717	6170	16887
NAGOUR	13644	7464	21108	13836	7125	20961	15415	7942	23357	42895	22531	65426
PALI	7704	3888	11592	7706	3632	11338	9472	3919	13391	24882	11439	36321
RAJSAMAND	3749	1796	5545	3487	1681	5168	3948	2145	6093	11184	5622	16806
SWAIMADHOPUR	4470	2482	6952	4624	2224	6848	6228	2912	9140	15322	7618	22940
SHRI GANGANAGAR	6013	4306	10319	5863	4324	10187	7166	4986	12152	19042	13616	32658
SIKAR	14483	9627	24110	14528	9985	24513	15996	10871	26867	45007	30483	75490
SIROHI	3629	1637	5266	3252	1247	4499	3829	1587	5416	10710	4471	15181
TONK	4267	2535	6802	4301	2184	6485	5630	2709	8339	14198	7428	21626
UDAIPUR	10478	5721	16199	9020	5115	14135	9718	5228	14946	29216	16064	45280
KAROLI	6807	4124	10931	6590	3662	10252	9318	5208	14526	22715	12994	35709
PRATAPGARH	2278	1409	3687	1860	940	2800	2390	1580	3970	6528	3929	10457
GRAND TOTAL	239104	143336	382440	232008	135366	367374	280013	160199	440212	751125	438901	1190026

DISTRICT	9th CLASS			10th CLASS			11th CLASS			12th CLASS			(TOTAL 9 - 12)			(TOTAL 6th TO 12TH)		
	BOYS	GIRLS	TOTAL	BOYS	GIRLS	TOTAL	BOYS	GIRLS	TOTAL	BOYS	GIRLS	TOTAL	BOYS	GIRLS	TOTAL	BOYS	GIRLS	TOTAL
BANWAR	10678	4514	15192	6940	3010	9950	3649	1613	5262	2133	1054	3187	23400	10191	33591	45883	18473	64356
BANSWARA	28846	19572	48418	31258	17791	49049	21330	11867	33197	14196	7627	21823	95630	56857	152487	148558	91690	240248
BANWARA	13352	9581	22933	10730	7732	18462	5472	3826	9298	3944	2353	6297	33498	23492	56990	47660	32745	80405
BANWASAR	6182	3427	9609	5550	2953	8503	2708	1382	4090	1520	814	2334	15960	8576	24536	28609	16965	45574
BANWAR	14325	5362	19687	9706	3915	13621	4939	1876	6815	2868	1077	3945	31838	12230	44068	53591	21177	74768
BANWARPUR	13587	7708	21295	12855	6792	19647	7115	3761	10876	4258	2288	6546	37815	20549	58364	64095	37334	101429
BANWARA	12161	6263	18424	7751	4136	11887	4055	2476	6531	2596	1483	4079	26563	14358	40921	49072	22731	71803
BANWAR	9656	5640	15296	9004	3960	12964	2884	1305	4189	2107	1773	3880	23651	12678	36329	41809	22296	64105
BANWAR	6147	3404	9551	4319	2325	6644	2259	1247	3506	1300	743	2043	14025	7719	21744	24186	13045	37231
BANWARGARH	7395	4197	11592	4798	2949	7747	2197	1321	3518	1363	875	2238	15753	9342	25095	27611	15549	43160
BANWAR	13268	10386	23654	10786	9254	20040	6462	4742	11204	3702	2770	6472	34218	27152	61370	59028	42508	101536
BANWARA	13621	8761	22382	15196	8388	23584	10141	5413	15554	5411	2621	8032	44369	25183	69552	71008	42816	113824
BANWARPUR	5893	4044	9937	7316	3348	10664	2999	1563	4562	1822	835	2657	18030	9790	27820	32769	20774	53543
BANWARPUR	8597	6982	15579	7030	6082	13112	3626	2866	6492	2800	1878	4678	22053	17808	39861	36321	27863	64184
BANWARGARH	10896	8898	19794	11592	8725	20317	5770	4984	10754	3907	3520	7427	32165	26127	58292	56769	43937	100706
BANWAR	32054	20664	52718	35385	21836	57221	22867	13631	36498	16050	8931	24981	106356	65062	171418	176899	111208	288107
BANWAR	2154	356	2510	1577	326	1903	664	104	768	443	75	518	4838	861	5699	9644	1799	11443
BANWAR	11683	3856	15539	7530	2811	10341	3090	1235	4325	1691	670	2361	23994	8572	32566	42443	15871	58314
BANWAR	7973	4107	12080	5978	3007	8985	3085	1749	4834	1765	1112	2877	18801	9975	28776	31985	17838	49823
BANWARHUNU	15466	11634	27100	19349	12003	31352	16420	11172	27592	14585	8609	23194	65820	43418	109238	109259	75371	184630
BANWAR	18908	7068	25976	16702	5647	22349	8033	2038	10071	5534	1227	6761	49177	15980	65157	79464	30466	109930
BANWAR	4572	3343	7915	4319	2806	7125	2715	2067	4782	2003	1218	3221	13609	9434	23043	24326	15604	39930
BANWAR	25861	12950	38811	21259	9735	30994	11589	5055	16644	8958	4004	12962	67667	31744	99411	110562	54275	164837
BANWAR	13986	6324	20310	8622	3938	12560	3898	2045	5943	2439	1361	3800	28945	13668	42613	53827	25107	78934
BANWAR	6626	3269	9895	4519	2474	6993	1707	1001	2708	1091	629	1720	13943	7373	21316	25127	12995	38122
BANWARPUR	6941	3140	10081	6861	3127	9988	3128	1523	4651	1593	698	2291	18523	8488	27011	33845	16106	49951
BANWARANGANAGA	9347	6955	16302	9085	6739	15824	4205	3174	7379	3332	2651	5983	25969	19519	45488	45011	33135	78146
BANWAR	20765	15737	36502	20813	15425	36238	19699	13507	33206	16645	12169	28814	77922	56838	134760	122929	87321	210250
BANWAR	5779	1923	7702	3337	1162	4499	1569	451	2020	994	287	1281	11679	3823	15502	22389	8294	30683
BANWAR	8522	4375	12897	6885	3289	10174	3746	1711	5457	2148	983	3131	21301	10358	31659	35499	17786	53285
BANWARPUR	15631	10235	25866	10606	6943	17549	4410	2632	7042	3170	1956	5126	33817	21766	55583	63033	37830	100863
BANWAR	10333	5146	15479	10838	4883	15721	6145	2425	8570	3092	1093	4185	30408	13547	43955	53123	26541	79664
BANWARGARH	4658	3218	7876	3697	2393	6090	1698	977	2675	1076	521	1597	11129	7109	18238	17657	11038	28695
TOTAL	395863	233039	628902	352193	199904	552097	204274	116739	321013	140536	79905	220441	1092866	629587	1722453	1843991	1068488	2912479

DISTRICT	GOVERNMENT			AIDED SCHOOL			UN-AIDED SCHOOLS			GRAND TOTAL		
	BOYS	GIRLS	TOTAL	BOYS	GIRLS	TOTAL	BOYS	GIRLS	TOTAL	BOYS	GIRLS	TOTAL
AJMER	3447	1472	4919	9	6	15	356	95	451	3812	1573	5385
ALWAR	6882	5536	12418	0	0	0	5181	2545	7726	12063	8081	20144
BANSWARA	924	691	1615	0	0	0	141	76	217	1065	767	1832
BARAN	2152	1393	3545	0	0	0	946	357	1303	3098	1750	4848
BARMER	4676	1563	6239	0	0	0	366	138	504	5042	1701	6743
BHARTPUR	3980	2970	6950	0	0	0	3394	1281	4675	7374	4251	11625
BHILWARA	3993	1794	5787	0	0	0	268	95	363	4261	1889	6150
BIKANER	2360	1388	3748	0	0	0	1282	1219	2501	3642	2607	6249
BUNDI	1704	1106	2810	0	0	0	578	131	709	2282	1237	3519
CHITTORGAR	2347	1399	3746	0	0	0	148	70	218	2495	1469	3964
CHURU	4373	2427	6800	0	0	0	3050	1558	4608	7423	3985	11408
DOUSA	3564	2553	6117	0	0	0	2657	997	3654	6221	3550	9771
DHOLPUR	1841	1422	3263	0	0	0	1496	472	1968	3337	1894	5231
DUNGARPUR	684	642	1326	0	0	0	35	14	49	719	656	1375
HANUMANGAR	5054	4213	9267	0	0	0	2112	1005	3117	7166	5218	12384
JAIPUR	6544	5946	12490	0	0	0	5481	3229	8710	12025	9175	21200
JAISALMER	1024	261	1285	0	0	0	103	16	119	1127	277	1404
JALORE	3785	1543	5328	0	0	0	592	128	720	4377	1671	6048
JHALAWAR	2413	1250	3663	0	0	0	528	169	697	2941	1419	4360
JHUNJHUNU	2360	2277	4637	17	5	22	2930	1512	4442	5307	3794	9101
JODHPUR	4953	1707	6660	0	0	0	1453	497	1950	6406	2204	8610
KOTA	934	899	1833	0	0	0	1250	577	1827	2184	1476	3660
NAGOUR	5648	2041	7689	0	0	0	3524	1268	4792	9172	3309	12481
PALI	4843	2788	7631	0	0	0	635	266	901	5478	3054	8532
RAJSAMAND	1055	603	1658	0	0	0	73	35	108	1128	638	1766
S.M.	2597	1108	3705	0	0	0	1786	360	2146	4383	1468	5851
SHRIGANGA.	5392	4425	9817	0	0	0	2450	1666	4116	7842	6091	13933
SIKAR	4551	4001	8552	0	0	0	8503	4900	13403	13054	8901	21955
SIROHI	2716	1071	3787	0	0	0	41	1	42	2757	1072	3829
TONK	2745	1630	4375	0	0	0	1127	278	1405	3872	1908	5780
UDAIPUR	2051	1727	3778	2	0	2	402	153	555	2455	1880	4335
KAROLI	3269	1746	5015	0	0	0	2944	944	3888	6213	2690	8903
PRATAPGAR	829	548	1377	0	0	0	107	62	169	936	610	1546
TOTAL	105690	66140	171830	28	11	39	55939	26114	82053	161657	92265	253922

## OFFICE OF THE DIRECTOR, SECONDARY EDUCATION, RAJASTHAN, BIKANER

## DISTRICT WISE AND MANAGEMENT WISE SC ENROLMENT IN RURAL AREA, YEAR 2009-10

(SR.

SECONDARY)

DISTRICT	GOVERNMENT			AIDED SCHOOL			UN-AIDED SCHOOLS			GRAND TOTAL		
	BOYS	GIRLS	TOTAL	BOYS	GIRLS	TOTAL	BOYS	GIRLS	TOTAL	BOYS	GIRLS	TOTAL
AJMER	3828	1343	5171	0	0	0	119	32	151	3947	1375	5322
ALWAR	7979	4544	12523	0	0	0	4147	2114	6261	12126	6658	18784
BANSWARA	1096	672	1768	0	0	0	61	25	86	1157	697	1854
BARAN	1644	662	2306	0	0	0	506	224	730	2150	886	3036
BARMER	3728	860	4588	0	0	0	198	71	269	3926	931	4857
BHARTPUR	4166	2006	6172	0	0	0	1748	643	2391	5914	2649	8563
BHILWARA	4471	1552	6023	0	0	0	41	42	83	4512	1594	6106
BIKANER	1996	517	2513	0	0	0	561	222	783	2557	739	3296
BUNDI	1712	628	2340	0	0	0	246	208	454	1958	836	2794
CHITTORGAR	2334	836	3170	0	0	0	24	0	24	2358	836	3194
CHURU	3186	1671	4857	31	4	35	4576	2338	6914	7793	4013	11806
DOUSA	5342	2214	7556	0	0	0	3252	1404	4656	8594	3618	12212
DHOLPUR	1764	833	2597	0	0	0	1275	460	1735	3039	1293	4332
DUNGARPUR	876	576	1452	14	0	14	0	0	0	890	576	1466
HANUMANGAR	3680	2230	5910	0	0	0	2659	1823	4482	6339	4053	10392
JAIPUR	8935	4245	13180	0	0	0	6537	2769	9306	15472	7014	22486
JAISALMER	858	61	919	0	0	0	0	0	0	858	61	919
JALORE	3796	901	4697	0	0	0	270	80	350	4066	981	5047
JHALAWAR	1821	818	2639	0	0	0	169	87	256	1990	905	2895
JHUNJHUNU	4124	4008	8132	82	137	219	8376	4575	12951	12582	8720	21302
JODHPUR	3882	966	4848	49	17	66	846	277	1123	4777	1260	6037
KOTA	1400	972	2372	0	0	0	1075	228	1303	2475	1200	3675
NAGAU	6618	1890	8508	81	17	98	870	211	1081	7569	2118	9687
PALI	5057	1771	6828	187	100	287	296	161	457	5540	2032	7572
RAJSAMAND	2376	1130	3506	0	0	0	21	19	40	2397	1149	3546
S.M.	2452	615	3067	0	0	0	490	154	644	2942	769	3711
SHRIGANGA.	4347	2905	7252	0	0	0	2488	1744	4232	6835	4649	11484
SIKAR	5306	3770	9076	36	12	48	7210	4380	11590	12552	8162	20714
SIROHI	2042	455	2497	0	0	0	0	0	0	2042	455	2497
TONK	3580	1086	4666	0	0	0	327	109	436	3907	1195	5102
UDAIPUR	2351	1402	3753	79	19	98	212	157	369	2642	1578	4220
KAROLI	4027	1345	5372	0	0	0	1665	566	2231	5692	1911	7603
PRATAPGAR	842	362	1204	0	0	0	98	46	144	940	408	1348
TOTAL	111616	49846	161462	559	306	865	50363	25169	75532	162538	75321	237859

DISTRICT	GOVERNMENT			AIDED SCHOOL			UN-AIDED SCHOOLS			GRAND TOTAL		
	BOYS	GIRLS	TOTAL	BOYS	GIRLS	TOTAL	BOYS	GIRLS	TOTAL	BOYS	GIRLS	TOTAL
AJMER	7275	2815	10090	9	6	15	475	127	602	7759	2948	10707
ALWAR	14861	10080	24941	0	0	0	9328	4659	13987	24189	14739	38928
BANSWARA	2020	1363	3383	0	0	0	202	101	303	2222	1464	3686
BARAN	3796	2055	5851	0	0	0	1452	581	2033	5248	2636	7884
BARMER	8404	2423	10827	0	0	0	564	209	773	8968	2632	11600
BHARTPUR	8146	4976	13122	0	0	0	5142	1924	7066	13288	6900	20188
BHILWARA	8464	3346	11810	0	0	0	309	137	446	8773	3483	12256
BIKANER	4356	1905	6261	0	0	0	1843	1441	3284	6199	3346	9545
BUNDI	3416	1734	5150	0	0	0	824	339	1163	4240	2073	6313
CHITTORGAR	4681	2235	6916	0	0	0	172	70	242	4853	2305	7158
CHURU	7559	4098	11657	31	4	35	7626	3896	11522	15216	7998	23214
DOUSA	8906	4767	13673	0	0	0	5909	2401	8310	14815	7168	21983
DHOLPUR	3605	2255	5860	0	0	0	2771	932	3703	6376	3187	9563
DUNGARPUR	1560	1218	2778	14	0	14	35	14	49	1609	1232	2841
HANUMANGAR	8734	6443	15177	0	0	0	4771	2828	7599	13505	9271	22776
JAIPUR	15479	10191	25670	0	0	0	12018	5998	18016	27497	16189	43686
JAISALMER	1882	322	2204	0	0	0	103	16	119	1985	338	2323
JALORE	7581	2444	10025	0	0	0	862	208	1070	8443	2652	11095
JHALAWAR	4234	2068	6302	0	0	0	697	256	953	4931	2324	7255
JHUNJHUNU	6484	6285	12769	99	142	241	11306	6087	17393	17889	12514	30403
JODHPUR	8835	2673	11508	49	17	66	2299	774	3073	11183	3464	14647
KOTA	2334	1871	4205	0	0	0	2325	805	3130	4659	2676	7335
NAGOUR	12266	3931	16197	81	17	98	4394	1479	5873	16741	5427	22168
PALI	9900	4559	14459	187	100	287	931	427	1358	11018	5086	16104
RAJSAMAND	3431	1733	5164	0	0	0	94	54	148	3525	1787	5312
S.M.	5049	1723	6772	0	0	0	2276	514	2790	7325	2237	9562
SHRIGANGA	9739	7330	17069	0	0	0	4938	3410	8348	14677	10740	25417
SIKAR	9857	7771	17628	36	12	48	15713	9280	24993	25606	17063	42669
SIROHI	4758	1526	6284	0	0	0	41	1	42	4799	1527	6326
TONK	6325	2716	9041	0	0	0	1454	387	1841	7779	3103	10882
UDAIPUR	4402	3129	7531	81	19	100	614	310	924	5097	3458	8555
KAROLI	7296	3091	10387	0	0	0	4609	1510	6119	11905	4601	16506
PRATAPGAR	1671	910	2581	0	0	0	205	108	313	1876	1018	2894
TOTAL	217306	115986	333292	587	317	904	106302	51283	157585	324195	167586	491781

DISTRICT	6th CLASS			7th CLASS			8th CLASS			T O T A L		
	BOYS	GIRLS	TOTAL	BOYS	GIRLS	TOTAL	BOYS	GIRLS	TOTAL	BOYS	GIRLS	TOTAL
AJMER	1428	519	1947	1158	365	1523	1167	396	1563	3753	1280	5033
ALWAR	1738	1429	3167	1860	1347	3207	2264	1774	4038	5862	4550	10412
BANSWARA	189	124	313	241	179	420	209	103	312	639	406	1045
BARAN	564	414	978	574	358	932	653	356	1009	1791	1128	2919
BARMER	1231	410	1641	1110	350	1460	1157	391	1548	3498	1151	4649
BHARTPUR	1190	990	2180	1220	827	2047	1436	932	2368	3846	2749	6595
BHILWARA	1581	478	2059	1231	364	1595	1298	499	1797	4110	1341	5451
BIKANER	840	277	1117	584	123	707	658	567	1225	2082	967	3049
BUNDI	496	267	763	443	218	661	560	279	839	1499	764	2263
CHITTORGARH	830	359	1189	638	288	926	721	305	1026	2189	952	3141
CHURU	1395	526	1921	1160	517	1677	1326	655	1981	3881	1698	5579
DOUSA	1050	796	1846	1055	758	1813	1385	835	2220	3490	2389	5879
DHOLPUR	708	568	1276	628	458	1086	558	414	972	1894	1440	3334
DUNGARPUR	211	132	343	191	155	346	241	181	422	643	468	1111
HANUMANGARH	1616	955	2571	1426	910	2336	1510	1113	2623	4552	2978	7530
JAIPUR	1954	1634	3588	1829	1457	3286	2352	1714	4066	6135	4805	10940
JAISALMER	343	62	405	290	46	336	347	72	419	980	180	1160
JALORE	1063	456	1519	993	328	1321	1167	382	1549	3223	1166	4389
JHALAWAR	705	431	1136	602	322	924	624	277	901	1931	1030	2961
JHUNJHUNU	882	695	1577	987	747	1734	1122	980	2102	2991	2422	5413
JODHPUR	1277	560	1837	1281	433	1714	1394	508	1902	3952	1501	5453
KOTA	340	287	627	378	256	634	251	264	515	969	807	1776
NAGOUR	1937	634	2571	1766	573	2339	1922	619	2541	5625	1826	7451
PALI	1510	622	2132	1444	585	2029	1713	642	2355	4667	1849	6516
RAJSAMAND	559	215	774	431	218	649	535	304	839	1525	737	2262
SWAIMADHOPUR	721	314	1035	761	253	1014	921	348	1269	2403	915	3318
SHRI GANGANAGAR	1748	1252	3000	1473	1117	2590	1663	1273	2936	4884	3642	8526
SIKAR	1334	1065	2399	1307	1063	2370	1617	1376	2993	4258	3504	7762
SIROHI	882	324	1206	744	250	994	793	304	1097	2419	878	3297
TONK	840	453	1293	750	340	1090	943	400	1343	2533	1193	3726
UDAIPUR	711	500	1211	680	491	1171	640	524	1164	2031	1515	3546
KAROLI	1013	654	1667	827	509	1336	1304	701	2005	3144	1864	5008
PRATAPGARH	181	139	320	166	112	278	215	154	369	562	405	967
GRAND TOTAL	33067	18541	51608	30228	16317	46545	34666	19642	54308	97961	54500	152461

## OFFICE OF THE DIRECTOR, SECONDARY EDUCATION, RAJASTHAN, BIKANER

## DISTRICT WISE AND CLASS WISE SC ENROLMENT IN RURAL AREA, YEAR 2009-10

(GOVERNMENT)

DISTRICT	9th CLASS			10th CLASS			11th CLASS			12th CLASS			(TOTAL 9 - 12)			(TOTAL 6th TO 12th)		
	BOYS	GIRLS	TOTAL	BOYS	GIRLS	TOTAL	BOYS	GIRLS	TOTAL	BOYS	GIRLS	TOTAL	BOYS	GIRLS	TOTAL	BOYS	GIRLS	TOTAL
ADAR	1554	687	2241	1015	445	1460	580	255	835	373	148	521	3522	1535	5057	7275	2815	10090
ADAR	3295	2430	5725	1962	1293	3255	2391	1149	3540	1351	658	2009	8999	5530	14529	14861	10080	24941
ADAR	498	377	875	417	296	713	283	172	455	183	112	295	1381	957	2338	2020	1363	3383
ADAR	816	409	1225	629	315	944	352	130	482	208	73	281	2005	927	2932	3796	2055	5851
ADAR	2028	584	2612	1486	425	1911	881	168	1049	511	95	606	4906	1272	6178	8404	2423	10827
ADAR	1801	956	2757	1290	651	1941	784	405	1189	425	215	640	4300	2227	6527	8146	4976	13122
ADAR	1999	908	2907	1209	539	1748	682	374	1056	464	184	648	4354	2005	6359	8464	3346	11810
ADAR	698	295	993	707	287	994	559	183	742	310	173	483	2274	938	3212	4356	1905	6261
ADAR	909	468	1377	536	263	799	313	159	472	159	80	239	1917	970	2887	3416	1734	5150
ADAR	1206	624	1830	756	401	1157	334	161	495	196	97	293	2492	1283	3775	4681	2235	6916
ADAR	1634	1047	2681	1183	849	2032	545	340	885	316	164	480	3678	2400	6078	7559	4098	11657
ADAR	1848	1004	2852	1592	810	2402	1348	384	1732	628	180	808	5416	2378	7794	8906	4767	13673
ADAR	709	389	1098	503	246	749	313	110	423	186	70	256	1711	815	2526	3605	2255	5860
ADAR	351	297	648	266	245	511	174	134	308	126	74	200	917	750	1667	1560	1218	2778
ADAR	1789	1462	3251	1282	1155	2437	747	561	1308	364	287	651	4182	3465	7647	8734	6443	15177
ADAR	3222	2029	5251	2943	1866	4809	1865	967	2832	1314	524	1838	9344	5386	14730	15479	10191	25670
ADAR	418	57	475	291	58	349	115	16	131	78	11	89	902	142	1044	1882	322	2204
ADAR	2005	612	2617	1329	431	1760	644	171	815	380	64	444	4358	1278	5636	7581	2444	10025
ADAR	1005	485	1490	712	301	1013	376	156	532	210	96	306	2303	1038	3341	4234	2068	6302
ADAR	1210	1488	2698	966	1175	2141	807	730	1537	510	470	980	3493	3863	7356	6484	6285	12769
ADAR	2145	564	2709	1577	382	1959	691	135	826	470	91	561	4883	1172	6055	8835	2673	11508
ADAR	425	378	803	434	282	716	325	255	580	181	149	330	1365	1064	2429	2334	1871	4205
ADAR	3041	1016	4057	1831	668	2499	1055	256	1311	714	165	879	6641	2105	8746	12266	3931	16197
ADAR	2456	1153	3609	1513	996	2509	746	346	1092	518	215	733	5233	2710	7943	9900	4559	14459
ADAR	938	463	1401	561	322	883	240	128	368	167	83	250	1906	996	2902	3431	1733	5164
ADAR	921	305	1226	886	307	1193	561	147	708	278	49	327	2646	808	3454	5049	1723	6772
ADAR	2192	1733	3925	1485	1195	2680	732	445	1177	446	315	761	4855	3688	8543	9739	7330	17069
ADAR	1903	1554	3457	1571	1275	2846	1298	876	2174	827	562	1389	5599	4267	9866	9857	7771	17628
ADAR	1185	331	1516	620	173	793	344	93	437	190	51	241	2339	648	2987	4758	1526	6284
ADAR	1520	680	2200	1077	445	1522	766	265	1031	429	133	562	3792	1523	5315	6325	2716	9041
ADAR	978	750	1728	836	535	1371	292	188	480	265	141	406	2371	1614	3985	4402	3129	7531
ADAR	1510	561	2071	1226	415	1641	952	176	1128	464	75	539	4152	1227	5379	7296	3091	10387
ADAR	435	216	651	338	177	515	210	70	280	126	42	168	1109	505	1614	1671	910	2581
TOTAL	48644	26312	74956	35029	19223	54252	22305	10105	32410	13367	5846	19213	119345	61486	180831	217306	115986	333292



DISTRICT	6th CLASS			7th CLASS			8th CLASS			T O T A L		
	BOYS	GIRLS	TOTAL	BOYS	GIRLS	TOTAL	BOYS	GIRLS	TOTAL	BOYS	GIRLS	TOTAL
AJMER	2	1	3	1	2	3	2	0	2	5	3	8
ALWAR	0	0	0	0	0	0	0	0	0	0	0	0
BANSWARA	0	0	0	0	0	0	0	0	0	0	0	0
BARAN	0	0	0	0	0	0	0	0	0	0	0	0
BARMER	0	0	0	0	0	0	0	0	0	0	0	0
BHARTPUR	0	0	0	0	0	0	0	0	0	0	0	0
BHILWARA	0	0	0	0	0	0	0	0	0	0	0	0
BIKANER	0	0	0	0	0	0	0	0	0	0	0	0
BUNDI	0	0	0	0	0	0	0	0	0	0	0	0
CHITTORGARH	0	0	0	0	0	0	0	0	0	0	0	0
CHURU	2	0	2	1	0	1	5	0	5	8	0	8
DOUSA	0	0	0	0	0	0	0	0	0	0	0	0
DHOLPUR	0	0	0	0	0	0	0	0	0	0	0	0
DUNGARPUR	0	0	0	0	0	0	1	0	1	1	0	1
HANUMANGARH	0	0	0	0	0	0	0	0	0	0	0	0
JAIPUR	0	0	0	0	0	0	0	0	0	0	0	0
JAISALMER	0	0	0	0	0	0	0	0	0	0	0	0
JALORE	0	0	0	0	0	0	0	0	0	0	0	0
JHALAWAR	0	0	0	0	0	0	0	0	0	0	0	0
JHUNJHUNU	8	7	15	7	6	13	16	8	24	31	21	52
JODHPUR	2	0	2	6	1	7	9	4	13	17	5	22
KOTA	0	0	0	0	0	0	0	0	0	0	0	0
NAGOUR	5	3	8	1	1	2	6	1	7	12	5	17
PALI	7	7	14	10	12	22	14	6	20	31	25	56
RAJSAMAND	0	0	0	0	0	0	0	0	0	0	0	0
SWAIMADHOPUR	0	0	0	0	0	0	0	0	0	0	0	0
SHRI GANGANAGAR	0	0	0	0	0	0	0	0	0	0	0	0
SIKAR	1	1	2	0	2	2	1	1	2	2	4	6
SIROHI	0	0	0	0	0	0	0	0	0	0	0	0
TONK	0	0	0	0	0	0	0	0	0	0	0	0
UDAIPUR	11	1	12	8	1	9	6	0	6	25	2	27
KAROLI	0	0	0	0	0	0	0	0	0	0	0	0
PRATAPGARH	0	0	0	0	0	0	0	0	0	0	0	0
<b>GRAND TOTAL</b>	<b>38</b>	<b>20</b>	<b>58</b>	<b>34</b>	<b>25</b>	<b>59</b>	<b>60</b>	<b>20</b>	<b>80</b>	<b>132</b>	<b>65</b>	<b>197</b>

DISTRICT	9th CLASS			10th CLASS			11th CLASS			12th CLASS			(TOTAL 9 - 12)			(TOTAL 6th TO 12th)	TOT
	BOYS	GIRLS	TOTAL	BOYS	GIRLS	TOTAL	BOYS	GIRLS	TOTAL	BOYS	GIRLS	TOTAL	BOYS	GIRLS	TOTAL		
	2	2	4	2	1	3	0	0	0	0	0	0	4	3	7	9	6
	0	0	0	0	0	0	0	0	0	0	0	0	0	0	0	0	0
BARA	0	0	0	0	0	0	0	0	0	0	0	0	0	0	0	0	0
	0	0	0	0	0	0	0	0	0	0	0	0	0	0	0	0	0
BAR	0	0	0	0	0	0	0	0	0	0	0	0	0	0	0	0	0
BAPUR	0	0	0	0	0	0	0	0	0	0	0	0	0	0	0	0	0
BAPARA	0	0	0	0	0	0	0	0	0	0	0	0	0	0	0	0	0
BAR	0	0	0	0	0	0	0	0	0	0	0	0	0	0	0	0	0
	0	0	0	0	0	0	0	0	0	0	0	0	0	0	0	0	0
BHARGARH	0	0	0	0	0	0	0	0	0	0	0	0	0	0	0	0	0
	4	3	7	8	1	9	7	0	7	4	0	4	23	4	27	31	4
	0	0	0	0	0	0	0	0	0	0	0	0	0	0	0	0	0
BHUR	0	0	0	0	0	0	0	0	0	0	0	0	0	0	0	0	0
BHUPUR	2	0	2	4	0	4	7	0	7	0	0	0	13	0	13	14	0
BHARGARH	0	0	0	0	0	0	0	0	0	0	0	0	0	0	0	0	0
	0	0	0	0	0	0	0	0	0	0	0	0	0	0	0	0	0
BHUMER	0	0	0	0	0	0	0	0	0	0	0	0	0	0	0	0	0
	0	0	0	0	0	0	0	0	0	0	0	0	0	0	0	0	0
BHAD	0	0	0	0	0	0	0	0	0	0	0	0	0	0	0	0	0
BHINDU	15	28	43	12	25	37	21	44	65	20	24	44	68	121	189	99	142
BHUR	7	4	11	9	6	15	8	2	10	8	0	8	32	12	44	49	17
	0	0	0	0	0	0	0	0	0	0	0	0	0	0	0	0	0
BH	30	4	34	22	3	25	13	4	17	4	1	5	69	12	81	81	17
	45	19	64	40	14	54	50	22	72	21	20	41	156	75	231	187	100
BHIND	0	0	0	0	0	0	0	0	0	0	0	0	0	0	0	0	0
BHINDPUR	0	0	0	0	0	0	0	0	0	0	0	0	0	0	0	0	0
BANGANAGA	0	0	0	0	0	0	0	0	0	0	0	0	0	0	0	0	0
	6	1	7	3	2	5	16	4	20	9	1	10	34	8	42	36	12
BH	0	0	0	0	0	0	0	0	0	0	0	0	0	0	0	0	0
	0	0	0	0	0	0	0	0	0	0	0	0	0	0	0	0	0
BHUR	17	7	24	17	1	18	14	7	21	8	2	10	56	17	73	81	19
BH	0	0	0	0	0	0	0	0	0	0	0	0	0	0	0	0	0
BHARGARH	0	0	0	0	0	0	0	0	0	0	0	0	0	0	0	0	0
TOTAL	128	68	196	117	53	170	136	83	219	74	48	122	455	252	707	587	317

DISTRICT	6th CLASS			7th CLASS			8th CLASS			T O T A L		
	BOYS	GIRLS	TOTAL	BOYS	GIRLS	TOTAL	BOYS	GIRLS	TOTAL	BOYS	GIRLS	TOTAL
AJMER	90	43	133	85	19	104	105	23	128	280	85	365
ALWAR	1259	652	1911	1160	554	1714	1476	777	2253	3895	1983	5878
BANSWARA	31	13	44	26	18	44	34	21	55	91	52	143
BARAN	201	97	298	210	83	293	296	105	401	707	285	992
BARMER	101	37	138	93	32	125	78	39	117	272	108	380
BHARTPUR	759	334	1093	682	210	892	798	344	1142	2239	888	3127
BHILWARA	56	32	88	63	17	80	52	34	86	171	83	254
BIKANER	305	251	556	360	177	537	183	203	386	848	631	1479
BUNDI	124	49	173	141	44	185	161	49	210	426	142	568
CHITTORGARH	36	12	48	29	11	40	34	12	46	99	35	134
CHURU	1435	589	2024	1243	702	1945	1237	575	1812	3915	1866	5781
DOUSA	787	359	1146	673	335	1008	974	386	1360	2434	1080	3514
DHOLPUR	372	203	575	372	128	500	451	142	593	1195	473	1668
DUNGARPUR	8	3	11	9	4	13	8	3	11	25	10	35
HANUMANGARH	687	273	960	543	318	861	669	362	1031	1899	953	2852
JAIPUR	1482	729	2211	1408	817	2225	2190	861	3051	5080	2407	7487
JAISALMER	24	4	28	11	3	14	28	0	28	63	7	70
JALORE	140	32	172	132	30	162	125	34	159	397	96	493
JHALAWAR	105	48	153	101	37	138	150	47	197	356	132	488
JHUNJHUNU	2080	1385	3465	1408	935	2343	1391	979	2370	4879	3299	8178
JODHPUR	268	163	431	282	111	393	236	125	361	786	399	1185
KOTA	260	117	377	319	115	434	311	128	439	890	360	1250
NAGAU	727	246	973	634	230	864	686	262	948	2047	738	2785
PALI	171	71	242	167	78	245	178	87	265	516	236	752
RAJSAMAND	14	9	23	16	11	27	19	4	23	49	24	73
SWAIMADHOPUR	386	95	481	327	84	411	464	90	554	1177	269	1446
SHRI GANGANAGAR	671	446	1117	629	412	1041	788	487	1275	2088	1345	3433
SIKAR	2066	1238	3304	2074	1143	3217	1913	1182	3095	6053	3563	9616
SIROHI	17	0	17	18	0	18	3	1	4	38	1	39
TONK	232	100	332	235	66	301	295	61	356	762	227	989
UDAIPUR	125	47	172	111	48	159	102	66	168	338	161	499
KAROLI	694	223	917	634	202	836	867	265	1132	2195	690	2885
PRATAPGARH	26	20	46	33	12	45	34	25	59	93	57	150
<b>GRAND TOTAL</b>	<b>15739</b>	<b>7920</b>	<b>23659</b>	<b>14228</b>	<b>6986</b>	<b>21214</b>	<b>16336</b>	<b>7779</b>	<b>24115</b>	<b>46303</b>	<b>22685</b>	<b>68988</b>

DISTRICT	9th CLASS			10th CLASS			11th CLASS			12th CLASS			(TOTAL 9 - 12)			(TOTAL 6th TO 12TH)		
	BOYS	GIRLS	TOTAL	BOYS	GIRLS	TOTAL	BOYS	GIRLS	TOTAL	BOYS	GIRLS	TOTAL	BOYS	GIRLS	TOTAL	BOYS	GIRLS	TOTAL
ADAR	103	19	122	73	20	93	19	3	22	0	0	0	195	42	237	475	127	602
ADAR	1908	1020	2928	1694	754	2448	1057	565	1622	774	337	1111	5433	2676	8109	9328	4659	13987
ADAR	54	29	83	40	15	55	9	4	13	8	1	9	111	49	160	202	101	303
ADAR	293	106	399	327	127	454	73	40	113	52	23	75	745	296	1041	1452	581	2033
ADAR	151	53	204	104	36	140	16	10	26	21	2	23	292	101	393	564	209	773
ADAR	981	428	1409	1384	428	1812	338	117	455	200	63	263	2903	1036	3939	5142	1924	7066
ADAR	58	23	81	64	24	88	9	5	14	7	2	9	138	54	192	309	137	446
ADAR	371	220	591	305	131	436	211	43	254	108	416	524	995	810	1805	1843	1441	3284
ADAR	206	89	295	156	78	234	16	17	33	20	13	33	398	197	595	824	339	1163
ADAR	34	21	55	26	14	40	7	0	7	6	0	6	73	35	108	172	70	242
ADAR	1805	776	2581	1455	803	2258	346	297	643	105	154	259	3711	2030	5741	7626	3896	11522
ADAR	982	465	1447	1528	478	2006	630	271	901	335	107	442	3475	1321	4796	5909	2401	8310
ADAR	540	200	740	645	131	776	215	87	302	176	41	217	1576	459	2035	2771	932	3703
ADAR	5	4	9	5	0	5	0	0	0	0	0	0	10	4	14	35	14	49
ADAR	862	558	1420	1127	591	1718	491	406	897	392	320	712	2872	1875	4747	4771	2828	7599
ADAR	2021	1017	3038	2582	1296	3878	1355	747	2102	980	531	1511	6938	3591	10529	12018	5998	18016
ADAR	21	3	24	19	6	25	0	0	0	0	0	0	40	9	49	103	16	119
ADAR	214	45	259	192	51	243	42	13	55	17	3	20	465	112	577	862	208	1070
ADAR	173	59	232	136	46	182	21	11	32	11	8	19	341	124	465	697	256	953
ADAR	1634	679	2313	1949	768	2717	1407	664	2071	1437	677	2114	6427	2788	9215	11306	6087	17393
ADAR	659	110	769	640	215	855	112	23	135	102	27	129	1513	375	1888	2299	774	3073
ADAR	599	140	739	533	139	672	155	84	239	148	82	230	1435	445	1880	2325	805	3130
ADAR	980	331	1311	928	253	1181	291	96	387	148	61	209	2347	741	3088	4394	1479	5873
ADAR	216	98	314	134	60	194	34	17	51	31	16	47	415	191	606	931	427	1358
ADAR	20	13	33	17	8	25	5	7	12	3	2	5	45	30	75	94	54	148
ADAR	452	105	557	528	112	640	90	22	112	29	6	35	1099	245	1344	2276	514	2790
ADAR	998	673	1671	1107	793	1900	386	287	673	359	312	671	2850	2065	4915	4938	3410	8348
ADAR	2306	1254	3560	2398	1400	3798	2269	1391	3660	2687	1672	4359	9660	5717	15377	15713	9280	24993
ADAR	3	0	3	0	0	0	0	0	0	0	0	0	3	0	3	41	1	44
ADAR	319	83	402	323	52	375	36	17	53	14	8	22	692	160	852	1454	387	1841
ADAR	110	73	183	133	43	176	22	15	37	11	18	29	276	149	425	614	310	924
ADAR	913	303	1216	1115	343	1458	285	135	420	101	39	140	2414	820	3234	4609	1510	6119
ADAR	72	31	103	36	18	54	3	2	5	1	0	1	112	51	163	205	108	313
TOTAL	20063	9028	29091	21703	9233	30936	9950	5396	15346	8283	4941	13224	59999	28598	88597	106302	51283	157585

DISTRICT	6th CLASS			7th CLASS			8th CLASS			T O T A L		
	BOYS	GIRLS	TOTAL	BOYS	GIRLS	TOTAL	BOYS	GIRLS	TOTAL	BOYS	GIRLS	TOTAL
AJMER	1520	563	2083	1244	386	1630	1274	419	1693	4038	1368	5406
ALWAR	2997	2081	5078	3020	1901	4921	3740	2551	6291	9757	6533	16290
BANSWARA	220	137	357	267	197	464	243	124	367	730	458	1188
BANWAR	765	511	1276	784	441	1225	949	461	1410	2498	1413	3911
BARMER	1332	447	1779	1203	382	1585	1235	430	1665	3770	1259	5029
BHARATPUR	1949	1324	3273	1902	1037	2939	2234	1276	3510	6085	3637	9722
BHILWARA	1637	510	2147	1294	381	1675	1350	533	1883	4281	1424	5705
BIKANER	1145	528	1673	944	300	1244	841	770	1611	2930	1598	4528
BUNDI	620	316	936	584	262	846	721	328	1049	1925	906	2831
CHITTORGARH	866	371	1237	667	299	966	755	317	1072	2288	987	3275
CHURU	2832	1115	3947	2404	1219	3623	2568	1230	3798	7804	3564	11368
DEGUSA	1837	1155	2992	1728	1093	2821	2359	1221	3580	5924	3469	9393
DEGPUR	1080	771	1851	1000	586	1586	1009	556	1565	3089	1913	5002
DEWAS	219	135	354	200	159	359	250	184	434	669	478	1147
DEWANGANGARH	2303	1228	3531	1969	1228	3197	2179	1475	3654	6451	3931	10382
JAIPUR	3436	2363	5799	3237	2274	5511	4542	2575	7117	11215	7212	18427
JAISALMER	367	66	433	301	49	350	375	72	447	1043	187	1230
JALORE	1203	488	1691	1125	358	1483	1292	416	1708	3620	1262	4882
JHALAWAR	810	479	1289	703	359	1062	774	324	1098	2287	1162	3449
JHUNJHUNU	2970	2087	5057	2402	1688	4090	2529	1967	4496	7901	5742	13643
JODHPUR	1547	723	2270	1569	545	2114	1639	637	2276	4755	1905	6660
KOTA	600	404	1004	697	371	1068	562	392	954	1859	1167	3026
NAGAUR	2669	883	3552	2401	804	3205	2614	882	3496	7684	2569	10253
PALI	1688	700	2388	1621	675	2296	1905	735	2640	5214	2110	7324
RAJASAMAND	573	224	797	447	229	676	554	308	862	1574	761	2335
SWAIMADHOPUR	1107	409	1516	1088	337	1425	1385	438	1823	3580	1184	4764
SHRI GANGANAGAR	2419	1698	4117	2102	1529	3631	2451	1760	4211	6972	4987	11959
SIKAR	3401	2304	5705	3381	2208	5589	3531	2559	6090	10313	7071	17384
SIROHI	899	324	1223	762	250	1012	796	305	1101	2457	879	3336
TONK	1072	553	1625	985	406	1391	1238	461	1699	3295	1420	4715
UDAIPUR	847	548	1395	799	540	1339	748	590	1338	2394	1678	4072
VAROLI	1707	877	2584	1461	711	2172	2171	966	3137	5339	2554	7893
PRATAPGARH	207	159	366	199	124	323	249	179	428	655	462	1117
<b>GRAND TOTAL</b>	<b>48844</b>	<b>26481</b>	<b>75325</b>	<b>44490</b>	<b>23328</b>	<b>67818</b>	<b>51062</b>	<b>27441</b>	<b>78503</b>	<b>144396</b>	<b>77250</b>	<b>221646</b>

OFFICE OF THE DIRECTOR, SECONDARY EDUCATION, RAJASTHAN, BIKANER																		
DISTRICT WISE AND CLASS WISE SC ENROLMENT IN RURAL AREA, YEAR 2009-10																		
(CONSOLIDATED)																		
DISTRICT	9th CLASS			10th CLASS			11th CLASS			12th CLASS			(TOTAL 9 - 12)			(TOTAL 6th TO 12th)		
	BOYS	GIRLS	TOTAL	BOYS	GIRLS	TOTAL	BOYS	GIRLS	TOTAL	BOYS	GIRLS	TOTAL	BOYS	GIRLS	TOTAL	BOYS	GIRLS	TOTAL
ADAR	1659	708	2367	1090	466	1556	599	258	857	373	148	521	3721	1580	5301	7759	2948	107
ADAR	5203	3450	8653	3656	2047	5703	3448	1714	5162	2125	995	3120	14432	8206	22638	24189	14739	389
ADAR	552	406	958	457	311	768	292	176	468	191	113	304	1492	1006	2498	2222	1464	25
ADAR	1109	515	1624	956	442	1398	425	170	595	260	96	356	2750	1223	3973	5248	2636	7
ADAR	2179	637	2816	1590	461	2051	897	178	1075	532	97	629	5198	1373	6571	8968	2632	11
ADAR	2782	1384	4166	2674	1079	3753	1122	522	1644	625	278	903	7203	3263	10466	13288	6900	201
ADAR	2057	931	2988	1273	563	1836	691	379	1070	471	186	657	4492	2059	6551	8773	3483	122
ADAR	1069	515	1584	1012	418	1430	770	226	996	418	589	1007	3269	1748	5017	6199	3346	95
ADAR	1115	557	1672	692	341	1033	329	176	505	179	93	272	2315	1167	3482	4240	2073	63
ADAR	1240	645	1885	782	415	1197	341	161	502	202	97	299	2565	1318	3883	4853	2305	71
ADAR	3443	1826	5269	2646	1653	4299	898	637	1535	425	318	743	7412	4434	11846	15216	7998	232
ADAR	2830	1469	4299	3120	1288	4408	1978	655	2633	963	287	1250	8891	3699	12590	14815	7168	21
ADAR	1249	589	1838	1148	377	1525	528	197	725	362	111	473	3287	1274	4561	6376	3187	95
ADAR	358	301	659	275	245	520	181	134	315	126	74	200	940	754	1694	1609	1232	29
ADAR	2651	2020	4671	2409	1746	4155	1238	967	2205	756	607	1363	7054	5340	12394	13505	9271	227
ADAR	5243	3046	8289	5525	3162	8687	3220	1714	4934	2294	1055	3349	16282	8977	25259	27497	16189	425
ADAR	439	60	499	310	64	374	115	16	131	78	11	89	942	151	1093	1985	338	23
ADAR	2219	657	2876	1521	482	2003	686	184	870	397	67	464	4823	1390	6213	8443	2652	110
ADAR	1178	544	1722	848	347	1195	397	167	564	221	104	325	2644	1162	3806	4931	2324	72
ADAR	2859	2195	5054	2927	1968	4895	2235	1438	3673	1967	1171	3138	9988	6772	16760	17889	12514	301
ADAR	2811	678	3489	2226	603	2829	811	160	971	580	118	698	6428	1559	7987	11183	3464	149
ADAR	1024	518	1542	967	421	1388	480	339	819	329	231	560	2800	1509	4309	4659	2676	73
ADAR	4051	1351	5402	2781	924	3705	1359	356	1715	866	227	1093	9057	2858	11915	16741	5427	221
ADAR	2717	1270	3987	1687	1070	2757	830	385	1215	570	251	821	5804	2976	8780	11018	5086	161
ADAR	958	476	1434	578	330	908	245	135	380	170	85	255	1951	1026	2977	3525	1787	53
ADAR	1373	410	1783	1414	419	1833	651	169	820	307	55	362	3745	1053	4798	7325	2237	95
ADAR	3190	2406	5596	2592	1988	4580	1118	732	1850	805	627	1432	7705	5753	13458	14677	10740	254
ADAR	4215	2809	7024	3972	2677	6649	3583	2271	5854	3523	2235	5758	15293	9992	25285	25606	17063	420
ADAR	1188	331	1519	620	173	793	344	93	437	190	51	241	2342	648	2990	4799	1527	63
ADAR	1839	763	2602	1400	497	1897	802	282	1084	443	141	584	4484	1683	6167	7779	3103	1
ADAR	1105	830	1935	986	579	1565	328	210	538	284	161	445	2703	1780	4483	5097	3458	85
ADAR	2423	864	3287	2341	758	3099	1237	311	1548	565	114	679	6566	2047	8613	11905	4601	165
ADAR	507	247	754	374	195	569	213	72	285	127	42	169	1221	556	1777	1876	1018	20
TOTAL	68835	35408	104243	56849	28509	85358	32391	15584	47975	21724	10835	32559	179799	90336	270135	324195	167586	4917

DISTRICT	GOVERNMENT			AIDED SCHOOL			UN-AIDED SCHOOLS			GRAND TOTAL		
	BOYS	GIRLS	TOTAL	BOYS	GIRLS	TOTAL	BOYS	GIRLS	TOTAL	BOYS	GIRLS	TOTAL
ADMER	461	218	679	0	0	0	88	33	121	549	251	800
ALWAR	2386	2431	4817	0	0	0	4962	2599	7561	7348	5030	12378
ANWARA	17225	12636	29861	0	0	0	1629	905	2534	18854	13541	32395
ANNA	2214	1327	3541	0	0	0	1268	509	1777	3482	1836	5318
ANMER	1130	301	1431	0	0	0	79	20	99	1209	321	1530
ANUPUR	278	400	678	0	0	0	924	559	1483	1202	959	2161
ANWARA	1763	793	2556	0	0	0	150	31	181	1913	824	2737
ANKNER	14	4	18	0	0	0	6	2	8	20	6	26
ANDE	1239	1236	2475	0	0	0	1297	341	1638	2536	1577	4113
ANITORGAR	1188	573	1761	0	0	0	34	14	48	1222	587	1809
ANURU	50	61	111	0	0	0	53	41	94	103	102	205
ANNA	4096	4916	9012	0	0	0	6388	2641	9029	10484	7557	18041
ANUPUR	576	645	1221	0	0	0	950	348	1298	1526	993	2519
ANUPUR	12556	10610	23166	0	0	0	172	103	275	12728	10713	23441
ANUPUR	5	2	7	0	0	0	0	0	0	5	2	7
ANUPUR	4329	4343	8672	0	0	0	4784	2669	7453	9113	7012	16125
ANUPUR	212	18	230	0	0	0	18	11	29	230	29	259
ANUPUR	1088	226	1314	0	0	0	112	15	127	1200	241	1441
ANUPUR	1748	1034	2782	0	0	0	728	237	965	2476	1271	3747
ANUPUR	254	271	525	2	2	4	467	264	731	723	537	1260
ANUPUR	505	118	623	0	0	0	71	14	85	576	132	708
ANUPUR	1207	871	2078	0	0	0	972	375	1347	2179	1246	3425
ANUPUR	22	41	63	0	0	0	228	62	290	250	103	353
ANUPUR	1402	537	1939	0	0	0	96	28	124	1498	565	2063
ANUPUR	920	284	1204	0	0	0	18	9	27	938	293	1231
ANUPUR	2095	1861	3956	0	0	0	3630	850	4480	5725	2711	8436
ANUPUR	6	6	12	0	0	0	15	29	44	21	35	56
ANUPUR	851	815	1666	0	0	0	3188	2397	5585	4039	3212	7251
ANUPUR	2206	514	2720	0	0	0	4	0	4	2210	514	2724
ANUPUR	1888	1253	3141	0	0	0	1304	231	1535	3192	1484	4676
ANUPUR	10298	6258	16556	19	4	23	774	412	1186	11091	6674	17765
ANUPUR	2071	2758	4829	0	0	0	6036	2784	8820	8107	5542	13649
ANUPUR	4681	2882	7563	0	0	0	196	103	299	4877	2985	7862
TOTAL	80964	60243	141207	21	6	27	40641	18636	59277	121626	78885	200511

DISTRICT	GOVERNMENT			AIDED SCHOOL			UN-AIDED SCHOOLS			GRAND TOTAL		
	BOYS	GIRLS	TOTAL	BOYS	GIRLS	TOTAL	BOYS	GIRLS	TOTAL	BOYS	GIRLS	TOTAL
BER	366	130	496	0	0	0	6	6	12	372	136	508
BAR	3344	2765	6109	0	0	0	4145	2051	6196	7489	4816	12305
BHAWARA	16890	10711	27601	0	0	0	753	349	1102	17643	11060	28703
BHIL	1270	645	1915	0	0	0	1005	338	1343	2275	983	3258
BHILK	558	72	630	0	0	0	35	20	55	593	92	685
BHILTPUR	410	356	766	0	0	0	397	329	726	807	685	1492
BHILWARA	1497	566	2063	0	0	0	7	3	10	1504	569	2073
BHILWAMER	24	9	33	0	0	0	14	8	22	38	17	55
BHILSE	2154	943	3097	0	0	0	572	222	794	2726	1165	3891
BHILTURGAR	813	199	1012	0	0	0	4	0	4	817	199	1016
BHILWA	66	68	134	0	0	0	80	62	142	146	130	276
BHILWA	6141	5050	11191	0	0	0	6934	3412	10346	13075	8462	21537
BHILPUR	646	472	1118	0	0	0	160	21	181	806	493	1299
BHILWAPUR	10940	7590	18530	146	18	164	0	0	0	11086	7608	18694
BHILWANGAR	13	6	19	0	0	0	0	0	0	13	6	19
BHILPUR	5574	2721	8295	0	0	0	4748	2005	6753	10322	4726	15048
BHILWALSALMER	142	4	146	0	0	0	0	0	0	142	4	146
BHILWALORE	882	120	1002	0	0	0	92	20	112	974	140	1114
BHILWALAWAR	1173	681	1854	0	0	0	339	122	461	1512	803	2315
BHILWALDHUNU	446	569	1015	18	34	52	1322	622	1944	1786	1225	3011
BHILWALDHUNU	305	85	390	7	2	9	43	23	66	355	110	465
BHILWALDHUNU	1108	942	2050	0	0	0	401	174	575	1509	1116	2625
BHILWALDHUNU	98	146	244	6	0	6	80	25	105	184	171	355
BHILWALDHUNU	1295	237	1532	26	38	64	35	19	54	1356	294	1650
BHILWALDHUNU	594	124	718	0	0	0	7	9	16	601	133	734
BHILWALDHUNU	2058	1273	3331	0	0	0	1374	885	2259	3432	2158	5590
BHILWALDHUNU	4	6	10	0	0	0	51	32	83	55	38	93
BHILWALDHUNU	1021	777	1798	9	1	10	2889	2056	4945	3919	2834	6753
BHILWALDHUNU	1038	263	1301	0	0	0	0	0	0	1038	263	1301
BHILWALDHUNU	1928	758	2686	0	0	0	523	111	634	2451	869	3320
BHILWALDHUNU	10650	5175	15825	121	27	148	406	288	694	11177	5490	16667
BHILWALDHUNU	3271	1947	5218	0	0	0	3377	1775	5152	6648	3722	10370
BHILWALDHUNU	4049	2649	6698	0	0	0	189	93	282	4238	2742	6980
TOTAL	80768	48059	128827	333	120	453	29988	15080	45068	111089	63259	174348



DISTRICT	GOVERNMENT			AIDED SCHOOL			UN-AIDED SCHOOLS			GRAND TOTAL		
	BOYS	GIRLS	TOTAL	BOYS	GIRLS	TOTAL	BOYS	GIRLS	TOTAL	BOYS	GIRLS	TOTAL
ADMER	827	348	1175	0	0	0	94	39	133	921	387	1308
ALWAR	5730	5196	10926	0	0	0	9107	4650	13757	14837	9846	24683
BANSWARA	34115	23347	57462	0	0	0	2382	1254	3636	36497	24601	61098
BARAN	3484	1972	5456	0	0	0	2273	847	3120	5757	2819	8576
BARMER	1688	373	2061	0	0	0	114	40	154	1802	413	2215
BHARATPUR	688	756	1444	0	0	0	1321	888	2209	2009	1644	3653
BHILWARA	3260	1359	4619	0	0	0	157	34	191	3417	1393	4810
BIKANER	38	13	51	0	0	0	20	10	30	58	23	81
BUNDI	3393	2179	5572	0	0	0	1869	563	2432	5262	2742	8004
BHITTOGAR	2001	772	2773	0	0	0	38	14	52	2039	786	2825
BHURU	116	129	245	0	0	0	133	103	236	249	232	481
BHUSA	10237	9966	20203	0	0	0	13322	6053	19375	23559	16019	39578
BHOLPUR	1222	1117	2339	0	0	0	1110	369	1479	2332	1486	3818
BHONGARPUR	23496	18200	41696	146	18	164	172	103	275	23814	18321	42135
BHUMNAGAR	18	8	26	0	0	0	0	0	0	18	8	26
BHAIKPUR	9903	7064	16967	0	0	0	9532	4674	14206	19435	11738	31173
BHAIKALMER	354	22	376	0	0	0	18	11	29	372	33	405
BHAIKALORE	1970	346	2316	0	0	0	204	35	239	2174	381	2555
BHAIKALAWAR	2921	1715	4636	0	0	0	1067	359	1426	3988	2074	6062
BHAIKHUNU	700	840	1540	20	36	56	1789	886	2675	2509	1762	4271
BHAIKHODHPUR	810	203	1013	7	2	9	114	37	151	931	242	1173
BHAIKHOTA	2315	1813	4128	0	0	0	1373	549	1922	3688	2362	6050
BHAIKHANNAUR	120	187	307	6	0	6	308	87	395	434	274	708
BHAIKALI	2697	774	3471	26	38	64	131	47	178	2854	859	3713
BHAIKASAMAND	1514	408	1922	0	0	0	25	18	43	1539	426	1965
BHAIKS.M.	4153	3134	7287	0	0	0	5004	1735	6739	9157	4869	14026
BHAIKSHRIGANGA	10	12	22	0	0	0	66	61	127	76	73	149
BHAIKSIKAR	1872	1592	3464	9	1	10	6077	4453	10530	7958	6046	14004
BHAIKSIROHI	3244	777	4021	0	0	0	4	0	4	3248	777	4025
BHAIKSUNK	3816	2011	5827	0	0	0	1827	342	2169	5643	2353	7996
BHAIKSUNIPUR	20948	11433	32381	140	31	171	1180	700	1880	22268	12164	34432
BHAIKSAROLI	5342	4705	10047	0	0	0	9413	4559	13972	14755	9264	24019
BHAIKSARATAPGAR	8730	5531	14261	0	0	0	385	196	581	9115	5727	14842
TOTAL	161732	108302	270034	354	126	480	70629	33716	104345	232715	142144	374859

DISTRICT	6th CLASS			7th CLASS			8th CLASS			T O T A L		
	BOYS	GIRLS	TOTAL	BOYS	GIRLS	TOTAL	BOYS	GIRLS	TOTAL	BOYS	GIRLS	TOTAL
AJMER	146	56	202	142	45	187	102	30	132	390	131	521
ALWAR	366	395	761	442	436	878	665	691	1356	1473	1522	2995
BANSWARA	3125	2080	5205	2860	1877	4737	3635	2427	6062	9620	6384	16004
BARAN	561	380	941	572	345	917	672	384	1056	1805	1109	2914
BARMER	279	72	351	238	39	277	254	45	299	771	156	927
BHARTPUR	52	53	105	63	70	133	82	87	169	197	210	407
BHILWARA	451	147	598	356	154	510	447	136	583	1254	437	1691
BIKANER	5	0	5	1	2	3	4	1	5	10	3	13
BUNDI	399	325	724	401	258	659	532	328	860	1332	911	2243
CHITTORGARH	372	135	507	278	112	390	292	117	409	942	364	1306
CHURU	9	12	21	10	11	21	15	14	29	34	37	71
DOUSA	887	1071	1958	912	1017	1929	1253	1624	2877	3052	3712	6764
DHOLPUR	108	201	309	151	194	345	215	187	402	474	582	1056
DUNGARPUR	3451	2315	5766	2788	1919	4707	3741	2733	6474	9980	6967	16947
HANUMANGARH	1	0	1	1	2	3	1	0	1	3	2	5
JAIPUR	1097	1399	2496	1044	954	1998	1348	1122	2470	3489	3475	6964
JAISALMER	73	2	75	61	3	64	64	7	71	198	12	210
JALORE	285	88	373	246	34	280	271	51	322	802	173	975
JHALAWAR	457	330	787	371	192	563	495	255	750	1323	777	2100
JHUNJHUNU	48	40	88	64	68	132	120	110	230	232	218	450
JODHPUR	117	46	163	117	32	149	141	38	179	375	116	491
KOTA	335	272	607	295	232	527	378	255	633	1008	759	1767
NAGAU	16	10	26	21	21	42	17	51	68	54	82	136
PALI	485	132	617	423	136	559	554	149	703	1462	417	1879
RAJSAMAND	357	65	422	188	71	259	201	70	271	746	206	952
SWAIMADHOPUR	466	380	846	480	412	892	671	441	1112	1617	1233	2850
SHRI GANGANAGAR	1	1	2	1	3	4	1	1	2	3	5	8
SIKAR	176	181	357	250	212	462	267	281	548	693	674	1367
SIROHI	741	181	922	488	108	596	496	117	613	1725	406	2131
TONK	411	273	684	382	248	630	548	281	829	1341	802	2143
UDAIPUR	4223	2188	6411	3435	1678	5113	3278	1605	4883	10936	5471	16407
KAROLI	480	598	1078	534	584	1118	736	941	1677	1750	2123	3873
PRATAPGARH	1344	741	2085	1097	552	1649	1186	760	1946	3627	2053	5680
GRAND TOTAL	21324	14169	35493	18712	12021	30733	22682	15339	38021	62718	41529	104247

DISTRICT	9th CLASS			10th CLASS			11th CLASS			12th CLASS			(TOTAL 9 - 12)			(TOTAL 6th TO 12TH)	BOYS	GIRLS	TOTAL
	BOYS	GIRLS	TOTAL	BOYS	GIRLS	TOTAL	BOYS	GIRLS	TOTAL	BOYS	GIRLS	TOTAL	BOYS	GIRLS	TOTAL				
	181	109	290	129	65	194	80	25	105	47	18	65	437	217	654	827	348	117	
	1257	1209	2466	1070	1026	2096	1226	956	2182	704	483	1187	4257	3674	7931	5730	5196	1092	
	10110	7162	17272	7776	5597	13373	3961	2588	6549	2648	1616	4264	24495	16963	41458	34115	23347	5746	
	681	376	1057	481	292	773	382	121	503	135	74	209	1679	863	2542	3484	1972	545	
	454	102	556	289	92	381	111	17	128	63	6	69	917	217	1134	1688	373	206	
	140	183	323	130	166	296	146	131	277	75	66	141	491	546	1037	688	756	144	
	837	399	1236	597	242	839	359	201	560	213	80	293	2006	922	2928	3260	1359	461	
	14	3	17	10	2	12	3	3	6	1	2	3	28	10	38	38	13	5	
	846	556	1402	566	379	945	439	221	660	210	112	322	2061	1268	3329	3393	2179	557	
	575	233	808	302	129	431	112	30	142	70	16	86	1059	408	1467	2001	772	277	
	33	29	62	21	30	51	22	25	47	6	8	14	82	92	174	116	129	24	
	2271	2235	4506	1842	1991	3833	2053	1382	3435	1019	646	1665	7185	6254	13439	10237	9966	2020	
	292	231	523	191	189	380	160	68	228	105	47	152	748	535	1283	1222	1117	235	
	5567	4763	10330	4480	4122	8602	2039	1312	3351	1430	1036	2466	13516	11233	24749	23496	18200	4100	
	3	3	6	4	0	4	7	3	10	1	0	1	15	6	21	18	8	2	
	2016	1317	3333	1919	1181	3100	1493	673	2166	986	418	1404	6414	3589	10003	9903	7064	1696	
	56	5	61	51	5	56	27	0	27	22	0	22	156	10	166	354	22	37	
	526	100	626	393	47	440	183	17	200	66	9	75	1168	173	1341	1970	346	231	
	714	425	1139	478	260	738	280	152	432	126	101	227	1598	938	2536	2921	1715	462	
	141	188	329	117	158	275	114	152	266	96	124	220	468	622	1090	700	840	151	
	203	36	239	136	30	166	71	8	79	25	13	38	435	87	522	810	203	101	
	395	316	711	355	287	642	359	286	645	198	165	363	1307	1054	2361	2315	1813	412	
	25	57	82	21	40	61	12	4	16	8	4	12	66	105	171	120	187	30	
	627	188	815	373	104	477	145	43	188	90	22	112	1235	357	1592	2697	774	347	
	371	112	483	323	61	384	48	19	67	26	10	36	768	202	970	1514	408	192	
	895	785	1680	686	564	1250	655	394	1049	300	158	458	2536	1901	4437	4153	3134	728	
	3	2	5	3	2	5	0	1	1	1	2	3	7	7	14	10	12	7	
	301	310	611	345	272	617	337	200	537	196	136	332	1179	918	2097	1872	1592	346	
	920	227	1147	402	97	499	123	32	155	74	15	89	1519	371	1890	3244	777	402	
	927	539	1466	731	368	1099	533	200	733	284	102	386	2475	1209	3684	3816	2011	582	
	4706	2944	7650	3251	1984	5235	1099	565	1664	956	469	1425	10012	5962	15974	20948	11433	3238	
	1063	1015	2078	795	805	1600	1185	522	1707	549	240	789	3592	2582	6174	5342	4705	1004	
	1865	1615	3480	1826	1176	3002	865	489	1354	547	198	745	5103	3478	8581	8730	5531	1426	
TOTAL	39015	27774	66789	30093	21763	51856	18629	10840	29469	11277	6396	17673	99014	66773	165787	161732	108302	27003	

DISTRICT	6th CLASS			7th CLASS			8th CLASS			T O T A L		
	BOYS	GIRLS	TOTAL	BOYS	GIRLS	TOTAL	BOYS	GIRLS	TOTAL	BOYS	GIRLS	TOTAL
AJMER	0	0	0	0	0	0	0	0	0	0	0	0
ALWAR	0	0	0	0	0	0	0	0	0	0	0	0
BANSWARA	0	0	0	0	0	0	0	0	0	0	0	0
BARAN	0	0	0	0	0	0	0	0	0	0	0	0
BARMER	0	0	0	0	0	0	0	0	0	0	0	0
BHARTPUR	0	0	0	0	0	0	0	0	0	0	0	0
BHILWARA	0	0	0	0	0	0	0	0	0	0	0	0
BIKANER	0	0	0	0	0	0	0	0	0	0	0	0
BUNDI	0	0	0	0	0	0	0	0	0	0	0	0
CHITTORGARH	0	0	0	0	0	0	0	0	0	0	0	0
CHURU	0	0	0	0	0	0	0	0	0	0	0	0
DOUSA	0	0	0	0	0	0	0	0	0	0	0	0
DHOLPUR	0	0	0	0	0	0	0	0	0	0	0	0
DUNGARPUR	18	3	21	16	0	16	19	4	23	53	7	60
HANUMANGARH	0	0	0	0	0	0	0	0	0	0	0	0
JAIPUR	0	0	0	0	0	0	0	0	0	0	0	0
JAISALMER	0	0	0	0	0	0	0	0	0	0	0	0
JALORE	0	0	0	0	0	0	0	0	0	0	0	0
JHALAWAR	0	0	0	0	0	0	0	0	0	0	0	0
JHUNJHUNU	2	1	3	2	4	6	4	7	11	8	12	20
JODHPUR	1	0	1	1	0	1	3	0	3	5	0	5
KOTA	0	0	0	0	0	0	0	0	0	0	0	0
NAGAU	5	0	5	0	0	0	0	0	0	5	0	5
PALI	2	5	7	1	12	13	1	6	7	4	23	27
RAJSAMAND	0	0	0	0	0	0	0	0	0	0	0	0
SWAIMADHOPUR	0	0	0	0	0	0	0	0	0	0	0	0
SHRI GANGANAGAR	0	0	0	0	0	0	0	0	0	0	0	0
SIKAR	5	0	5	0	0	0	2	0	2	7	0	7
SIROHI	0	0	0	0	0	0	0	0	0	0	0	0
TONK	0	0	0	0	0	0	0	0	0	0	0	0
UDAIPUR	24	4	28	13	4	17	17	0	17	54	8	62
KAROLI	0	0	0	0	0	0	0	0	0	0	0	0
PRATAPGARH	0	0	0	0	0	0	0	0	0	0	0	0
GRAND TOTAL	57	13	70	33	20	53	46	17	63	136	50	186



DISTRICT	6th CLASS			7th CLASS			8th CLASS			T O T A L		
	BOYS	GIRLS	TOTAL	BOYS	GIRLS	TOTAL	BOYS	GIRLS	TOTAL	BOYS	GIRLS	TOTAL
AJMER	9	5	14	23	10	33	14	4	18	46	19	65
ALWAR	931	531	1462	914	494	1408	1330	726	2056	3175	1751	4926
BANSWARA	380	216	596	327	153	480	443	184	627	1150	553	1703
BARAN	262	118	380	249	103	352	407	156	563	918	377	1295
BARMER	19	17	36	25	8	33	20	6	26	64	31	95
BHARTPUR	189	86	275	184	107	291	173	138	311	546	331	877
BHILWARA	26	5	31	31	6	37	26	11	37	83	22	105
BIKANER	3	0	3	1	0	1	1	1	2	5	1	6
BUNDI	220	70	290	279	75	354	411	107	518	910	252	1162
CHITTORGARH	6	2	8	8	4	12	8	1	9	22	7	29
CHURU	22	11	33	9	10	19	12	4	16	43	25	68
DOUSA	1429	697	2126	1427	613	2040	2336	876	3212	5192	2186	7378
DHOLPUR	147	55	202	146	50	196	217	68	285	510	173	683
DUNGARPUR	35	23	58	26	23	49	50	18	68	111	64	175
HANUMANGARH	0	0	0	0	0	0	0	0	0	0	0	0
JAIPUR	1119	559	1678	1202	678	1880	1731	729	2460	4052	1966	6018
JAISALMER	2	4	6	2	4	6	4	0	4	8	8	16
JALORE	40	6	46	26	5	31	31	4	35	97	15	112
JHALAWAR	163	46	209	170	65	235	240	77	317	573	188	761
JHUNJHUNU	246	150	396	235	166	401	221	153	374	702	469	1171
JODHPUR	21	4	25	22	17	39	25	4	29	68	25	93
KOTA	182	62	244	218	85	303	243	123	366	643	270	913
NAGAU	85	31	116	56	13	69	19	17	36	160	61	221
PALI	22	11	33	26	9	35	27	9	36	75	29	104
RAJSAMAND	2	1	3	2	3	5	4	2	6	8	6	14
SWAIMADHOPUR	703	195	898	571	255	826	1063	313	1376	2337	763	3100
SHRI GANGANAGAR	10	6	16	8	12	20	12	9	21	30	27	57
SIKAR	942	497	1439	858	540	1398	886	375	1261	2686	1412	4098
SIROHI	0	0	0	1	0	1	0	0	0	1	0	1
TONK	228	62	290	232	42	274	385	53	438	845	157	1002
UDAIPUR	206	112	318	188	111	299	215	102	317	609	325	934
KAROLI	1307	646	1953	1243	543	1786	1724	759	2483	4274	1948	6222
PRATAPGARH	67	21	88	68	25	93	43	55	98	178	101	279
<b>GRAND TOTAL</b>	<b>9023</b>	<b>4249</b>	<b>13272</b>	<b>8777</b>	<b>4229</b>	<b>13006</b>	<b>12321</b>	<b>5084</b>	<b>17405</b>	<b>30121</b>	<b>13562</b>	<b>43683</b>

DISTRICT	9th CLASS			10th CLASS			11th CLASS			12th CLASS			(TOTAL 9 - 12)			(TOTAL 6th TO 12th)		
	BOYS	GIRLS	TOTAL	BOYS	GIRLS	TOTAL	BOYS	GIRLS	TOTAL	BOYS	GIRLS	TOTAL	BOYS	GIRLS	TOTAL	BOYS	GIRLS	TOTAL
	43	15	58	5	4	9	0	1	1	0	0	0	48	20	68	94	39	133
	1667	954	2621	2513	1096	3609	987	515	1502	765	334	1099	5932	2899	8831	9107	4650	13757
	572	316	888	513	317	830	100	52	152	47	16	63	1232	701	1933	2382	1254	3636
	503	188	691	585	204	789	161	47	208	106	31	137	1355	470	1825	2273	847	3120
	31	5	36	12	2	14	4	1	5	3	1	4	50	9	59	114	40	154
	229	200	429	405	263	668	77	56	133	64	38	102	775	557	1332	1321	888	2209
	34	5	39	37	7	44	3	0	3	0	0	0	74	12	86	157	34	191
	2	3	5	9	4	13	1	1	2	3	1	4	15	9	24	20	10	30
	450	151	601	375	117	492	101	28	129	33	15	48	959	311	1270	1869	563	2432
	10	1	11	5	6	11	0	0	0	1	0	1	16	7	23	38	14	52
	34	30	64	37	18	55	14	22	36	5	8	13	90	78	168	133	103	236
	2216	974	3190	3360	1380	4740	1621	997	2618	933	516	1449	8130	3867	11997	13322	6053	19375
	321	89	410	233	100	333	24	4	28	22	3	25	600	196	796	1110	369	1479
	26	17	43	35	22	57	0	0	0	0	0	0	61	39	100	172	103	275
	0	0	0	0	0	0	0	0	0	0	0	0	0	0	0	0	0	0
	1620	797	2417	2118	1004	3122	1046	554	1600	696	353	1049	5480	2708	8188	9532	4674	14206
	4	3	7	6	0	6	0	0	0	0	0	0	10	3	13	18	11	29
	49	5	54	39	10	49	14	1	15	5	4	9	107	20	127	204	35	239
	231	71	302	205	64	269	36	27	63	22	9	31	494	171	665	1067	359	1426
	248	73	321	322	142	464	249	92	341	268	110	378	1087	417	1504	1789	886	2675
	22	7	29	15	3	18	2	1	3	7	1	8	46	12	58	114	37	151
	266	95	361	153	96	249	148	46	194	163	42	205	730	279	1009	1373	549	1922
	56	2	58	82	19	101	4	4	8	6	1	7	148	26	174	308	87	395
	27	12	39	20	4	24	8	1	9	1	1	2	56	18	74	131	47	178
	5	3	8	12	9	21	0	0	0	0	0	0	17	12	29	25	18	43
	976	317	1293	1318	325	1643	224	210	434	149	120	269	2667	972	3639	5004	1735	6739
	12	9	21	11	7	18	9	11	20	4	7	11	36	34	70	66	61	127
	851	676	1527	758	742	1500	717	803	1520	1065	820	1885	3391	3041	6432	6077	4453	10530
	3	0	3	0	0	0	0	0	0	0	0	0	3	0	3	4	0	4
	400	75	475	447	85	532	81	17	98	54	8	62	982	185	1167	1827	342	2169
	264	115	379	253	162	415	25	55	80	29	43	72	571	375	946	1180	700	1880
	1912	827	2739	2122	1038	3160	742	555	1297	363	191	554	5139	2611	7750	9413	4559	13972
	163	64	227	38	30	68	4	0	4	2	1	3	207	95	302	385	196	581
TOTAL	13247	6099	19346	16043	7280	23323	6402	4101	10503	4816	2674	7490	40508	20154	60662	70629	33716	104345

DISTRICT	6th CLASS			7th CLASS			8th CLASS			T O T A L		
	BOYS	GIRLS	TOTAL	BOYS	GIRLS	TOTAL	BOYS	GIRLS	TOTAL	BOYS	GIRLS	TOTAL
AJMER	155	61	216	165	55	220	116	34	150	436	150	586
ALWAR	1297	926	2223	1356	930	2286	1995	1417	3412	4648	3273	7921
BANSWARA	3505	2296	5801	3187	2030	5217	4078	2611	6689	10770	6937	17707
BARAN	823	498	1321	821	448	1269	1079	540	1619	2723	1486	4209
BARMER	298	89	387	263	47	310	274	51	325	835	187	1022
BHARTPUR	241	139	380	247	177	424	255	225	480	743	541	1284
BHILWARA	477	152	629	387	160	547	473	147	620	1337	459	1796
BIKANER	8	0	8	2	2	4	5	2	7	15	4	19
BUNDI	619	395	1014	680	333	1013	943	435	1378	2242	1163	3405
CHITTOGARH	378	137	515	286	116	402	300	118	418	964	371	1335
CHURU	31	23	54	19	21	40	27	18	45	77	62	139
DOUSA	2316	1768	4084	2339	1630	3969	3589	2500	6089	8244	5898	14142
DHOLPUR	255	256	511	297	244	541	432	255	687	984	755	1739
DUNGARPUR	3504	2341	5845	2830	1942	4772	3810	2755	6565	10144	7038	17182
HANUMANGARH	1	0	1	1	2	3	1	0	1	3	2	5
JAIPUR	2216	1958	4174	2246	1632	3878	3079	1851	4930	7541	5441	12982
JAISALMER	75	6	81	63	7	70	68	7	75	206	20	226
JALORE	325	94	419	272	39	311	302	55	357	899	188	1087
JHALAWAR	620	376	996	541	257	798	735	332	1067	1896	965	2861
JHUNJHUNU	296	191	487	301	238	539	345	270	615	942	699	1641
JODHPUR	139	50	189	140	49	189	169	42	211	448	141	589
KOTA	517	334	851	513	317	830	621	378	999	1651	1029	2680
NAGAU	106	41	147	77	34	111	36	68	104	219	143	362
PALI	509	148	657	450	157	607	582	164	746	1541	469	2010
RAJSAMAND	359	66	425	190	74	264	205	72	277	754	212	966
SWAIMADHOPUR	1169	575	1744	1051	667	1718	1734	754	2488	3954	1996	5950
SHRI GANGANAGAR	11	7	18	9	15	24	13	10	23	33	32	65
SIKAR	1123	678	1801	1108	752	1860	1155	656	1811	3386	2086	5472
SIROHI	741	181	922	489	108	597	496	117	613	1726	406	2132
TONK	639	335	974	614	290	904	933	334	1267	2186	959	3145
UDAIPUR	4453	2304	6757	3636	1793	5429	3510	1707	5217	11599	5804	17403
KAROLI	1787	1244	3031	1777	1127	2904	2460	1700	4160	6024	4071	10095
PRATAPGARH	1411	762	2173	1165	577	1742	1229	815	2044	3805	2154	5959
GRAND TOTAL	30404	18431	48835	27522	16270	43792	35049	20440	55489	92975	55141	148116



DISTRICT	9th CLASS			10th CLASS			11th CLASS			12th CLASS			(TOTAL 9 - 12)			(TOTAL 6th TO 12th)		
	BOYS	GIRLS	TOTAL	BOYS	GIRLS	TOTAL	BOYS	GIRLS	TOTAL	BOYS	GIRLS	TOTAL	BOYS	GIRLS	TOTAL	BOYS	GIRLS	TOTAL
BIKANER	224	124	348	134	69	203	80	26	106	47	18	65	485	237	722	921	387	1308
BANSWARA	2924	2163	5087	3583	2122	5705	2213	1471	3684	1469	817	2286	10189	6573	16762	14837	9846	24683
BHARATPUR	10682	7478	18160	8289	5914	14203	4061	2640	6701	2695	1632	4327	25727	17664	43391	36497	24601	61098
BHILAIYA	1184	564	1748	1066	496	1562	543	168	711	241	105	346	3034	1333	4367	5757	2819	8576
BUNDELKHAND	485	107	592	301	94	395	115	18	133	66	7	73	967	226	1193	1802	413	2215
CHITTOUR	369	383	752	535	429	964	223	187	410	139	104	243	1266	1103	2369	2009	1644	3653
CHITTOUR	871	404	1275	634	249	883	362	201	563	213	80	293	2080	934	3014	3417	1393	4810
CHITTOUR	16	6	22	19	6	25	4	4	8	4	3	7	43	19	62	58	23	81
CHITTOUR	1296	707	2003	941	496	1437	540	249	789	243	127	370	3020	1579	4599	5262	2742	8004
CHITTOUR	585	234	819	307	135	442	112	30	142	71	16	87	1075	415	1490	2039	786	2825
CHITTOUR	67	59	126	58	48	106	36	47	83	11	16	27	172	170	342	249	232	481
CHITTOUR	4487	3209	7696	5202	3371	8573	3674	2379	6053	1952	1162	3114	15315	10121	25436	23559	16019	39578
CHITTOUR	613	320	933	424	289	713	184	72	256	127	50	177	1348	731	2079	2332	1486	3818
CHITTOUR	5620	4780	10400	4531	4145	8676	2077	1318	3395	1442	1040	2482	13670	11283	24953	23814	18321	42135
CHITTOUR	3	3	6	4	0	4	7	3	10	1	0	1	15	6	21	18	8	26
CHITTOUR	3636	2114	5750	4037	2185	6222	2539	1227	3766	1682	771	2453	11894	6297	18191	19435	11738	31173
CHITTOUR	60	8	68	57	5	62	27	0	27	22	0	22	166	13	179	372	33	405
CHITTOUR	575	105	680	432	57	489	197	18	215	71	13	84	1275	193	1468	2174	381	2555
CHITTOUR	945	496	1441	683	324	1007	316	179	495	148	110	258	2092	1109	3201	3988	2074	6062
CHITTOUR	391	265	656	443	306	749	367	254	621	366	238	604	1567	1063	2630	2509	1762	4271
CHITTOUR	226	44	270	151	33	184	74	9	83	32	15	47	483	101	584	931	242	1173
CHITTOUR	661	411	1072	508	383	891	507	332	839	361	207	568	2037	1333	3370	3688	2362	6050
CHITTOUR	81	59	140	104	59	163	16	8	24	14	5	19	215	131	346	434	274	708
CHITTOUR	658	205	863	400	109	509	159	50	209	96	26	122	1313	390	1703	2854	859	3713
CHITTOUR	376	115	491	335	70	405	48	19	67	26	10	36	785	214	999	1539	426	1965
CHITTOUR	1871	1102	2973	2004	889	2893	879	604	1483	449	278	727	5203	2873	8076	9157	4869	14026
CHITTOUR	15	11	26	14	9	23	9	12	21	5	9	14	43	41	84	76	73	149
CHITTOUR	1152	986	2138	1104	1014	2118	1054	1003	2057	1262	957	2219	4572	3960	8532	7958	6046	14004
CHITTOUR	923	227	1150	402	97	499	123	32	155	74	15	89	1522	371	1893	3248	777	4025
CHITTOUR	1327	614	1941	1178	453	1631	614	217	831	338	110	448	3457	1394	4851	5643	2353	7996
CHITTOUR	5003	3065	8068	3523	2153	5676	1144	628	1772	999	514	1513	10669	6360	17029	22268	12164	34432
CHITTOUR	2975	1842	4817	2917	1843	4760	1927	1077	3004	912	431	1343	8731	5193	13924	14755	9264	24019
CHITTOUR	2028	1679	3707	1864	1206	3070	869	489	1358	549	199	748	5310	3573	8883	9115	5727	14842
TOTAL	52329	33889	86218	46184	29058	75242	25100	14971	40071	16127	9085	25212	139740	87003	226743	232715	142144	374859

DISTRICT	GOVERNMENT			AIDED SCHOOL			UN-AIDED SCHOOLS			GRAND TOTAL		
	BOYS	GIRLS	TOTAL	BOYS	GIRLS	TOTAL	BOYS	GIRLS	TOTAL	BOYS	GIRLS	TOTAL
BARAN	14440	6002	20442	209	72	281	3468	869	4337	18117	6943	25060
BANSWARA	12261	11708	23969	0	0	0	25178	12313	37491	37439	24021	61460
BHARATPUR	1950	1739	3689	0	0	0	590	219	809	2540	1958	4498
BHILWARA	3925	3432	7357	0	0	0	4833	1916	6749	8758	5348	14106
BUNDELKHAND	16268	8174	24442	0	0	0	3573	1030	4603	19841	9204	29045
CHITTOOR	6632	6842	13474	0	0	0	15497	7662	23159	22129	14504	36633
DEWAS	14764	6187	20951	0	0	0	1193	435	1628	15957	6622	22579
DUNGAR	9327	5756	15083	0	0	0	6647	3399	10046	15974	9155	25129
GHANSHYAM	4534	2797	7331	0	0	0	2226	778	3004	6760	3575	10335
JAIPUR	7464	4892	12356	0	0	0	623	205	828	8087	5097	13184
JALMER	7832	6126	13958	0	0	0	6105	4512	10617	13937	10638	24575
JODHPUR	3862	3691	7553	0	0	0	6826	2636	9462	10688	6327	17015
KANWAR	4466	3885	8351	0	0	0	3695	1425	5120	8161	5310	13471
KOTA	2322	2176	4498	0	0	0	353	164	517	2675	2340	5015
MAHESHWAR	6877	6331	13208	0	0	0	11893	7706	19599	18770	14037	32807
MALWA	9605	11624	21229	0	0	0	22478	13570	36048	32083	25194	57277
MALMER	1526	512	2038	0	0	0	501	100	601	2027	612	2639
MORWARA	9200	4212	13412	0	0	0	4680	1166	5846	13880	5378	19258
NAGAR	7644	4827	12471	0	0	0	3284	1131	4415	10928	5958	16886
NARWAR	7618	8444	16062	32	13	45	15683	8301	23984	23333	16758	40091
NEEMUCH	12957	6992	19949	0	0	0	6790	2958	9748	19747	9950	29697
NIKA	1208	1011	2219	0	0	0	1737	649	2386	2945	1660	4605
OSMER	13608	9676	23284	0	0	0	21136	7018	28154	34744	16694	51438
PIPLI	13479	7226	20705	0	0	0	3846	1408	5254	17325	8634	25959
RAMESHWAR	2523	1597	4120	0	0	0	347	127	474	2870	1724	4594
RAIPUR	3646	2074	5720	0	0	0	4966	1201	6167	8612	3275	11887
RAJGANGA	5784	4571	10355	0	0	0	5531	3679	9210	10815	8200	19015
RAJGARH	8411	10723	19134	0	0	0	18868	9969	28837	27279	20692	47971
RAJSHYAM	5173	1981	7154	0	0	0	212	12	224	5385	1993	7378
RAVISHYAM	5817	4447	10264	0	0	0	4646	1373	6019	10463	5820	16283
ROHTAS	5936	4425	10361	45	20	65	1356	512	1868	7337	4957	12294
SIKAR	3711	2739	6450	0	0	0	7332	2369	9701	11043	5108	16151
SRI RAJGARH	1153	1033	2186	0	0	0	98	38	136	1251	1071	2322
TOTAL	235423	167802	403225	286	105	391	216191	100850	317041	451900	268757	720657

DISTRICT	GOVERNMENT			AIDED SCHOOL			UN-AIDED SCHOOLS			GRAND TOTAL		
	BOYS	GIRLS	TOTAL	BOYS	GIRLS	TOTAL	BOYS	GIRLS	TOTAL	BOYS	GIRLS	TOTAL
BIKANER	14262	5212	19474	0	0	0	1106	231	1337	15368	5443	20811
BUNDELKHAND	18245	11880	30125	0	0	0	29547	13226	42773	47792	25106	72898
CHITTOOR	2960	1942	4902	0	0	0	330	167	497	3290	2109	5399
DEWAS	3420	1899	5319	0	0	0	2025	878	2903	5445	2777	8222
DHOLPUR	11688	5530	17218	0	0	0	2030	634	2664	13718	6164	19882
DIPPUR	8956	5230	14186	0	0	0	8123	3212	11335	17079	8442	25521
GHANASINGAR	12159	4037	16196	0	0	0	174	189	363	12333	4226	16559
GHUMAR	6828	3173	10001	0	0	0	6246	2175	8421	13074	5348	18422
JAIPUR	4493	1828	6321	0	0	0	411	196	607	4904	2024	6928
JALMER	6775	2877	9652	0	0	0	210	6	216	6985	2883	9868
JHANSI	7431	5169	12600	0	0	0	9126	6770	15896	16557	11939	28496
JODHPUR	5922	3437	9359	0	0	0	7096	2751	9847	13018	6188	19206
KANWAR	4341	2112	6453	0	0	0	1973	646	2619	6314	2758	9072
KAROL	3639	2398	6037	141	62	203	0	0	0	3780	2460	6240
KOTA	6416	5512	11928	0	0	0	13543	9376	22919	19959	14888	34847
MAHESHWAR	14164	9979	24143	0	0	0	31019	16671	47690	45183	26650	71833
MALMER	1486	202	1688	0	0	0	0	0	0	1486	202	1688
MANSERGAH	7428	3343	10771	0	0	0	2276	602	2878	9704	3945	13649
MARWAR	6750	4007	10757	0	0	0	1252	425	1677	8002	4432	12434
MIRJAPUR	12650	11759	24409	463	801	1264	36882	18984	55866	49995	31544	81539
MUNDAWAR	13054	4748	17802	442	117	559	6260	3132	9392	19756	7997	27753
NAGARKANANA	1666	1192	2858	0	0	0	852	472	1324	2518	1664	4182
NALWAR	19489	8713	28202	61	37	98	13317	4232	17549	32867	12982	45849
NARWAR	12654	4217	16871	900	423	1323	1421	496	1917	14975	5136	20111
NEEMUCH	4213	1846	6059	0	0	0	109	51	160	4322	1897	6219
NIKA	3965	1175	5140	0	0	0	1337	1174	2511	5302	2349	7651
PANDEWAR	5639	4378	10017	0	0	0	8481	5597	14078	14120	9975	24095
PARBIL	12164	11790	23954	199	45	244	32420	18761	51181	44783	30596	75379
RAJGARH	4257	938	5195	0	0	0	0	0	0	4257	938	5195
RAJSHIKHAR	6881	3185	10066	0	0	0	1661	547	2208	8542	3732	12274
RAJUR	7156	4020	11176	445	85	530	1069	452	1521	8670	4557	13227
SIKAR	4422	1572	5994	0	0	0	4143	1096	5239	8565	2668	11233
TEJGARH	1701	1147	2848	0	0	0	45	32	77	1746	1179	2925
<b>TOTAL</b>	<b>257274</b>	<b>140447</b>	<b>397721</b>	<b>2651</b>	<b>1570</b>	<b>4221</b>	<b>224484</b>	<b>113181</b>	<b>337665</b>	<b>484409</b>	<b>255198</b>	<b>739607</b>

DISTRICT	GOVERNMENT			AIDED SCHOOL			UN-AIDED SCHOOLS			GRAND TOTAL		
	BOYS	GIRLS	TOTAL	BOYS	GIRLS	TOTAL	BOYS	GIRLS	TOTAL	BOYS	GIRLS	TOTAL
BIKANER	28702	11214	39916	209	72	281	4574	1100	5674	33485	12386	45871
CHITRA	30506	23588	54094	0	0	0	54725	25539	80264	85231	49127	134358
DEWARA	4910	3681	8591	0	0	0	920	386	1306	5830	4067	9897
JAISALMER	7345	5331	12676	0	0	0	6858	2794	9652	14203	8125	22328
JODHPUR	27956	13704	41660	0	0	0	5603	1664	7267	33559	15368	48927
KOTA	15588	12072	27660	0	0	0	23620	10874	34494	39208	22946	62154
MAHESHWAR	26923	10224	37147	0	0	0	1367	624	1991	28290	10848	39138
MERWARA	16155	8929	25084	0	0	0	12893	5574	18467	29048	14503	43551
NEEMUCH	9027	4625	13652	0	0	0	2637	974	3611	11664	5599	17263
OSMERGARH	14239	7769	22008	0	0	0	833	211	1044	15072	7980	23052
RAJASAMAND	15263	11295	26558	0	0	0	15231	11282	26513	30494	22577	53071
RAJGARH	9784	7128	16912	0	0	0	13922	5387	19309	23706	12515	36221
RAJPIPRA	8807	5997	14804	0	0	0	5668	2071	7739	14475	8068	22543
RAJPUTANPUR	5961	4574	10535	141	62	203	353	164	517	6455	4800	11255
RAJWARA	13293	11843	25136	0	0	0	25436	17082	42518	38729	28925	67654
SIKAR	23769	21603	45372	0	0	0	53497	30241	83738	77266	51844	129110
SRI GANGA	3012	714	3726	0	0	0	501	100	601	3513	814	4327
THAKURPARK	16628	7555	24183	0	0	0	6956	1768	8724	23584	9323	32907
UDYOTPUR	14394	8834	23228	0	0	0	4536	1556	6092	18930	10390	29320
UNDA	20268	20203	40471	495	814	1309	52565	27285	79850	73328	48302	121630
WALSAR	26011	11740	37751	442	117	559	13050	6090	19140	39503	17947	57450
WANGAR	2874	2203	5077	0	0	0	2589	1121	3710	5463	3324	8787
WANGAR	33097	18389	51486	61	37	98	34453	11250	45703	67611	29676	97287
WANGAR	26133	11443	37576	900	423	1323	5267	1904	7171	32300	13770	46070
WANGAR	6736	3443	10179	0	0	0	456	178	634	7192	3621	10813
WANGAR	7611	3249	10860	0	0	0	6303	2375	8678	13914	5624	19538
WANGAR	10923	8899	19822	0	0	0	14012	9276	23288	24935	18175	43110
WANGAR	20575	22513	43088	199	45	244	51288	28730	80018	72062	51288	123350
WANGAR	9430	2919	12349	0	0	0	212	12	224	9642	2931	12573
WANGAR	12698	7632	20330	0	0	0	6307	1920	8227	19005	9552	28557
WANGAR	13092	8445	21537	490	105	595	2425	964	3389	16007	9514	25521
WANGAR	8133	4311	12444	0	0	0	11475	3465	14940	19608	7776	27384
WANGAR	2854	2180	5034	0	0	0	143	70	213	2997	2250	5247
<b>TOTAL</b>	<b>492697</b>	<b>308249</b>	<b>800946</b>	<b>2937</b>	<b>1675</b>	<b>4612</b>	<b>440675</b>	<b>214031</b>	<b>654706</b>	<b>936309</b>	<b>523955</b>	<b>1460264</b>

OFFICE OF THE DIRECTOR, SECONDARY EDUCATION, RAJASTHAN, BIKANER  
 DISTRICT WISE MANAGEMENT WISE TEACHERS IN RURAL AREA, YEAR 2009-10

(SECONDARY)

STRICT	GOVERNMENT			AIDED SCHOOLS			UN-AIDED SCHOOLS			GRAND TOTAL		
	MALE	FEMALE	TOTAL	MALE	FEMALE	TOTAL	MALE	FEMALE	TOTAL	MALE	FEMALE	TOTAL
ADMER	840	305	1145	9	5	14	284	179	463	1133	489	1622
ADWAR	1232	192	1424	0	0	0	3407	734	4141	4639	926	5565
ADWARA	358	53	411	0	0	0	196	32	228	554	85	639
ADWA	338	44	382	0	0	0	436	187	623	774	231	1005
ADWER	466	15	481	0	0	0	310	37	347	776	52	828
ADWTPUR	960	91	1051	0	0	0	1453	123	1576	2413	214	2627
ADWILWARA	741	158	899	0	0	0	96	82	178	837	240	1077
ADWKANER	394	201	595	0	0	0	462	332	794	856	533	1389
ADWDE	271	36	307	0	0	0	278	129	407	549	165	714
ADWITTORGARH	345	81	426	0	0	0	61	45	106	406	126	532
ADWITU	920	108	1028	0	0	0	1035	142	1177	1955	250	2205
ADWISA	413	23	436	0	0	0	913	118	1031	1326	141	1467
ADWELPUR	321	34	355	0	0	0	568	55	623	889	89	978
ADWELARPUR	314	44	358	0	0	0	125	70	195	439	114	553
ADWELWANGARH	468	94	562	0	0	0	1155	230	1385	1623	324	1947
ADWELIPUR	1076	365	1441	0	0	0	3777	1367	5144	4853	1732	6585
ADWELISALMER	132	7	139	0	0	0	69	6	75	201	13	214
ADWELORE	353	29	382	0	0	0	385	55	440	738	84	822
ADWELAWAR	203	18	221	0	0	0	354	61	415	557	79	636
ADWELKUNJHUNU	1012	188	1200	5	0	5	2159	359	2518	3176	547	3723
ADWELKHEMPUR	616	99	715	0	0	0	597	113	710	1213	212	1425
ADWELKA	340	107	447	0	0	0	360	58	418	700	165	865
ADWELKALUP	981	74	1055	0	0	0	2244	348	2592	3225	422	3647
ADWELKI	633	65	698	0	0	0	352	152	504	985	217	1202
ADWELKISAMAND	432	57	489	0	0	0	64	43	107	496	100	596
ADWELKAIMADHOPUR	497	72	569	0	0	0	756	133	889	1253	205	1458
ADWELKIKI GANGANAGAR	478	212	690	0	0	0	683	264	947	1161	476	1637
ADWELKIKAR	1444	194	1638	0	0	0	3523	662	4185	4967	856	5823
ADWELKIROHI	303	25	328	0	0	0	46	16	62	349	41	390
ADWELKIRAK	636	81	717	0	0	0	565	122	687	1201	203	1404
ADWELKIRIPUR	751	279	1030	3	4	7	228	279	507	982	562	1544
ADWELKIKOLI	467	18	485	0	0	0	1373	153	1526	1840	171	2011
ADWELKIKATAPGARH	136	16	152	0	0	0	65	40	105	201	56	257
GRAND TOTAL	18871	3385	22256	17	9	26	28379	6726	35105	47267	10120	57387

DISTRICT	GOVERNMENT			AIDED SCHOOLS			UN-AIDED SCHOOLS			GRAND TOTAL		
	MALE	FEMALE	TOTAL	MALE	FEMALE	TOTAL	MALE	FEMALE	TOTAL	MALE	FEMALE	TOTAL
BANASKANTH	661	205	866	0	0	0	82	52	134	743	257	1000
BANSWARA	1711	348	2059	0	0	0	2236	482	2718	3947	830	4777
BARAN	693	184	877	0	0	0	76	9	85	769	193	962
BHARATPUR	318	42	360	0	0	0	212	87	299	530	129	659
BHILWARA	572	76	648	0	0	0	81	14	95	653	90	743
BUNDELKHAND	909	69	978	0	0	0	575	53	628	1484	122	1606
CHITTOOR	814	141	955	0	0	0	26	19	45	840	160	1000
CHITTOOR	269	103	372	0	0	0	247	86	333	516	189	705
CHITTOOR	387	68	455	0	0	0	77	29	106	464	97	561
CHITTOOR	585	128	713	0	0	0	16	0	16	601	128	729
CHITTOOR	571	52	623	6	1	7	807	108	915	1384	161	1545
CHITTOOR	714	94	808	0	0	0	756	73	829	1470	167	1637
CHITTOOR	361	25	386	0	0	0	198	25	223	559	50	609
CHITTOOR	636	77	713	15	0	15	16	8	24	667	85	752
CHITTOOR	461	76	537	0	0	0	862	189	1051	1323	265	1588
CHITTOOR	1579	345	1924	0	0	0	3088	558	3646	4667	903	5570
CHITTOOR	147	2	149	0	0	0	0	0	0	147	2	149
CHITTOOR	472	26	498	0	0	0	162	14	176	634	40	674
CHITTOOR	506	93	599	0	0	0	114	34	148	620	127	747
CHITTOOR	1006	75	1081	85	35	120	1535	231	1766	2626	341	2967
CHITTOOR	696	177	873	43	2	45	538	66	604	1277	245	1522
CHITTOOR	399	103	502	0	0	0	163	86	249	562	189	751
CHITTOOR	1223	90	1313	17	3	20	688	124	812	1928	217	2145
CHITTOOR	841	61	902	49	31	80	125	28	153	1015	120	1135
CHITTOOR	505	63	568	0	0	0	12	4	16	517	67	584
CHITTOOR	407	62	469	0	0	0	204	29	233	611	91	702
CHITTOOR	403	168	571	0	0	0	620	184	804	1023	352	1375
CHITTOOR	1111	119	1230	18	3	21	2386	411	2797	3515	533	4048
CHITTOOR	316	52	368	0	0	0	0	0	0	316	52	368
CHITTOOR	516	39	555	0	0	0	168	45	213	684	84	768
CHITTOOR	941	249	1190	31	5	36	157	229	386	1129	483	1612
CHITTOOR	645	30	675	0	0	0	487	80	567	1132	110	1242
CHITTOOR	206	22	228	0	0	0	25	28	53	231	50	281
TOTAL	21581	3464	25045	264	80	344	16739	3385	20124	38584	6929	45513

DISTRICT	GOVERNMENT			AIDED SCHOOLS			UN-AIDED SCHOOLS			GRAND TOTAL		
	MALE	FEMALE	TOTAL	MALE	FEMALE	TOTAL	MALE	FEMALE	TOTAL	MALE	FEMALE	TOTAL
BANSWARA	1501	510	2011	9	5	14	366	231	597	1876	746	2622
BARAN	2943	540	3483	0	0	0	5643	1216	6859	8586	1756	10342
BHARATPUR	1051	237	1288	0	0	0	272	41	313	1323	278	1601
BHILAI	656	86	742	0	0	0	648	274	922	1304	360	1664
BHILWARA	1038	91	1129	0	0	0	391	51	442	1429	142	1571
BUNDELKHAND	1869	160	2029	0	0	0	2028	176	2204	3897	336	4233
BUNDELKHAND	1555	299	1854	0	0	0	122	101	223	1677	400	2077
CHITTOOR	663	304	967	0	0	0	709	418	1127	1372	722	2094
CHITTOOR	658	104	762	0	0	0	355	158	513	1013	262	1275
CHITTOOR	930	209	1139	0	0	0	77	45	122	1007	254	1261
CHITTOOR	1491	160	1651	6	1	7	1842	250	2092	3339	411	3750
CHITTOOR	1127	117	1244	0	0	0	1669	191	1860	2796	308	3104
CHITTOOR	682	59	741	0	0	0	766	80	846	1448	139	1587
CHITTOOR	950	121	1071	15	0	15	141	78	219	1106	199	1305
CHITTOOR	929	170	1099	0	0	0	2017	419	2436	2946	589	3535
CHITTOOR	2655	710	3365	0	0	0	6865	1925	8790	9520	2635	12155
CHITTOOR	279	9	288	0	0	0	69	6	75	348	15	363
CHITTOOR	825	55	880	0	0	0	547	69	616	1372	124	1496
CHITTOOR	709	111	820	0	0	0	468	95	563	1177	206	1383
CHITTOOR	2018	263	2281	90	35	125	3694	590	4284	5802	888	6690
CHITTOOR	1312	276	1588	43	2	45	1135	179	1314	2490	457	2947
CHITTOOR	739	210	949	0	0	0	523	144	667	1262	354	1616
CHITTOOR	2204	164	2368	17	3	20	2932	472	3404	5153	639	5792
CHITTOOR	1474	126	1600	49	31	80	477	180	657	2000	337	2337
CHITTOOR	937	120	1057	0	0	0	76	47	123	1013	167	1180
CHITTOOR	904	134	1038	0	0	0	960	162	1122	1864	296	2160
CHITTOOR	881	380	1261	0	0	0	1303	448	1751	2184	828	3012
CHITTOOR	2555	313	2868	18	3	21	5909	1073	6982	8482	1389	9871
CHITTOOR	619	77	696	0	0	0	46	16	62	665	93	758
CHITTOOR	1152	120	1272	0	0	0	733	167	900	1885	287	2172
CHITTOOR	1692	528	2220	34	9	43	385	508	893	2111	1045	3156
CHITTOOR	1112	48	1160	0	0	0	1860	233	2093	2972	281	3253
CHITTOOR	342	38	380	0	0	0	90	68	158	432	106	538
TOTAL	40452	6849	47301	281	89	370	45118	10111	55229	85851	17049	102900

DISTRICT	GOVERNMENT			AIDED SCHOOLS			UN-AIDED SCHOOLS			GRAND TOTAL		
	MALE	FEMALE	TOTAL	MALE	FEMALE	TOTAL	MALE	FEMALE	TOTAL	MALE	FEMALE	TOTAL
BANER	180	29	209	0	0	0	46	21	67	226	50	276
BANWAR	157	9	166	0	0	0	460	51	511	617	60	677
BANSWARA	15	1	16	0	0	0	13	1	14	28	2	30
BANWAS	46	6	52	0	0	0	54	17	71	100	23	123
BANWAR	96	1	97	0	0	0	53	4	57	149	5	154
BANWAPUR	113	4	117	0	0	0	128	2	130	241	6	247
BANWARA	148	9	157	0	0	0	14	4	18	162	13	175
BANWAS	33	7	40	0	0	0	40	28	68	73	35	108
BANWAS	30	2	32	0	0	0	38	11	49	68	13	81
BANWAS	49	6	55	0	0	0	7	4	11	56	10	66
BANWAS	167	10	177	0	0	0	167	10	177	334	20	354
BANWAS	55	3	58	0	0	0	106	9	115	161	12	173
BANWAS	39	2	41	0	0	0	51	0	51	90	2	92
BANWAS	16	4	20	0	0	0	2	0	2	18	4	22
BANWAS	86	13	99	0	0	0	136	12	148	222	25	247
BANWAS	233	72	305	0	0	0	534	149	683	767	221	988
BANWAS	28	1	29	0	0	0	15	1	16	43	2	45
BANWAS	58	0	58	0	0	0	102	3	105	160	3	163
BANWAS	17	2	19	0	0	0	45	3	48	62	5	67
BANWAS	146	18	164	0	0	0	212	28	240	358	46	404
BANWAS	106	6	112	0	0	0	102	3	105	208	9	217
BANWAS	53	14	67	0	0	0	73	22	95	126	36	162
BANWAS	153	10	163	0	0	0	229	19	248	382	29	411
BANWAS	131	12	143	0	0	0	80	17	97	211	29	240
BANWAS	85	6	91	0	0	0	1	1	2	86	7	93
BANWAS	78	2	80	0	0	0	122	19	141	200	21	221
BANWAS	67	13	80	0	0	0	130	40	170	197	53	250
BANWAS	198	24	222	0	0	0	766	91	857	964	115	1079
BANWAS	64	3	67	0	0	0	8	0	8	72	3	75
BANWAS	112	12	124	0	0	0	102	8	110	214	20	234
BANWAS	103	19	122	0	0	0	19	6	25	122	25	147
BANWAS	51	0	51	0	0	0	166	10	176	217	10	227
BANWAS	16	2	18	0	0	0	13	4	17	29	6	35
GRAND TOTAL	2929	322	3251	0	0	0	4034	598	4632	6963	920	7883



DISTRICT	GOVERNMENT			AIDED SCHOOLS			UN-AIDED SCHOOLS			GRAND TOTAL		
	MALE	FEMALE	TOTAL	MALE	FEMALE	TOTAL	MALE	FEMALE	TOTAL	MALE	FEMALE	TOTAL
BER	146	27	173	0	0	0	7	2	9	153	29	182
BAR	257	17	274	0	0	0	516	67	583	773	84	857
BHAWAR	26	5	31	0	0	0	4	0	4	30	5	35
BAN	68	8	76	0	0	0	24	8	32	92	16	108
BHAR	114	5	119	0	0	0	10	1	11	124	6	130
BHATPUR	126	7	133	0	0	0	64	1	65	190	8	198
BHAWAR	102	7	109	0	0	0	1	0	1	103	7	110
BANER	23	8	31	0	0	0	17	4	21	40	12	52
BH	66	3	69	0	0	0	10	1	11	76	4	80
BHONGARH	88	4	92	0	0	0	1	0	1	89	4	93
BH	96	5	101	0	0	0	96	5	101	192	10	202
BH	88	8	96	0	0	0	104	15	119	192	23	215
BH	49	1	50	0	0	0	12	1	13	61	2	63
BHAPPUR	43	5	48	0	0	0	0	0	0	43	5	48
BHONGARH	83	12	95	0	0	0	118	6	124	201	18	219
BHUR	367	70	437	0	0	0	427	59	486	794	129	923
BH	31	0	31	0	0	0	0	0	0	31	0	31
BH	112	2	114	0	0	0	28	1	29	140	3	143
BHAWAR	57	7	64	0	0	0	13	2	15	70	9	79
BHUNU	191	8	199	0	0	0	196	36	232	387	44	431
BHUR	121	18	139	2	0	2	61	0	61	184	18	202
BH	61	12	73	0	0	0	107	30	137	168	42	210
BHUR	141	16	157	2	0	2	79	13	92	222	29	251
BH	183	9	192	1	0	1	32	6	38	216	15	231
BH	102	5	107	0	0	0	0	0	0	102	5	107
BH	75	8	83	0	0	0	25	0	25	100	8	108
BH	64	8	72	0	0	0	96	12	108	160	20	180
BH	130	12	142	2	0	2	453	31	484	585	43	628
BH	63	8	71	0	0	0	0	0	0	63	8	71
BH	98	6	104	0	0	0	22	4	26	120	10	130
BH	55	4	59	1	0	1	9	8	17	65	12	77
BH	67	1	68	0	0	0	69	7	76	136	8	144
BH	23	1	24	0	0	0	0	0	0	23	1	24
<b>GRAND TOTAL</b>	<b>3316</b>	<b>317</b>	<b>3633</b>	<b>8</b>	<b>0</b>	<b>8</b>	<b>2601</b>	<b>320</b>	<b>2921</b>	<b>5925</b>	<b>637</b>	<b>6562</b>

DISTRICT	GOVERNMENT			AIDED SCHOOLS			UN-AIDED SCHOOLS			GRAND TOTAL		
	MALE	FEMALE	TOTAL	MALE	FEMALE	TOTAL	MALE	FEMALE	TOTAL	MALE	FEMALE	TOTAL
BANASKANTH	326	56	382	0	0	0	53	23	76	379	79	458
BANSWARA	414	26	440	0	0	0	976	118	1094	1390	144	1534
BARAN	41	6	47	0	0	0	17	1	18	58	7	65
BHILAI	114	14	128	0	0	0	78	25	103	192	39	231
BHILWARA	210	6	216	0	0	0	63	5	68	273	11	284
BUNDIR	239	11	250	0	0	0	192	3	195	431	14	445
CHITRAWOTAR	250	16	266	0	0	0	15	4	19	265	20	285
CHITRAWOTAR	56	15	71	0	0	0	57	32	89	113	47	160
CHITRAWOTAR	96	5	101	0	0	0	48	12	60	144	17	161
CHITRAWOTAR	137	10	147	0	0	0	8	4	12	145	14	159
CHITRAWOTAR	263	15	278	0	0	0	263	15	278	526	30	556
CHITRAWOTAR	143	11	154	0	0	0	210	24	234	353	35	388
CHITRAWOTAR	88	3	91	0	0	0	63	1	64	151	4	155
CHITRAWOTAR	59	9	68	0	0	0	2	0	2	61	9	70
CHITRAWOTAR	169	25	194	0	0	0	254	18	272	423	43	466
CHITRAWOTAR	600	142	742	0	0	0	961	208	1169	1561	350	1911
CHITRAWOTAR	59	1	60	0	0	0	15	1	16	74	2	76
CHITRAWOTAR	170	2	172	0	0	0	130	4	134	300	6	306
CHITRAWOTAR	74	9	83	0	0	0	58	5	63	132	14	146
CHITRAWOTAR	337	26	363	0	0	0	408	64	472	745	90	835
CHITRAWOTAR	227	24	251	2	0	2	163	3	166	392	27	419
CHITRAWOTAR	114	26	140	0	0	0	180	52	232	294	78	372
CHITRAWOTAR	294	26	320	2	0	2	308	32	340	604	58	662
CHITRAWOTAR	314	21	335	1	0	1	112	23	135	427	44	471
CHITRAWOTAR	187	11	198	0	0	0	1	1	2	188	12	200
CHITRAWOTAR	153	10	163	0	0	0	147	19	166	300	29	329
CHITRAWOTAR	131	21	152	0	0	0	226	52	278	357	73	430
CHITRAWOTAR	328	36	364	2	0	2	1219	122	1341	1549	158	1707
CHITRAWOTAR	127	11	138	0	0	0	8	0	8	135	11	146
CHITRAWOTAR	210	18	228	0	0	0	124	12	136	334	30	364
CHITRAWOTAR	158	23	181	1	0	1	28	14	42	187	37	224
CHITRAWOTAR	118	1	119	0	0	0	235	17	252	353	18	371
CHITRAWOTAR	39	3	42	0	0	0	13	4	17	52	7	59
TOTAL	6245	639	6884	8	0	8	6635	918	7553	12888	1557	14445

DISTRICT	GOVERNMENT			AIDED SCHOOLS			UN-AIDED SCHOOLS			GRAND TOTAL		
	MALE	FEMALE	TOTAL	MALE	FEMALE	TOTAL	MALE	FEMALE	TOTAL	MALE	FEMALE	TOTAL
AJMER	58	6	64	0	0	0	2	0	2	60	6	66
ALWAR	158	11	169	0	0	0	199	16	215	357	27	384
BANSWARA	90	8	98	0	0	0	72	9	81	162	17	179
BARAN	61	7	68	0	0	0	30	8	38	91	15	106
BARMER	60	0	60	0	0	0	2	0	2	62	0	62
BHARTPUR	46	0	46	0	0	0	19	2	21	65	2	67
BHILWARA	42	2	44	0	0	0	8	1	9	50	3	53
BIKANER	11	0	11	0	0	0	1	2	3	12	2	14
BUNDI	32	0	32	0	0	0	48	8	56	80	8	88
CHITTORGARH	10	0	10	0	0	0	1	0	1	11	0	11
CHURU	27	5	32	0	0	0	27	5	32	54	10	64
DOUSA	83	1	84	0	0	0	150	6	156	233	7	240
DHOLPUR	29	4	33	0	0	0	35	3	38	64	7	71
DUNGARPUR	79	7	86	0	0	0	38	3	41	117	10	127
HANUMANGARH	9	0	9	0	0	0	0	0	0	9	0	9
JAIPUR	124	42	166	0	0	0	267	89	356	391	131	522
JAISALMER	21	0	21	0	0	0	3	0	3	24	0	24
JALORE	35	1	36	0	0	0	8	2	10	43	3	46
JHALAWAR	19	1	20	0	0	0	29	0	29	48	1	49
JHUNJHUNU	39	8	47	0	0	0	36	9	45	75	17	92
JODHPUR	23	6	29	0	0	0	8	2	10	31	8	39
KOTA	49	5	54	0	0	0	39	18	57	88	23	111
NAGAU	30	2	32	0	0	0	26	1	27	56	3	59
PALI	15	2	17	0	0	0	5	0	5	20	2	22
RAJSAMAND	22	0	22	0	0	0	2	0	2	24	0	24
SWAIMADHOPUR	109	16	125	0	0	0	146	24	170	255	40	295
SHRI GANGANAGAR	5	1	6	0	0	0	1	0	1	6	1	7
SIKAR	68	10	78	0	0	0	381	57	438	449	67	516
SIROHI	24	1	25	0	0	0	4	0	4	28	1	29
TONK	90	9	99	0	0	0	41	0	41	131	9	140
UDAIPUR	37	8	45	0	0	0	30	4	34	67	12	79
KAROLI	105	0	105	0	0	0	295	25	320	400	25	425
PRATAPGARH	27	2	29	0	0	0	17	1	18	44	3	47
GRAND TOTAL	1637	165	1802	0	0	0	1970	295	2265	3607	460	4067

OFFICE OF THE DIRECTOR, SECONDARY EDUCATION, RAJASTHAN, BIKANER  
 DISTRICT WISE MANAGEMENT WISE ST TEACHERS IN RURAL AREA, YEAR 2009-10

(SR. SECONDARY)

DISTRICT	GOVERNMENT			AIDED SCHOOLS			UN-AIDED SCHOOLS			GRAND TOTAL		
	MALE	FEMALE	TOTAL	MALE	FEMALE	TOTAL	MALE	FEMALE	TOTAL	MALE	FEMALE	TOTAL
BARAN	25	6	31	0	0	0	1	0	1	26	6	32
BANSWARA	144	12	156	0	0	0	217	19	236	361	31	392
BHARATPUR	146	23	169	0	0	0	11	2	13	157	25	182
BHILAI	43	8	51	0	0	0	23	8	31	66	16	82
BHILAI	37	1	38	0	0	0	0	0	0	37	1	38
BHILAI	47	1	48	0	0	0	28	12	40	75	13	88
BHILAI	58	2	60	0	0	0	0	0	0	58	2	60
BHILAI	6	1	7	0	0	0	2	1	3	8	2	10
BHILAI	56	4	60	0	0	0	22	3	25	78	7	85
BHILAI	23	1	24	0	0	0	0	0	0	23	1	24
BHILAI	21	6	27	0	0	0	13	2	15	34	8	42
BHILAI	185	18	203	0	0	0	110	6	116	295	24	319
BHILAI	26	1	27	0	0	0	6	0	6	32	1	33
BHILAI	133	15	148	0	0	0	0	0	0	133	15	148
BHILAI	9	0	9	0	0	0	0	0	0	9	0	9
BHILAI	167	40	207	0	0	0	154	27	181	321	67	388
BHILAI	12	0	12	0	0	0	0	0	0	12	0	12
BHILAI	29	2	31	0	0	0	1	0	1	30	2	32
BHILAI	70	3	73	0	0	0	13	0	13	83	3	86
BHILAI	50	2	52	0	0	0	25	3	28	75	5	80
BHILAI	12	5	17	0	0	0	1	0	1	13	5	18
BHILAI	31	7	38	0	0	0	50	15	65	81	22	103
BHILAI	0	0	0	0	0	0	24	0	24	24	0	24
BHILAI	43	4	47	1	0	1	1	0	1	45	4	49
BHILAI	17	1	18	0	0	0	0	0	0	17	1	18
BHILAI	88	7	95	0	0	0	52	5	57	140	12	152
BHILAI	4	0	4	0	0	0	4	0	4	8	0	8
BHILAI	32	3	35	0	0	0	116	12	128	148	15	163
BHILAI	27	3	30	0	0	0	0	0	0	27	3	30
BHILAI	63	1	64	0	0	0	14	1	15	77	2	79
BHILAI	50	9	59	1	0	1	10	2	12	61	11	72
BHILAI	207	3	210	0	0	0	123	14	137	330	17	347
BHILAI	30	1	31	0	0	0	2	0	2	32	1	33
<b>TOTAL</b>	<b>1891</b>	<b>190</b>	<b>2081</b>	<b>2</b>	<b>0</b>	<b>2</b>	<b>1023</b>	<b>132</b>	<b>1155</b>	<b>2916</b>	<b>322</b>	<b>3238</b>

DISTRICT	GOVERNMENT			AIDED SCHOOLS			UN-AIDED SCHOOLS			GRAND TOTAL		
	MALE	FEMALE	TOTAL	MALE	FEMALE	TOTAL	MALE	FEMALE	TOTAL	MALE	FEMALE	TOTAL
BANASKANTH	83	12	95	0	0	0	3	0	3	86	12	98
BANSWARA	302	23	325	0	0	0	416	35	451	718	58	776
BARAN	236	31	267	0	0	0	83	11	94	319	42	361
BARMER	104	15	119	0	0	0	53	16	69	157	31	188
BHARATPUR	97	1	98	0	0	0	2	0	2	99	1	100
BHILWARA	93	1	94	0	0	0	47	14	61	140	15	155
BIKANER	100	4	104	0	0	0	8	1	9	108	5	113
BUNDELKHAND	17	1	18	0	0	0	3	3	6	20	4	24
CHITTOOR	88	4	92	0	0	0	70	11	81	158	15	173
CHITTOORGARH	33	1	34	0	0	0	1	0	1	34	1	35
CHITTOORGARH	48	11	59	0	0	0	40	7	47	88	18	106
CHITTOORGARH	268	19	287	0	0	0	260	12	272	528	31	559
CHITTOORGARH	55	5	60	0	0	0	41	3	44	96	8	104
CHITTOORGARH	212	22	234	0	0	0	38	3	41	250	25	275
CHITTOORGARH	18	0	18	0	0	0	0	0	0	18	0	18
CHITTOORGARH	291	82	373	0	0	0	421	116	537	712	198	910
CHITTOORGARH	33	0	33	0	0	0	3	0	3	36	0	36
CHITTOORGARH	64	3	67	0	0	0	9	2	11	73	5	78
CHITTOORGARH	89	4	93	0	0	0	42	0	42	131	4	135
CHITTOORGARH	89	10	99	0	0	0	61	12	73	150	22	172
CHITTOORGARH	35	11	46	0	0	0	9	2	11	44	13	57
CHITTOORGARH	80	12	92	0	0	0	89	33	122	169	45	214
CHITTOORGARH	30	2	32	0	0	0	50	1	51	80	3	83
CHITTOORGARH	58	6	64	1	0	1	6	0	6	65	6	71
CHITTOORGARH	39	1	40	0	0	0	2	0	2	41	1	42
CHITTOORGARH	197	23	220	0	0	0	198	29	227	395	52	447
CHITTOORGARH	9	1	10	0	0	0	5	0	5	14	1	15
CHITTOORGARH	100	13	113	0	0	0	497	69	566	597	82	679
CHITTOORGARH	51	4	55	0	0	0	4	0	4	55	4	59
CHITTOORGARH	153	10	163	0	0	0	55	1	56	208	11	219
CHITTOORGARH	87	17	104	1	0	1	40	6	46	128	23	151
CHITTOORGARH	312	3	315	0	0	0	418	39	457	730	42	772
CHITTOORGARH	57	3	60	0	0	0	19	1	20	76	4	80
TOTAL	3528	355	3883	2	0	2	2993	427	3420	6523	782	7305

## राज्य, जिला एवं तहसील स्तर पर साक्षरता-2001

राज्य/जिला तहसील	साक्षरता दर								
	कुल			ग्रामीण			शहरी		
	व्यक्ति	पुरुष	स्त्री	व्यक्ति	पुरुष	स्त्री	व्यक्ति	पुरुष	स्त्री
राजस्थान	61.03	76.46	44.34	55.92	72.96	37.74	76.89	87.10	65.42
गंगानगर	64.84	75.49	52.69	60.39	72.00	47.27	77.60	85.34	68.54
करणपुर	64.60	74.73	53.41	61.49	71.96	49.94	74.00	83.02	63.93
गंगानगर	72.83	81.97	62.23	63.54	75.00	50.80	81.02	87.90	72.74
सादुल शहर	64.80	76.74	50.77	63.44	75.83	48.76	72.15	81.81	61.33
पदमपुर	65.30	75.96	53.66	63.03	74.49	50.58	75.54	82.55	67.75
रायसिंह नगर	67.18	78.32	55.63	65.34	76.66	53.13	79.28	87.12	70.07
अनूपगढ़	59.90	71.13	47.38	57.24	69.17	44.06	72.54	80.18	63.62
घड़साना	38.70	71.69	44.09	57.62	70.90	42.72	74.49	83.10	64.60
विजय नगर	63.01	74.13	50.48	61.21	72.69	48.30	73.60	82.59	63.38
सूरतगढ़	58.01	68.53	45.34	53.58	64.65	40.06	73.15	82.21	62.78
हनुमानगढ़	65.72	77.41	52.71	63.65	75.97	50.00	73.82	83.00	63.40
संगरिया	64.45	74.72	53.10	59.40	70.54	47.14	79.61	87.14	71.17
टिब्बी	64.06	75.37	51.58	64.06	75.37	51.58	--	--	--
हनुमानगढ़	66.03	76.63	54.06	60.57	72.39	47.37	75.62	83.97	66.00
पीलीबंगा	63.76	75.66	50.56	62.72	75.10	49.06	68.17	78.02	57.01
रावतसर	62.64	75.34	48.62	62.00	74.92	47.80	65.75	77.37	52.67
नोहर	67.40	79.54	53.94	66.30	78.94	52.34	73.22	82.68	62.50
भादरा	68.50	81.53	54.09	67.65	81.01	52.87	73.74	74.79	61.62
बीकानेर	57.54	70.78	42.55	46.33	61.92	28.83	76.17	85.38	65.62
बीकानेर	70.11	80.78	56.96	48.88	64.78	31.31	76.58	85.56	66.25
पूगल	36.82	50.81	20.44	36.82	50.81	20.44	--	--	--
लूणकरणसर	48.42	63.74	31.60	48.42	63.74	31.60	--	--	--
कोलायत	41.34	55.85	24.64	41.34	55.85	24.64	--	--	--
नोखा	52.49	69.70	33.49	48.90	67.14	28.78	71.51	83.18	58.53
खाजूवाला	53.50	67.50	37.20	53.50	67.50	37.20	--	--	--
छतरगढ़	39.67	52.43	25.21	39.67	52.43	25.21	--	--	--
चूरु	66.97	79.52	53.87	65.29	78.63	51.45	71.15	81.71	59.95
तारानगर	71.68	81.99	60.82	72.11	82.01	61.68	69.30	81.89	56.07
राजगढ़	72.73	84.22	60.52	71.99	83.55	59.75	76.52	87.57	64.51
सरदार शहर	60.17	71.91	47.79	59.75	75.12	43.60	61.38	63.73	58.84
चूरु	70.04	83.26	56.21	66.67	80.19	52.87	74.41	87.13	60.66
डूंगरगढ़	61.57	76.13	46.22	58.36	74.16	41.71	83.76	83.59	63.35
रतनगढ़	67.56	80.79	54.12	65.28	78.74	51.80	71.56	84.35	58.27
सुजानगढ़	65.77	78.83	52.34	62.65	76.27	48.74	71.49	83.47	59.00

## राज्य, जिला एवं तहसील स्तर पर साक्षरता-2001

राज्य/जिला तहसील	साक्षरता दर								
	कुल			ग्रामीण			शहरी		
	व्यक्ति	पुरुष	स्त्री	व्यक्ति	पुरुष	स्त्री	व्यक्ति	पुरुष	स्त्री
भीलवाड़ा	51.09	68.12	33.47	44.59	62.85	26.09	75.21	86.81	62.29
आसीन्द	43.56	62.95	24.70	41.93	61.57	22.93	65.11	80.56	49.00
हुरडा	58.63	75.98	39.96	51.88	70.79	32.11	82.92	93.54	70.26
शाहपुरा	47.70	64.23	30.36	42.82	60.13	24.59	72.74	85.57	59.56
बनेडा	50.12	68.03	31.87	50.12	68.03	31.87	--	--	--
माण्डल	43.19	62.75	24.62	43.19	62.75	24.62	--	--	--
राधपुर	42.58	62.75	24.21	24.58	62.19	24.21	--	--	--
सहाडा	48.01	67.28	30.08	44.13	63.56	26.44	69.99	86.88	52.24
भीलवाड़ा	65.79	79.49	50.76	45.87	64.76	26.41	77.14	87.50	65.36
कोटडी	39.48	55.71	22.53	39.48	55.71	22.53	--	--	--
जहाजपुर	51.28	69.30	32.07	49.11	67.31	29.67	70.07	86.73	52.65
माण्डलगढ	44.71	60.19	28.10	42.50	57.96	25.87	58.64	74.37	42.06
बिजोलिया	50.28	66.77	32.19	45.47	63.02	26.09	75.41	86.76	63.40
शुशुनू	73.61	86.61	60.10	73.24	86.36	59.80	75.00	87.51	61.28
शुशुनू	74.81	87.72	61.64	75.46	88.57	62.46	73.46	86.04	59.85
धिडावा	74.25	87.14	60.55	72.43	85.90	58.43	80.14	90.94	67.76
बुहाना	77.41	89.92	64.48	77.41	89.92	64.48	--	--	--
खेतडी	68.67	82.73	53.63	65.85	80.46	50.40	83.16	94.03	70.83
नवलगढ	69.47	84.81	53.83	69.68	85.44	53.78	68.85	83.01	54.00
उदयपुरवाटी	76.78	86.93	66.34	77.66	87.17	67.95	69.30	84.99	52.31
अलवर	62.48	78.91	43.95	58.88	76.54	39.16	82.27	91.50	71.24
बहरोड	74.68	89.27	59.03	74.00	88.96	58.05	83.04	92.90	71.62
माण्डावर	69.29	85.07	52.37	69.29	85.07	52.37	--	--	--
कोटकासिम	69.29	85.26	52.73	69.69	85.26	52.73	--	--	--
तिजारा	58.43	74.47	38.50	53.14	70.37	32.81	79.26	88.93	64.49
पिंशानगढवांस	61.96	77.52	44.72	55.81	73.57	36.27	78.66	88.15	67.97
रागगढ	52.67	71.41	31.96	52.67	71.41	31.96	--	--	--
अलवर	68.97	82.74	53.14	54.74	73.43	33.47	83.80	92.34	73.86
बानसूर	58.15	75.04	39.51	58.15	75.04	39.51	--	--	--
थानागाजी	48.07	67.80	26.20	48.07	67.08	26.20	--	--	--
राजगढ	57.83	76.95	36.14	56.05	75.60	33.90	76.97	91.46	60.40
लक्ष्मणगढ	55.92	74.48	34.94	54.95	71.79	33.63	77.30	89.81	63.53
कटूमर	61.45	79.01	41.12	59.37	77.68	38.13	85.43	94.34	75.24
भरतपुर	64.24	81.39	44.12	61.44	79.95	39.62	75.18	87.08	61.47
पहाडी	54.22	72.80	33.43	54.22	72.80	33.43	--	--	--
कामा	51.11	68.95	30.44	46.49	65.42	24.54	68.78	82.40	52.97
नगर	59.86	77.66	39.45	58.46	76.70	37.56	70.85	85.12	54.28
डीग	61.71	79.12	41.24	58.54	77.36	36.34	73.20	85.61	58.85
नदबई	69.67	87.49	48.70	68.76	87.36	46.43	76.14	88.36	61.89
म्हेर	67.33	85.18	45.45	67.52	85.82	46.09	65.87	80.33	49.22
भरतपुर	73.56	87.17	57.67	67.89	85.91	46.66	77.93	88.15	56.08
वेर	63.36	82.35	41.13	61.68	81.32	38.31	72.76	88.44	56.08
बयाना	60.22	78.03	38.17	57.27	76.08	33.74	76.33	89.49	61.18
रूपवास	67.72	84.97	47.27	67.72	84.97	57.27	--	--	--

## राज्य, जिला एवं तहसील स्तर पर साक्षरता-2001

राज्य/जिला तहसील	साक्षरता दर								
	कुल			ग्रामीण			शहरी		
	व्यक्ति	पुरुष	स्त्री	व्यक्ति	पुरुष	स्त्री	व्यक्ति	पुरुष	स्त्री
गोलपुर	60.77	78.85	42.36	59.22	75.29	39.37	67.48	78.35	54.87
गोडी	61.87	77.41	42.82	61.87	77.41	42.82	--	--	--
बाडी	58.77	73.36	40.58	56.87	72.55	36.84	64.17	75.76	50.69
सेपउ	60.82	77.62	40.65	60.82	77.62	40.65	--	--	--
धौलपुर	62.41	76.69	45.31	57.73	74.62	37.04	70.80	80.59	59.65
राजखेड़ा	58.61	73.56	39.93	57.79	73.08	38.49	61.68	75.43	45.17
<b>करौली</b>	<b>64.59</b>	<b>80.93</b>	<b>45.44</b>	<b>63.62</b>	<b>80.45</b>	<b>43.84</b>	<b>70.22</b>	<b>83.81</b>	<b>54.65</b>
टोडाभीम	62.96	82.46	40.70	62.29	81.09	39.72	69.10	86.93	49.44
नादोली	65.04	81.93	46.16	56.04	81.93	46.14	--	--	--
हिन्डान	73.93	87.29	58.23	73.89	87.591	57.83	74.05	86.65	59.39
करौली	59.45	76.32	39.37	57.54	75.48	35.89	65.62	79.11	50.24
मण्डायल	55.49	73.77	32.90	55.49	73.77	32.90	--	--	--
सपोटरा	59.28	75.90	39.57	59.28	75.90	39.57	--	--	--
<b>दौसा</b>	<b>62.75</b>	<b>80.31</b>	<b>43.15</b>	<b>61.02</b>	<b>79.19</b>	<b>40.83</b>	<b>77.13</b>	<b>90.12</b>	<b>62.54</b>
बसवा	67.35	83.03	49.89	66.22	82.23	48.43	84.51	95.00	72.49
महुआ	66.71	83.44	47.59	65.00	82.35	45.15	76.82	89.95	61.96
सिकराय	62.37	79.28	43.63	62.37	79.28	43.63	--	--	--
दौरा	62.10	80.60	41.39	58.37	78.31	36.15	77.63	90.07	63.47
लालसोट	56.07	75.73	34.73	54.24	74.49	32.30	71.79	87.34	55.29
<b>जयपुर</b>	<b>70.63</b>	<b>83.58</b>	<b>56.18</b>	<b>62.96</b>	<b>79.96</b>	<b>44.42</b>	<b>78.09</b>	<b>87.03</b>	<b>67.89</b>
कोटपूतली	72.79	85.05	59.41	71.76	84.04	58.41	80.17	92.19	66.73
विराटनगर	66.36	80.72	50.40	66.90	80.69	51.55	62.67	80.94	42.60
शाहपुरा	66.05	82.40	47.94	65.50	81.84	47.39	69.82	86.30	51.72
चौमू	67.68	84.68	49.24	66.24	83.67	47.39	75.30	89.92	59.11
फुलेश	67.72	82.99	51.34	65.33	81.14	48.40	76.38	89.67	62.03
दूदू	53.12	72.28	32.64	53.12	72.28	32.64	--	--	--
फागी	60.92	76.65	43.83	60.92	76.65	43.83	--	--	--
सांगानेर	63.08	80.64	43.74	62.86	80.70	43.38	63.94	80.30	45.87
जयपुर	78.23	86.79	68.44	66.68	82.09	49.73	78.65	86.96	69.14
आभेर	59.82	79.54	38.11	59.82	79.52	38.11	--	--	--
जमवारामगढ़	62.87	80.05	43.93	62.87	80.05	43.93	--	--	--
बस्सी	59.07	79.19	36.96	59.07	79.19	36.96	--	--	--
चाकसू	54.06	73.096	32.38	51.93	72.40	29.66	65.66	82.41	47.30
<b>सीकर</b>	<b>71.19</b>	<b>85.20</b>	<b>56.70</b>	<b>70.39</b>	<b>84.74</b>	<b>55.70</b>	<b>74.23</b>	<b>86.91</b>	<b>60.60</b>
फतेहपुर	73.13	85.77	60.55	74.09	86.39	61.98	71.76	84.50	58.42
लक्ष्मणगढ़	74.29	87.24	61.08	74.77	87.60	61.84	71.86	85.51	57.16
सीकर	71.21	85.66	56.11	68.59	84.66	52.11	75.97	87.43	63.59
दातारामगढ़	70.65	84.89	56.24	70.80	84.93	56.47	68.67	84.43	53.13
श्रीमाधोपुर	70.53	84.72	55.80	59.81	83.97	55.26	74.48	88.64	58.82
नीम का थाना	68.67	83.47	52.73	67.60	82.66	51.47	79.74	91.65	66.23



## राज्य, जिला एवं तहसील स्तर पर साक्षरता-2001

राज्य/जिला तहसील	साक्षरता दर								
	कुल			ग्रामीण			शहरी		
	व्यक्ति	पुरुष	स्त्री	व्यक्ति	पुरुष	स्त्री	व्यक्ति	पुरुष	स्त्री
नागौर	58.26	75.33	40.45	55.92	73.66	37.58	69.37	83.06	54.48
लाडनू	63.86	80.59	46.72	60.68	78.72	42.38	72.54	85.61	58.79
डीडवाना	64.60	81.40	47.63	63.62	80.84	46.46	70.71	84.74	55.29
जायल	51.12	69.46	32.19	51.12	69.46	32.19	--	--	--
नागौर	54.75	72.28	36.21	48.51	67.48	28.69	63.94	80.79	49.94
खीवसर	45.52	64.39	25.80	45.52	64.39	25.80	--	--	--
मेड़ता	56.19	74.77	36.30	54.02	73.27	33.55	71.8	85.45	56.93
डेगाना	53.61	71.53	35.57	52.82	70.79	34.63	75.79	89.20	60.63
पर्वतसर	57.09	73.21	40.43	55.92	72.16	39.08	72.44	86.25	56.28
मकराना	63.64	78.87	47.36	61.81	78.17	44.92	67.68	80.37	53.82
नावा	64.57	80.05	48.16	62.54	78.68	45.52	72.33	85.24	58.34
बांसवाड़ा	44.22	60.24	27.86	40.78	57.49	23.78	84.80	92.13	77.03
घाटोल	35.92	52.83	18.98	35.92	52.33	18.98	--	--	--
गढी	53.24	70.15	36.34	51.98	69.25	34.71	81.46	90.79	72.43
बांसवाड़ा	52.31	67.25	36.74	41.28	58.74	23.25	85.03	92.06	77.50
बागीदौरा	40.84	57.27	24.03	40.84	57.27	24.03	--	--	--
कुशलगढ़	37.53	52.79	21.84	35.54	51.07	19.59	86.07	93.98	77.69
जोधपुर	57.38	73.86	39.18	46.88	66.94	25.10	76.37	86.12	65.28
फलोदी	49.03	66.36	29.87	46.26	65.30	26.75	69.66	82.83	55.02
ओसिया	44.66	64.98	22.64	44.66	64.98	22.64	--	--	--
भोपालगढ़	45.34	67.10	22.39	45.34	67.10	22.39	--	--	--
जोधपुर	72.85	83.82	60.38	52.12	72.23	29.80	77.56	86.51	67.43
शेरगढ़	42.39	62.99	19.65	42.39	62.99	19.65	--	--	--
लूणी	53.17	72.92	32.16	53.17	72.19	32.16	--	--	--
बिलाड़ा	54.87	75.13	33.27	50.45	71.35	28.18	65.78	84.44	45.84
जैसलमेर	51.40	66.89	32.25	47.02	63.09	27.45	73.99	85.70	58.33
जैसलमेर	55.29	69.95	35.96	46.59	62.73	25.68	75.70	86.46	60.92
पोकरन	48.89	74.71	30.41	46.99	62.88	28.50	68.60	83.21	50.72
फतेहगढ़	47.99	64.40	27.86	47.99	64.40	27.86	--	--	--
बाड़मेर	59.65	73.64	43.91	58.14	72.15	42.43	77.19	90.52	61.54
शिव	57.63	72.64	39.80	57.63	72.64	39.80	--	--	--
बायतु	56.71	70.91	41.28	56.71	70.91	41.28	--	--	--
पंचभद्रा	59.12	75.27	41.36	55.13	71.90	36.97	75.21	88.41	59.80
सिवाना	59.54	74.35	43.56	59.54	74.35	43.56	--	--	--
गुढामलानी	65.50	77.05	52.90	65.50	77.05	52.90	--	--	--
बाड़मेर	67.06	80.94	50.70	61.92	76.08	45.33	78.63	92.04	62.80
रामसर	51.76	66.71	34.33	51.76	66.71	34.33	--	--	--
चौहटन	52.57	65.62	37.50	52.57	65.62	37.50	--	--	--

## राज्य, जिला एवं तहसील स्तर पर साक्षरता-2001

राज्य/जिला तहसील	साक्षरता दर								
	कुल			ग्रामीण			शहरी		
	व्यक्ति	पुरुष	स्त्री	व्यक्ति	पुरुष	स्त्री	व्यक्ति	पुरुष	स्त्री
जालौर	46.51	65.10	27.53	44.81	63.52	25.88	66.33	82.61	47.97
साहिला	41.76	60.37	22.86	41.76	60.37	22.86	--	--	--
अहौर	52.01	69.51	35.45	52.01	69.51	35.45	--	--	--
जालौर	49.01	67.31	30.30	42.86	61.77	24.10	71.087	86.37	55.18
भीनमाल	44.18	64.08	24.37	39.76	59.92	20.16	64.09	81.66	44.62
बागौर	39.57	58.93	19.77	39.57	58.93	19.77	--	--	--
सांचौर	46.99	65.72	27.09	46.00	64.8	26.09	59.74	77.16	40.27
रानीवाड़ा	47.43	65.32	28.45	47.43	65.32	28.45	--	--	--
सिरोही	54.39	70.58	37.37	48.97	65.91	31.47	77.96	89.76	64.44
शिवगंज	55.54	71.44	39.28	49.51	66.0	32.75	78.94	91.87	65.23
सिरोही	55.19	73.22	37.45	48.75	67.9	30.51	76.84	89.74	62.53
पिण्डवाड़ा	53.77	71.02	37.66	52.73	69.0	35.65	71.95	87.47	54.94
आबुरोड़	58.21	72.03	42.56	43.55	59.4	26.41	79.95	89.72	68.08
रेवदर	48.32	65.46	30.24	48.32	65.4	30.24	--	--	--
झालावाड़	57.98	74.29	40.39	54.13	71.4	35.51	80.34	90.58	69.09
खानपुर	66.17	83.50	47.17	66.17	83.50	47.17	--	--	--
झालरापाटन	61.32	76.72	44.67	62.17	70.2	32.81	82.18	91.43	72.04
इकलेरा	48.37	64.80	30.37	44.48	61.4	25.95	74.10	87.15	59.65
मनोहरथाना	46.41	63.99	27.43	43.59	61.7	23.99	77.79	89.24	65.58
पंचपहाड़	60.27	77.13	42.01	54.01	72.6	34.11	79.97	90.93	67.58
पिडावा	66.18	81.20	50.23	65.33	80.6	49.01	79.15	69.20	68.64
मंगंधार	47.63	64.59	29.74	45.68	63.0	27.43	80.41	90.70	69.26
पाली	54.92	73.06	36.70	50.39	69.3	31.76	71.01	85.40	55.27
जैतारण	48.92	68.67	28.98	46.77	66.5	26.68	69.38	85.38	51.78
रायपुर	50.37	71.03	29.66	50.37	71.0	29.66	--	--	--
सोजत	56.76	76.30	37.24	52.02	72.7	31.78	71.21	86.54	54.75
रोहट	51.24	71.31	30.91	51.24	71.3	30.91	--	--	--
पाली	64.17	80.05	47.15	49.20	68.4	30.27	73.43	86.75	58.37
मारवाड़ जंक्शन	51.53	71.11	32.44	49.99	69.8	30.73	77.31	91.21	62.39
देसुरी	53.33	70.45	37.27	51.72	68.9	35.78	61.11	77.38	44.75
सुमेरपुर	56.73	73.88	39.54	52.69	70.4	35.36	68.38	83.44	52.19
बाली	54.01	70.10	38.12	50.34	66.6	34.53	70.55	85.27	54.99
अजमेर	65.06	79.96	49.10	53.09	72.6	32.72	81.69	89.89	72.58
किशनगढ़	59.11	74.74	42.30	51.04	68.8	32.23	73.81	85.38	61.04
अजमेर	76.64	86.54	65.80	54.80	74.9	33.03	83.97	90.39	76.91
पिसांगन	51.83	71.04	31.72	51.83	71.04	31.72	--	--	--
ब्यावर	78.27	91.54	64.54	74.41	90.85	58.02	82.72	92.27	72.39
मसूदा	58.75	78.60	37.86	54.63	76.35	31.93	80.75	90.36	70.27
नसीराबाद	61.56	79.31	41.05	49.79	71.10	27.30	86.48	94.61	75.08
भिनाय	44.73	65.91	22.87	44.73	65.91	22.87	--	--	--
सरवाड़	45.04	63.52	25.80	43.25	61.94	23.86	57.80	74.65	39.81
केकड़ी	52.52	71.86	32.39	47.14	67.95	25.57	74.04	87.33	59.94

## राज्य, जिला एवं तहसील स्तर पर साक्षरता-2001

राज्य/जिला तहसील	साक्षरता दर								
	कुल			ग्रामीण			शहरी		
	व्यक्ति	पुरुष	स्त्री	व्यक्ति	पुरुष	स्त्री	व्यक्ति	पुरुष	स्त्री
टोंक	52.39	71.25	32.30	447.77	68.41	25.62	69.57	81.65	56.82
मालपुरा	50.66	69.16	31.80	446.92	66.24	26.49	74.49	87.58	60.48
पीपलू	45.05	66.38	22.39	445.05	66.31	22.39	--	--	--
निवाई	56.30	74.27	37.36	550.97	71.01	29.16	78.27	88.73	68.55
टोंक	56.50	72.80	38.99	445.90	68.41	21.47	64.47	76.12	52.05
टोडारायसिंह	55.43	74.53	35.48	552.88	72.11	32.67	68.71	86.87	49.97
देवली	49.76	69.48	28.51	445.81	66.71	23.45	81.96	90.71	71.72
उनियारा	48.29	70.20	24.69	446.71	69.01	22.56	67.13	83.53	49.81
बून्दी	55.80	72.17	37.76	551.59	68.91	32.41	73.43	85.53	60.15
हिन्डोली	46.91	64.29	27.60	446.91	64.29	27.60	--	--	--
गैनवा	52.92	71.84	32.13	551.00	70.31	29.68	72.12	86.46	56.53
इन्द्रगढ़	61.59	78.57	43.13	556.07	73.91	36.46	74.75	89.60	58.85
केशवरायपाटन	59.77	76.46	41.55	556.33	73.81	37.22	68.48	83.09	52.49
बून्दी	58.44	72.78	42.58	552.11	68.11	34.39	75.19	84.99	64.32
बारा	60.37	76.86	42.18	557.43	74.81	38.21	74.50	86.77	61.11
मांगरौल	63.28	80.09	45.19	652.34	79.31	43.99	66.38	82.65	49.14
अन्ता	66.75	82.57	49.34	664.50	81.34	45.98	73.22	86.10	59.03
बारा	71.00	85.33	55.17	655.52	82.67	46.45	78.15	88.83	66.45
अटरू	63.71	81.30	44.29	653.42	81.14	43.82	68.72	84.19	52.22
किशनगंज	52.88	68.36	35.83	552.88	68.36	35.83	--	--	--
शाहबाद	52.99	69.80	34.03	552.99	69.80	34.03	--	--	--
छबड़ा	57.25	74.36	37.98	553.62	72.10	32.77	72.58	83.89	59.90
छीपाबड़ौद	51.78	70.53	31.48	448.83	68.27	74.83	88.49	60.42	--
उदयपुर	59.26	74.47	43.71	552.52	69.52	35.46	86.19	93.35	78.29
मावली	55.24	72.91	37.31	553.72	71.80	35.43	69.94	83.46	55.87
गोगुन्दा	50.12	67.74	32.32	50.2	67.74	32.32	--	--	--
कोटड़ा	24.52	37.55	11.14	224.52	37.54	11.14	--	--	--
झाडौल	59.26	74.73	43.43	559.26	74.73	43.43	--	--	--
गिर्वा	75.64	86.47	63.93	660.97	77.14	44.07	87.90	94.10	81.02
बल्लभनगर	62.61	78.54	46.47	660.82	77.09	44.49	74.53	87.85	60.17
दरियावद	37.61	54.34	20.90	335.22	52.30	18.21	80.21	89.84	70.12
सलुम्बर	59.80	76.02	44.27	557.38	74.16	41.44	87.58	96.54	78.26
सराड़ाया	57.08	75.73	38.97	555.34	74.55	36.82	86.97	94.55	78.58
खैरवाड़ा	57.60	76.86	38.53	555.78	75.68	36.17	86.63	94.84	77.82
डूंगरपुर	48.32	66.19	31.22	445.69	64.12	28.19	79.43	89.25	69.03
डूंगरपुर	51.83	69.66	34.14	446.95	65.92	28.52	87.66	94.96	79.24
आसपुर	44.21	62.74	27.61	444.21	62.74	27.61	--	--	--
सागवाड़ा	52.12	72.84	35.79	449.37	67.91	32.40	69.72	81.89	58.04
सीमलवाड़ा	41.06	58.67	23.49	411.06	58.67	23.49	--	--	--

## राज्य, जिला एवं तहसील स्तर पर साक्षरता-2001

राज्य/जिला तहसील	साक्षरता दर								
	कुल			ग्रामीण			शहरी		
	व्यक्ति	पुरुष	स्त्री	व्यक्ति	पुरुष	स्त्री	व्यक्ति	पुरुष	स्त्री
चित्तोडाढ़	54.37	71.82	36.45	49.11	67.91	29.98	81.01	91.06	70.19
राशनी	43.97	64.01	24.64	43.97	64.01	24.64	--	--	--
गंगार	47.18	65.83	28.23	47.18	65.83	28.23	--	--	--
बैगू	53.60	72.28	34.22	49.22	68.73	49.08	75.97	90.13	60.89
रावतभात	57.86	71.85	42.40	45.99	62.72	27.55	84.61	92.34	76.01
चित्तोडाढ़	62.01	77.12	46.08	50.36	68.66	31.58	81.86	91.06	71.73
कपासन	50.78	69.83	31.85	47.99	67.54	28.63	54.23	88.66	59.40
डूमल	47.93	67.60	28.62	47.93	67.60	28.62	--	--	--
भदैसर	47.53	66.53	28.33	47.53	66.53	28.33	--	--	--
निम्बहेड़	61.54	79.94	42.65	38.73	53.44	23.41	79.49	89.73	68.67
छोटी सदड़ी	56.23	74.61	37.35	51.83	71.27	31.89	81.86	93.98	69.32
बड़ी सारड़ी	49.64	68.81	30.57	45.01	65.16	25.13	76.07	88.99	62.52
प्रतापगढ़	57.75	72.83	42.00	52.53	68.97	35.45	85.35	92.98	77.18
अरनद	47.08	63.98	29.72	47.08	63.98	29.72	--	--	--
कोट	74.45	86.25	61.25	67.34	82.56	50.60	80.39	89.29	70.30
पीपल्दा	62.48	78.59	44.58	62.48	78.59	44.58	--	--	--
दिगोद	70.14	84.67	54.27	70.14	84.67	54.27	--	--	--
लाडपुरा	78.76	88.29	68.00	66.01	81.53	49.08	81.15	89.54	71.51
रामगज मण्डी	71.22	84.76	56.04	68.60	83.19	52.35	74.90	86.94	61.26
सांगोद	70.66	85.76	54.19	69.82	85.11	53.14	77.33	90.74	62.47
स.माधोपुर	57.34	76.75	35.44	53.24	74.13	29.69	74.23	87.54	59.17
गंगापुर	63.87	81.92	43.21	58.27	79.12	34.37	73.04	86.52	57.66
बामनवास	60.11	78.76	38.71	60.11	78.76	38.71	--	--	--
मलाला डूंगर	52.85	74.97	28.64	52.85	74.97	28.64	--	--	--
बाली	53.42	72.35	32.35	53.42	72.35	32.35	--	--	--
चौथ का बरवाड़ा	51.72	73.00	28.27	51.72	73.00	28.27	--	--	--
स.माधोपुर	59.36	79.32	37.15	48.97	73.31	22.03	75.38	88.30	60.63
खण्डर	43.59	63.15	20.94	43.59	63.15	20.94	--	--	--
राजस्मन्द	55.82	74.05	37.89	51.93	71.23	33.22	80.58	91.11	69.24
भीम	56.50	80.98	33.15	56.50	80.98	33.15	--	--	--
देवगढ़	54.63	73.10	37.15	49.46	68.85	31.44	77.82	91.31	64.01
आमेट	53.85	71.31	36.47	49.11	67.53	30.90	78.11	90.25	65.60
कुम्भतगढ़	46.45	65.71	28.21	46.45	65.71	28.21	--	--	--
राजस्मन्द	62.32	78.81	45.15	55.23	73.85	36.25	79.62	90.51	67.73
रेलमगरा	55.96	74.52	37.97	54.97	73.83	36.75	91.75	97.25	85.50
नाथद्वारा	56.49	71.80	41.32	50.41	67.01	34.30	83.34	91.77	74.16

NUEPA DC



D13819

