

NATIONAL PROGRAMME
OF
Mid Day Meal in Schools
{ MDMS }

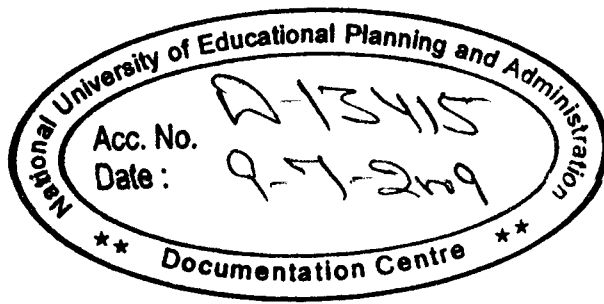
**ANNUAL WORK PLAN &
BUDGET, 2008-09**

STATE : HIMACHAL PRADESH

NUEPA DC



D13415



INDEX

Sr. No.	TITLE	PAGES
1. Introduction:		
1.1	Brief history, objectives and rationale of the Mid Day Meal Programme	1 – 3
1.2	Demographic profile of the State	4 - 6
1.3	Social and economic indicators in the State, including literacy rates, health indicators (IMR, MMR), sex ratio, poverty ratios, etc.	7 – 8
1.4	Nutrition status , including data on malnutrition, anemia, Vitamin A, other micro-nutrient deficiencies, etc.	9
1.5	School data, including ; (i) Number of Primary schools, Upper Primary schools, High schools (Government, EGS and AIE Centres), (ii) Enrollment (by category, gender for each stage), (iii) Drop-outs (by category, gender for each stage).	10 - 11
2. Description and assessment of the programme implemented in the current year (2007-08) with reference to :		
2.1	Calorific / protein value of the mid day meal provided along with menu prescribed.	12 -15
2.2	Regularity and wholesomeness of mid day meals served to children; reasons for programme interruptions, if any.	16
2.3	Number of children (class, category and gender wise) who participated in the programme, separately for Primary and Upper Primary in EBBs.	16
2.4	Foodgrains management , including adequacy of allocation, timeliness of lifting, transportation and distribution, and suitability of storage at different levels.	16 – 17
2.5	Central Assistance received and utilized towards ; (a) Cooking costs, (b) Kitchen shed construction, (c) Procurement of kitchen devices, (d) Management, monitoring and evaluation, (e) Transport subsidy.	18 - 19
2.6	State budget provisions and expenditure in 2007-08 towards : (a) Reimbursement of Central Assistance (b) State contribution	20
2.7	System for release of funds provided under cooking costs (Central and State)	21
2.8	System for procuring cooking ingredients (fuel, condiments, oil, etc.), Commodities, which are centrally purchased and supplied to schools or locally purchased at school level and rate of cooking cost per child per day provided at school level.	22 - 25
2.9	System for cooking, serving and supervising mid day meals in the school	26

2.10	Status of construction of kitchen sheds from (i) funds released under the Mid Day Meal Scheme. and (ii) funds from other development programmes, such as SGRY, BRGF, etc. Details of activities through convergence with other developmental programmes in provision of drinking water, toilets etc.,	27.
2.11	Status of procurement of kitchen devices from (i) funds released under the Mid Day Meal Programme (ii) other sources	28
2.12	Capacity building and training conducted for different categories of persons involved in the Mid Day Meal Programme under programmes of SSA, DIETs, etc.	28
2.13	Management Information System at School, Village/ Gram Panchayat, Block, District and State level.	29
2.14	Systems to ensure transparency and openness in all aspects of programme implementation, including interalia, foodgrains management, ingredients procurement, cooking and serving, appointment of cooking staff, construction of kitchen sheds, procurement of cooking devices.	29
2.15	Measures taken to rectify a) Inter-district low and uneven utilization of food grains and cooking cost b) Intra-district mismatch in utilization of food grains and cooking cost c) Delay in delivering cooking cost at school level and	30
2.16	Overall assessment of the manner in which implementation of the programme is contributing to the programme objectives and an analysis of strengths and weaknesses of the programme implementation.	30
2.17	Impact of Mid Day Meal Scheme such as increase in enrollment, attendance, retention, learning level etc., reduction in drop-out, increase in nutritional status etc.,	31
2.18	Details of Evaluation studies conducted and summary of its findings.	31 - 32
2.19	Brief write up on best practices followed in the State	32
2.20	Instances of unhygienic food served , children falling ill, sub-standard supplies, diversion/misuse of resources, social discrimination and safety measures adopted to avoid recurrence of such incidents.	33
2.21	Extent of involvement of NGOs and Civic Body Organizations (CBOs)/ PRIs.	33
2.22	Status of School Health Programme with special focus on provision of micro-nutrients, Vitamin-A, de-worming medicine, Iron and Folic acid, Zinc and recording of height, weight etc.,	33
2.23	Steps taken to strengthen the monitoring mechanism in the Village, Block, District and State level and status of constitution of SMCs at these levels. Details of such meetings.	33
2.24	Arrangement for departmental inspections to MDM centres and percentage of schools inspected and summary of findings and remedial measures.	33
2.25	Note on Action Taken on the findings of national level review meeting held at New Delhi on 9 -10th Oct. 2007.	34 -35
2.26	Feedback / comments in respect of report of Monitoring Institutions designated for you State / UT to monitor implementation of MDM and action taken thereon.	36
2.27	Summary Highlights of AWP&B (MDM) of the year 2008-09.	37 - 38

3. Action Plan for 2008-09.

Part- A : General Information

Table - 1	: Number of Children availing mid day meal, Staff employed under the MDM Scheme, Break up of nutritional content and cost per meal per child per day as per State norms.	39
Table - 2	: Details of provisions made in the State Budget 2008-09.	40
Table - 3	: District wise information on number of Institutions (Primary) under MDM Scheme.	41
Table - 3A	: District wise information on number of Institutions (Upper Primary) in EBBs under MDM Scheme.	42
Table - 3B	: District wise information on number of Institutions (Upper Primary) under MDM Scheme.	43
Table - 4	: District wise information on Enrollment and No. of children availing MDM (Primary) as on 30.09.07.	44
Table - 4A	: District wise information on Enrollment as on 30.09.07 and No. of children likely avail MDM (Upper Primary) during 2008-09.	45
Table - 5	: Anticipated School working days for schools and EGS/AIE centres (Primary) during April, 2008 and March 2009.	46
Table - 5A	: Anticipated School working days for schools and EGS/AIE centres (Upper Primary) during April, 2008 and March 2009.	47

Part - B : Progress during 2007-08 (01.04.07 to 31.12.07)

Table - 6	: District wise information on Lifting and Utilization of food grains at School level during 2007-08 (Primary).	48
Table - 6A	: District wise information on Lifting and Utilization of food grains at School level during 2007-08 (Upper Primary) in EBBs.	49
Table - 7	: District wise information on cooking cost released and utilization at school level during 2007-08 (Primary).	50
Table - 7A	: District wise information on cooking cost released and utilization at school level during 2007-08 (Upper Primary) in EBBs.	51
Table - 8	: Achievement in Kitchen sheds construction during 2007-08 (Out of MDM funds).	52
Table - 8A	: Achievement in Kitchen sheds construction during 2007-08 (Through Convergence).	53
Table - 9	: Achievement in procurement of Kitchen devices during 2007-08 (Out of MDM funds).	54
Table - 9A	: Achievement in procurement of Kitchen devices during 2007-08 (Through Convergence)	55

Part - C : Requirement for 2008-09

Table - 10	: Requirement of Central assistance towards food grains, cooking cost and Transport assistance for 2008-09 (Primary)	56
Table - 10A	: Requirement of Central assistance towards food grains, cooking cost and Transport. assistance for 2008-09 (Upper Primary)	57

Table - 11	: Requirement for Kitchen Sheds construction during 2008-09 (Primary)	58
Table - 11A	: Requirement for Kitchen Sheds construction during 2008-09 (Upper Primary).	59
Table - 12	: Requirement for procurement of Kitchen devices during 2008-09 (Primary).	60
Table - 12A	: Requirement for procurement of Kitchen devices during 2008-09 (Upper Primary)	61
Table - 13	: Central assistance towards Management, Monitoring and Evaluation cost (Primary + Upper Primary):	62
Table - 14	: consolidated Abstract of MDM scheme (Primary & Upper Primary) for the year 2008-09.	63

Achievement during 2007-08 and Action Plan for 2008-09.

(i)	<ul style="list-style-type: none"> • Central Assistance will also be given for a mid-day meal in primary schools during summer vacations in areas which are formally notified by the State Government as 'drought-affected', in accordance with its established procedure and guidelines of Government of India, if any. 	N.A
(ii)	<ul style="list-style-type: none"> • Since the notification is valid for a period of one year, the State Government may submit their Action Plan in the framework of Annual Work Plan & Budget itself. 	N.A
(iii)	<ul style="list-style-type: none"> • In case notification declaring an area as 'drought-affected' is issued at a time when summer vacation has already commenced or is about to commence, State Govt. should provide mid-day meal in primary schools located in such areas in anticipation of release of Central assistance. 	N.A

--- o o O o o ---

Mid Day Meal Scheme Annual Work Plan and Budget 2008-09

1. INTRODUCTION :-

1.1 Brief history, objectives and rationale of the Mid Day Meal Programme.

(I) Brief History :

- ↓ The National Programme of Nutritional Support to Primary Education {NPNSPE}, popularly called Mid-Day-Meal Scheme was launched on 15th August, 1995.
- ↓ This scheme was implemented initially in 13 CD Blocks, then, it was extended to 33 CD Blocks and finally, in all the 72 CD Blocks of the state.
- ↓ Under this scheme, due to financial constraints, Un-cooked Food Grains (RICE) @ 3kg per month per student, were being distributed to the children of classes I to V, with 80 % attendance for 10 academic months of the year, in all the Govt. / Govt. Aided Primary Schools and EGS centers under SSA of the entire state, till May, 2003.
- ↓ Thereafter, in compliance to the orders passed by Hon'ble Supreme Court of India in Civil Writ Petition 196 of 2001, titled as People's Union for Civil Liberties versus Union of India and Others, Government of Himachal Pradesh decided to provide a Hot Cooked Nutritious, Protein rich Mid Day Meal, supplemented with micro nutrients & iodized salt etc. to all the students of primary classes, in all the Govt. / Govt. Aided Primary Schools as well as EGS centers, of the state, on all the school days of the year, in a phased manner, so as to enhance the child's learning ability in order to achieve the targeted objectives, as envisaged in the NP-NSPE programme (MDM scheme) .
- ↓ The schools of the Scheduled (Tribal) Areas of the state were covered in the first phase, w. e. f 22nd May, 2003 and in the second phase, all the remaining Government and Government Aided primary schools as well as EGS centers of the Non Tribal Areas of the state were covered w.e.f. 01-09-2004.
- ↓ Govt. of India vide its letter No.F-1/2007-desk (MDM) of dated 27.9.2007 allowed the extension of Mid Day Meal Scheme to **Upper Primary Stage (Classes VI - VIII)** in Govt. (including local body) Govt. aided Primary Schools and EGS / AIE centres in 5 (Five) Educationally Backward Blocks of the State viz. : Pangi, Tissa, Salooni and Mehla of Chamba District and Shillai Block of Sirmour district w.e.f the year 2007-08. It was also mentioned that the said programme will be extended to all the areas across the country from the year 2008-09.

It was also decided by GOI that the said extension (in 5 EBBS) of MDM Scheme in Upper Primary Stage will be effective w.e.f 01.10.2007, but due to the Assembly Elections in the state and closure of schools for winter vacation w.e.f 01.01.2008, the MDM Scheme could not be extended to Upper primary stage w.e.f. the stipulated date i.e. 01.10.2007. The State proposes to extend the MDM Scheme to Upper primary stage w.e.f the year 2008-09 all over the state .

(II) Objectives :

- ↓ The National Programme of Nutritional Support to Primary Education {NPNSPE}, popularly called Mid-Day-Meal Scheme was launched on 15th August, 1995, with the twin objectives of ;
- ↓ **Boosting Universalisation of Primary /upper primary education by increasing enrolment, retention and attendance and**
- ↓ **Simultaneously impacting on Nutritional status of children studying in I-V and VI - VIII classes.**

(III) Rationale :-

A. Primary Schools

- ↓ Under this scheme, Un-cooked (RICE) @ 3kg per month per student, was being distributed to the children of classes I to V, with 80 % attendance for 10 academic months of the year, in all the Govt. / Govt. Aided Primary Schools and EGS centres under SSA of the entire state, till May, 2003.
- ↓ Thereafter, in compliance to the orders passed by Hon'ble Supreme Court of India, Government of Himachal Pradesh decided to provide a Hot Cooked Nutritious, Protein rich Mid Day Meal, supplemented with micro nutrients & iodized salt etc. to all the students of primary classes, in all the Govt. / Govt. Aided Primary Schools as well as EGS centers, of the state, on all the school days of the year, in a phased manner.
- ↓ Accordingly, in the first phase, schools of the Scheduled (Tribal) Areas of the state w. e. f 22ND May, 2003 and in the second phase all the targeted students of all the remaining Government and Government Aided primary schools of the Non- Tribal Areas of the state, were covered w.e.f. 01-09-2004 by providing rice based hot cooked meal @ 100 gms of rice per child per school day .
- ↓ Under this programme, rice provided free of cost by GOI, is lifted from the identified FCI distribution Centers by the identified Nodal Transport Agency of the state i.e. Himachal Pradesh State Civil Supplies Corporation (HPSCSC), and transported to the ultimate distribution points i.e. the preparation centers, on the authorization from the respective Deputy Commissioners of different districts. The GOI reimburses the transportation Subsidy cost @ Rs. 100/- per quintal as transportation subsidy to the Nodal Transportation Agency of the State which has been enhanced to Rs.125/- per quintal, vide its letter of dated 27.09.2007.
- ↓ Under this programme Cooked Mid Day Meal is being served to the children either through Anganwari Centres of ICDS / Mahila Mandals OR through concerned primary schools at places where ICDS Centres and Mahila Mandals are unable to implement, by using the services of water carriers, if so, available in coordination with the local community, MTA / PTA / NGO's / women's Self-Help-Group etc.
- ↓ Rice is made available free of cost to the identified implementing agency engaged to serve the hot cooked meal to the targeted children. Other provisions shall be procured locally from the local PDS /Fair Price Shops on the rates fixed for such Fair price Shop. However, if the location of the school is outside the village, where Fair price Shop is located more than 2 kms away from such village extra transportation cost is also allowed per rates fixed by Local Administration.
- ↓ The school committees have also been authorized to decide the weekly menu to be served in the school keeping in view of the choice and liking of the children of the area, in order to make the meal more acceptable.
- ↓ Under this Cooked Mid Day Meal programme up to 31.08.2006, the average conversion / cooking cost allowed by the State was @ Rs. 1.76 per child per school day. But, w.e.f 1.09.2006, due to cost escalation and to make the meal more wholesome, more nutritious and more varied to the liking of the children, the conversion / cooking cost has been increased to Rs 2.50 per child per school day. Out of which, Rs. 1.50 is shared by GOI and Rs. 1.00 is being borne by the State.
- ↓ The school committees have been advised to use fresh seasonal vegetables and include fruits & eggs within the approved cost ceiling of Rs. 2.50 per child per school day.
- ↓ In order to make the school environment. healthy and pollution free and in the interest of environmental protection, less polluting fuels have been encouraged by the state. With this objective, gas based cooking has been preferred in schools. wherever possible and each school has been asked to procure gas

connection / gas stove along with cylinder out of the grants @ Rs. 2000/- released to each school under SSA.

However, at places where Gas supply is not easily available use of Kerosene stoves has been allowed and in the last alternative where both Gas & Kerosene are a problem use of firewood has been allowed.

- The scale of fuel charges has been fixed at par with that of ICDS centers i.e. Rs.0.40 per child per day.
- The Anganwari workers / Part Time Water Carriers /the cooks and helpers have been engaged for cooking and serving the meals under this MDM scheme.
- The number of Cooks & helpers engaged per school is ONE OR more than ONE depending upon the enrolment of the school as well as the quantum of work involved. However, the maximum Honorarium allowed ranges from Rs. 200 to Rs. 1600 per school depending upon the quantum of work e.g. up to an enrolment slab of 5 children the honorarium allowed is @ Rs. 200/-, for 6-15 children @ Rs.400/-, for 16-30 children @ Rs. 600, for 31 to 120 children @ 800/-, for 121 to 270 children @ 1200/-and for schools having enrolment above 270 the scale at which honorarium allowed is @ Rs. 1600/-per school.
- The GOI has released Rs.2059.80 lakhs for the construction of 3433 kitchen sheds which are being constructed in convergence with SSA.
- Also SSA is constructing 88 Kitchen sheds from its own resources for the new primary schools, out of which the construction in 50 schools has been completed ,30 schools is in progress, while the construction in 8 schools is yet to be started.
- Further, in order to ensure the monitoring of the MDM Scheme, the Steering-Cum-Monitoring Committees at State Level, District and Block level have been constituted. Besides this, School Committees at School Level have also been constituted.
- **In Himachal Pradesh, the Mid Day Meal Scheme is being implemented in all the 11020 Govt./ Govt. Aided Primary Schools / EGS Centers of the state covering 500983 children by involving different agencies.**

B. Upper primary Schools

- The state of H.P was allowed by Govt. of India vide its letter No.F-1/2007-desk (MDM) of dated 27.9.2007, the extension of Mid day Meal Scheme to Upper primary Stage (Classes VI - VIII) in Govt. (including local body) Govt. aided Primary Schools and EGS / AIE centres in 5 (Five) Educationally Backward Blocks of the State viz. : Pangti, Tissa, Salooni and Mehla of Chamba District and Shillai Block of Sirmour district w.e.f 01-10-2007. It was also been mentioned in the above referred letter that the said programme will be extended to all areas across the country from the year 2008-09.
- But, due to the Assembly Elections in the state and closure of schools for winter vacation w.e.f 01.01.2008 the MDM Scheme could not be extended to Upper primary stage w.e.f. the stipulated date i.e. 01.10.2007.
- But, in compliance to the Joint Secretary (EE-I), Govt. of India, Ministry of Human Resource & Development, department of School Education & Literacy D.O letter No. 9-1/2008-EE-2(MDM)of dated 14-01-2008, requiring the submission of the project proposals for Mid Day Meal programme separately for the Lower Primary and Upper Primary stages (classes I to VIII) for the entire state, in place of the above said 5 (Five) Educationally Backward Blocks, w.e.f. the year 2008-09, the draft project proposal to extend the existing MDM programme to the Upper Primary classes i.e. (VI-VIII) of all the 4262 Middle Units of the Govt./Govt. Aided Sr. Sec. / High / Middle Schools as detailed at Table –1.5B, to benefit around 350874 Students of the entire state w.e.f. year 2008-09, submitted to the Govt. of Himachal Pradesh vide Department of Elementary Education letter No. EDN-H (FE) (4) 4 - 31/2007-MDM (EBBS) VI-VIII dated 10.3.2008, is under consideration of the State Govt.

1.2 Demographic profile of the State

- ↓ Himachal, meaning the land of snow, located 450 km north of Delhi is one of the most beautiful states of Indian union. Enchanting hills, deep and green valleys, popular pilgrim centers, unexplored regions bathed in pristine beauty, culturally unique and rich tribal areas, gurgling streams and alpine flora all beckon the travelers.
- ↓ Himachal has everything for everyone for all seasons. From casual visitor to a devout pilgrim; from those seeking a break from the busy city life to the solitude lover; from easy holiday makers to those who want to rough it out everyone can take their fill. Adventure seekers can choose from trekking, mountaineering, rock climbing, white water rafting, para gliding, angling and skiing including heli-skiing. **Idyllic landscape**, serene environment, cool pollution free refreshing air and pure natural bliss-Himachal waits to be felt, explored, enjoyed and cherished. Small hill villages located across high rising mountain passes that remain blocked for nearly six months in a year, ancient temples dating back to the seventh century; pre-Aryan rituals, customs and traditions; high altitude glacial lakes; national parks and wild life sanctuaries- all join together to create a magic spell.
- ↓ From fertile plains to lush green meadows and from thick forests to barren mountains the landscape is rich and varied. Elevation ranges from 350m in the plains of Kangra and Una to 7000m in the high hills of Lahaul and Spiti. Dharamsala receives second highest rainfall in the country whereas Lahaul and Spiti valleys go without rains.
- ↓ Culture is as diverse as the landscape. More than 2000 deities, local gods and goddesses are worshipped in the state and almost every village has its own deity. These gods speak through the chosen ones called *chelas* and *gurus* who regulate the lives of hill people. The dialect changes after every few kilometers and customs and traditions also vary. Numerous fairs and festivals are held around the year celebrating the spirit of life in the most taxing circumstances. People are god fearing and hospitable. There is a wondrous mix of tradition and modernity.

A. The land

- ↓ Himachal extends from the plains of Punjab and Haryana to the permanent snow covered Himalayan mountain ranges. The Shivaliks take off from the plains and gentle hills roll one by one and rise in altitude as one approaches Himachal from the plains. The Shivalik, Dhauladhar, Pir Panjal and Great Himalayan ranges run almost parallel to each other and shape the deep valleys irrigated by numerous perennial streams and rivers. The valleys of Kullu and Kangra receive plenty of monsoon rains but the valleys of Lahaul, Pangi, Spiti and Kinnaur that lie beyond Pir Panjal receive very little rains.
- ↓ Several perennial rivers originate in the state. Main rivers that rise in Himachal are Beas, Ravi, Chandrabhaga, Pabbar, Giri, Baira and Siul. The Satluj enters in Kinnaur district from Tibet and flows through many districts before entering Punjab. The Yamuna flows on the western border of Himachal in Sirmour district.

B. The origins

- ↓ It is believed that the Kolorian people of Gangatic plains were the original inhabitants of the Himalayan hills who were pushed north by the people of Indus Valley (2250-1750 B.C). The earliest texts of Aryans composed around 1000 BC referred to the hill people as Dasas, Dasyus and Nishadas. In later works these people living in the Himalaya have been called Kinnars, Nagas and Yakshas.
- ↓ The Khashas, a group of Aryans coming from Khashgar, Gilgit and Kashmir spread throughout Himalayan region of Kangra, Kullu, Mahasu, Chamba, Gharwal, Kumaun and Nepal. They established small principalities in the hills.
- ↓ The Mahabharata refers to four Janpadas in the Himalaya- Audumbara, Trigarta, Kuluta and Kulind founded by Khasas. Of these Trigarta and Kuluta are identified with present day Kangra and Kullu. Trigarta finds mention in the Mahabharata, the Vedas and the work of Panini. Rivers of Himachal Chenab (Chandrabhaga), Ravi, Beas and Satluj are mentioned in the Vedic literature as Asikini, Parushni, Vipasha and Shatudri respectively.

C. Post independence

- ↓ On 15th April 1948 Himachal came into existence as the Chief Commissioner's province and became a Part C State of Indian Union on 26th January 1950. Bilaspur State was merged with Himachal Pradesh on 1st July 1954. Himachal Pradesh got the status of Union Territory on 1st November 1956. Kangra and most of the other hill areas of Punjab were merged with H.P. on 1st November 1966.
- ↓ On 18th December 1970 the State of Himachal Pradesh Act was passed by Parliament and the new state came into being on 25th January 1971 as the eighteenth state of Indian Union.

D. Language and dialects

- ↓ Hindi is spoken and understood throughout the state. English is also understood and spoken by a large number of people in all towns and most of the villages. Generally both Hindi and English are used in milestones, signposts and signboards.
- ↓ Western Pahari, which is commonly known as Pahari, is spoken by over 90% of the population. It is a Hindi dialect derived from Sanskrit and Prakrit. The main dialects of Pahari have been enumerated as Mandiali (Mandi district), Chambiali (Chamba district), Sirmouri (Sirmour district), Kulvi (Kullu district), Kangri (Kangra, Hamirpur, Una), Mahasuvi (Shimla and Solan), Pangwali (Pangi), Gadi (Bharmour). Formerly Pahari was written in Tankri script but at present, it is written in Devnagri script. People of Kinnaur and Lahaul and Spiti speak the dialects that match the Tibetan and Bhoti languages.

E. Economy

- ↓ Agriculture, horticulture and animal husbandry are main occupations of the people. While upper Himachal is famous for apple, apricot and walnut the lower part of the state has its niche in citrus fruit. As landholdings are small and hill farming is incapable of mass production people are shifting to cash crops. Seed potato, off-season green peas and vegetables, floriculture, exotic vegetables and fruit are emerging as new money earners. Tourism is another income generating activity.

F. Demography

- ↓ Himachal Pradesh with 60,77,900 people (50.8 percent males and 49.2 percent females) has 0.59 percent of the country's population. Kangra district has the highest population (13,39,030) which is 22.03 percent of the total population of the state. Lahaul and Spiti district has the lowest population (33,224 persons) which comes out to be 0.55 percent of the total population of the state.

G. Proportion of rural-urban population

- ↓ Himachal is the least urbanized state in the country with 90.2 percent of the total population living in rural areas. Lahaul and Spiti and Kinnaur districts have no urban areas. The higher proportion of urban population is recorded in Shimla district (23.2 percent) followed by Solan district (18.2 percent). Sirmour district has 10.4 percent urban population whereas Una comes fourth in the State with 8.8 percent urban population. This proportion is low in the districts of Kangra (5.4%), Bilaspur (6.4%) and Mandi (6.8%).

H. Village and household size

- ↓ Out of the total 17,495 inhabited villages 83.2 percent (14,558) have less than 500 people. Another 2,094 villages (12.0 percent) fall in the population range of 500 to 999 persons. Only 660 villages (3.8 percent) have the population between 1,000 to 1,999 persons. 174 villages (1.0 percent) have population range of 2,000 to 4,999 persons and 8 villages have population between 5,000 to 9,999 persons. There is only one village in Himachal having a population of more than 10,000 persons. The average size of a household in the state is 5.0 (5.1 in rural area and 4.2 in urban area).

I. Sex ratio

- ↓ The sex ratio of Himachal Pradesh is 968 females per 1,000 males as per 2001 census. In rural areas, it is 989 females while in urban areas it is 795 females for every 1000 males.

- ↓ Hamirpur has highest sex ratio of 1,099 females per 1,000 males followed by Kangra (1,025), Mandi (1,013), Una (997) and Bilaspur (990). In remaining seven districts sex ratio is below the state average. Lahaul and Spiti district has the lowest sex ratio of 802 females with Solan (852), Kinnaur (852) and Shimla (896) occupying other lowest positions.
- ↓ Rural sex ratio in five districts is above the state average while in remaining seven districts this ratio is below the state average of 989 females. In urban areas, the highest sex ratio is recorded in the urban areas of Kangra (902) followed by Una (895), Mandi (894), Chamba (866), Una (864) and Hamirpur (861). The lowest sex ratio in urban areas is in Solan (624) followed by Shimla (748) and Kullu (782).

J. Sex ratio in the age group of 0-6 years

- ↓ Sex ratio in the age group 0-6 is 896 females per 1,000 males. In rural areas this ratio is 900 females while in urban areas of the state it is 844 females.
- ↓ The total sex ratio in age group 0-6 in eight districts is above the state average of 896 females. Among these districts, tribal district of Kinnaur has highest sex ratio is 979 females per 1,000 males and is followed by again tribal district of Lahaul and Spiti (961), Kullu (960), Chamba (955), Sirmour (934) and Shimla (929). Solan district in this group has lowest child sex ratio of 900 which is followed by Mandi with sex ratio of 918.
- ↓ In remaining four districts sex ratio among child population is below the state average. Kangra district has the lowest sex ratio of 836 females in child population. The next lowest position in child sex ratio is occupied by Una (837) and is followed by Hamirpur (850) and Bilaspur (882).

K. Scheduled Castes

- ↓ The total scheduled caste population of Himachal Pradesh in 2001 Census is 15,02,170 persons which constitutes 24.7 percent of the total population of the state. The rural and urban break up of scheduled castes population of the state is 14,03,050 (25.6 percent) and 99,120 (16.6 percent) respectively.
- ↓ Sirmour district has the highest proportion of scheduled castes population (29.6 percent) followed by Mandi (29.0 percent), Kullu (28.3 percent) Solan (28.1 percent), Shimla (26.1 percent) and Bilaspur (25.4 percent). The districts of Lahaul and Spiti (7.8 percent) and Kinnaur (9.7 percent) have low proportion of scheduled caste population as these are dominated by the tribal population. This percentage is below the state average (24.7) in Hamirpur (23.9) Una (22.4), Kangra (20.9) and Chamba (20.0 percent) district.

L. Schedule Tribes

- ↓ The total scheduled tribes population is 2,44,587 persons which constitutes 4.0 percent. Scheduled Tribes live in rural areas while only 7,527 persons or 1.3 percent of the total urban population of the state live in urban areas. The tribal districts of Lahaul & Spiti and Kinnaur has returned 73.0 and 71.8 percent scheduled tribes population while in Chamba district where entire Pangi and Bharmaur blocks are tribal areas, has also returned higher percentage of 25.5 percent tribal population in the district. In other districts, the proportion of tribal population is very low. The percentage of tribal population in Kullu is 3.0 percent, Bilaspur (2.7 percent), Sirmour (1.3 percent) and Mandi (1.2 percent). The negligible tribal population is returned by Solan (0.7 percent) Shimla (0.6 percent) and Kangra (0.1 percent) to the total population of the district.

1.3 Social and Economic Indicators in the State ,including Literacy Rates, Health Indicators (IMR,MMR), Sex Ratio, Poverty Ratios etc.

According to Surveyor General of India, the total area of Himachal Pradesh is 55,673 square Kilometers. Out of this total area 45,318 square Kilometers is the measured area according to the revenue papers. The total population of Himachal Pradesh, according to 2001 census was 60,77,900, which gives a density of population of 109 persons. The per capita income at current prices of Himachal Pradesh for the year 2005-06 is Rs 30,140 per annum. The other Developmental Indicators of the State are detailed as under :-

HIMACHAL: A FACT SHEET :-

	Characteristic	Reference Year	Unit		
1	Area	2001 Census	sq km.	55,673	
2	Districts		Number	12	
3	Tehsil			76	
4	Sub Tehsil			33	
4	Sub Divisions			51	
5	Blocks			75	
6	Nagar Panchayats			28	
7	Gram Panchayats			3,243	
8	Total Villages			20,188	
9	Inhabited Villages			17,495	
10	Population		Lakh	60,77,900	
11	Males			30,87,940	
12	Females			29,89,960	
13	Females per 1000 males		Number	968	
14	Rural Population			5482319 (90%)	
15	Urban Population			595581 (10%)	
16	S. C Population			1502170 (24%)	
17	S.T Population			244587 (4%)	
18	Density of Population		Sq. km.	109 Person	
19	Growth Rate of population			17.53%	
20	Death Rate			7.5% per 1000	
21	Birth Rate			20.07%	
22	Literacy Rate			76.5%	
23	Male Literacy rate			85.3%	
24	Female Literacy Rate			67.4%	
25	Gender Gap in Literacy		Rural	Urban	Total
			18.80	7.00	17.9%
26	Members of PRIs			19,411	
27	Men (General category)			8,019	
28	Women (General category)			5,125	
29	SC Female			1,961	
30	SC Male			3,320	
31	ST Female			382	
32	ST Male			604	

1.4 Nutrition status, including Data on Malnutrition, Anemia, Vitamin-A and other Micro-nutrient deficiencies ,etc.

- ↓ The mainstay of the population of Himachal Pradesh is Agriculture on which 66.71% population depends for their livelihood. The topography being mostly hilly, the type of cultivation is terraced. Close to 80 % of fall in the category in the small and marginal farmers. Due to ideal climate for fruit cultivation, horticulture and vegetable growing (seasonal as well as off season) well –diversified s farm economy has developed rapidly during the past three decades. The main food crops of the State are Rice, Maize, Wheat, Barley, Gram, Mash, Ground nut, Potato, Ginger and Tea etc. Beside this, the State of Himachal Pradesh is also considered as apple State the main fruits which are produced in HP are Plum, Peach, Apricot, Kiwi, Almond Walnut, Orange, Malta Mango and Litchi etc.
- ↓ On some health and nutrition indicators, Himachal scores quite well. Coverage of Vitamin A is high as are levels of immunization (see Table A.9).
- ↓ However, much remains to be done for health and nutrition of very young children as well as women in the reproductive age group. NFHS-3 figures indicate that there are serious problems with stunting, wasting, and being underweight among young children.
 - a) Proportion of under-threes suffering from stunted growth is quite high at 27%.
 - b) Proportion of infants with low birth weight had fallen only slightly between 2001 (27%) and 2005 (25%) but has registered a further decrease to 21% in 2006.
- ↓ Deficiencies in iron -- as much as 7 out of every 10 children (6-35 months) in Himachal are anaemic, 2.2% of them are severely anemic. Anaemia in a child leads to “impaired cognitive performance, behavioral and motor development, and ultimately affects academic performance”.¹
- ↓ Infant Mortality Rates have dropped but they are still unacceptably high (60 per thousand births). The bulk of infant deaths are neonatal² deaths (50 per thousand births).³ This can be reduced by improving nutrition levels of young adolescent girls as well as pregnant women and nursing mothers. Over two-fifths of adult women in Himachal suffer from anaemia, and this heightens the possibility of maternal mortality and the birth of low-weight babies. This in turn increases the vulnerability of the newborn to infections, some of which could be fatal. Iodine deficiencies which lead to goitre are still found in 2.5% of the rural population, considerably higher than the Indian average.
- ↓ Himachal is also facing the problem of declining Female Male Ratios. Between 1991 and 2001, the female male ratio in the 0-6 year age group has declined from 951 to 897. Clearly this is a situation which requires urgent action. The Himachal government has begun 2 new schemes to support the girl-child.
- ↓ The Department of Health has started many programmes to improve the Health / Nutritious Status through ICDS programmes, Regular Heath Checkups in Schools, Anganwari Schools etc.
- ↓ Under Mukhya Mantri Kanya Dan Yojna, Rs. 11,001/- is provided as marriage grant to those girls whose fathers were no more or are critically ill and the family income does not exceed Rs. 7,500/-. And under Indira Gandhi Baliksha Suraksha Yojna an incentive of Rs. 25,000/- is being provided to parents who adopt terminal family planning methods after the birth of the first girl child.
- ↓ The Govt. of Himachal Pradesh has introduced Hot Cooked Mid Day Meal Programme in all the Govt./ Govt. Aided primary schools and EGS Centres in the State to improve the status of malnutrition further.

¹ Seshadri (1997) quoted in Himachal Pradesh Development Report, chapter 9.

² This refers to the period within the first three months of birth.

³ Suggestions are based on the discussion mentioned above.

HIMACHAL: A FACT SHEET

33	Total Schools	Managed By: Department of Education		
	Primary	10678		
	Upper Primary	4235		
34	Total Enrolment	Boys	Girls	Total
	Primary	249035	243366	492401
	Upper Primary	177349	169864	347213
35	Total Teachers	Male	Female	Total
	Primary	15582	11390	26972
	Upper Primary	16041	6351	22392
36	GER	Boys	Girls	Total
	Primary	112.61	112.39	112.51
	Upper Primary	130.93	129.34	130.17
37	NER	Boys	Girls	Total
	Primary	99.02	98.89	98.95
	Upper Primary	99.46	99.34	99.40
38	PTR			
	Primary	18		
	Upper Primary	16		
39	Average School Size			
	Primary	46		
	Upper Primary	82		
40	Dropout rate	Boys	Girls	Total
	Primary	0.010	0.007	0.009
	Upper Primary	0.007	0.006	0.006
41	IMR as per SRS-2005	H.P	All India	
		49%	58%	
42	Anemia	H.P	All India	
		59%	79%	

1.5 School data including

- (i) Number of primary schools, upper primary schools, High schools (Government, EGS and AIE centres),
- (ii) Enrolment (by category and gender for each stage)
- (iii) Drop-outs (by category and gender for each stage)

(i) & (ii) Number of primary schools, upper primary schools, High schools (Government, EGS and AIE centres, along with Enrolment (by category and gender for each stage)

(A) Primary schools,

In the state of Himachal Pradesh 100% of children present of all the Govt./ Govt. Aided Primary schools, EGS and AIE centres opened under SSA, on all the school days of the year are being covered. The detail of number of Schools (Govt./ Govt. Aided Primary schools, EGS and AIE centres opened under SSA), Enrolment (by category and gender), Drop-outs (by category and gender) covered are detailed as under :-

Table – 1.5 A

Sr. No.	Type Institutions (Primary level)	No of institutions	Enrolment (as on 30.09.2007)											
			General(including Backward Classes)			SC			ST			Total		
			Boys	Girls	Total	Boys	Girls	Total	Boys	Girls	Total	Boys	Girls	Total
1.	Govt.	10678	147000	143699	290699	86185	83894	170079	15850	15773	31623	249035	243366	492401
2.	Local Body	0	0	0	0	0	0	0	0	0	0	0	0	0
3.	Govt. Aided	11	1097	732	1829	0	0	0	0	0	0	1097	732	1829
4.	EGS Centres	331	3408	3345	6753	0	0	0	0	0	0	3408	3345	6753
6.	AIE Centres	0	0	0	0	0	0	0	0	0	0	0	0	0
Total		11020	151505	147776	299281	86185	83894	170079	15850	15773	31623	253540	247443	500983

(Source DISE Data)

(B) In r/o upper primary schools

- ✦ With effect from the year 2008-09, the state has proposed to extend the Mid Day Meal Scheme to all the 4262 Govt./ Govt. Aided (middle units) of the Sr. Sec./High/Middle schools, the entire state to cover the targeted 350874 students of VI to VIII classes, on all the 242 school days of the year.

“ Table -1.5 B ”

District wise detail of Enrollment of Upper Primary / Middle Units of Govt. /Govt. aided Sr. Sec. /High / Middle Schools as on 30-09-2007.

Sr. No.	Name of District	No. of Govt. /Govt. Aided Sr. Sec. / High / Middle Schools			Targeted Enrolment as on 30-09-2007, of No. of Govt. /Govt. Aided Sr. Sec. / High / Middle Schools		
		Govt. Units	Govt. Aided	Total	Govt.	Govt. Aided	Total
1	Bilaspur	241	1	242	18417	90	18507
2	Chamba	402	0	402	31283	0	31283
3	Hamirpur	271	2	273	20338	256	20594
4	Kangra	780	11	791	68620	1112	69732
5	Kinnaur	81	0	81	3969	0	3969
6	Kullu	225	0	225	25779	0	25779
7	Lahaul-Spiti	62	0	62	1342	0	1342
8	Mandi	649	2	651	53475	168	53643
9	Shimla	646	4	650	37684	674	38358
10	Sirmour	329	0	329	33402	0	33402
11	Solan	300	3	303	28173	369	28542
12	Una	249	4	253	24731	992	25723
Total		4235	27	4262	347213	3661	350874

(iii) Drop-outs (by category and gender for each stage)

“ Table -1.5 C ”

Dropout rate	Boys	Girls	Total
Primary	0.010	0.007	0.009
Upper Primary	0.007	0.006	0.006

2. Description and Assessment of the Programme Implemented in the previous Year (2007-08) with reference to :

2.1 Calorific / Protein Value of the Mid Day Meal Provided along with menu prescribed

- The meal served under the MDM programme for both at Primary & Upper primary stage will be rice based depending upon the choice of the students of the area. It will be as far as possible Rice – Dal for three days, Vegetable Pulao for two days and Sweet rice for one day.
- The SDMC of the school will decide the weekly menu to be served in the school keeping in view the choice and liking of the children of the area, in order to make the meal more acceptable and have been advised to use fresh seasonal vegetables.
- *The scale of different ingredients with Standard Protein & Calorie Content included in the Menu, in r/o each student per day and the item wise Average Calorie & Protein Content as per Standard Chart, for Primary & Upper primary stage is given as under :-*

A. For Primary Schools

“ Table – 2.1 A ”

Sr. No.	Name of Ingredients.	Quantity in gram	Average calories	Protein Content
1.	Rice	100 g	345 cal	6.80 g
2.	Dal OR Seasonal fresh Local vegetable OR Dry Fruits such as Saunf +Dakh +Gari Gola etc. OR Eggs or Fruit	20*g 50 g @ 2 g each	75* cal -- --	3.86* g -- --
3.	Edible oil / Vanaspati Ghee	5 g	45 cal	--
4.	Masala	2 g	--	--
5.	Onion	10 g	5 cal	0.12 g
6.	Salt	2.5 g	--	--
7	Sugar	40 g	--	--
Average Calorie and Protein Content			470 cal	10.78 g

B. For Upper Primary Schools**“ Table – 2.1 B ”**

Sr. No.	Name of Ingredients.	Quantity in gram	Average calories	Protein Content
1.	Rice	150 g	517.5 cal	10.2g
2.	Dal OR Seasonal fresh Local vegetable OR Dry Fruits such as Saunf +Dakh +Gari Gola etc. OR Eggs or Fruit	30*g 75 g @ 2.0 g each	112.5* cal -- --	5.79* g -- --
3.	Edible oil / Vanaspati Ghee	7 g	63.5cal	--
4.	Masala	2.5 g	--	--
5.	Onion	15 g	7.5 cal	0.18g
6.	Salt	4 g	--	--
7	Sugar	60 g	--	--
Average Calorie and Protein Content			701.0 cal	16.17g

Note :- For Both Primary And Upper Primary Schools

- *Since most of the areas are located far from the roads and also expected to be land locked during winter months, fresh vegetables may not be available nor it is advisable to use vegetables purchased from market outside the area because the vegetables will be very expensive nor they will be fresh and supply chain will not be regular. Hence only locally available fresh vegetables during the season should be used and the upper ceiling of cost should be pegged at Rs.12/- per Kg. depending upon location and competitive rates.*

2.1.1 ESTIMATED AVERAGE {Revised} PER CHILD PER DAY CONVERSION COST FOR PRIMARY & UPPER PRIMARY SCHOOLS FOR THE YEAR 2008-09 :-

A. For primary schools :-

The Average cost of meal for the students of primary stage is proposed to be revised w.e.f. the year 2008-09, keeping in view the price variations of the different ingredients. It has been estimated as @ Rs. 2.50 per child per school day including cost of other ingredients i.e. oil, pulses, condiments, Transport Subsidy, Establishment overheads etc is as detailed below :-

“ Table – 2.1.1 ”

Sr. No.	Item	Quantity in grams	Rate in Rs. Per Kg	Cost in Rs.
1	Salt	2.5	10.00	0.025
2	Masala	2	140.00	0.28
3	Oil	5	60.00	0.30
4	Onions	10	12.00	0.12
5	Pulses	20	42.00	0.84
6	Vegetables	50	12.00	0.60
7	Sugar	40	18.00	0.72
8	Coconut	2	80.00	0.16
9	Raisins (Dakh)	2	120.00	0.24
10	Saunf	2	100.00	0.20
• Vegetable Meal (Pulao)				1.33
• Pulse Meal (Dal - Rice)				1.55
• Sweet Rice				1.62
• Av. Ingredients cost per child per day				1.49
• Fuel charges per child per day				0.40
• Total Cost (Av. Ingredients +Fuel charges)per child per day				1.89
• Honorarium				0.61
• Total Cost per child per day				2.50

B. For Upper primary schools

2.1.2 ESTIMATED AVERAGE PER CHILD PER DAY CONVERSION COST FOR UPPER PRIMARY SCHOOLS :-

The Average cost of meal has been estimated as @ Rs. 3.50 per child per school day including cost of other ingredients i.e. oil, pulses, condiments, Transport Subsidy, Establishment overheads etc is as detailed below :-

“ TABLE - 2.1.2 ”

Sr. No.	Item	Quantity in grams	Rate in Rs. Per Kg	Cost in Rs.
1	Salt	4	10.00	0.04
2	Masala	2.5	140.00	0.35
3	Oil / Ghee	7	60.00	0.42
4	Onions	15	12.00	0.18
5	Pulses	30	42.00	1.26
6	Vegetables	75	12.00	0.90
7	Sugar	60	18.00	1.08
8	Coconut	2.0	80.00	0.16
9	Raisins (Dakh)	2.0	120.00	0.24
10	Saunf	2.0	100.00	0.20
• Vegetable Meal (Pulao)				1.89
• Pulse Meal (Dal – Rice)				2.25
• Sweet Rice				2.10
• Av. Ingredients cost per child per day				2.10
• Fuel charges per child per day				0.60
• Total Cost (Av. Ingredients +Fuel charges) per child per day				2.70
• Honorarium				0.795
• Total Cost per child per day				3.50

2.2 Regularity and wholesomeness of mid day meals served to children ; reasons for programme interruptions, if any

A. Primary Schools :-

- ↓ Under the MDM scheme, Hot Cooked Meal of high calorific value and protein content, is regularly being distributed to all the students of classes I to V on all the school days of the year w.e.f. 01.09.2004.
- ↓ The Govt. of HP is making every effort to make the meal served more wholesome, more nutritious, more varied .
- ↓ The Government has also authorized the School Management Committees to decide the weekly menu to be served in the school keeping in view the choice and liking of the children of the area, in order to make the meal more acceptable.
- ↓ The school committees have been advised to use fresh seasonal vegetables.
- ↓ The School Management Committees have been advised to include any Dal or seasonal vegetable in the menu, ensuring that the same Dal or vegetable is not repeated frequently. And, on one day of the week, Sweet Rice with dry fruits may be served within the approved cost.
- ↓ The School Management Committees have been further authorized to include eggs or fruits in the Mid Day Meal, in case available and within the permissible cost ceiling. However, the dietary preference of the children shall be kept in view in case eggs are to be served.
- ↓ The schools have also been directed to ensure that the menu as approved by the School committee is displayed on the Notice Board of the school and to see that the cooking / distribution of meal is strictly as per the displayed menu.

B. Upper Primary Schools :-

- ↓ After obtaining the necessary approval from the state Govt., on an analogy of Primary Schools , the upper primary schools will also be given instructions separately for the implementation of the MDM Scheme.

2.3 Number of children (class, category and gender wise) who participated in the Programme separately for Primary and Upper Primary Schools.

A. Primary Schools

The Number of children (classes I to V), category and gender wise, of Primary Schools who participated in the Programme in the year 2007-08 (as on 30-09-2007) is detailed at Table- 1.5 A.

B. Upper Primary Schools

The MDMS to upper primary stage is likely to be extended in the state in the year 2008-09.

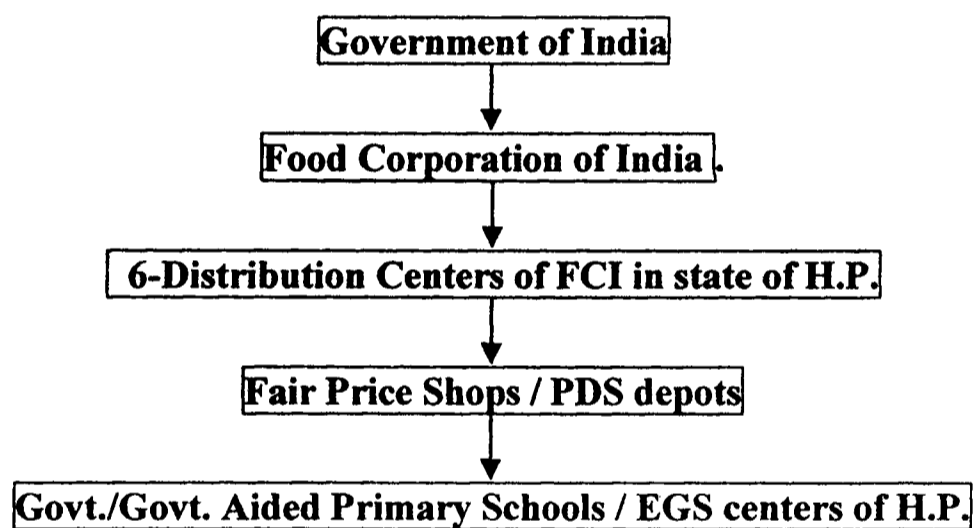
2.4 Food-grains management, including adequacy of allocation, timeliness of lifting, transportation and distribution and suitability of storage at different levels.

A. Primary Schools

- ↓ For the annual allocation of food-grains, the Deputy Directors of Elementary Education

supply the enrolment figures in r/o the targeted Govt./ Govt. Aided Primary Schools, as well as functional EGS centers, as on 30th September of previous year, on the basis of which, the consolidated demand of rice allocation of the state is projected, on the respective prescribed formats to GOI. And, Government of India accordingly, makes the necessary allocations for the whole year free of cost to the state, @ 100 gram per child per school day for classes I-V, on the basis of the Average attendance rate of the state.

- ↓ The allocations of food-grains made by GOI to the State, are lifted by the designated State Nodal Agency for transporting food-grains, which is Himachal Pradesh State Civil Supplies Corporation. The HPSCSC lifts the rice from the identified distribution centers (FCI godowns) for the state and transport it to the PDS depots/Fair Price shops and then to the ultimate distribution points i.e. the schools on the authorization from the respective Deputy Commissioners regularly on monthly basis.
- ↓ For the smooth and uninterrupted implementation of the MDM Scheme, the state has issued directions for the months advance supply of food-grains to the school.
- ↓ The State Govt. has released funds to the schools for procuring adequate storage containers / Utensils out of the replacement grant (Central Assistance) provided by the GOI for cooking equipments / kitchen devices @Rs.5000/- per school.
- ↓ **Food-grain flow chart in r/o the state of H.P. is as under :-**



B. Upper Primary Schools

- ↓ The procedure for the Food-grains management, including adequacy of allocation, timeliness of lifting, transportation and distribution and suitability of storage at different levels will remain the same for upper primary schools. However 150 gms of foodgrains (rice) per child per school day will be provided free of cost by GOI at Upper primary stage i.e classes VI-VIII.
- ↓ The minimum mandatory cooking cost of Mid-Day Meal for Upper-Primary Stage as fixed by GOI is @ Rs.2.50/- per child per school day with :
 - (a) Central assistance of Rs.2.00 /- per child per school day, while
 - (b) The minimum mandatory States contribution expected is @ Rs. 0.50 per child per school day.

2.5 Central Assistance received and utilized towards (a) cooking Costs, (b) Kitchen shed construction, (c) procurement of Kitchen Devices (d) Management, Monitoring & Evaluation (e) Transport Subsidy

a) Cooking Costs

A. Primary Schools

- ↓ As per the AWP&B of the year 2007-08, the Govt. of India allocated an amount of Rs. 1923.96 lakh as Central Assistance towards Cooking Cost under Mid Day Meal Scheme out of which 1st installment of Central Assistance amounting to Rs. 961.98 lakh has been utilized and the for 2nd installment of Central Assistance of Rs. 961.98 lakh has been distributed & is expected to be utilized by the end of the current financial year.

B. Upper Primary Schools

- ↓ The GOI released Central assistance to tune of Rs.113.96 lakh for the implementation of MDM Scheme in upper primary classes of the 5 educationally backward blocks of the state, which could not be utilized as the state could not extend the MDM Scheme w.e.f the stipulated date i.e. 1.10.2007, for reasons of scheduled assembly Elections in the State and enforcement of Model code of conduct.

b) Kitchen shed construction:-

A. Primary Schools

- ↓ The GOI had released funds to the tune of Rs.2059.80 lakh to the State for the year 2007-08 for the construction of Kitchen sheds in 3433 identified Primary schools @ Rs. 60,000/- per kitchen shed in 1st phase which are under the process of utilization in convergence with SSA for construction purposes. The work of construction of these above said kitchen sheds has been assigned to the engineering wing of SSA. (Status attached at Table-8).
- ↓ Also SSA is already constructing 88 kitchen sheds-cum-stores in the newly constructed primary schools, out of which 50 kitchen sheds-cum-stores have been completed , 30 are under progress and 8 are yet to be constructed (Status attached at Table-8A).

B. Upper Primary Schools

- ↓ The state has received Rs.28.20 lakhs for the construction of 47 kitchen sheds in 47 upper primary schools of the 5 EBB of the state, for which case has been moved to seek expenditure sanction of the state along with matching budget provision to facilitate its drawl. The sanctioned amount will be spent for the purpose also in convergence with SSA.

c) Procurement of Kitchen Devices:-

A. Primary Schools

- ↓ In r/o primary schools, GOI has released Rs.377.85 lakh to 7557 primary schools as replacement grant for the replacement of cooking equipment / kitchen devices @ Rs.5000/ per school for the years 2006-07 and 2007-08 which has been utilized.

B. Upper Primary Schools

- ↓ In this regard it is further proposed that practically the above said extension of MDM Programme to the upper primary stage in the in the targeted Middle Units could be possible only in the next financial year after the schools are provided with the required budget provision for the procurement / purchase of gas connection / gas stove / utensils and storage containers etc. well

before the targeted date decided for starting the programme in the targeted Middle Units / schools.

- a) In r/o Upper primary schools / Middle units proposed to be added under the Mid day meal programme in the state, required utensils and kitchen devices could be purchased initially to the bare minimum requirement to start the programme, out of the school grant released to each school under the SSA.
- b) However these schools will also be provided with the replacement grant for the replacement of cooking equipment / kitchen devices @ Rs.5000/ per school as per the GOI norms for procurement of all the required utensils, gas connection/ gas cylinder, storage containers and the serving devices as per the requirement of the concerned schools, immediately after the grant is released by GOI and received by the state.
- c) The state has received Rs.11.00 lakhs grant from GOI, for the procurement of cooking equipment / kitchen devices @ Rs.5000/ per school for 220 upper primary schools of the 5 EBB of the state, for which case has been moved to seek expenditure sanction of the state along with matching budget provision to facilitate its drawl.
- d) The state will be requiring Rs.202.10 lakhs grant from GOI, for the procurement of cooking equipment / kitchen devices @ Rs.5000/ per school in respect of the remaining $4262 - 220 = 4042$ schools of the state, meet the required liability under this component. Therefore, funds amounting to Rs.202.10 lakhs for 4042 Schools, may have to be provided in the next financial year 2008-09.

d) Management, Monitoring & Evaluation :-

A. Primary Schools

- The state of H.P has utilized the amount of Rs.33.33 lakh allotted during the year 2006-07 for the purpose.
- For the year 2007-08, Rs.14.35 lakhs have been released by GOI under MM&E component ,the administrative and financial sanction for the utilization of these funds is awaited from the State Govt.

B. Upper Primary Schools

- No grant under this component has been received by the state in the year 2007-08, as the MDM Scheme has not yet been started in the Upper Primary Classes.

e) Transport Subsidy :

- The State Nodal Transport Agency, the Himachal Pradesh State Civil Supplies Corporation (HPSCSC), lifts the food-grains (rice) allocated by GOI to the State, and transports them from the identified distribution centers (FCI godowns) for the state to the ultimate distribution points i.e. the schools on the authorization from the respective Deputy Commissioners regularly on monthly basis. In turn the GOI is allowing reimbursements @ Rs. 100/- quintal which has been enhance to Rs. 125/- per quintal w.e.f 1.10.2007 to the Nodal agency, as HP is identified as a special hill state. The reimbursements are being received by the HPSCSC regularly.

2.6 State Budget Provisions and expenditure in 2007-08 towards :

(a) Re-imburement of Central Assistance :

The re-imburements made by the GOI as Central Assistance to the state towards Cooking Cost under the CMDM programme are detailed as under :-

“ Table – 2.6 A ”

Year	Component	Central Assistance released	Expenditure as on 31.12.2007	Remarks
2007-08	i) COOKING COST :- ▪ (1st installment) ▪ (2nd installment)	Rs.961.98 lakh Rs. 961.98 lakh	Rs.961.98 lakh -	-- Under the process of utilization.
	ii) MM&E:-	Rs. 14.35 lakh	-	Administrative & Financial sanction is still awaited from the State Government.
	iii) Replacement of Cooking Equipments / Kitchen Devices	Total Rs.377.85 Lakh, {Rs. 177.30 lakh of 2006-07 and Rs. 200.55 lakh of the year 2007-08}	Rs.377.85 lakh	

(b) State Contribution :

The budget allocations made by the state during the current financial year 2007-08 and the corresponding expenditure during the years are detailed as under :-

“ Table – 2.6 B ”

Year	Provision for MDM scheme in the state budget (Rs. In Lakh)					
	Allocation			Expenditure as on 31-12-2007		
	Plan	Non Plan	Total	Plan	Non Plan	Total
2007-08	144400000	0	144400000	120177000	0	120177000

Note :- With effect from the year 2008-09, the State has shifted the MDM liability under OTA (PLAN) towards NON-PLAN. And, for the year 2008-09, only provision of Rs.360.40 Lakh, under SCSP and Rs.91.10 Lakh under TASP (Total Rs. 451.50 lakh) has been made for the year. However, the state is committed to provide the state liability under different components of the MDM scheme.

2.7 System for release of funds provided under cooking costs (Central and State)

A. Primary Classes

- The conversion cost as approved by the state of Himachal Pradesh is @ Rs.2.50 per child per Primary school day, out of which the GOI shares @ Rs.1.50 per child per day and the remaining @ Rs.1.00 is borne by the state.
- The GOI releases its share directly to the State. For which, the required Financial /Administrative Expenditure Sanction is accorded by the State. Only after that the State Nodal Agency i.e Department of Elementary Education, releases the budget to its drawing disbursing officers i.e Block Elementary Education Officers (BEEOs) for further distribution to the schools through the Centre Head Teachers. The Department has given full powers to the Drawing and Disbursing for the purposes of Mid Day Meal Scheme. At the school level the expenditure is incurred by the school Management Committee.

B. Upper-Primary Classes

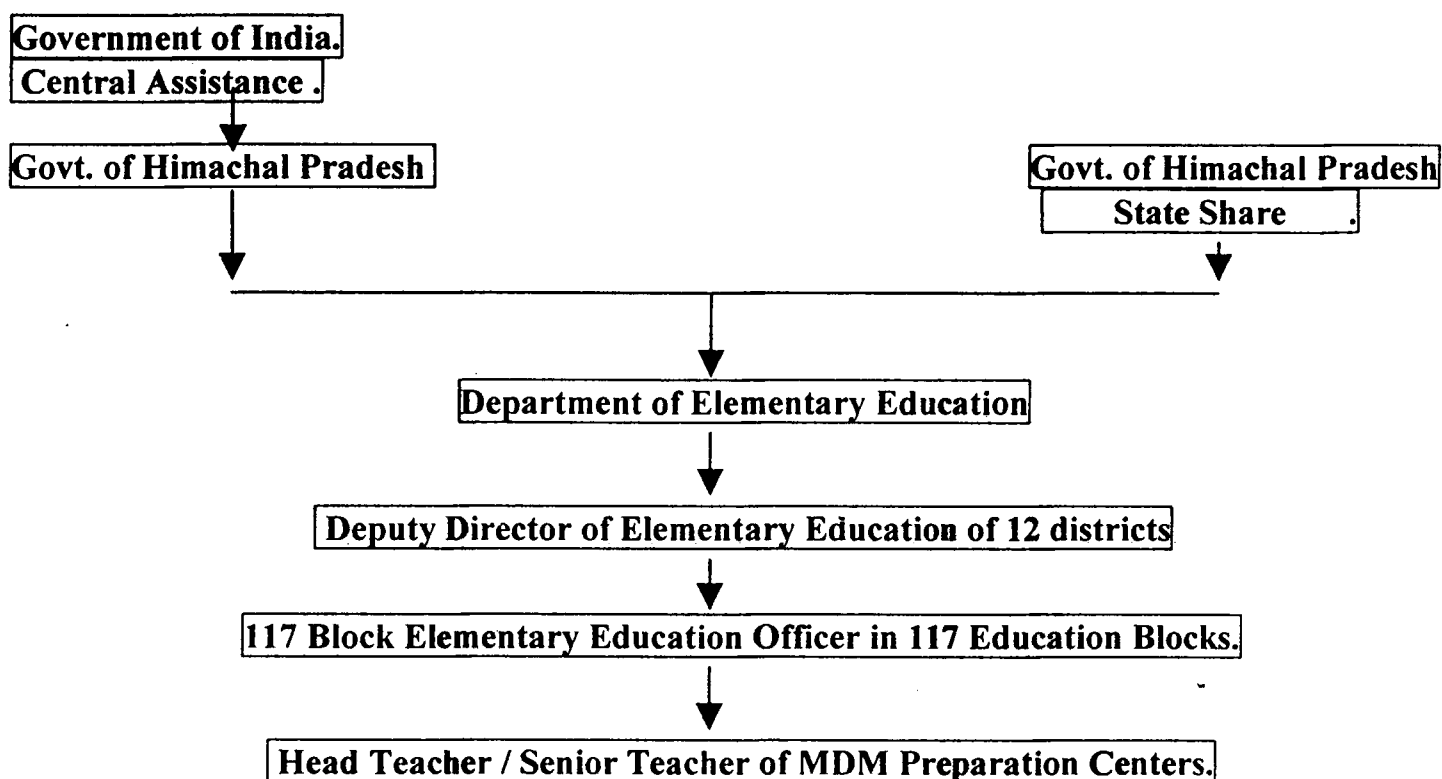
The minimum mandatory cooking cost of Mid-Day Meal for Upper-Primary Stage as fixed by GOI is @ Rs.2.50/- per child per school day with :

- Central assistance of Rs.2.00 /- per child per school day, while
- The minimum mandatory States contribution expected is @ Rs. 0.50 per child per school day.

But, as per the estimated per child per school day conversion cost has been worked out approximately as Rs.3.50 with Central Contribution being Rs.2.00 and State contribution Rs.1.50 per child per day for the Mid day Programme in upper primary schools. The detailed calculations elaborated at Table-2.1.2

C. FUND FLOW CHART :-

- However, the fund flow chart to outline the process for the flow of funds (Central or the State funds) from Govt. to the ultimate implementing agencies at the school level is as under :-



D. MDM BANK ACCOUNTS:-

As per the directions of GOI to streamline the fund flow under MDM scheme, instructions have been issued to the field offices that a separate saving bank account be opened at the Block and the School level, at Block level in the name of Block Elementary Education Officer and at school level, jointly in the name of school head teacher and the president of the school committee(SDMC). The Bank Account could be opened in any of the Nationalized Banks preferably H.P. Co-operative Bank functioning at or nearby the Block or School.

2.8 System for procuring cooking ingredients (fuel, condiments, oil, etc.), Commodities, which are centrally purchased and supplied to schools or locally purchased at school level and rate of cooking cost per child per day provided at school level.

2.8.1 System for procuring cooking ingredients (fuel, condiments, oil, etc.)

A. Primary Classes

- a) Rice is made available free of cost to the State by GOI (FCI) to the identified Transport Nodal Agency i.e. Himachal Pradesh State Civil Supplies Corporation which lifts the rice from the FCI godowns to the FPS/PDS depots from where it is lifted to the ultimate distribution points i.e. Primary Schools.
- b) No commodity in the state is proposed to be centrally purchased and supplied to schools.
- ✚ The state has authorized the School Committees to procure locally from the local PDS / Fair Price Shops all the other provisions / ingredients required for cooking the meals as per the menu approved by it, on the rates fixed for such Fair price Shops by the district administration.
- ✚ The School Committee has been constituted for each school with the following configuration :-
 1. President of the VEC OR any active member -- (MEMBER)
nominated for the purpose by him.
 2. President of the MTA/PTA OR any active member -- (MEMBER)
nominated for the purpose by him.
 3. C.H.T / H.T / Senior Teacher of the School -- (CO –ORDINATOR /
MEMBER SECRETARY)

The School committees have made responsible to perform the following functions :

- ✚ To execute all type of purchases of FOODGRAINS and other ingredients.
- ✚ To make arrangements for proper/ safe storage of articles purchased / hired.
- ✚ To make arrangements for hiring / procuring UTENSILS on reasonable RENT.
- ✚ To make arrangements for hiring the services of COOK / HELPERS / PTWC's at rates as per GUIDELINES of the programme.

B. Upper Primary Classes

↓ For providing mid meal to the upper primary schools, on analogy of MDM programme already being implemented in the state in primary schools, the School Development Management Committee (SDMC) will be constituted in each Upper primary school where the Primary and the Upper primary school is at a distance of more than 300 metres. And, where the distance between the Primary and the Upper primary school is 0-299 metres the existing School committee (SDMC) will be reconstituted for the implementation of MDM Scheme.

↓ The configuration of School Development Management Committee (SDMC) for both (1) and (2) above will be as follows:-

↓ **The constitution of the School Development Management Committee (SDMC)**

- | | | |
|---|---|-------------------------|
| 1. President of the VEC or
any active member nominated by the president | : | Member |
| 2. President of the MTA /PTA or
any active member nominated by the president | : | Member |
| 3. Senior teacher of the Upper Primary School | : | Member Secretary |

Note :-

President of the VEC or MTA/PTA of the school shall either offer his or her services voluntary for the successful implementation of the cooked meal program in the school either in person or He / She shall nominate any of the other active suitable and resourceful member who can participate actively and give time for the purpose.

↓ **FUNCTIONS OF THE SCHOOL DEVELOPMENT MANAGEMENT COMMITTEE:-**

The committee constituted for the implementation of the cooked Meal programme in the upper primary units / schools will be responsible to perform the following functions:-

1. To make arrangements for procuring / purchasing utensils / Kitchen devices after following all the required codal formalities.
2. To execute all type of purchases of required ingredients.
3. To make arrangements for proper / safe storage of all the articles purchased.
4. The Committee will also see that the quantity of commodities purchased, are exactly as per norms given in the guidelines in view of the enrolment of the school.
5. To check the quantity and quality of the food grains (rice) and other ingredients before preparing the meals.
6. To ensure maximum effort to maintain cleanliness at the time of cooking / preparation of the meal, avoid wastage and maintain quality.
7. To make arrangements for hiring the services of cooks / helpers at rates as per guidelines of the project.
8. To decide about the weekly MENU under the programme and ensure that the decided menu is also adhered and implemented in letter & spirit.
9. It will also ensure that the weekly menu is also displayed in the school notice board.
10. To test and taste the meals before serving to the children.

Note :-

The Committee will also ensure that stock registers and accounts are maintained properly. It will also see that the statement of accounts and the quarterly progress reports are submitted to the Deputy Director Elementary Education of the concerned district as per prescribed schedule.

2.8.2 Deployment of Cooks / Helpers

A. Primary

- ✚ The number of Cooks & helpers engaged per school is ONE OR more than ONE depending upon the enrolment of the school as well as the quantum of work involved. However, the Honorarium allowed ranges from Rs. 200 to Rs. 1600 per school depending upon the quantum of work i.e on the basis of enrolment slabs as per details given hereunder :-

“ Table – 2.8 A ”

Sr. No.	Enrolment Slabs	No. of workers (Anganwari/ Mahila Mandals/ Water carrier/ VEC/ SMDC/ Gram Panchayat) allowed	Monthly Honorarium allowed to each worker
1	1 to 5	No. of workers = 2	Rs. 100/-
2	6 to 15	No. of worker = 2	Rs. 200/-
3	16 to 30	No. of worker = 2	Rs. 300/-
4	31 to 120	No. of worker = 2	Rs. 400/-
5	121 to 270	No. of worker = 3	Rs. 400/-
6	271 & above	No. of worker = 4	Rs. 400/-
Average Per Child per Day Estimated Honorarium Cost			Rs. 0.59/-

- ✚ **Role of Cooks & Helpers** is to obtain the strength of students present on the day, within one hour of the starting of the school, obtain the required quantity of rice and other ingredients in view of the strength of the children for whom the meal is to be cooked and served on the day.
- ✚ Thereafter, they had to remove pebbles etc from the rice and pulses and wash them and cook the meals properly as per the menu and start serving the meals as soon as the recess/lunch break starts in the school.
- ✚ They had to ensure that this entire process is over within the lunch break, so that the teaching of the school may not suffer.
- ✚ After this, the helper has to clean the utensils and place them in the store for use on the next day.
- ✚ The cook has also to ensure that the gas stove/cylinder has been properly switched off and the cylinder has been placed in the store taking all precautions.

B. Upper Primary

In respect of engaging the cooks / Helpers under the programme and the rates at which the honorarium etc. will be paid to them, it has been proposed that :

- ✚ All such middle units which, either exist in the same campus or are within a distance of 300 meters (i.e. 0-299 metres) from the nearest primary school, already implementing the MDM programme for primary classes, **the preparation center will be clubbed and will be common for both primary and middle units.** And, the honorarium payable to the workers already engaged in such preparation center will continue to be paid at the following rates already approved for the purpose.
- ✚ In such schools, where the enrolment is up to 30, and where Anganwari centres is functional, within the same campus, the MDM programme is implemented in convergence with Anganwari centres, and the preparation center could be common. In r/o such schools, the honorarium payable will be equal in case of both Anganwari supervisor and the Anganwari Helper and will be payable at rates as per **Table – 2.8B.**

“ TABLE – 2.8 B ”

Sr. No.	Enrolment Slabs	No. of workers allowed (Anganwari Supervisor /Helper)	Monthly Honorarium Payable to each worker
1	0	No worker	0
2	1 to 5	No. of worker = 2	Rs. 100/- for each
3	6 to 15	No. of worker = 2	Rs. 200/- for each
4	16 & 30	No. of worker = 2	Rs. 300/- for each

- ↓ In respect of all other schools, where the programme is implemented by the school itself, Only **ONE** worker / Helper will be allowed to be engaged up to an enrolment level of 30 students and more than **ONE** worker could be engaged in view of the enrolment slab of the school. The honorarium payable will be at rates as indicated at Table-2.8C , given below :-

“ TABLE – 2.8 C ”

Sr. No.	Enrolment Slabs	No. of workers allowed	Monthly Honorarium Payable to each worker
1	1 to 15	No. of worker = 1	@ Rs. 200/-
2	16 & 30	No. of worker = 1	@ Rs. 300/-
3	31 to 120	No. of worker = 2	@ Rs. 400/- for each
4	121 to 270	No. of worker = 3	@ Rs. 400/- for each
5	271 & above	No. of worker = 4	@ Rs. 400/- for each

- ↓ However, for all those middle units i.e. Govt./Govt. aided Middle / High / Sr. Sec. Schools, located beyond 300 meters, from the nearest primary school serving the mid day meal, separate preparation center / kitchen, will be allowed. For the preparation of mid day meal, the workers such as Anganwaris / Mahila mandals / Water carriers of the respective school and additional Cooks/ Helpers will be employed by the SMDC/MTA/PTA / Gram Panchayat / NGO of the respective school / village and paid honorarium at rate in view of the enrolment slab, as per Tables 2.8 B & 2.8 C, given above.
- ↓ However, the SDMC will take every care that the expenditure incurred towards honorarium remains within the prescribed upper ceiling of @ Rs.0.795 per student per day.
- ↓ In respect of the schools / units with low enrollment, where the expenditure on Honorarium etc. exceeds the prescribed ceiling i.e. Rs. 0.795 per child per day, each worker so engaged will be allowed Honorarium at the minimum rate between Rs.200/- to Rs. 400/- p.m., the difference, so involved will be met at the Block level by the concerned BEEO, out of the savings accrued from other schools, with heavier enrollment.

2.9 System for Cooking Serving and Supervising Mid Day Meals in School :

- ✚ Under cooked Mid Day Meal Programme in the state of Himachal Pradesh, the meal is being cooked & served either through Anganwari Centres of ICDS / Mahila Mandals OR through concerned primary schools at places where ICDS Centres and Mahila Mandals are unable to implement, by using the services of water carriers, if so, available in coordination with the local community, MTA / PTA / NGO's / VECs / Gram Panchyat/women's Self-Help-Group etc.
- ✚ The meal will be cooked & served by the Cooks & helpers engaged under the programme.
- ✚ The cooked meal is served in every school under the supervision of teachers.
- ✚ Apart from above, mothers have also been asked to supervise the preparation and serving of mid day meal .
- ✚ **The assigned Role of Mothers is ;**
 - (i) To supervise and see that the food is being cooked properly.
 - (ii) To see that the food is cooked hygienically.
 - (iii) To see the scale of ingredients is as per the approved norms of the state.
 - (iv) To form rosters, so that on each day one of the mother is present in the school to supervise the cooking and distribution of meal. They have been asked to check the quality as well as quantity of meal served.
 - (v) To see that the serving, eating process is over within the period of RECESS BREAK and teaching time of children is not wasted.
 - (vi) To help the school committees in choosing the Cooks and Helpers engaged under the MDM scheme.
 - (vii) To test and taste the meals before serving to the children.

2.10 Status of construction of kitchen sheds from (i) funds released under the Mid Day Meal Scheme, and (ii) funds from other development programmes, such as SGRY, BRGF, etc. Details of activities through convergence with other developmental programmes in provision of drinking water, toilets etc.,

i) Funds released under Mid Day Meal Scheme:-

A. Primary

- ✚ In the year 2006-07, the GOI released funds to tune of Rs.2059.80 Lakh for the construction of 3433 Kitchen sheds in Primary schools @ Rs.60,000/- per kitchen shed in 1st phase. But the state could release these funds to the Department in year 2007-08 due to financial constraints of the state Govt. which has been granted to SSA for carrying out the work of construction of these kitchen sheds. Out of 3433 sanctioned kitchen sheds. The work of construction of these above said kitchen sheds has been assigned to the engineering wing of SSA.
(Status attached at Table-8).
- ✚ Also SSA is already constructing 88 kitchen sheds-cum-stores in the newly constructed primary schools, out of which 50 kitchen sheds-cum-stores have been completed , 30 are under progress and 8 are yet to be constructed (Status attached at Table-8A).

B. Upper Primary

- ↓ The state has submitted project proposal to the state Govt. for consideration and necessary approval against which the Government of India has released Rs.28.20 lakhs for 47 kitchen sheds for EBB under MDM.

(ii) funds from other development programmes, such as SGRY, BRGF, etc.

- ↓ In the state of Himachal Pradesh, no kitchen shed could be constructed through funds received under other development programmes, such as SGRY, BRGF, etc.

2.11 Status of procurement of Kitchen devices from (i) funds released under the Mid Day Meal Programme(ii) other sources :-

- ↓ In the state of Himachal Pradesh the School Committees have been authorized to purchase the kitchen devices as per requirement of the school.

(i) Funds released under the Mid Day Meal Programme:-

- ↓ In the beginning in the year 2004, when the cooked Mid Day Meal programme was started, the State of Himachal Pradesh allowed the purchase of utensils out of the school grant of Rs. 2,000/- per annum per school released under under Sarva Shiksha Abhiyan (SSA).
- ↓ In year 2006-07, Govt. of India has released under Mid Day Meal Scheme funds amounting to Rs. 177.30 lakh as replacement grant for the Replacement of cooking equipments/ Kitchen devices in r/o 3546 schools @ 5000 per school.
- ↓ And in year 2007-08, Govt. of India has released under Mid Day Meal Scheme funds amounting to Rs. 200.55 lakh as replacement grant for the Replacement of cooking equipments/ Kitchen devices in r/o 4011 schools @ 5000 per school.
- ↓ The State has also received Rs.11.00 lakhs grant from GOI, for the procurement of cooking equipment / kitchen devices @ Rs.5000/ per school for 220 upper primary schools of the 5 EBB of the state, for which case has been moved to seek expenditure sanction of the state along with matching budget provision to facilitate its drawl.
- ↓ The state will be requiring Rs.202.10 lakhs grant from GOI, for the procurement of cooking equipment / kitchen devices @ Rs.5000/ per school in respect of the remaining $4262 - 220 = 4042$ schools of the state, meet the required liability the under this component. Therefore, funds amounting to Rs.202.10 lakhs for 4042 Schools, may have to be provided in the next financial year 2008-09.
- ↓ As far as the procurement of kitchen devices to the 7557 (3546+4011) primary schools in the past two years is concerned, the state has distributed these funds to the targeted number of schools through its block level offices in order of decreasing enrolment with the directions to utilize for the purpose of procuring cooking devices/ utensils such as 2nd Gas cylinder storage container and utensils specifically as per the requirement of the school as decided/ worked out by the school committee constituted for the purpose. The expenditure is in progress.

(ii) Other Sources :-

- ↓ Some of the private societies such as Ambuja or other community/NGOs have donated utensils for the purpose.
- ↓ The Ambuja Cement Foundation, Darlaghat of District Solan had adopted 29 Primary schools, SOLAN district and has provided compressed plates, spoons and glasses for every child under Mid Day Meal Scheme.

2.12 Capacity building and training conducted for different categories of persons involved in the Mid Day Meal Programme under programmes of SSA, DIETs, etc.

(i) Capacity building :-

- ↓ The Department of Elementary Education has imparted training to teachers, Organizers, Cooks and Helpers for ensuring the effective implementation of the Mid day meal scheme in the state.
- ↓ Instructions are circulated to take necessary precautions in respect of cleanliness, hygiene.
- ↓ Beside this the Deputy Directors of Elementary Education, the Block Elementary Education Officers, The Centre Head Teachers, the Head Teachers and the other teachers have been instructed for encouraging the community participation through the effective involvement of Gram Panchayat/VECS, SMCs, and MTAs in the selection of cooks / helpers and for the supervision of the programme.
- ↓ Apart from above, under Sarva Shiksha Abhiyan in consultation with DIETs in service teachers are being provided 20 days training, in which at least ONE day training slot is kept for discussing issues regarding the implementation of Mid Day Meal scheme in the state. Further, in service teachers are also guided about maintenance of record such as stock registers, cash books in r/o Mid Day Meal Scheme at school level and also to use this programme for the inculcation of good habits and to educate children about hygiene discipline, communal harmony, social equity, conservation of water etc.

2.13 Management, Information System at School, Village/ Gram Panchayat, Block, District and State level :-

Presently, no MIS system exists at the school / village/ Gram Panchayat/ Block level in the State. However, the MIS units have been established at the district level in all the DIETs institutes of respective districts under SSA. The MIS data received from the districts i.e. DIETs is consolidated at the state level in MIS unit of the State Project office of SSA and thereafter consolidated at the National level by NIEPA.

However in order to streamline the the flow of information in the state at different levels the state has take the following steps :-

- ↓ The Head Teacher OR the Senior Teacher of the school is responsible for the proper maintenance of Accounts as well as Stock Register of Rice and other ingredients used for the implementation of the programme.
- ↓ He is required to submit the Quarterly Feedback Reports / Accounts Statements to the Block Elementary Education Officers, who further compiles and submits the consolidated Report for his Block to the Deputy Director Elementary Education, who further consolidate these for his entire district and submits the consolidated reports for his District to the Director Elementary Education. The Director further consolidates, the information for the entire state and submit reports to the State as well as Govt. of India.
- ↓ Apart from above the community organizations such as the VEC, the Gram Panchayat, the Mother Teacher Association also play supervisory role for effective implementation of the Scheme.
- ↓ Management Information System at School, Block and District level is maintained manually. Which as such is a quite time consuming process and cause delay in submission of consolidated information at different levels.
- ↓ Out of the MM&E funds released to the state till date, the State of HP through EE Deptt. , has provided 2 computers to state level cell, 12 at district level and 28 at block level. The remaining blocks are likely to be covered in a phased manner depending upon the future releases under MM&E by GOI to the state.
- ↓ The state has planned to launch its own web site and also likely to develop web based monitoring system at least up to the district level, to facilitate the faster flow of MIS data.

2.14 Systems to ensure transparency and openness in all aspects of programme implementation, including inter alia, food grains management, ingredients procurement, cooking and serving ,appointment of cooking staff, construction of Kitchen sheds, procurement of cooking devices.

- ↓ The Steering-cum Monitoring Committees at different levels i.e. at STATE, DISTRICT, AND BLOCK level have been constituted in the state of Himachal Pradesh.
- ↓ The State level Committee has been empowered to oversee the management and monitoring of programme implementation.
- ↓ The District level committee has been authorized to conduct surprise visits at random in at least 10% MDM Centres, in each quarter and submit reports to Principal Secretary Elementary Education and Director of Elementary Education.
- ↓ The Block level committee has been given targets to conduct surprise visits at random, in at least 25% MDM Centres in each quarter and submit report to Deputy Commissioner/Deputy Director Elementary Education of the concerned district.
- ↓ In the state of H.P also as per the instructions of GOI, joint inspections are carried out for ensuring that the quality of RICE supplied under the MDM scheme, is of desired quality, are being carried out by the area managers of the State lifting Agency i.e. H.P State Civil Supplies Corporation and the officers of the Food corporation of India.
- ↓ For ensuring the Transparency and Accountability at School Level, especially w.r.t food-grains and cash, the school development management committees have been constituted for every school. The Member secretary of the said school Committee who is either the head teacher OR the Senior Teacher of the school has been made responsible for the proper maintenance of Accounts as well as Stock Register of Rice and other ingredients used for the implementation of the programme. He has also been made responsible for submission of Quarterly Feedback Reports / Accounts Statements to the Block Elementary Education Officers, who further submits the consolidated Reports for his Block to the Deputy Director Elementary Education Officers, who submits these Reports consolidated for his District to the Director Elementary Education.
- ↓ The State of H.P. with a view to ensure transparency and openness in all aspects of programme is encouraging the participation of mothers in the programme.
- ↓ The mothers are being asked to form roster so that one of the mothers could be present in the school on every working day and supervise the preparation and serving of meal process. They are also assigned to keep a check on the quantity as well as the quality of meal served to enhance their level of satisfaction.
- ↓ All the DIET Principals have been given targets to conduct assessment studies in respect of one third of the schools in their Districts with the involvement of their staff, in every quarter of the year. They have been asked to include both rural as well as urban schools in the selected sample size of 25%.
- ↓ The State of H.P. identified the Dr. Y.S. Parmar University of Horticulture & Forestry Nauni, District Solan, for the conduct of External Evaluation Study of MDM programme in primary schools of the state and the study is under process with the said agency which has sought three months extension for the completion/submission of report.

2.15 Measures taken to rectify

- a) **Inter-district low and uneven utilization of food grains and cooking cost**
- b) **Intra-district mismatch in utilization of food grains and cooking cost.**
- c) **Delay in delivering cooking cost at school level.**

- a & b) In the state of H.P there are only Six Distribution centres of the State Nodal transport Agency i.e. HPSCSC and the districts covered by these centre are also not in the form of the single unit. Some of the districts such as Kullu, Lahaul-Spiti due to the geographic locations are covered from the two different distribution centres causing thereby the mixing of reported figures in the respective districts. In view of this specific geographic problem is requested that the state of HP may kindly be looked as one unit at state level in place of comparing figures at district level. And when the state is looked as one unit the problem of no mismatch between the allocation, lifting and utilisation is found.
- c) In order to reduce the delay in delivering the cooking cost at school level the state of HP has decided to distribute the funds from state to directly at the Block level. The Blocks and the school have been asked to open Bank accounts and the BEEOs have been directed to release funds directly to the schools on quarterly basis through cheques after working out the requirement for each school as per the approved norms for the purpose.

2.16 Overall assessment of the manner in which implementation of the programme is contributing to the programme objectives and an analysis of strength and weaknesses of the programme implementation :-

The over all assessment of the programme implementation in the state of H.P. is as under :-

- ↓ The programme is being implemented smoothly and regularly in the state without involving any complaint or interruption and this scheme is helping the state in achieving the targeted objectives.
- ↓ Under this scheme, rice based nutritious Hot cooked meal prepared fresh daily on all the working days of the school, is being served to all the students of the targeted schools. The menu of the meal is allowed to be varied at the school level, as decided by the school committees keeping in view the choice of the children of the area as per the liking of the students. This scheme has also helped the malnourished students of poor families in improving their nutritional status and has also helped in inculcating good habits among them.
- ↓ In the state of Himachal Pradesh 100% of children are found to be present on all the school days of the year.
- ↓ The only constraint of the implementation of the programme noticed is that adequate dedicated manpower and the required infrastructure such as computer hardware, internet connection could not be provided to the offices at different levels made responsible to implement and monitor the MDM scheme.
- ↓ Presently in the existing fund releases mechanism inordinate delay has been noticed in the state. The ACA released by GOI to the state takes around three months time in reaching the ultimate implementing agencies i.e. school committees causing thereby many hardships to them in ensuring the continuance of the programme.

2.17 Impact of Mid Day Meal Scheme such as increase in enrollment, attendance, retention, learning level etc., reduction in drop-out, increase in nutritional status etc.,

- ↓ The MDM programme implemented in the State has very successfully helped in motivating the students of Govt./Govt. Aided Schools/EGS centres in enhancing the attendance rate and retention of students. The attendance of children has gone up to nearly 100% in the state.
- ↓ But due to ongoing tendency in the society to put their wards more and more in the so called Public Schools which have mushroomed up even in rural areas of the state, the trend of enrolment in the Govt. Schools is decreasing, though the overall enrollment of the eligible children in formal schools including Public Schools has been increasing as is clear from the following data of the past three years:-

“ TABLE – 2.17 ”

Year	Govt. / Govt. Aided / EGS centres	Govt. / Govt. Aided / EGS centres and Unaided Private Schools
2005-06	555378	660960
2006-07	530016	676245
2007-08	501845	659579

2.18 Details of Evaluation studies conducted and summary of its findings.

The State of HP has taken up the following studies:-

- 1) The State has instructed all the DIETs for Quarterly assessment of the implementation of MDM Scheme at least in 25% of the schools in their respective districts. The study reports submitted by the districts Mandi reveal that the Programme is being implemented quite regularly and successfully without any interruption. The Programme is liked by the children / the parents as well as the community.
- 2) Another, study of MDM programme was conducted in the state by HP University in the districts of Chamba, Kullu, Mandi and Hamirpur. The study report submitted by the University revealed that :-
 - All 100% sampled primary schools and comprehensive schools with primary section serve hot cooked food to children daily.
 - Variety of food is maintained.
 - Children were happy and satisfied and none of them brings tiffin from home.
- 3) As per the instruction of GOI external evaluation study of ongoing MDM Programme in Primary schools of the State was allotted to Dr. Y.S. Parmar University of Horticulture and Forest, Nauni H.P. Solan, to study the impact of Programme on the following suggested indicators :-
 - a) Infrastructural facilities available at school level.
 - b) The hygienic aspects of raw ingredients and food preparation.
 - c) The overall quality of food served.
 - d) Availability of Budget.
 - e) Attention paid to issues of serving and eating of food
 - f) Perception of Parents about the Programme.
 - g) Perception of Children about the Programme.

- h) Perception of Teachers about the Programme.
- i) Impact of the Programme on :Attendance, Retention, Drop out Rate and Enrolment.
- j) Monitoring of the Programme by :Teachers at School level and others.
- k) Number of Inspections conducted in the schools by different Education officials :
- l) Checking of food by :School Committee, Teachers, Members of PTA/MTA and Mothers of children.
- m) The School level Evaluation regarding School cleanliness, availability of Drinking water & sanitation , hygiene of children, Maintenance of daily record of MDM and timeliness in managing the whole process of MDM.

The study report on the above indicators is still awaited for which the concerned agency has sought more time for completion of report.

2.19 Brief write up on best practices followed in the State

- The State of HP has adopted the rice based hot cooked Mid Day Meal to be prepared a fresh every day in the school to keep the 100% attendance of children on working day even in the remote location of the schools.
- To manage the preparation of MDM , schools committees have been constituted in all the schools and have been given right to decide menu keeping in view the liking and choice of children of the area within the approved norms decided for the purpose.
- For preparing of meal, state has given preference to the widows and destitute women among the worker engaged under the Programme.
- The MDM Programme has helped the students in inculcating the good habits among the students.

• **2.20 Instances of unhygienic food served, children falling ill, sub-standard supplies, diversion/misuse of resources, social discrimination and safety measures adopted to avoid recurrence of such incidents.**

- No instance of children falling has been reported in the state of HP.
- Instructions regarding safety measures have been issued to the field offices.

2.21 Extent of involvement of NGOs and Civic Body Organizations (CBOs) / PRIs.

The state has not involved any NGO or Civic Body as the mid day meal scheme is being implemented by making use of the services of Anganwari workers/ Mahila mandals/ water carriers or the cooks/helpers engaged by the SDMC/PTA/MTA/VEC/Gram Panchayat of the respective school as they are actively involved in such activities.

2.22 Status of School Health Programme with special focus on provision of micro-nutrients, Vitamin-A, de-worming medicine, Iron and Folic acid, Zinc and recording of height, weight etc.,

The School Health programme is being implemented through the Health and family Welfare Department .

2.23 Steps taken to strengthen the monitoring mechanism in the Village, Block, District and State level and status of constitution of SMCs at these levels. Details of such meetings.

Instructions regarding conducting of meetings have been issued at Village, Block, District and State level. Meetings are held monthly at these levels where other issues including Mid day meal are also discussed.

2.24 Arrangement for departmental inspections to MDM centres and percentage of schools inspected and summary of findings and remedial measures.

In the state of Himachal Pradesh, following inspection targets have been assigned to the officers at different levels:-

Sr. No	Name of inspecting officer	Area of Inspection	Minimum Number of inspections to be conducted in a month	
			Formal inspections	Surprise inspection
1	Deputy Director, Elementary Education	(a) Offices of Block Elementary Education Officers in the District	2	2
		(b) Govt. Elementary Schools of the Distt.	2	2
2	Block Elementary Education Officer	↓ Govt. Elementary Schools of the Block	4	4
3.	Center Head Teacher	↓ Govt. Elementary Schools attached with his center	50% of the schools of center	All schools of Center
Note :- The officers at Sr. No. 1 & 2 above will inspect those blocks/ schools which have not been inspected during the previous year.				

2.25 Note on Action Taken on the findings of national level review meeting held at New Delhi on 9-10th Oct. 2007.

↓ In respect of the critical issues as pointed out by Joint Secy. (EE-I) to MHRD the Govt. of India, the comments of the State are as under:-

a) **Item No.3 (i)**

As far as the pointed out low and uneven utilization of Central Assistance in terms of foodgrains and cooking cost is concerned, the detail of utilizations by the State in the year 2007-08 are as under:-

“ TABLE – 2.25 ”

Sr. No.	Item	Quantity / Amount allocated in the year 2007-08	Utilized	% of utilization	Remarks
1.	Foodgrains				
1	Foodgrains	12826.4 MTs.	9369.77 MTs (As on 31.12.2007)	73.05 %	
2	Central Assistance				
	(i) Cooking/ conversion cost	Rs.1923.96 Lakh	Ist installment of Rs.961.98 lakh has been utilized and the 2 nd of Rs.961.98 lakh is being utilized	50%	UC in r/o Rs.961.98 lakh submitted, while the remaining amt is expected to be utilized by the end of 2007-08.
	(ii) ACA towards Replacement grant for cooking devices / utensils	Rs.200.55 lakh	Rs.200.55 lakh	100%	Utilisation certificate submitted to GOI.
	(iii) ACA towards Construction of Kitchen sheds	Rs.2059.80 Lakh	Rs.930.88 lakh (as on 31.12.2007)	45%	Utilisation certificate submitted to GOI.
	(iv) ACA towards MM&E component.	Rs.14.35 Lakh	Nil	-	Administrative and financial expenditure sanction of state is still awaited.

b) Further, as far as the inter district miss match in utilization of foodgrains is concerned, it is submitted that the estimates of project proposals regarding food-grains, are made on the basis of the enrolment of the previous year as on 30th September. But, due to the decreasing trend of enrolment during previous years in the state, for reasons of the tendency of parents to send their children to Private schools and due to adoption of counter contraceptive measures by the parents of the targeted population, the enrollment is found to decrease by approximately 20,000 in a year, than the level projected as on 30th September of the previous year. However, in the state, the schools have been instructed to lift the foodgrains as per the actual requirement, in view of the actual enrollment of the previous month, so that the food grains may not be wasted or misutilized.

Apart from above, due to the hilly terrain of the state, the PDS Depots / Fair Price Shops have been allowed liftings from the distribution centre of the other districts more convenient and nearer to the center of the other adjacent district. So, the state is of the view that in case the lifting position of foodgrains is viewed in a state specific manner, in place of district specific view, then the mismatch may not figure as problematic. The consolidated lifting percentage of foodgrains in the state of H.P as on 31.12.2007 is around 73%.

c) Further, in r/o the irregular payment to Cooks and at level below the minimum wages, it is stated that in the state of Himachal Pradesh, the cooks and helpers engaged under the programme are in different numbers depending upon the enrolment slab of the school and they are allowed honorarium ranging Rs. 200/- to Rs. 1600/- keeping in view the quantum of works involved.

d) In r/o the redressal of complaints concerning the quality and quantity of food served under MDMS, it is stated that the State is having a set mechanism to look at the complaints.

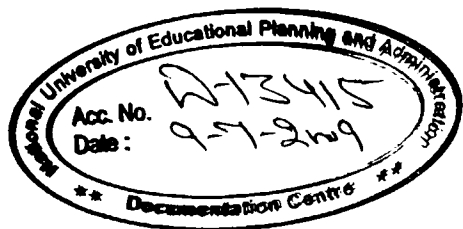
The complaints are redressed at grass root level (i.e. Block / District) by the respective Block Elementary Education Officer/ Dy. Director of Elementary Education and thereafter, if need arises at the state level by the Director Elementary Education and then at the Govt. level depending upon the nature of complaint involved. At every level immediate follow up action is taken to avoid any further recurrence of the problem giving rise to the complaint..

Apart from above, the Steering cum Monitoring Committees have also been constituted in the state at Block, District and State level to over see the implementation of the scheme. The different functionaries of the SMCs have also been authorized to inspect preparation Centers under MDMS programme and help the state to ensure that the programme of Mid Day Meal is implemented smoothly.

e) The state of Himachal Pradesh has also decided to ensure the fund flow under the MDM scheme i.e. from Block Offices to the schools through Banks. The Bank Accounts, specifically for MDM have been instructed to be opened both at the Block and the School level by the concerned Block Elementary Education Officers and in the joint names of Pradhan & Member secretary (Sr. Teacher of the school) of the School Committee of each school.

Further directions have been issued to all the Block offices to make quarterly draws of the estimated required amount and distribute to the concerned schools through cheques to avoid any risk involved in transacting Cash. The school have been instructed to withdraw from their Bank Accounts, the required amount fortnightly. This has been done to avoid spending by teacher from their own pocket on the implementation of the programme and to ensure the smooth and continued implementation of the MDM scheme in the state.

f) In view of financial constraints the state as yet could not appoint dedicated staff at different levels purely for the implementation of MDM Programme in the state. However efforts are being made to not to assign other works to the existing staff so as to implement the MDM Programme at State/ District level and Block level effectively.



2.26 Feedback / comments in respect of report of Monitoring Institutions

designated for your State to monitor implementation of MDM and action taken thereon

The State of HP has taken up the following studies:-

1. The State has instructed all the DIETs for Quarterly assessment of the implementation of MDM Scheme at least in 25% of the schools in their respective districts. The study reports submitted by the districts Mandi reveal that the Programme is being implemented quite regularly and successfully without any interruption. The Programme is liked by the children / the parents as well as the community.
2. Another, study of MDM programme was conducted in the state by HP University in the districts of Chamba, Kullu, Mandi and Hamirpur. The study report submitted by the University revealed that :-
 - ↓ All 100% sampled primary schools and comprehensive schools with primary section serve hot cooked food to children daily.
 - ↓ Variety of food is maintained.
 - ↓ Children were happy and satisfied and none of them brings tiffin form home.
3. Further, as per the instructions of GOI, External Evaluation Study of ongoing MDM Programme in Primary schools of the State was allotted to Dr. Y.S. Parmar University of Horticulture & Forestry, Nauni, District : Solan (H.P), to study the impact of Programme on the following suggested indicators :-
 - a) Infrastructural facilities available at school level.
 - b) The hygienic aspects of raw ingredients and food preparation.
 - c) The overall quality of food served.
 - d) Availability of Budget.
 - e) Attention paid to issues of serving and eating of food
 - f) Perception of Parents about the Programme.
 - g) Perception of Children about the Programme.
 - h) Perception of Teachers about the Programme.
 - i) Impact of the Programme on : Attendance, Retention, Drop out Rate and Enrolment.
 - j) Monitoring of the Programme by : Teachers at School level and others.
 - k) Number of Inspections conducted in the schools by different Education officials :
 - l) Checking of food by : School Committee, Teachers, Members of PTA/MTA and Mothers of children.
 - m) The School level Evaluation regarding School cleanliness, availability of Drinking water & sanitation , hygiene of children, Maintenance of daily record of MDM and timeliness in managing the whole process of MDM.

The above said University has been allowed time extension by the end of March,2008 for the completion of the study report . The report of the Study under refernce is expected to be submitted by the university in the Month of April,2008.

[Summary Highlights of AWP&B for MDM for the year 2008-09]

- ✚ Cooked Mid Day Meal programme introduced in all the Govt./Govt. Aided primary schools (classes I to V) and the EGS centers opened under SSA, in the state w.e.f. 01-09-2004.
- ✚ Cooked Mid Day Meal programme expected to be introduced in all the Govt./Govt. Aided Upper primary Units / schools (classes VI to VIII), in the state w.e.f. the year 2008-09.
- ✚ Designated Nodal Department for implementing MDM scheme in the state of H.P. is the Department of Elementary Education.
- ✚ Designated Nodal department for the movement of Food-grains (RICE) in the state is the H.P. State Civil Supplies Corporation.
- ✚ HP being a special hill State, is allowed reimbursements of transportation subsidy @ Rs. 100/- per quintal which has been enhance to Rs.125/ per quintal w.e.f 1.10.2007.
- ✚ Hot Cooked Meal of high calorific value and protein content, prepared in the school.
- ✚ Joint inspections for ensuring quality of RICE supplied being carried out by the area managers of HPSCSC and the officers of the FCI.
- ✚ **Agencies Involved are :** Either Anganwari Centres of ICDS OR Mahila Mandals OR concerned primary schools in coordination with the local community, MTA / PTA / NGO's / women's Self-Help-Group etc.
- ✚ The school committees constituted for every school, authorized to decide the weekly menu.
- ✚ Under CMDM programme, the average cooking cost allowed is Rs 2.50 per child per school day and for primary stage and for Upper primary stage, it has been estimated to be Rs.3.50 per child per school day.
- ✚ Every effort is made to ensure the meal more wholesome, more nutritious and more varied as to the liking of the children.
- ✚ The state is encouraging less polluting fuels /gas based cooking,
- ✚ Cooks & helpers engaged under the programme is ONE OR more than ONE depending upon the enrolment slab of the school and are allowed Honorarium as per the enrolment slab of the school.
- ✚ The Steering-cum Monitoring Committees at STATE, DISTRICT, and BLOCK level have been constituted and regular review meetings being held at different levels.
- ✚ For ensuring the Transparency and Accountability at School Level, Senior Teacher of the school made responsible for the maintenance of Accounts and Stock.
- ✚ The participation of mothers in the programme is being encouraged by forming rosters to be supervised one mother at the time of the preparation and serving of meal.
- ✚ Assessment studies being conducted in every district through DIETs.
- ✚ External Evaluation Study of MDM programme in primary schools of the state is being conducted by the Dr. Y.S. Parmar University of Horticulture & Forestry Nauri, District Solan ,the report of which is still awaited.

↓ **Information on Costing r/o Primary / upper Primary stage, for the year 2008-09 :-**

Sr. No.	Item	Primary (class I to V)	Upper primary (class VI to VIII)
1.	Total No. of Institutions : (as on 30.9.07) 1. Govt. 2. Govt. Aided 3. EGS centers TOTAL	10678 11 331 11020	4235 27 0 4262
2.	Total Enrollment (30.9.07) 1. Govt. 2. Govt. Aided 3. EGS centers TOTAL	492401 1829 6753 500983	347213 3661 0 350874
2.	Total No. of school Days in the year 2008-09.	242	242
3.	Per Child per day Average Cooking /Conversion Cost. Out of Which ; ↓ Expected Central Assistance ↓ Estimated State Contribution.	@ Rs. 2.50 @ Rs. 1.50 @ Rs. 1.00	@ Rs. 3.50 @ Rs. 2.00 @ Rs. 1.50
4.	Total Cooking Cost Out of Which ; ↓ Expected Central Assistance ↓ Estimated State Contribution.	Rs 30.31 Crores Rs.18.19 Crore Rs.12.12 Crore	Rs. 29.72 crores Rs. 16.98 crore Rs. 12.74 crore
5.	Required Transportation Subsidy	Rs.1.52 Crore	Rs.1.06 crore
6.	No. of schools requiring Kitchen sheds construction.	7157	4188
7.	Total Central Assistance required Towards the component of Kitchen sheds construction.	Rs.4294.00 Lakhs @ 0.60 Lakh per school.	Rs. 2512.80 Lakhs @ 0.60 Lakh per school.
8.	No. of Schools required to be provided Replacement GRANT for kitchen devices / utensils	7151 @ Rs.5000/-	4042 @ Rs.5000/-
9.	Total Replacement GRANT required from Govt. of India.	Rs. 357.55 Lakhs	Rs.202.10 Lakhs
10.	Total Assistance required for MM&E component :- { @ 1.8 % of Total Project Cost of (i+ii+iii) including cost of rice provided free by GOI } i) Cooking cost (Rs.30.31+Rs.29.72 Crore) ii) Transportation Cost (Rs.1.52+1.06 crore) (iii) Cost of Rice(Rs.6.85+Rs.4.80 Crore) (iv) Total (v) 1.8% of (iv) (vi) Total expected ACA for MM&E component	Rs 30.31 Crores Rs. 1.52 Crore Rs 6.85 Crores Rs 38.68 Crores Rs 69.62 Lakhs Rs 69.62 Lakhs	Rs. 29.72 Crores Rs. 1.06 Crore Rs 4.80 Crores Rs. 35.58 Crores Rs. 64.04 Lakhs Rs. 64.04 Lakhs

Note :- All the implementing procedure will be as same for both primary & Upper primary stage except the scale of ingredients allowed and the cooking cost / conversion cost for each stage.

In brief Hot cooked Mid Day Meal programme is being implemented successfully and smoothly all over the state .

Table - 1
Annual Work Plan and Budget 2008-09

Table-1

44

[Mid-Day Meal Scheme]						
GENERAL INFORMATION-2007-08						
State:H.P.						
1. No. of children availing Mid-Day Meal as on 30.9.2007						
	SC	ST	OBC	Minority	Others(Gen.)	Total
(1)	(2)	(2)	(3)	(4)	(5)	(6)
Boys	86185	15850	36138	0	115367	253540
Girls	83894	15773	34108	0	113668	247443
Total	170079	31623	70246	0	229035	500983
2. Staff (Cook/helper/others) employed under Mid Day Meal Scheme						
	SC	ST	OBC	Minority	Others	Total
(1)	(2)	(2)	(3)	(4)	(5)	(6)
Male	763	283	0	0	3510	4556
Female	2076	1166	0	0	10135	13377
Total	2839	1449	0	0	13645	17933
3. Salary paid to Staff (Cook/helper/others) employed under Mid Day Meal Scheme						
Staff	Average Monthly Salary	Remarks/basis/norms for appointment and payment of wages				
Cook	The honorarium in the form of wages is paid to cookers/helper s as per-enrolment slabs given in the table attached	Sr.	Enrolment	No. of warkers (Anganwari/ Mahila Mandals/	Monthly Honorarium allowed to	
Helper		No.	Slabs			
		1	1 to 5	No. of workers=	Rs. 100/-	
		2	6 to 15	No. of worker = 2	Rs. 200/-	
		3	16 to 30	No. of worker =2	Rs. 300/-	
		4	31 to 120	No. of worker =2	Rs. 400/-	
		5	121 to 270	No. of worker =3	Rs. 400/-	
Others		6	271 & above	No. of worker =4	Rs. 400/-	
Average Per Child per Day Estimated Honorarium paid is Rs. 0.59/- paise						

4. Break-up of nutrition content and cost of meal per child per day as per State Nutrition/Expenditure Norm including Central Assistance & State contribution (unit cost).

A. Primary							
Sl. No.	Food Item	Quantity (in gms)	Cost of Qty Recommended (in Rs.)	Calories	Protein content (in gms)		
(1)	(2)	(2)	(3)	(4)	(5)		
1	Foodgrains (Wheat/Rice)	100	Supplied free	345 cal	6.8 g		
2	Pulses	20	0.80	75 cal + 45 cal for Edible oil	3.86 g		
3	Vegetables (in leafy)	50	0.60				
4	Oil & fat	5	0.25				
5	Salt & Condiments	4.5	0.27				
6	Onion	10	0.15			5 cal	0.12 g.
7	Sugar	40	1.00				
7	Raison(Dakh)	2	0.25				
8	Saunf	2	0.20				
9	Coconut	2	0.30				
10	Fuel	The amount @ Rs. 0.40 per child per day is spent to meet fule charges					
11	Labour & other administrative charge	As per enrolment norms prescribed in the previous table as per unit cost of Rs. 0.59 per child per day					
Total		*		470 cal	10.78 g		

* In order to maintain variety in menu the children are provided meals in the form of Vegetable Meal(Pulao) as per unit cost of Rs. 1.28/- per child per day (for two days),Pulse meal (Dal-Rice) as per unit cost of Rs. 1.48/- per child per day (for three days) and Sweet Rice @ Rs.1.78/- per child per day (for one day) . The over all average conversion cost excluding the cost of fuel & honorarium comes out Rs. 1.51 per child per day.

Upper Primary					
Sl. No.	Food item	Quantity (in gms)	Cost of Qty Recommended (in Rs.)	Calories	Protein content (in gms)
(1)	(2)	(2)	(3)	(4)	(5)
1	Foodgrains (Wheat/Rice)	150	Supplied free	517.5	10.2
2	Pulses	30	1.20		
3	Vegetables (in leafy)	75	0.90		
4	Oil & fat	7	0.36		
5	Salt & Condiments	6.5	0.36		
6	Onion	15	0.23		
7	Sugar	60	1.50		
8	Raison(Dakh)	2.5	0.35		
9	Saunf	2.5	0.25	183.5	5.97
10	Coconut	2.5	0.38		
11	Fuel		0.60		
12	Labour & other administrative charge		0.80		
Total		**		701.00	16.17

** In order to maintain variety in menu the children are provided meals in the form of Vegetable Meal(Pulao) as per unit cost of Rs. 1.85/- per child per day (for two days),Pulse meal (Dal-Rice) as per unit cost of Rs. 2.15/- per child per day (for three days) and Sweet Rice @ Rs.2.47/- per child per day (for one day) . The over all average conversion cost excluding the cost of fuel & honorarium comes out Rs. 2.10 per child per day.

Table-2
Annual Work Plan and Budget 2008-09
[MID-DAY MEAL SCHEME]

Table-2

Proforma for Furnishing Details of Provisions made in the State Budget 2008-09

State : H.P

(Rs. In lakh)

1) Cooking Cost : Primary

Year	Allocations in State/UT Budget			Total Expenditure
	Central Assistance (Reimbursement)	State Contribution	Total	
1	2	3	4	5
2005-06	1429.61	888.00	2317.61	
2006-07	1206.14	1417.50	2623.64	
2007-08	1923.96	1448.56	3372.52	(Expenditure as on 31.12.07)
2008-09			0	Not Applicable

2) Cooking Cost : Upper Primary

Year	Allocations in State/UT Budget			Total Expenditure
	Central Assistance (Reimbursement)	State Contribution	Total	
1	2	3	4	5
2007-08	0.00	0.00	0.00	(Expenditure as on 31.12.07)
2008-09	0.00	0.00	0.00	Not Applicable

3) Cost of meal per child per day, as per State Expenditure Norm including Central Assistance & State contribution (Unit Cost). [Excluding Cost of Foodgrains]

Year	Primary	Upper Primary
2005-06	1.76	---
2006-07	2.50	---
2007-08	2.50	---
2008-09	2.50	3.50

@ 2.50/- for Primary classes are effective
from 1.9.2006

4) Construction of Kitchen-cum-Stores

Year	Provision in the State Budget			Expenditure
	Central assistance (Re-imburement)	State Contribution if any including through convergence	Total	
2006-07	0.00	0.00	0.00	
2007-08	2059.80	44.00	2103.80	972.56 (Expenditure as on 31.12.07)
2008-09				Not Applicable

5) Procurement of Kitchen Devices

Year	Provision in the State Budget			Expenditure
	Central assistance (Re-imburement)	State Contribution if any including through convergence	Total	
2006-07	177.30	0.00	177.30	177.30
2007-08	200.55	0.00	200.55	200.55 (Expenditure as on 31.12.07)
2008-09				Not Applicable



 (Signature)
 Secretary of Nodal Department
 Secretary (Education) to the
 Govt. of Himachal Pradesh
 Shimla-171002

Table-3
Annual Work Plan and Budget 2008-09
[Mid-Day Meal Scheme]

Table-3

District wise information on number of Institutions under MDM Scheme for Primary Stage (Classes I-V)

State:H.P

(As on 30th Sep., 2007)

S.No.	Name of District	No. of Institutions					No. of Institutions regularly serving MDM					Diff. Between (7) -(12)
		Classes I-V (Govt+LB)	Classes I-V (GA)	EGS Centres	AIE Centres	Total (col 3+4+5+6)	Classes I-V (Govt+LB)	Classes I-V (GA)	EGS Centres	AIE Centres	Total (col.8+9+10+11)	
1	2	3	4	5	6	7	8	9	10	11	12	13
1	Bilaspur	600	0	0	0	600	600	0	0	0	600	0
2	Chamba	1109	0	154	0	1263	1109	0	154	0	1263	0
3	Hamirpur	506	2	0	0	508	506	2	0	0	508	0
4	Kangra	1762	3	25	0	1790	1762	3	25	0	1790	0
5	Kullu	730	0	27	0	757	730	0	27	0	757	0
6	Kinnaur	207	0	1	0	208	207	0	1	0	208	0
7	Lahaul & Spiti	203	0	1	0	204	203	0	1	0	204	0
8	Mandi	1730	2	8	0	1740	1730	2	8	0	1740	0
9	Shimla	1592	3	18	0	1613	1592	3	18	0	1613	0
10	Solan	759	0	24	0	783	759	0	24	0	783	0
11	Sirmaur	975	0	52	0	1027	975	0	52	0	1027	0
12	Una	505	1	21	0	527	505	1	21	0	527	0
TOTAL		10678	11	331	0	11020	10678	11	331	0	11020	0

Source:-MIS-2007 SSA
 Govt: Government Schools
 LB: Local Body Schools
 GA: Govt Aided Schools

Reasons for the difference in col. 13

Date: 17/3/08

(Signature)
 (Signature)

Secretary of the Nodal Department
 Government/UT Administration of H.P.

Table-3A
Annual Work Plan and Budget 2008-09
[Mid-Day Meal Scheme]

Table-3A

District wise information on number of Institutions under MDM Scheme for Upper Primary Stage (Classes VI-VIII)
in Educationally Backward Blocks (EBBs)

State:H.P.

(As on 31st Dec., 2007)

S.No.	Name of District	No. of Institutions in EBBs					No. of Institutions regularly serving MDM (in EBBs)					Diff. Between (7) -(12)
		(Govt+LB)	(GA)	EGS Centres	AIE Centres	Total (col 3+4+5+6)	(Govt+LB)	(GA)	EGS Centres	AIE Centres	Total (col.8+9+10+11)	
1	2	3	4	5	6	7	8	9	10	11	12	13
1	Bilaspur	241	1	0	0	242	0	0	0	0	0	242
2	Chamba	402	0	0	0	402	0	0	0	0	0	402
3	Hamirpur	271	2	0	0	273	0	0	0	0	0	273
4	Kangra	780	11	0	0	791	0	0	0	0	0	791
5	Kullu	225	0	0	0	225	0	0	0	0	0	225
6	Kinnaur	81	0	0	0	81	0	0	0	0	0	81
7	Lahaul & Spiti	62	0	0	0	62	0	0	0	0	0	62
8	Mandi	649	2	0	0	651	0	0	0	0	0	651
9	Shimla	646	4	0	0	650	0	0	0	0	0	650
10	Solan	300	3	0	0	303	0	0	0	0	0	303
11	Sirmaur	329	0	0	0	329	0	0	0	0	0	329
12	Una	249	4	0	0	253	0	0	0	0	0	253
TOTAL		4235	27	0	0	4262	0	0	0	0	0	4262

Govt: Government Schools

LB: Local Body Schools

GA: Govt Aided Schools

SCHOOL	EGS	AIE
--------	-----	-----

- i) No of actual school working days during 1.10.2007 to 31.12.2007: The scheme not implemented during th
- ii) No. of days mid-day meal served during 1.10.2007 to 31.12.2007: Same as above

Reasons for the difference in col. 13

Date: 17/3/08

The State could not extend Mid Day Meal Programme to upper Primary stage in 5 EBBs u.e.f. 1-10-07 due to the scheduled Assembly elections and enforcement of Model Code of Conduct in the State.

(Signature) *[Signature]*
 Secretary of the Nodal Department
 Government/UT Administration of

Table-3B
Annual Work Plan and Budget 2008-09
[Mid-Day Meal Scheme]

Table-3B

District wise information on number of Institutions under MDM Scheme for Upper Primary Stage (Classes VI-VIII)

State:H.P.

(As on 30th, Sep., 2007)

S.No.	Name of District	No. of Institutions having upper primary classes <u>WITHOUT</u> primary classes (classes I-V) attached to them					No. of Institutions having upper primary classes <u>WITH</u> primary classes (classes I-V) attached to them					Total (col 7+12)
		(Govt+LB)	(GA)	EGS Centres	AIE Centres	Total (col 3+4+5+6)	(Govt+LB)	(GA)	EGS Centres	AIE Centres	Total (col 8+9+10+11)	
1	2	3	4	5	6	7	8	9	10	11	12	13
1	Bilaspur	241	1	0	0	242	0	0	0	0	0	242
2	Chamba	402	0	0	0	402	0	0	0	0	0	402
3	Hamirpur	271	2	0	0	273	0	0	0	0	0	273
4	Kangra	780	11	0	0	791	0	0	0	0	0	791
5	Kullu	225	0	0	0	225	0	0	0	0	0	225
6	Kinnaur	81	0	0	0	81	0	0	0	0	0	81
7	Lahaul & Spiti	62	0	0	0	62	0	0	0	0	0	62
8	Mandi	649	2	0	0	651	0	0	0	0	0	651
9	Shimla	646	4	0	0	650	0	0	0	0	0	650
10	Solan	300	3	0	0	303	0	0	0	0	0	303
11	Sirmaur	329	0	0	0	329	0	0	0	0	0	329
12	Una	249	4	0	0	253	0	0	0	0	0	253
	TOTAL	4235	27	0	0	4262	0	0	0	0	0	4262

Govt: Government Schools
LB: Local Body Schools
GA: Govt Aided Schools

Date: 17/3/09


(Signature)
Secretary of the Nodal Department
Government/UT Administration of _____

Table-4
Annual Work Plan and Budget 2008-09
[Mid-Day Meal Scheme]

Table-4

District-wise information on Enrolment and Children availing MDM for 2007-08 for Primary Stage (Classes I - V)
(Only in MS-Excel Format)

State:H.P.

(As on 30th Sep., 2007)

S.No.	Name of District	Total Enrolment				No. of children availing MDM*			
		Classes I-V (Govt+LB+GA)	EGS Centres	AIE Centres	Total (col 3+4+5)	Classes I-V (Govt+LB+GA)	EGS Centres	AIE Centres	Total (col.7+8+9)
1	2	3	4	5	6	7	8	9	10
1	Bilaspur	23445	0	0	23445	23445	0	0	23445
2	Chamba	54697	2569	0	57266	54697	2569	0	57266
3	Hamirpur	25045	0	0	25045	25045	0	0	25045
4	Kangra	91529	556	0	92085	91529	556	0	92085
5	Kullu	37344	421	0	37765	37344	421	0	37765
6	Kinnaur	6792	19	0	6811	6792	19	0	6811
7	Lahaul & Spiti	2196	15	0	2211	2196	15	0	2211
8	Mandi	71007	179	0	71186	71007	179	0	71186
9	Shimla	59244	410	0	59654	59244	410	0	59654
10	Solan	47554	963	0	48517	47554	963	0	48517
11	Sirmaur	39681	926	0	40607	39681	926	0	40607
12	Una	35696	695	0	36391	35696	695	0	36391
	Total	494230	6753	0	500983	494230	6753	0	500983
-									
-									
-									

* District wise aggregation of actual no. of children availing MDM based on school level MDM attendance register maintained.

Govt: Government Schools

LB: Local Body Schools

GA: Govt Aided Schools

- i) No of actual school working days during 1.4.2007 to 31.12.2007:
ii) No. of days mid-day meal served during 1.4.2007 to 31.12.2007:

SCHOOL	EGS	AIE
242	242	0
242	242	0

Date: 17/3/08



 (Signature)
 Secretary of the Nodal Department
 Government/UT Administration of H.P.

Table-4A
Annual Work Plan and Budget 2008-09
[Mid-Day Meal Scheme]

Table-4A

District-wise information on Enrolment and Children availing MDM for 2008-09 for Upper Primary Stage (Classes VI-VIII)
(Only in MS-Excel Format)

State:H.P.

S.No.	Name of District	Total Enrolment as on 30.9.07				No. of children likely to avail MDM in 2008-09			
		Classes VI -VIII (Govt+LB+GA)	EGS Centres	AIE Centres	Total (col 3+4+5)	Classes VI -VIII (Govt+LB+GA)	EGS Centres	AIE Centres	Total (col.7+8+9)
1	2	3	4	5	6	7	8	9	10
1	Bilaspur	18507	0	0	18507	18507	0	0	18507
2	Chamba	31283	0	0	31283	31283	0	0	31283
3	Hamirpur	20594	0	0	20594	20594	0	0	20594
4	Kangra	69732	0	0	69732	69732	0	0	69732
5	Kullu	25779	0	0	25779	25779	0	0	25779
6	Kinnaur	3969	0	0	3969	3969	0	0	3969
7	Lahaul & Spiti	1342	0	0	1342	1342	0	0	1342
8	Mandi	53643	0	0	53643	53643	0	0	53643
9	Shimla	38358	0	0	38358	38358	0	0	38358
10	Solan	28542	0	0	28542	28542	0	0	28542
11	Sirmaur	33402	0	0	33402	33402	0	0	33402
12	Una	25723	0	0	25723	25723	0	0	25723
	Total	350874	0	0	350874	350874	0	0	350874
-									
-									
-									

Govt: Government Schools

LB: Local Body Schools

GA: Govt Aided Schools

Date: 17/8/08


(Signature)
Secretary of the Nodal Department
Government/UT Administration of H.P.

Table-5
Annual Work Plan and Budget 2008-09
[Mid-Day Meal Scheme]
For Primary Stage (Classes I-V)

Table-5

State:H.P.

I. Anticipated Working Days for Schools & EGS Centres between April, 2008 & March, 2009

S. No.	Month	Total No. of Days in the month	Deduct Holidays				Anticipated No. of Working Days (3-8)	Remarks	
			Vacation Days	Holidays outside Vacation period		Total Holidays (4+7)			
				Sundays	Other School Holidays				Total
1	2	3	4	5	6	7	8	9	10
1	April,08	30	6	3	4	7	13	17	
2	May,08	31	0	4	2	6	6	25	
3	June,08	30	0	5	2	7	7	23	
4	July,08	31	16	2	1	3	19	12	
5	August,08	31	24	1	0	1	25	6	
6	September,08	30	0	4	1	5	5	25	
7	October,08	31	0	4	5	9	9	22	
8	November,08	30	0	5	2	7	7	23	
9	December,08	31	6	3	2	5	11	20	
10	January,09	31	0	4	3	7	7	24	
11	February,09	28	0	4	2	6	6	22	
12	March,09	31	0	5	3	8	8	23	
	Total	365	52	44	27	71	123	242	

ii. Anticipated No. of average Working Days per AIE Centre between April, 2008 and March, 2009.

Date: 17/3/08



 (Signature)
 Secretary of the Nodal Department
 Government/UT Administration of _____
 Seal:

Table-5A
Annual Work Plan and Budget 2008-09
[Mid-Day Meal Scheme]
For Upper Primary Stage (Classes VI-VIII)

Table-5A

State:H.P.

I. Anticipated Working Days for Schools & EGS Centres between April, 2008 & March, 2009

S. No.	Month	Total No. of Days in the month	Deduct Holiddays				Anticipated No. of Working Days (3-8)	Remarks	
			Vacation Days	Holidays outside Vacation period		Total Holidays (4+7)			
				Sundays	Other School Holidays				Total
1	2	3	4	5	6	7	8	9	10
1	April,08	30	6	3	4	7	13	17	
2	May,08	31	0	4	2	6	6	25	
3	June,08	30	0	5	2	7	7	23	
4	July,08	31	16	2	1	3	19	12	
5	August,08	31	24	1	0	1	25	6	
6	September,08	30	0	4	1	5	5	25	
7	October,08	31	0	4	5	9	9	22	
8	November,08	30	0	5	2	7	7	23	
9	December,08	31	6	3	2	5	11	20	
10	January,09	31	0	4	3	7	7	24	
11	February,09	28	0	4	2	6	6	22	
12	March,09	31	0	5	3	8	8	23	
	Total	365	52	44	27	71	123	242	

II. Anticipated No. of average Working Days per AIE Centre between April, 2008 and March, 2009.

Date: 17/3/08



 (Signature)
Secretary of the Nodal Department
Government/UT Administration of H.P.
 Seal:

Table-6
Annual Work Plan and Budget 2008-09
[Mid-Day Meal Scheme]

Table-6

District-wise information on Lifting and Utilization of foodgrains at school level during 2007-08 for Primary Stage (Classes I-V)
(Only in MS-Excel Format)

For the period 1.4.2007 to 31.12.2007

State::H.P.

[Qty in MTs]

S.No.	Name of District	Rice						Wheat					
		Allocation for the year 2007-08	Opening Balance as on 1.4.2007	Lifted	** Aggregate quantity Consumed at School level	Balance* (Stock in hand) as on 31.12.2007 [col.4+5-6]	% Consumption (% of 6 on 3)	Allocation for the year 2007-08	Opening Balance as on 1.4.2007	Lifted	Aggregate quantity Consumed at School level	Balance* (Stock in hand) as on 31.12.2007 [col.10+11-12]	% Consumption (% of 12 on 9)
1	2	3	4	5	6	7	8	9	10	11	12	13	14
1	Bilaspur	618.77	0	402.45	402.45	0	65.04	0	0	0	0	0	0
2	Chamba	1436.1	0	1005.27	1005.27	0	70.00	0	0	0	0	0	0
3	Hamirpur	663.06	0	464.142	464.14	0	70.00	0	0	0	0	0	0
4	Kangra	2410.22	0	1687.15	1687.15	0	70.00	0	0	0	0	0	0
5	Kullu	173.01	0	141.616	141.62	0	81.85	0	0	0	0	0	0
6	Kinnaur	977.78	0	731.202	731.20	0	74.78	0	0	0	0	0	0
7	Lahaul & S	56.58	0	41.5569	41.56	0	73.45	0	0	0	0	0	0
8	Mandi	1821.73	0	1348.74	1348.74	0	74.04	0	0	0	0	0	0
9	Shimla	1484.74	0	1284.33	1284.33	0	86.50	0	0	0	0	0	0
10	Solan	1237.42	0	815.983	815.98	0	65.94	0	0	0	0	0	0
11	Sirmaur	1018.63	0	797.488	797.49	0	78.29	0	0	0	0	0	0
12	Una	928.36	0	649.852	649.85	0	70.00	0	0	0	0	0	0
	Total	12826.4	0	9369.77	9369.77	0	73.05	0	0	0	0	0	0
** The actual figures of consumption at school level are still awaited whoever 100% consumption is asumed for present context													
-													
-													
-													

*: includes unspent balance at State; District & Block levels as on 31.12.07

Date: 17/3/08

Rohina
(Signature)

Secretary of the Nodal Department
Government/UT Administration of *H.P.*
Seal:

54

Table-6A
Annual Work Plan and Budget 2008-09
[Mid-Day Meal Scheme]

Table-6A

District-wise information on Lifting and Utilization of foodgrains at school level during 2007-08 for Upper Primary Stage (Classes VI-VIII) in Educationally Backward Blocks (EBBs)

(Only in MS-Excel Format)

For the period 1.10.2007 to 31.12.2007

State:H.P.

S.No.	Name of District	Rice					Wheat				
		Allocation for the year 2007-08	Lifted	Aggregate quantity Consumed at School level	Balance* (Stock in hand) as on 31.12.2007 [col.4-5]	% Consumption (% of 5 on 3)	Allocation for the year 2007-08	Lifted	Aggregate quantity Consumed at School level	Balance* (Stock in hand) as on 31.12.2007 [col.9-10]	% Consumption (% of 10 on 8)
1	2	3	4	5	6	7	8	9	10	11	12
1	Bilaspur	0	0	0	0	0	0	0	0	0	0
2	Chamba	0	0	0	0	0	0	0	0	0	0
3	Hamirpur	0	0	0	0	0	0	0	0	0	0
4	Kangra	0	0	0	0	0	0	0	0	0	0
5	Kullu	0	0	0	0	0	0	0	0	0	0
6	Kinnaur	0	0	0	0	0	0	0	0	0	0
7	Lahaul & S	0	0	0	0	0	0	0	0	0	0
8	Mandi	0	0	0	0	0	0	0	0	0	0
9	Shimla	0	0	0	0	0	0	0	0	0	0
10	Solan	0	0	0	0	0	0	0	0	0	0
11	Sirmaur	0	0	0	0	0	0	0	0	0	0
12	Una	0	0	0	0	0	0	0	0	0	0
	Total	0	0	0	0	0	0	0	0	0	0
- Note: For the State of Himachal Pradesh the foodgrains to the tune of 853.23 MT were allocated for the purpose during 2007-08 but the same could not be allocated to the district as the scheme for upper Primary classes was not started during 2007-08											
-											
-											

*: includes unspent balance at State; District & Block levels as on 31.12.07

Date: 17/3/08

Secretary of the Nodal Department
 Government/UT Administration of H.P.

Seal:

Table-7
Annual Work Plan and Budget 2008-09
[Mid-Day Meal Scheme]

Table-7

District-wise information on Cooking Assistance released and Utilised* during 2007-08 for Primary Stage (Classes I - V)
(Only in MS-Excel Format)

(For the period 1.4.2007 to 31.12.2007)

State:H.P.

[In Rs.]

S.No.	Name of District	Allocation for 2007-08 (Note: 1)	*Opening Balance as on 1.4.2007 (Note: 1)	Cooking assistance received (Note: 1)	*Utilisation* of Cooking assistance at school level (Note:1)	Unspent Balance as on 31.12.07 [Col. 4+5-6] (Note:1 & 2)	% Utilisation (% of 6 on 3)
1	2	3	4	5	6	7	8
1	Bilaspur	15931100	0	15931100	0	Note : Col. 4, Col. 6 & Col 8 : The information is still awaited from the Dy-Directors of the concerned districts.	0
2	Chamba	33264700	0	33264700	0		0
3	Hamirpur	17154100	0	17154100	0		0
4	Kangra	58593100	0	58593100	0		0
5	Kullu	3760000	0	3760000	0		0
6	Kinnaur	26222100	0	26222100	0		0
7	Lahaul & Spiti	1079500	0	1079500	0		0
8	Mandi	49333900	0	49333900	0		0
9	Shimla	42715100	0	42715100	0		0
10	Solan	35792100	0	35792100	0		0
11	Sirmaur	29453300	0	29453300	0		0
12	Una	23952500	0	23952500	0		0
Total		337251500	0	337251500	0	0	0

* please refer para 4.4 of D.O. letter 14.1.2008 from JS(E.E.1)

Note 1: Includes Central Assistanace & State Contribution, both in terms of funds and monetary value of the commodities supplied by the State/UT.

Note 2: Unspent balance is aggregate of unspent balances at District, Block, Village/Panchayat & School level.

Date: 17/3/08



 (Signature)
 Secretary of the Nodal Department
 Government/UT Administration of Himachal Pradesh
 Chandigarh

Table-7A
Annual Work Plan and Budget 2008-09
[Mid-Day Meal Scheme]

Table-7A

District-wise information on Cooking Assistance released and utilised* during 2007-08 for Upper Primary Stage (Classes VI - VIII) in
 Educationally Backward Blocks (EBBs)
 (Only in MS-Excel Format)

(For the period 1.10.2007 to 31.12.2007)

State:H.P.

[Rs. in Lakh]

S.No.	Name of District	Allocation for 2007-08 [Note : 1]	Cooking assistance received [Note : 1]	Utilisation* of Cooking assistance at school level [Note : 1]	Unspent balance as on 31.12.07 [Col.4-5] (Note:1 & 2)	% Utilisation (% of 5 on 3)
1	2	3	4	5	6	7
1	Bilaspur	0	0	0	0	Note: For the State of Himachal Pradesh the funds to the tune of Rs.113.76 lakhs were allocated for the purpose during 2007-08 but the same could not be allocated to the district as the schme for upper Primary classes was not started during 2007-08
2	Chamba	0	0	0	0	
3	Hamirpur	0	0	0	0	
4	Kangra	0	0	0	0	
5	Kullu	0	0	0	0	
6	Kinnaur	0	0	0	0	
7	Lahaul & Spiti	0	0	0	0	
8	Mandi	0	0	0	0	
9	Shimla	0	0	0	0	
10	Solan	0	0	0	0	
11	Sirmaur	0	0	0	0	
12	Una	0	0	0	0	
Total		0	0	0	0	

* please refer para 4.4 of D.O. letter 14.1.2008 from JS(E.E.1)

Includes Central Assistanace & State Contribution, both in terms of funds and monetary value of the commodities supplied by the

Note 1: State/UT.

Note 2: Unspent balance is aggregate of unspent balances at District, Block, Village/Panchayat & School level.

Date: 17/3/08

(Signature)

Secretary of the Nodal Department
 Government/UT Administration of H.P.

Shimla Seat

Table-8
Annual Work Plan and Budget 2008-09
[Mid-Day Meal Scheme]
Kitchen Shed Construction
Achievement during 2007-08 [out of MDMS funds]

Table-8

State:H.P.

As on 31.12.2007

Sl. No.	District	Allocation* Physical			Allocation* Financial (Rs. in Lakh)			Completed (C)		In progress (IP)		Total (C+IP) Achievement		Yet to be started		Achievement as % of allocation	
		2006-07	2007-08	Total	2006-07	2007-08	Total	Physical	Financial (Rs. in lakh)	Physical	Financial (Rs. in lakh)	Physical [col. 9+11]	Financial (Rs. in lakh.) [col. 10+12]	Physical [col. 5-13]	Financial (Rs. in lakh) [col. 8-14]	Physical [% of 13 on 5]	Financial [% of 14 on 8]
1	2	3	4	5	6	7	8	9	10	11	12	13	14	15	16	17	18
1	Bilaspur	0	163	163	0.00	97.80	97.80	9	5.40	154	92.40	163	97.80	0	0.00	100.00	100.00
2	Chamba	0	382	382	0.00	229.20	229.20	0	0.00	270	121.50	270	121.50	112	107.70	70.68	53.01
3	Hamirpur	0	195	195	0.00	117.00	117.00	0	0.00	193	98.43	193	98.43	2	18.57	98.97	84.13
4	Kangra	0	730	730	0.00	438.00	438.00	0	0.00	727	218.10	727	218.10	3	219.90	99.59	49.79
5	Kullu	0	291	291	0.00	174.60	174.60	0	0.00	0	0.00	0	0.00	291	174.60	0.00	0.00
6	Kinnaur	0	44	44	0.00	26.40	26.40	0	0.00	44	26.40	44	26.40	0	0.00	100.00	100.00
7	Lahaul & Spi	0	2	2	0.00	1.20	1.20	0	0.00	2	1.20	2	1.20	0	0.00	100.00	100.00
8	Mandi	0	461	461	0.00	276.60	276.60	0	0.00	0	0.00	0	0.00	461	276.60	0.00	0.00
9	Shimla	0	324	324	0.00	194.40	194.40	0	0.00	169	76.05	169	76.05	155	118.35	52.16	39.12
10	Solan	0	257	257	0.00	154.20	154.20	0	0.00	257	154.20	257	154.20	0	0.00	100.00	100.00
11	Sirmaur	0	303	303	0.00	181.80	181.80	0	0.00	303	181.80	303	181.80	0	0.00	100.00	100.00
12	Una	0	281	281	0.00	168.60	168.60	0	0.00	272	122.40	272	122.40	9	46.20	96.80	72.60
	Total	0	3433	3433	0.00	2059.80	2059.8	9	5.40	2391	1092.48	2400	1097.88	1033	961.92	69.91	53.30

*: District-wise allocation made by State/UT out of Central Assistance provided for the purpose.



 Secretary of the Nodal Department
 Government/UT Administration of H.P.
 Seal

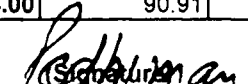
Table-8A
Annual Work Plan and Budget 2008-09
[Mid-Day Meal Scheme]
Kitchen Shed Construction
Achievement during 2007-08 [Through Convergence]

Table-8A

State:H.P.

As on 31.12.2007

Sl. No.	District	Allocation Physical			Allocation Financial (Rs. in Lakh)			Completed (C)		In progress (IP)		Total (C+IP) Achievement		Yet to be started		Achievement as % of allocation	
		2006-07	2007-08	Total	2006-07	2007-08	Total	Physical	Financial (Rs. in lakh)	Physical	Financial (Rs. in lakh)	Physical [col. 9+11]	Financial (Rs. in lakh.) [col. 10+12]	Physical [col. 5-13]	Financial (Rs. in lakh) [col. 8-14]	Physical [% of 13 on 5]	Financial [% of 14 on 8]
1	2	3	4	5	6	7	8	9	10	11	12	13	14	15	16	17	18
1	Bilaspur	16	0	16	8.00	0.00	8	12	6.00	4	2.00	16	8.00	0	0.00	100.00	100
2	Chamba	15	0	15	7.50	0.00	7.5	11	5.50	4	2.00	15	7.50	0	0.00	100.00	100
3	Hamirpur	0	0	0	0.00	0.00	0	0	0.00	0	0.00	0	0.00	0	0.00	0.00	0.00
4	Kangra	0	0	0	0.00	0.00	0	0	0.00	0	0.00	0	0.00	0	0.00	0.00	0.00
5	Kullu	0	0	0	0.00	0.00	0	0	0.00	0	0.00	0	0.00	0	0.00	0.00	0.00
6	Kinnaur	0	0	0	0.00	0.00	0	0	0.00	0	0.00	0	0.00	0	0.00	0.00	0.00
7	Lahaul & Spiti	0	0	0	0.00	0.00	0	0	0.00	0	0.00	0	0.00	0	0.00	0.00	0.00
8	Mandi	24	0	24	12.00	0.00	12	7	3.50	11	5.50	18	9.00	6	3.00	75.00	75
9	Shimla	17	0	17	8.50	0.00	8.5	7	3.50	8	4.00	15	7.50	2	1.00	88.24	88.24
10	Solan	8	0	8	4.00	0.00	4	5	2.50	3	1.50	8	4.00	0	0.00	100.00	100
11	Sirmaur	0	0	0	0.00	0.00	0	0	0.00	0	0.00	0	0.00	0	0.00	0.00	0.00
12	Una	8	0	8	4.00	0.00	4	8	4.00	0	0.00	8	4.00	0	0.00	100.00	100
	Total	88	0	88	44.00	0	44	50	25.00	30	15.00	80	40.00	8	4.00	90.91	90.91


 Secretary of the Nodal Department
 Government/UT Administration of H.P.

Seal

Page 21


 Govt. of Himachal Pradesh
 Chandigarh

59

Table-9
Annual Work Plan and Budget 2008-09
[Mid-Day Meal Scheme]
Kitchen Devices Procurement
Achievement during 2007-08 [Out of MDM Funds]

Table-9

State: H.P.

As on 31.12.2007

Sl. No.	District	Allocation* Physical			Allocation* Financial (Rs. in Lakh)			Completed (C)		In progress (IP)		Total (C+IP) Achievement		Yet to be started		Achievement as % of allocation	
		2006-07	2007-08	Total	2006-07	2007-08	Total	Physical	Financial (Rs. in lakh)	Physical	Financial (Rs. in lakh)	Physical [col. 9+11]	Financial (Rs. in lakh.) [col. 10+12]	Physical [col. 5-13]	Financial (Rs. in lakh) [col. 8-14]	Physical [% of 13 on 5]	Financial [% of 14 on 8]
1	2	3	4	5	6	7	8	9	10	11	12	13	14	15	16	17	18
1	Bilaspur	173	281	454	8.65	14.05	22.70	454	22.70	0	0.00	454	22.70	0	0.00	100	100
2	Chamba	392	483	875	19.60	24.15	43.75	875	43.75	0	0.00	875	43.75	0	0.00	100	100
3	Hamirpur	195	208	403	9.75	10.40	20.15	403	20.15	0	0.00	403	20.15	0	0.00	100	100
4	Kangra	765	646	1411	38.25	32.30	70.55	1411	70.55	0	0.00	1411	70.55	0	0.00	100	100
5	Kullu	291	321	612	14.55	16.05	30.60	612	30.60	0	0.00	612	30.60	0	0.00	100	100
6	Kinnaur	44	78	122	2.20	3.90	6.10	122	6.10	0	0.00	122	6.10	0	0.00	100	100
7	Lahaul & Spiti	2	22	24	0.10	1.10	1.20	24	1.20	0	0.00	24	1.20	0	0.00	100	100
8	Mandi	501	774	1275	25.05	38.70	63.75	1275	63.75	0	0.00	1275	63.75	0	0.00	100	100
9	Shimla	331	282	613	16.55	24.15	40.70	613	40.70	0	0.00	613	40.70	0	0.00	100	100
10	Solan	263	316	579	13.15	15.80	28.95	579	28.95	0	0.00	579	28.95	0	0.00	100	100
11	Sirmaur	303	483	786	15.15	14.10	29.25	786	29.25	0	0.00	786	29.25	0	0.00	100	100
12	Una	286	117	403	14.30	5.85	20.15	403	20.15	0	0.00	403	20.15	0	0.00	100	100
Total		3546	4011	7557	177.30	200.55	377.85	7557	377.85	0	0.00	7557	377.85	0	0.00	100	100

*: District-wise allocation made by State/UT out of Central Assistance provided for the purpose.



 Secretary of the Nodal Department
 Government/UT Administration of H.P.
 Seal

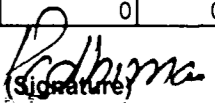
Table-9A
Annual Work Plan and Budget 2008-09
[Mid-Day Meal Scheme]
Kitchen Devices Procurement
Achievement during 2007-08 [Through Convergence]

Table-9A

State: H.P.

As on 31.12.2007

Sl. No.	District	Allocation Physical			Allocation Financial (Rs. in Lakh)			Completed (C)		In progress (IP)		Total (C+IP) Achievement		Yet to be started		Achievement as % of allocation	
		2006-07	2007-08	Total	2006-07	2007-08	Total	Physical	Financial (Rs. in lakh)	Physical	Financial (Rs. in lakh)	Physical [col. 9+11]	Financial (Rs. in lakh.) [col. 10+12]	Physical [col. 5-13]	Financial (Rs. in lakh) [col. 8-14]	Physical [% of 13 on 5]	Financial [% of 14 on 8]
1	2	3	4	5	6	7	8	9	10	11	12	13	14	15	16	17	18
1	Bilaspur	0	0	0	0.00	0.00	0.00	0	0.00	0	0.00	0	0.00	0	0.00	0	0.00
2	Chamba	0	0	0	0.00	0.00	0.00	0	0.00	0	0.00	0	0.00	0	0.00	0	0.00
3	Hamirpur	0	0	0	0.00	0.00	0.00	0	0.00	0	0.00	0	0.00	0	0.00	0	0.00
4	Kangra	0	0	0	0.00	0.00	0.00	0	0.00	0	0.00	0	0.00	0	0.00	0	0.00
5	Kullu	0	0	0	0.00	0.00	0.00	0	0.00	0	0.00	0	0.00	0	0.00	0	0.00
6	Kinnaur	0	0	0	0.00	0.00	0.00	0	0.00	0	0.00	0	0.00	0	0.00	0	0.00
7	Lahaul & Spiti	0	0	0	0.00	0.00	0.00	0	0.00	0	0.00	0	0.00	0	0.00	0	0.00
8	Mandi	0	0	0	0.00	0.00	0.00	0	0.00	0	0.00	0	0.00	0	0.00	0	0.00
9	Shimla	0	0	0	0.00	0.00	0.00	0	0.00	0	0.00	0	0.00	0	0.00	0	0.00
10	Solan	0	0	0	0.00	0.00	0.00	0	0.00	0	0.00	0	0.00	0	0.00	0	0.00
11	Sirmaur	0	0	0	0.00	0.00	0.00	0	0.00	0	0.00	0	0.00	0	0.00	0	0.00
12	Una	0	0	0	0.00	0.00	0.00	0	0.00	0	0.00	0	0.00	0	0.00	0	0.00
Total		0	0	0	0.00	0.00	0.00	0	0.00	0	0.00	0	0.00	0	0.00	0	0.00


 Secretary of the Nodal Department
 Government/UT Administration of H.P.
 Seal

19

Table- 0
Annual Work Plan and Budget 2008-09
[Mid-Day Meal Scheme]

Requirement of Central Assistance towards Foodgrains, Cooking Assistance & Transport Assistance for 2008-09 for Primary Stage (Classes I-V)
(Only in MS-Excel Format)

State:H.P.

S.No.	Name of District	No. of children availing MDM* as on 30.9.07 (Please also refer to Table-4)				Anticipated No. of working days			Requirement of Foodgrains (in MTs)			Requirement of Cooking Assistance (Rs. in lakh) [Note:2]	Requirement of Transport Assistance (Rs. in lakhs) [Note:3]	State	Total		
		Classes I - V (Govt+LB+GA)	EGS Centres	AIE Centres	Total (col. 3+4+5)	Classes I - V (Govt+LB+GA)	EGS Centres	AIE Centres	Total [Note:1]	Rice	Wheat						
1	2	3	4	5	6	7	8	9	10	11	12	13	14				
1	Bilaspur	23445	0	0	23445	242	242	242	567.37	567.37	0.00	85.11	7.09	56.74	148.93	State/UT	
2	Chamba	54697	2569	0	57266	242	242	242	1385.84	1385.84	0.00	207.88	17.32	138.58	363.78	may re-	
3	Hamirpur	25045	0	0	25045	242	242	242	606.09	606.09	0.00	90.91	7.58	60.61	159.10	allocate	
4	Kangra	91529	556	0	92085	242	242	242	2228.46	2228.46	0.00	334.27	27.86	222.85	584.97	transporta	
5	Kullu	37344	421	0	37765	242	242	242	913.91	913.91	0.00	137.09	11.42	91.39	239.90	tion	
6	Kinnaur	6792	19	0	6811	242	242	242	164.83	164.83	0.00	24.72	2.06	16.48	43.27	assistance	
7	Lahaul & Spiti	2196	15	0	2211	242	242	242	53.51	53.51	0.00	8.03	0.67	5.35	14.05	amongst	
8	Mandi	71007	179	0	71186	242	242	242	1722.70	1722.70	0.00	258.41	21.53	172.27	452.21	districts as	
9	Shimla	59244	410	0	59654	242	242	242	1443.63	1443.63	0.00	216.54	18.05	144.36	378.95	per the	
10	Solan	47554	963	0	48517	242	242	242	1174.11	1174.11	0.00	176.12	14.68	117.41	308.20	requireme	
11	Sirmaur	39681	926	0	40607	242	242	242	982.69	982.69	0.00	147.40	12.28	98.27	257.96	nt and as	
12	Una	35696	695	0	36391	242	242	242	880.66	880.66	0.00	132.10	11.01	88.07	231.17	per	
Total		494230	6753	0	500983	242	242	242	12123.79	12123.79	0.00	1818.57	151.55	1212.38	3182.49	State/UT norms.	

Govt: Government Schools
LB: Local Body Schools
GA: Govt Aided Schools


Note:1 [(3x7)+(4x8)+(5x9)]x100x0.0001 MTs

Note:2 [(3x7)+(4x8)+(5x9)]xRs.1.8 for NE States viz. Arunachal Pradesh, Assam, Manipur, Meghalaya, Mizoram, Nagaland, Sikkim & Tripura.
[(3x7)+(4x8)+(5x9)]xRs. 1.5 for other States/UTs

Note:3 [col.10]x Rs. 1250 for Special Category States viz. Arunachal Pradesh, Assam, Manipur, Meghalaya, Mizoram, Nagaland, Sikkim, Tripura, Uttranchal, HP and J&K
[col.10]x Rs. 750 for other States/UTs

Date: 17/3/08

Seal:


(Signature)
Secretary of the Nodal Department
Government/UT Administration of Himachal Pradesh
Chamba-177122

**Annual Work Plan and Budget 2008-09
[Mid-Day Meal Scheme]**

**Requirement of Central Assistance towards Foodgrains, Cooking Assistance & Transport Assistance for 2008-09 for Upper Primary Stage (Classes VI-VIII)
(Only in MS-Excel Format)**

State:H.P.

S.No.	Name of District	No. of children likely to avail MDM in 2008-09 (Please also refer to Table-4A)				Anticipated No. of working days			Requirement of Foodgrains (in MTs)			Requirement of Cooking Assistance (Rs. in lakh) [Note:2]	Requirement of Transport Assistance (Rs. in lakhs) [Note:3]	State	Total		
		(Govt+LB+GA)	EGS Centres	AIE Centres	Total (col. 3+4+5)	(Govt+LB+GA)	EGS Centres	AIE Centres	Total [Note:1]	Rice	Wheat						
1	2	3	4	5	6	7	8	9	10	11	12	13	14				
1	Bilaspur	18507	0	0	18507	242	242	242	447.87	447.87	0.00	89.57	5.60	67.18	162.35	State/UT	
2	Chamba	31283	0	0	31283	242	242	242	757.05	757.05	0.00	151.41	9.46	113.56	274.43	may re-	
3	Hamirpur	20594	0	0	20594	242	242	242	498.37	498.37	0.00	99.67	6.23	74.76	180.66	allocate	
4	Kangra	69732	0	0	69732	242	242	242	1687.51	1687.51	0.00	337.50	21.09	253.13	611.72	transporta-	
5	Kullu	25779	0	0	25779	242	242	242	623.85	623.85	0.00	124.77	7.80	93.58	226.15	tion	
6	Kinnaur	3969	0	0	3969	242	242	242	96.05	96.05	0.00	19.21	1.20	14.41	34.82	assistance	
7	Lahaul & Spiti	1342	0	0	1342	242	242	242	32.48	32.48	0.00	6.50	0.41	4.87	11.77	amongst	
8	Mandi	53643	0	0	53643	242	242	242	1298.16	1298.16	0.00	259.63	16.23	194.72	470.58	districts	
9	Shimla	38358	0	0	38358	242	242	242	928.26	928.26	0.00	185.65	11.60	139.24	336.50	as per the	
10	Solan	28542	0	0	28542	242	242	242	690.72	690.72	0.00	138.14	8.63	103.61	250.38	requireme	
11	Sirmaur	33402	0	0	33402	242	242	242	808.33	808.33	0.00	161.67	10.10	121.25	293.02	nt and as	
12	Una	25723	0	0	25723	242	242	242	622.50	622.50	0.00	124.50	7.78	93.37	225.66	per	
Total		350874	0	0	350874	242	242	242	8491.15	8491.15	0.00	1698.23	106.14	1273.67	3078.04		

Govt: Government Schools
LB: Local Body Schools
GA: Govt Aided Schools

Note:1 [(3x7)+(4x8)+(5x9)]x150x0.0001 MTs

Note:2 [(3x7)+(4x8)+(5x9)]xRs.2.30 for NE States viz. Arunachal Pradesh, Assam, Manipur, Meghalaya, Mizoram, Nagaland, Sikkim & Tripura.
[(3x7)+(4x8)+(5x9)]xRs. 2.00 for other States/UTs

Note:3 [col.10]x Rs. 1250 for Special Category States viz. Arunachal Pradesh, Assam, Manipur, Meghalaya, Mizoram, Nagaland, Sikkim, Tripura, Uttranchal, HP and J&K
[col 10]x Rs. 750 for other States/UTs

Date: 17/3/08

Seal:

Secretary of the Nodal Department
Government/UT Administration of

H.P.
Govt. of Himachal Pradesh
Shimla-171001

Table-11
Annual Work Plan and Budget 2008-09
[Mid-Day Meal Scheme]

Table-11

Kitchen Shed Construction during 2008-09 in Primary Schools (Govt and Local Body only)
(Only in MS-Excel Format)

State:H.P.

Sl. No.	Districts	Total No. of Govt. + Local Body Schools as on 1.4.2006 (Classes I - V)	No. of schools requiring Kitchen shed [Note:1]	No. of Kitchen sheds sanctioned during 2006-07 & 2007-08	Balance requirement of Kitchen Sheds (Col 4-5)	Proposal for construction of Kitchen sheds during 2008-09			
						Out of MDMS		By Convergence with other development programme	
						Physical)	Financial (in Rs. in lakh)	Physical	Financial (in Rs. in lakh)
1	2	3	4	5	6	7	8	9	10
1	Bilaspur	600	600	179	421	421	252.60	0	0.00
2	Chamba	1109	1109	397	712	712	427.20	0	0.00
3	Hamirpur	506	506	195	311	311	186.60	0	0.00
4	Kangra	1762	1762	730	1032	1032	619.20	0	0.00
5	Kullu	730	730	291	439	439	263.40	0	0.00
6	Kinnaur	207	207	44	163	163	97.80	0	0.00
7	Lahaul & Spiti	203	203	2	201	201	120.60	0	0.00
8	Mandi	1730	1730	485	1245	1245	747.00	0	0.00
9	Shimla	1592	1592	341	1251	1251	750.60	0	0.00
10	Solan	759	759	265	494	494	296.40	0	0.00
11	Sirmaur	975	975	303	672	672	403.20	0	0.00
12	Una	505	505	289	216	216	129.60	0	0.00
Total		10678	10678	3521	7157	7157	4294.20	0	0.00

Note 1: A copy of Statement showing district-wise requirement of Kitchen sheds as furnished by States/UTs during 2006-07 is enclosed herewith ready reference. This may please be kept in view filling column 4.

Rohman
(Signature)
Secretary of the Nodal Department
Government/UT Administration of H.P.

Table-11A
Annual Work Plan and Budget 2008-09
[Mid-Day Meal Scheme]

Table-11A

Kitchen Shed Construction during 2008-09 for Upper Primary Stage (Govt and Local Body only)
(Only in MS-Excel Format)

State:H.P.

As on 31.12.2007

Sl. No.	Districts	Total No. of School having Upper Primary classes WITHOUT primary section attached to them	No. of schools out of column 3 requiring Kitchen sheds to be constructed	Proposal for construction of Kitchen sheds during 2008-09			
				Out of MDMS		By Convergence with other development programme	
				Physical)	Financial (in Rs. in lakh)	Physical	Financial (in Rs. in lakh)
1	2	3	4	5	6	7	8
1	Bilaspur	241	241	241	144.60	0	0.00
2	Chamba	402	366	366	219.60	0	0.00
3	Hamirpur	271	271	271	162.60	0	0.00
4	Kangra	780	780	780	468.00	0	0.00
5	Kullu	225	225	225	135.00	0	0.00
6	Kinnaur	81	81	81	48.60	0	0.00
7	Lahaul & Spiti	62	62	62	37.20	0	0.00
8	Mandi	649	649	649	389.40	0	0.00
9	Shimla	646	646	646	387.60	0	0.00
10	Solan	300	300	300	180.00	0	0.00
11	Sirmaur	329	318	318	190.80	0	0.00
12	Una	249	249	249	149.40	0	0.00
Total		4235	4188	4188	2512.80	0	0.00


(Signature)

Secretary of the Nodal Department
Government/UT Administration of _____

Table-12
Annual Work Plan and Budget 2008-09
[Mid-Day Meal Scheme]

Table-12

Kitchen Devices Procurement during 2008-09 for Primary Stage
(Only in MS-Excel Format)

State:H.P.

(As on 31.12.07)

Sl. No.	Districts	Total No. of Govt. + Local Body Schools (Classes I - V)	No. of schools requiring Kitchen devices as on 1.4.2006	No. of schools for which Kitchen Devices sanctioned during 2006-07 & 2007-08	Balance requirement of Kitchen Sheds (Col 4-5)	Proposal for procurement of Kitchen devices during 2008-09			
						Out of MDMS		By Convergence with other development programme	
						Physical	Financial (in Rs. in lakh)	Physical	Financial (in Rs. in lakh)
1	2	3	4	5	6	7	8	9	10
1	Bilaspur	600	600	454	146	146	7.30	0	0.00
2	Chamba	1109	1109	875	234	234	11.70	0	0.00
3	Hamirpur	506	506	403	103	103	5.15	0	0.00
4	Kangra	1762	1762	1411	351	351	17.55	0	0.00
5	Kullu	730	730	612	118	118	5.90	0	0.00
6	Kinnaur	207	207	122	85	85	4.25	0	0.00
7	Lahaul & Spiti	203	203	24	179	179	8.95	0	0.00
8	Mandi	1730	1730	1275	455	455	22.75	0	0.00
9	Shimla	1592	1592	613	979	979	48.95	0	0.00
10	Solan	759	759	579	180	180	9.00	0	0.00
11	Sirmaur	975	975	786	189	189	9.45	0	0.00
12	Una	505	505	403	102	102	5.10	0	0.00
Total		10678	10678	7557	3121	3121	156.05	0	0.00


(Signature)

Secretary of the Nodal Department
Government/UT Administration of H.P.

Table-12A
Annual Work Plan and Budget 2008-09
[Mid-Day Meal Scheme]

Table-12A


Kitchen devices procurement during 2008-09 for Upper Primary Stage (Govt and Local Body only)
(Only in MS-Excel Format)

State:H.P

As on 31.12.2007

Sl. No.	Districts	Total No. of Schools having Upper Primary classes WITHOUT primary section attached to them (Govt. + Local Body Schools)	No. of school out of column 3 requiring Kitchen devices	Proposal for procurement of Kitchen devices during 2008-09			
				Out of MDMS		By Convergence with other development programme	
				Physical)	Financial (in Rs. in lakh)	*Physical	Financial (in Rs. in lakh)
1	2	3	4	5	6	7	8
1	Bilaspur	242	242	242	12.10	0	0.00
2	Chamba	402	402	402	20.10	0	0.00
3	Hamirpur	273	273	273	13.65	0	0.00
4	Kangra	791	791	791	39.55	0	0.00
5	Kullu	225	225	225	11.25	0	0.00
6	Kinnaur	81	81	81	4.05	0	0.00
7	Lahaul & Spiti	62	62	62	3.10	0	0.00
8	Mandi	651	651	651	32.55	0	0.00
9	Shimla	650	650	650	32.50	0	0.00
10	Solan	303	303	303	15.15	0	0.00
11	Sirmaur	329	329	329	16.45	0	0.00
12	Una	253	253	253	12.65	0	0.00
Total		4262	4262	4262	213.10	0	0.00

*Note : 220 Middle Units requiring kitchen devices out of 237 Middle units, the remaining 17 middle units will be covered by way of physical convergence with other agencies I.e. SSA/Anganwari


 (Signature)
 Secretary of the Nodal-Department
 Government/UT Administration of H.P.

[Mid-Day Meal Scheme]

Assistance for Management Monitoring and Evaluation 2008-09 for Primary + Upper Primary Stage

(Only in MS -Excel Format)

State:H.P.

		2007-08 (1.4.2007 to 31.12.2007)					2008-09				
1	2	3	4	5	6	7	8	9	10	11	12
Activities (Please list item-wise details as far as possible)	Allocated	Average Unit Cost	Phy	Expenditure (4) x (5)	Unspent balance on 31.12.2007 (Col 3-6)	Allocation entitled (Note:1)	Average unit cost	Phy	Fin (9) x (10)	Remarks	
I	School Level Expenses		0.00	0	0.00	0.00	50% of MME funds eligible to State/UT				
	i)Form & Stationery		0.00	0	0.00	0.00		100	15282	1528200	
	ii) Weighting machine & height Recorder		0.00	0	0.00	0.00		1200	3023	3627600	
	iii) Replacement/repair/maintenance of cooking device, utensils, weighing machines etc.,		0.00	0	0.00	0.00		100	15282	1528200	66.83
	Sub Total		0.00	0	0.00	0.00				6684000	
II	Management, Supervision, Training and Internal Monitoring.		0.00	0	0.00	0.00	35% of MME funds eligible to State/UT				
	i) Staff salary		0.00	0	0.00	0.00		49600	6 persons for 12 months at State level	595200	
	ii) Transport & Conveyance		0.00	0	0.00	0.00		26320	1	26320	
	iii) Other Incidentals expenses		0.00	0	0.00	0.00		46770	86	4022220	46.78
	Sub Total		0.00	0	0.00	0.00				4643740	
III	External Monitoring & Evaluation (please specify item wise)		0.00	0	0.00	0.00	15% of MME funds eligible to	2005000	1	2005000	20.05
	Grand Total	0.00	0.00	0	0.00	0.00				13332740	

Note: During the 2007-08 a proposal for Rs.82.91 lakhs was made to be spent under MME but no funds were provided during the said year to meet MME cost at I) school level II) Management, supervision Training and Internal Monitoring III) External Monitoring & Evaluation etc. according no expenditure was incurred according for the purpose

133.66

Note 1. Please refer para 6.4 of NP-NPSE Guidelines 2006 for working out total MME funds eligible to States/UTs.

Date: 12/3/08

Rohman
(Signature)

Secretary of the Nodal Department
Government/UT Administration of H.P.
Seal:

88

Consolidation abstract of MDM (2008-09) Scheme

Sr.No.	Items	Pry	Upper-Primary	Total
				Rs. In lakhs
1	Cooking cost liability to be met by GOI	1818.57	1698.23	3516.80
2	Cooking cost liability to be met by State Govt.	1212.38	1273.67	2486.05
3	Cost of Kitchan shed to be constructed during 2008-09	4294.20	2512.80	6807.00
4	Kitchan Devices	156.05	213.10	369.15
5	Transportation charges of Rice	151.55	106.14	257.69
6	Cost Rice	684.99	479.75	1164.74
	Total Project cost	8317.741	6283.693	14601.43
	Management cost i.e.1.8% of the Conversion cost+Transportation charges			133.66
	Management cost i.e.0.2% of the Conversion cost+Transportation charges			14.85
	Grand Total			14749.94



NUEPA DC

D13415