


**SARVA SHIKSHA ABHIYAN
DISTRICT PANCHKULA
PERSPECTIVE PLAN
2003-2007**

**ANNUAL WORK PLAN
2003-2004**



INDEX

S. NO.	DESCRIPTION	PAGE
1.	DISTRICT PLANNING CORE TEAM	1
2.	STATE PROFILE HARYANA	2
3.	DISTRICT PROFILE	9
4.	INFORMATION & EDUCATIONAL INDICATORS OF DISTT. PANCHIKULA	19
5.	HOUSE HOLD SURVEY	41
6.	SARVA SHIKSHA ABHIYAN	62
7.	PLANNING PROCESS	64
8.	MONITORING AND SUPERVISION	78
9.	JUSTIFICATION OF STRATEGIES	88
10.	BUDGETING DETAILS	103
11.	APPENDIX	130




PLANNING TEAM

CORE PLANNING TEAM DISTRICT PANCHKULA

- - -00 - - -

1. **SH.S.K.GOEL (A.D.C. PANCHKULA)**
CHAIRMAN, S.S.A., PANCHKULA
2. **SMT. PHOOL KHATRI, D.E.O., PKL.**
DISTRICT PROJECT COORDINATOR
3. **SH. KULDEEP KUMAR, SC. MASTER.**
CORE TEAM CO-ORDINATOR, PANCHKULA
4. **SH. JAGAT SINGH (J.B.T.)**
MEMBER CORE TEAM, PANCHKULA
5. **SH. PRADEEP KUMAR (Head Teacher)**
MEMBER CORE TEAM, PANCHKULA
6. **SMT. RAJINDER KAUR (S.S.M.)**
MEMBER CORE TEAM, PANCHKULA
7. **SMT. NIRDOSH VERMA (SC. M.)**
MEMBER CORE TEAM, PANCHKULA
8. **SH. CHET RAM (SKT. TR.)**
MEMBER CORE TEAM, PANCHKULA
9. **SMT. SHEELA VINODIA (H.M.)**
MEMBER CORE TEAM, PANCHKULA
10. **SH. MANU SHANKAR (CLK.)**
MEMBER CORE TEAM, PANCHKULA



STATE PROFILE

HARYANA

CHAPTER I

INTRODUCTION

Haryana is one of the prospering states of India. It is in the northern state of India. It is surrounded by 5 states namely Himachal Pradesh, Uttar Pradesh, Delhi, Punjab and Rajasthan. Chandigarh, the most beautiful and planned city of India, is the Capital City of Haryana. It is the twin city of Panchkula. Many important offices, like Chief Minister's Office, High Court, Governor House, Secretariat and Chief Minister Residence are located in Chandigarh.

HISTORY OF STATE

State of Haryana came into existence on 1st November, 1966, when the State of Punjab was further divided into two parts for the proper growth of the land and people of India. Every year this day is celebrated as Haryana Day. At the time of division, there were seven districts in the state where as there are 19 districts at present.

There are many historical places in Haryana, namely Kurukshetra, Sohna, Panipat. Kurukshetra is a place, where Mahabharata was fought and there are many beautiful temples of Krishna. Two historical battles of Panipat were fought at Panipat.

Most of the villages of the state are linked with the roads. Main highway of India, Grand Trunk Road from Delhi to Amritsar passes through Haryana. Many developments have taken place in the last decade, due to which three new districts have been created for further development. Panchkula is one of them, whose profile is presented here.

DEMOGRAPHY

Physically the land of Haryana is divided into four parts:

1. Part of Shivalik Hills

2. Plains
3. Sandy area
4. Part of Aravali Hills

Due to the physical conditions of the state, the temperature varies from place to place. The evenings are generally pleasant in the districts like Panchkula, Ambala, which are near the hills. In the winters, the chilly winds blow, dropping the temperature to even 1 degree, whereas in districts like Hisar, Sirsa, Bhiwani, which are near Rajasthan have temperatures above 45 degree during the summers, heating up the areas. In the plains, the land is fertile.

SOCIO-ECONOMIC CONDITIONS

Tourism industry has developed many Hotels, Restaurants, Lakes and other places for the tourists. Every year thousands of tourists from within India and abroad visit these places of interest, which brings lot of finances to the state of Haryana. Lots many things, which are manufactured in Haryana are exported to different countries of the world.

OCCUPATIONAL STRUCTURE

Most of the people of Haryana are engaged in Agriculture, Dairy Products, Small Scale Industries. Main crops grown here are Wheat, Rice, Maize, Bajra, Cotton, Sugar Cane etc. The great Yamuna River is situated in the east of Haryana. Irrigation in the fields is mainly done by the net of canals spread all over the state. In the recent years many industries have been emerged in Gurgaon, Sonapat, Panipat, Faridabad, Gurgaon, Yamunanagar etc in H. Lots many things, which are manufactured in Haryana are exported to different countries of the world. People of Haryana are

hardworking. Women folk also work shoulder to shoulder with men in the fields as well as in the industry.

POPULATION

Rural and urban classification of population is an accepted demographic practice the world over. When we look at the population of different countries, we find that with development generally urbanization follows. Some countries such as USA or Latin America consisting largely settlers, had in fact a Reverse flow. People first settled in Port Cities and gradually spilled over to rural areas. Such is not the case with ancient civilizations such as ours. Lots many things, which are manufactured in Haryana are exported to different countries of the world. Literacy has risen sharply in the recent years. There are four Universities in the state imparting higher education in the field of computer, medical sciences, engineering, business management and many other countries of the world.

As per 2001 census the provisional population of Haryana State is 21,082,989, out of which, the male population is 11,327,658 and female population is 9,755,331. Out of this 14,968,850 is the rural population and rest 6,114,139 is urban population. Thus rural population accounts for 71% of state's population whereas urban population constitutes 29.00 percent only. In other words, almost 3 out of every 10 persons in Haryana are staying in urban areas. The percentage of urban population has gone up from 24.63% in 1991 census to 29.00% during present 2001 census.

During 2001 number of children in the age group 0-6 have been recorded as 3,259,080 as against 3,125,173 recorded during 1991 census. As a percentage of population this constitutes 15.46% as against 18.98% in 1991, which is a welcome drop.

In the rural areas, in absolute terms, the number of children in the age group of 0-6 has marginally increase from 2,429,267 during 1991 census to 2,430, 318 in 2001 census. Interestingly the number of children in the similar age group was recorded 828,762 during 2001 census in urban areas as against 695,906 in 1991 census. The number of literates has also shown significant improvement in both rural and urban areas of Haryana. In absolute terms the number of literates in rural areas has increased from 4,974,926 in 1991 census to 8,002,496 in 2001 census. However in urban areas, these have been increased from 2,474,086 in 1991 census to 4,222,540 in 2001 census. Thus rural literacy has gone up from 49.85% to 63.82% and urban literacy from 73.66% to 79.89% during the decade.

District wise study reveals that ironically Gurgaon, though lying in the NCR has the highest numerical strength of rural population viz. 1,288,365 persons followed by Bhiwani 1,154,259 persons. The third largest rural population is recorded in Hisar District (1,138,437 persons). Interestingly, Panchkula recorded lowest rural population 260,538 followed by Panipat 575,435 persons and Yamunanagar Distt.589,448 persons.

Population of Haryana Vs. India and other states

India/State/UT	Population		
	Persons	Males	Females
India	1,027,015,247	531,277,078	495,738,169
J & K	10,069,917	5,300,574	4,769,343
H.P.	6,077,248	3,085,256	2,991,992
Punjab	24,289,296	12,963,362	11,325,934
Chandigarh	900,914	508,224	392,690
Haryana	21,082,989	11,327,658	9,755,331
Delhi	13,782,976	7,570,890	6,212,086
Rajsthan	56,473,122	29,381,657	27,091,465
Uttar Pradesh	166,052,859	87,466,301	78,586,558

DENSITY

Haryana state has an area of 44212 Sq Km and state accounts for 1.44 percent of the country's area with 2.05 percent of the country's population. According to the census 2001 the density of India is 324 persons per sqm. whereas density of Haryana is 477 persons per sqm.

AREA VS. POPULATION OF HARYANA AND NEIGHBOURING STATES

India/States	Area (Sq. Km)	Population	Density (per Sq. Km)	
			2001	1991
India	3,166,414	1,027,015,247	324	267
Haryana	44,212	21,082,989	477	372
Punjab	50,362	24,289,296	482	403
H.P.	55,673	6,077,248	109	93
J & K	222,236	10,069,917	99	77
Chandigarh	114	900,914	7,903	5632
Delhi	1483	13,782,976	9294	6352


SEX RATIO.

According to the census 2001, the sex ratio of India is 933 females per thousand males, whereas in Haryana, it is 861 females per 1000 males. Overall Haryana is a region with deficiency of females. In rural areas of Haryana, sex ratio is 867, which is comparatively higher than the sex ratio of 847 in urban areas. The sex ratio of Haryana has declined continuously since 1981 and is at its lowest during 2001 census. The lowest rural sex ratio is recorded in case of Panchkula District, where there are only 797 females per thousand males and Mahendergarh has the highest rural sex ratio of 925 females per 1000 males. It indicates the male selective migration to urban areas and also perhaps higher access to sex selective technology in urban areas. In comparison to all India figure, the sex ratio is relatively low in Haryana, both in rural and urban areas. Imbalanced sex

ratio at birth, female foeticide and higher rate of mortality among females etc. may perhaps explain this phenomenon. The sex ratio in the age group 0 to 6 attempts to bring out the recent changes in our society in its attitude and outlook towards the girl child. The abysmally low sex ratio in 0 to 6 age group shows that while the son preference has remained as before or perhaps gone up in the society. The availability of sex selective technology has led to elimination of female child. It is also vital that the sex ratio at birth at the various hospitals and institutions is checked up.

LITERACY

Haryana state recorded 68.59% literacy rate during 2001. Male literacy is found higher than female literacy rate in all the districts. Rewari district where male literacy is 89.04% ranks first in the State while lowest male literacy has been recorded in Fatehabad district (68.71%). Female literacy rate is highest in Panchkula (68.98%), whereas it is the lowest in Fatehabad district (46.40%). Literacy rates are comparatively higher in Haryana than the national average for males. In so far as rural literacy is concerned district Rewari ranks first in rural literacy (74.19%) followed by Sonapat (71.08 %) and Ambala (70.74%). The lowest rural literacy is recorded in Fatehabad District 54.65%. Similarly Ambala District ranks first in urban literacy (85.97%) followed by Panchkula (85.70%) and Rewari 82.76%. District Kaithal records lowest urban literacy rate i.e. 73.07%.



DISTRICT PROFILE

HARYANA

CHAPTER II

INTRODUCTION

Panchkula is one of the 19 districts of Haryana, located in the north east. Panchkula is a new District and came into being on 15th August, 1995 by the then Chief Minister, Ch. Bhajan Lal. It was carved out of the Ambala Division, which is located in the foot hills of Shivalik Mountains. Most of the people speak Hindi in the region. It was named Panchkula due to the presence of five Kulas (Resources of Water). It is a twin city of Chandigarh and planned in the similar manner as of Chandigarh. It is spread over to 898 Sq. K.M. area. It is the district with the smallest geographical areas in the state, which is as under:

North east	Himachal Pradesh
West	U.T. Chandigarh & Punjab
South	Ambala District.

Many state corporations and boards have shifted their headquarters in Panchkula, making it vital address of Haryana.

BRIEF HISTORY

There are 236 villages in the District and average population is 1500. The rural area is divided into four community development blocks i.e. Pinjore, Morni, Barwala and Raipur Rani. The District has two subdivisions namely Kalka and Panchkula. Part of this District is Hilly tracks. The total forest land of the district is 25,000 hectare, which is highest in the state. In villages, the houses are mostly pucca. There are many historical places in Panchkula District, namely Chandimandir, named after Goddess Chandika, Samlotha Temple of Mata Samlasan Devi, Yadvindra Garden in Pinjore named after Maharaja Patiala. Mansa Devi and Nada Saheb.

Density	523/sq.Km.
Agricultural land	38000 Hectare
Forest land	25000 Hectare

PANCHKULA VS. NEIGHBOURING TOWNS/TEHSILS

TOWNS	SEX RATIO	SEX RATIO OF 0-6	LITERACY RATE	GROWTH RATE
PANCHKULA (RURAL)	774	838	69.84	38.77
PANCHKULA (URBAN)	857	817	85.13	100.34
S.A.S. NAGAR (M.C.)	880	775	92.50	57.14
CHANDIGARH	792	844	85.65	40.33
ZIRAKPUR	761	851	74.84	-

DEMOGRAPHY

In summers the evenings are pleasant due to the cold winds coming from the hills. In winters sometimes the temperature drops below normal i.e. around 2 degrees and the chilly winds blow, making the region very cold.

OCCUPATIONAL STRUCTURES

The main occupation of the residents is Agriculture and the land is fertile. Main crops are Wheat, Rice and Maize Vegetable such as Tomatoes Ginger, Amla and garlic are cultivated in hilly area. In the Morni block Mushroom is also cultivated. Rural people are also engaged in the business of breeding domestic animals for milk and hens for eggs. Lot of medicinal plants are also available in the Morni Hills.

Panchkula is at 67th rank which is lowest in Haryana with sex ratio of only 810. Panchkula district consists of 2 tehsils namely Kalka and Panchkula. In Kalka tehsil the rural sex ratio has gone up in 2001 to 856 from 820 in 1991. In Panchkula tehsil the rural sex ratio is down by 27 points from 837 in 1991 to 810 in 2001. The strength of population in 0-6 age group in Panchkula district has increased to 64,614 in 2001 from 51,993 in 1991 and the proportion of population in age group 0-8 has declined from 16.75% in 1991 to 13.77% in 2001. Population of this age group is gradually stabilizing. It clearly reflects that we need more teachers to educate the society rather than schools to teach the children. The relatively high literacy rates among females are responsible for low fertility rates in Panchkula district.

LITERACY

The literacy rate of Panchkula District was 54.84% as per census figures of 1991. According to a sample survey conducted in the year 1999, its literacy rate was 64%. As per latest survey of 2001, the literacy rate of this district is 76.54%, that is the highest in the State of Haryana. The total literacy in male is 82.74% and in female, it is 68.97%. The total literacy rate of Haryana is 68.59%, Male literacy rate is 79.25 and female literacy rate is 56.31. Female literacy rate is also highest in the District. The literacy rate of the district rose by 12% during the period PLC campaign was launched and completed. Total literacy rate in rural area is 88.95%, male literacy rate in rural areas is 77.50, whereas female literacy rate is 58.11. In urban areas, total literacy rate is 85.70, where male literacy rate is 89.32 and female literacy rate is 81.490. The district has following educational and health institutions.

Colleges	3
Senior Secondary School	22
High School	28
Middle School	40
Primary School	257
I.T.I.	2
Hospitals	3
Primary Health Centers	8
Community Health Centers	2
Dispensaries	10
Sub Centers	47
Kendriya Vidyalayas	4
Navodiya Vidyalayas	1

Many computer educational institutes, both Government and Private have emerged, imparting training and Diplomas and Degrees in various fields of information technology.

ADMINISTRATIVE STRUCTURE

The administrative structure of district is similar to the other districts of the state. The Deputy Commissioner heads the District administration. He is also the President of the Zila Saksharta Samiti. There is also an Additional Deputy Commissioner, who is looking after development administration and is also responsible for administering Saksharta Programme in the District. There are two sub-divisions, which are headed by Sub-divisional Officer ©. They are also Vice-president of Zila Saksharta Samiti. The

Education Department is headed by the District Education Officer and District Primary Education Officer. Health Department is headed by the Civil Surgeon. Anganwari Centers are also functioning in each village and urban slum. There are many other offices as S.D.M., Tehsildar, City Magistrate etc. in the District.

BRIEF HISTORY OF LITERACY CAMPAIGN

Total literacy campaign was launched in Ambala District in the year 1992 and at the time of formation of Panchkula District there was no activities going on in this programme. According to the figures of TLC made available by Ambala District, there were 20,000 semi-literate and 25,000 illiterate in the area of this District. During the year 2000 some villages of Panchkula (Raipur Rani Block) were transferred to Ambala District and thus number of illiterates were reduced to 31,428.

At the District level Additional Deputy Commissioner was made responsible for the administration of the campaign and at sub-divisional levels, S.D.M. concerned was made responsible for supervision of the campaign.

To begin with, Kala Jathas were prepared. These Kala Jathas visited each village and spread message by enacting Nukkad Natakas and folk songs. Saksharta Rallies were also organized in each village with the help of school children. Prabhat Pharies and Mashal Jalus were also organized on walls, stickers and pamphlets were also distributed.

The environment building process continued from time to time and a number of functions were organized. In March, 1999, Saksharta Sammelan was held at Pinjore and His Excellency the Governor of Haryana was the Chief Guest. Nearly 5000 people attended the function. International Literacy Day was also celebrated on 8th September, 2000, which was attended by large number of Akshar Saniks, Neo-literates, Sarpanches,

Panches and other people from all walks of life. Panchayat Raj Institutions were motivated to take active part in this campaign in the meeting held at Block level. Akshar Saniks males were held at cluster level, training was also imparted to them in skill upgradation. Seminars were held to involve Panchayati Raj Institutions and administrative officers in the campaign.

For the implementation of the programme contact persons and village coordinators at each village were identified who helped in monitoring of the learning centers and conducting internal evaluation. During the process of implementation, nearly 3000 learning centers were established and out of 31,428 illiterate 26,630 persons were brought to learning centers. Out of those who joint learning centers 13,039 persons had complete Jatan III and thus completed TLC. It was 41.48% of the total illiterate.

BPL SURVEY

BLOCK	TOTAL BPL	SC BPL
PINJORE	3511	1647
BARWALA	3129	1261
RAIPURRANI	1900	921
MORNI	1854	400
TOTAL	10394	4229

SOURCE: D.R.D.A.

POPULATION

The district has a population of 4,69,210 as per census 2001 and accounts for only 2.23% of the total population of the state. The growth rate of population is astonishingly higher in the district during 1991-2001 i.e. 51.16% even more than the state which is 28.06%. The relative higher rate of growth may attributed to migration, its close proximity to the union territory Chandigarh where state Headquarters are also located, having comparatively cheaper accommodation, better environment and plots at relatively affordable price in comparison to Chandigarh, attracting people to settle over here.

Male population	2,57,380
Female population	2,11,830
Total	4,69,210

The rural population of Panchkula District as per census of 1991 was 65.19% and scheduled caste population was 17.52%. Panchkula is ranking second in the percentage of urban population. Other static's of the district is as under..

Sex Ratio	823
Sex Ratio in the child	
Below 6 years	837

POPULATION, CHILD POPULATION (0-6 YEARS), LITERATES

STATE/DISTRICT UA/CITY/TOWN	POPULATION			CHILD POPULATION AGE GROUP 0-6			LITERATES		
	PERSON	MALE	FEMALE	PERSON	MALE	FEMALE	PERSON	MALE	FEMALE
HARYANA	2108298 9	1132765 8	9755331	3259080	1790758	1468322	1222503 6	7558443	4666593
PANCHKULA	469210	257380	211830	64614	35174	29440	309663	183859	125804
PINJORE	29766	15893	13873	3454	1864	1590	23037	13019	10018
HMT PINJORE	4268	2236	2032	265	147	118	3723	2055	1668
KALKA	30887	16828	14059	3448	1847	1601	24045	13682	10363
PANCHKULA (UE)	140992	75925	65067	17449	9603	7846	105172	58513	46659
RAIPUR RANI	7027	3763	3264	1035	597	438	4818	2768	2050

EDUCATIONAL INSTITUTES

OF

DISTRICT PANCHKULA

NAME OF THE INSTITUTES	GOVT.	PVT.
PRIMARY SCHOOLS	255(219+36)	58
MIDDLE SCHOOLS	40	17
HIGH SCHOOLS	28	8
SENIOR SECONDARY SCHOOLS	22	15
DEGREE COLLEGES	3	-
VOCATIONAL INSTITUTES	3	-
ITI'S	2	-
ENGINEERING COLLEGES	-	2
G.E.T.T.I	1	-
NAVODIYA VIDYALAYAS (RAIPUR RANI)	1	-
KENDRIYA VIDYALAYAS	4	-
EDUCATIONAL BLOCK	4	-

EXISTING SCHEMES:

Free distribution of text books, Mid-day meal scheme, E.C.C.E – Early childhood care education (Anganwari), operation blackboard scheme, Interventions for the improvement of education and senior children.

SR. NO.	INCENTIVE	BENEFIT		
		TOTAL	BOYS	GIRLS
1.	Free text books	8101	4233	3868
2.	Mid-day meal	25987	13820	12167
3.	Attendance prize	3868	-	3868
4.	Stationary	8101	4233	3868
5.	Uniform	3868	-	3868


For upper Primary, opportunity scholarship is availed by S.C. children of 6th to 8th class i.e. 322+272=584 students.

Stationary award is also taken by all S.C. students.

SOURCE: DPEO/SDEO/DEO, PANCHKULA

**TOTAL POPULATION OF DISTRICT PANCHKULA AS PER HOUSE HOLD
SURVEY**

BLOCK	OVERALL	GENERAL	SC	BC
PANCHKULA	86343	48943	18158	19242
MORNI	6845	5273	1309	263
RAMGARH	49014	18627	8488	21899
RAIPUR RANI	36452	15672	7323	13457
TOTAL	178654	88515	35278	54861



**INFORMATION
AND
EDUCATIONAL
INDICATORS
OF
DISTRICT PANCHKULA
2002-2003**

DEMOGRAPHIC CHARACTERISTICS POPULATION DISTRIBUTION

DISTRICT PANCHKULA

Population according to 1991 Census			Population according to 2001 Census		
Male	Female	Persons	Male	Female	Persons
134330	113704	248034	257380	211830	469210

SOURCE: D.C. PANCHKULA

LITERATE POPULATION

DISTRICT PANCHKULA

Literate Population according to 1991 Census			Literate Population according to 2001 Census		
Male	Female	Persons	Male	Female	Persons
107444	67242	174686	183859	125804	309663

SOURCE: D.C. PANCHKULA

SCHEMES IN THE DISTRICT:

Following schemes are implemented in the District for the betterment of people of the District which are directly or indirectly related to educational and mental standard of the people in general and children between the age 6-14 in particular:

- i. Gramin Sava-Rozgar Yojna.
- ii. Gramin Rozgar Yojna.
- iii. Panchayati Raj.
- iv. Gramin Paye-jal Yojna.
- v. Operation Black-board.
- vi. Shaksharta Abhiyan.

LITERACY RATE:-

Literacy rate in the district as per 2001 census is as follows: -

Overall Population			Rural Population			Urban Population		
Person	Male	Female	Person	Male	Female	Person	Male	Female
76.54	82.74	68.98	68.95	77.50	58.11	85.70	89.32	81.41

SOURCE: D.C. PANCHKULA**SEX RATIO:**

Sex ratio in the District as per 2001 Census for every 1000 Male is as follows:-

RURAL	URBAN	TOTAL
797	856	823

Sex Ratio in the district is far away from expectations. There is a need of creating awareness among the masses to fight the menace. This can be better done by evolving programmes for children as well their parents.

SOURCE: D.C. PANCHKULA

INCENTIVES

PRIMARY SECTION

DISTRICT PANCHKULA

Sr. No.	Incentives	No. of beneficiaries		
		Boys	Girls	Total
1.	Free Text Book	4233	3868	8101
2.	Mid-day Meal	13820	12167	25987
3.	Attendance prize	0	3868	3868
4.	Stationary	4233	3868	8101
5.	Uniform	0	3868	3868
	Total	22286	27639	49925

SOURCE: D.P.E.O. PANCHKULA

INCENTIVES

UPPER PRIMARY SECTION

DISTRICT PANCHKULA

UPTO 30-9-2002

Sr. No.	Incentives	No. of beneficiaries		
		Boys	Girls	Total
1.	Scholarship to the children of persons engaged in unclean work @ 500/- P.A.	59	9	68
2.	Opportunity Scholarship @ 360/- P.A.	102	72	174
3.	Stationary Scholarship @ 80/- P.A.	43	27	70
	Total			

SOURCE: D.E.O. PANCHKULA

EDUCATIONAL INSTITUTIONS IN THE DISTRICT

DISTRICT PANCHKULA

GOVT./PRIVATE AIDED AND RECOGNIZED

Sr. No.	Name of Block	No. of Primary Schools	No. of Middle Schools	No. of High Schools	No. of Sr. Sec. Schools	No. of Colleges
1.	Panchkula	131	28	15	18	2
2.	Ramgarh	61	6	8	5	1
3.	Morni	47	3	4	3	0
4.	Raipur Rani	60	13	8	3	0
	Total	299	50	35	29	3

SOURCE: D.E.O./D.P.E.O. PANCHKULA

ENROLLMENT OF PRIMARY CLASSES

2002-2003

GOVERNMENT SCHOOLS

DISTRICT PANCHKULA

Sr. No.	Name of Block	No. of Schools	Overall Enrollment			S.C. Enrollment		
			Boys	Girls	Total	Boys	Girls	Total
1.	Panchkula	96	7117	6028	13145	2609	2412	5021
2.	Ramgarh	52	3462	2845	6307	869	739	1608
3.	Morni	32	1229	1080	2309	185	147	332
4.	Raipur Rani	39	2232	2155	4387	653	683	1336
	TOTAL	219	14040	12108	26148	4316	3981	8297

SOURCE: D.P.E.O. PANCHKULA

**ENROLLMENT OF PRIMARY CLASSES
1998-1999**

GOVERNMENT SCHOOLS

DISTRICT PANCHKULA

Sr. No.	Name of Block	Overall Enrollment			S.C. Enrollment		
		Boys	Girls	Total	Boys	Girls	Total
1.	Panchkula	7122	6203	13325	2828	2235	4763
2.	Ramgarh	3098	2893	5991	626	625	1291
3.	Morni	1208	1101	2309	203	181	384
4.	Raipur Rani	3214	2939	6153	901	778	1679
	Total	14642	13136	27778	4558	3819	8117

SOURCE: D.P.E.O. PANCHKULA

**ENROLLMENT OF PRIMARY CLASSES
1999-2000**

GOVERNMENT SCHOOLS

DISTRICT PANCHKULA

Sr. No.	Name of Block	Overall Enrollment			S.C. Enrollment		
		Boys	Girls	Total	Boys	Girls	Total
1.	Panchkula	7036	6114	13150	2584	2248	4832
2.	Ramgarh	3150	3045	5175	1026	655	1681
3.	Morni	1209	1151	2360	193	150	343
4.	Raipur Rani	2728	2422	5150	729	628	1357
	Total	14123	12732	25835	4532	3681	8213

SOURCE: D.P.E.O. PANCHKULA

**ENROLLMENT OF PRIMARY CLASSES
2000-2001**

GOVERNMENT SCHOOLS

DISTRICT PANCHKULA

Sr. No.	Name of Block	Overall Enrollment			S.C. Enrollment		
		Boys	Girls	Total	Boys	Girls	Total
1.	Panchkula	7229	6079	13308	2531	2321	4852
2.	Ramgarh	3704	2725	6479	633	677	1310
3.	Morni	1194	1107	2301	167	149	316
4.	Raipur Rani	2434	2222	4656	706	520	1226
	Total	14561	12133	26744	4037	3667	7704

SOURCE: D.P.E.O. PANCHKULA

ENROLLMENT OF PRIMARY CLASSES

2001-2002

GOVERNMENT SCHOOLS

DISTRICT PANCHKULA

Sr. No.	Name of Block	Overall Enrollment			S.C. Enrollment		
		Boys	Girls	Total	Boys	Girls	Total
1.	Panchkula	7161	5976	13137	2654	2343	4997
2.	Ramgarh	3159	2914	6073	767	688	1455
3.	Morni	1186	1110	2296	165	158	323
4.	Raipur Rani	2420	2294	4714	694	621	1315
	Total	13926	12294	26220	4280	3810	8090

SOURCE: D.P.E.O. PANCHKULA

ENROLLMENT OF PRIMARY CLASSES

2002-2003

GOVERNMENT SCHOOLS

DISTRICT PANCHKULA

Sr. No.	Name of Block	No. of Schools	Overall Enrollment			S.C. Enrollment		
			Boys	Girls	Total	Boys	Girls	Total
1.	Panchkula	96	7117	6028	13145	2609	2412	5021
2.	Ramgarh	50	3462	2845	6307	869	739	1608
3.	Morni	47	1229	1080	2309	185	147	332
4.	Raipur Rani	39	2232	2155	4387	653	683	1336
	TOTAL	242	14040	12108	26148	4316	3981	8297

SOURCE: D.P.E.O. PANCHKULA

**ENROLLMENT OF UPPER PRIMARY CLASSES
1998-1999**

GOVERNMENT SCHOOLS

DISTRICT PANCHKULA

Sr. No.	Name of Block	Overall Enrollment			S.C. Enrollment		
		Boys	Girls	Total	Boys	Girls	Total
1.	Panchkula	3021	2392	5413	915	767	1682
2.	Ramgarh	1867	1520	3387	312	269	581
3.	Morni	568	392	960	52	41	93
4.	Raipur Rani	1439	1052	2591	283	242	525
	Total	6895	5356	12351	1562	1319	2881

SOURCE: D.E.O. PANCHKULA

**ENROLLMENT OF UPPER PRIMARY CLASSES
1999-2000**

GOVERNMENT SCHOOLS

DISTRICT PANCHKULA

Sr. No.	Name of Block	Overall Enrollment			S.C. Enrollment		
		Boys	Girls	Total	Boys	Girls	Total
1.	Panchkula	2828	2287	5115	812	659	1471
2.	Ramgarh	1762	1428	3190	306	274	580
3.	Morni	589	452	1041	76	55	131
4.	Raipur Rani	1129	986	2115	289	228	517
	Total	6308	5153	11461	1483	1216	2699

SOURCE: D.E.O. PANCHKULA

**ENROLLMENT OF UPPER PRIMARY CLASSES
2000-2001**

GOVERNMENT SCHOOLS

DISTRICT PANCHKULA

Sr. No.	Name of Block	Overall Enrollment			S.C. Enrollment		
		Boys	Girls	Total	Boys	Girls	Total
1.	Panchkula	2872	2406	5278	884	751	1635
2.	Ramgarh	1763	1523	3286	322	283	605
3.	Morni	534	398	932	61	46	107
4.	Raipur Rani	819	940	1759	234	232	466
	Total	5988	5267	11255	1501	1312	2813

SOURCE: D.E.O. PANCHKULA

**ENROLLMENT OF UPPER PRIMARY CLASSES
2001-2002**

GOVERNMENT SCHOOLS

DISTRICT PANCHKULA

Sr. No.	Name of Block	Overall Enrollment			S.C. Enrollment		
		Boys	Girls	Total	Boys	Girls	Total
1.	Panchkula	2961	2542	5503	962	760	1722
2.	Ramgarh	1781	1513	3294	325	275	600
3.	Morni	629	432	1061	84	41	125
4.	Raipur Rani	1243	759	2002	228	199	427
	Total	6614	5246	11860	1599	1275	2874

SOURCE: D.E.O. PANCHKULA

**ENROLLMENT OF UPPER PRIMARY CLASSES
2002-2003**

GOVERNMENT SCHOOLS

DISTRICT PANCHKULA

Sr. No.	Name of Block	Overall Enrollment			S.C. Enrollment		
		Boys	Girls	Total	Boys	Girls	Total
1.	Panchkula	2948	1907	4855	987	777	1764
2.	Ramgarh	1680	1470	3150	327	298	625
3.	Morni	662	485	1147	86	48	134
4.	Raipur Rani	1284	1017	2301	240	247	487
	Total	6574	4879	11453	1640	1370	3010

SOURCE: D.E.O. PANCHKULA

**OVERALL TEACHERS POSITION
DISTRICT PANCHKULA
AS ON 30-11-2002**

UPPER PRIMARY

Sr. No.	Name of Block	No. of Schools	Posts sanctioned	Inposition		S.C.		B.C.		Handi-capped	
				M	F	M	F	M	F	M	F
1.	Panchkula	43	362	78	231	5	10	9	20	0	
2.	Ramgarh	19	175	60	92	8	4	8	8	0	
3.	Morni	10	83	41	10	2	0	7	6	0	
4.	Raipur Rani	18	129	57	43	2	3	9	11	0	
	Total	90	749	236	376	17	17	33	45	0	

SOURCE: D.E.O. PANCHKULA

**OVERALL TEACHERS POSITION
DISTRICT PANCHKULA
AS ON 30-11-2002**

PRIMARY
Govt. Schools Only

Sr. No.	Name of Block	No. of Schools	Posts sanctioned	Inposition		S.C.		B.C.		Handi-capped	
				M	F	M	F	M	F	M	F
1.	Panchkula	96	325	17	297	3	10	1	28	0	
2.	Ramgarh	52	157	30	109	5	4	9	6	0	
3.	Morni	32	72	43	23	10	5	3	1	2	
4.	Raipur Rani	39	115	39	66	10	4	8	9	0	
	Total	219	669	129	495	28	23	21	44	2	

SOURCE: D.P.E.O. PANCHKULA

POSITION OF TEACHERS (SUBJECT WISE)**AS ON 30-11-2002****UPPER PRIMARY****BLOCK - PANCHKULA**

Govt. Schools Only

Sr. No.	Name of Post	Posts sanctioned	Inposition		S.C.		B.C.		Handi-capped		
			M	F	M	F	M	F	M	F	
1.	Head master	28	1	24	0	1	0	0	0	0	0
2.	Math	32	7	20	0	0	0	1	0	0	0
3.	S. St.	75	11	44	1	0	4	7	0	0	1
4.	Science	50	9	33	1	1	1	2	0	0	0
5.	Drawing	43	13	23	0	1	0	4	0	0	0
6.	Hindi	32	2	29	0	1	1	2	0	0	0
7.	Skt.	43	20	23	1	2	0	1	0	0	0
8.	Punjabi	27	2	21	2	3	1	2	0	0	0
9.	P.T.I.	32	13	14	0	1	2	1	0	0	0
10.	Others	0	0	0	0	0	0	0	0	0	0
	Total	362	78	231	5	10	9	20	0	1	

SOURCE: D.E.O. PANCHKULA**POSITION OF TEACHERS (SUBJECT WISE)****AS ON 30-11-2002****UPPER PRIMARY****BLOCK - RAMGARH**

Govt. Schools Only

Sr. No.	Name of Post	Posts sanctioned	Inposition		S.C.		B.C.		Handi-capped		
			M	F	M	F	M	F	M	F	
1.	Head master	13	1	9	0	0	0	0	0	0	0
2.	Math	23	10	13	0	0	2	0	0	0	0
3.	S. St.	40	9	20	6	1	0	1	0	0	1
4.	Science	26	8	16	1	1	0	1	0	0	0
5.	Drawing	19	6	9	0	1	1	1	0	0	1
6.	Hindi	17	3	13	0	0	2	3	0	0	0
7.	Skt.	17	10	7	0	0	1	0	0	0	0
8.	Punjabi	9	5	3	1	1	0	1	0	0	0
9.	P.T.I.	11	8	2	0	0	2	1	0	0	0
10.	Others	0	0	0	0	0	0	0	0	0	0
	Total	175	60	92	8	4	8	8	0	2	

SOURCE: D.E.O. PANCHKULA

**POSITION OF TEACHERS (SUBJECT WISE)
AS ON 30-11-2002**

UPPER PRIMARY
Govt. Schools Only

BLOCK - MORNI

Sr. No.	Name of Post	Posts sanctioned	Inposition		S.C.		B.C.		Handi-capped	
			M	F	M	F	M	F	M	F
1.	Head master	8	4	1	0	0	0	0	0	0
2.	Math	7	2	2	0	0	1	0	0	0
3.	S. St.	10	3	1	0	0	1	1	0	0
4.	Science	9	6	0	0	0	1	1	0	0
5.	Drawing	9	7	0	0	0	1	1	0	0
6.	Hindi	20	4	4	0	0	0	0	0	0
7.	Skt.	10	10	0	1	0	2	1	0	0
8.	Punjabi	2	0	2	0	0	0	1	0	0
9.	P.T.I.	8	5	0	1	0	1	1	0	0
10.	Others	0	0	0	0	0	0	0	0	0
	Total	83	41	10	2	0	7	6	0	0

SOURCE: D.E.O. PANCHKULA

**POSITION OF TEACHERS (SUBJECT WISE)
AS ON 30-11-2002**

UPPER PRIMARY
Govt. Schools Only

BLOCK - RAIPUR RANI

Sr. No.	Name of Post	Posts sanctioned	Inposition		S.C.		B.C.		Handi-capped	
			M	F	M	F	M	F	M	F
1.	Head master	8	0	5	0	0	0	0	0	0
2.	Math	11	5	5	0	0	1	2	0	0
3.	S. St.	33	14	8	1	1	0	2	0	0
4.	Science	20	7	6	0	0	1	1	0	0
5.	Drawing	19	6	6	0	0	2	1	0	0
6.	Hindi	11	4	7	0	1	0	1	0	0
7.	Skt.	14	8	3	1	0	1	1	0	0
8.	Punjabi	4	1	3	0	1	1	3	0	0
9.	P.T.I.	9	12	0	0	0	3	0	0	0
10.	Others	0	0	0	0	0	0	0	0	0
	Total	129	57	43	2	3	9	11	0	0

SOURCE: D.E.O. PANCHKULA

**RETENTION RATE
UPPER PRIMARY
DISTRICT PANCHKULA**

Govt. Schools Only

Sr. No.	Name of Block	No. of Schools	No. of students in the class VIIIth in 2002-2003 as on 30-11-2002			No. of students in the Class VIth in 2000-2001		
			Boys	Girls	Total	Boys	Girls	Total
1.	Panchkula	43	733	659	1392	850	793	1643
2.	Ramgarh	19	444	444	888	523	518	1041
3.	Morni	10	143	136	279	180	158	338
4.	Raipur Rani	18	263	156	419	292	175	467
	Total	90	1583	1395	2978	1845	1644	3489

SOURCE: D.E.O. PANCHKULA

**RETENTION RATE
PRIMARY
DISTRICT PANCHKULA**

Govt. Schools Only

Sr. No.	Name of Block	No. of Schools	No. of students in the class Vth in 2002-2003 as on 30-11-2002			No. of students in the Class Ist in 1998-1999		
			Boys	Girls	Total	Boys	Girls	Total
1.	Panchkula	96	1126	978	2104	1182	1042	2224
2.	Ramgarh	52	599	590	1189	661	641	1302
3.	Morni	32	195	204	399	207	215	422
4.	Raipur Rani	39	399	442	841	465	482	947
	Total	219	2319	2214	4533	2515	2380	4895

SOURCE: D.P.E.O. PANCHKULA

DROP OUT RATE (U. Pry) = $100 - 70.43 = 29.57\%$

RETENTION RATE (Pry) = $\frac{\text{No. of children in current year}}{\text{No. of children 2 years before}} \times 100 = \frac{5692}{6617} \times 100 = 86.02\%$

DROP OUT RATE (Pry) = $100 - 86.02 = 13.98\%$

RETENTION RATE
BLOCK-WISE/GENDER-WISE

Sr. No.	Name of Block	Primary Section			Upper Primary Section		
		Boys	Girls	Total	Boys	Girls	Total
1.	Panchkula	95.26	93.85	94.60	86.24	83.10	84.72
2.	Ramgarh	90.62	92.04	91.32	84.89	85.14	85.30
3.	Morni	94.20	94.88	94.55	82.20	86.08	82.54
4.	Raipur Rani	85.80	91.70	88.81	90.07	89.14	89.72
	Distt. Pkl.	92.20	93.03	92.60	85.79	84.85	85.35

$$\text{RETENTION RATE (U. Pry)} = \frac{\text{No. of children in current year in Class VIIIth except failure}}{\text{No. of children 2 years before in Class VIth}} \times 100$$

$$\text{RETENTION RATE (Pry)} = \frac{\text{No. of children in current year in Class Vth except failure}}{\text{No. of children 4 years before in Class Ist}} \times 100$$

DROP OUT RATE
BLOCK-WISE/GENDER-WISE

Sr. No.	Name of Block	Primary Section			Upper Primary Section		
		Boys	Girls	Total	Boys	Girls	Total
1.	Panchkula	4.74	6.51	5.40	13.76	15.70	13.11
2.	Ramgarh	9.38	7.96	8.68	15.11	14.32	14.70
3.	Morni	5.80	5.12	5.45	17.80	13.52	17.46
4.	Raipur Rani	14.20	8.30	11.19	9.96	10.86	10.28
	Distt. Pkl.	7.80	6.97	7.40	14.21	15.15	14.65

Drop out rate= 100 – Retention Rate in percent.

GROSS ENROLLMENT RATIO
PRIMARY **DISTRICT PANCHKULA**
Govt. Schools Only
As per Micro Planning Survey 2001-2002
Block-wise/Gender-wise/Caste-wise

Sr. No.	Name of Block	No. of Schools	Overall G.E.R. in percent			G.E.R. (S.C.) in percent		
			Boys	Girls	Total	Boys	Girls	Total
1.	Panchkula	96	95.25	93.95	94.66	91.73	90.07	90.94
2.	Ramgarh	52	93.07	91.79	92.49	88.66	91.54	90.10
3.	Morni	32	91.50	93.06	92.19	90.31	91.73	90.88
4.	Raipur Rani	39	94.68	93.29	94.04	94.79	93.59	94.45
	Distt. Pkl.	219	94.45	93.27	93.91	91.64	91.11	91.39

$$\text{G. E. R.:} = \frac{\text{Enrollment in Class 1 - 5}}{\text{Total Population 6-11 years}} \times 100$$

GROSS ENROLLMENT RATIO
U. PRIMARY **DISTRICT PANCHKULA**
Govt. Schools Only
As per Micro Planning Survey 2001-2002
Block-wise/Gender-wise/Caste-wise

Sr. No.	Name of Block	No. of Schools	Overall G.E.R. in percent			G.E.R. (S.C.) in percent		
			Boys	Girls	Total	Boys	Girls	Total
1.	Panchkula	43	95.17	92.56	93.94	90.61	87.69	89.22
2.	Ramgarh	19	94.95	91.78	93.43	93.35	94.67	94.09
3.	Morni	10	93.52	90.50	92.03	95.04	92.91	93.97
4.	Raipur Rani	18	94.67	86.52	90.99	94.44	88.63	91.88
	Distt. Pkl.	90	94.92	91.08	93.11	92.07	89.82	90.98

$$\text{G. E. R.:} = \frac{\text{Enrollment in Class 6-8}}{\text{Total Population 11 - 14 years age group}} \times 100$$

NET ENROLLMENT RATIO
PRIMARY **DISTRICT PANCHKULA**
Govt. Schools Only
As per Micro Planning Survey 2001-2002
Block-wise/Gender-wise/Caste-wise

Sr. No.	Name of Block	No. of Schools	Overall N.E.R. in percent			N.E.R. (S.C.) in percent		
			Boys	Girls	Total	Boys	Girls	Total
1.	Panchkula	96	82.94	75.63	71.69	70.61	75.38	75.50
2.	Ramgarh	52	75.76	86.08	80.40	87.44	89.23	88.33
3.	Morni	32	91.50	93.06	92.16	90.30	91.72	90.88
4.	Raipur Rani	39	70.86	76.39	73.41	90.04	86.99	88.65
	Distt. Pkl.	219	94.44	93.27	93.91	91.64	91.11	91.39

$$\text{N. E. R.:} = \frac{\text{Enrollment in Class 1 - 5 in the age 6 - 11 years}}{\text{Total Population 6-11 years}} \times 100$$

NET ENROLLMENT RATIO
U. PRIMARY **DISTRICT PANCHKULA**
Govt. Schools Only
As per Micro Planning Survey 2001-2002
Block-wise/Gender-wise/Caste-wise

Sr. No.	Name of Block	No. of Schools	Overall N.E.R. in percent			N.E.R. (S.C.) in percent		
			Boys	Girls	Total	Boys	Girls	Total
1.	Panchkula	43	55.42	52.86	54.11	63.86	58.88	68.89
2.	Ramgarh	19	75.76	86.08	80.40	87.44	89.23	88.33
3.	Morni	10	93.51	90.50	92.03	95.03	92.90	93.97
4.	Raipur Rani	18	82.68	67.47	75.82	91.26	86.95	89.36
	Distt. Pkl.	90	94.92	91.07	93.11	92.07	89.81	90.97

$$\text{N. E. R.:} = \frac{\text{Enrollment in Class 6-8 in the age 11 - 14 years}}{\text{Total Population 11 - 14 years age group}} \times 100$$

REPETITION RATE

PRIMARY
Govt. Schools Only

DISTRICT PANCHKULA

Sr. No.	Name of Block	No. of Schools	Class	No. of repeater sitting in the Class as on 30-11-2002			Enrollment of the Class in the year 2001-2002		
				Boys	Girls	Total	Boys	Girls	Total
1.	Panchkula	96							
	000		I	298	203	501			
			II	235	195	430			
			III	189	135	324			
			IV	134	97	231			
			V	89	68	157			
		Total		945	698	1643	7161	5976	13137
2.	Ramgarh	52							
			I	88	63	151			
			II	86	57	143			
			III	94	80	174			
			IV	78	73	151			
			V	47	46	93			
		Total		393	319	712	3159	2914	6073
3.	Morni	32							
			I	27	14	41			
			II	19	15	34			
			III	34	20	54			
			IV	30	25	55			
			V	35	15	50			
		Total		145	89	234	1186	1110	2296
4.	Raipur Rani	39							
			I	61	38	99			
			II	43	26	69			
			III	64	36	100			
			IV	51	39	90			
			V	32	34	66			
		Total		251	173	424	2420	2294	4714
	Grand Total	219				3013			26220

SOURCE: D.P.E.O. PANCHKULA

Repetition Rate:

$\frac{\text{No. of Students repeating in the grade G in year (2002-03)}}{\text{Total No. of Students enrolled in grade G in year (2001-02)}} \times 100 = \frac{3013}{26220} \times 100 = 11.491\%$

REPETITION RATE

PRIMARY/ U. PRIMARY
Govt. Schools Only

DISTRICT PANCHKULA

Block-wise/Gender-wise

Sr. No.	Name of Block	Repetition Rate Primary in percent			Repetition Rate U. Pry. in percent		
		Boys	Girls	Total	Boys	Girls	Total
1.	Panchkula	13.20	11.68	12.50	19.82	11.36	15.91
2.	Ramgarh	12.44	10.94	11.72	19.61	13.08	16.30
3.	Morni	12.22	8.01	10.19	27.18	19.44	24.03
4.	Raipur Rani	10.37	7.54	8.99	13.35	10.80	12.23
	Distt. Pkl.	12.45	10.40	11.49	19.02	12.45	16.13

Repetition Rate: = $\frac{\text{No. of Students repeating in the grade G in year (2002-03)}}{\text{Total No. of Students enrolled in grade G in year (2001-02)}} \times 100$

ADMISSION RATE

PRIMARY
Govt. Schools Only

DISTRICT PANCHKULA

Sr. No.	Name of Block	No. of Schools	Enrollment in the Class Ist in 2002-2003			Population of the feeding area of age 6 years only		
			Boys	Girls	Total	Boys	Girls	Total
1.	Panchkula	96	1708	1646	3354	2174	1873	4047
2.	Ramgarh	52	857	238	1095	891	792	1683
3.	Morni	32	273	224	497	336	271	607
4.	Raipur Rani	39	648	556	1204	737	617	1354
	Grand Total	219	3486	2664	6150	4138	3553	7691

SOURCE: D.P.E.O. PANCHKULA

Admission Rate :- $\frac{\text{New entrants in Class-I}}{\text{Population of age 6}} \times 100 = \frac{6150}{7691} \times 100 = 79.963\%$

GROSS ACHIEVEMENT RATIO

PRIMARY/ U. PRIMARY
Govt. Schools Only

DISTRICT PANCHKULA

Block-wise/Gender-wise

Sr. No.	Name of Block	G.A.R. Primary in percent			G.A.R. U. Pry. in percent		
		Boys	Girls	Total	Boys	Girls	Total
1.	Panchkula	92.36	94.89	93.72	78.25	76.12	77.27
2.	Ramgarh	89.03	90.13	89.54	78.94	88.76	83.46
3.	Morni	88.88	86.99	87.95	66.93	86.11	74.74
4.	Raipur Rani	87.36	93.35	90.33	71.76	80.10	74.92
	Distt. Pkl.	90.24	92.58	91.44	76.14	81.17	78.36

$$\text{G.A.R.:} = \frac{\text{No. of Students Passing the decided criteria}}{\text{No. of Students tested}} \times 100$$

REPETITION RATE

UPPER PRIMARY
Govt. Schools Only

DISTRICT PANCHKULA

Sr. No.	Name of Block	No. of Schools	No. of repeater sitting in the Class as on 30-11-2002			Enrollment of the Class in the year 2001-2002		
			Boys	Girls	Total	Boys	Girls	Total
1.	Panchkula	43	587	289	876	2961	2542	5503
2.	Ramgarh	19	337	198	537	1781	1513	3294
3.	Morni	10	171	84	255	629	432	1061
4.	Raipur Rani	18	163	82	245	1243	759	2002
	Grand Total	90	1258	653	1913	6614	5246	11860

SOURCE: D.E.O. PANCHKULA

REPETITION RATE :

$$\frac{\text{No. of Students repeating in the grade G in year (2002-03)}}{\text{Total No. of Students enrolled in grade G in year (2001-02)}} \times 100 = \frac{1913}{11860} \times 100 = 16.13\%$$

GROSS ACHIEVEMENT RATIO

PRIMARY
Govt. Schools Only

DISTRICT PANCHKULA

Sr. No.	Name of Block	No. of Schools	Class	No. of students appeared in the exams held in April 2002			No. of students passed in the exams held in April 2002		
				Boys	Girls	Total	Boys	Girls	Total
1.	Panchkula	96							
			I	1268	1088	2356	1183	1080	2263
			II	1253	1047	2300	1225	1005	2230
			III	1184	1137	2321	1048	1015	2063
			IV	1256	1045	2301	1126	978	2104
			V	1143	1015	2158	1076	982	2058
		Total		6104	5332	11436	5658	5060	10718
2.	Ramgarh	52							
			I	841	634	1475	757	559	1316
			II	780	656	1436	691	599	1290
			III	708	626	1334	614	543	1157
			IV	719	653	1372	599	590	1189
			V	629	611	1240	613	575	1188
		Total		3677	3180	6857	3274	2866	6140
3.	Morni	32							
			I	226	196	422	223	195	418
			II	212	306	518	208	197	405
			III	201	197	398	180	188	368
			IV	218	220	438	195	204	399
			V	304	211	515	226	199	425
		Total		1161	1130	2291	1032	983	2015
4.	Raipur Rani	39							
			I	468	453	921	412	422	834
			II	448	438	886	405	403	808
			III	495	450	945	409	414	823
			IV	490	481	971	399	442	841
			V	536	420	956	504	412	921
		Total		2437	2242	4679	2129	2093	4227
Grand Total		219				25263			23100

SOURCE: D.P.E.O. PANCHKULA

G.A.R.: $\frac{\text{No. of children passing decided criteria}}{\text{No. of children tested}} \times 100 = \frac{23100}{25263} \times 100 = 91.438\%$

GROSS ACHIEVEMENT RATIO

UPPER PRIMARY

DISTRICT PANCHKULA

Govt. Schools Only

Sr. No.	Name of Block	No. of Schools	Class	No. of students appeared in the exams held in April 2002			No. of students passed in the exams held in April 2002		
				Boys	Girls	Total	Boys	Girls	Total
1.	Panchkula								
			VI	1138	926	2064	908	756	1664
			VII	916	816	1732	733	659	1392
			VIII	907	800	1707	676	520	1196
		Total		2961	2542	5503	2317	1935	4252
2.	Ramgarh								
			VI	626	560	1186	549	458	1007
			VII	552	462	1014	444	444	888
			VIII	603	491	1094	413	441	854
		Total		1781	1513	3294	1406	1343	2749
3.	Morni								
			VI	232	152	384	152	146	298
			VII	181	129	310	143	136	279
			VIII	216	151	367	126	90	216
		Total		629	432	1061	421	372	793
4.	Raipur Rani								
			VI	444	367	811	343	256	599
			VII	387	273	660	286	196	482
			VIII	412	119	531	263	156	419
		Total		1243	759	2002	892	608	1500
	Grand Total			6614	5246	11860	5036	4258	9294

SOURCE: D.E.O. PANCHKULA

$$\text{G.A.R.:} = \frac{\text{No. of Students Passing the decided criteria}}{\text{No. of Students tested}} \times 100 = \frac{9294}{11860} \times 100 = 78.36\%$$

INDEX OF GENDER EQUITY

PRIMARY

DISTRICT PANCHKULA

Sr. No.	Name of Block	No. of Schools	Share of girls in the Class I to V	Share of girls in the population of age between 6-11
1.	Panchkula	96	45.95	42.62
2.	Ramgarh	52	45.11	41.42
3.	Morni	32	48.89	43.70
4.	Raipur Rani	39	49.12	48.64
	Grand Total	219	189.07	171.38

SOURCE: D.P.E.O. PANCHKULA

INDEX OF GENDER EQUITY:

$$\frac{\text{Share of girls in enrollment}}{\text{Share of girls in corresponding Population}} \times 100 = \frac{189.07}{171.38} \times 100 = 110.32\%$$

INDEX OF GENDER EQUITY

UPPER PRIMARY

DISTRICT PANCHKULA

Sr. No.	Name of Block	No. of Schools	Share of girls in the Class Vi to VIII	Share of girls in the population of age between 11-14
1.	Panchkula	43	39.279	45.48
2.	Ramgarh	19	46.66	48.25
3.	Morni	10	42.28	43.04
4.	Raipur Rani	18	44.19	45.19
	Grand Total	90	172.409	178.96

SOURCE: D.E.O. PANCHKULA

INDEX OF GENDER EQUITY:

$$\frac{\text{Share of girls in enrollment}}{\text{Share of girls in corresponding Population}} \times 100 = \frac{172.409}{178.96} \times 100 = 96.34\%$$

INDEX OF SOCIAL EQUITY (S.C.)

PRIMARY

DISTRICT PANCHKULA

Sr. No.	Name of Block	No. of Schools	Share of S.Cs. in the Class I to V	Share of S.Cs. in the population	Share of S.Cs. in the age group 14
1.	Panchkula	96	48.32		51.33
2.	Ramgarh	52	42.97		45.57
3.	Morni	32	44.27		53.37
4.	Raipur Rani	39	51.12		57.60
	Grand Total	219	186.68		202.87

SOURCE: DISTRICT PANCHKULA

INDEX OF SOCIAL EQUITY:

$$\frac{\text{Share of S.C. in enrollment}}{\text{Share of S.C. in Population}} \times 100 = \frac{186.68}{202.87} \times 100 = 92.02\%$$

INDEX OF SOCIAL EQUITY (S.C.)

UPPER PRIMARY

DISTRICT PANCHKULA

Sr. No.	Name of Block	No. of Schools	Share of S.Cs. in the Class VI to VIII	Share of S.Cs. in the population	Share of S.Cs. in the age group 14
1.	Panchkula	43	36.33		39.46
2.	Ramgarh	19	19.84		22.87
3.	Morni	10	11.68		13.68
4.	Raipur Rani	18	21.16		24.12
	Grand Total	90	89.01		97.13

SOURCE: DISTRICT PANCHKULA

INDEX OF SOCIAL EQUITY:

$$\frac{\text{Share of S.C. in enrollment}}{\text{Share of S.C. in Population}} \times 100 = \frac{89.01}{97.13} \times 100 = 91.64\%$$



TABLES
AS PER
HOUSE HOLD SURVEY

TOTAL POPULATION OF DISTRICT PANCHKULA AS PER HOUSE HOLD SURVEY

BLOCK	OVERALL	GENERAL	SC	BC
PANCHKULA	86343	48943	18158	19242
MORNI	6845	5273	1309	263
RAMGARH	49014	18627	8488	21899
RAIPUR RANI	36452	15672	7323	13457
TOTAL	178654	88515	35278	54861

BLOCK WISE CONSOLIDATED HOUSEHOLD SURVEY REPORT

BLOCK :PANCHKULA

	5-10 Yrs.									11-14YRS								
	OVERALL			GENERAL			S.C.			OVERALL			GENERAL			S.C.		
	Total	Boys	girls	Total	Boys	girls	Total	Boys	girls	Total	Boys	girls	Total	Boys	girls	Total	Boys	girls
Population studying in school	14838	8137	6701	11686	6463	5223	3152	1674	1478	8198	4376	3822	6277	3353	2924	1921	1023	898
Enrolment in Govt. schools	12479	7085	5394	9862	5705	4157	2617	1380	1237	4723	2540	2183	3399	1819	1580	1324	721	603
Enrolment in private schools	2359	1052	1307	1824	758	1066	535	294	241	3475	1836	1639	2878	1534	1344	597	302	295
Dropout children	101	60	41	67	44	23	34	16	18	333	146	187	191	81	110	142	65	77
Non starters	735	345	390	455	210	245	280	135	145	196	76	120	106	35	71	90	41	49
Total	15674	8542	7132	12208	6717	5491	3466	1825	1641	8727	4598	4129	6574	3469	3105	2153	1129	1024

BLOCK WISE CONSOLIDATED HOUSEHOLD SURVEY REPORT

BLOCK :MORNI

	5-10 Yrs.									11-14YRS								
	OVERALL			GENERAL			S.C.			OVERALL			GENERAL			S.C.		
	Total	Boys	girls	Total	Boys	girls	Total	Boys	girls	Total	Boys	girls	Total	Boys	girls	Total	Boys	Girls
Population studying in school	1216	679	537	917	502	415	299	177	122	924	476	448	659	342	317	265	134	131
Enrolment in Govt. schools	1216	679	537	917	502	415	299	177	122	924	476	448	659	342	317	265	134	131
Enrolment in private schools	-	-	-	-	-	-	-	-	-	-	-	-	-	-	-	-	-	-
Dropout children	19	12	7	13	7	6	6	5	1	53	20	33	42	15	27	11	5	6
Non starters	84	51	33	60	37	23	24	14	10	27	13	14	21	11	10	6	2	4
Total	1319	742	577	990	546	444	329	196	133	100	509	495	722	368	354	282	141	141

BLOCK WISE CONSOLIDATED HOUSEHOLD SURVEY REPORT

BLOCK :RAMGARH

	5-10 Yrs.									11-14YRS								
	OVERALL			GENERAL			S.C.			OVERALL			GENERAL			S.C.		
	Total	Boys	girls	Total	Boys	girls	Total	Boys	girls	Total	Boys	girls	Total	Boys	girls	Total	Boys	Girls
Population studying in school	6670	3694	2976	5496	3115	2381	1174	579	595	4478	2368	2110	3778	2059	1719	700	309	391
Enrolment in Govt. schools	5798	3007	2791	4647	2436	2211	1151	571	580	4164	2218	1946	3473	1916	1557	691	302	389
Enrolment in private schools	872	687	185	849	679	170	23	8	15	314	150	164	305	143	162	9	7	2
Dropout children	29	20	9	21	13	8	8	7	1	170	62	108	145	47	98	25	15	10
Non starters	512	255	257	391	188	203	121	67	54	145	64	81	126	57	69	19	7	12
Total	7211	3969	3242	5908	3316	2592	1303	653	650	4793	2494	2299	4049	2163	1886	744	331	413

BLOCK WISE CONSOLIDATED HOUSEHOLD SURVEY REPORT

BLOCK :RAIPURRANI

	5-10 Yrs.									11-14YRS								
	OVERALL			GENERAL			S.C.			OVERALL			GENERAL			S.C.		
	Total	Boys	girls	Total	Boys	girls	Total	Boys	girls	Total	Boys	girls	Total	Boys	girls	Total	Boys	Girls
Population studying in school	5519	2990	2529	4389	2371	2018	1130	619	511	3263	1864	1399	2641	1507	1134	662 627	357	265
Enrolment in Govt. schools	4309	2238	2071	3246	1650	1596	1063	588	475	2719	1628	1091	2114	1283	831	605	345	260
Enrolment in private schools	1210	752	458	1143	721	422	67	31	36	544	236	308	527	224	303	17	12	5
Dropout children	32	18	14	28	16	12	4	2	2	229	91	138	181	72	109	48	19	29
Non starters	318	150	168	253	118	135	65	32	33	94	14	80	87	12	75	7	2	5
Total	5869	3158	2711	4670	2505	2165	1199	653	546	3586	1969	1617	2909	1591	1318	677	378	299

RETENTION RATE AS PER MICRO SURVEY

	Overall			General			S.C.		
	Total	Boys	Girls	Total	Boys	Girls	Total	Boys	Girls
Pry	99.36	99.29	98.68	99.43	99.36	99.51	99.10	99.03	99.19
Upper Pry	95.55	96.61	94.34	95.98	97.12	94.65	93.95	94.55	93.30

DROPOUT RATE AS PER MICRO SURVEY

	Overall			General			S.C.		
	Total	Boys	Girls	Total	Boys	Girls	Total	Boys	Girls
Pry	0.64	0.71	1.32	0.57	0.64	0.49	0.9	0.97	0.81
Upper Pry	4.45	3.39	5.66	4.02	2.88	5.35	6.05	5.45	6.7

NET ENROLMENT RATE AS PER MICRO SURVEY OF GOVT. SCHOOLS

	Overall			General			S.C.		
	Total	Boys	Girls	Total	Boys	Girls	Total	Boys	Girls
Pry	79.14	79.27	79.00	78.53	78.66	78.36	81.46	81.63	81.27
Upper Pry	69.22	71.70	66.44	67.71	70.60	64.40	74.81	75.85	73.72

BLOCK WISE DROPOUT RATE AND RETENTION RATE AS PER MICRO SURVEY

DISTRICT: PANCHKULA

	5-10+ Yrs.									11-14YRS								
	OVERALL			GENERAL			S.C.			OVERALL			GENERAL			S.C.		
	Total	Boys	girls	Total	Boys	girls	Total	Boys	girls	Total	Boys	girls	Total	Boys	girls	Total	Boys	Girls
Studying in school Govt. & Pvt..	28243	15500	12743	22488	12451	10037	5755	3049	2706	16853	9084	7769	13345	7261	6084	3508	1823	1685
Dropout	181	110	171	129	80	49	52	30	22	785	319	466	559	215	344	226	105	121
Total	28424	15610	12914	22617	12531	10086	5807	3079	2128	17638	9403	8235	13904	7476	6428	3734	1928	1806
R.R.	99.36	99.29	98.68	99.43	99.36	99.51	99.10	99.03	99.19	95.55	96.61	94.34	95.98	97.12	94.65	93.95	94.55	93.3
D.R.	0.64	0.71	1.32	0.57	0.64	0.49	0.9	0.97	0.81	4.55	3.39	5.66	4.02	2.88	5.35	6.05	5.45	6.7

DROPOUT RATE AND RETENTION RATE AS PER MICRO SURVEY

BLOCK: PANCHKULA

	5-10+ Yrs.									11-14YRS								
	OVERALL			GENERAL			S.C.			OVERALL			GENERAL			S.C.		
	Total	Boys	girls	Total	Boys	girls	Total	Boys	girls	Total	Boys	girls	Total	Boys	girls	Total	Boys	Girls
Studying in school Govt. & Pvt.	14838	8137	6701	11686	6463	5223	3152	1674	1478	8198	4376	3822	6277	3353	2924	1921	1023	898
Dropout	101	60	41	67	44	23	34	16	18	333	146	187	191	81	10	142	65	77
Total	14939	8197	6742	11753	6507	5246	3186	1690	1496	8531	4522	4009	6468	3434	2934	2063	1088	975
R.R.	99.32	99.26	99.39	99.42	99.32	99.56	98.93	99.05	98.79	96.09	96.77	95.33	97.04	97.64	99.65	93.11	94.02	92.10
D.R.	0.68	0.74	0.61	0.58	0.68	0.44	1.07	0.95	1.21	3.91	3.23	4.67	2.96	2.36	0.35	6.89	5.98	7.9

DROPOUT RATE & RETENTION RATE AS PER MICRO SURVEY BLOCK: RAMGARH

	5-10 + Yrs.									11-14YRS								
	OVERALL			GENERAL			S.C.			OVERALL			GENERAL			S.C.		
	Total	Boys	girls	Total	Boys	Girls	Total	Boys	girls	Total	Boys	girls	Total	Boys	girls	Total	Boys	Girls
Studying in school Govt. & Pvt..	6670	3694	2976	5496	3115	2381	1174	579	595	4478	2368	1210	3778	2059	1719	700	309	391
Dropout	29	20	9	21	13	8	8	7	1	170	62	108	145	47	98	25	15	10
Total	6699	3714	2985	5517	3128	2389	1182	586	596	4648	2430	1318	3923	2106	1817	725	324	411
R.R.	99.56	99.46	99.69	99.61	99.58	99.66	99.32	98.80	98.83	96.34	97.44	91.80	96.30	97.76	94.60	96.55	95.37	95.13
D.R.	0.44	0.54	0.31	0.39	0.42	0.34	0.68	1.20	1.17	3.66	2.56	8.20	3.70	2.24	5.40	3.45	4.63	4.87

DROPOUT RATE & RETENTION RATEAS PER MICRO SURVEY BLOCK:MORNI

	5-10+ Yrs.									11-14YRS								
	OVERALL			GENERAL			S.C.			OVERALL			GENERAL			S.C.		
	Total	Boys	girls	Total	Boys	girls	Total	Boys	girls	Total	Boys	girls	Total	Boys	girls	Total	Boys	Girls
Studying in school Govt. & Pvt..	1216	679	567	917	502	415	299	177	122	924	476	448	659	342	317	265	134	131
Dropout	19	12	7	13	7	6	6	5	1	53	20	33	42	15	27	11	5	6
Total	1235	691	544	930	509	421	305	182	123	977	496	481	701	357	344	276	139	137
R.R.	98.46	98.26	98.71	98.60	98.62	98.57	97.39	97.25	99.18	94.57	95.97	93.13	94.01	95.79	92.15	96.01	96.40	95.62
D.R.	1.54	1.74	1.29	1.40	1.38	1.43	2.61	2.75	0.82	5.43	4.04	6.87	5.99	4.21	7.85	3.99	3.6	4.38

DROPOUT RATE & RETENTION RATE AS PER MICRO SURVEY BLOCK :RAIPUR RANI

	5-10 +Yrs.									11-14YRS								
	OVERALL			GENERAL			S.C.			OVERALL			GENERAL			S.C.		
	Total	Boys	girls	Total	Boys	girls	Total	Boys	girls	Total	Boys	girls	Total	Boys	girls	Total	Boys	Girls
Studying in school Govt. & Pvt.	5519	2990	2529	4389	2371	2018	1130	619	511	3263	1864	1399	2641	1507	1134	622	357	265
Dropout	32	18	14	28	16	12	4	2	2	229	91	138	181	72	109	48	19	29
Total	5551	3008	2543	4417	2387	2030	1134	621	513	3492	1955	1537	2822	1579	1243	710	376	294
R.R.	99.42	99.4	99.44	99.36	99.32	99.4	99.64	99.67	99.61	93.44	95.34	91.02	93.58	95.44	91.23	87.60	94.99	92.83
D.R.	0.58	0.6	0.56	0.64	0.68	0.6	0.36	0.33	0.39	6.56	4.66	8.98	6.4	4.56	8.77	7.17	5.06	9.87

NET ENROLMENT OF GOVERNMENT SCHOOLS AS PER MICRO PLANNING SURVEY

	5-10-Yrs.									11-14YRS								
	OVERALL			GENERAL			S.C.			OVERALL			GENERAL			S.C.		
	Total	Boys	girls	Total	Boys	girls	Total	Boys	girls	Total	Boys	girls	Total	Boys	girls	Total	Boys	Girls
Pkl.	71.69	82.94	75.63	80.78	84.93	75.70	75.50	70.61	75.38	54.11	55.24	52.86	51.70	52.43	50.88	61.89	63.86	58.88
R.Rani	73.41	70.86	76.39	69.50	60.59	73.71	88.65	90.04	86.99	75.82	82.68	67.47	72.67	80.64	63.05	89.36	91.26	86.95
Ramgarh	80.40	75.76	86.08	78.65	73.46	85.30	88.33	87.44	89.23	86.87	88.93	84.64	85.77	88.58	82.55	92.87	91.23	94.18
Morni	92.16	91.50	93.06	92.62	91.94	93.46	90.88	90.30	91.72	92.03	93.51	90.50	91.27	92.93	89.54	93.97	95.03	92.90

ANGANWADI

ENROLMENT OF CHILDREN IN (I.C.D.S.) N.F.E. (ANGANWADI)

SR.NO.	BLOCK	TOTAL NO.OF ICDS	OVERALL			GENERAL			SC		
			TOTAL	BOYS	GIRLS	TOTAL	BOYS	GIRLS	TOTAL	BOYS	GIRLS
1.	Barwala	52	4701	2551	2150	3633	1914	1719	1068	637	431
2.	Morni	46	1982	1084	898	1544	813	731	438	271	167
3.	Pinjore	92	7064	3693	3371	3979	2093	1886	3085	1600	1485
4.	Raipur Rani	98	8208	4359	3849	5272	2853	3842	2936	1506	1430
	Total	288	21955	11687	10268	14428	7673	8178	7527	4014	3513

INFORMATION BASED ON PROGRAMMER'S OFFICE, I.C.D.S., AMBALA.

GOVERNMENT TEACHERS POSITION (PRIMARY)

SR.NO.	NAME OF THE BLOCK	SANCTION POST	TEACHER IN POSITION	VACANT PCST	TRAINED TEACHERS	%AGE TRAINED TEACHERS
1.	Panchkula	339	332	7	332	100%
2.	Morni	76	71	5	71	100%
3.	Ramgarh	163	150	13	150	100%
4.	Raipur Rani	119	105	14	105	100%
	Total	697	658	39	658	100%

SOURCE: B.E.O., PANCHKULA, MORNI, RAMGARH RAIPURRANI

GOVERNMENT TEACHERS POSITION (UPPER PRIMARY)

SR.NO.	NAME OF THE BLOCK	SANCTION POST	TEACHER IN POSITION	VACANT POST	TRAINED TEACHERS	%AGE TRAINED TEACHERS
1.	Panchkula	360	328	32	328	100%
2.	Morni	83	67	16	67	100%
3.	Ramgarh	158	132	26	132	100%
4.	Raipur Rani	127	109	18	109	100%
	Total	728	636	92	636	100%

SOURCE: D.E.O./S.D.E.O. ,PANCHKULA

TEACHER POSITION IN GOVT UPPER PRIMARY SCHOOL

AS ON 30-9-2001

SANCTIONED POSTS

S.NO.	BLOCK	Head	Maths	Sci.	S.St.	Skt.	Hindi	Drg.	Pb.	P.T.I	Home Sc.
1.	Panchkula	15	40	44	85	40	37	39	27	31	2
2.	Morni	3	9	14	28	9	6	8	1	5	-
3.	Ramgarh	5	17	22	52	17	14	16	4	10	1
4.	Raipur Rani	3	15	20	28	15	12	13	8	12	1
	Total	26	81	100	193	81	69	76	40	58	4

SOURCE: D.E.O./S.D.E.O., PANCHKULA

TEACHER POSITION IN GOVT UPPER PRIMARY SCHOOL

AS ON 30-9-2001

TEACHERS IN POSITION

S.NO.	BLOCK	Head	Maths	Sci.	S.St.	Skt.	Hindi	Drg.	Pb.	P.T.I	Home Sc.
1.	Panchkula	4	38	40	80	39	35	33	27	30	2
2.	Morni	-	8	12	22	9	5	5	1	5	--
3.	Ramgarh	-	16	20	40	16	13	12	4	10	1
4.	Raipur Rani	-	14	18	20	14	12	11	8	12	1
	Total	4	76	90	162	78	64	61	40	57	4

SOURCE: D.E.O./S.D.E.O., PANCHKULA

TEACHER POSITION IN GOVT UPPER PRIMARY SCHOOL

AS ON 30-9-2001

TEACHERS VACCANT POST

S.NO.	BLOCK	Head	Maths	Sci.	S.St.	Skt.	Hindi	Drg.	Pb.	P.T.I	Home Sc.
1.	Panchkula	11	2	4	5	1	2	6	-	1	-
2.	Morni	3	1	2	6	-	1	3	-	-	--
3.	Ramgarh	5	1	2	12	1	1	4	-	-	-
4.	Raipur Rani	3	1	2	8	1	1	2	-	-	-
	Total	22	5	10	31	3	5	15	-	1	-

SOURCE: D.E.O./S.D.E.O., PANCHKULA

NET ENROLMENT AS PER MICRO SURVEY

DISTT: PANCHKULA


	5-10 + Yrs.									11-14YRS								
	OVERALL			GENERAL			S.C.			OVERALL			GENERAL			S.C.		
	Total	Boys	girls	Total	Boys	girls	Total	Boys	girls	Total	Boys	girls	Total	Boys	girls	Total	Boys	Girls
Studying in school Govt. & Pvt.	28243	15500	12743	22488	12451	10037	5755	3049	2706	16853	9084	7769	13345	7261	6054	3508	1823	1685
Total population	30073	16411	13662	23776	13084	10692	6297	3327	2970	18100	9570	8530	14244	7591	6653	3856	1980	1876
NER	93.91	94.44	93.27	94.58	95.16	93.87	91.39	91.64	91.11	93.11	94.92	91.07	93.68	95.65	91.44	90.97	92.07	89.81

INFRASTRUCTURE

SR.NO.	NAME OF THE ARTICLE	FOR PRIMARY SCHOOLS	FOR MIDDLE SCHOOLS	
1.	Total number of rooms available	548	85	
2.	Number of classrooms	548	85	
3.	Store/Office	-	-	
4.	Laboratory	-	-	
5.	Drawing/Craft rooms	-	-	
6.	Library	-	-	
7.	Sports rooms	-	-	
8.	Staff rooms	-	-	
9.	Computer rooms	-	-	
10.	Other rooms	-	-	
11.	Maintenance of the rooms a. Needs of major rooms b. Needs of minor rooms	-	-	
12.	Toilets			
	For boys	-	-	13
	For girls	-	-	28
	For staff	74	181	54

*

SR.NO.	NAME OF THE ARTICLE	FOR PRIMARY SCHOOLS		FOR MIDDLE SCHOOLS	
		PROVIDED	NOT PROVIDED	PROVIDED	NOT PROVIDED
13.	Water facility	179	78	67	23
14.	Boundary wall	107	150	54	36
15.	Electricity	47	210	65	25
16.	Material				
	a. Science kit	86	171	64	26
		35	222	43	7
	b. Maths kit	29	228	16	74
	c. Minitool kit	-	257	14	76
		67	190	76	14
	d. First aid box	167	90	75	15
		149	98	02	88
	e. Black boards	-	-	07	81
	f. Maps	-	-	-	-
	g. Tape recorders	-	-	18	72
		-	-	67	23
	h. TV	12	245	52	38
	i. VCR				
	j. Computer	89	158	78	12
	k. Drg. Kit	86	171	69	21
	l. Sports facilities	-	-	-	-
	m. Charts				
	n. Globe				
	o. others				



SARVA SHIKSHA ABHIYAN

CHAPTER III

WHAT IS SARVA SHIKSHA ABHIYAN ?

Sarva Shiksha Abhiyan is an effort to universalize elementary education by community ownership of the school system. It is a response to the demand for quality basic education all over the country. The SSA programme is also an attempt to provide opportunity for improving human capabilities to all children, through provision of community-owned quality education in a mission mode.

FEATURES OF SARVA SHIKSHA ABHIYAN

- A programme with a clear time frame for universal elementary education.
- A response to the demand for quality basic education all over the country.
- An opportunity for promoting social justice through basic education.
- An effort at effectively involving the Panchayati Raj Institutions, School Management Committees, Village and Urban Slum level Education Committees, Parents' Teachers' Associations, Mother Teacher Associations, Tribal Autonomous Councils and other grass root level structures in the management of elementary schools.
- An expression between the Central, State and the local government.
- An opportunity for States to develop their own vision of elementary education.

GOALS OF SARVA SHIKSHA ABHIYAN

The Sarva Shiksha Abhiyan is to provide useful and relevant elementary education for all children in the 6 to 14 age group by 2010. There is also another goal to

bridge social, regional and gender gaps, with the active participation of the community in the management of school.

Useful and relevant education signifies a quest for an education system that is not alienating and that draws on community solidarity. Its aim is to allow children to learn about and master their natural environment in a manner that allows the fullest harnessing of their human potential both spiritually and materially. This quest must also be a process of value based learning that allows children an opportunity to work for each other's well being rather than to permit mere selfish pursuits.

Sarva Shiksha Abhiyan realizes the importance of Early Childhood Care and Education and looks at the 0-14 age as a continuum. All efforts to support pre-school learning in ICDS centers or special pre-school centers in non ICDS areas will be made to supplement the efforts being made by the Department of Women and Child Development.

OBJECTIVES OF SARVA SHIKSHA ABHIYAN

- All children in school, Education Guarantee Center, Alternate School, Back to School camp by 2005.
- All children complete five years of primary schooling by 2007.
- All children complete eight years of elementary schooling by 2010.
- Focus on elementary education of satisfactory quality with emphasis on education for life.
- Bridge all gender and social category gaps at primary stage by 2007 and at elementary education level by 2010.
- Universal retention by 2010.



PLANNING PROCESS

CHAPTER – IV

FORMATION OF DISTRICT CORE TEAM

The District Core Planning Team consists of Chairman, A.D.C. Panchkula, District Project Coordinator D.E.O., Panchkula, Core Team Coordinator and three Core Team Members: Their names are given below :

District Chairman	-	Sh.S.K.Goel (A.D.C. Pkl.)
District Project Coordinator	-	Smt. Phool Khatri, D.E.O., Pkl.
Core Team Coordinator	-	Sh. Kuldeep Kumar, Sc. Master.
Member, Core Team	-	Sh. Jagat Singh (J.B.T.) Sh. Pradeep Kumar (Head.Teacher.) Smt. Rajinder Kaur (S.S.M.) Smt. Nirdosh Verma (Sc. M.) Sh. Chet Ram (Skt. Tr.) Smt. Sheela Vinodia (H.M.) Sh. Manu Shankar (Clk.)

ORIENTATION OF CORE TEAM

Above mentioned members attended seminars conducted by Haryana Prathmik Shiksha Abhiyan from time to time to give complete knowledge of Sarva Shiksha Abhiyan . Number of seminars were held from 4th September, 2001 to till date for orientation of Sarva Shiksha Abhiyan. During this period Core Team Visited many places within the District to collect relative data needed for the project. Core team members conducted number of meetings with head teachers, teachers, BEOs of all the four blocks, DEO, SDEO, members of the different communities of the society in different villages, Anganwari helpers / workers, C.D.P.O. etc. of the Panchkula District. Team also visited different offices like office of the Deputy Commissioner, B.E.O., S.D.E.O. etc to get

relevant information with respect to project. Micro planning was done in the district under the guidance of the core team members.

FORMATION OF V.E.C./P.T.A./M.T.A.

As the team is formulated only at district level so it becomes difficult task to cover all the villages for the formation of the village education committees. Still efforts were made by the team members and visited many villages in different blocks from time to time. Villagers gathered in the school premises of the concerned villages. Formal introduction of the team members was given. People showed their curiosity to know about the mission for which they were present. Head Teachers of the different schools also helped in making these village committees in their respective villages to achieve the goal. Members of the team wentt visited these places to check the work of making village education committees. The problems were discussed at length with different community members, teachers regarding the problems faced by them in the school / teaching work. Some of the village education committees formed by the core team members are mentioned below:

S. NO.	DATE	NAME OF THE VILLAGE	BLOCK
1	4-10-2001	SUKHO MAJRI	PANCHKULA
2	4-10-2001	BHOGPUR	PANCHKULA
3	5-10-2001	JAISINGH PURA	RAMGARH
4	5-10-2001	HARIPUR	RAIPUR RANI
5	6-10-2001	BHURHI	MORNI

Photocopy of some of the V.E.C's is enclosed in the annexure. List of VECs formed in different villages alongwith the problems is enclosed here.

Sr.No.	Date	Venue	Purpose	No.of participants	Issue Raised
	4.10.2001	Govt. Primary School, Sukhomajri Panchkula	V.E.C.	40	<ol style="list-style-type: none"> 1. Need of electricity and fans in the School 2. Need of Toilet for girls and boys separately. 3. Need of repair of chairs and table 4. Need of drinking water tank. for children 5. Tat-patti for children 6. Dari 7. Sports equipment 8. Poor children to get incentives 9. School to be upgraded 10. Special provision for disabled children. 11. Shortage of rooms 12. Special care for children belonging to BPL and widows. 13. Teaching aids including science kit and maths kit. 14. Furniture for students and teachers.
	4.10.2001	Govt. Primary School, Bhogpur, Panchkula	V.E.C.	25	<ol style="list-style-type: none"> 1. Toilet repair 2. Needs boundary wall. 3. Shortage of teaching staff 4. Need of drinking water tank for children 5. Tat-patti for children 6. Furniture for children and teachers. 7. Need of electricity 8. Leveling of play ground 9. Teaching aids like science kits, maths kit. 10. Free textbooks for all

Sr.No.	Date	Venue	Purpose	No.of participants	Issue Raised
	5.10.2001	Govt.Primary School, Jaisinghpura Ramgarh	V.E.C.	20	1.Provision for paying electricity bills 2. Need of Toilet for boys,girls and staff 3.Need of boundary wall 4. Need of drinking water tank. for children 5. Tat-patti for children 6. Furniture for children and teachers. 7.Dari 8.School building need white wash and paint. 9.Repair of walls 10.Teaching aids, including audio visual aids. 11.Ground level to be raised. (problem during rainy season).
	5.10..2001	Govt.Primary School, Haripur Raipur Rani	V.E.C.	30	1.Need of Toilet for boys,girls and staff 2.Extra trees to be cut down for making proper playground for children 3. Shortage of teaching aids and black board 4. Need of drinking water tank. for children 5. Tat-patti for children 6. Furniture for children and teachers. 7.Need of electricity 8.Shortage of rooms 9.School to be upgraded 10.Sports equipment. 11.Boundary wall to be raised.

Sr.No.	Date	Venue	Purpose	No.of participants	Issue Raised
	6.10.2001	Govt.Primary School, Bhoorhi, Morni	V.E.C.	26	<ol style="list-style-type: none"> 1. Need of boundary wall 2. Repair of school building 3. Drinking water. 4. Helper for the girl children 5. Tat-patti for children 6. Furniture for children and teachers. 7. Need of electricity 8. Need for toilet 9. Shortage of staff 10. Sports equipment 11. Library and first aid box. 12. Helper for girls due to hilly area 13. Teaching aids. 14. Special incentives to children belonging to B.P.L.
	19.10.2001	B.E.O. Office, Morni	V.E.C.	20	<ol style="list-style-type: none"> 1. Sports equipments & playground. 2. Shortage of teaching staff 3. Need of drinking water tank. for children 4. Tat-patti for children 5. Furniture for children and teachers. 6. Need of electricity 7. Teaching aids including science kit and maths kits. 8. Pucca way to school. 9. Office room, 10. Class IV employee

Sr.No.	Date	Venue	Purpose	No.of participants	Issue Raised
	24.11.2001	Govt.Primary School, Ramgarh	V.E.C.	50	<ol style="list-style-type: none"> 1.Special arrangement of paying electricity bills. 2. Need of Toilet for boys,girls and staff 3.Need of sweeper and watchman. 4. Need of clean drinking water . 5. Tat-patti for children 6. Furniture for children and teachers 7.Dari 8. ceiling needs repair 9. Shortage of rooms in both boys and girls school. 10. Teaching aids . 11. Rain water gets collected in the school .
	24.11.2001	Govt.Primary School, Bharaily Ramgarh	V.E.C.	30	<ol style="list-style-type: none"> 1.Need of Toilet for boys,girls and staff 2. Repair of school building ,windows and doors. 3. Shortage of teaching staff 4. Need of drinking water . 5. Tat-patti for children 6. Furniture for children and teachers 7.Need of electricity 8. Shortage of stationary. 9.Need of sweeper.

Sr.No.	Date	Venue	Purpose	No.of participants	Issue Raised
	24.11.2001	Govt.Primary School, Tibbi, Ramgarh	V.E.C.	50	<ol style="list-style-type: none"> 1. Need of completion of boundary wall. 2. Repair of school building 3. Shortage of stationary.. 4. Teaching aids. 5. Tat-patti for children 6. Furniture for children and teachers. 7. Need of electricity 8. Need for toilet
	24.11.2001	Govt.Primary School, Shymatoo Ramgarh	V.E.C.	115	<ol style="list-style-type: none"> 1. Need of Toilet for boys, girls and staff 2. Boundary wall 3. Shortage of teaching staff 4. Need of drinking water tank. for children 5. Tat-patti for children 6. Furniture for children and teachers. 7. Need of electricity 8. Play ground 9. Helper for children as school is far from village. 10. Teaching aids.
	24.11.2001	Govt. Girls Primary School, Toka	V.E.C.	30	<ol style="list-style-type: none"> 1. Need of electricity and fans in the School 2. Need of Toilet for girls and staff 3. Need of repair of chairs and table 4. Need of drinking water tank. for children 5. Tat-patti for children 6. Dari

Sr.No.	Date	Venue	Purpose	No.of participants	Issue Raised
	16.10.2001	Anganwari, Saini Mohalla, Pinjore Panchkula	Meeting with Anganwari worker / helper.	2	<ol style="list-style-type: none"> 1. Anganwari to be separate from Primary School. 2. Need of Anganwari Building, presently in Dharamshala. 3. Proper utensils for storage of ration. 4. Tat-patti, Dari 5. Educational toys and clay. 6. Furniture for children and anganwari worker. 7. Different kind of swings. 8. Black boards and coloured chalks, sketch pens, wax colours and drawing sheets. 9. Teaching aids like charts and plastic alphabets 10. Electricity, water facility to be provided. 11. Toilets to be provided. 12. Tricycles for the children. 13. Almirah and Trunk to keep anganwari record and medicine. 14. First aid box. 15. Special prize for best anganwari worker /helper.

Sr.No.	Date	Venue	Purpose	No.of participants	Issue Raised
	16.10.2001	Anganwari, Bangala Colony Rattpur , Pinjore Panchkula	Meeting with Anganwari worker / helper.	2	<ol style="list-style-type: none"> 1. Shoes, clothes, books to be provided to the needy children. 2. Need of attractive furniture for children. 3. Proper utensils for storage of ration. 4. Tat-patti, Dari 5. Educational toys, clay and games. 6. Different kind of swings, slide, horse, tricycles. 7. Black boards and coloured chalks, sketch pens, wax colours and drawing sheets. 8. Teaching aids like charts and plastic alphabets 9. Electricity, water facility to be provided. 10. Toilets to be provided. 11. Provision for whitewashing the building and maintenance of furntirue. 12. Almirah and Trunk to keep anganwari record and medicine. 13. First aid box. 14. Towel, soap, mirror, comb to be provided. 15. Special anganwari for migrated labourers.

Sr.No.	Date	Venue	Purpose	No.of participants	Issue Raised
	16.10.2001	Anganwari, Rattpur Colony , Pinjore Panchkula	Meeting with Anganwari worker / helper.	2	1.Anganwari in a rented shop, needs own building. 2. Need of attractive furniture for children. 3. Proper utensils for storage of ration. 4.Tat-patti, Dari 5.Educational toys, soft toys, clay and games. 6.Different kind of swings, slide, horse, tricycles. 7. Black boards and coloured chalks, sketch pens, wax colours and drawing sheets. 8.Teaching aids like charts and plastic alphabets 9.Almirah 10. Shoes, clothes, books to be provided to the needy children. 11.Provision for electricity bills . 12. Almirah and Trunk to keep anganwari record and medicine. 13.First aid box. 14. Towel, soap, mirror, comb, clock to be provided. 15.Special anganwari for migrated labourers.

Sr.No.	Date	Venue	Purpose :	No.of participants	Issue Raised
	16.10.2001	Anganwari, Abdulahpur Pinjore Panchkula	Meeting with Anganwari worker // helper.	2	<p>1. Electricity to be provided.</p> <p>2. Need of attractive furniture for children.</p> <p>3. Proper containers for storage of ration.</p> <p>4. Tat-patti, Dari</p> <p>5. Educational toys, soft toys, clay and games.</p> <p>6. Different kind of swings and slides.</p> <p>7. Black boards and coloured chalks, sketch pens, wax colours and drawing sheets.</p> <p>8. Teaching aids like charts and plastic alphabets</p> <p>9. Almirah</p> <p>10. Shoes, clothes, books to be provided to the needy children.</p> <p>11. Vacations for anganwari children.</p> <p>12. Almirah and Trunk to keep anganwari record and medicine.</p> <p>13. First aid box to be provided.</p> <p>14. Towel, soap, mirror, comb, clock to be provided.</p> <p>15. Interference of private crèches.</p>

Sr.No.	Date	Venue	Purpose	No.of participants	Issue Rased
	16.10.2001	Aanganwari i C.D.P.O. Pinjore Parchkula	Meeting with Aanganwari Supervisor.	1	<ol style="list-style-type: none"> 1. Attractive buildings for all aanganwaries. 2. Need of attractive tables and chairs for children. 3. Proper utensils for storage or ration. 4. Tat-patt, Dari 5. Educational toys, soft toys, clay and games. 6. Different kind of swings, slide, horse, tricycles. 7. Black boards and coloured chalks, sketch pens, wax colours and drawing sheets. 8. Teaching aids like charts and plastic alphabets and special innovative looks. 9. Almirah / Trunks for all aanganwaris. 10. Shoes, clothes, books to be provided to the needy children. 11. Provision for electricity bills / electricity and water facility for all aanganwaris. 12. Special educational kits for children. 13. First aid box. 14. Towel, soap, mirror, comb, clock to be provided. 15. Audio-visual aids, like TV, Computer, VCR Projector, CDs, Cassettes etc.

Sr.No.	Date	Venue	Purpose	No.of participants	Issue Raised
	16.10.2001	Aanganwari C.D.P.O. Pinjore Panchkula	Meeting with C.D.P.O Aanganwari	1	1.Needs building 2.Needs telephone facility.

GENERAL ISSUES RAISED DURING FORMATION OF VEC's

General problems were discussed with villagers related to education in schools and a team of twelve members was formed. It consisted members of the panchayat, P.T.A., mahila mandal, anganwadi, gram saachiv/sevak; health worker/A.N.M.; samaj sevi.


General problems were discussed which are given as below:

- i) Tat patti
- ii) Electricity, drinking water
- iii) Repair/construction of the school building/rooms/toilets/fourwalls
- iv) Sports equipment
- v) Science and maths kit
- vi) Audio visual and other teaching aids
- vii) Children of B.P.L. should be given incentives irrespective of social class
- viii) Upgrading of schools
- x) Shortage of staff
- c) Library
- xi) First aid boxes
- xii) Helper for girls
- xiii) Cupboard/trunks

- xiv) Introduction of computer education
- xv) In service training for teachers for teaching English in primary schools

CONSOLIDATION OF THE MEETINGS.

A meeting of all the center incharges, head teachers and teachers of the Panchkula district was held under the leadership of D.E.O., B.E.O. Panchkula, B.E.O. Morni and Raipur Ranni block by the members of the team. The aims and objectives of Sarva Shiksha Abhiyan, Micro planning process were narrated in the meetings held during the months of September, October, November, and December. Micro planning i.e. household survey was conducted in 40% of the villages of Panchkula, covering Raipur Rani and Ramgarh Block by the concerned teachers of the villages. To achieve the goals for perspective planning from 2003 to 2007, the data was consolidated by the members of the team. The total number of children in the age group 6 to 11 and 11 to 14 were mainly included in the plan. From the micro planning the total population, SC children, BC children, disabled children, children studying in school, dropout children, non-starters were taken into consideration for computing dropout rate, retention rate, gross enrolment rate, net enrolment rate etc.



**MONITORING
AND
SUPERVISION**

Management Structure at Distt. Level

Sr. No.	Designation of Post	No. of Posts
1.	Distt. Project Coordinator	1
2.	Asstt. Project Coordinator	2
3.	Section Officer	1
4.	S.D.E.	1 for 3 districts
5.	J.E.	2 in each district
6.	Accountant	1
7.	Assistant	1
8.	Head Clerk	1
9.	Computer Programmer	1
10.	Clerk	1
11.	Data Entry Operator/Clerk	1
12.	Driver	1
13.	Class-IV	2
14.	Night Watchman/Sweeper	1

Management Structure at Block Level

Sr. No.	Designation of Post	No. of Posts
1.	Block Resource Center Coordinator	1
2.	Asstt. B.R.C.	7
3.	Accountant/Accounts Clerk	1
4.	Data Entry Operator/Clerk	1
5.	Class-IV	1

MONITORING & SUPERVISION

Various Level Committees are formed in the Distt. in accordance with Notification No. 21/18-2002PF(2) dated 11-9-2002 of Haryana Govt. Education Department for proper monitoring and supervision of the Sarva Shiksha Abhiyan at School Level, Village Level, for Urban areas, Cluster Level, Block level, District Level and State Level respectively.

1. School Level:

The following bodies will work for all round improvement in school environment and cognitive & non-cognitive growth of the child :

a) Parent Teacher Association (PTA)

The following shall be the office bearers of the Association:

i)	President	Elected
ii)	Vice-President	Head Teacher/Head Master
iii)	Secretary	Nominated
iv)	Joint Secretary	Elected
v)	Treasurer	Nominated
vi)	Auditor	(Not a member of the Executive)

The membership of the Association shall be open to all the parents/guardians of the students and members of the staff of the school.

The Head of the school shall be ex-official Vice-President of the Association. The Secretary of the Association shall be nominated from amongst the members of the staff by the President in consultation with the Vice-President. Except the Vice-President, the Treasurer and the Secretary all the office bearers and members of the Executive Committee shall be elected at the time of the annual meetings.

There shall be an Executive Committee of the Association to carry out the day-to-day functions of the Association. It will consist of 10 members

(with at least 3 from amongst the teachers) beside office bearers. Meetings of the Executive Committee will be held once in a month preferably on Saturday.

The aim of the association is to encourage parents to share the responsibility along with the teachers for better educational standard and moral, social & physical development of the children and overall improvement in schools.

The specific objective of the PTA will be as follows: -

- i) Creating awareness amongst the parents regarding the need and importance of inculcating the habits of punctuality, regularity in attendance & cleanliness in their wards.
- ii) Diagnosis of educational backwardness and need for adopting remedial measures in time.
- iii) Helping for making provision of physical facilities such as furniture, electric fans, building etc. to the schools.
- iv) Making improvement in the overall conduct and behaviour of the students.

The tenure of the associations would be two years.

b) Mother Teacher Association (MTA):

It is not basically different from the Parent Teacher Association. Here the membership is open only to mothers and Lady guardians of the children. The MTA will meet twice a month instead of once as in case of PTA.

The school may have either of the two or both of the Associations. From Primary Wing MTAs may be there, and for the whole school (i.e. Upper Primary Level) the PTAs may also be there.

The tenure of the committee would be two years.

These bodies can inspect the records (students attendance, staff attendance) of the school.

2. Village Level

a) Village Education Committee (VEC):

There will be a Village Education Committee (VEC) with the following members : -

Three members nominated by Gram Panchayat:- (at least one Scheduled Caste, one Lady Member)	3
Head Teacher of the Primary School:- Member Secretary (in case of more than one school, the senior most)	1
A female teacher (in case of more than 1 school, not from the school of Member Secretary)	1
Female Member nominated by Mahila Mandal	1
Lady Health Worker	1
Anganwari Worker/Bal Savika	1
Two members nominated by PTA/MTA	2
Member nominated by BEO (NGO member/social worker/ retired teacher/educationist)	1
Village Secretary/Gram Savika	1
Total	<hr/> 12 <hr/>

Out of twelve members, 6 members will be from female side. The Committee will elect its president and vice president.

The Committee will function as an arm of the Panchayati Raj System and involve persons interested in the overall development of real education in the respective village. It will meet twice in a month and send its report of the proceedings to Cluster Level Education Committee (CLEC) and Block Level Education Committee (BLEC).

Its objectives include creating awareness, increasing enrolment, surveys for the purpose of Universalisation of Education. It will also create

an environment for quality education, discipline, cleanliness, beautification in the school. It will help in capacity building also.

The tenure of the Committee will be for two years.

b) **Village Construction Committee:**

Village Construction Committee will have the following members: -

A member (Male/Female) of VEC	President
Member-Secretary of VEC	Member-Secretary
VEC Member (Ex-serviceman/retiree/social worker)	Member
VEC Member belonging to Scheduled Caste	Member
Member nominated by VEC	Member
Total	<u>5 Members</u>

The main objective of this committee is to maintain, extend and improve upon the school buildings.

It will hold its meetings twice a month and send its report of the proceedings to CLEC and BLEC.

c) **Urban Education Committee (UEC) for urban areas:**

For schools in Urban area of the Urban Education Committee will be constituted urban area wise on the pattern of Village Level Education Committee and will consist of the following members: -

Three members approved by Municipal Committee/Council (at least one Scheduled Caste, one Lady Member)	3
Head Teacher/Head Master of the Elementary School-Member Secretary (in case of more than one school, the senior-most)	1

A female Teacher nominated by BEO (in case of more than 1 school, not from the school of Member Secretary)	1
Female Member nominated by Mahila Mandal	1
Lady Health Worker to be nominated by Health department	1
Anganwari Worker/Bal Savika to be nominated by ICDS department	1
Two members nominated by PTAs/MTAs	2
Members nominated by BEO (NGO member/social worker/ Retired teacher/educationist)	1
A nominee of the Municipal Committee/Council	1
Total	<u>12</u>

d) Construction Committee:

Constitution Committee of the Urban area will consist of the following members: -

i) A member (Male/Female) of Urban Education Committee	1
ii) Head Teacher/Head Master-Member Secretary	1
iii) UEC Member (Ex-serviceman/social worker/retired teacher)	1
iv) UEC member belonging to scheduled caste	1
v) Member nominated by UEC	1
Total	<u>5</u>

3. Cluster Level Education Committee (CLEC):

Cluster Level Education Committee (CLEC) will consist of the following members: -

Cluster Resource Coordinator (Member-Secretary)	1
Four Head Teachers – at least two of them ladies	4
Nominee of the Integrated Child Development Scheme	1
Nominee of the health Department	1
Nominee of the Public Health Department	1

Two retired educationists (one of them a lady)	2
A prominent ex-serviceman	1
Four VED members – not more than one from the same VEC	4
‘Total	<u>15</u>

The Head Teachers and the VEC members may be opted by rotation after a period of one year so that opportunities are given to as many as possible.

The Committee will function as an agency to support, co-ordinate and review the achievements of the schools in the cluster. Its aims and objectives will be as under: -

- a) Organising sessions for mutual sharing of the experiences of teachers.
- b) Reviewing infrastructural improvement in schools.
- c) Sharing of infrastructure/teaching learning material as and where possible.
- d) Guiding further steps for Universalisation of Education.
- e) Maintaining the spirit of co-operation amongst the communities for the cause of education.
- f) Collecting data and keeping it updated.
- g) Following up the action on the decisions/proceedings of the VEC/VCC meetings.

The Committee will meet twice a month and send the report of the proceedings to the Block Level Education Committee (BLEC).

4. Block Level Education Committee (BLEC) :

Block Level Education Committee (BLEC) will consist of the

following members: -

Block Education Officer (President	1
Block Resource Co-ordinator (Member Secretary)	1
Block Development Panchayat Officer	1
Nominee of the Integrated Child Development Scheme	1
Nominee of the Health Department	1
Nominee of the Public Health Department	1
Nominees of the Panchayat Samiti	2
Two Cluster Resource Co-ordinators-one male, one female (to be nominated by the BEO)	2
Head of a High/Senior Secondary School (Preferably Senior Most)	1
A prominent ex-serviceman of the block	1
Retired Educationist-preferably National/State Awardee	1
VEC members from different Clusters	2
Total	<hr/> 15 <hr/>

Members from CRCs & VECs will be rotated after one year to give opportunity to them also.

The BLEC can be a higher-level supervisory agency to further review activities in the field of the school education. Its functions will be:

- a) Supervision of the training programmes.
- b) Organising block level sessions for sharing of experiences and problems of teachers.
- c) Providing resources/teaching-learning material to teachers.
- d) Collector of data and its updating for further guidance.
- e) Monitoring the reports from the clusters.

- f) Follow up action on the decisions / proceedings of the VEC/VCC and CLEC meetings.
- g) Inspection of schools.

It will meet once a month and send its proceedings to the District Level Education Committee (DLEC):

5. District Level:

District Level Education Committee (DLEC)

The District Level Education Committee will consist of the following members: -

Deputy Commissioner	Chairman	
Additional Deputy Commissioner	Vice-Chairman	
Chief Medical Officer		
District Primary Education Officer		
Principal District Institute of Education and Training (DIET)		
District Project Co-ordinator	Member Secretary	
Block Education Officers	As per number in the district.	
Block Resource Co-ordinators	As per number in the district.	
Nominee of the Zila Parishad		1
Chairman of the Panchayat Samiti (nominated by Zila Parishad)		1
XEN, Public Health		1
XEN, PWD (B&R)		1
Nominee of the Integrated Child Development Scheme		1

Head of High/Sr. Sec. School (nominated by DEO)	1
Two prominent Social Workers (one should be a lady)	2
Representative of the Body of Handicapped	1
Representative of an NGO	1

Due representation should be given to Scheduled Castes and weaker sections of the society. Members from such organizations may also be taken, if otherwise not available amongst the ex-officio members. Chairman of the Committee may opt persons of eminence, if and when required.

The DLEC will be the major monitoring agency at the district level to see that the objectives of the Sarva Shiksha Abhiyan are being achieved in letter and spirit, and all grants are being utilized for the purposes for which they are allotted. The DLEC will function under the Chairmanship of the Deputy Commissioner of the respective district. It will meet once a month and send its report to the State Level Monitoring Committee (SLMC). The Committee will make arrangements for:

- a) Survey of the out of school children, Drop-out cases.
- b) Finding the reasons thereof.
- c) Admission/Re-admission of the children to schools.
- d) Collection of all the data at the district level and getting it updated.
- e) Supervision of the training programmes in the district.
- f) Monitoring the reports from the blocks.
- g) Follow up action on the decisions proceedings of the BLEC.
- h) Inspection of schools.

The Committee will meet once a month and send its report to the State Level Monitoring Committee.



**JUSTIFICATION
OF
STRATEGIES**

SARVA SHIKSHA ABHIYAN, PERSPECTIVE PLAN, PANCHKULA

FROM APRIL- 2003 TO MARCH - 2007

The success of any project lies in the meticulous planning which should be based on the strength of the implementation area i.e District (as District is considered a macro unit of this plan and a village is considered as the grass root unit of it). Panchkula has the present strength, as it has been shown in the relevant section of the data, a satisfying gross enrolment ratio in primary and upper primary schools including recognized and non-recognised private institutions.

Drop out at Primary level of total children is 0.64%, boys .71%, girls 1.32%.

Drop out at upper primary level of total children is 4.45%, boys 3.39%, girl 5.66%.

Retention rate at primary level of total children is 99.36%, boys 99.29%, Girls 98.68%.

Retention rate of upper primary level of total children is 95.55%, boys 96.61%, Girls 94.34%.

N.E.R. of primary level of total children is 93.91% boys 94.44% and girls 93.27%.

N.E.R. of Upper primary level of total children is 93.11%, boys 94.92% and Girls 91.07%

The house hold survey of every inhabitation gives gloomy picture of out of school children in which more girls are found at upper primary stage in the form of out of school. It appeals to the planners to think over some relevant causes and reveals the possible socio-economic conditions of the society in which the girls are considered as other mens property and a liability on the parents. It suggests some interventions for girl education in this perspective plan of SSA.

The description of the infrastructure in our school is not very congenial and satisfying. The condition of toilet facilities specially for girls is almost non-existent.

Again, as per the objectives of the SSA, every child without consideration of caste and sex must be enrolled by 2005 which requires certain specific provisions for the basic facilities for girls in our schools. Hence the another type of interventions are required to be made in the perspective plan in the form of construction of rooms, toilets, drinking water and boundary walls. There is also another type of social group in the society which hence forth comprises which could not afford education and employ themselves in financial activities. This type of population, working children, street children, disables and the children of some special group. It requires the special provisions in educational plan like Alternative Schooling and Innovative Education, Education for Disables and certain in-built provision in our formal school system.

As it has already been described and interpreted through our present data most of the non starter at Primary level are girl children and it has been revealed that those girls have been detained out of school because there must be certain specific provisions which may fulfill the requirement of their home affairs and their education. The provision of ECE along with the formal schooling and also the parallel to the formal school timing and these girls are debarred from education.

Hence the perspective plan of SSA of this Distt. Determines the following interventions:

- Alternative schooling and innovative education (for dropouts and non-starters as well as for difficult groups)
- Block Resource Centre (functions as a linkage and as a resource center for all academic and administrative activities with in the block).

- Cluster Resource Centres (Co-ordinate grass root activities with in the block).
- Cluster Resources Centres (Co-ordinate grass root activities, in elementary education and act as a resource unit and as a center for ETT).
- Civil work (Provision for improvement in infrastructure facilities in school, CRC, BRC, DPIU & D.I.E.T.)
- District Institute of Education and Training (for quality improvement through teacher training, research activities, evaluation and a nodal Institute for all educational activities of the Distt.including monitoring and supevision).
- District Primary Information Unit (managing and monitoring body for all activities of elementary education in the Distt.).
- Early childhood Education (Caters the need of the children as pre-school activities).
- Elementary Formal Education (all activities that relate to access, retention and quality improvement in elementary education).
- Education Management Information System (keeps information of elementary education in the Distt. Intact).
- Integrated Education for disabled children (catering to the needs of disabled group as a provision for enrolment and retention for all).
- Mass Mobilization and Women Empowerment (Mobilizes awareness activities for enrolment of all, retention, no dropout and quality improvement.

The total budget of the plan from the year 2003-2007 is 1738.6348 lacs. All these components and interventions are being defined on the following pages: 103

ALTERNATIVE SCHOOLING (E.G.S.)

The number of drop out and non starters in the District in the age of 6 to 11 years (boys 110 and girls 171) according to the micro planning i.e. Household Survey done in these areas at primary level, where as in upper primary level i.e. 11 to 14 years age group, 319 boys and 466 girls come under this category. Not starter at primary level is 801 boys and 848 girls, whereas that of upper primary is 167 boys and 295 girls. Their educational needs are to be catered. If the objective of enrolment of all is to be achieved, it requires some specific provision in the form of opening of some such alternative center for their education which fully adhere to their individual need and which observe the child centered approaches. As per norms of the SSA one center for every 25 children proposed to be opened. Though priority should be given to improve the quality of our schools so that most of these nonstarter and dropout may enter the formal schooling system. This may be done with the help of mobilizing the masses, parents and children. It may also be supposed that still a great number of children may not turn up to formal schooling. Again, the reflects in the carefully opening such centers. Hence centers, on a pilot basis are proposed to be opened are 20 in number of alternative schools. In this way the whole perspective plan for District Panchkula consists of centers, which will be opened in the most difficult areas where all other inventions are proved to be fruitless. One instructor for each Centre, preferably, a women of that locality where these children are amassed is proposed to be appointed for each center. This instructor is proposed to be given Rs. 1000/- as honorarium, Rs. 2000/- are proposed to be given every year to every center for

T.L.M. and Stationary. One Dari @ Rs. 1500/- to each Center every year, On Kit @ Rs. 2000/- to each center every year, which includes Educational Games, Supplementary Reading material, sports material, charts, self learning material. This was proposed by S.C.E.R.T., D.I.E.T. experts and teachers according to the need of children of the area. Rs. 2000/- for work book for student for each center which will includes practical exercises for practice. Furniture will include one table, chair and trunk for each center, costing Rs. 2000/-. There is a provision for training to the instructors:

- i) Induction Training to all the newly appointed instructors for 30 days.
- ii) Orientation Training for in service instructors for 20 days (7+7+6) in a year for updating the knowledge of the instructors at B.R.C. level by experts.

No. E.G.S. (A.S.) functioned during 2002-2003. List of the E.G.S. (A.S.) to be opened in 2003-2004 is attached in Appendix.

All the above are proposed in ensuing perspective plan for SSA of this District. The details of the activities and the costing of it is given in the budgetary section given at Page No. 174. The total plan lay out of this Component is Rs. 29.561 Lacs.

BLOCK RESOURCE CENTERS

This intervention is essential to function as a Continuous resource support, training to teachers (lower primary) monitoring unit nearer to the grass root, Coordinating for all Education activities of the Block and serving as a linkage between CRC and D.I.E.T as a academic support, CRC and DPIU as an administrative unit. To strengthen this organization, it is proposed that the information system, the furniture, equipments, library books etc. are proposed to be provided in the perspective plan for SSA. This District has Four Educational Blocks having one B.E.O. who requires to be supported by a person of academic and pedagogical experience of elementary education and who could effectively support the primary and upper primary education system of the Block. This intervention is supposed to be proved very effective in the qualitative improvement of elementary school education which is an important objective of SSA for helping BRC's, two Assistant BRC's are proposed at every block. Annual Sports Meet shall be held at BRC's level every year and the money proposed is Rs.30,000/- for every block. This expenditure shall be done on catables, bus fare, lunch for children and for other needful sports events. Hence some activities, whose detail is given in the budgetary section are proposed in this prospective plan costing Rs. 228.86 lacs. Page 105.

CLUSTER RESOURCE CENTRE

The success of any programme of education lies in its monitoring and supervision system most of our educational system to the ground because of effective monitoring system nearer to the grass root. So it is rightly proposed to set up cluster Resource Center with 8 Km radius in the plains and 5 to 6 Kms in hilly area like Morni and Kalka etc. comprising 5 to 8 schools having cluster Resource Coordinators. In this District there have been proposed to set up 42 such centres. It requires rigorous exercise of school mapping in the district and center located for this purpose are enlisted in the appendix. This organization will function in close coordination and convergence at both level and it will serve an effective linkage as well as powerful monitoring system alongwith resource support to bring a qualitative improvement in elementary education system within the cluster, moreover this institution serve as a training ground for extended teacher training and these coordinators are supposed to work as a supervisor. They will serve as the leader and page setter of those school within the cluster. It will be further strengthen by the provision of furniture, equipment, library books newspaper and periodicals, and they are required to function as a meeting place for VEC members, teachers and Head Teacher and they are supposed to publish a monthly news letter at each Center for all their activities within the month. Hence some activities (detail is given in budgetary section) are proposed in this perspective plan costing Rs. 14.112 Lacs. Page - 106

CIVIL WORK

Most of our Elementary schools are running with poor infrastructure, lack of necessary physical facilities like toilets, drinking water and electricity etc. In order to attract children and specially the girls in the school and to retain them in the system the following budgetary provision of the activities is being proposed under the heading of Civil Work:

- Construction of new School building (15 for Primary schools and 35 for upper primary schools)
- Construction of new class – rooms (102 in Primary School);
- Construction of Boundary walls (110 for primary and 36 for upper primary schools);
- Water facilities in 78 Primary Schools and in 23 Upper Primary Schools;
- Toilets 436 in Primary Schools and 95 in Upper Primary Schools;
- Construction of Building for each BRCs - 4 and CRCs 42
- Repair and Maintenance with provision of Rs.5000/- every year per school is proposed to be allocated under SSA;

A list of the schools where all above mentioned Construction work and facilities is being provided, is given in appendix.

It is considered as an essential restriction that not more than 33% of the total cost of the Project be spent on civil work. This construction work will invariably be carried out through VECs.

There is no continuing construction beyond 31st March, 2003, which was to be completed in the financial year 2002-2003. Hence, no expenditure of Civil construction is to be spilled over to year 2003-2004. No new schools were approved for the year 2002-2003. List of the new Schools which are proposed to be opened and constructed in the perspective plan 2003-2007 is attached in Appendix.

Hence, an amount of Rs. 568.97 Lacs is being proposed in perspective plan of this District of SSA. *Page - 107*

DISTRICT PRIMARY INFORMATION UNIT

For the implementation of SSA in the District, an organization with a working system with following provisions is being proposed in the perspective plan of SSA of District Panchkula. It will function as a managerial body for all activities of elementary Education in the District with a precaution of respecting decentralized approaches. It will up keep all information about elementary education in the District with the help of EMIS unit and assimilate and disseminate the informations, directions helping in the achievement of objective of this project. The following activities and provisions are being proposed to strengthen this Institution:

- One DPC – working DEO of the District
- Two APC's experienced and well acquainted with the strategies and inputs for qualitative elementary universal education. Salary of A.P.C. will be in the pay scale of Rs. 6500-10500. The qualification of the A.P.C. will be M.A./M.Sc./M.Ed. with 5 years teaching experience.
- One S.O. on deputation to maintain and regulate the financial accounts and expenditures;
- One Accountant in the pay scale of Rs. 5000-7850.
- One clerk in the pay scale of Rs. 3050–4590, having knowledge of computer for keeping the record intact.
- Two class IV employees (Chowkidar and Peon) in the pay scale of Rs. 2550-2660;

- Provision of equipments like Photostat machine, typewriters, (both Hindi and English), Fax Machine, TV, VCR, Projector and Generator, to help in the proper functioning of the institution;
- Provision of furniture and its maintenance;
- Publication of monthly newsletter to disseminate the information in the field;
- Meeting of DARG (Once in a month) and BRC;

In this way this managing body is being proposed on page No. 108 with a cost of Rs. 81.904 Lacs in the Perspective Plan of SSA.

EDUCATIONAL MANAGEMENT INFORMATION SYSTEM

Modern age is the period of information technology. This technology requires to be incorporated in the system of education at District level along with District Primary Information unit so that all necessary informations related to enrolment , Drop outs, Retention Rate, Net Enrolment Ratio, Infrastructural facilities and other relevant data are kept intact and up dated. It requires the following provisions which are being proposed in the perspective plan of SSA of this District.

- One programmer as per government scale;
- One Data entry operator in the pay scale of Rs. 4000-6000, having the qualification 10+2 with one year diploma in computer applications to keep the system functioning;
- Provision of equipments including Computer, Laser Printer, CD writer, Modem, CDs and floppies etc.
- Installation of telephone and furnished Computer Room with A.C. and internet facilities.
- Provision of training to teachers, CRC's, BRC's for data collection.
- Provision of printing of reports
- Provision for hired vehicle, Petrol and other lubricants.
- Provision of furniture like Tables and Chairs etc.

Hence a well equipped EMIS system is being proposed at the District level in Perspective Plan of SSA on page No. 110 costing to Rs. 21.83 Lacs.

QUALITY ISSUES IN ELEMENTARY EDUCATION

No effort is spared by the government of India to improve the quality of education. Special emphasis is laid on improvement of elementary education. So, it is necessary to identify the cause of lack of quality in elementary education, so that appropriate measures can be taken to streamline the education at elementary level. So, to improve the educational system, following measures are suggested: -

- ☞ One teacher for every 40 children in primary and upper primary school.
- ☞ To all girls/S.C. children free books are provided @ Rs. 150/- per child.
- ☞ Maintenance Grant of Rs. 5,000/- per year per school will be provided to have better school infrastructure.
- ☞ For providing better teaching learning equipment Rs. 10,000/- are provided at newly opened primary school and Rs. 50,000/- to all upper primary schools.
- ☞ A School Grant of Rs. 2,000/- per year will be provided for every school.
- ☞ A Teacher Grant of Rs. 500/- per year per teacher will be provided to improve the teaching skill.
- ☞ A Teacher Training programme for 20 days @ Rs. 70/- per day per teacher will be provided.
- ☞ Rs. 1,400/- per school will be provided for research and evaluation.

As no teacher was recruited in the year 2002-2003, so there is no continuing recurring expenditure of salary of teachers during 2003-2004. The teachers to be recruited in the coming year are proposed to have professional qualification as per government of Haryana norms.

During the year 2002-2003, Teacher Grant @ Rs. 500/- per head, School Grant @ Rs. 2000/- per school and Maintenance Grant @ Rs. 5000/- per School was provided.

Hence, a financial provision of Rs. 659.318 lacs on page No. 111 is proposed to be incurred out of the prospective plan of S.S.A. 2003-2007.

INTEGRATED EDUCATION FOR DISABLED

The objective of universal elementary Education can not be achieved unless each Category of the prevailing children and their needs are catered to. There are 1350 children enrolled in our schools at present, who are physically disabled and who need a special care, attention and support. Moreover no nation can bear the under development of even a signal citizen. Hence for their whole some development and self respected life the following provisions in the plan of SSA for this District are being proposed:

- Identification of disables; This has been done through micro planning i.e. house hold survey done in rural as well as urban areas in distt. Panchkula.
- Printing of awareness material for parents and community
- Provision of special medical checkup through Medical experts;
- Preparation of need based teaching learning materials and their exhibition;
- Follow up service to these children;
- Training to teachers, CRC's, BRC's in provision of Aids and appliances of these children.
- Every such child will be provided with appliances and supporting material @ Rs. 1200/- in the project period.
- Sports and cultural competition at CRC level @ Rs. 1500 per center will be provided under which prize money refreshment and lunch will be provided to the participants;
- At BRC level, VIP will be invited to encourage the children and will be given awards to the best children. Arrangement of photographer, refreshment, lunch etc. for the participants will be done.

These provision may be considered as an open ended support, still a budgetary provision of Rs. 11.54 Lacs is being proposed in perspective Plan of SSA of this District at Page No. 112.

COMMUNITY TRAINING

No programme can be successful if the mass participation is not available. To make the educational programme more effective at elementary level, the participation of public is must. So, under S.S.A. a provision for two days training to 8 persons of every village is made. This will be done @ Rs. 30/- per day per head.

Hence, a financial provision of Rs. 5.7888 lacs on page No. 113 is proposed to be incurred out of the prospective plan of S.S.A. 2003-2007.

INNOVATIVE ACTIVITIES

PROJECT-1 : - INFORMATION TECHNOLOGY

It is being proposed that in perspective plan of SSA Haryana has supposed to provide 5 computers with U.P.S., Computer Library, Educational Software, Essential furniture and furnishing with a non-recurring cost of Rs. 2,00,000/- per school and set a Computer Lab. to facilitate Computer Education and build up capacity of each upper primary school. AS the rooms in our U.P. schools are not sufficient in numbers so one room is being proposed with a unit cost of Rs. 1.50 lacs. This I.T. Lab will also consist of advance software for education of different subjects specifically in learning mathematics, science, language and environmental studies. It is also proposed that every village with a population of more than one thousand should have an upper primary school facility so that the constitutional commitment of compulsory elementary education to every child of 6-14 age group may be provided and structural facility of upper primary school is upgraded in such a manner that every child may enjoy the fundamental right qualitative elementary education within his reach. So, a total estimated amount on this activity will be 58.55 Lacs. Detail of this component is given on Page No.

PROJECT-2: - SCHOOL BASED ACTIVITIES

Co-curricular activities are integral part of education. For all around development of a child, there is a need of other supporting activities like:-

- There is a provision for Maa-Beti Sammelan.
- Sports at C.R.C./B.R.C. and district level are proposed.
- Organization of Bal Mela at C.R.C. level

Hence a financial provision of Rs. 59.2 lacs is proposed in the perspective plan 2003-2007.



BUDGETING DETAILS

PROJECT COST : SARVA SHIKSHA ABHIYAN, PANCHKULA

MAJOR INTERVENTION-SUMMARY SHEET

DISTT. PANCHKULA

S. No	Head Sub Heads activity	Year 2003-04		Year 2004-05		Year 2005-06		Year 2006-07		TOTAL	
		Phy	Fin	Phy	Fin	Phy	Fin	Phy	Fin	Phy	Fin
1.	E.G.S.(A.S.)	20	4.223	30	6.3345	40	8.446	50	10.5575	140	29.561
2.	B.R.C.	56	54.06	52	54.1	52	58.22	52	62.48	212	228.86
3.	C.R.C.	168	6.3	126	2.1	126	2.1	126	2.1	546	14.112
4.	CIVIL WORK	120	144.14	120	144.2	120	144.28	118	136.35	478	568.97
6.	D.P.I.U.	44	22.38	37	19.078	37	19.808	37	20.638	155	81.904
6.	E.M.I.S.	11	4.055	11	4.17	11	4.285	11	4.40	56	21.83
7.	Q.I.E.E.	27897	162.1295	27897	163.9295	27897	165.7295	27897	167.5295	111588	659.318
8.	I.E.D.	259	2.885	259	2.885	259	2.885	259	2.885	1036	11.54
9.	Community Trg.	2472	1.4472	2472	1.4472	2472	1.4472	2472	1.4472	9888	5.7888
10.	Innovative Act.	0	0	0	0	0	0	0	0	0	0
	i. Information Technology	40	14.8	51	14.15	65	15.2	74	14.4	230	58.55
	ii. School based Activities	131	14.8	131	14.8	131	14.8	131	14.8	524	59.2
	GRAND TOTAL	31218	431.2197	31186	427.1942	31210	437.2007	31227	437.5872	124853	1739.6338

PROJECT COST : SARVA SHIKSHA ABHIYAN, PANCHKULA

MAJOR INTERVENTION – EGS (A.S.)

DISTT. PANCHKULA

S. No	Head Sub Heads activity EGS (A.S.)	Unit cost	Year 2003-04		Year 2004-05		Year 2005-06		Year 2006-07		TOTAL IN LAC	
			Phy	Fin	Phy	Fin	Phy	Fin	Phy	Fin	Phy	Fin
1.	Honorarium to instructor	0.12	20	2.40	30	3.60	40	4.80	50	6.00	140	16.80
2.	T.L.M. & Stationary	0.015	20	0.30	30	0.45	40	0.60	50	0.75	140	2.10
3.	Durries	0.01	20	0.20	30	0.30	40	0.40	50	0.50	140	1.40
4.	Work book for student	0.01	20	0.20	30	0.30	40	0.40	50	0.50	140	1.40
5.	Books for students	0.01515	20	0.303	30	0.4545	40	0.6060	50	0.7575	140	2.121
6.	Training to instructors	0.021	20	0.42	30	0.63	40	0.84	50	1.05	140	2.94
7.	Furniture Table/Chairs/Trunk	0.02	20	0.40	30	0.60	40	0.80	50	1.00	140	2.80
	Grand Total	0.21115	20	4.223	30	6.3345	40	8.446	50	10.5575	140	29.561

PROJECT COST : SARVA SHIKSHA ABHIYAN, PANCHKULA

MAJOR INTERVENTION – BLOCK RESOURCE CENTER

DISTT. PANCHKULA

S. No	Head Sub Heads activity B.R.C.	Unit cost	Year 2003-04		Year 2004-05		Year 2005-06		Year 2006-07		TOTAL IN LACS	
			Phy		Phy	Fin	Phy	Fin	Phy	Fin	Phy	Fin
1.	Salary of Asstt. BRC	1.44	28	40.32	28	43.68	28	47.04	28	50.4	112	181.44
2.	Salary of Clerk	0.80	4	03.20	4	03.44	4	03.70	4	04.00	16	14.34
3.	Salary of Computer Operator	0.80	4	03.20	4	03.44	4	03.70	4	04.00	16	14.34
4.	Peon	0.60	4	02.40	4	02.60	4	02.84	4	03.14	16	10.98
5.	Furniture	1.00	4	04.00	0	0	0	0	0	0	4	04.00
6.	TA/DA @ Rs. 500/- per month per center	0.06	4	00.24	4	00.24	4	00.24	4	00.24	16	00.96
7.	Contingency	0.125	4	00.50	4	00.50	4	00.50	4	00.50	16	02.00
8.	T.L.M. Grant	0.05	4	00.20	4	00.20	4	00.20	4	00.20	16	00.80
	Total		56	54.06	52	54.1	52	58.22	52	62.48	212	228.86

PROJECT COST : SARVA SHIKSHA ABHIYAN, PANCHKULA

MAJOR INTERVENTION- CLUSTER RESOURCE CENTER

DISTT. PANCHKULA

S. No	Head Sub Heads activity C.R.C	Unit cost	Year 2003-04		Year 2004-05		Year 2005-06		Year 2006-07		TOTAL IN LACS	
			Phy	Fin	Phy	Fin	Phy	Fin	Phy	Fin	Phy	Fin
1.	Furniture	0.10	42	4.20	-	-	-	-	-	-	42	4.20
2.	TA/DA to staff	0.0024	42	1.008	42	1.008	42	1.008	42	1.008	168	4.032
3.	Contingency	0.025	42	1.05	42	1.05	42	1.05	42	1.05	168	4.20
4.	Teaching learning material (1st year 0.10 then 0.2 every year)	0.01	42	0.042	42	0.042	42	0.042	42	0.042	168	1.68
	Grand Total		168	6.3	126	2.1	126	2.1	126	2.1	546	14.112

PROJECT COST : SARVA SHIKSHA ABHIYAN, PANCHKULA

MAJOR INTERVENTION- CIVIL WORK

DISTT. PANCHKULA

S. No	Head Sub Heads activity CIVIL WORK	Unit cost	Year 2003-04		Year 2004-05		Year 2005-06		Year 2006-07		TOTAL IN LACS	
			Phy	Fin	Phy	Fin	Phy	Fin	Phy	Fin	Phy	Fin
1.	Building for schools without school building (Primary)	3.0	5	15.00	5	15.00	5	15.00	5	15.00	20	60.00
2.	Building for schools without school building (Upper Primary)	5.0	3	15	3	15	3	15	3	15	12	60.00
3.	Construction of additional Class Room	1.50	31	46.5	31	46.5	31	46.5	31	46.5	124	186.00
4.	Construction of B.R.C. Building	6.00	1	6.00	1	6.00	1	6.00	0	0	3	18.00
5.	Construction of C.R.C. building	2.0	10	20.0	10	20.0	10	20.0	9	18.0	39	78.00
6.	New School building (Primary)	3.0	5	15.00	5	15.00	5	15.00	5	15.00	20	60.00
7.	New School building (Upper Primary)	5.00	4	20.00	4	20.00	4	20.00	4	20.00	16	80.00
8.	Construction of Toilets	0.08	50	4.00	50	4.00	50	4.00	50	4.00	200	16.00
9.	Drinking Water	0.12	10	1.20	10	1.20	10	1.20	10	1.20	40	4.80
10.	Salary of J.E.	1.44	1	1.44	1	1.50	1	1.58	1	1.65	4	6.17
	Grand Total		120	144.14	120	144.2	120	144.28	118	136.35	478	568.97

PROJECT COST : SARVA SHIKSHA ABHIYAN, PANCHKULA

MAJOR INTERVENTION- DPIU

DISTT. PANCHKULA

S. No	Head Sub Heads activity D.P.I.U.	Unit cost	Year 2003-04		Year 2004-05		Year 2005-06		Year 2006-07		TOTAL	
			Phy	Fin	Phy	Fin	Phy	Fin	Phy	Fin	Phy	Fin
1.	Salary APC	1.50	2	3.00	2	3.20	2	3.40	2	3.60	8	13.20
2.	Salary S.O.	1.60	1	1.60	1	1.70	1	1.80	1	1.90	4	7.00
3.	Salary of Accountant	1.20	1	1.20	1	1.27	1	1.34	1	1.41	4	5.22
4.	Salary of Assistant	1.20	1	1.20	1	1.27	1	1.34	1	1.41	4	5.22
5.	Salary of Head Clerk	1.00	1	1.00	1	1.08	1	1.13	1	1.19	4	4.40
6.	Salary Clerk / Data Entry Operator	0.70	1	0.70	1	0.77	1	0.85	1	0.95	4	3.27
7.	Salary of Driver	0.65	1	0.65	1	0.72	1	0.80	1	0.88	4	3.05
8.	Salary of Peon	0.48	2	0.96	2	1.04	2	1.13	2	1.23	8	4.36
9.	Salary Sweeper/Watchman	0.48	1	0.48	1	0.57	1	0.56	1	0.61	4	2.22
10.	Furniture	2.00	1	2.00	0	0	0	0	0	0	1	2.00
11.	Contingency and Office Expenses	1.50	1	1.50	1	1.50	1	1.50	1	1.50	4	6.00
12.	TA/DA of staff	1.00	1	1.00	1	1.00	1	1.00	1	1.00	4	4.00
14.	Electricity & Water charges	0.50	1	0.50	1	0.50	1	0.50	1	0.50	4	2.00
15.	Maintenance of Equipments	1.00	1	1.00	1	1.00	1	1.00	1	1.00	4	4.00
16.	Meetings	0	0	0	0	0	0	0	0	0	0	0.00
	a. D.A.R.G. (Once a month)	0.02	12	0.24	12	0.24	12	0.24	12	0.24	48	0.96
	b. B.R.C., Asstt. B.R.C. & C.R.C.	0.36	1	0.36	1	0.36	1	0.36	1	0.36	4	1.44
17.	Monthly Meeting of D.L.E.C.	0.18	1	0.18	1	0.18	1	0.18	1	0.18	4	0.72
18.	Monthly Meeting of B.L.E.C.	0.096	4	0.384	4	0.384	4	0.384	4	0.384	16	1.536
19.	Private hired Vehicle	1.68	1	1.68	1	1.68	1	1.68	1	1.68	4	6.72
20.	P.O.L.	0.60	1	0.60	1	0.60	1	0.60	1	0.60	4	2.40
21.	Bicycle for Class IV	0.016	2	0.032	0	0	0	0	0	0	2	0.032
22.	Maintenance of bicycle	0.007	2	0.014	2	0.014	2	0.014	2	0.014	8	0.056
23.	Photostat machine	1.50	1	1.50	0	0	0	0	0	0	1	1.50
24.	Typewriter (Eng & Hindi)	0.20	2	0.40	0	0	0	0	0	0	2	0.40
25.	Water cooler	0.20	1	0.20	0	0	0	0	0	0	1	0.20
	Grand Total	19.669	44	22.38	37	19.078	37	19.808	37	20.638	155	81.904

PROJECT COST : SARVA SHIKSHA ABHIYAN, PANCHKULA

MAJOR INTERVENTION-- E.M.I.S.

DISTT. PANCHKULA

S. No	Head Sub Heads activity E.M.I.S.	Unit cost	Year 2003-04		Year 2004-05		Year 2005-06		Year 2006-07		TOTAL	
			Phy	Fin	Phy	Fin	Phy	Fin	Phy	Fin	Phy	Fin
1.	Salary of programmer	0.96	1	1.02	1	1.08	1	1.14	1	1.20	4	4.44
2.	Salary of Computer Operator	1.08	1	1.135	1	1.19	1	1.245	1	1.3	4	4.87
3.	Contingency	0.10	1	0.10	1	0.10	1	0.10	1	0.10	4	0.40
4.	Equipment										0	0.00
	a. Computer	0.50	4	2.0	---	-		-	-	-	4	2.00
	b. Laser Printer	0.50	2	1.0	-	-	-	-	-	-	2	1.00
	C. Upgradation of computer and software	0.10	1	0.10	1	0.10	1	0.10	1	0.10	4	0.40
	d. CD writer	0.10	1	0.10	-	-	-	-	-	-	1	0.10
	E. Modem	0.05	1	0.05	-	-	---	-	-	-	1	0.05
	F. CDs and Floppies	0.10	1	0.10	1	0.10	1	0.10	1	0.10	4	0.40
5.	Air Conditioner	0.25	1	0.25	-	-	-	-	-	-	1	0.25
6.	Maintenance of equipment	0.10	1	0.10	1	0.10	1	0.10	1	0.10	4	0.40
7.	Furnishing of computer room	1.0	1	1.0	-	-	-	-	-	-	1	1.00
8.	TA/DA to Staff	-	-	0.36	-	0.36	-	0.36	-	0.36	0	1.44
9.	Electricity charges	0.12	1	0.12	1	0.12	1	0.12	1	0.12	4	0.48

PROJECT COST : SARVA SHIKSHA ABHIYAN, PANCHKULA

MAJOR INTERVENTION- E.M.I.S.

DISTT. PANCHKULA

S. No	Head Sub Heads activity E.M.I.S.	Unit cost	Year 2003-04		Year 2004-05		Year 2005-06		Year 2006-07		TOTAL	
			Phy	Fin	Phy	Fin	Phy	Fin	Phy	Fin	Phy	Fin
10.	Telephone											
	a. Installation	0.02	1	0.02	-	-	-	-	-	-	1	0.02
	b. Bills	0.48	1	0.48	1	0.48	1	0.48	1	0.48	4	1.92
	c. Internet connection & charges.	0.24	1	0.24	1	0.24	1	0.24	1	0.24	4	0.96
11.	Training workshop for Data Collection	0.20	1	0.20	1	0.20	1	0.20	1	0.20	4	0.80
12.	Printing of Reports	0.10	1	0.10	1	0.10	1	0.10	1	0.10	4	0.40
13.	Furniture	0.50	1	0.50	-	-	-	-	-	-	1	0.50
	Grand Total		11	4.055	11	4.17	11	4.285	11	4.40	56	21.83

PROJECT COST : SARVA SHIKSHA ABHIYAN, PANCHKULA

MAJOR INTERVENTION- QUALITY ISSUES IN ELEMENTARY EDUCATION

DISTT. PANCHKULA

S. No	Head Sub Heads activity Q.I.E.E.	Unit cost	Year 2003-04		Year 2004-05		Year 2005-06		Year 2006-07		TOTAL	
			Phy	Fin	Phy	Fin	Phy	Fin	Phy	Fin	Phy	Fin
1.	Salary of Primary Teachers	0.84	30	25.2	30	27.0	30	28.8	30	30.6	120	111
2.	Salary of U. Primary Teacher	0	0	0	0	0	0	0	0	0	0	
3.	Teacher Training Primary	0.014	659	9.226	659	9.226	659	9.226	659	9.226	2636	36.9
4.	Teacher Training U. Primary	0.014	640	8.96	640	8.96	640	8.96	640	8.96	2560	35.
5.	Maintenance & Repair (Pry.)	0.05	219	10.95	219	10.95	219	10.95	219	10.95	876	43.
6.	Maintenance & Repair (U.P.)	0.05	90	4.50	90	4.50	90	4.50	90	4.50	360	18.
7.	Free Text Books	0	0	0	0	0	0	0	0	0	0	
	Primary (S.C. boys)	0.0015	4424	6.636	4424	6.636	4424	6.636	4424	6.636	17696	26.5
	Primary (All girls)	0.0015	12608	18.912	12608	18.912	12608	18.912	12608	18.912	50432	75.6
	U. Pry. (S.C. boys)	0.0015	1765	2.6475	1765	2.6475	1765	2.6475	1765	2.6475	7060	10.
	U. Pry. (All girls)	0.0015	5414	8.121	5414	8.121	5414	8.121	5414	8.121	21656	32.4
8.	T.L.E. (i) Primary	0.10	5	0.50	5	0.50	5	0.50	5	0.50	20	2.
	(ii) U.P. New	0.50	8	4.00	8	4.00	8	4.00	8	4.00	32	16.
	(iii) U.P. (existing)	0.50	90	45.0	90	45.0	90	45.0	90	45.0	360	180.
9.	School Grant (Pry.)	0.02	226	4.52	226	4.52	226	4.52	226	4.52	904	18.
	(U. Primary)	0.02	97	1.94	97	1.94	97	1.94	97	1.94	388	7.
10.	Teacher's Grant (Pry.)	0.005	659	3.295	659	3.295	659	3.295	659	3.295	2636	13.
	(U. Pry.)	0.005	640	3.20	640	3.20	640	3.20	640	3.20	2560	12.
11.	Research and Evaluation (Pry.)	0.014	226	3.164	226	3.164	226	3.164	226	3.164	904	12.6
	(U.Pry.)	0.014	97	1.358	97	1.358	97	1.358	97	1.358	388	5.4
	Grand Total	2.152	27897	162.1295	27897	163.9295	27897	165.7295	27897	167.5295	111588	659.3

PROJECT COST : SARVA SHIKSHA ABHIYAN, PANCHKULA

MAJOR INTERVENTION-- INTEGRATED EDUCATION FOR DISABLED

DISTT. PANCHKULA

Total disabled children identified in the distt.----242

S. No		Unit Cost	Year 2003-04		Year 2004-05		Year 2005-06		Year 2006-07		TOTAL	
			Phy	Fin	Phy	Fin	Phy	Fin	Phy	Fin	Phy	Fin
1.	Transportation	0.84	1	0.84	1	0.84	1	0.84	1	0.84	4	3.36
2.	Sports and cultural competition of disables at district	0.10	1	0.10	1	0.10	1	0.10	1	0.10	4	0.40
3.	Preparation of T.L.M. and their exhibition at District	0.10	1	0.10	1	0.10	1	0.10	1	0.10	4	0.40
4.	Medical check up through Medical expert at Distt. Level	0.10	1	0.10	1	0.10	1	0.10	1	0.10	4	0.40
5.	Appliances and supporting material for disabled children	0.0025	250	0.625	250	0.625	250	0.625	250	0.625	1000	2.50
6.	Teacher training for IED sensitization	0.23	4	0.72	4	0.72	4	0.72	4	0.72	16	2.88
7.	Printing and awareness material at distt. level	0.40	1	0.40	1	0.40	1	0.40	1	0.40	4	1.60
	Grand Total		259	2.885	259	2.885	259	2.885	259	2.885	1036	11.54

PROJECT COST : SARVA SHIKSHA ABHIYAN, PANCHKULA

MAJOR INTERVENTION- COMMUNITY TRAINING

DISTT. PANCHKULA

S. No	Head Sub Heads activity Community Training	Type of School	Unit cost	Year 2003-04		Year 2004-05		Year 2005-06		Year 2006-07		TOTAL	
				Phy	Fin	Phy	Fin	Phy	Fin	Phy	Fin	Phy	Fin
1.	Community Training to 8 persons in every Primary and Upper Primary School for two days	Primary	0.0006	1752	1.0152	1752	1.0152	1752	1.0152	1752	1.0152	7008	4.0608
		U. Pry.	0.0006	720	0.432	720	0.432	720	0.432	720	0.432	2880	1.728
	Grand Total			2472	1.4472	2472	1.4472	2472	1.4472	2472	1.4472	9888	5.7888

PROJECT COST : SARVA SHIKSHA ABHIYAN, PANCHKULA

MAJOR INTERVENTION-INNOVATIVE ACTIVITIES

DISTT. PANCHKULA

PROJECT-1

S. No	Head Sub Heads activity Information Technology	Unit cost	Year 2003-04		Year 2004-05		Year 2005-06		Year 2006-07		TOTAL IN LACS	
			Phy	Fin	Phy	Fin	Phy	Fin	Phy	Fin	Phy	Fin
1.	Provision of computers for upper primary schools	1.00	8	8.00	7	7.00	7	7.00	6	6.00	28	28.0
3.	Computer Library	0.20	8	1.6	7	1.40	7	1.40	6	1.20	28	5.60
4.	Computer furniture and furnishing	0.50	8	4.00	7	3.5	7	3.5	6	3.00	28	14.0
5.	Maintenance and contingency	0.05	8	.40	15	0.75	22	1.10	28	1.40	73	3.65
6.	Electricity and other Misc. Expenditure	0.10	8	0.80	15	1.50	22	2.20	28	2.80	73	7.30
	GRAND TOTAL		40	14.8	51	14.15	65	15.2	74	14.4	230	58.55

PROJECT COST : SARVA SHIKSHA ABHIYAN, PANCHKULA

MAJOR INTERVENTION-INNOVATIVE ACTIVITIES

DISTT. PANCHKUL

PROJECT-2

S. No	Head Sub Heads activity School Based Activities	Unit cost	Year 2003-04		Year 2004-05		Year 2005-06		Year 2006-07		TOTAL IN LACS	
			Phy	Fin	Phy	Fin	Phy	Fin	Phy	Fin	Phy	Fin
1.	Bal Mela	0.10	42	4.20	42	4.20	42	4.20	42	4.20	168	16.80
2.	Maa-Beti Sammelan	0.10	42	4.20	42	4.20	42	4.20	42	4.20	168	16.80
3.	Sports Activities at C.R.C. level	0.10	42	4.20	42	4.20	42	4.20	42	4.20	168	16.80
	B.R.C. level	0.30	4	1.20	4	1.20	4	1.20	4	1.20	16	4.80
	Distt. level	1.00	1	1.00	1	1.00	1	1.00	1	1.00	4	4.00
	Grand Total		131	14.8	131	14.8	131	14.8	131	14.8	524	59.2

PROPOSED ACTIVITY OF DISTT. PANCHKULA, NOT COVERED UNDER S.S.A. NORMS

Sr. No.	Name of Activity	Unit Cost	Phy.	Fin in Laacs
1.	Sports Material to each School	0.01	309	3.09
2.	Sports Competition	0	0	0
	i. C.R.C. Level	0.10	42	4.20
	ii. B.R.C. Level	0.50	4	2.00
	iii. Distt. Level	1.00	1	1.00
3.	Mic and Loud Speaker System for Assembly	0.08	309	24.72
4.	Tape Recorder for Every School	0.04	309	12.36
5.	Uniform to each student at primary level	0.005	23802	119.01
6.	Furniture for Primary Schools: 2 Chairs; 2 Table; 1 Almirah	0.05	219	10.95
7.	Musical Instruments for Drill for U. Pry. Schools	0.05	90	4.5
8.	Education Awareness Campaign in every village	0.005	250	1.25
9.	Printing of Posters @ Rs. 10/- each	0.0001	350	0.035
10.	Calenders @ Rs. 10/- each	0.0001	350	0.035
11.	Greeting Cards of S.S.A.	0.0001	1000	0.1
12.	Exposure visit to students	0.05	42	2.1
13.	Quiz and Competitions	0.002	309	0.618
	Total	1.8923	27386	185.968

PROJECT COST : SARVA SHIKSHA ABHIYAN, PANCHKULA

MAJOR INTERVENTION-SUMMARY SHEET

DISTT. PANCHKULA

S. No	Head Sub Heads activity	Year 2003-04	
		Phy	Fin
1.	E.G.S.(A.S.)	20	4.223
2.	B.R.C.	56	54.06
3.	C.R.C.	168	6.3
4.	CIVIL WORK	120	144.14
6.	D.P.I.U.	44	22.38
6.	E.M.I.S.	11	4.055
7.	Q.I.E.E.	27897	162.1295
8.	I.E.D.	259	2.885
9.	Community Trg.	2472	1.4472
10.	Innovative Act.	0	0
	i. Information Technology	40	14.8
	ii. School based Activities	131	14.8
	GRAND TOTAL	31218	431.2197

PROJECT COST : SARVA SHIKSHA ABHIYAN, PANCHKULA

MAJOR INTERVENTION – EGS (A.S.)

DISTT. PANCHKULA

S. No	Head Sub Heads activity EGS (A.S.)	Unit cost	Year 2003-04	
			Phy	Fin
1.	Honorarium to instructor	0.12	20	2.40
2.	T.L.M. & Stationary	0.015	20	0.30
3.	Durries	0.01	20	0.20
4.	Work book for student	0.01	20	0.20
5.	Books for students	0.01515	20	0.303
6.	Training to instructors	0.021	20	0.42
7.	Furniture :Table/Chairs/Trunk	0.02	20	0.40
	Grand Total	0.21115	20	4.223

PROJECT COST : SARVA SHIKSHA ABHIYAN, PANCHKULA

MAJOR INTERVENTION – BLOCK RESOURCE CENTER

DISTT. PANCHKULA

S. No	Head Sub Heads activity B.R.C.	Unit cost	Year 2003-04	
			Pny	
1.	Salary of Asstt. BRC	1.44	28	40.32
2.	Salary of Clerk	0.80	4	03.20
3.	Salary of Computer Operator	0.80	4	03.20
4.	Peon	0.60	4	02.40
5.	Furniture	1.00	4	04.00
6.	TA/DA @ Rs. 500/- per month per center	0.06	4	00.24
7.	Contingency	0.125	4	00.50
8.	T.L.M. Grant	0.05	4	00.20
	Total		56	54.06

PROJECT COST : SARVA SHIKSHA ABHIYAN, PANCHKULA

MAJOR INTERVENTION- CLUSTER RESOURCE CENTER

DISTT. PANCHKULA

S. No	Head Sub Heads activity C.R.C	Unit cost	Year 2003-04	
			Phy	Fin
1.	Furniture	0.10	42	4.20
2.	TA/DA to staff	0.0024	42	1.008
3.	Contingency	0.025	42	1.05
4.	Teaching learning material (1st year 0.10 then 0.2 every year)	0.01	42	0.042
	Grand Total		168	6.3

PROJECT COST : SARVA SHIKSHA ABHIYAN, PANCHKULA

MAJOR INTERVENTION- CIVIL WORK

DISTT. PANCHKULA

S. No	Head Sub Heads activity CIVIL WORK	Unit cost	Year 2003-04	
			Phy	Fin
1.	Building for schools without school building (Primary)	3.0	5	15.00
2.	Building for schools without school building (Upper Primary)	5.0	3	15
3.	Construction of additional Class Room	1.50	31	46.5
4.	Construction of B.R.C. Building	6.00	1	6.00
5.	Construction of C.R.C. building	2.0	10	20.0
6.	New School building (Primary)	3.0	5	15.00
7.	New School building (Upper Primary)	5.00	4	20.00
8.	Construction of Toilets	0.08	50	4.00
9.	Drinking Water	0.12	10	1.20
10.	Salary of J.E.	1.44	1	1.44
	Grand Total		120	144.14

PROJECT COST : SARVA SHIKSHA ABHIYAN, PANCHKULA

MAJOR INTERVENTION- DPIU

DISTT. PANCHKULA

S. No	Head Sub Heads activity D.P.I.U.	Unit cost	Year 2003-04	
			Phy	Fin
1.	Salary APC	1.50	2	3.00
2.	Salary S.O.	1.60	1	1.60
3.	Salary of Accountant	1.20	1	1.20
4.	Salary of Assistant	1.20	1	1.20
5.	Salary of Head Clerk	1.00	1	1.00
6.	Salary Clerk / Data Entry Operator	0.70	1	0.70
7.	Salary of Driver	0.65	1	0.65
8.	Salary of Peon	0.48	2	0.96
9.	Salary Sweeper/Watchman	0.48	1	0.48
10.	Furniture	2.00	1	2.00
11.	Contingency and Office Expenses	1.50	1	1.50
12.	TA/DA of staff	1.00	1	1.00
14.	Electricity & Water charges	0.50	1	0.50
15.	Maintenance of Equipments	1.00	1	1.00
16.	Meetings	0	0	0
	a. D.A.R.G. (Once a month)	0.02	12	0.24
	b. B.R.C., Asstt. B.R.C. & C.R.C.	0.36	1	0.36
17.	Monthly Meeting of D.L.E.C.	0.18	1	0.18
18.	Monthly Meeting of B.L.E.C.	0.096	4	0.384
19.	Private hired Vehicle	1.68	1	1.68
20.	P.O.L.	0.60	1	0.60
21.	Bicycle for Class IV	0.016	2	0.032
22.	Maintenance of bicycle	0.007	2	0.014
23.	Photostat machine	1.50	1	1.50
24.	Typewriter (Eng & Hindi)	0.20	2	0.40
25.	Water cooler	0.20	1	0.20
	Grand Total	19.669	44	22.38

PROJECT COST : SARVA SHIKSHA ABHIYAN, PANCHKULA

MAJOR INTERVENTION- E.M.I.S.

S. No	Head Sub Heads activity E.M.I.S.	Unit cost	Year 2003-04	
			Phy	Fin
1.	Salary of programmer	0.96	1	1.02
2.	Salary of Computer Operator	1.08	1	1.135
3.	Contingency	0.10	1	0.10
4.	Equipment			
	a. Computer	0.50	4	2.0
	b. Laser Printer	0.50	2	1.0
	C. Upgradation of computer and software	0.10	1	0.10
	d. CD writer	0.10	1	0.10
	E Modem	0.05	1	0.05
	F. CDs and Floppies	0.10	1	0.10
5.	Air Conditioner	0.25	1	0.25
6.	Maintenance of equipment	0.10	1	0.10
7.	Furnishing of computer room	1.0	1	1.0
8.	TA/DA to Staff	-	-	0.36
9.	Electricity charges	0.12	1	0.12

PROJECT COST : SARVA SHIKSHA ABHIYAN, PANCHKULA

MAJOR INTERVENTION- E.M.I.S.

DISTT. PANCHKULA

S. No	Head Sub Heads activity E.M.I.S.	Unit cost	Year 2003-04	
			Phy	Fin
10.	Telephone			
	a. Installation	0.02	1	0.02
	b. Bills	0.48	1	0.48
	c. Internet connection & charges.	0.24	1	0.24
11.	Training workshop for Data Collection	0.20	1	0.20
12.	Printing of Reports	0.10	1	0.10
13.	Furniture	0.50	1	0.50
	Grand Total		11	4.055

PROJECT COST : SARVA SHIKSHA ABHIYAN, PANCHKULA

MAJOR INTERVENTION- QUALITY ISSUES IN ELEMENTARY EDUCATION

DISTT. PANCHKULA

S. No	Head Sub Heads activity Q.I.E.E.	Unit cost	Year 2003-04	
			Phy	Fin
1.	Salary of Primary Teachers	0.84	30	25.2
2.	Salary of U. Primary Teacher	0	0	0
3.	Teacher Training Primary	0.014	659	9.226
4.	Teacher Training U. Primary	0.014	640	8.96
5.	Maintenance & Repair (Pry.)	0.05	219	10.95
6.	Maintenance & Repair (U.P.)	0.05	90	4.50
7.	Free Text Books	0	0	0
	Primary (S.C. boys)	0.0015	4424	6.636
	Primary (All girls)	0.0015	12608	18.912
	U. Pry. (S.C. boys)	0.0015	1765	2.6475
	U. Pry. (All girls)	0.0015	5414	8.121
8.	T.L.E. (i) Primary	0.10	5	0.50
	(ii) U.P. New	0.50	8	4.00
	(iii) U.P. (existing)	0.50	90	45.0
9.	School Grant (Pry.)	0.02	226	4.52
	(U. Primary)	0.02	97	1.94
10.	Teacher's Grant (Pry.)	0.005	659	3.295
	(U. Pry.)	0.005	640	3.20
11.	Research and Evaluation (Pry.)	0.014	226	3.164
	(U.Pry.)	0.014	97	1.358
	Grand Total	2.152	27897	162.1295

PROJECT COST : SARVA SHIKSHA ABHIYAN, PANCHKULA

MAJOR INTERVENTION- INTEGRATED EDUCATION FOR DISABLED

DISTT. PANCHKULA

Total disabled children identified in the distt.----242

S. No		Unit Cost	Year 2003-04	
			Phy	Fin
1.	Transportation	0.84	1	0.84
2.	Sports and cultural competition of disables at district	0.10	1	0.10
3.	Preparation of T.L.M. and their exhibition at District	0.10	1	0.10
4.	Medical check up through Medical expert at Distt. Level	0.10	1	0.10
5.	Appliances and supporting material for disabled children	0.0025	250	0.625
6.	Teacher training for IED sensitization	0.23	4	0.72
7.	Printing and awareness material at distt. level	0.40	1	0.40
	Grand Total		259	2.885

PROJECT COST : SARVA SHIKSHA ABHIYAN, PANCHKULA

MAJOR INTERVENTION- COMMUNITY TRAINING

DISTT. PANCHKULA

S. No	Head Sub Heads activity Community Training	Type of School	Unit cost	Year 2003-04	
				Phy	Fin
1.	Community Training to 8 persons in every Primary and Upper Primary School for two days	Primary	0.0006	1752	1.0152
		U. Pry.	0.0006	720	0.432
	Grand Total			2472	1.4472

PROJECT COST : SARVA SHIKSHA ABHIYAN, PANCHKULA

MAJOR INTERVENTION-INNOVATIVE ACTIVITIES

DISTT. PANCHKULA

PROJECT-1

S. No	Head Sub Heads activity Information Technology	Unit cost	Year 2003-04	
			Phy	Fin
1.	Provision of computers for upper primary schools	1.00	8	8.00
3.	Computer Library	0.20	8	1.6
4.	Computer furniture and furnishing	0.50	8	4.00
5.	Maintenance and contingency	0.05	8	.40
6.	Electricity and other Misc. Expenditure	0.10	8	0.80
	GRAND TOTAL		40	14.8

PROJECT COST : SARVA SHIKSHA ABHIYAN, PANCHKULA

MAJOR INTERVENTION-INNOVATIVE ACTIVITIES

DISTT. PANCHKUL

PROJECT-2

S. No	Head Sub Heads activity School Based Activities	Unit cost	Year	
			2003-04	
			Phy	Fin
1.	Bal Mela	0.10	42	4.20
2.	Maa-Beti Sammelan	0.10	42	4.20
3.	Sports Activities at C.R.C. level	0.10	42	4.20
	B.R.C. level	0.30	4	1.20
	Distt. level	1.00	1	1.00
	Grand Total		131	14.8



APPENDIX

LIST OF B.R.C.s.

DISTRICT PANCHKULA

1. *Panchkula*
2. *Raipur Rani*
3. *Ramgarh*
4. *Morni*

LIST OF C.R.C.s DISTRICT : PANCHKULA BLOCK: PANCHKULA

S.No.	Name Of The School Under C.R.C. Govt.Primary School, (G.P.S.)
1.	C.R.C. Sector -17, Pkl.
a.	Sector -15 ,Pkl.
b.	Sector -8,Pkl
c.	Buddhan Pur
d.	Saketri
e.	Bhaii.sa Tibba
f.	Mahadev Pura
g.	Mansa Devi, Sector 4
2.	C.R.C. - Majri
a.	Majri
b.	Kharag Mangoli
c.	Sector 6
d.	Devi Nagar
e.	Sector 4
f.	Hari Pur
g.	Sector 25
3	C.R.C. - Ralli
a.	Abhaypur
b.	Ralli
c.	Fatehpur
d.	Sector 10
e.	Kundi
f.	Sector 11
g.	Sector 19
h.	Sector 12A
4.	C.R.C - Kiratpur
a.	Kiratpur

S.No.	Name Of The School Under C.R.C. Govt.Primary School, (G.P.S.)
b.	Chernia
c.	Molewali
d.	Jholuwal
e.	Tada Jholuwal
f.	Kona
g.	Karanpur
h.	Rampur Jangi
i	Nanakpur
j	Ram Nagar
k	Marranwala
5.	C.R.C.- Gorakhnath
a	Darrawaz
b	Khol Mola
c	sGorakhnath
d	Shahpur
e	Nawan Nagar
f	Khokhran
6.	C.R.C. – Bhogpur
a	Bhogpur
b	Janauli
c	Dagrog
d	Khoi Bhagarni
e	Dattogra
f	Bhawana
g	Nandpur

S.No.	Name Of The School Under C.R.C. Govt.Primary School, (G.P.S.)
7	C.R.C, -Diwanwala
a	Diwanwala
b	Chiken
c	Chapehar
d	Narenuwala
e	Kharhkuan
f	Bhorian
g	Viratnagar
h	Johrhiwala
i	Damdama
8.	C.R.C.-Kalka Main
a	Kalka Railway
b	Khera Sita Ram
c	Tipran
d	Bitna
e	Majra Mehtab
f	Tagra Hakimpur
g	Gidranwali
9.	C.R.C. - Paploha
a	Paploha
b	Orian
c	Kandiaiwala
d	Badgodam
e	Kherawali
f	Pipal Ghati
10.	C.R.C. - Naggal Routal
a	Dola

S.No.	Name Of The School Under C.R.C. Govt.Primary School, (G.P.S.)
b	Naggal Rotal
c	Bhaga
d	Banoi Khuda Baksh
11	C.R.C. – Manakpur Devi Lal
a	Surajpur
b	Manakpur NC
c	Mankpur DL
d	Vasudev Pura
12.	C.R.C. – Sukho Majri
a	Lohgarh
b	Dhamala
c	Sukhomajri
d	Ferozpur
13.	C.R.C. - Pinjore Main
a	Pinjore Main
b	Kanya Pathshala Pinjore
c	Rattpur
d	Dharampur
14.	C.R.C. – Basaulan
a	Jattanmajri
b	Garirhan
c	Prempura
15.	C.R.C. – Rampur Seori
a	Rampur Seori
b	Chandi Kotla
c	Bhagwanpur

S.No.	Name Of The School Under C.R.C. Govt.Primary School, (G.P.S.)
d	Rajjipur
e	Labour Colony Surajpur
f	Ghaggar Bir
16	C.R.C. Darra Khurani
a	Darra Khurani
b	Ambwala
c	Burj Kotia
d	Gumthala

LIST OF C.R.C.s DISTRICT : PANCHKULA BLOCK: RAMGARH

S.No.	Name Of The School Under C.R.C. Govt.Primary School, (G.P.S.)
1.	C.R.C. – Bhoginand
a	Maheshpur
b	Chowki Upperli
c	Chowki Nichli
d	Kishangarh
e	Jaisinghpura
f	Ramgarh (G)
g	Raragarh (B)
h	Nada Saheb
2.	C.R.C. – Billah
a	Mankian
b	Aasrewali
c	Belwali
d	Mattanwala
e	Kot
f	Khangesra
g	Dhabkori
h	Kanauli
i	Jaswantgarh
3.	C.R.C. – Naggal (B)
a	Alipur
b	Alipur (T)
c	Naggal (G)
d	Jalauli
e	Sultanpur (B)
f	Sultanpur (G)
4	C.R.C. Kami

LIST OF C.R.C.s DISTRICT : PANCHKULA BLOCK: RAMGARH

S.No.	Name Of The School Under C.R.C. Govt.Primary School, (G.P.S.)
a	Sunderpur
b	Rehore
c	Shamtoo
d	Toka
5.	C.R.C. Bhareli (G)
a	Barwala (B)
b	Barwala (G)
c	Bhareli (B)
d	Bhagwanpur
e	Battaur
6.	C.R.C. Trilokpur
a	Paarwala
b	Bhoor
c	Ganeshpur
7.	C.R.C. Sukhdarshanpur
a	Khatauli
b	Tandardu
c	Kajampur
d	Taperian
e	Manak Tabra
8.	C.R.C. Rattewali
a	Khet Purali
b	Tibbi
c	Boonga
9.	C.R.C. Muradnagar
A	Bhareli
B	Kherwali

LIST OF C.R.C.s DISTRICT : PANCHKULA BLOCK · RAMGARH

S.No.	Name Of The School Under C.R.C. Govt.Primary School, (G.P.S.)
c	Ambrala
d	Roorki
e	Kandaiwala

LIST OF C.R.C.s DISTRICT : PANCHKULA BLOCK: RAIPUR
RANI

S.No.	Name Of The School Under C.R.C. Govt.Primary School, (G.P.S.)
1.	C.R.C. Rampur Thandeo
a	Raipur Rani (B)
b	Raipur Rani (G)
c	Mandappa
d	Rampur Thandeo
e	Bhaddor
f	Kami
2	C.R.C. Rehna
a	Sultanpur
b	Garhi Kotaha
c	Rehna
d	Masoompur
e	Ferozpur
3.	C.R.C. Ganauli
a	Debbar
b	Bhood
c	Mandlaye
d	Ganauli
e	Piarewala
4.	C.R.C. Hangola
a	Badona Kalan
b	Ram Tori
c	Harioli
d	Hangola
e	Bhawli
f	Shahzahanpur
g	Tibbi Majra

LIST OF C.R.C.s DISTRICT : PANCHKULA BLOCK: ~~RAMGARH~~ RAIPUR

S.No.	Name Of The School Under C.R.C. Govt.Primary School, (G.P.S.)
5	C.R.C. Hangoli
a	Tharwa
b	Hangoli
c	Golpura
d	Behwalpur
e	Bagwali
f	Bagwala
6	C.R.C. Natwal
a	Kakrali
b	Toda
c	Jaspur
d	Natwal
e	Jatwar
7	C.R.C. Tabbar
a	Mauli
b	Sarakpur
c	Haripur
d	Tabbar
e	Nayan Gaon

LIST OF C.R.C.s DISTRICT : PANCHKULA BLOCK: MORNI

S.No.	Name Of The School Under C.R.C. Govt.Primary School, (G.P.S.)
1.	C.R.C.-Joli
a	Baladwala
b	Jolli
c	Tooro
d	Barrhiwala
e	Thathar
f	Singhwalaaa
2.	C.R.C.-Tipra
a	Tipra
b	Bijlang
c	RoonjaDaakar
d	Dhaman
e	Dharrha
3	C.R.C. Koti
a	Koti
b	Pathroti
c	Chhamla
4.	C.R.C. Thandog
a	Thandog
b	Samlotha
c	Rajji Tikri
d	Late Batoli
e	Manjo
5	C.R.C. Mandhna (G)
a	Mandhna (G)
b	Balu Jaunpur
c	Thapli

LIST OF C.R.C.s DISTRICT : PANCHKULA

BLOCK: MORNI

S.No.	Name Of The School Under C.R.C. Govt.Primary School, (G.P.S.)
	Mandhna (B)
6	C.R.C. Sabilpur
a	Baloti
b	Sabilpur
c	Dhoodhgarh
7.	C.R.C. Plasra
a	Plasra
b	Katli
c	Sher Gujran
d	Salyon
8	C.R.C. Kajjarh
a	Malaun
b	Nalaghat
c	Kajjarh
d	Bayala
9	C.R.C. Behlion
a	Morni
b	Behlion
c	Dharla
d	Sherla
e	Deora
f	Ghajhan
10.	C.R.C. Silion
sa	Silion
b	Bhoori
c	Khera Bajrha
d	Bharog
e	Tikker

LIST OF GOVERNMENT SCHOOLS UNDER C.D. BLOCK

BLOCK : PINJORE

S.NO.	G.P.S.	G.H.S.	G.S.S.
1.	Ambwala	Burj kotia	Badgodam
2.	Abhaypur	Dhatogra	Basaulan
3.	Bakshiwala	Bitna	Karanpur
4.	Badgodam	Chiken	Kalka
5.	Basaulan	Sector 19	Mallah
6.	Burj Kotia	Tagra Hakimpur	Nanakpur
7.	Bir Ghaggar	Sector 17	Sector 7
8.	Bitna	Paploha	Sector 6
9.	Bhogpur	Marrhanwala	Sector 15
10.	Bhawana	Saketri	Pinjore
11.	Bhagwanpur	Chernia	Rajjipur
12.	Buddanpur		
13.	Bhainsa Tibba		
14.	Chiken		
15.	Chernia		
16.	Chopehar		
17.	Chandi Kotla		
18.	Damdama		
19.	Dharampur		
20.	Banoikhudabaksh		

LIST OF GOVERNMENT SCHOOLS UNDER C.D. BLOCK

BLOCK : PINJORE

S.NO.	G.P.S.	G.H.S.	G.S.S.
21.	Bhorian		
22	Ferozpur		
23	Fatehpur		
23	Haripur		
25	Janauli		
26	Jhoiwal		
27	Jattanmajri		
28	Jorhiwala		
29	Jabrot		
30	Kalka main		
31	Kutbewala		
32	Kalka railway		
33	Kandiala		
34	Kiratpur		
35	Kona		
36	Karanpur		
37	Kundi		
38	Khoibagarni		
39	Khera Sitaram		

LIST OF GOVERNMENT SCHOOLS UNDER C.D. BLOCK

BLOCK : PINJORE

S.NO.	G.P.S.	G.H.S.	G.S.S.
40	Kherawali		
41	Kholmola		
42	Khokhra		
43	Kharkuan		
44	Kharak mangoli		
45	Lohgarh		
46	Mallah		
47	Majra Mehtab		
48	Molewali		
49	Marrhanwala		
50	Manakpur D.L		
51	Manakpur N.C.		
52	Majri		
53	Mahadevpur		
54	Maheshpur		
55	Mattanwala		
56	Nandpur		
57	Naggal bhaga		
58	Naggal rotal		

LIST OF GOVERNMENT SCHOOLS UNDER C.D. BLOCK

BLOCK : PINJORE

S.NO.	G.P.S.	G.H.S.	G.S.S.
59	Nawan Nagar		
60	Nanakpur		
61	Nada Saheb		
62	Orian		
63	Pippal Ghati		
64	Paploha		
65	Pinjore Main		
66	Pinjore (G)		
67	Sector 17		
68	Sector 19		
69	Sector 4		
70	Sector 12		
71	Sector 11		
72	Sector 15		
73	Sector 10		
74	Sector 8		
75	Sector 6		
76	Rampur Suri		
77	Ram Nagar		

LIST OF GOVERNMENT SCHOOLS UNDER C.D. BLOCK

BLOCK : PINJORE

S.NO.	G.P.S.	G.H.S.	G.S.S.
78	Rampur Jangi		
79	Rattpur		
80	Rajipur		
81	Ralli		
82	Shahpur		
83	Surajpur		
84	Sukho Majri		
85	Surajpur LC		
86	Saketri		
87	Tipra		
88	Tagra Hakimpur		
89	Vasudev Pura		
90	Manakpur Thakardas		

LIST OF GOVERNMENT SCHOOLS UNDER C.D. BLOCK

BLOCK : RAIPUR RANI

S.NO.	G.P.S.	G.H.S.	G.S.S.
1.	Bhagwanpur	Raipur Rani	Toda
2.	Badhaur	Gobindpur	Hangola
3.	Barona Kalan	Garhi Kotaha	Raipur Rani
4.	Bagwala	Rampur Thandeo	
5.	Bagwali	Manak Taabra	
6.	Bahbulpur	Mauli	
7.	Bhood		
8.	Bhanwali		
9.	Daandrdo		
10.	Debur		
11.	Dandlawar		
12.	Ganeshpur		
13.	Ganauli		
14.	Gobindpur		
15.	Garhi Kotaha (G)		
16.	Golpura (G)		
17.	Haripur		
18.	Harioli		
19.	Hangoli		
20.	Hangola		

LIST OF GOVERNMENT SCHOOLS UNDER C.D. BLOCK

BLOCK : RAIPUR RANI

S.NO.	G.P.S.	G.H.S.	G.S.S.
21.	Jaspur		
22	Kandaiwala		
23	Kazampur		
23	Kherwali		
25	Khet purali		
26	Kheri		
27	Manak tabra		
28	Murad Nagar		
29	Mandappa		
30	Mandalaya		
31	Masoompur		
32	Mauji		
33	Kakrali		
34	Natwal		
35	Naya gaon		
36	Paar Wala		
37	Piarewala		
38	Raipur Rani (B)		
39	Raipur Rani (G)		

LIST OF GOVERNMENT SCHOOLS UNDER C.D. BLOCK

BLOCK : RAIPUR RANI

S.NO.	G.P.S.	G.H.S.	G.S.S.
40	Rampur Thandeo		
41	Rehna		
42	Sarakpur (G)		
43	Samlehri		
44	Shahjahanpur		
45	Triiokpur		
46	Tabar		
47	Tibbi Majra		
48	Tharwa		
49	Toda		
50	Ferozpur		

**LIST OF GOVERNMENT SCHOOLS UNDER C.D. BLOCK
BLOCK : BARWALA**

S.NO.	G.P.S.	G.H.S.	G.S.S.
1.	Alipur (B)	Khatauli	Barwala (B)
2.	Alipur (G)	Paarwala	Barwala (G)
3.	Aasrewala	Jalauli	Kot
4.	Bailwali	Bhareli	Ramgarh
5.	Barwala (B)	Bataur	Rattewali
6.	Barwala (G)	Boonga	
7.	Bataur (B)	Khet Purali	
8.	Bhareli (B)		
9.	Bhareli (G)		
10.	Chowki Nichli (B)		
11.	Chowki Uparli (G)		
12.	Dhabkauri		
13.	Jalauli		
14.	Jaisingh Pura		
15.	Kami		
16.	Kanauli		
17.	Khangesra		
18.	Khtauli		
19.	Kishangarh		
20.	Kot		

LIST OF GOVERNMENT SCHOOLS UNDER C.D. BLOCK

BLOCK :BARWALA

S.NO.	G.P.S.	G.H.S.	G.S.S.
21.	Mattanwali		
22	Mankayon		
23	Moginand		
23	Naggal (B)		
25	Naggal (G)		
26	Ramgarh (B)		
27	Ramgarh (G)		
28	Rattewali		
29	Rehore		
30	Sultanpur (B)		
31	Sultanpur (G)		
32	Sukhdarshanpur (B)		
33	Sukhdarshanpur (G)		
34	Shamtoo		
35	Taprian		
36	Tibbi		
37	Toka		
38	Bhood		
39	Billah		
40	Boonga		

LIST OF GOVERNMENT SCHOOLS UNDER C.D. BLOCK

BLOCK : MORNI

S.NO.	G.P.S.	G.H.S.	G.S.S.
1.	Bijlag	Koti	Morni Hills
2.	Baloti	Thandog	Mandhana
3.	Bariala	Baladwala	Tikker Hills
4.	Baladwala	Bhoori	
5.	Behlon		
6.	Bhoori		
7.	Chhamla		
8.	Dharla		
9.	Doodhgarh		
10.	Dabsa		
11.	Koti		
12.	Pathroti		
13.	Morni		
14.	Mandhana		
15.	Marog		
16.	Manjayon		
17.	Mandhana Busstand		
18.	Ranjhathakar		
19.	Shahlon		
20.	Sihlon		

LIST OF GOVERNMENT SCHOOLS UNDER C.D. BLOCK

BLOCK : MORNI

S.NO.	G.P.S.	G.H.S.	G.S.S.
21.	Sabipur		
22	Singhwala		
23	Sher Gujran		
23	Thana Badyal		
25	Thattar		
26	Thandog		
27	Tikker		
28	Thapli		
29	Tipran		
30	Late Batoli (G)		
31	Plasra		

INFORMATION REGARDING CONSTRUCTION WORK

	Need of Rooms	Boundary Wall	Toilets			Drinking Water	Additional Rooms			Electricity	School Building
			S	B	G		Lab	Staff Room	Store		
U.P. School	138	33	36	55	45	7	74	84	85	36	33
Morni	18	31	31	29	29	10	-	31	31	31	NIL
Ramgarh	37	14	49	50	19	10	-	54	46	51	1
Raipur Rani	27	24	42	34	34	18	-	41	36	37	1
Panchkula	57	26	84	65	55	13	-	78	78	50	8
Total No.of Primary Schools	139	95	206	178	137	51	-	204	191	169	43

333

S.No.	Name of the School	Repair of rooms	
		Minor upto Rs.15000/-	Major above Rs.15000/-
	G.H.S.		
1	Burj Kotia	2	3
2	Dhatogra	2	-
3	Koti	3	-
4	Khatauli	2	-
5.	Paarwala	3	-
6.	Raipur Rani	4	2
7.	Bitna	2	-
8	Bhoodi	3	-
9	Gobindpur	4	2
10	Chiken	2	-
11	Sector 19,Pkl.	2	-
12.	Tagra Hakimpur	2	2
13	Sector 17, Pkl	2	-
14	Jalauli	3	-
15.	Bhareli	2	-
16	Mauli	2	-
17	Paploha	2	-
18	Battaur	3	-
19	Manak Tabra	2	-
20	Thandog	-	-
21	Baladwala	2	-
22	Bugga	2	2
23	Marranwala	3	1
24	Saketri	2	2

S.No.	Name of the School	Repair of rooms	
		Minor upto Rs.15000/-	Major above Rs.15000/-
25	Garhi Kotaha	2	-
26	Charnia	-	-
27.	Rampur Thandeo	2	-
28	Khetpurali	3	-
	G.M.S.		
29.	Pyarewala	2	-
30.	Dhamala	2	-
31.	Samlehri	2	-
32	Bhanwali	2	-
33	Plasra	2	-
34	Bhuwana	1	-
35	Chowki	2	-
36	Dakrog	2	-
37	Dandardu	2	-
38	Haripur	2	-
39	Hangoli	2	-
40	Kherhewali	2	-
41.	Ramgarh (G)	2	-
42	Naggal	2	-
43	Nayagaon	1	-
44.	Naggal Bhaga	2	-
45	Devi Nagar	1	-
46.	Majri Jattan	2	-
47	Tabra	2	-
48	Tharva	2	-
49.	Kutabewala	2	-
50	Kiratpur	2	-

3

S.No.	Name of the School	Repair of rooms	
		Minor upto Rs.15000/-	Major above Rs.15000/-
51	Kami	2	-
52	Bhogpur	2	-
53.	Thathar	2	-
54	Ferozepur	3	-
55	Abhaypur	-	-
56	Nada Saheb	1	2
57	Tipra	1	-
58	Jabrot	1	-
59	Bhood	2	-
60	Ralli	-	-
61	Surajpur	-	-
62	Billah	-	-
63	Rattpur	2	-
64	Janauli	-	-
65	Dhabsu	1	-
66	Nawanagar	1	-
67	Manakpur Thakurdas	1	-
68	Khol Mola	-	-
	G.S.S.S.		
69	Morni	5	2
70	Karanpur	3	3
71	Badgodam	4	3
72.	Rattewali	4	2
73.	Sector -7	10	-
74.	Barwala (B)	3	4
75	Toda	4	3

2

S.No.	Name of the School	Repair of rooms	
		Minor upto Rs.15000/-	Major above Rs.15000/-
76	Raipur Rani	3	2
77	Mandhana	4	2
78	Ramgarh	2	3
79	Pinjore	10	4
80	Barwala (G)	3	2
81	Kalka	10	8
82	Basaulan	4	4
83	Sector-6, Pkl	2	-
84	Manakpur	10	1
85	Mallah	4	6
86	Sector-15	-	-
87	Kot	4	2
88	Tikkar	2	2
89	Rajjipur	2	3
90	Hangola	2	2

PRIMARY SCHOOLS (PANCHIKULA)

S.No	School	No. of rooms needed	Boun.d. wall	Toilets			Water	Electr icity	Art Room	Staff room	Store	Lab.
				S	B	G						
1	G.P.S. Sector 17	6	Yes	No	Yes	Yes	Yes	Yes	No	No	No	No
2	Sector 8	Building required										
3	Sector 10	Building required										
4	Sector 15	-	Yes	Yes	Yes	Yes	Yes	Yes	No	No	No	No
5	Bhainsa Tibba	-	Yes	No	No	No	Yes	Yes	No	No	No	No
6	Saketri	-	Yes	No	No	No	Yes	Yes	No	No	No	No
7	Mahadevpura-	1	Yes	No	No	No	No	Yes	No	No	No	No
8	Chandikotla	1	No	No	No	No	No	Yes	No	No	No	No
9	Ghaggar Bir	1	Yes	No	Yes	Yes	Yes	No	No	No	No	No
10	Bhagwanpur	2	Yes	No	No	No	Yes	No	No	No	No	No
11	Darra Khurani→	Building required										
12	Ambwala	-	No	No	No	No	Yes	Yes	No	No	No	No
13	Kharkuan	-	No	No	No	Yes	Yes	No	No	No	No	No
14	Surajpur (L.C)	2	Yes	No	No	No	Yes	Yes	No	No	No	No
15	Rajjipur	-	Yes	No	No	No	Yes	Yes	No	No	No	No
16	Burj Kotian	2	Yes	No	Yes	Yes	Yes	Yes	No	No	No	No
17	Kiratpur	-	No	No	No	No	Yes	Yes	No	No	No	No
18	Chernia	1	Yes	No	No	No	Yes	Yes	No	No	No	No
19	Molewali	-	No	No	No	No	No	Yes	No	No	No	No
20	Jolluwal	-	Yes	No	No	No	Yes	No	No	No	No	No
21	Karanpur	1	No	No	No	No	Yes	No	No	No	No	No
22	Ram Nagar	-	Yes	No	No	No	Yes	No	No	No	No	No
23	Nanakpur	-	Yes	No	Yes	Yes	Yes	Yes	No	No	No	No

PRIMARY SCHOOLS (PANCHKULA)

S.No	School	No. of rooms needed	Bound. wall	Toilets			Water	Electr icity	Art Room	Staff room	Store	Lab.
				S	B	G						
	G.P.S.								No	No	No	No
24	Kona	1	Yes	No	No	No	Yes	No	No	No	No	No
25	Rampur Jangi	-	Yes	Yes	Yes	No	Yes	No	No	No	No	No
26	Marranwala	1	Yes	Yes	Yes	No	Yes	Yes	No	No	No	No
27	Shahpur	-	Yes	No	No	Yes	Yes	No	No	No	No	No
28	Gorakhnath	-	Yes	No	No	No	Yes	No	No	No	No	No
29	Darrawaz	-	No	Yes	No	Yes	Yes	Yes	No	No	No	No
30	Nava Nagar	2	No	No	No	No	Yes	No	No	No	No	No
31	Khol Mola	-	No	No	No	No	Yes	No	No	No	No	No
32	Rampur Suri	-	Yes	No	No	Yes	Yes	Yes	No	No	No	No
33	Bhogpur	-	Yes	No	Yes	Yes	Yes	No	No	No	No	No
34	Bhawana	1	Yes	No	Yes	No	Yes	No	No	No	No	No
35	Bhoria	-	No	No	Yes	Yes	Yes	No	No	No	No	No
36	Damdama	1	Yes	No	Yes	No	Yes	No	No	No	No	No
37	Bakhshiwala	-	Yes	No	Yes	No	Yes	No	No	No	No	No
38	Chikan	1	No	No	No	Yes	Yes	Yes	No	No	No	No
39	Dhatogra	-	Yes	No	Yes	No	Yes	No	No	No	No	No
40	Janauli	-	Yes	No	No	No	Yes	No	No	No	No	No
41	Khokhra	-	Yes	No	No	No	Yes	No	No	No	No	No
42	Khoi-Bhagani	-	No	No	No	No	Yes	No	No	No	No	No
42	Jabrot	-	Yes	No	Yes	Yes	Yes	No	No	No	No	No
44	Johriwale	-	No	No	No	No	No	No	No	No	No	No
45	Nandpur	-	Yes	No	No	No	Yes	No	No	No	No	No
46	Chophar	-	Yes	No	No	Yes	Yes	No	No	No	No	No
47	Diwanwala	-	No	No	Yes	Yes	Yes	No	No	No	No	No

PRIMARY SCHOOLS (PANCHKULA)

S.No	School	No. of rooms needed	Boun.d. wall	Toilets			Water	Electr icity	Art Room	Staff room	Store	Lab.
				S	B	G						
	G.P.S.			S	B	G						
48	Kutbewala -	1	Yes	No	Yes	Yes	Yes	No	No	No	No	No
49	Kalka Main	-	Yes	No	No	Yes	Yes	No	No	No	No	No
50	Malha	-	Yes	No	No	No	Yes	No	No	No	No	No
51	Dhamsu	-	No	No	No	No	Yes	Yes	No	No	No	No
52	Dagrog	-	Yes	No	No	No	Yes	Yes	No	No	No	No
53	Tipra	2	Yes	No	No	Yes	Yes	Yes	No	No	No	No
54	Bitna	1	Yes	No	No	No	Yes	Yes	No	No	No	No
55	Jattan Majri	-	No	No	No	No	No	Yes	No	No	No	No
56	Sukho Majri	-	Yes	No	No	No	Yes	No	No	No	No	No
57	Dhamala	-	No	No	No	No	No	No	No	No	No	No
58	Lohgarh	-	Yes	No	Yes	No	Yes	No	No	No	No	No
59	Manakpur N.C	-	Yes	No	No	No	Yes	No	No	No	No	No
60	Manakpur DL	-	Yes	No	No	Yes	Yes	Yes	No	No	No	No
61	Surajpur	-	Yes	No	No	No	Yes	Yes	No	No	No	No
62	Vasudevapura	-	No	No	No	No	No	No	No	No	No	No
63	Rattpur	-	Yes	No	No	Yes	Yes	Yes	No	No	No	No
64	Dharampur	-	Yes	No	No	No	No	No	No	No	No	No
65	Basaulan	2	Yes	No	No	Yes	Yes	Yes	No	No	No	No
66	Pinjore Main	-	No	No	No	No	Yes	No	No	No	No	No
67	Pinjore (Girls)	Building required										
68	Ferozpur	Building required										
69	Railly - 1	4	Yes	No	No	Yes	Yes	No	No	No	No	No
70	Sector 12A	Building required										
71	Kundi	-	Yes	No	No	No	Yes	No	No	No	No	No

PRIMARY SCHOOLS (PANCHKULA)

S.No	School	No. of rooms needed	Boun.d. wall	Toilets			Water	Electr icity	Art Room	Staff room	Store	Lab.
				S	B	G						
	G.P.S.			S	B	G						
72	Abhaypur	1	No	No	No	Yes	Yes	Yes	No	No	No	No
73	Budanpur	-	Yes	No	Yes	Yes	Yes	Yes	No	No	No	No
74	Sector 19	5	Yes	No	Yes	Yes	Yes	Yes	No	No	No	No
75	Sector 11	Building required										
76	Devi Nagar	2	Yes	No	No	Yes	Yes	No	No	No	No	No
77	Sector 5, PKL	-	Yes	No	No	Yes	Yes	Yes	No	No	No	No
78	Hasipur	1	Yes	No	No	Yes	Yes	No	No	No	No	No
79	Majri	1	Yes	No	No	No	Yes	Yes	No	No	No	No
80	Kharak Mangoli	4	Yes	No	No	No	Yes	Yes	No	No	No	No
81	Kandiyala	-	No	No	No	No	No	No	No	No	No	No
82	Naggal Bhaga	-	Yes	No	No	No	Yes	No	No	No	No	No
83	Orian	-	No	No	No	No	No	No	No	No	No	No
84	Khera Sita Ram	-	No	No	No	No	Yes	No	No	No	No	No
85	Kalka Railway	1	Yes	No	Yes	Yes	Yes	Yes	No	No	No	No
86	Tagra Hakimpur	-	Yes	No	No	No	Yes	No	No	No	No	No
87	Majra Mehtab	-	No	No	No	No	Yes	No	No	No	No	No
88	Kherawali	-	Yes	No	No	No	Yes	Yes	No	No	No	No
89	Banoi Khuda Bakas	-	Yes	No	No	No	No	No	No	No	No	No
90	Pipal Ghati	-	No	No	No	No	Yes	No	No	No	No	No
91	Dola	-	No	No	No	No	No	No	No	No	No	No
✓ 92	Naggal routal	Building required - Has been constructed										
93	Paploha	4	Yes	No	No	Yes	Yes	Yes	No	No	No	No
94	Badgodam	-	Yes	No	Yes	Yes	Yes	No	No	No	No	No
95	Fathehpur	-	Yes	No	No	No	Yes	Yes	No	No	No	No
96	Sector 6	4	Yes	No	Yes	Yes	Yes	Yes	No	No	No	No

PRIMARY SCHOOLS (MORNI) (RAMGARH)

S.No	School	No. of rooms needed	Boun.d. wall	Toilets			Water	Electr icity	Art Room	Staff room	Store	Lab.
				S	B	G						
	G.P.S.											
26.	Jai Singh Pura	-	No	No	No	Yes	Yes	No	No	No	No	No
27.	Kishangarh	-		Yes	No	Yes	Yes	No	No	No	No	No
28.	Moginand	-		No	No	No	No	No	No	No	No	No
29.	Nada Saheb	2		Yes	No	Yes	Yes	No	No	No	No	No
30.	Chowki Nichli	1		No	No	Yes	Yes	No	No	No	No	No
31.	Chowki Uparli	2		No	No	No	No	No	No	No	No	No
32.	Mahesh pur	-		No	No	No	No	No	No	No	No	No
33.	Bilha →	4		No	No	Yes	Yes	No	No	No	No	No
34.	Mankya	1		No	No	No	Yes	No	No	No	No	No
35.	Aasrewali	1		No	No	No	Yes	No	No	No	No	No
36.	Khangesra	1		No	No	Yes	Yes	No	No	No	No	No
37.	Kot	1		No	No	No	No	No	No	No	No	No
38.	Matawala	1		No	No	No	Yes	No	No	No	No	No
39.	Belwala	1		No	No	No	Yes	No	No	No	No	No
40.	Kanoli	1		No	No	No	No	No	No	No	No	No
41.	Naggal(B)	-		No	No	Yes	Yes	No	No	No	No	No
42.	Naggal(G)	1		No	No	Yes	Yes	No	No	No	No	No
43.	Alipur(B)	-		No	No	Yes	Yes	No	No	No	No	No
44.	Alipur(G)	-		No	No	Yes	Yes	No	No	No	No	No
45.	Kami	-		No	No	Yes	Yes	No	No	No	No	No
46.	Sunderpur	1		No	No	Yes	Yes	No	No	No	No	No
47.	Sultanpur(B)	-		No	No	Yes	Yes	No	No	No	No	No
48.	Sultanpur(G)	-		No	No	Yes	Yes	No	No	No	No	No
49.	Toka	1		No	No	Yes	Yes	No	No	No	No	No
50.	Shyamtoo	-		No	No	Yes	Yes	No	No	No	No	No
51.	Rihor	-		No	No	Yes	Yes	No	No	No	No	No

PRIMARY SCHOOLS (MORNI) RAMGARH.

S.No	School	No. of rooms needed	Bound. wall	Toilets			Water	Electr icity	Art Room	Staff room	Store	Lab.
				S	B	G						
	G.P.S.											
52.	Jaloli	-	No	Yes	Yes	Yes	Yes	No	No	No	No	No
53.	Khatauli	-		No	Yes	Yes	Yes	No	No	No	No	No
54.	Alipur Town	-		No	No	Yes	Yes	No	No	No	No	No
55.	Ambarala	-	No	No	No	No	Yes	No	No	No	No	No
56.	Jashwantgarh	-	Yes	No	No	No	Yes	No	No	No	No	No
	Total	37	14	49	50	19	10	51	-	54	46	-

PRIMARY SCHOOLS (RAIPUR KANI)

S.No	School	No. of rooms needed	Boun.d. wall	Toilets			Water	Electr icity	Art Room	Staff room	Store	Lab.
				S	B	G						
	G.P.S.			S	B	G						
1	✓Raipur Rani(B)	1	Yes	No	Yes	Yes	Yes	Yes	No	No	yes	No
2	✓Raipur Rani(G)	1	Yes	No	Yes	Yes	Yes	Yes	No	No	yes	No
3	✓Kheri	-	Yes	No	Yes	Yes	Yes	No	No	Yes	No	No
4	✓Mandappa	-	No	No	No	No	No	No	No	No	No	No
5	✓Tabar	-	No	No	No	No	No	No	No	No	No	No
6	✓Haripur	-	Yes	No	No	No	No	No	No	No	No	No
7	✓Sarakpur	-	No	No	No	No	No	No	No	No	No	No
8	✓Mauli	2	No	No	Yes	Yes	No	No	No	No	No	No
9	✓Samlehri	2	No	No	No	No	Yes	No	No	No	No	No
10	✓Fibbi Majra	-	No	No	No	No	Yes	No	No	No	No	No
11	✓Hangola →	3	No	No	No	No	No	No	No	No	No	No
12	✓Hangoli	2	No	No	No	No	Yes	No	No	No	No	No
13	✓Shahjahpur	-	Yes	No	No	No	Yes	No	No	No	No	No
14	✓Haryoii	-	Yes	No	No	No	No	No	No	No	No	No
15	✓Bagwala	-	Yes	No	No	No	Yes	No	No	No	Yes	No
16	✓Bagwali	-	No	No	No	No	Yes	No	No	No	Yes	No
17	✓Golpura	-	Yes	No	No	No	Yes	No	No	No	No	No
18	✓Bhabalpur	-	Yes	No	No	No	Yes	No	No	No	No	No
19	✓Rehna	-	No	No	No	No	No	No	No	No	No	No
20	✓Masumpur	-	No	No	No	No	Yes	No	No	No	No	No
21	✓Dabar	-	No	No	No	No	Yes	No	No	No	No	No
22	✓Kakrali	1	Yes	No	No	No	Yes	No	No	No	No	No
23	✓Tharwa	-	Yes	No	Yes	Yes	Yes	Yes	No	No	Yes	No
24	✓Bhood	2	Yes	Yes	Yes	Yes	Yes	Yes	No	No	Yes	No
25	✓Mandlyai	-	Yes	No	No	No	Yes	No	No	No	No	No

PRIMARY SCHOOLS (~~MORNI~~) RAIPUR RANI

S.No	School	No. of rooms needed	Boun.d. wall	Toilets			Water	Electr icity	Art Room	Staff room	Store	Lab.
				S	B	G						
	G.P.S.											
26	✓ Nayagaon	-	Yes	No	No	No	Yes	No	No	No	No	No
27	Natwal	1	Yes	No	No	No	Yes	No	No	No	Yes	No
28	Badona Kalan	Building Required ✓										
29	✓ Jaspur	-	Yes	No	Yes	Yes	Yes	Yes	No	No	No	No
30	✓ Joda	2	Yes	No	Yes	Yes	Yes	Yes	No	No	No	No
31	✓ Piarewala	2	Yes	No	No	No	No	No	No	No	No	No
32	✓ Bhawli	1	No	No	No	No	Yes	No	No	No	No	No
33	✓ Rampur Thandeo	1	No	No	No	No	No	No	No	No	No	No
34	✓ Shahpur	-	No	No	No	No	No	No	No	No	No	No
35	✓ Mandapa	-	No	No	No	No	No	No	No	No	No	No
36	✓ Badhaur	-	Yes	No	Yes	No	Yes	No	No	No	No	No
37	✓ Meerpur	-	No	No	No	No	No	No	No	No	No	No
38	✓ Gobindpur	-	No	No	No	No	Yes	No	No	Yes	No	No
39	Narainpur	-	No	No	No	Yes	Yes	No	No	No	No	No
40	✓ Garhi Kotaha	3	Yes	No	No	No	No	No	No	No	No	No
41	✓ Sultanpur	1	No	No	No	No	No	No	No	No	No	No
42	✓ Dandlawar	-	No	No	No	No	No	No	No	No	No	No
43	✓ Ferozepur	1	No	No	No	No	No	No	No	No	No	No
44	✓ Ganauli	1	Yes	No	No	No	No	No	No	Yes	No	No
	TOTAL	27	24	42	34	34	18	-	37	41	36	-

PRIMARY SCHOOLS (MORNI)

S.No	School	No. of rooms needed	Bound. wall	Toilets			Water	Electricity	Art Room	Staff room	Store	Lat
				S	B	G						
1	G.P.S. Morni	-	No	No	Yes	Yes	Yes	No	No	No	No	No
2	Mandhana	1	No	No	No	No	Yes	No	No	No	No	No
3	Sahlo	-	No	No	No	No	Yes	No	No	No	No	No
4	Dharla	-	No	No	Yes	Yes	Yes	No	No	No	No	No
5	Pathroli	-	No	No	No	No	Yes	No	No	No	No	No
6	Billong	1	No	No	No	No	No	No	No	No	No	No
7	Tipran	2	No	No	No	No	Yes	No	No	No	No	No
8	Shilyon	-	No	No	No	No	Yes	No	No	No	No	No
9	Marog	-	No	No	No	No	Yes	No	No	No	No	No
10	Thapli	-	No	No	No	No	Yes	No	No	No	No	No
11	Sabirpur	-	No	No	No	No	Yes	No	No	No	No	No
12	Dudhgarh	-	No	No	No	No	No	No	No	No	No	No
13	Baloti	-	No	No	No	No	Yes	No	No	No	No	No
14	Chamla	-	No	No	No	No	Yes	No	No	No	No	No
15	Roonjahakar	-	No	No	No	No	No	No	No	No	No	No
16	Buriwala	-	No	No	No	No	No	No	No	No	No	No
17	Late batoli	-	No	No	No	No	No	No	No	No	No	No
18	Manjyo	1	No	No	No	No	No	No	No	No	No	No
19	Thana Badiyal	1	No	No	No	No	No	No	No	No	No	No
20	Singhwala	1	No	No	No	No	No	No	No	No	No	No
21	Plastra	1	No	No	No	No	Yes	No	No	No	No	No
22	Baladwala	1	No	No	No	No	Yes	No	No	No	No	No
23	Sherguzran	1	No	No	No	No	No	No	No	No	No	No
24	Bahlion	1	No	No	No	No	Yes	No	No	No	No	No
25	Mandana (Bus stand)	1	No	No	No	No	No	No	No	No	No	No

PRIMARY SCHOOLS (MORNI)

S.No	School	No. of rooms needed	Boun.d. wall	Toilets			Water	Electr icity	Art Room	Staff room	Store	Lab.
				S	B	G						
	G.P.S.											
26	Thathar	2	No	No	No	No	Yes	No	No	No	No	No
27	Bhoodi	1	No	No	No	No	Yes	No	No	No	No	No
28	Thandog	1	No	No	No	No	Yes	No	No	No	No	No
29	Dabsu	-	No	No	No	No	Yes	No	No	No	No	No
30	Koti	-	No	No	No	No	Yes	No	No	No	No	No
31	Tikkar	2	No	No	No	No	Yes	No	No	No	No	No

MIDDLE SCHOOLS

S.No	School	No. of rooms needed.	Boundry wall	Toilets			Water	Electri ciity	Art Room	Staff room	Store	Lab
				S	B	G						
	G.M.S.											
1.	Abhaypur	-	No	1	-	-	Yes	Yes	No	No	No	No
2.	Bhawna	1	Yes	1	No	1	Yes	No	No	No	No	No
3.	Bhogpur	2	No	No	No	No	Yes	No	No	No	No	No
4.	Devinagar	2	Yes	1	No	1	Yes	Yes	No	No	No	No
5.	Dakhrog	2	Yes	No	No	No	Yes	No	No	No	No	No
6.	Dhamala	4	Yes	1	No	No	Yes	No	No	No	No	No
7.	Haripur,Sec-4	2	Yes	No	No	No	Yes	Yes	No	No	No	No
8	Jabrot	2	No	No	No	No	Yes	No	No	No	No	No
9	Janauli	2	No	1	No	No	Yes	No	No	No	No	No
10	Kheranwali	2	Yes	No	No	No	Yes	No	No	No	No	No
11	Kiratpur	-	No	No	No	No	No	No	No	No	No	No
12	Kholmola	3	No	1	No	No	Yes	No	No	No	No	No
13	Kutbewala	3	Yes	1	No	No	No	No	No	No	No	No
14	Manakpur TD	2	Yes	No	No	No	Yes	No	No	No	No	No
15	Jattanmajri	3	No	No	No	No	No	No	No	No	No	No
16	Rattpur	1	Yes	1	1	1	Yes	Yes	No	No	No	No
17	Tipra	1	No	1	No	No	Yes	No	No	No	No	No
18	Ralli	-	Yes	1	No	No	Yes	Yes	No	No	No	No
19	Surajpur	1	No	1	No	No	Yes	Yes	No	No	No	No
20	Dabsu	3	No	No	No	No	Yes	No	No	No	No	No
21	Plasra	1	No	No	No	No	Yes	No	No	No	No	No
22	Thathar	-	Yes	1	No	No	Yes	No	No	No	No	No
23	Bhood	3	No	No	No	No	Yes	Yes	No	No	No	No
24	Ferozpur	2	Yes	1	No	No	Yes	No	No	No	No	No
25	Hongoli	3	Yes	No	No	No	Yes	No	No	No	No	No
26	Nawannagar	2	No	1	No	No	Yes	No	No	No	No	No

MIDDLE SCHOOL

S.No	School	No. of rooms needed.	Boundry wall	Toilets			Water	Electri ciity	Art Room	Staff room	Store	Lab.
				S	B	G						
	G.M.S.			S	B	G			No	No	No	No
27.	Piarewala	2	Yes	1	No	1	Yes	Yes	No	No	No	No
28.	Samlehri	-	Yes	1	No	1	Yes	Yes	No	No	No	No
29.	Tharwa	3	Yes	1	No	No	No	No	No	No	No	No
30.	Tabar	3	No	No	No	No	No	No	No	No	No	No
31.	Billah	1	No	No	No	No	Yes	No	No	No	No	No
32.	Chowki	2	No	No	No	No	Yes	No	No	No	No	No
33.	Dandardu	2	No	No	No	No	No	No	No	No	No	No
34.	Kami	2	Yes	1	No	No	Yes	No	No	No	No	No
35.	Nada Saheb	2	Yes	1	No	1	Yes	Yes	No	No	No	No
36.	Naggal	2	Yes	No	No	No	Yes	No	-	-	-	No
37.	Nayagaon	3	No	No	No	No	No	No	No	No	No	No
38.	Ramgarh	-	No	No	No	1	Yes	Yes	No	No	No	No
39.	Bhanwali	-	-	-	-	-	-	No	No	No	No	No
40.	Naggal Bhaga	-	-	-	-	-	-	No	No	No	No	No
	G.H.S								No	No	No	No
41.	Charnian	-	Yes	1	1	1	Yes	Yes	No	No	No	No
42.	Chiken	2	No	1	2	1	Yes	Yes	No	No	No	No
43.	Dhatogra	1	No	No	1	1	Yes	Yes	No	No	No	No
44.	Marranwala	3	Yes	1	1	1	Yes	Yes	No	No	No	No
45.	Manak Tabra	-	Yes	1	1	1	Yes	Yes	No	No	No	No
46.	Paploha	-	Yes	1	No	1	Yes	Yes	No	No	No	No
47.	Sector 19	4	Yes	1	No	1	Yes	Yes	No	No	No	No
48.	Sector 17	4	Yes	1	No	1	Yes	Yes	No	No	No	yes
49.	Tagran	1	Yes	1	No	1	Yes	Yes	No	No	No	No
	Hakimpur											
50.	Saketri	-	Yes	1	2	2	Yes	Yes	No	No	No	No
51.	Baladwala	-	No	No	1	1	Yes	No	No	No	No	No

MIDDLE SCHOOL

S.No	School	No. of rooms needed.	Bound. wall	Toilets			Water	Electricity	Art Room	Staff room	Store	Lab.
				S	B	G						
	G.M.S.			S	B	G						
52	Bhoodi	-	No	1	2	1	Yes	Yes	No	No	No	No
53	Garhi Kotaha	7	Yes	No	1	1	Yes	Yes	No	No	No	No
54	Gobindpur	-	Yes	No	No	No	Yes	Yes	No	No	No	No
55	Mauli	-	yes	1	1	1	Yes	Yes	No	No	No	Yes
56	Raipur Rani	-	Yes	1	No	No	Yes	Yes	No	No	No	No
57	Rampur Thandeo	-	Yes	No	No	No	Yes	No	No	No	No	No
58	Paarwala	2	Yes	No	No	1	Yes	Yes	No	No	No	No
59	Bataur	-	Yes	No	No	No	Yes	Yes	No	No	No	No
60	Bhareli	1	No	1	No	No	Yes	Yes	No	No	No	No
61	Boonga	1	No	1	No	1	Yes	Yes	No	No	No	Yes
62	Jalauli	2	Yes	1	2	1	Yes	Yes	No	No	No	No
63	Khatauli	2	Yes	1	-	1	Yes	Yes	No	No	No	No
64	Khet Purali	1	Yes	No	No	No	Yes	Yes	No	No	No	No
65	Bitna	1	Yes	No	2	No	Yes	Yes	No	No	No	No
66	Buraj Kotian	1	No	1	-	No	Yes	Yes	No	No	No	No
	G.S.S.S								No	No	No	No
67	Badgodam	-	Yes	1	2	1	Yes	Yes	No	No	No	No
68	Basaulan	1	Yes	1	-	1	Yes	Yes	No	No	No	No
69	Kalka	5	Yes	1	-	1	Yes	Yes	No	No	No	Yes
70	Karanpur	1	No	1	-	-	Yes	Yes	No	No	No	Yes
71	Mallah	1	No	1	3	1	Yes	Yes	No	No	No	No
72	Nanakpur	2	Yes	1	1	1	Yes	Yes	No	No	No	No
73	Sector 7	-	Yes	3	2	-	Yes	Yes	Yes	Yes	Yes	Yes
74	Sector 6	6	Yes	1	1	1	Yes	Yes	No	No	No	No

MID SCHOOL

S.No	School	No. of rooms needed.	Bound. wall	Toilets			Water	Electri ciity	Art Room	Staff room	Store	Lab.
				S	B	G						
	G.S.S.S			S	B	G						
75	Sector 15	3	Yes	2	2	2	Yes	Yes	Yes	Yes	No	Yes
76	Rajjipur	-	Yes	1	1	1	Yes	Yes	No	No	No	No
77	Mandana	1	Yes	1	-	1	Yes	Yes	No	No	No	No
78	Morni Hills	-	Yes	1	2	1	Yes	Yes	-	Yes	Yes	No
79	Tikkar Hills	-	No	No	No	No	Yes	No	No	No	No	No
80	Toda	3	No	1	No	1	Yes	Yes	No	No	No	No
81	Hangola	1	Yes	1	-	1	Yes	Yes	No	No	No	No
82	Raipur Rani	-	Yes	1	No	1	Yes	Yes	No	No	No	Yes
83	Barwala (B)	-	No	No	1	1	Yes	Yes	No	No	No	Yes
84	Barwala (G)	3	Yes	1	-	2	Yes	Yes	No	No	No	Yes
85	Kot	-	Yes	1	1	1	Yes	Yes	No	No	No	No
86	Ramgarh	3	No	1	-	1	Yes	Yes	No	No	No	Yes
87	Rattewali	4	Yes	1	No	1	Yes	Yes	No	No	No	Yes
88	Pinjore	2	Yes	2	4	4	Yes	Yes	No	No	No	Yes
89	Koti	-	No	1	No	No	Yes	No	No	No	No	No
90	Thandog	-	No	1	No	No	Yes	No	No	No	No	No