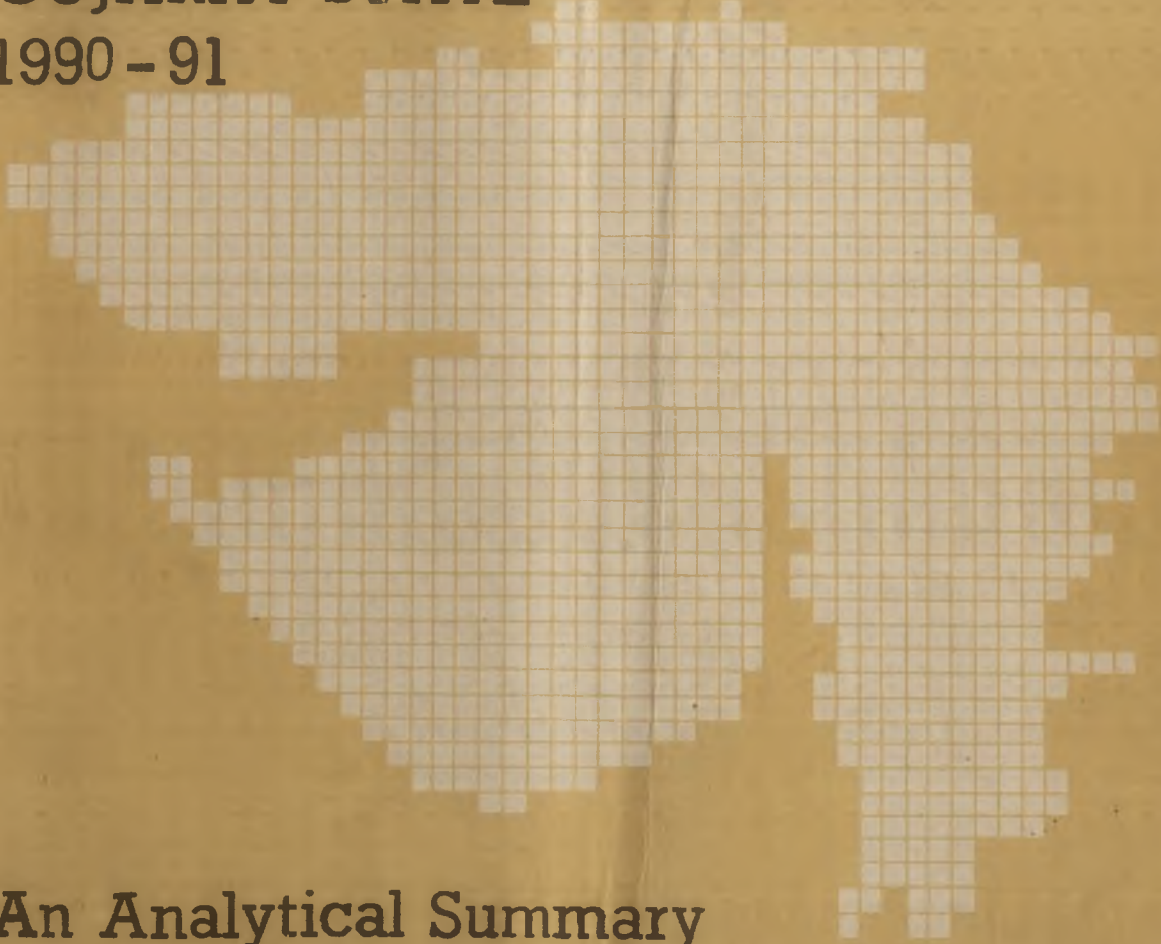




BUDGET IN BRIEF

GUJARAT STATE

1990 - 91



An Analytical Summary

D - 5475 ECONOMICS AND STATISTICS
C 352.1253 GUJARAT
GUT - B

BUDGET PUBLICATION NO. 25



BUDGET IN BRIEF

GUJARAT STATE

1990-91

[AN ANALYTICAL SUMMARY]



NIEPA DC



D05415

DIRECTORATE OF ECONOMICS & STATISTICS
GOVERNMENT OF GUJARAT
GANDHINAGAR

Note:—The amounts have been rounded off to the nearest crore rupees. For this reason, there may be in some cases slight discrepancy between the totals and sub-totals.

N= Negligible.



Sub. National Systems Unit
National Institute of Educational
Planning and Administration
17-E, Sri Aurobindo Marg, New Delhi-110016
DOC. No. D: 5.4.15
Date 13.9.90

1990

BUDGET 1990-91

THE RUPEE COMES FROM



| | PERCENTAGE TO TOTAL |
|--|------------------------|
| SHARE IN CENTRAL TAXES | 10 |
| STATE TAX (EXCLUDING SALES TAX) | 13 |
| SALES TAX | 31 |
| TOTAL NON-TAX REVENUE INCLUDING OTHER RECEIPTS | 20 |
| PUBLIC DEBT | 19 |
| RECOVERY OF LOANS AND ADVANCES | 2 |
| PUBLIC ACCOUNT NET | 3 |
| DEFICIT | 2 |

100

BUDGET 1990-91

THE RUPEE GOES TO



PERCENTAGE TO
TOTAL

| | |
|--|-------|
| DEVELOPMENT EXPENDITURE | 71 |
| NON-DEVELOPMENT EXPENDITURE (EXCLUDING -PUBLIC DEBT & LOANS & ADVANCES) | 22 |
| PUBLIC DEBT | 6 |
| LOANS AND ADVANCES | 1 |
| OTHER EXPENDITURE | N |
| | <hr/> |
| | 100 |

CONTENTS

| Serial No. | | | | Page |
|---------------|--------------------------------|----|----|------|
| 1.1 | General Budgetary Position | .. | .. | 1 |
| 1.2 | Receipts on Revenue Account | .. | .. | 3 |
| 1.3 | Receipts on Capital Account | .. | .. | 5 |
| 1.4 | Expenditure on Revenue Account | .. | .. | 7 |
| 1.5 | Expenditure on Capital Account | .. | .. | 13 |
| 1.6 | State's Annual Plan... | .. | .. | 20 |

1.1 GENERAL BUDGETARY POSITION

(Rs. Crores)

| Sr. No. | Item | 1979—80 | 1980—81 | 1981—82 | 1982—83 | 1983—84 | 1984—85 |
|------------|--|------------|------------|------------|------------|------------|------------|
| 1 | 2 | 3 | 4 | 5 | 6 | 7 | 8 |
| I | Revenue Account | | | | | | |
| | A Revenue Receipts | 836.55 | 1024.99 | 1159.46 | 1349.29 | 1565.14 | 1769.46 |
| | B Revenue Expenditure | 744.25 | 903.26 | 1039.15 | 1283.03 | 1426.11 | 1701.20 |
| | C Surplus (+) or Deficit (—) | (+) 92.30 | (+) 121.73 | (+) 120.31 | (+) 66.26 | (+) 139.03 | (+) 68.26 |
| II | Capital Account | | | | | | |
| | A Capital Receipts | 194.36 | 382.11 | 439.26 | 591.72 | 711.86 | 542.20 |
| | B Capital Expenditure | 376.24 | 596.20 | 648.33 | 754.91 | 1009.33 | 811.97 |
| | C Surplus (+) or Deficit (—) | (—) 181.88 | (—) 214.09 | (—) 209.07 | (—) 163.19 | (—) 297.47 | (—) 269.77 |
| | Surplus (+) or Deficit (—) within Consolidated Fund | (—) 89.58 | (—) 92.36 | (—) 88.76 | (—) 96.93 | (—) 158.44 | (—) 201.51 |
| III | Contingency Fund (Net) | (+) 3.35 | (—) 12.23 | (+) 12.21 | (—) 14.93 | (+) 7.81 | (+) 17.25 |
| IV | Public Account (Net) | (+) 28.10 | (+) 145.01 | (+) 37.35 | (+) 146.10 | (+) 161.62 | (+) 217.85 |
| | Overall Surplus (+) or Deficit (—) | (—) 58.13 | (+) 40.42 | (—) 39.20 | (+) 34.24 | (+) 10.99 | (+) 33.59 |

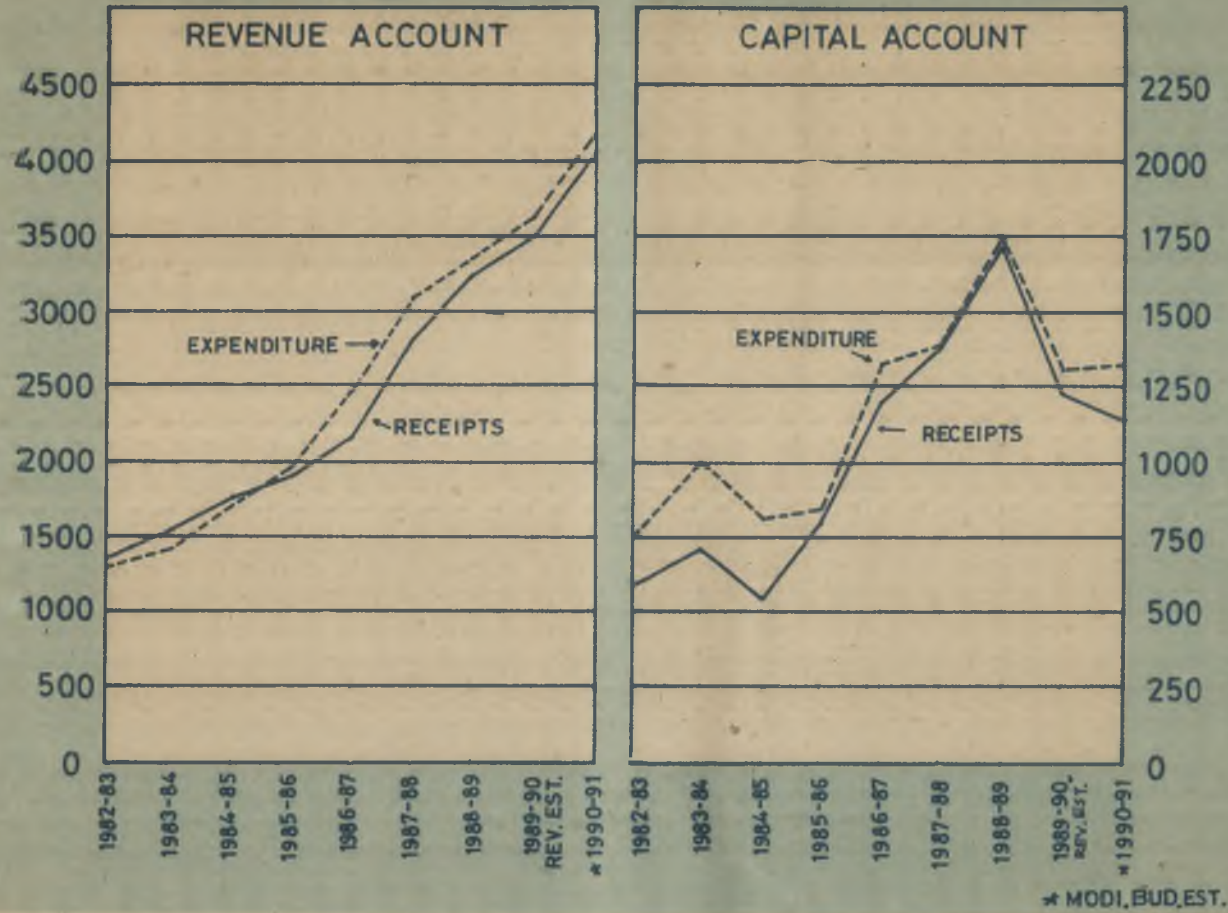
1.1 GENERAL BUDGETARY POSITION (Concl'd.)

(Rs. Crores)

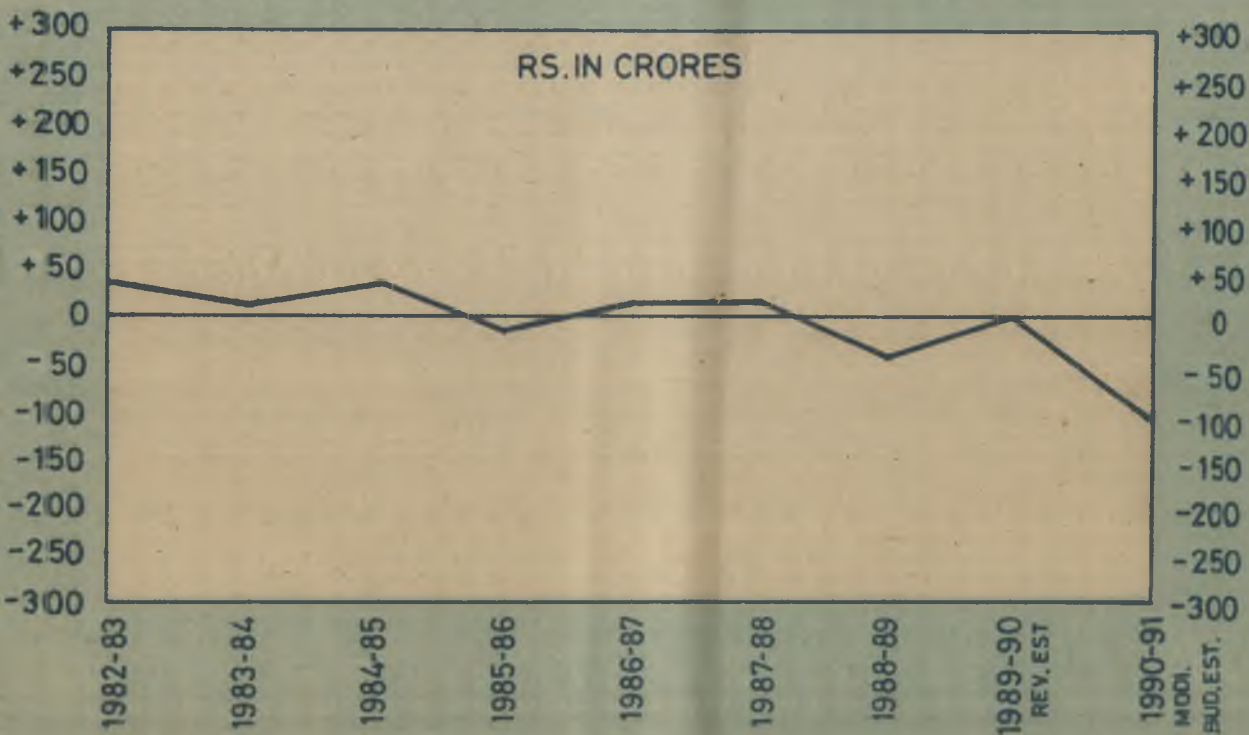
| Sr. No. | Item | 1985—86 | 1986—87 | 1987—88 | 1988—89 | 1989—90 R. E. | 1990—91 Modified B.E. |
|---------------------------|--|-----------------|-----------------|-----------------|------------------|------------------|-----------------------------|
| 1 | 2 | 9 | 10 | 11 | 12 | 13 | 14 |
| I Revenue Account | | | | | | | |
| | A Revenue Receipts | 1902.48 | 2159.72 | 2806.47 | 3235.69 | 3520.98 | 4042.80 |
| | B Revenue Expenditure | 1972.39 | 2469.24 | 3093.07 | 3362.40 | 3640.00 | 4141.76 |
| | C Surplus (+) or Deficit (—) | (—)69.91 | (—)309.52 | (—)286.60 | (—)126.71 | (—)119.02 | (—)98.96 |
| II Capital Account | | | | | | | |
| | A Capital Receipts | 791.10 | 1198.78 | 1379.27 | 1715.97 | 1228.77 | 1135.84 |
| | B Capital Expenditure | 842.05 | 1331.98 | 1392.19 | 1741.11 | 1308.81 | 1322.99 |
| | C Surplus (+) or Deficit (—) | (—) 50.95 | (—) 133.20 | (—) 12.92 | (—) 25.14 | (—) 80.04 | (—)187.15 |
| | Surplus (+) or Deficit (—) within Consolidated Fund | (—)120.86 | (—)442.72 | (—)299.52 | (—)151.85 | (—)199.06 | (—)286.11 |
| III | Contingency Fund (Net) | (—)26.81 | (+) 15.99 | (+)13.04 | (+)0.08 | (+) 20.00 | — |
| IV | Public Account (Net) | (+)128.55 | (+) 438.08 | (+)303.76 | (+)106.41 | (+)179.06 | (+)177.12 |
| | Overall Surplus (+) or Deficit (—) | (—)19.12 | (+)11.35 | (+)17.28 | (—) 45.36 | — | (—)108.99 |

GENERAL BUDGETARY POSITION

RS. IN CRORES



OVERALL POSITION



1.2 RECEIPTS ON REVENUE ACCOUNT

(Rs. Crores)

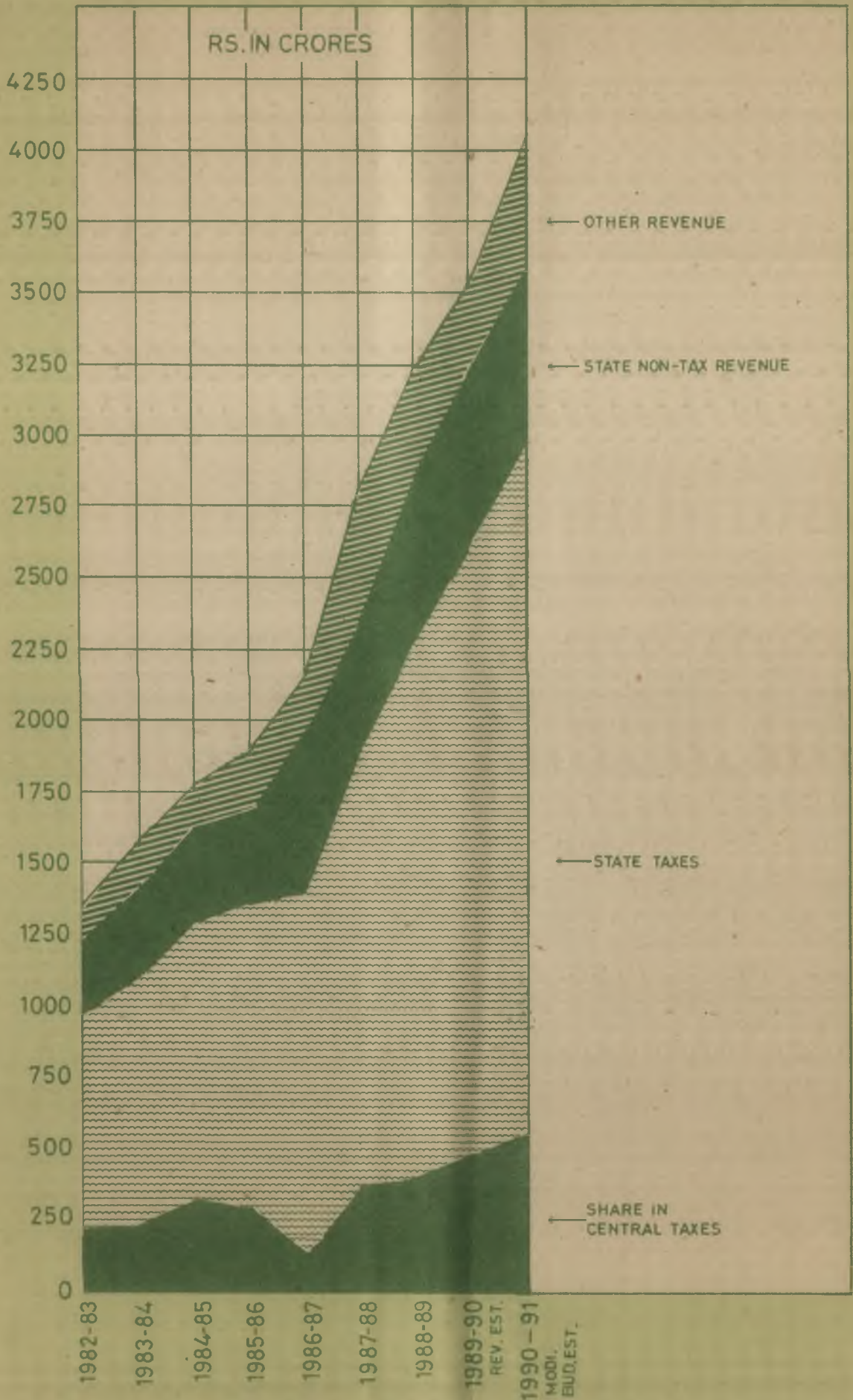
| Sr. No. | Item | 1979—80 | 1980—81 | 1981—82 | 1982—83 | 1983—84 | 1984—85 |
|---------------------------------|-----------------------------------|---------------|----------------|----------------|----------------|----------------|----------------|
| 1 | 2 | 3 | 4 | 5 | 6 | 7 | 8 |
| I. Tax Revenue | | | | | | | |
| A Share in Central Taxes | | | | | | | |
| | (1) Income Tax | 51.54 | 59.95 | 60.81 | 67.27 | 60.44 | 73.69 |
| | (2) Estate Duty | 1.02 | 0.66 | 3.06 | 2.40 | 1.37 | 1.84 |
| | (3) Union Excise Duties | 120.77 | 129.06 | 144.16 | 141.49 | 164.90 | 230.65 |
| | Total—A | 173.33 | 189.67 | 208.03 | 211.16 | 226.71 | 306.18 |
| B State Taxes | | | | | | | |
| | (1) Taxes on Profession, etc. | 7.12 | 7.93 | 9.15 | 10.89 | 13.12 | 15.97 |
| | (2) Land Revenue | 8.80 | 12.92 | 14.52 | 13.62 | 16.23 | 17.02 |
| | (3) Stamp and Registration | 25.80 | 29.48 | 37.69 | 38.40 | 39.88 | 43.87 |
| | (4) State Excise | 3.16 | 3.45 | 3.96 | 4.91 | 5.26 | 4.55 |
| | (5) Sales Tax | 289.37 | 353.85 | 462.41 | 504.01 | 554.87 | 609.43 |
| | (a) Central Sales Tax | 68.51 | 92.41 | 105.19 | 111.12 | 113.01 | 118.93 |
| | (b) State Sales Tax | 220.83 | 261.38 | 357.18 | 392.76 | 441.78 | 490.46 |
| | (c) Others | 0.03 | 0.06 | 0.04 | 0.13 | 0.08 | 0.04 |
| | (6) Taxes on Vehicles | 20.00 | 22.26 | 26.47 | 31.17 | 35.46 | 39.08 |
| | (7) Taxes on Goods and Passengers | 32.71 | 34.01 | 16.14 | 53.90 | 84.46 | 67.19 |
| | (8) Electricity Duties | 34.46 | 36.22 | 51.27 | 62.41 | 80.45 | 108.21 |
| | (9) Entertainment Tax | 18.44 | 21.01 | 28.03 | 31.90 | 38.12 | 40.70 |
| | (10) Other Taxes and Duties | 9.01 | 9.89 | 11.05 | 11.83 | 11.20 | 34.01 |
| | Total—B | 448.87 | 531.02 | 660.69 | 763.04 | 879.05 | 980.03 |
| | Total—I | 622.20 | 720.69 | 868.72 | 974.20 | 1105.76 | 1286.21 |
| II State Non-Tax Revenue | | 152.59 | 185.56 | 188.45 | 245.11 | 292.15 | 331.95 |
| III Other Revenue | | 61.76 | 118.74 | 102.29 | 129.98 | 167.23 | 151.30 |
| GRAND TOTAL (I+II+III) | | 836.55 | 1024.99 | 1159.46 | 1349.29 | 1565.14 | 1769.46 |

1.2 RECEIPTS ON REVENUE ACCOUNT (Concl'd)

(Rs. Crores)

| Sr. No. | Item | 1985—86 | 1986—87 | 1987—88 | 1988—89 | 1989—90 R. E. | 1990—91 Modified B. E. |
|------------|--------------------------------------|----------------|----------------|----------------|----------------|------------------|------------------------------|
| 1 | 2 | 9 | 10 | 11 | 12 | 13 | 14 |
| I | Tax Revenue | | | | | | |
| A | Share in Central Taxes | | | | | | |
| | (1) Income Tax | 81.38 | 35.94 | 113.69 | 121.22 | 169.39 | 192.66 |
| | (2) Estate Duty | 0.72 | 0.38 | 0.33 | 0.07 | — | — |
| | (3) Union Excise Duty | 197.02 | 86.89 | 246.60 | 276.52 | 310.62 | 367.81 |
| | Total—A | 279.12 | 123.21 | 360.62 | 397.81 | 480.01 | 560.47 |
| B | State Taxes | | | | | | |
| | (1) Taxes on Profession, etc. | 18.61 | 21.51 | 26.68 | 30.43 | 38.34 | 46.92 |
| | (2) Land Revenue | 17.25 | 21.14 | 18.83 | 25.62 | 28.00 | 30.00 |
| | (3) Stamp and Registration | 47.38 | 52.84 | 67.69 | 86.39 | 95.00 | 110.00 |
| | (4) State Excise | 5.67 | 6.47 | 8.45 | 10.50 | 12.12 | 13.50 |
| | (5) Sales Tax | 690.69 | 864.50 | 1020.36 | 1294.62 | 1550.00 | 1675.00 |
| | (a) Central Sales Tax | 145.09 | 174.77 | 199.16 | 304.78 | 278.41 | 314.00 |
| | (b) State Sales Tax | 545.58 | 642.04 | 801.01 | 818.95 | 1095.62 | 1179.00 |
| | (c) Others | 0.02 | 47.69 | 20.19 | 170.89 | 175.97 | 182.00 |
| | (6) Taxes on vehicles | 41.37 | 53.40 | 101.89 | 70.16 | 85.00 | 90.42 |
| | (7) Taxes on Goods and Passengers | 58.81 | 53.92 | 88.27 | 100.94 | 99.16 | 106.74 |
| | (8) Electricity Duties | 118.31 | 113.92 | 133.88 | 189.61 | 162.47 | 271.39 |
| | (9) Entertainment Tax | 40.10 | 37.77 | 37.80 | 34.84 | 34.90 | 34.58 |
| | (10) Other Taxes and Duties | 36.81 | 38.74 | 21.72 | 27.90 | 28.30 | 34.12 |
| | Total—B | 1075.00 | 1264.21 | 1525.57 | 1871.01 | 2133.29 | 2412.67 |
| | Total—I | 1354.12 | 1387.42 | 1886.19 | 2268.82 | 2613.30 | 2973.14 |
| II | State Non-Tax Revenue | 327.18 | 557.03 | 454.87 | 572.90 | 600.01 | 612.69 |
| III | Other Revenue | 221.18 | 215.27 | 465.41 | 393.97 | 307.67 | 456.97 |
| | GRAND TOTAL (I+ II +III) | 1902.48 | 2159.72 | 2806.47 | 3235.69 | 3520.98 | 4042.80 |

RECEIPTS ON REVENUE ACCOUNT



1.3 RECEIPTS ON CAPITAL ACCOUNT

(Rs. Crores)

| Sr. No. | Item | 1979—80 | 1980—81 | 1981—82 | 1982—83 | 1983—84 | 1984—85 |
|----------|--|---------------|---------------|---------------|---------------|---------------|---------------|
| 1 | 2 | 3 | 4 | 5 | 6 | 7 | 8 |
| I | Public Debt | | | | | | |
| A | Internal Debt of the State Government | 31.62 | 111.13 | 162.87 | 106.33 | 302.44 | 155.09 |
| B | Loans and Advances from the Central Government | 134.43 | 163.50 | 219.86 | 356.96 | 290.23 | 319.97 |
| | Total—I | 166.05 | 274.63 | 382.73 | 463.29 | 592.67 | 475.06 |
| II | Recovery of Loans and Advances | 28.24 | 37.48 | 54.25 | 67.75 | 54.19 | 51.80 |
| III | Other Receipts | 0.07 | 70.00 | 2.28 | 60.68 | 65.00 | 15.34 |
| | Total—II+III | 28.31 | 107.48 | 56.53 | 128.43 | 119.19 | 67.14 |
| | GRAND TOTAL (I+II+III) | 194.36 | 382.11 | 439.26 | 591.72 | 711.86 | 542.20 |

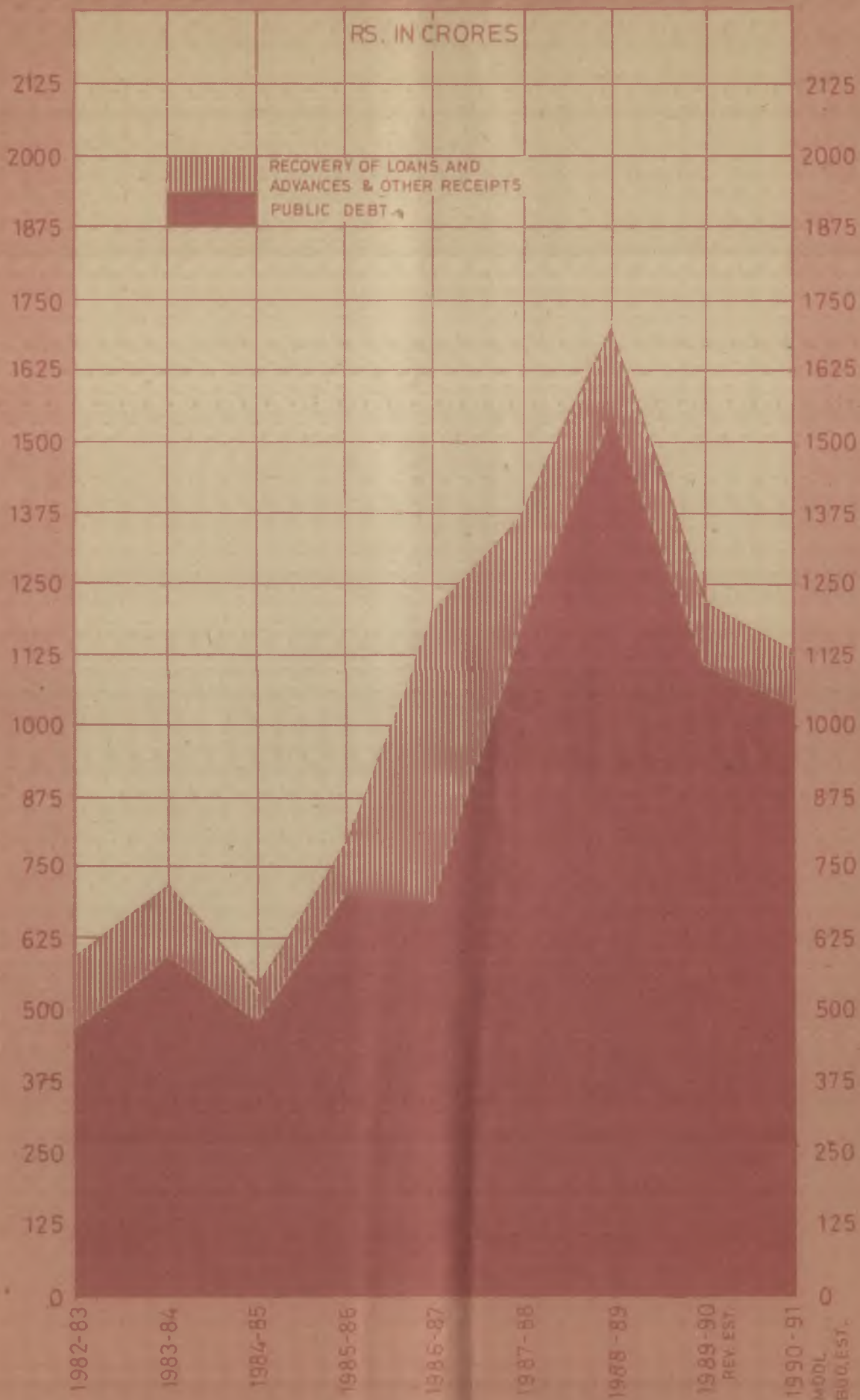
5

1.3 RECEIPTS ON CAPITAL ACCOUNT (Concl'd.)

(Rs. Crores)

| Sr. No. | Item | 1985—86 | 1986—87 | 1987—88 | 1988—89 | 1989—90 R. E. | 1990—91 Modified B. E. |
|----------------------|---|---------------|----------------|----------------|----------------|------------------|------------------------------|
| 1 | 2 | 9 | 10 | 11 | 12 | 13 | 14 |
| I Public Debt | | | | | | | |
| | A Internal Debt of the State Government | 175.99 | 108.88 | 432.84 | 787.90 | 290.56 | 201.49 |
| | B Loans and Advances from the Central Government | 525.99 | 577.45 | 746.18 | 754.40 | 812.92 | 831.52 |
| | Total—I | 701.98 | 686.33 | 1179.02 | 1542.30 | 1103.48 | 1033.01 |
| | II Recovery of Loans and Advances | 44.12 | 76.78 | 100.25 | 172.71 | 125.28 | 102.82 |
| | III Other Receipts | 45.00 | 435.67 | 100.00 | 0.96 | 0.01 | 0.01 |
| | Total—II+III | 89.12 | 512.45 | 200.25 | 173.67 | 125.29 | 102.83 |
| | GRAND TOTAL (I+II+III) | 791.10 | 1198.78 | 1379.27 | 1715.97 | 1228.77 | 1135.84 |

RECEIPTS ON CAPITAL ACCOUNT



1.4 EXPENDITURE ON REVENUE ACCOUNT

(Rs. Crores)

| Sr. No. | Item | 1979—80 | 1980—81 | 1981—82 | 1982—83 |
|--|--|---------|---------|---------|---------|
| 1 | 2 | 3 | 4 | 5 | 6 |
| I Development Expenditure | | | | | |
| A Social and Community Services | | | | | |
| 1 | Education, Art and Culture, Scientific Services and Research | 159.20 | 180.35 | 204.50 | 247.10 |
| 2 | Medical, Family Planning, Public Health, Sanitation and Water Supply | 70.40 | 73.64 | 94.99 | 109.16 |
| 3 | Housing | 7.80 | 10.72 | 12.72 | 18.55 |
| 4 | Labour and Employment | 6.29 | 3.38 | 14.98 | 17.23 |
| 5 | Social Security and Welfare | 30.82 | 45.29 | 51.71 | 62.06 |
| 6 | Relief on account of Natural calamities | 43.16 | 35.76 | 26.55 | 101.46 |
| 7 | Others | 9.84 | 10.67 | 11.49 | 14.96 |
| Total—A | | 327.51 | 359.81 | 416.94 | 570.52 |
| B Economic Services | | | | | |
| 1 | General Economic Services | 13.44 | 15.90 | 19.62 | 22.97 |
| 2 | Agriculture and Allied Services | 100.61 | 147.11 | 154.63 | 170.36 |
| 3 | Industry and Minerals | 16.06 | 19.85 | 25.62 | 27.62 |
| 4 | Water and Power Development | 52.14 | 72.86 | 89.34 | 115.35 |
| 5 | Transport and Communica- tion | 24.65 | 43.91 | 74.64 | 80.83 |
| Total—B | | 206.90 | 299.63 | 363.85 | 417.13 |
| Total—I | | 534.41 | 659.44 | 780.79 | 987.65 |

1.4 EXPENDITURE ON REVENUE ACCOUNT (Contd.)

(Rs. Crores)

| Sr. No. | Item | 1979—80 | 1980—81 | 1981—82 | 1982—83 |
|------------|---|---------------|---------------|----------------|----------------|
| 1 | 2 | 3 | 4 | 5 | 6 |
| II | Non Development Expenditure | | | | |
| A | General Services | 9.51 | 9.27 | 8.32 | 9.69 |
| B | Fiscal Services | 55.85 | 41.03 | 14.28 | 16.30 |
| C | Interest Payment and Servicing of Debt | 44.75 | 68.56 | 81.72 | 99.67 |
| D | Administrative Services | 74.75 | 97.02 | 116.65 | 117.01 |
| E | Pension and Miscellaneous General Services | 18.09 | 22.21 | 30.13 | 44.87 |
| | Total—II | 202.95 | 238.09 | 251.10 | 287.54 |
| III | Other Expenditure | 6.89 | 5.73 | 7.26 | 7.84 |
| | GRAND TOTAL (I+II+III) | 744.25 | 903.26 | 1039.15 | 1283.03 |

∞

1.4 EXPENDITURE ON REVENUE ACCOUNT (Contd.)

(Rs. Crores)

| Sr. No. | Item | 1983—84 | 1984—85 | 1985—86 |
|--|--|----------------|----------------|----------------|
| 1 | 2 | 7 | 8 | 9 |
| I Development Expenditure | | | | |
| A Social and Community Services | | | | |
| 1 | Education, Art and Culture, Scientific Services and Research | 297.28 | 417.10 | 474.10 |
| 2 | Medical, Family Planning, Public Health, Sanitation and Water Supply | 128.45 | 149.11 | 172.19 |
| 3 | Housing | 17.26 | 19.66 | 25.80 |
| 4 | Labour and Employment | 20.49 | 39.58 | 49.42 |
| 5 | Social Security and Welfare | 72.50 | 80.18 | 93.37 |
| 6 | Relief on account of Natural calamities | 50.38 | 20.23 | 26.91 |
| 7 | Others | 17.41 | 21.16 | 22.25 |
| Total—A | | 603.77 | 747.02 | 864.04 |
| B Economic Services | | | | |
| 1 | General Economic Services | 28.15 | 30.72 | 29.99 |
| 2 | Agriculture and Allied Services | 209.32 | 220.06 | 244.21 |
| 3 | Industry and Minerals | 33.60 | 39.83 | 31.10 |
| 4 | Water and Power Development | 146.80 | 160.41 | 197.48 |
| 5 | Transport and Communications | 78.65 | 101.03 | 110.00 |
| Total—B | | 496.52 | 552.05 | 612.78 |
| Total—I | | 1100.29 | 1299.07 | 1476.82 |

1.4 EXPENDITURE ON REVENUE ACCOUNT (Contd.)

(Rs. Crores)

| Sr. No. | Item | 1983—84 | 1984—85 | 1985—86 |
|---------------------------------------|---|----------------|----------------|----------------|
| 1 | 2 | 7 | 8 | 9 |
| II Non-Development Expenditure | | | | |
| A | General Services | 13.49 | 18.39 | 16.30 |
| B | Fiscal Services | 19.53 | 22.01 | 23.55 |
| C | Interest Payment and Servicing of Debt | 117.18 | 146.16 | 187.56 |
| D | Administrative Services | 122.99 | 149.24 | 186.98 |
| E | Pension and Miscellaneous General Services | 44.57 | 57.39 | 68.34 |
| | Total—II | 317.76 | 393.19 | 482.73 |
| III Other Expenditure | | 8.06 | 8.94 | 12.84 |
| | GRAND TOTAL (I+II+III) | 1426.11 | 1701.20 | 1972.39 |

1.4 EXPENDITURE ON REVENUE ACCOUNT (Contd.)

(Rs. Crores)

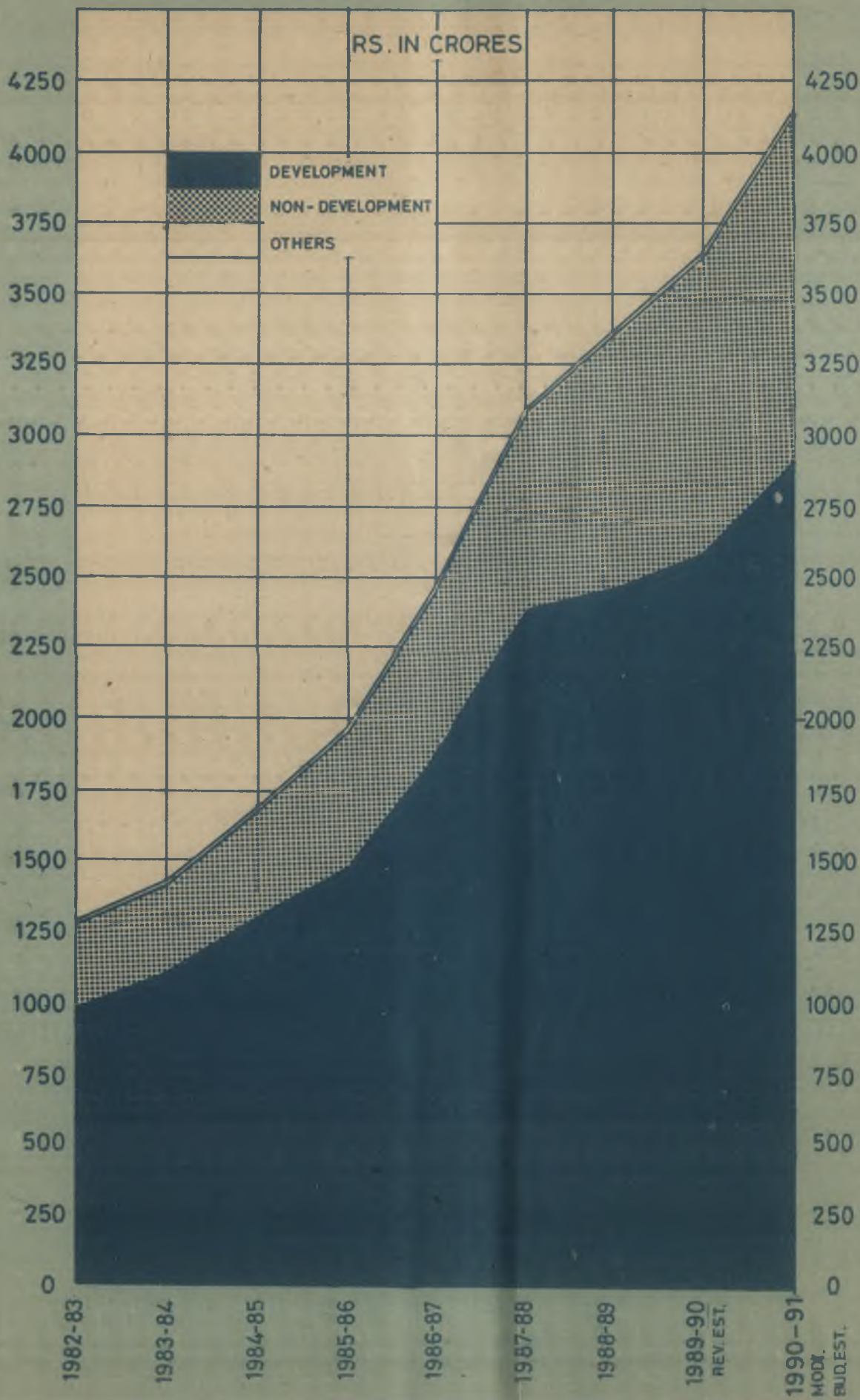
| Sr. No. | Item | 1986-87 | 1987-88 | 1988-89 | 1989-90 R.E. | 1990-91 Modified B.E. |
|----------------------------------|--|----------------|----------------|---------|-----------------|-----------------------------|
| 1 | 2 | 10 | 11 | 12 | 13 | 14 |
| I Development Expenditure | | | | | | |
| A Social Services | | 973.80 | 1199.62 | 1279.16 | 1471.08 | 1591.14 |
| 1 | Education, Sports, Art and Culture | 468.76 | 574.50 | 689.47 | 800.57 | 901.73 |
| 2 | Health and Family Welfare | 162.78 | 175.63 | 207.96 | 240.67 | 248.00 |
| 3 | Water Supply, Sanitation, Housing and Urban Development | 104.34 | 131.42 | 91.61 | 123.49 | 111.64 |
| 4 | Information and Broadcasting | 5.04 | 5.22 | 6.98 | 8.09 | 11.98 |
| 5 | Welfare of Scheduled Castes, Scheduled Tribes and other Backward Classes | 51.52 | 60.05 | 71.77 | 93.91 | 94.91 |
| 6 | Labour and Labour Welfare | 42.30 | 40.22 | 54.09 | 36.63 | 39.53 |
| 7 | Social Welfare and Nutrition | 135.75 | 208.54 | 152.85 | 161.50 | 178.13 |
| 8 | Others | 3.31 | 4.04 | 4.43 | 6.22 | 5.22 |
| B Economic Services | | 908.73 | 1185.31 | 1183.88 | 1110.72 | 1316.07 |
| 1 | Agriculture and Allied Activities | 128.29 | 206.41 | 275.76 | 197.40 | 234.27 |
| 2 | Rural Development | 149.50 | 182.66 | 194.06 | 187.82 | 285.50 |
| 3 | Special Areas Programmes | 7.66 | 8.27 | 10.17 | 11.27 | 11.28 |
| 4 | Irrigation and Flood Control | 388.19 | 496.58 | 460.91 | 357.98 | 375.92 |
| 5 | Energy | 5.60 | 3.40 | 3.76 | 63.96 | 146.13 |
| 6 | Industry and Minerals | 42.96 | 53.20 | 50.10 | 73.56 | 74.15 |
| 7 | Transport | 158.16 | 196.33 | 148.37 | 167.11 | 139.46 |
| 8 | Communications | 0.02 | 0.03 | 0.04 | 0.01 | 0.01 |
| 9 | Science, Technology and Environment | 0.01 | 0.06 | 0.13 | 0.70 | 0.42 |
| 10 | General Economic Services | 28.34 | 38.37 | 40.58 | 50.91 | 48.93 |
| Total-I | | 1882.53 | 2384.93 | 2463.04 | 2581.80 | 2907.21 |

1.4 EXPENDITURE ON REVENUE ACCOUNT (Concl'd.)

(Rs. Crores)

| Sr. No. | Item | 1986-87 | 1987-88 | 1988-89 | 1989-90 R.E. | 1990-91 Modified B.E. |
|---------------------------------------|---|----------------|----------------|----------------|-----------------|-----------------------------|
| 1 | 2 | 10 | 11 | 12 | 13 | 14 |
| II Non Development Expenditure | | | | | | |
| | A General Services | 16.52 | 20.20 | 25.40 | 39.96 | 31.12 |
| | B Fiscal Services | 25.48 | 33.01 | 35.26 | 39.85 | 48.26 |
| | C Interest Payment and Servicing of Debt | 243.99 | 308.17 | 389.66 | 478.24 | 577.46 |
| | D Administrative Services | 204.56 | 234.16 | 272.21 | 309.57 | 314.03 |
| | E Pension and Miscellaneous General Services | 81.57 | 97.90 | 162.37 | 175.13 | 247.21 |
| | Total-II | 572.12 | 693.44 | 884.90 | 1042.75 | 1218.08 |
| | III Other Expenditure | 14.59 | 14.70 | 14.46 | 15.45 | 16.47 |
| | GRAND TOTAL (I+II+III) | 2469.24 | 3093.07 | 3362.40 | 3640.00 | 4141.76 |

EXPENDITURE ON REVENUE ACCOUNT



1.5 EXPENDITURE ON CAPITAL ACCOUNT

(Rs. Crores)

| Sr. No. | Item | 1979—80 | 1980—81 | 1981—82 | 1982—83 |
|--|--|---------------|---------------|---------------|---------------|
| 1 | 2 | 3 | 4 | 5 | 6 |
| I Development Expenditure | | | | | |
| A Social and Community Services | | | | | |
| 1 | Education, Art and Culture | 2.25 | 1.03 | 1.27 | 1.44 |
| 2 | Medical, Family Planning, Public Health, Sanitation and Water Supply | 12.12 | 14.78 | 14.72 | 21.20 |
| 3 | Housing | 5.92 | 11.38 | 10.60 | 16.32 |
| 4 | Others | 13.77 | 11.31 | 12.04 | 19.43 |
| Total—A | | 34.06 | 38.50 | 38.63 | 58.39 |
| B Economic Services | | | | | |
| 1 | General Economic Services | 35.37 | 23.85 | 17.53 | 10.88 |
| 2 | Agriculture and Allied Services | 19.65 | 11.25 | 26.47 | 39.79 |
| 3 | Industry and Minerals | 33.18 | 18.92 | 33.74 | 26.79 |
| 4 | Water and Power Development | 162.46 | 203.48 | 220.22 | 271.21 |
| 5 | Transport and Communications | 20.38 | 49.55 | 38.10 | 56.00 |
| Total—B | | 271.04 | 307.05 | 336.06 | 404.67 |
| Total—I | | 305.10 | 345.55 | 374.69 | 463.06 |

1.5 EXPENDITURE ON CAPITAL ACCOUNT (Contd.)

(Rs. Crores)

| Sr. No. | Item | 1979—80 | 1980—81 | 1981—82 | 1982—83 |
|---------------------------------------|---|---------|---------|---------|---------|
| 1 | 2 | 3 | 4 | 5 | 6 |
| II Non-Development Expenditure | | | | | |
| A | General Services | 0.06 | 0.04 | N | 0.01 |
| B | Public Debt | | | | |
| 1 | Internal Debt of the State Government | 13.24 | 74.83 | 143.81 | 104.92 |
| 2 | Loans and Advances from the Central Government | 19.21 | 45.37 | 76.04 | 79.39 |
| | Total—B | 32.45 | 120.20 | 219.85 | 184.31 |
| C | Loans and Advances by the State Government | 38.62 | 60.40 | 53.79 | 47.52 |
| D | Other Expenditure | 0.01 | 70.01 | N | 60.01 |
| | Total—II | 71.14 | 250.65 | 273.64 | 291.85 |
| | GRAND TOTAL (I+II) | 376.24 | 596.20 | 648.33 | 754.91 |

1.5 EXPENDITURE ON CAPITAL ACCOUNT (Contd.)

(Rs. Crores)

| Sr. No. | Item | 1983—84 | 1984—85 | 1985—86 |
|--|--|---------|---------|---------|
| 1 | 2 | 7 | 8 | 9 |
| I Development Expenditure | | | | |
| A Social and Community Services | | | | |
| | 1 Education, Art and Culture | 1.43 | 1.22 | 1.64 |
| | 2 Medical, Family Planning, Public Health, Sanitation and Water Supply | 29.59 | 46.86 | 45.97 |
| | 3 Housing | 14.90 | 19.46 | 19.35 |
| | 4 Others | 10.83 | 17.06 | 14.01 |
| | Total—A | 56.75 | 84.60 | 80.97 |
| B Economic Services | | | | |
| | 1 General Economic Services | 10.31 | 21.72 | 13.66 |
| | 2 Agriculture and Allied Services | 44.47 | 54.19 | 42.86 |
| | 3 Industry and Minerals | 29.46 | 34.25 | 41.03 |
| | 4 Water and Power Development | 354.91 | 348.07 | 221.20 |
| | 5 Transport and Communications | 47.92 | 46.58 | 32.01 |
| | Total—B | 487.07 | 504.81 | 350.76 |
| | Total—I | 543.82 | 589.41 | 431.73 |

1.5 EXPENDITURE ON CAPITAL ACCOUNT (Contd.)

(Rs. Crores)

| Sr. No. | Item | 1983—84 | 1984—85 | 1985—86 |
|---------------------------------------|---|---------|---------|---------|
| 1 | 2 | 7 | 8 | 9 |
| II Non-Development Expenditure | | | | |
| | A General Services | N | 0.19 | 0.35 |
| | B Public Debt | | | |
| | 1 Internal Debt of the State Government | 274.24 | 81.66 | 178.76 |
| | 2 Loans and Advances from the Central Government | 69.25 | 75.05 | 130.91 |
| | Total—B | 343.49 | 156.71 | 309.67 |
| | C Loans and Advances by the State Government | 47.01 | 50.66 | 55.30 |
| | D Other Expenditure | 75.01 | 15.00 | 45.00 |
| | Total—II | 465.51 | 222.56 | 410.32 |
| | GRAND TOTAL (I+II) | 1009.33 | 811.97 | 842.05 |

1.5 EXPENDITURE ON CAPITAL ACCOUNT (Contd.)

(Rs. Crores)

| Sr. No. | Item | 1986-87 | 1987-88 | 1988-89 | 1989-90 R. E. | 1990-91 Modified B. E. |
|----------------------------------|--|---------------|---------------|---------------|------------------|------------------------------|
| 1 | 2 | 10 | 11 | 12 | 13 | 14 |
| I Development Expenditure | | | | | | |
| A | Social Services | 115.81 | 145.21 | 103.63 | 95.57 | 110.19 |
| 1 | Education, Sports, Art and Culture | 1.97 | 5.52 | 4.59 | 11.38 | 18.11 |
| 2 | Health and Family Welfare | 4.06 | 1.71 | 1.10 | 0.85 | 2.25 |
| 3 | Water Supply, Sanitation, Housing and Urban Development | 96.31 | 120.05 | 78.48 | 72.56 | 79.55 |
| 4 | Information and Broadcasting | 0.10 | 0.05 | 0.06 | — | 0.25 |
| 5 | Welfare of Scheduled Castes, Scheduled Tribes and Other Backward Classes | 2.08 | 4.65 | 4.60 | 6.80 | 5.67 |
| 6 | Social Welfare and Nutrition | 0.50 | 0.39 | 0.52 | 1.00 | 1.44 |
| 7 | Others | 10.79 | 12.84 | 14.28 | 2.98 | 2.92 |
| B | Economic Services | 480.79 | 544.53 | 592.77 | 697.73 | 829.51 |
| 1 | Agriculture and Allied Services | 59.42 | 44.08 | 53.99 | 54.67 | 63.75 |
| 2 | Rural Development | N | 0.09 | 0.06 | 0.03 | 0.20 |
| 3 | Special Areas Programmes | N | 0.01 | (—)0.14 | 0.08 | 0.11 |
| 4 | Irrigation and Flood Control | 143.02 | 182.89 | 193.20 | 269.60 | 308.80 |
| 5 | Energy | 168.52 | 191.79 | 222.44 | 241.52 | 314.15 |
| 6 | Industry and Minerals | 74.57 | 82.13 | 78.90 | 28.92 | 63.57 |
| 7 | Transport | 31.90 | 37.95 | 39.49 | 88.28 | 65.79 |
| 8 | General Economic Services | 3.36 | 5.59 | 4.83 | 14.63 | 13.14 |
| Total—I | | 596.60 | 689.74 | 696.40 | 793.30 | 939.70 |

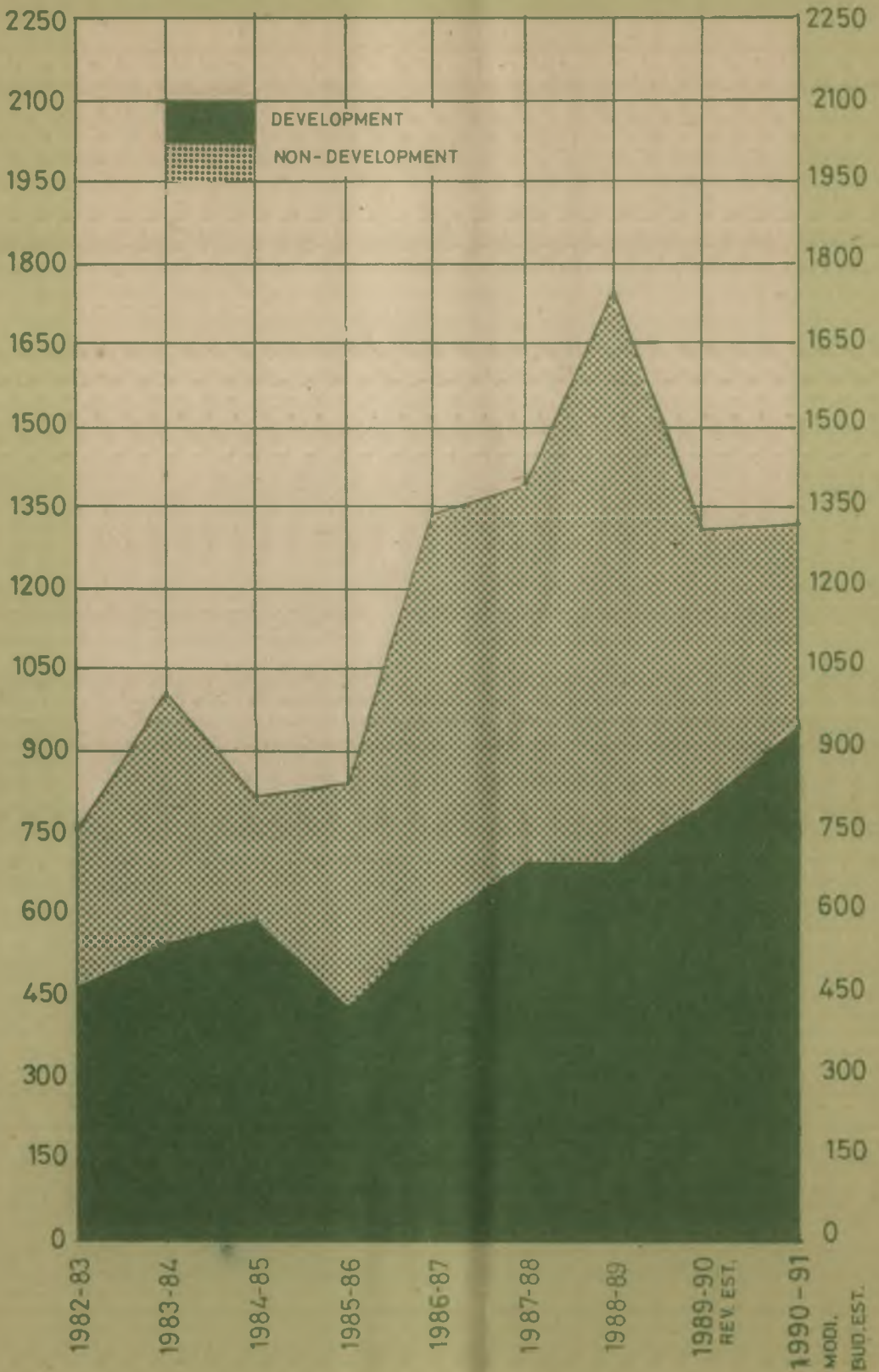
1.5 EXPENDITURE ON CAPITAL ACCOUNT (Concl'd.)

(Rs. Crores)

| Sr. No. | Item | 1986-87 | 1987-88 | 1988-89 | 1989-90 R.E. | 1990-91 Modified B. E. |
|---------------------------------------|---|----------------|----------------|----------------|-----------------|------------------------------|
| 1 | 2 | 10 | 11 | 12 | 13 | 14 |
| II Non-Development Expenditure | | | | | | |
| A | General Services | 0.81 | 0.37 | 0.37 | 0.96 | 1.45 |
| B | Public Debt | | | | | |
| | 1 Internal Debt of the State Government | 68.49 | 321.30 | 756.58 | 208.13 | 109.96 |
| | 2 Loans and Advances from the Central Government | 160.10 | 180.79 | 203.72 | 179.65 | 206.82 |
| | Total—B | 228.59 | 502.09 | 960.30 | 387.78 | 316.78 |
| C | Loans and Advances by the State Government | 70.98 | 99.31 | 84.72 | 106.76 | 65.05 |
| D | Other Expenditure | 435.00 | 100.68 | (-)0.68 | 20.01 | 0.01 |
| | Total—II | 735.38 | 702.45 | 1044.71 | 515.51 | 383.29 |
| | GRAND TOTAL (I+II) | 1331.98 | 1392.19 | 1741.11 | 1308.81 | 1322.99 |

EXPENDITURE ON CAPITAL ACCOUNT

RS. IN CRORES

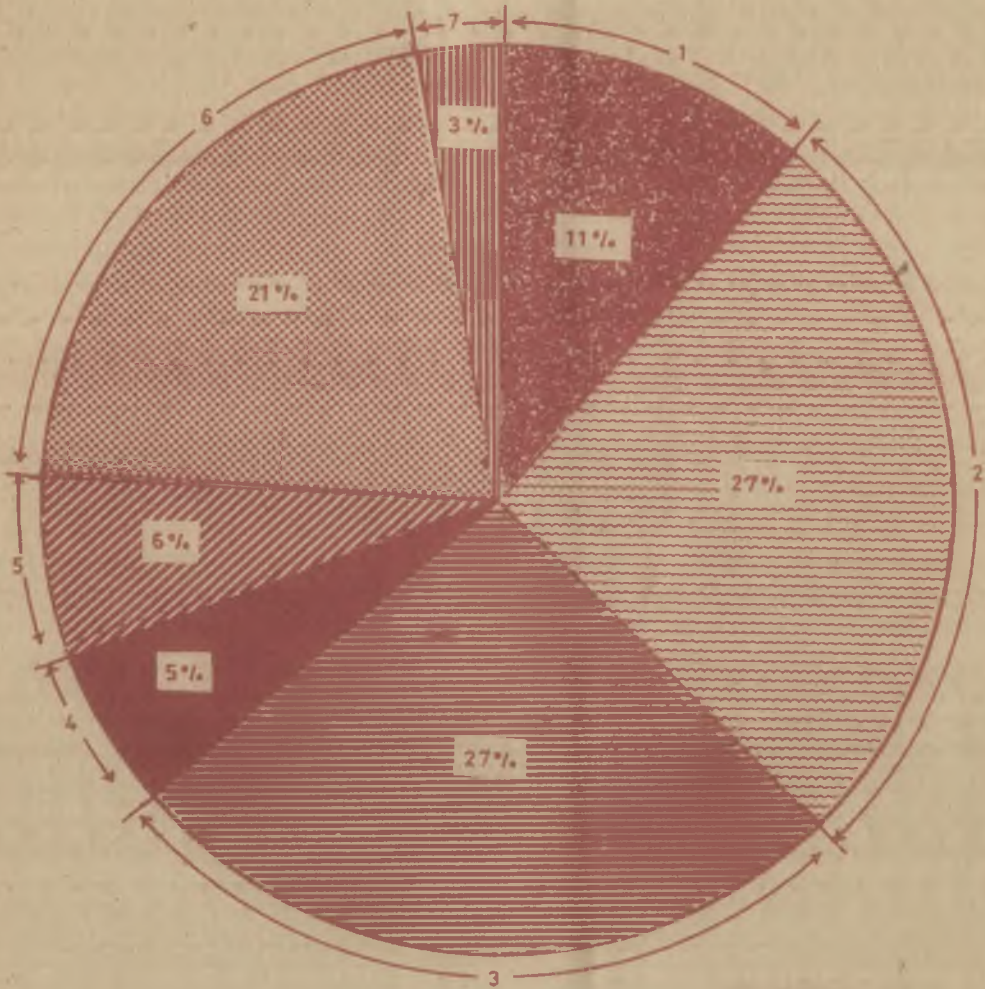


1.6 STATE'S ANNUAL PLAN

1.6 STATE'S ANNUAL PLAN 1990-91

| Sr. No. | Sector of Development | | | | | | Total Plan Outlay Rs. in crores | Percentage to total outlay |
|--------------|--|----|----|----|----|----|---------------------------------------|----------------------------------|
| 1 | 2 | | | | | | 3 | 4 |
| 1 | Agriculture and Allied Services and Rural Development | .. | .. | .. | .. | .. | 158.86 | 10.95 |
| 2 | Irrigation and Flood Control | .. | .. | .. | .. | .. | 383.40 | 26.42 |
| 3 | Energy | .. | .. | .. | .. | .. | 384.00 | 26.47 |
| 4 | Industries and Minerals | .. | .. | .. | .. | .. | 78.37 | 5.40 |
| 5 | Transport and Communication | .. | .. | .. | .. | .. | 92.75 | 6.39 |
| 6 | Social and Community Services | .. | .. | .. | .. | .. | 308.73 | 21.28 |
| 7 | Science and Technology, General Economic Services and General Services | .. | .. | .. | .. | .. | 44.89 | 3.09 |
| Total | | | | | | | 1451.00 | 100.00 |

STATE'S ANNUAL PLAN 1990-91



PERCENTAGE TO
TOTAL

| | |
|--|----|
| 1 AGRICULTURE ALLIED SERVICES AND RURAL DEVELOPMENT | 11 |
| 2 IRRIGATION AND FLOOD CONTROL | 27 |
| 3 ENERGY | 27 |
| 4 INDUSTRIES AND MINERALS | 5 |
| 5 TRANSPORT AND COMMUNICATIONS | 6 |
| 6 SOCIAL AND COMMUNITY SERVICES | 21 |
| 7 SCIENCE AND TECHNOLOGY ECONOMIC AND GENERAL SERVICES | 3 |

100

NIEPA DC



D05415