



# SPECIAL COMPONENT PLAN 1984-85

---

GOVERNMENT OF MADHYA PRADESH  
TRIBAL, HARIJAN AND BACKWARD CLASSES WELFARE  
DEPARTMENT

---

FEBRUARY 1984

NIEPA DC



D01695

Sub. [unclear] Unit  
[unclear] [unclear] [unclear]  
[unclear] [unclear] [unclear]  
[unclear] [unclear] [unclear] hi-110016  
I.C.C. P. 1695.....  
Date..... 25/10/84..



111 UNDER SPECIAL COMPONENT PLAN  
(HARIJAN PREDOMINANT AREA)

NAGRIK SHIKSHA PROJECTS

<u>Sl. NO.</u>	<u>NAME OF THE DISTT.</u>	<u>NAME OF THE PROJECT</u> <u>HEAD QUARTER</u>	<u>YEAR</u>
1	2	3	4
1.	Ujjain	Barnagar	80-81
2.	Ujjain	Khechrod	83-84
3.	Shajapur	Shajapur	80-81
4.	Rajgarh	Narsinghgarh	80-81
5.	Hoshangabad	Piperiya	83-84
6.	Bhind	Bhind	80-81
7.	Chhindwara	Bichiya	83-84
8.	Shivpuri	Shivpuri	80-81
9.	Guna	Guna	80-81
10.	Balaghat	Behar	80-81
11.	Narsinghpur	Narsinghpur	80-81
12.	Chhindwara	Sonsar	83-84
13.	Durg	Durg	80-81
14.	Sagar	Jaisinagar	80-81
15.	Tikamgarh	Baldeogarh	80-81
16.	Panna	Ajaygarh	80-81
17.	Damoh	Damoh	80-81
18.	Sidhi	Sinhawal	80-81

RURAL FUNCTIONAL LITERACY PROJECTS

1.	Hoshangabad	Harua	84-85
2.	Shivpuri	Karera, Khamidham	86-87
3.	Shajapur	Pochnar	
		Agan, Bauda,	86-87

B.. CENTRAL SECTOR LIST OF EXISTING RURAL FUNCTIONAL LITERACY  
PROJECTS

1.	Indore	Indore	78-79
2.	Dhar	Dhar	79-80
3.	Jhabua	Meghnagar	84-85
4.	Jhabua	Jhabua	84-85
5.	Jhabua	Alirajpur	84-85
6.	Khargone	Khargone	82-83
7.	Khandwa	Khandwa	84-85
8.	Ujjain	Ujjain	84-85
9.	Dewas	Dewas	78-79
10.	Shajapur	Shajapur	82-83
11.	Ratlam	Ratlam	84-85
12.	Mandsaur	Mandsaur	78-79
13.	Bhopal.	Bhopal	84-85
14.	Dehore	Budna.	78-79
15.	Raisen	Raisen	82-83
16.	Vidhisha	Basoda	78-79
17.	Rajgarh	Rajgarh	82-83
18.	Rajgarh	Biora	84-85

SPECIAL COMPONENT PLAN

1984-85

CONTENTS

Chapters:

I.	A Profile of the Scheduled Castes	1 - 5
II.	Implementation, Monitoring & Evaluation	6 - 10
III.	Schemes under Twenty Point Programme	11 - 10
IV.	Programmes for the Most Vulnerable Groups	19 - 22
V.	Past Efforts (1980-84)	23 - 30
VI.	Programme-Strategy for 1984-85	31 - 38
VII.	Sectoral Programmes for 1984-85	39 - 73
	Agriculture . . . . .	39
	Minor Irrigation (Irrigation Department)	44
	Land Reforms . . . . .	45
	Area Development ..	46
	Animal Husbandry ..	46
	Dairy Development .	48
	Fisheries . . . . .	48
	Forests . . . . .	50
	Community Development	51
	Rural Development ..	52
	Co-operation . . . . .	53
	Power . . . . .	54

Contd. II

- II -

Industries . . . .	55
The M.P. Leather Development Corporation (M.P.L.D.C.)	56
The Hastshilp Vikas Nigam	57
Roads & Bridges ..	58
School Education .	59
Collegiate Education	60
Technical Education	60
Social Welfare, Social Education & Nutrition	61
Youth Welfare . . . .	62
Public Health . . . .	62
Drinking Water ...	64
Rural Housing . . . .	65
Housing Board . . . .	65
Urban Development.	66
Local Bodies Development	67
Information & Publicity	68
Labour Welfare & Craftsmen training	68
Backward Classes Welfare - Harijan Development	70
M.P. Rajya Antyavaysaee Sahkari Vikas Nigam	71

Contd. III

Annexures:

I.	Abstract of year-wise provisions and Expenditure from the State Plan	74 - 85
II.	Yearwise / Sectorwise / Schemewise provisions and Expenditure from the State Plan (SCP-I)	86 -153
III.	Sectorwise/Schemewise/yearwise utilisation of financial resources from Special Central Assistance	154 -165
IV.	Targets and Achievements from Special Central Assistance	166 -179
V.	Yearwise/Sectorwise/schemewise Physical Targets and Achievements (80-84) and Proposals for 1984-85 (SCP-II)	180 -206
VI.	Families helped in crossing the Poverty line	207 -216
VII.	Special Component Plan 1984-85 Budget provisions under Demand-64	217 -219
VIII.	List of Districts having 20% or more Scheduled Caste population according to 1981 Census	220

Map & Diagrams:

1.	State Map showing Districts having 20% or more Scheduled Caste population	Facing page One
2.	Scheduled Caste families assisted during 1983-84 (Feb.1984) under Point No.7 of 20 Point Programme	After page 13

- IV -

- |    |   |               |
|----|---|---------------|
| 3. | Target of assisting Scheduled Caste families during 1984-85 under Point No.7 of 2C- Point Programme | After page 13 |
| 4. | Provisions & Expenditure under Special Component Plan   | After page 23 |
| 5. | Flow to the Special Component Plan from the divisible outlay  | After page 24 |
| 6. | Coverage of the Scheduled Caste families  | After page 26 |
| 7. | Categorywise Scheduled Caste families helped during 1980-84 under Special Component Plan            | After page 28 |
| 8. | Size of the Special Component Plan 1984-85  | After page 37 |
| 9. | Investments under Agriculture Sector (1980-85)  | After page 42 |

oO!Oo



# MADHYA PRADESH



**INDEX**

- STATE BOUNDARY 
- DISTRICT BOUNDARY 
- SHOWING 20% SCHEDULED CASTE POPULATION 

## CHAPTER - I

### A Profile of the Scheduled Castes

According to the 1981 Census, the total population of the Scheduled Castes in Madhya Pradesh is 73.59 lakhs which forms 14.10% part of the total population of the State. Thus, there are about 14.72 lakh Scheduled Caste families in the State, according to the general norm of 5 persons comprising a family.

Occupational categorization amongst the Scheduled Castes is shown in the Table below :-

(Figures in lakhs)  
( 1981 Census )

Category of occupation	Rural	% of Col. No.2 to 6	Urban	% of Col. No.4 to 6	Total
1.	2.	2.3.	4.	5.	6.
Total population	60.40	02.07	13.19	17.93	73.59
Workers	25.69	86.12	4.14	13.80	29.83
Cultivators	10.81	97.92	0.23	2.88	11.04
Agricultural	11.06	95.84	0.48	4.16	11.54

As per 1971 Census, 8.94% of the total Scheduled Caste population was reported to be living in urban areas which has now increased to 13.19%.

The literacy percentage among the Scheduled Castes as per 1981 Census is as follows :-

	1971	1981	1971	1981	1971	1981
Total	Persons		Male		Female	
(In the State) %	12.49	18.97	20.58	30.25	3.88	6.07
Rural %	10.39	15.37	17.81	25.99	2.57	4.07
Urban %	27.09	35.47	39.35	49.40	13.33	20.00

In Madhya Pradesh there are 472 pockets in 42 districts (comprising 2396 villages) in which the percentage of the Scheduled Castes is more than 50. According to the 1981 Census, in 13 districts the percentage of the Scheduled Castes is 20 or more. There are 89 Blocks where the Scheduled Caste population is more than 20%.

Protective Measures :-

Under the Protection of Civil Rights Act, 1955, a Cell has been established in the State wide Tribal & Harijan Welfare Department notification No. F-4/13/70/2/25 dated 10th March, 1979. The basic work entrusted to the Cell is to take effective measures against untouchability.

As a first step towards the implementation of the Act, 1000 copies of the Act were printed and distributed to all the Police Stations, Collectors, Superintendents of Police and Officers of the Panchayat Department. 25,000 copies of the Act were printed in simple language and sent to all the districts for distribution in the rural areas. A State Level Seminar was organised on November, 1980 to discuss the problem of untouchability in which sociologists, educationists, religious leaders, psychologists, administrators and members of voluntary organisations participated.

Regular and effective publicity against untouchability is made through pamphlets, radio talks, films and voluntary organisations like the Harijan Sewak Sangh. Many sittings of the State Level Committee constituted under the Act have been held by now.

On the initiative of the Cell, 4 Mobile Courts have been established at Gwalior, Bhopal, Sagar and Bilaspur for dealing with the cases pertaining to atrocities against the Harijans. Crime figures pertaining to the last five years have been called <sup>for</sup> from all the districts for analysing the nature and frequency of crimes against the Scheduled Caste. The position of the cases pending in various courts under this Act is also reviewed by the Cell.

To create awareness among the police officials about the provisions of the Act, it has been included in <sup>the</sup> syllabus of the Police Training School, Sagar.

The M.P. Harijan Adiwasi Rahat Act, 1979, aims at providing immediate relief to the Harijans and the tribals who suffer physical injuries and losses in respect of property at the hands of the high castes.

There is a positive policy to promote inter-caste marriages, especially between Harijans and other caste-Hindus. A cash reward of Rs. 1000/- and a gold medal are given to the non-Harijan boy or girl marrying a Harijan. In addition, travelling Allowance to the place where award is to be given is also granted to such couple.

Section 9 of the M.P. Panchayat Act, 1962, provides that a person punished under the Protection of Civil Rights Act, 1955, will cease to hold an office in the Village Panchayat or of the high level elected bodies under the Act. His right to vote is also forfeited for a period of 5 years.

Legal Aid Scheme is in force in the entire State for providing necessary help to the Scheduled Castes and other Backward Classes. Benefits to harijans are made available through Legal Aid Advisory Committee constituted in the districts. 24961 Scheduled Castes have received benefits upto 1982-83. 15115 Scheduled Castes are targetted to receive benefits during 1983-84. It is proposed to benefit 17,000 Scheduled Castes during the year 1984-85. Posts of retainers<sup>superwise</sup> have been created in eight Districts of the State to the cases of the Tribals and Harijans

In each district one model Gram Panchayat is given a cash award of Rs. 3000/- for its efforts for the eradication of untouchability. At the Divisional level, 9 model Gram Panchayats are selected for an award of Rs. 5000/- each and a running shield.

Relaxation of Norms:

With a view to ascertaining the harijan predominant pockets, villages having 50% Scheduled Castes population according to 1971 Census were identified. A Scheduled Caste predominant pocket was delineated on the basis of the contiguous villages having a Scheduled Caste population of 50% or more. A few Departments were extending the benefits to the harijan families living in such pockets. The Government have

taken a conscious decision of extending schemes of direct economic benefits to all the Scheduled Caste families in the State wherever they are living.

Similarly, the infrastructural development and development of services, except under Irrigation sector, will now be taken up in those areas and villages which have a population of Scheduled Castes to the extent of 20% or more.

In respect of the irrigation works, the Government have decided to include those works under the Special Component Plan which :-

- (i) Benefit atleast 14% of the Scheduled Caste population or;
- (ii) 14% land in the command of these irrigation works belong to the Scheduled Castes.

Since the year 1984-85 happens to be the last year of the Sixth Five Year Plan period, the adoption of the above norms during this year will ensure the desired result of covering cent per-cent Scheduled Caste families in the VIIth Plan period under different schemes of Special Component Plan.

CHAPTER - II

Implementation, Monitoring & Evaluation

Implementation:

Earmarking of funds from different sectors out of their divisible State Plan resources for the development of the Scheduled Castes is the essence of the Special Component Plan. The normal field staff of the departments is utilised for the implementation of the schemes under the Special Component Plan. At the State level, each department has nominated an officer who looks after the SCP. The Forest Department has created a Cell to look after the planning and implementation of the departmental schemes in Tribal Sub-Plan area. In this Cell two officers, one from the Forest Department and another from the Tribal, Harijan & Backward Classes Welfare Deptt. have been posted. The proposal that this Cell should also look after the interests of the Scheduled Castes especially the 'Basors' is under consideration.

The Director, Harijan Development implements schemes not only for the development of the Scheduled Castes but also for the nomadic, semi-nomadic & the denotified communities. However, an Agency known as " Vimukta Jati Vikas Abhikaran " has also been registered at Guna during the year 1980-81 under the chairmanship of the Collector.

.. 7 ::

The details of this are available in Chapter-IV.

A separate Agency is contemplated to be set up exclusively for the welfare of the 'Banchhoras' and the 'Beras'.

The Madhya Pradesh Rajya Antyavavsayee-Sahkari Vikas Nigam (MPRASVN) has opened its branches in 34 districts of the State. In each branch at the district level the following staff is posted:

1. Executive Officer	-	One
2. Asstt. Executive Officer	-	One
3. Senior Inspector	-	One
4. Accountant	-	One
5. Lower Division Clerk		One

The MPRASVN is planning to open its branches in the remaining districts of the State.

A District Antyav avsayee Sahkari Vikas Samiti has been set up at the district level. The Collector has been designated as the Chairman of the Samiti and the District Organizer, Tribal Welfare, as the Executive Officer. As per the by-laws of the MPRASVN, 70% members of this Samiti should be Harijans and 30% Tribals and other economically backward people. The average yearly income of these members should not be more than Rs.4,500/- in the urban areas and Rs. 3,500/- in the rural areas.



One Development Officer posted at the Division level has been assigned the job of supervising the working of the MPRASVN and the Samitis at the district level.

Monitoring:

Monitoring of the SCP has been given priority by the State Government. A separate budget head has already been opened in which the allocations of various departments intended for the SCP are voted.

The Tribal, Harijan and Backward Classes Welfare Department fixes the district-wise targets under Point No. 7 of 20 Point Programme and directs the Collectors to disaggregate the targets Block-wise in their districts. In the new system of monthly reporting of Scheduled Caste families assisted through various measures, the Collectors have been made the nodal officers through whom all the information is collected.

So far as the monitoring and reporting of the implementation of the Special Component Plan schemes is concerned, periodical reports on the progress of these schemes are sent by all the concerned development departments to the Directorate, Tribal Area Development Planning. The Directorate, Tribal Area Development/has a Scheduled C<sub>a</sub>stes development wing. The reports are

:: 7 ::

compiled and analysed and then sent on monthly and quarterly basis to the State Government.

A Time-Bound Programme has been evolved under which dates have been fixed for:

- (i) Disaggregation of physical and financial allocations district-wise and release of budget allotments by 30th April.
- (ii) Clearance of new items and sanctioning the allotments thereof by June.
- (iii) Review of quarterly progress in the months of August, November, February and May.

The review meeting held in the month of February gives an opportunity to assess the savings and additional requirements sectorwise. The budget is reappropriated suitably according to savings and additional demands. In this manner the fullest utilisation of the budget allotment is ensured. The review meeting fixed in the month of May assesses the allotment position which is supposed to be released districtwise by various departments. This vigilant watch over the implementation of the SCP has resulted in greater coverage of the beneficiaries during the year 1983-84.

Two Cabinet level Committees already exist for monitoring the progress of SCP alongwith the TSP. The constitution of the District Harijan Development Advisory

::10:

~~Committees and State level Harijan Development~~

~~Implementation Committee is also under consideration.~~

Evaluation:

The evaluation of SCP with the objective of assessing the benefits accruing to the Scheduled Castes is proposed to be entrusted to the Tribal Research & Development Institute. Two Blocks, one in Sagar district and another in Betul district, have been selected for detailed study for assessing the actual benefits which the Scheduled Castes are receiving as a result of the implementation of the various schemes for the SCP.

..11

CHAPTER - III

Schemes under Twenty Point Programme

Point No.1.

Under Minor Irrigation (Irrigation Department) it is expected that a sum of Rs. 451.00 lakhs will be available for the Special Component Plan 84-85. It is hoped that a large agricultural land, belonging to 2255 small and marginal farmers of Scheduled Castes will be brought under irrigation. Under Agriculture, Rs. 219.89 lakhs have been proposed for irrigation wells and installation of pumps etc. in order to 3460 scheduled castes farmers of small and marginal holdings.

Point No.2.

Under Agriculture Production, pulses development scheme with a provision of 14.51 lakhs has been proposed for Special Component Plan. It is stated that about 1000 scheduled caste cultivators families shall be benefitted under this programme.

Point No.3.

In the new 20-Point Programme, there is a special mention of Integrated Rural Development and National Rural Employment Programme. Since more than 80% of the Scheduled Caste population lives in rural areas, these programmes assume significance for the development of weaker sections. For the year 84-85 under these two programmes a total sum

of Rs. 849.13 lakhs has been proposed to be spent over the scheduled castes of the State. Benefits are expected to accrue to more than 60 thousand families.

Point No. 5 & 6.

Labour Welfare department of the State is strengthening its Survey, Research & Analysis cell for the identification of bonded labourers belonging to the scheduled castes and scheduled tribes. The machinery for effective implementation of the provisions of Minimum Wages Act for the agricultural labourers in scheduled caste predominant areas is also being made more effective. Rs. 3.92 lakhs have been earmarked for the survey, research and rehabilitation of the Scheduled caste bonded labourers.

Point No.7.

It deals with the development of the scheduled castes and the scheduled tribes. During the year 1983-84 district-wise targets were fixed and the Collectors were asked to disaggregate the targets Block-wise. The Collectors were made the nodal officers for reporting the progress under Point no.7. As against the target of 1.96 lakh, 2,11,316 beneficiaries (108.16%) have been reported by different departments till Feb.,84. All

the schemes under different departments and corporations giving substantial benefits to the scheduled castes were identified. Department-wise targets and achievements in 1983-84 and the targets fixed for the year 1984-85 are given in the following table:

S.No.	Name of the Deptt.	1983-84		1984-85
		Target	Achievement	Target
1	2	3	4	5
1.	Agriculture Deptt.	34250	29640	42147
2.	Horticulture Deptt.	2000	1999	2459
3.	Ayacut Deptt.	1000	1491	1229
4.	Co-operation Deptt.	50000	65375	61480
5.	Fisheries	400	399	492
6.	Forests	6000	6630	7377
7.	(A) Industries Deptt.	5000	4842	6148
	(B) Handlooms	8000	7883	9836
8.	Housing Deptt.	5000	5029	6148
9.	Irrigation Deptt.	4400	6758	5410
10.	Employment and Training	6500	6242	7000
11.	Urban Administration	10	10	12
12.	Dairy Development	30	Nil	36
13.	Social Welfare	35	26	43
14.	Tribal Welfare Deptt.	350	386	430
15.	Harijan Development	16000	13560	20665
16.	Veterinary Deptt.	5000	4179	6148
17.	Rural Development	50000	55524	61480
18.	R <sup>u</sup> venue Deptt.	2000	1919	2459
19.	Labour Deptt.	25	24	35
	Total	196000	211816	241034

(FAMILIES)

50000

40000

30000

20000

10000

0

61480

61480

TARGET OF ASSISTING  
SCHEDULED CASTE FAMILIES  
DURING 1984-85

UNDER POINT NO. 7 OF 20 POINT PROGRAMME

TARGET- 2.41 LAKHS FAMILIES

AGRI CULTURE

RURAL  
DEVELOPMENT

COOPERATION

INDUSTRIES










HORTI CULTURE

HARIJAN  
DEVELOPMENT

IRRIGATION

VETERINARY

OTHER  
DEPARTMENTS



( FAMILIES )

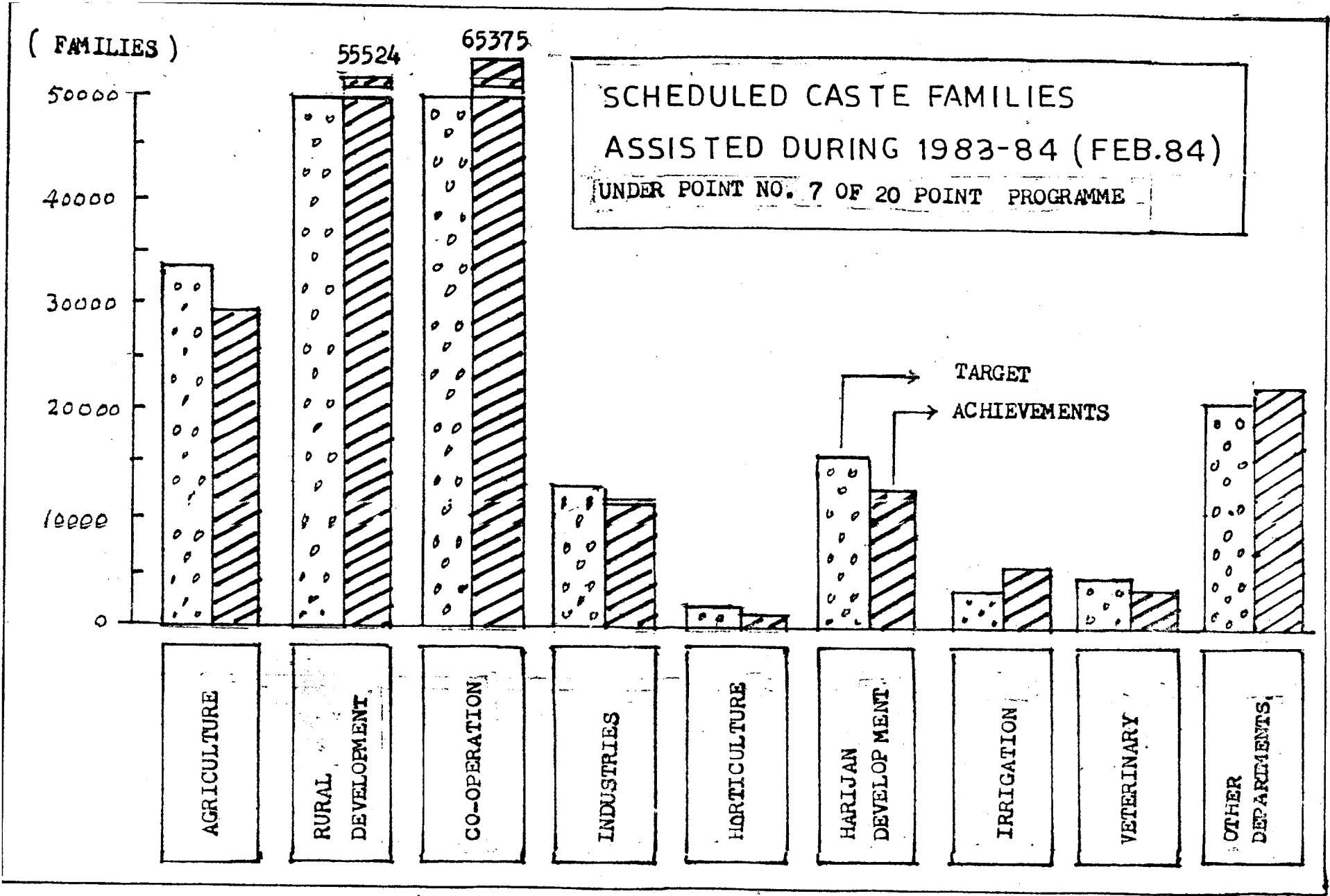
50000  
40000  
30000  
20000  
10000  
0

SCHEDULED CASTE FAMILIES  
ASSISTED DURING 1983-84 (FEB.84)  
UNDER POINT NO. 7 OF 20 POINT PROGRAMME

55524  
65375

TARGET  
ACHIEVEMENTS

AGRICULTURE  
RURAL DEVELOPMENT  
CO-OPERATION  
INDUSTRIES  
HORTICULTURE  
HARIJAN DEVELOPMENT  
IRRIGATION  
VETERINARY  
OTHER DEPARTMENTS





Point No.8.

During the year 1981-82, 1492 problem villages were identified having predominance of scheduled caste population to the extent of 50%. However, the number of problem villages having predominance of scheduled castes population rose to 1725 in 1982-83. All these villages have been covered during the year 1983-84. During the year 1984-85, it is proposed to provide one more hand pump to such problem villages which have a population of more than 500. It is proposed to provide 300 additional hand pumps to 300 villages. Piped water supply schemes shall also be initiated. With a view to providing maximum benefit to harijan population, the State Government have issued instructions that in villages where more than one source is to be provided one source must be in the harijan locality, and if only one source is to be provided it should be, as far as possible, near the harijan locality. Rs. 465.00 lakhs are proposed for the year 1984-85.

Point No.9.

During the Sixth Plan period, 52,000 scheduled caste families are to be allotted house sites and to be provided with financial assistance for building material. A target of allotting 26,637 plots to harijans

alongwith the assistance for construction has been fixed for the year 1984-85 under rural Housing. 233 houses under EWS and 84 under LIG are proposed by the Housing Board. The Housing schemes are also implemented by Backward Classes Welfare, Town & Country Planning and Urban Administration sectors.

Point No.10.

Under 20-Point Programme stress has been laid on the clearance of slums and improving the conditions of life in localities of backward areas. The department of Urban Administration and Slum Clearance Board have proposed to spend a sum of Rs. 91.21 lakhs for this. Among its schemes are construction of parks, public latrines/urinals, approach roads and drains. It is proposed that 49,950 scheduled castes will benefit from these schemes in slum areas.

Point No.11.

Under point No.11, it has been laid down that the boon of electricity has to be bestowed on all the villages. The programmes under SCP have been designed keeping this objective in view. During the year 84-85, the following programmes have been included under power:

<u>S.No.</u>	<u>Programmes</u>	<u>Target No.</u>
1.	Electrification of Harijan predominant villages	225
2.	Electrification of Harijan Bastis	1525
3.	Energisation of Agricultural pumps	2500

Point No.12.

The directives under this point are to promote plantation and social forestry schemes and <sup>develop</sup> alternative sources of power like Bio-gas plants etc. The schemes under general forestry sector also benefit the scheduled castes. The scheme of Bio-gas plants has been included under the SCP and it has been decided to benefit 2000 Scheduled caste families by this programme.

Point No.14.

For the people residing in the backward areas, the emphasis is on establishing and strengthening of Primary Health Centres. Under Special Component Plan, a target of opening 30 mini-primary health centres and 200 sub-health centres was fixed for the Sixth Plan period. In the year 84-85, a total provision of Rs.91.40 lakhs has been made for opening such new health institutions and for health cover of the scheduled castes.

Point No.15.

No. 15 deals with the supply of nutrition to the under-nourished sections of the society. The Scheduled castes being economically backward are not able to meet this deficiency themselves. Therefore, a programme of special nutrition for scheduled castes in urban slums has been proposed by the department of Social Welfare with a budget provision of Rs. 33.00 lakhs for 1984-85. This sum is less keeping in view the total State plan provisions. Therefore, a sum of Rs. 29.10 lakhs more will be provided in the second supplementary budget. This will benefit children and lactating mothers. A similar programme of applied nutrition for the Scheduled castes has been suggested under Community Development Department with a provision of Rs. 4.96 lakhs.

Point No.16.

Emphasis has been laid upon providing educational facilities to the children belonging to the age group of 0-14 years. To cater to the needs of education of such children, the school education sector of the State has provided Rs. 369.94 lakhs for opening new Primary and Middle Schools. Social Welfare Deptt. has also provided Rs. 0.30 lakhs for the supply of

equipments to Balwadis run by Gram Sevikas in the harijan bastees. Students of backward areas and backward classes lack quality education for want of educational material and course books. Therefore, due importance is to be given to it. Technical education sector has provided Rs. 4.50 lakhs for this and 1350 scheduled caste students of technical institutes shall receive text books free of cost. Similarly, Collegiate Education sector has also allocated Rs. 12.00 lakhs for the supply of books and stationery to 11,000 scheduled caste students of the State. Harijan development sector has also undertaken a massive programme of supplying text books free to 4.60 lakhs scheduled caste school going children with a total cost of Rs. 16.00 lakhs.

Point No.13.

The development and modernisation of Handicrafts and Rural Industries are emphasised under this point. Rs. 145.88 lakhs from the State plan and Rs. 90.50 lakhs from the Special Central Assistance are earmarked for the development of Handloom, Powerloom, Khadi & Village Industries and Sericulture under SCP during the year 1984-85. It is expected that nearly 16,000 scheduled caste families will receive benefits from these programmes.

CHAPTER- IV

Programmes for the Most Vulnerable Groups

Scavengers, bonded labourers and nomadic, semi-nomadic and de-notified communities amongst the scheduled castes are the groups identified as most vulnerable. The various social and economic problems being faced by these communities will have to be identified. The areas of their concentration in the State will have to be located and their population estimated. However, the Special Component Plan 1984-85 envisages various programmes for the benefit of these groups.

These people will receive benefits from all the concerned development sectors along with the other scheduled castes. Programmes especially designed for these communities to help them in rising above the poverty line are outlined in this Chapter.

Scavengers:

During the year 1984-85, 1100 shops will be constructed by the Local Bodies. Out of these, 1000 shops will be given to sweepers/scavengers which will help them economically in a substantial manner. 75 children of these communities will receive scholarships for higher education. With a view to improve the working conditions of sweepers and scavengers, schemes like conversion of dry latrines into flush latrines and supply of wheel burrows, gum boots and gloves are proposed.

Bonded labour:

Action has been taken to solve the problem of bonded labour after the enactment of the Bonded Labour System (Abolition) Act, 1976. District Magistrate (Collector) is designated as the Competent Authority to implement the provisions of this Act. District Magistrates have been directed to carry out a survey to identify bonded labourers in their districts. Vigilance Committees have also been constituted at district and sub-divisional levels. Moreover, the Government have decided to give a reward of Rs. 25.00 to the informant of an individual bonded labourer. All the development departments have been directed to give preference to the identified and freed bonded labourers under the beneficiary oriented schemes implemented by them. Till March, 1983, 1,920 bonded labourers, most of them belonging to the scheduled castes, were identified in various districts of the State. Out of this identified number, 1277 persons did not come forward to seek assistance for rehabilitation and either got employment in the on-going developmental programmes or migrated elsewhere. To the remaining families assistance was provided under schemes like land development, milk production, distribution of poultry and goat units and assistance to artisan families.

The State Government have issued instructions to the Labour Department for periodic identification of bonded labourers in the State.

Nomadic, semi-nomadic and the denotified communities:

The Director, Harijan Development implements schemes of economic and educational development for the welfare of these communities. An Agency known as the "Vimukta Jati Vikas Abhikaran" was set up in 1980-81 under the chairmanship of Collector, Guna. Details about the net-work which has been evolved for the functions of the Agency have been given in the Chapter-II. Year-wise grants given to this Agency are as follows:

S.No.	Year	Rs. in lakhs
1	2	3
1.	1980-81	19.83
2.	1981-82	20.00
3.	1982-83	25.00 (Rs. 5.00 lakhs as establishment grant)
4.	1983-84	25.00
5.	1984-85	66.00

The Agency will take up following schemes during 1984-85:

	(Rs. in lakhs)
1. Establishment of Ashram Schools & pre-matric hostels.	6.00
2. Self Employment	20.00
3. Assistance for Agricultural programmes	30.00
4. Housing schemes(Subsidy)	5.00
5. Establishment grant to the Agency	5.00
Total-	<u>66.00</u>



:: 27 ::

A separate Agency is contemplated to be set up for the welfare of the 'Banchh das' and the 'Bedias'. Three schemes for the welfare of these communities are included in the budget for 1984-85:-

(Rs. in lakhs)

S.No.	Schemes for the Banchhodas and Bedias	Provisions in the budget
1	2	3
1.	Intra-Caste Marriage	1.50
2.	Old age pension	11.00
3.	Tailoring centre	3.20
	Total-	15.70

CHAPTER - V

P a s t E f f o r t s

( 1980-84 )

Financial:

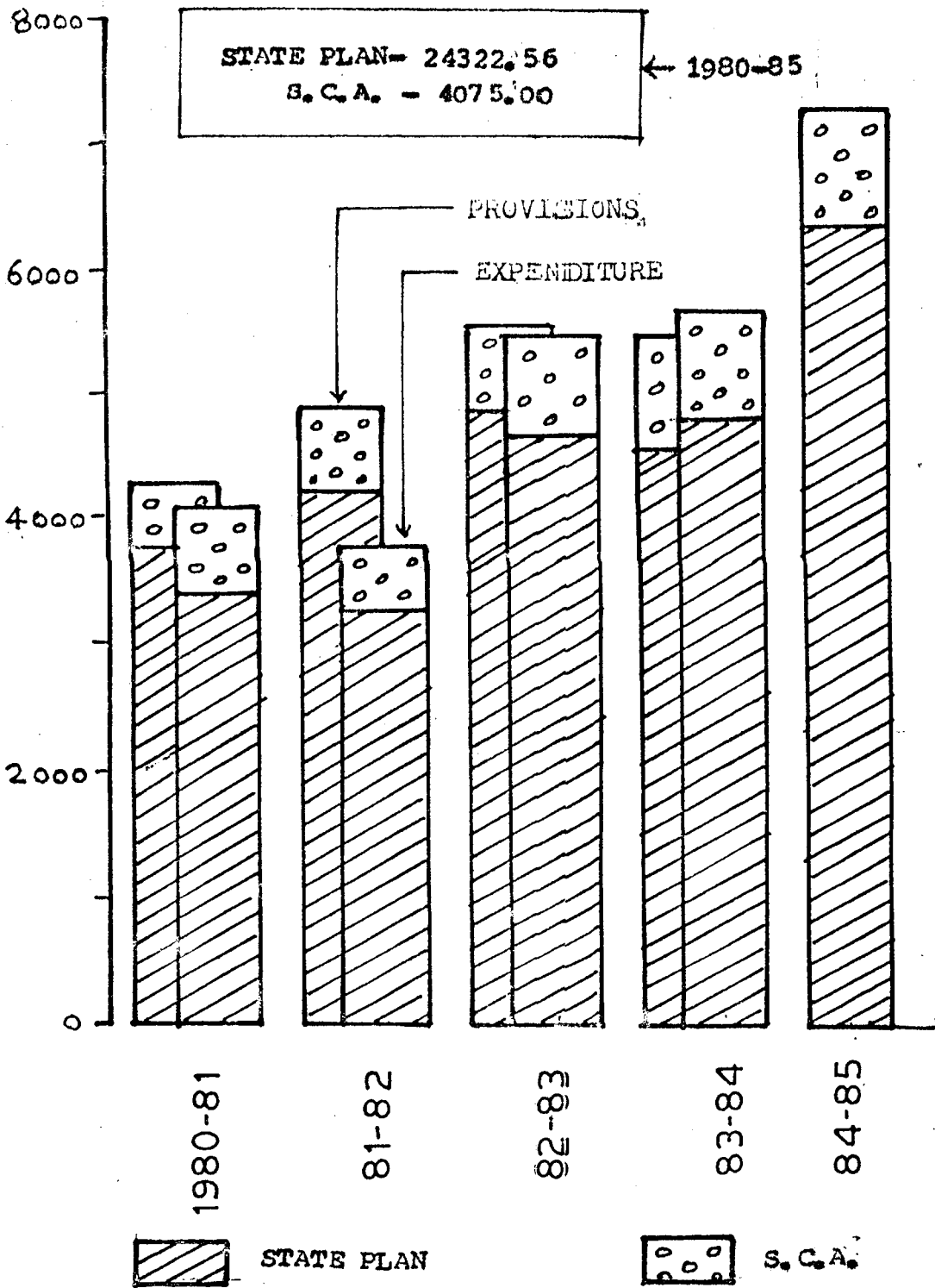
Though the concept of the Special Component Plan fructified during the year 1979-80, the regular programming for the Special Component Plan started from the year 1980-81. Yearwise provisions and expenditure both from the State Plan and the Special Central Assistance are as follows :-

		<u>Rs.in lakhs</u>					
S. Period No.		<u>Provision</u>			<u>Expenditure</u>		
		State Plan	S.C.A.	Total	State Plan	S.C.A.	Total
1.	2.	3.	4.	5.	6.	7.	8.
1.	1980-85	24322.56	4075.00	28397.56	-	-	-
2.	1980-81	3853.18	622.00	4475.18	3476.73	643.93	4120.66 92.07%
3.	1981-82	4231.12	747.47	4978.59	3329.21	556.95	3886.16 78.05%
4.	1982-83	4937.19	760.24	5697.43	4712.18	884.91	5597.09 98.23%
5.	1983-84	4664.06	881.00	5545.06	4835.62	881.00	5716.62 103.09% (Anticipated)
Total:		17685.55	3010.71	20696.26	15353.74	2966.79	19320.5 93.35%

# PROVISIONS AND EXPENDITURE

UNDER SPECIAL COMPONENT PLAN

(RS IN LAKHS)



Yearwise flow to the Special Component Plan as compared to the total divisible outlay is shown in the Table below :-

Flow to the Special Component Plan from the divisible State Plan outlay

Rs.in lakhs

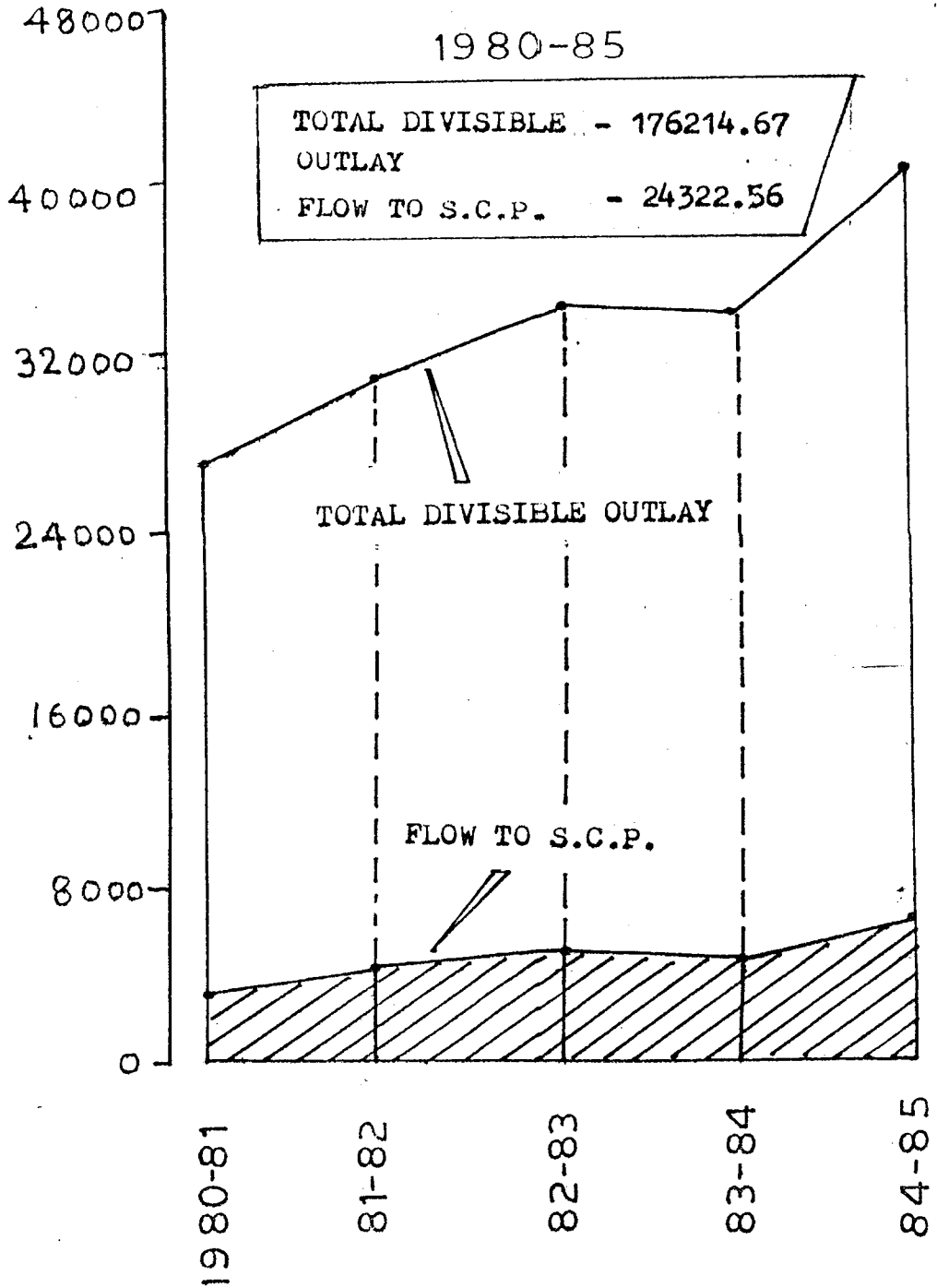
S. No.	Period	Total divisible outlay State Plan	Flow to the SCP	% of the divisible outlay
1.	2.	3.	4.	5.
1.	1980-85	176214.67	24322.56	13.72
2.	1980-81	27186.55	3853.18	14.17
3.	1981-82	31025.75	4231.12	13.63
4.	1982-83	34931.00	4937.19	14.13
5.	1983-84	33981.66	4664.06	13.72

Yearwise analysis of the sum provided for the total State Plan shows that more than 46% of the total State Plan is divisible. The Table above reveals that yearwise flow to the Special Component Plan is more or less in line with the percentage of the Scheduled Caste population in the State i.e. 14.10%.

Out of the total State Plan envisaged for the Sixth Plan period, a sum of Rs.17685.55 lakhs was provided during the first four years of the Sixth Plan period. As against this provision, a sum of Rs.16353.74 lakhs (92.47%) was spent.

# FLOW TO THE SPECIAL COMPONENT PLAN FROM THE DIVISIBLE OUTLAY

( RS. IN LAKHS )



As regards the Special Central Assistance, out of a total sum i.e. Rs. 4075.00 lakhs indicated by the Government of India for the Sixth Plan period, Rs. 3010.71 lakhs were provided during the first four years. A sum of Rs. 2966.79 lakhs (96.54%) was spent during this period.

As is evident from the yearwise provision and expenditure figures, the performance under the Special Component Plan is steadily improving.

An abstract of Sectorwise provisions from the State Plan and yearwise expenditure is shown in Annexure No. I. Yearwise/Schemewise/Sectorwise provisions and expenditure have been shown in Annexure No. II (SCP-I). Yearwise/Sectorwise/Schemewise/Utilization of financial resources from the Special Central Assistance could be seen in Annexure No. III. Yearwise/Sectorwise/Schemewise physical targets and achievements from Special Central Assistance are given at Annexure No. IV. Yearwise/Sectorwise/Schemewise physical targets and achievements from the State Plan (SCP-II) are given in the Annexure No. V.

Coverage of the families:-

It is estimated that there are over 14 lakh harijan families in the State. Almost all of them lived below the poverty-line. It was decided that 50% of the total Scheduled Caste families in the State will be helped in crossing the poverty line. A target of 7.45 lakh was fixed for the Sixth Plan period. Yearwise targets fixed and

achievements in respect of coverage of the Scheduled Caste families are as follows :

Figures in lakhs

Yearwise coverage of the families

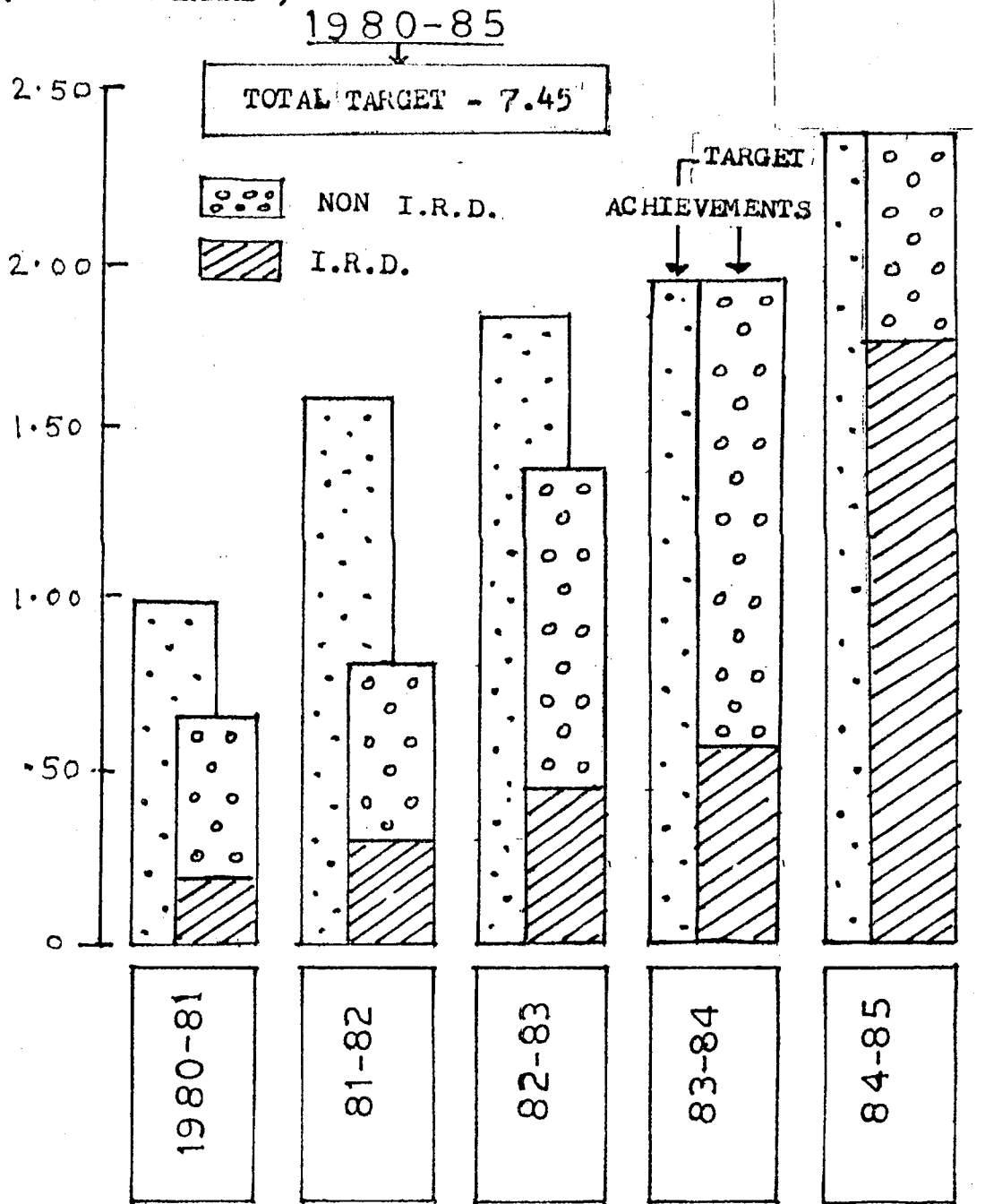
S. No.	Period	Target	Achievements		
			I.R.D.	Non-IRD	Total
1.	2.	3.	4.	5.	6.
1.	1980-85	7.45	-	-	-
2.	1980-81	1.00	0.20	0.46	0.66
3.	1981-82	1.62	0.30	0.50	0.80
4.	1982-83	1.85	0.45	0.93	1.38
5.	1983-84	1.96	0.57	1.39	1.96
Total:			1.52	3.28	4.80

With a view to providing assistance with a scheme or package of Schemes from different Sectors the Scheduled Castes families in the State have been grouped in the following occupational categories. Their actual number as per 1981 Census and the estimated average income has also been given.

S. No.	Category	Total number of families (Figures in lakhs)	Average Annual income per family (Rs.in thousand)
1.	2.	3.	4.
1.	Agricultural Labour	2.31 *	1800
2.	Cultivators	2.84 *	2100

# COVERAGE OF SCHEDULED CASTE FAMILIES

( FIG. IN LAKHS )



( PROPOSED )



S. Category No.	Total Number of families (figures in lakhs)	Average Annual income per family (Rs. in thousand)
3. Leather Workers	4.47 **	2400
4. Weavers	1.89 **	2400
5. Fishermen	N.A.	1500
6. Sweepers & Scavengers	1.93 **	2400
7. Bamboo & Wood Workers	0.50 **	2400
8. Village Dais	0.10 **	1800
9. Denotified, Nomadic and Semi-nomadic Communities	0.60 **	N.A.
Total	14.72	

\* 1981 Census  
 \*\* Estimated

The Scheduled Caste families under these categories are not mutually exclusive but have been classified on the basis of the main source of income as reported by a family.

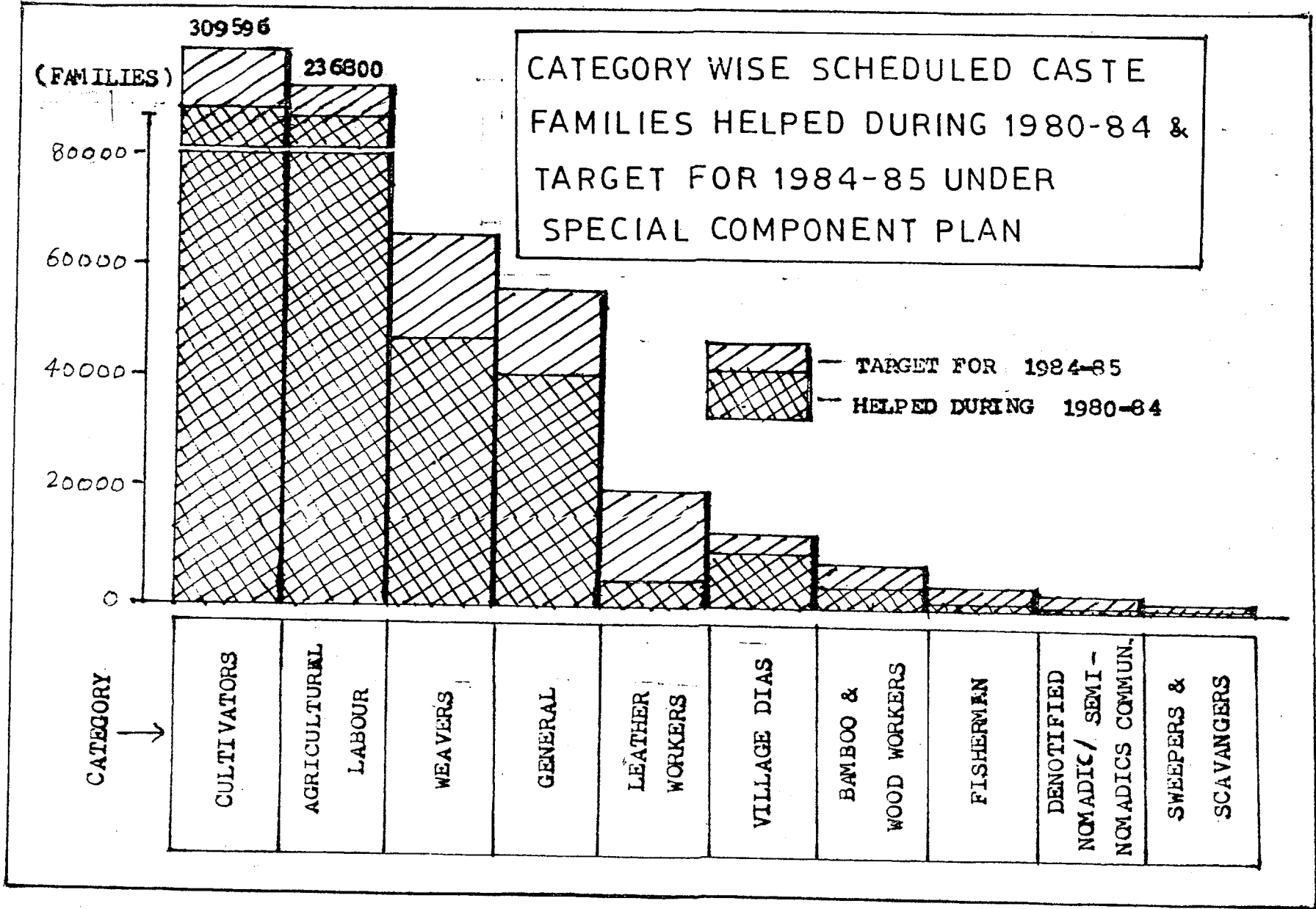
The following Schemes help the Scheduled Castes of more than one category and, therefore, have been grouped in a general category i.e. 'Others' :

- | <u>S.No.</u> | <u>Schemes</u>  |
|--------------|---|
| 1.           | Professional Training                                     |
| 2.           | Own Your Own Workshop                                     |
| 3.           | Housing Schemes for the economically weaker Sectors (EWS) |
| 4.           | Rural Fuelwood plantation                                 |

Yearwise/Categoriwise/Schemewise number of Scheduled Castes families benefitted is given at Annexure No.VI. An Abstract is given below :-

Yearwise/Categorywise Scheduled Caste families helped under the Special Component Plan

S. No.	Category	Period					Total
		1980-81	1981-82	1982-83	1983-84	1984-85	
1.	2.	3.	4.	5.	6.	7.	8.
1.	Agriculture Labour	19600	30000	45000	56500	85700	236800
2.	Cultivators	29581	31585	50591	97710	92129	309596
3.	Leather Workers	Nil	Nil	2000	2250	16047	20297
4.	Weavers	8550	10215	13317	15320	19138	66540
5.	Fishermen	184	514	835	1200	1299	4032
6.	Sweepers and Scavengers	Nil	8	52	37	1100	1197
7.	Bamboo & Wood Workers	986	481	460	2360	4075	8362
8.	Village Dais	1200	2009	3000	4290	3260	13759
9.	Denotified, Nomadic, Semi-Nomadic communities	69	400	700	700	1500	3369
10.	General	6011	4969	13053	15625	16786	57244
Total		66181	80181	137800	196000	241034	721204



Due to paucity of resources the Leather Development Corporation has not started functioning in full swing. Therefore, the coverage of leather workers who form the majority amongst the Scheduled Castes in the State, is not adequate.

Schemewise/Sectorwise/Yearwise physical targets fixed and achieved under the Special Component Plan from the State Plan resources (SCP-II) are given at Annexure No.V.

Besides direct family benefit schemes, schemes pertaining to Area Development are also taken up under the Special Component Plan.

With a view to developing the road communication in the harijan predominant areas a target of connecting 109 harijan predominant villages with the main roads was fixed during the Sixth Plan. This target was achieved by the end of the year 1983-84. The State government have now decided to take up those villages also which have a population of 20% or more Scheduled Castes in a village.

Under Public Health Engineering, 1725 problem villages having predominance of Scheduled Caste population were identified. All these villages were covered with drinking water facility by the end of 1983-84. The norm of providing a source of drinking water with village having 50% or more Scheduled Caste population is now

relaxed to cover those villages which have 20% Scheduled Caste population.

Under Power sector also a good progress has been made in respect of providing electricity to the harijan bastees and energisation of pumps:

S.No.	Schemes	Progress upto Sept. '83 No.
1.	2.	3.
1.	Villages electrified	676
2.	Harijan Basties electrified	4264
3.	Energisation of pumps	10311

...

CHAPTER - VI

Programme Strategy for 1984-85

The formulation of the Special Component Plan for the Scheduled Castes in the year 1979-80 is a landmark in the efforts of ameliorating the socio-economic condition of these castes. In the initial years, the departments provided funds under the Special Component Plan mostly for the development of infrastructure in the predominantly Scheduled Caste pockets. There has now been a progressive shift towards family oriented programmes.

During the year 1984-85, it is proposed to include, by and large, only such schemes under the Special Component Plan which give direct and substantial economic benefits to the Scheduled Caste families thereby enabling them to cross the poverty line. Schemes for the development of infrastructure are to be taken up only if a development department has no family oriented schemes to offer, e.g., Public Works Department, Public Health Engineering Department etc. All pockets having a population concentration of 50% or above of Scheduled Castes have been covered. The State Government have now relaxed the limit to 25% concentration to benefit larger number of Scheduled Caste population under area development Programmes.

Under the family-oriented schemes, preference in the matter of identification and assistance will be given to the most vulnerable groups among the Scheduled Castes viz., sweepers and scavengers, bonded labourers, nomadic and semi-nomadic communities etc.

The main thrust in planning for the development of the Scheduled Castes is to help the Scheduled Caste families in crossing the poverty line, through the implementation of schemes of economic development, investment in human resources and area development. Outlays under these heads during the year 1984-85 in comparison to the year 1983-84 are as follows:-

S. No.	Category of Scheme	State Plan	% of the total	Special Central Assistance	% of the total
1.	2.	3.	4.	5.	6.
<u>1983-84</u>					
1.	Area Development	1463.63	31.38	36.81	4.18
2.	Economic Development	2238.34	48.00	807.40	91.65
3.	Human Resources Development	962.09	20.62	36.80	4.17
Total:		4664.06	100.00	881.00	100.00

1984-85

1.	Area Development	359.37	5.59		
2.	Economic Development	4173.40	64.96	949.66	100
3.	Human Resources Development	1891.58	29.45		
Total:		6424.35	100.00	949.66	100

A Time-Bound Programme has been chalked out for the effective and timely execution of Schemes under the Special Component Plan. Besides ensuring sanction of schemes and placing of allotments with the executing agencies in time, quarterly reviews of progress are also held at the Government level to ensure proper utilisation of funds and removal of bottlenecks to achieve the targeted coverage of the beneficiaries.

A number of development departments and corporations are executing the schemes for the economic benefit of the harijans. For the proper reporting of the benefits accruing to the harijans family oriented direct economic benefit schemes of all such departments and corporations have been identified. The departments also have to disaggregate their outlays sectorwise, schemewise and district-wise.

#### Financial : State Plan

A sum of Rs.24322.56 lakhs was the agreed outlay from the State Plan resources for the Sixth Plan period under the Special Component Plan. In the year 80-84 a sum of Rs.17685.55 lakhs was provided. Initially the total State Plan provision for the year 1984-85 was fixed at Rs.106068.00 lakhs out of which Rs.7009.37 lakhs were earmarked for the Special Component Plan. The divisible State Plan outlay was Rs.47855.55 lakhs and the sum provided for the Special Component Plan formed 15.16% part of the total State Plan outlay.



However, now the total State Plan outlay provided in the budget for 1984-85 is Rs.107479.31 lakhs. The outlay provided for the Special Component Plan is Rs.5910.04 lakhs.

Major deviations from the agreed outlay in the following Sectors:-

S. No.	Sector	Total State Plan in the Budget	Agreed outlay for SCP 1984-85	Provisions in the Budget 84-85	Revised Budget provisions expected in the supplementary
1.	2.	3.	4.	5.	6.
1.	Minor Irrigation (Irrigation Deptt.)	4552.00	617.00	23.80	451.00
2.	Industries	3640.00	317.15	145.80	-
3.	Urban Development	365.75	275.43	65.00	-
4.	Social Education	209.66	64.44	46.30	64.44
5.	Nutrition (Social Welfare)	207.00	62.10	33.00	62.10
6.	Harijan Development	2422.99	561.00	521.13	561.00

The Irrigation Department will, however, be able to provide the outlay for the Special Component Plan for 1984-85 from the total State Plan outlay in the proportion agreed for the VI Five Year Plan period. In this manner, Rs.451.00 lakhs shall be provided in the coming supplementary Budget under Minor Irrigation (Irrigation Deptt.) for the Special Component Plan.

As the total divisible outlay under Industries is Rs.1277.50 lakhs, the Industries Department have expressed their inability to provide Rs.317.15 lakhs for the Special Component Plan. Thereffore, a sum of Rs.145.00 lakhs only has been provided in the Budget as flow to the Special Component Plan.

As escalated outlay was expected under Urban Development in the budget. As it could not be possible to have a higher total Plan outlay, the flow to the Special Component Plan has been reduced to Rs.65.00 lakhs.

The Social Welfare Department has been asked to provide Rs.64.44 lakhs for Social Education and Rs.62.10 lakhs for Nutrition in the supplementary budget. Similarly, under Harijan Development, a sum of Rs.561.00 lakhs will be provided.

It is hoped that when the provision under the sectors mentioned are revised the total outlay for the Special Component Plan will be Rs.6424.35 lakhs; 514.31 lakhs more than the present provisions in the Budget.

All the sectors from which there is a flow to the Special Component Plan are considered to be the divisible sectors.

The divisible outlay from the State Plan is Rs. 43704.05 lakhs. The outlay for the Special Component Plan i.e. <sup>Rs.</sup>6424.35 lakhs will be 14.70% of the divisible outlay.

Director's Unit,  
Ministry of Finance  
...36  
1695  
Date: 25/10/64

Special Central Assistance:

Rs.3010.71 lakhs have been provided during the last four years from Special Central Assistance against the agreed outlay of Rs.4075.00 lakhs for the Sixth Plan period. Thus, Rs.1064.29 lakhs remained to be provided for the year 1984-85. Initially, Rs.1221.85 were proposed for the year 1984-85 on the basis of the demands under different sectors. As the Government of India have intimated the allocation of Rs.949.66 lakhs only from the Special Central Assistance, the same has been provided in the budget for 1984-85. An amount of Rs.0.76 lakhs has been shown less in two sectors viz. Industries and Social Welfare. The figures will be corrected in the next supplementary.

Sectorwise provisions from the Special Central Assistance are given in Annexure No.III . Sectorwise/ Schemewise targets and number of families likely to be benefitted are given in the Annexure:IV

Coverage of families:

As mentioned in Chapter V, 4.80 lakh families have been assisted in crossing the poverty line during the last four years as against the target of 7.45 lakh Scheduled Caste families for the Sixth Plan period. Thus, 2.66 lakhs Scheduled Caste families remain to be assisted in crossing the poverty line. With the financial resources available for the year 1984-85 it will be possible to assist 2.41 lakh

Scheduled Caste families only. A shortfall of 0.25 lakh families is thus anticipated owing to inadequacy of resources.

The target of families to be covered under different sectors during 1984-85 has already been given in Chapter No.III.

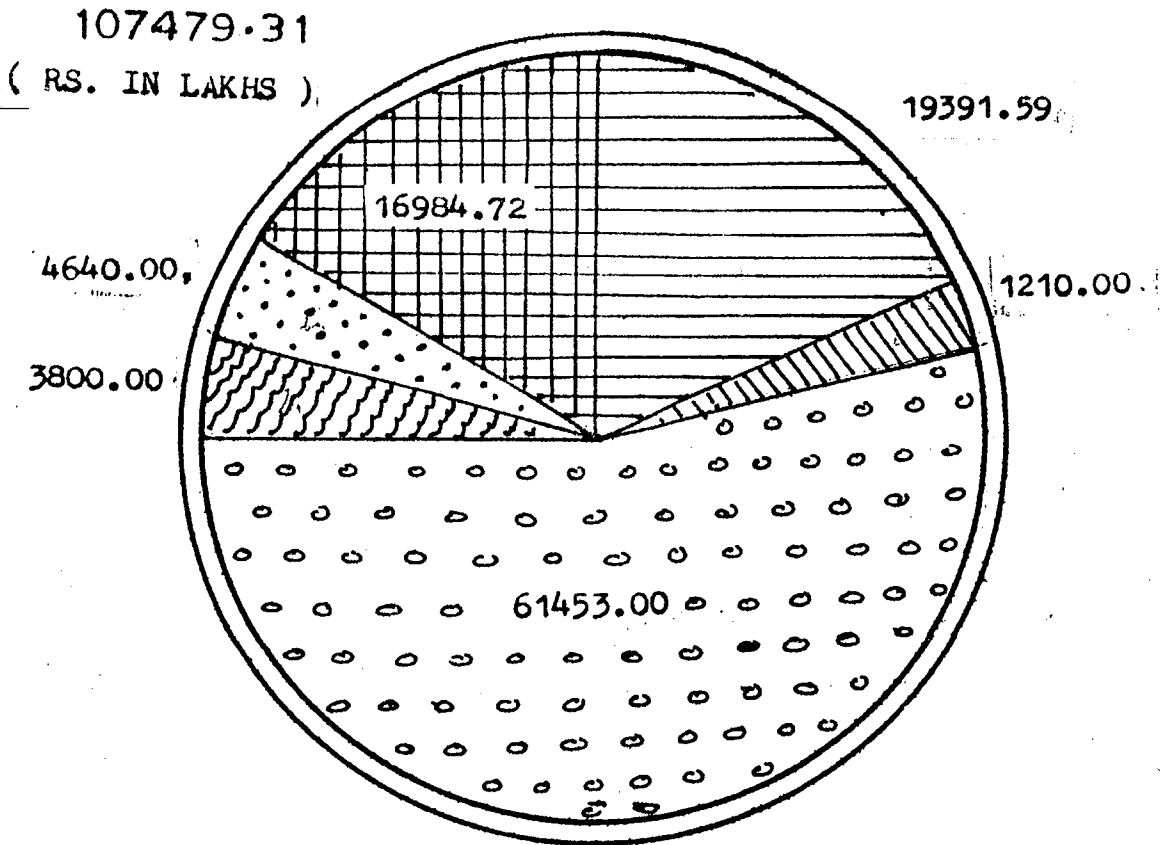
Details of the yearwise coverage of families together with the income generated in crossing the poverty line is given in the Annexure No.VI.

An abstract of the budget provisions made for the year 1984-85 under Special Component Plan is as follows:-

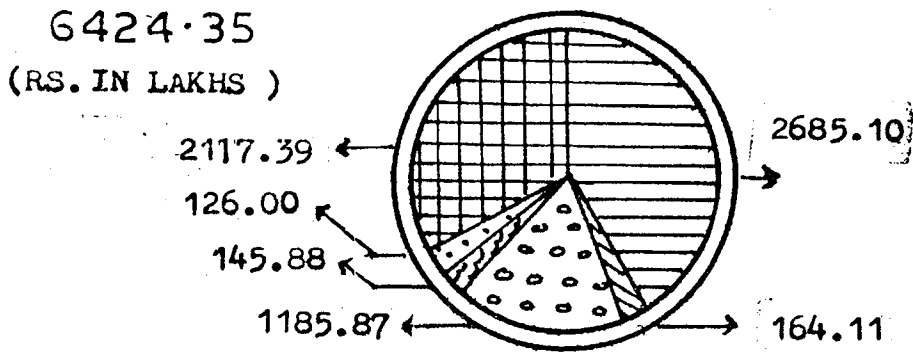
<u>Rs. in lakhs</u>					
S. No.	Sector	Total State Plan	Flow to SCP	Special Central Assistance	Total
1.	2.	3.	4-	5.	6.
1.	Agriculture & Allied Sectors	19391.59	2685.10*	335.85	3020.95
2.	Cooperation	1210.00	164.11	30.00	194.11
3.	Irrigation & Power	61453.00	1185.87	-	1185.87
4.	Industries & Mining	3800.00	145.08	90.50*	236.30
5.	Transport & Communication	4640.00	126.00	-	126.00
6.	Social & Community Services	16840.72	2117.39	493.31*	2610.70
7.	General Economic Services	113.00	-	-	-

# SIZE OF ANNUAL PLAN 1984-85

## TOTAL STATE PLAN



## FLOW TO SPECIAL COMPONENT PLAN



- |   |   |
|---|---|
| <p>AGRICULTURE &amp; ALLIED SECTORS — </p> <p>COOPERATION — </p> <p>IRRIGATION &amp; POWER — </p> | <p> INDUSTRIES &amp; MINING</p> <p> TRANSPORT &amp; COMMUNICATIONS</p> <p> SOCIAL, COMMUNITY, ECONOMIC AND GENERAL SERVICES</p> |
|---|---|

1.	2.	3.	4.	5.	6.
0. General Services		31.00	-	-	-
Grand Total:		107479.31	6424.35	949.66	7374.01

\* After following revisions in the supplementary

Budget :

Minor Irrigation (Irrigation)	451.00
Social Education	64.44
Nutrition Programme (Social Welfare)	62.10
Hajian Development	561.00
Industries	90.50
Social Welfare	5.00

Sectorwise budget provisions could be seen in  
Annexure No. VII.

...

CHAPTER - VII

Sectoral Programmes for 1984-85

Agriculture •

With the establishment of a separate Directorate of Horticulture and Farm Forestry, the plan ceiling for agriculture sector has been divided into two distinct parts, viz.

- (a) Agriculture sector comprising agricultural production, minor irrigation, micro-minor irrigation and soil conservation, and
- (b) Horticulture and farm forestry

Accordingly, the Special Component Plans for these sub-sectors have also been prepared separately.

Outlays for the Agriculture sector are made available from the State Plan and Special Central Assistance both ;

State Plan

S. No.	Sub-Sector	1980-85		1980-81		1981-82		1982-83		1983-84	
		Provi- -sion	Expen- -diture	Provi- -sion	Expen- -diture	Provi- -sion	Expen- -diture	Provi- -sion	Expen- -diture	Provi- -sion	Expen- -diture
1.	2.	3.	4.	5.	6.	7.	8.	9.	10.	11.	
1.	Agriculture production	736.07	56.75	56.00	107.72	107.72	220.18	209.83	391.07	391.87	
2.	Minor- Irrigation	1494.32	180.00	410.00	281.00	111.48	339.40	339.40	112.00	292.50	
3.	Soil-Conservation	521.43	65.00	62.00	129.00	119.70	250.00	250.00	105.00	105.00	
4.	Micro-Minor Irrigation	36.08	-	-	8.00	0.28	14.64	14.64	16.15	16.15	
Total:		2787.90	301.75	528.00	605.72	419.18	832.17	893.07	705.02	805.52	



The Sixth Plan of the State has an outlay of Rs. 17695.00 lakhs (as State share) for the Agriculture sector, out of which an amount of Rs.2787.90 lakhs or 15.75% is earmarked for the Special Component Plan. During the year 1980-81, 11.2% of the total outlay provided for the agriculture sector was earmarked for the Special Component Plan. 175% of the sum provided was spent. In the year 1981-82, 16% of the total outlay was provided for the Special Component Plan. 69.20% of the outlay provided was spent. Similarly, 19% of the total outlay was provided for the Harijan Component Plan during the year 1982-83 and 107.41% of the outlay provided was spent. 27.80% of the total outlay was provided during the year 1983-84. It is hoped that the expenditure will be 125.60% of the sum provided.

The Plan ceiling for the year 1984-85 for Agriculture has been fixed at 4620.00 lakhs, out of which an amount of Rs.974.27 lakhs (21.00%) has been earmarked for the Harijan Component Plan. An outlay of Rs.320.00 lakhs is provided for Horticulture and Farm Forestry, out of which an amount of Rs.50.00 lakhs is proposed for the Harijan Component Plan included in the above plan ceiling.

Special Central Assistance:

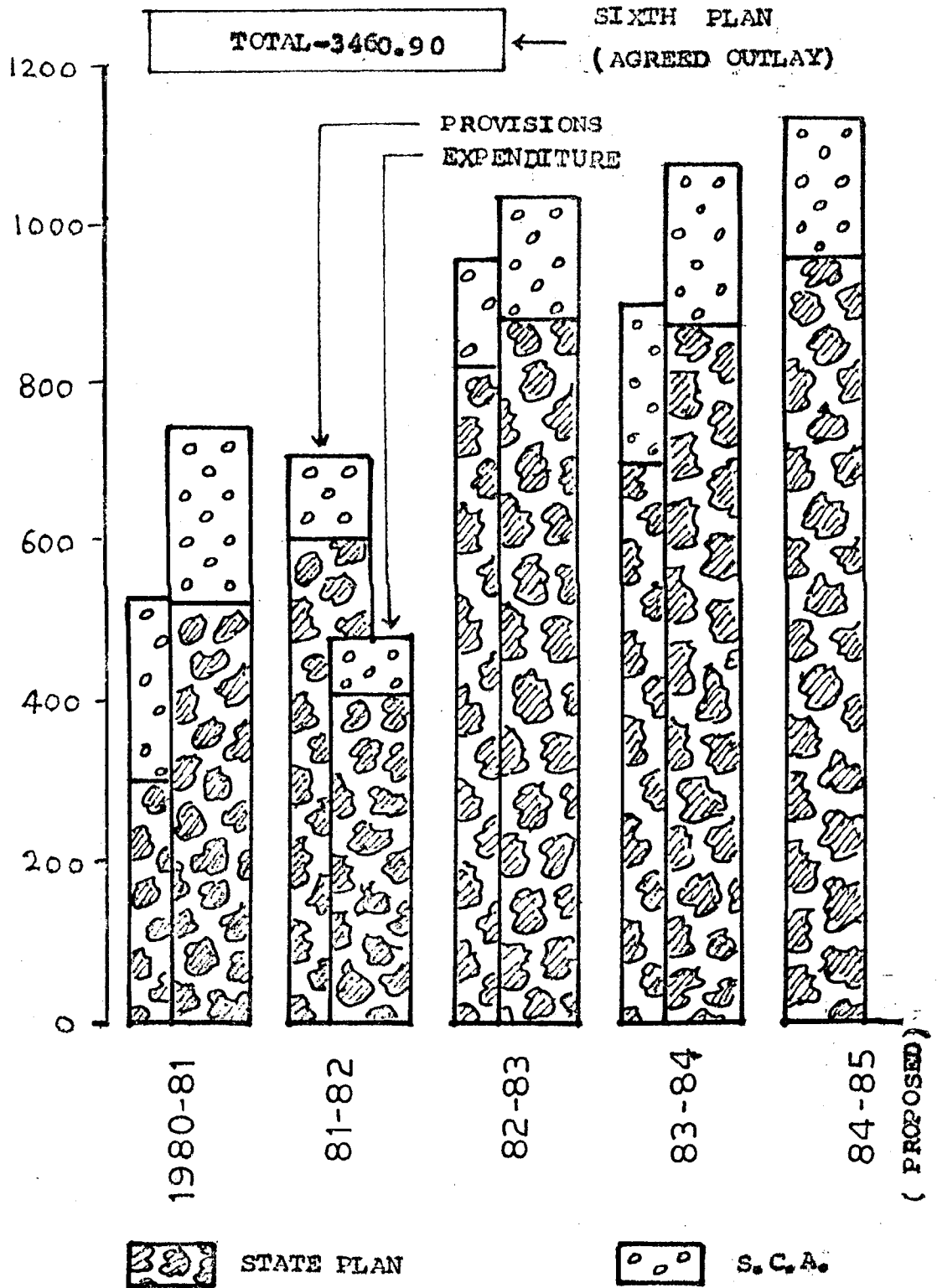
Besides State Plan share, Special Central Assistance is also provided to different sub-sectors under Agriculture. The yearwise outlays and expenditure are as follows:

Special Central Assistance

Sub-Sector	1980-85		1980-81		1981-82		1982-83		1983-84		1984-85
	Provi- sion	Expen- diture	Provi- sion	Expen- diture	Provi- sion	Expen- diture	Provi- sion	Expen- diture	Provi- sion	Expen- diture	Provi- sion
1.	2.	3.	4.	5.	6.	7.	8.	9.	10.	11.	
1. Agriculture Production	381.00	110.05			61.70	27.03	70.00	70.00	95.70	95.70	70.01
2. Minor Irrigation	237.00	106.00	230.00		43.00	32.78	50.00	50.00	92.00	92.00	80.00
3. Soil-	55.00	13.95			10.00	2.91	15.00	15.00	18.40	18.40	19.04
Total :	673.00	230.00	230.00		114.70	62.72	135.00	135.00	206.10	206.10	177.05

# INVESTMENT UNDER AGRICULTURE

(Rs. IN LAKHS)



During the year 1900-01, though outlays were earmarked for all the three sub-sectors, the total sum provided was spent on Minor Irrigation works only. Details of Schemes from the State Plan and Special Central Assistance are given in Annexure No.II and III respectively. The physical targets and achievements from the State plan are given in Annexure No.V and from the Special Central Assistance in Annexure No.IV.

Family benefit targets for the year 1904-05:

It is proposed to concentrate mainly on schemes which provide direct economic benefit. Schemes (inclusive of Special Central Assistance) proposed to be taken-up during 1904-05 are shown in SCP-I, that is, Annexure II and Annexure III. The outlays proposed for various sub-sectors in the year 1904-05 are as follows :-

(Rs. in lakhs )

S. No.	Sub-Sector	State Plan	SCA	Total	Families proposed to be helped in crossing the poverty line
1.	2.	3.	4.	5.	6.
1.	Agricultural Production	530.27	70.01	609.00	19,384
2.	Horticulture & Farm Forestry	54.00	-	54.00	4,046
3.	Minor Irrigation (including micro-minor)	233.69	00.00	313.69	3,235
4.	Soil Conservation	156.31	19.04	175.35	14,602
Total:		974.27	177.05	1152.12	42,147

Minor Irrigation (Irrigation Department)

In the Irrigation sector, only medium and minor schemes are included in the Special Component Plan. However investment of the funds allocated out of the Special Central Assistance to this sector is restricted to minor irrigation schemes only.

Outlays and expenditure during the Sixth Plan period and subsequent years are as follows :-

		(Rs. in lakhs)					
		<u>State Plan</u>					
Sl. No.	Sub-Sector	<u>1980-85</u> State Plan	<u>1980-81</u> Prov. Expt.	<u>1981-82</u> Prov. Expt.	<u>1982-83</u> Prov. Expt.	<u>1983-84</u> Prov. Expt.	<u>1984-85</u> Prov. Expt.
1.	Minor Irrigation	1981.62	400.00	476.00	270.00	355.00	340.00
2.	Medium Irrigation	1921.00	360.00	272.00	281.00	177.00	301.00

		(Rs. in lakhs)					
		<u>Special Central Assistance</u>					
Sl. No.	Sub-Sector	<u>1980-85</u>	<u>1980-81</u> Prov. Expt.	<u>1981-82</u> Prov. Expt.	<u>1982-83</u> Prov. Expt.	<u>1983-84</u> Prov. Expt.	<u>1984-85</u> Prov. Expt.
(1)	(2)	(3)	(4)	(5)	(6)	(7)	(8)
1.	Minor Irrigation	419.00	90.00	100.00	76.00	65.00	85.00

During the year 1983-84 Rs.64.89 lakhs were earmarked from the State Plan and Rs.73.60 from the Special Central Assistance.

No outlay from medium irrigation was provided during the year 1983-84 on the plea that there is hardly any scheme which has a potential of benefitting 50% Scheduled Castes out of the total beneficiaries. The same plea has

been taken in respect of minor irrigation during the year 1984-85 in providing a sum of only Rs.23.00 lakhs from the State Plan for the Special Component Plan. Therefore, a policy decision has been taken to include those irrigation works under the Special Component Plan which benefit at least 14% of the Scheduled Caste families or under which 14% land belongs to the Scheduled Castes in the command area. In the supplementary budget, therefore, a sum of Rs.451.00 lakhs is likely to be provided from the State Plan for the year 1984-85. Rs.50.00 lakhs have already been provided from the Special Central Assistance for minor irrigation.

It is estimated that 47115 families have benefitted from irrigation during the first four years of the Sixth Plan. It is proposed to benefit 5410 families from minor irrigation (Irrigation Department) during the year 1984-85

Land Reforms :

Two schemes, viz. free distribution of Bhu-Adhikar and Rin Pustikas and purchase of Bradma machines are included under the Land Reforms sector. 4.25 lakh harija have benefitted from the scheme of free distribution of Bhu-Adhikar and Rin Pustikas. A target of covering 0.50 lakh families has been kept for the year 1984-85. 0.24 lak khasra plots were prepared under the SCP. No outlay under this scheme has been shown in the SCP during 1984-85. A sum of Rs.7.74 lakhs has been proposed for the distribution of Bhu-Adhikar and Rin Pustikas.

Area Development:

Under Area Development programme, an outlay of Rs. 69.25 lakhs is proposed for the year 1984-05 for the following schemes :

		( Rs. in lakhs )
S.No.	Schemes	Outlay
-----	-----	-----
1.	Crops demonstration in Harijan predominant villages	30.50
2.	Construction of field channels	30.75
		-----
		69.25
		-----

Animal Husbandry :

Provisions and expenditure under this sector for the years 1980-04 and 1984-05 ( proposed ) are as follows :-

(Rs. in Lakhs)

S. No.	Period	Provisions			Expenditure		
		State Plan	SCA	Total	State Plan	SCA	Total
1.	2.	3.	4.	5.	6.	7.	8.
1.	1980-85	400.49	457.00	857.49	-	-	-
2.	1980-81	62.90	50.30	113.20	6.29	-	6.29
3.	1981-82	66.99	83.00	149.99	2.25	72.00	74.25
4.	1982-83	87.47	95.00	182.47	87.47	75.30	162.77
5.	1983-84	90.00	95.00	185.00	90.00	95.65	185.65
6.	1984-85 (Proposed)	106.06	55.00	161.06	-	-	-
Total:		414.30	370.30	792.60	186.01	242.95	428.96

It is proposed to benefit 30,300 families under this sector under various schemes as shown in the following Table :

S.No.	Scheme	No. of families
1.	Dairy	44
2.	Poultry	5029
3.	Goat rearing	142
4.	Piggery	253
5.	Fodder Development	297
6.	Chaff cutter	186
7.	Calf subsidy	121
8.	Bucks	76
Total:		6148



-: 40 :-

Expenditure under the Special Component Plan is proposed to be restricted to family benefit schemes only. The schemes taken-up will be supplemental to the I.R.D. schemes.

Dairy Development:

Provisions made and expenditure incurred in different years are as follows:

(Rs.in lakhs)

S.No.	Period	Provisions	Expenditure
1.	1900-05	10.00	-
2.	1900-01	9.66	Nil
3.	1901-02	2.00	2.50
4.	1902-03	3.20	3.20
5.	1903-04	5.40	5.40
6.	1904-05	7.41	-
Total :		27.75	11.10

An outlay of Rs.7.41 lakhs is proposed for this sector under the SCP for the year 1904-05 which will be utilised (a) for establishment of chilling centre at Happa and (b) for distribution of milch animals and cattle feeds.

Fisheries:

Fisheries sector gets funds both from the State Plan and Special Central Assistance. Yearwise-provisions made and expenditure incurred are as follows :

(Rs. in lakhs)

Sl.No.	Period	Provisions			Expenditure		
		State Plan	SCA	Total	State Plan	SCA	Total
1.	2.	3.	4.	5.	6.	7.	8.
1.	1900-05	75.00	66.00	141.00	-	-	-
2.	1900-01	9.07	20.00	29.07	0.47	10.60	27.07
3.	1901-02	12.00	12.05	24.05	Nil	3.30	3.30
4.	1902-03	15.00	15.00	30.00	15.00	15.00	30.00
5.	1903-04	21.00	10.40	40.20	21.00	10.40	40.20
6.	1904-05	20.98	10.00	46.98			
Total:		86.05	83.45	170.30	45.27	55.30	100.57

Fisheries development helps a scheduled caste family in finding a subsidiary source of occupation. Its main objective is to utilise the available water resources for the benefit of the scheduled caste families with the twin objectives of improving their other-wise poor nutritional standard as well as economic status.

This sector, owing to its great potential, receives a share of the Special Central Assistance funds. The proposed outlay ofor SCP for the year 1904-05 is as follows:

(Rs. in lakhs)

Sl.No.	Schemes	Provisions for 1984-85		
		State Plan	SCA	Total
1.	2.	3.	4.	5.
1.	Direction and Administration	1.79	-	1.79
2.	Fisheries extension	2.50	1.00	3.50
3.	Assistance to pisciculturists	1.50	5.00	6.50
4.	Education and Training	-	9.50	9.50
5.	Fish seed production	10.31	-	10.31
6.	Fishermen's Co-operatives	2.50	2.50	5.00
7.	Contribution to State Fisheries Development Corporation	10.38	-	10.38
Total:		28.98	10.00	46.98

For obvious reasons, the main thrust of investment is on fish seed production, without which this activity can not be expanded. It is proposed to benefit 492 families under this sector in the year 1984-85.

Forests:

Schemes proposed for the year 1984-85 are as follows :

		(Rs. in lakhs)		
Sl.No.	Schemes	Provisions		
		State Plan	SCA	Total
1.	2.	3.	4.	5.
1.	Education and Training	5.00	20.00	25.00
2.	USAID Social Forestry Project	105.50	-	105.50
3.	Economic Plantation and Plantation for tanning & Bamboo	30.00	15.00	45.00
4.	Rural Fuel wood Plantation	30.00	-	30.00
5.	Communication & Building	10.00	-	10.00
6.	Total:	180.50	35.00	215.50

It is proposed to benefit 7,377 harijans during the year 1984-85.

Community Development:

This sector has the following major programmes

- (a) Applied Nutrition Programme and
- (b) Social input in area development and development of women/children in rural areas and Local Development works

An amount of Rs. 9.96 lakhs (3.13%) is proposed to be spent during the year 1984-85 on the following schemes:

	(Rs. in lakhs)
1. Applied nutrition programme	4.96
2. Local Development Works	5.00
	-----
	9.96
	-----

Rural Development:

Rural development sector includes three sub-sectors:

- (i) Integrated Rural Development  
(including special live-stock  
production programme)
- (ii) Drought Prone Area Programme  
(DPAP)
- (iii) National Rural Employment Programme

Outlays are not earmarked for the SCP from DPAP because it is basically an area development programme meant for the benefit of all those who live in drought prone areas. But outlays are earmarked under IRD and NREP. Rs. 3238.19 lakhs (20.89%) were proposed for the SCP for the Sixth Plan under IRD and NREP both. As mentioned earlier, the provisions under community development were mixed with IRDP and NREP during the year 1980-81. A sum of Rs. 700.50 lakhs was provided for the SCP for all the three sub sectors against which Rs.205.03 lakhs were spent. However, separate provision of Rs.6.55 lakhs, for community development for the SCP was made for the year 1981-82 but Rs.535.00 lakhs were earmarked for two sectors i.e. IRDP and NREP combined together. Only Rs.152.09 lakhs could be spent against the provision. Rs.260.00 lakhs were provided for NREP and Rs. 450.00 lakhs for IRDP during the year 1982-83. The sum proposed for the NREP was spent in full and Rs.501.73 lakhs are reported to be spent under the I.R.D.P.

-: 53 :-

The outlays for NREP and IRDP for the year 1983-84 were Rs. 293.60 lakhs and Rs. 525.00 lakhs respectively. These are proposed to be stepped up to Rs. 304.30 lakhs for NREP and Rs. 544.03 lakhs for IRDP during the year 1984-85. The number of scheduled caste beneficiaries under this sector is calculated to be 61,400.

Co-operation:

The Cooperation sector receives allocations both from the State Plan and Special Central Assistance. Provisions made for the Sixth Plan together with the expenditure are as follows:

(Rs. in lakhs)

Sl.No.	Period	Provisions			Expenditure		
		State Plan	SCA	Total	State Plan	SCA	Total
1.	2.	3.	4.	5.	6.	7.	8.
1.	1980-85	764.05	235.00	999.05			
2.	1980-81	51.20	100.00	151.20	36.12	99.00	135.12
3.	1981-82	101.50	50.00	151.50	113.09	50.00	163.09
4.	1982-83	101.69	45.00	146.69	101.69	45.00	146.69
5.	1983-84	137.50	36.80	174.30	137.50	36.80	174.30
6.	1984-85	164.11	30.00	194.11			
Total:		556.00	261.80	817.80	389.20	230.00	620.00

The schemes under this sector have been restricted to family benefit schemes only. The schemes and outlays proposed are as follows:

(Rs. in lakhs )

S.No.	Schemes	Provisions		
		State Plan	SCA	Total
1.	2.	3.	4.	5.
1.	Interest subsidy on long term loans	10.00	20.00	30.00
2.	Interest subsidy on short term Agriculture loan to harijan members	70.11	10.00	80.11
3.	Consumption loan to harijan members	45.00	-	45.00
4.	Subsidy to harijan farmers for purchase share of societies	5.00	-	5.00
5.	Investment in share capital of primary L.D.B.	14.00	-	14.00
6.	Investment in share capital of societies	20.00	-	20.00
Total:		164.11	30.00	194.11

Power:

An outlay of Rs.3400 lakhs (2.26%) was provided for the SCP for the Sixth Plan period under this sector. Rs.421.00 lakhs were provided for the year 1980-81, against which an expenditure of Rs.580.00 lakhs was made. Rs.700.00 lakhs were provided for the year 1981-82 and Rs.765.00 lakhs were spent. Rs.653.00 lakhs were provided for the year 1982-83 and it is reported that the sum provided has been spent. The amount of Rs.825.00 lakhs provided for the year 1983-84 is anticipated to be spent.

A sum of Rs.1185.87 lakhs is proposed for the year 1984-85 for the following schemes:

		(Rs.in lakhs)
S.No.	Scheme	Proposed outlay for 1984-85
1.	2.	3.
1.	Electrification of harijan bastees	1144.26
2.	Electrification of harijan villages	10.40
3.	Energization of electric pumps	31.21
Total:		1185.87

Industries:

Industries sector includes Village & Small-Scale Industries, Handlooms and Sericulture. The Corporations under this sector, viz. M.P. Leather Development Corporation, Hastha Shilpa Vikas Nigam and Khadi & Village Industries Board contribute to family oriented schemes. The provisions made and expenditure incurred under this sector are as follows:-

		(Rs.in lakhs)					
Sl.No.	Period	Provisions			Expenditure		
		State Plan	SCA	Total	State Plan	SCA	Total
1.	2.	3.	4.	5.	6.	7.	8.
1.	1980-85	601.00	419.00	1020.00			
2.	1980-81	55.77	100.00	163.77	32.50	60.13	92.63
3.	1981-82	60.00	76.00	136.00	30.46	57.71	88.17
4.	1982-83	79.10	95.00	174.10	79.10	75.30	154.40
5.	1983-84	103.75	88.35	192.10	103.75	105.25	209.00
6.	1984-85	145.00	90.50	236.38			
Total:		444.50	457.85	902.35	245.81	378.39	624.20



-: 56 :-

The outlays for the year 1984-85 are as follows:

(Rs. in lakhs)

S.No.	Sub-Sector	Provi sions State Plan	SCA	Total
1.	Handlooms	83.07	44.75	127.82
2.	Powerloom	2.00	5.75	7.75
3.	Industrial co-operatives	11.20	5.00	16.20
4.	K.& V.I.	3.73	-	3.73
5.	Sericulture	15.00	15.00	30.00
6.	Small Industries	30.88	20.00	50.88
Total:		145.88	90.50	236.38

The Schemes taken up under each sub-sector mentioned are given in the Annexure numbers II, III, IV and V.

The M.F. Leather Development Corporation (MPLDC):

The MPLDC was incorporated on 25th November, 1981. A tentative provision of Rs. 100 lakhs was made for the Sixth Plan period. Rs. 20.00 lakhs was provided for the year 1981-82 and Rs. 29.10 lakhs for the year 1982-83. Rs. 34.69 lakhs were provided for the year 1983-84. The activities of the MPLDC, which are basically meant to assist harijans, need to be expanded so that a larger coverage of harijan beneficiaries is ensured. Keeping in view this objective, Rs. 1001.00 lakhs were demanded from the Government Of India

as additional Central Assistance during 1983-84. However, this amount could not be made available. Rs.250.39 lakhs from State resources and Rs. 1001.00 lakhs from Special Central Assistance are proposed in 84-85 so that the schemes proposed during the year 1983-84 could be started now.

The Hastashilp Vikas Nigam (HVN):  
-----

The Nigam is launching a scheme to increase the earnings of those workers who are hereditarily engaged in the production of bamboo based articles. The demand of bamboo baskets in the mines of the State as also in other organizations like Bhilai Steel Plant etc. is tremendous but the item/<sup>is</sup>at present being imported from other States. The Corporation intends to procure orders for bamboo baskets from these large units and distribute them among individual craftsmen so that they can work to their full capacity and increase their income. It also plans to develop cooperative societies and strengthen the existing ones with the cooperation of the MPRASVN so that the production of bamboo article in the State is brought on a more organised footing. An expenditure of Rs. 10.00 lakhs is proposed for this purpose in 1984-85.

The coverage of families under various sectors of Industries for the year 1984-85 will be as follows:-

S.No.	Sub-Sector	No. of families proposed to be benefitted during 1984-85
1.	2.	3.
1.	Handlooms	8811
2.	Powerloom	20
3.	K & VIC	26
4.	Sericulture	3135
5.	M.P.L.D.C.	2984
6.	HSVN	1000
Total:		15984

Roads and Bridges:

A sum of Rs. 343.00 lakhs or 2.11% of the total outlay was the agreed outlay for the SCP under the sector for the Sixth Plan period. However, a sum of Rs. 489.83 lakhs has been provided in the period between 1980-1985. Year-wise provisions and expenditure are as follows:

(Rs. in lakhs)

Sl.No.	Period	Provisions	Expenditure
1.	2.	3.	4.
1.	1980-81	30.00	15.00
2.	1981-82	71.00	24.25
3.	1982-83	82.83	82.83
4.	1983-84	180.00	180.00 (anticipated)
5.	1984-85	126.00	-
Total:		489.83	302.00

189 harijan predominant villages were to be connected with main roads during the Sixth Plan. All the villages having scheduled caste population up to 50% have been covered. Therefore, it is now proposed to cover those villages where scheduled caste population is more than 20% during 1984-85.

Education:

School Education:

The expenditure on running the educational institutions is met by the financial resources available under the School education. The incentives to harijans for education are met from the resources of Harijan Development Directorate. During the Sixth Plan period a sum of Rs. 1601.29 lakhs or 21.44% of the total State Plan was the agreed outlay for School Education. However, Rs. 1296.96 lakhs could be provided during the period between 1980-1985. The yearwise provisions and expenditure are as follows :

(Rs. in lakhs)

Sl.No.	Period	Provisions	Expenditure
1.	2.	3.	4.
1.	1980-81	160.72	135.76
2.	1981-82	235.00	136.36
3.	1982-83	279.30	173.06
4.	1983-84	252.00	252.00
5.	1984-85	369.94	-
Total:		1296.96	697.98

-: 60 :-

Out of a total sum of Rs.369.94 lakhs, Rs.330.00 lakhs are proposed for the elementary education and Rs. 44.44 lakhs for secondary education.

Collegiate Education:

A sum of Rs.27.16 lakhs is proposed for the year 1984-85 under Collegiate Education. Provisions for the Sixth Plan period and yearwise allocations and expenditure are as below:-

(Rs. in lakhs)

Sl.No.	Period	Provisions	Expenditure
1.	1980-85	55.27	
2.	1980-81	10.00	4.00
3.	1981-82	5.00	5.00
4.	1982-83	10.27	10.27
5.	1983-84	30.00	30.00
6.	1984-85	27.16	-
Total:		82.43	49.27

It is estimated that 11,000 harijan students will be benefitted from the outlay provided for the year 1984-85.

Technical Education:

Rs.12.00 lakhs are proposed for Technical Education under Special Component Plan for the year 1984-85. Rs.16.39 lakhs were proposed for the Sixth Plan period. In the

preceeding three years the expenditure was more than the outlay provided. During 1900-01 Rs.1.00 lakh was provided but expenditure incurred was Rs.3.23 lakhs. In 1901-02 and 1902-03 Rs.2.00 lakhs and Rs. 3.00 lakhs respectively were provided. Rs.6.15 lakhs was spent in the year 1901-02 and Rs.6.00 lakhs in the year 1902-03. Rs.11.00 lakhs was proposed for the year 1903-04.

1050 harijan students will benefit from the schemes under Technical Education.

Social Welfare, Social Education & Nutrition:

Under Social Welfare sector three programmes are included, viz. Social Welfare, Social Education and Nutrition. Yearwise outlays and expenditure during Sixth Plan are as below:

		(Rs. in lakhs)					
S. No.	Period	Social Welfare		Social Education		Nutrition	
		Prov-ision	Expen-diture	Prov-ision	Expen-diture	Provi-sion	Expen-diture
1.	1900-05	125.00	-	190.01	-	188.67	-
2.	1900-01	0.10	1.46	15.75	0.51	28.50	15.25
3.	1901-02	17.50	0.90	32.00	0.65	32.50	31.30
4.	1902-03	19.10	19.10	38.25	38.25	39.00	39.00
5.	1903-04	12.10	12.10	45.50	45.50	47.00	47.00
6.	1904-05	14.80	-	64.44	-	62.10	-
Total:		71.60	33.56	195.94	84.91	209.10	132.55

Rs.5.00 lakhs are proposed to be provided out of Special Central Assistance for the social welfare programmes

0.99 lakh adults shall be made literate and 0.60 lakh beneficiaries will be covered under the Special Nutrition programme during the year 1984-85.

Youth Welfare:

Rs.6.50 lakhs or 4.4% of the total State Plan outlay was provided for the SCP for the Sixth Plan period. Yearwise provisions made and expenditure incurred during subsequent years are as follows:

(Rs. in lakhs)

S.No.	Period	Provisions	Expenditure
1.	1980-81	0.25	0.524
2.	1981-82	1.16	0.482
3.	1982-83	1.33	1.33
4.	1983-84	1.75	1.75 (Anticipated)
5.	1984-85	2.00	-
Total:		6.49	4.086

Public Health:

Outlays and expenditure under Public Health Services are as follows :-

(Rs. in lakhs)

Sl. No.	Period	Provision			Expenditure		
		State Plan	SCA	Total	State Plan	SCA	Total
1.	2.	3.	4.	5.	6.	7.	8.
1.	1900-05	290.40	110.00	400.40			
2.	1900-01	15.50	20.00	35.50	16.64	-	16.64
3.	1901-02	67.00	20.00	87.00	20.74	2.25	30.99
4.	1902-03	02.00	22.00	104.00	27.72	4.70	32.42
5.	1903-04	76.00	13.10	89.10	76.00	13.10	89.10
6.	1904-05	91.40	-	91.40			
Total:		331.90	75.10	407.00	149.10	20.05	169.15

Rs. 91.40 lakhs provided for the year 1904-05 will be spent on the following schemes:

(Rs. in lakhs)

Sl.No.	Scheme	Proposed outlay
1.	Rural Health Centres & Dispensaries in Harijan Bastees	66.00
2.	Compounders training for the Harijans	5.62
3.	Incentives to the traditional Dais	9.00
4.	Dresser's training for Dais	4.78
5.	Prizes & Awards to harijans	6.00
Total:		91.40



Drinking Water:

Rs.1971.89 or 13.46% of the total State Plan was proposed for the Sixth Plan period. Rs.500.00 lakhs were proposed for the year 1980-81 out of which Rs.394.00 lakhs were spent. Rs.356.00 lakhs were proposed for the year 1981-82 against which Rs. 361.25 lakhs were spent. During the year 1982-83, Rs.445.77 lakhs were proposed out of which Rs.345.77 lakhs were spent. Rs.375 lakhs are proposed for the year 1983-84, which will be spent. A sum of Rs.465.00 lakhs is proposed for the year 1984-85.

Under Rural Water Supply schemes the yearwise achievements are as follows:-

Sl.No.	Period	Achievements
1.	1980-85	1725 (projected)
2.	1980-81	893
3.	1981-82	196
4.	1982-83	384
5.	1983-84	252 (anticipated)
6.	1984-85	305 (Proposed)

Housing:

Housing needs of the harijans are met by the schemes implemented under Rural Housing and those run by the Housing Board and Director, Harijan Development. The Schemes run by the Director, Harijan Development will be discussed when the Backward Classes Sector are taken up. Schemes run

--: 65 :-

by the Rural Housing and Housing Board shall be discussed here.

Rural Housing:

A sum of Rs.966.60 lakhs (33.00%) of the total) was provided for rural housing for the Sixth Plan period. The provisions and expenditure yearwise are as below:-

(Rs.in lakhs)

Sl.No.	Year	Provision	Expenditure
1.	1980-81	25.80	26.76
2.	1981-82	37.00	113.00
3.	1982-83	138.40	138.40
4.	1983-84	156.00	156.00 (Anticipated)
5.	1984-85	217.24	-
Total:		574.44	434.16

A target of allotting 26,637 plots to harijans alongwith the assistance for construction has been fixed for the year 1984-85.

Housing Board:

A sum of Rs.177.09 lakhs or 10% of the total outlay was provided for the SCP for the Sixth Plan period. Rs. 200.00 lakhs and Rs.80.00 lakhs were provided for the years 1980-81 and 81-82 respectively but no expenditure could be incurred during these two years. Rs.90.00 lakhs were provided for the year 1982-83 which were spent. Rs.96.00 lakhs was provided for 1983-84. It is expected

that the amount shall be utilised. It is proposed to provide Rs.129.05 lakhs for the year 1984-85.

The Housing Board constructs houses for the harijan under two scheme viz. EWS (Economically Weaker Sections) and LIG (Lower Income Groups); The achievements under these two schemes and target fixed for the year 1984-85 are as follows:-

Year ----	No.of houses -----	
	EWS ----	LIG ---
1982-83	133	Nil
1983-84	194	71
1984-85	233	84

Urban Development:

The main objective of the programmes under this sector is the improvement of environment in slum areas. The schemes are executed through the Gandhi Basti Nirmulan Mandal (Slum Clearance Board). Rs.125.65 lakhs were provided for the SCP for the Sixth Plan period. No funds could be provided, however, for the year 1980-81, Rs. 20 lakhs were provided for the year 1981-82 which could not be spent. Rs.35.00 lakhs and 42.00 lakhs were provided for the years 1982-83 and 1983-84 respectively. The sums provided during these two years were spent. Rs.65.00 lakhs are proposed for the year 1984-85. The schemes and the targets fixed for benefitting the harijans are as follows:

--: 67 :-

<u>Scheme</u>	<u>Rs.in lakhs</u>	<u>Target</u>
1. Water Supply		49,950 scheduled castes in slum areas
2. Improvement of roads & communications		
3. Drainage	65.00	
4. Community Bath & Latrines		
5. Street Lighting & pavement		

Local Bodies Development:

Yearwise provisions and expenditure incurred during the Sixth Plan period are as below :

(Rs. in lakhs)

Sl.No.	Period	Provisions			Expenditures		
		State Plan	SCA	Total	State Plan	SCA	Total
1.	2.	3.	4.	5.	6.	7.	8.
1.	1980-85	39.25	44.00	83.25			
2.	1980-81	7.00	-	7.00	8.34	-	8.34
3.	1981-82	8.00	8.00	16.00	8.00	-	8.00
4.	1982-83	9.00	16.00	25.00	9.00	123.91	132.91
5.	1983-84	10.80	17.40	28.20	10.80	17.40	28.20
6.	1984-85	16.21	10.00	26.21			
<b>Total:</b>		<b>51.01</b>	<b>51.40</b>	<b>102.41</b>	<b>36.14</b>	<b>141.31</b>	<b>177.45</b>

Though infrastructural development and area development schemes also are taken under this sector, it has been decided for the year 1984-85 to invest the whole sum

proposed both from the State Plan and Special Central Assistance for the construction of 1100 shops/gumties for the harijans so that they can be helped substantially in rising above the poverty line.

Information and Publicity:

Year-wise provisions and expenditure under the sector are as below :

Sl.No.	Period	Provision	Expenditure
1.	1980-85	11.95	
2.	1980-81	-	-
3.	1981-82	2.29	2.70
4.	1982-83	3.09	3.09
5.	1983-84	3.45	3.45
6.	1984-85	5.20	-
Total:		14.11	9.32

One Video Publicity unit established at the headquarters in 1981-82, two special publicity units established at Raipur and Indore in 1982-83, and one special publicity unit proposed to be established at Jabalpur in 1983-84 will be continued in 1984-85. Rs.2.92 lakhs will be required as recurring expenditure for all these units. The rest of the sum will be utilised for the information Centres.

Labour Welfare & Craftsmen Training:

The schemes for the welfare of the harijans are run by two organisations, viz. Labour Commissioner, Indore and Director, Employment & Training, Jabalpur. The rehabili-

tation of Bonded Labourers and providing relief to the scheduled caste agricultural labourers through the implementation of Minimum wages Act, 1948 are taken up by the Labour Commissioner, Indore. Craftsmen's training and provision of employment facilities are looked after by the Director, Employment & Training, Jabalpur.

Year-wise provisions and expenditure are as below:

Sl.No.	Period	Labour Welfare		Craftsmen Training and Employment	
		Provi- sion	Expen- diture	Provi- sion	Expen- diture
1.	1980-85	9.77	-	34.16	-
2.	1980-81	Nil	Nil	Nil	Nil
3.	1981-82	2.40	Nil	1.90	Nil
4.	1982-83	2.76	2.76	5.47	5.47
5.	1983-84	3.45	3.45 (Anticipated)	8.50	8.50 (Anticipated)
6.	1984-85	3.92		3.05	
Total:		12.53	6.21	19.72	13.97

The target of rehabilitating 250 bonded labourers was kept for the year 1983-84. For the year 1984-85 a target of rehabilitating 300 bonded labourers is fixed. The machinery for identification, survey and rehabilitation of bonded labourers will be strengthened and mobilized. Similarly, the implementation of the Minimum Wages Act will also be made effective by providing staff in sufficient number. Training in different crafts will be provided to scheduled caste children through the Industrial Training Institutes and Polytechnics.

BACKWARD CLASSES WELFARE : HARIJAN DEVELOPMENT:

The Director, Harijan Development implements schemes pertaining to the Education, Economic uplift, Health, Housing and Welfare of Denotified tribes. Provisions made and expenditure incurred during the Sixth Plan period yearwise are as follows:

(Rs. in lakhs)

Sl.No.	Period	Provision			Expenditure		
		State Plan	SCA	Total	State Plan	SCA	Total
1.	2.	3.	4.	5.	6.	7.	8.
1.	1980-85	1752.97	1652.00	3404.97			
2.	1980-81	291.63	290.00	581.63	547.04	136.20	683.24
3.	1981-82	287.12	300.00	587.12	348.73	243.97	592.70
4.	1982-83	328.46	271.00	599.46	323.46	271.00	594.46
5.	1983-84	377.72	239.20	616.92	377.72	239.20	616.92
6.	1984-85	521.13	478.31	999.44			
Total:		1806.06	1570.51	3376.57	1601.95	890.37	2492.32

During the year 1984-85 schemes to be taken from the State Plan resources are as below:

	(Rs. in lakhs)
1. Education	410.73
2. Economic Uplift	48.05
3. Health, Housing & Other schemes	54.35
4. State share on Centrally Sponsored programme	39.87
Total:	561.00

Provisions from the Special Central Assistance are as under :-

(Rs.in lakhs)

Sl.No.	Schemes	Provisions from the Special Central Assistance during 1984-85
1.	2.	3.
1.	Self-Employment	105.00
2.	Professionalization of unclean occupations	110.00
3.	Welfare of Nomadic, Semi-nomadic and Denotified Communities	78.31
4.	M.P.Rajya Antyavasayee Vikas Nigam	50.00
5.	Development of Harijan Basties	104.00
6.	Grant-in-aid to Local Bodies	10.00
7.	Economic Uplift	21.00
		----- 478,31 -----

M.P.Rajya Antyavasayee Sahkari Vikas Nigam:

MPRASVN, a financing institution was established in March, 1979, under the Madhya Pradesh Cooperative Act, 1960 for arranging credits to scheduled castes, scheduled tribes and other weaker sections to enable them to establish their own trade or business. As per the byelaws of the Nigam, the membership ratio between scheduled castes and non-scheduled castes should be 70:30 and in the same ratio financial assistance should be provided. In the beginning the work of the Nigam was taken up in 19 districts. Later, 15 more districts were added. Thus, the Nigam has extended its activities in 34 districts. It has been decided to increase the number to 37 districts with the addition of Sidhi, Rajnandgaon and Khandwa districts. The business of the



Nigam is done through the district level Cooperative Development Societies which are also registered under the M.P.Cooperative Act,1960. The objectives and programmes of the Nigam are as under:-

- (i) To plan, promote, undertake and assist development programmes connected with individual oriented in-come generating schemes such as animal husbandry, small-scale, cottage and village industries, trades and business or such other activities as may enable the families of scheduled castes, scheduled tribes and other weaker sections to earn a better living and help them to improve their standard of living.
- (ii) Development of rural and urban artisans.
- (iii) To provide financial assistance to educated unemployed persons.
- (iv) To provide working capital and share money to the affiliated societies by advancing loans and cash credit.
- (v) To co-ordinate, supervise and control over the activities of the affiliated societies.
- (vi) To plan and implement directly or through District Societies or through other societies or agencies, programmes for construction of buildings for various activities and instructions of Government/Semi-Government/Private agencies.

The number of beneficiaries who have been assisted by the Nigam to get credit facilities during last three years are as under :-

Cooperative Year	No.of Beneficiaries	Bank loan distributed (Rs. in lakhs)
1980-81	6,515	1.07
1981-82	12,032	2.45
1982-83	15,189	4.99
1983-84	22,500	900.00
Total:	56,236	908.51

-: 73 :-

During the year 1984-85, a target of benefitting 30,000 beneficiaries has been kept. Bank loan to the tune of Rs.1200.00 lakhs will be made available.

Provisions for the year 1984-85 are as follows:

Sl.No. Schemes		Provisions(Rs.in lakhs)
1.	2.	3.
1.	Establishment subsidy for the Nigam and district societies	46.81
2.	Self-Employment schemes (subsidy portion)	264.00
Total:		310.00

The MPRASVN has also taken up a special programme of construction of 210 hostel buildings, 100 for the boys and 110 for the girls. The estimated cost of these buildings is Rs.1040.01 lakhs. A sum of Rs.379.00 lakhs was received till 1982-83 and against this the estimated expenditure was Rs. 221.93 lakhs. Rs.661.21 lakhs are anticipated for the year 1983-84 and Rs. 019.00 lakhs are proposed for the year 1984-85.

...

**WEARWISE  
ABSTRACT OF/ SECTORWISE PROVISIONS AND EXPENDITURE FROM THE  
STATE PLAN**

(Rs. in lakh)

S. No.	S E C T O R S	SIXTH PLAN 1980-85			ANNUAL PLAN 1980-81			ANNUAL PLAN 1981-82		
		Agreed State Plan outlay	Flow to SCP	% of total out- lay	State Plan outlay	Flow to SCP	Expdt actual	State Plan outlay	Flow to SCP	Expdt. Actual
1	2	3	4	5	6	7	8	9	10	11
<b>I- AGRICULTURE &amp; ALLIED SECTORS:</b>										
1.	(a) Agriculture Production	7175.00	736.07	10.25	888.77	56.00	56.00	1387.86	187.72	187.72
	(b) Horticulture and Farm Forestry.									
2.	Land Reforms	1500.00	104.00	6.93	250.00	13.00	6.00	270.00	26.00	6.00
3.	<u>Minor Irrigation:</u>									
	(a) Minor Irrigation (Agriculture Deptt.)	6320.00	1494.32	23.64	1042.68	180.00	410.00	793.84	281.00	111.18
	(b) Minor Irrigation (Irrigation Deptt.)	19955.00	1981.62	9.92	4761.00	400.00	476.00	3547.00	270.00	355.00
	(c) Micro Minor Irrg.	500.00	36.08	7.2	-	-	-	100.00	8.00	0.28
4.	<u>Soil &amp; Water Conservation:</u>									
	(a) Agriculture Deptt.	3700.00	521.43	14.08	428.24	65.00	62.00	854.80	129.00	119.70
	(b) Forest Deptt.	100.00	-	-	56.96	-	-	19.00	-	-
5.	Area Development	9475.00	257.86	2.72	650.00	100.00	-	1204.00	26.00	-
6.	Animal Husbandry	2475.00	400.49	16.19	393.62	62.98	1.29	430.00	66.99	2.243
7.	Dairy Development	370.00	10.8	2.70	60.04	9.66	-	80.00	2.00	2.5
8.	Fisheries	700.00	75.00	10.71	107.00	9.07	8.47	120.00	12.00	Nil
9.	Forest	3800.00	354.66	9.3	550.22	74.00	77.54	819.78	80.00	36.12

SECTORS		Annual Plan 1982-83			Annual Plan 1983-84			Annual Plan 1984-85		
1	2	State Plan Outlay	Flow to SCP	Expend. Actual	State Plan outlay	Flow to SCP	Expend. anticipated	State Plan Outlay	Flow to SCP	Percentage
1	2	12	13	14	15	16	17	18	19	20
<u>I-AGRICULTURE &amp; ALLIED SECTORS:</u>										
1.	(a) Agriculture Production	542.78	228.13	289.83	1872.62	391.87	391.87	2130.00	530.27	24.89
	(b) Horticulture and Farm Forestry.							320.00	54.00	16.87
2.	Land Reforms	269.00	38.70	8.98	309.35	18.00	18.00	370.00	7.74	2.09
3.	<u>Minor Irrigation:</u>									
	(a) Minor Irrigation (Agriculture Deptt.)	1043.55	339.40	339.40	600.00	112.00	292.50	960.00	219.89	22.90
	(b) Minor Irrigation (Irrigation Deptt.)	3310.00	340.00	340.00	4394.00	64.89	64.89	4552.00	23.80	0.52
	(c) Micro Minor Irrigation (Agriculture Deptt.)	100.00	14.64	14.64	115.00	15.15	16.15	138.00	13.80	10.00
4.	<u>Soil &amp; Water Conservation:</u>									
	(a) Agriculture Department	663.28	250.00	250.00	893.60	185.00	185.00	1072.26	156.31	14.57
	(b) Forest Department	23.00	-	-	26.45	-	-	32.74	-	-
5.	Area Development	1900.00	43.19	43.19	2185.00	50.00	50.00	2700.00	69.25	2.56
6.	Animal Husbandry	442.00	87.47	87.47	508.30	90.00	90.00	680.00	106.86	15.71
7.	Dairy Development	82.00	3.20	3.20	94.30	5.48	5.48	115.00	7.41	6.44
8.	Fisheries	130.00	15.00	15.00	149.50	21.80	21.80	200.00	28.98	14.49
9.	Forest	700.00	100.00	905.00	905.00	85.00	85.00	1600.00	180.50	11.28

## S.No. SECTORS

SIXTH PLAN  
1980-85ANNUAL PLAN  
1980-81ANNUAL PLAN  
1981-82Agreed  
State  
Plan  
OutlayFlow  
to  
SCP% of  
total  
outlayState  
Plan  
outlayFlow  
to  
SCPExpdt.  
actualState  
Plan  
outlayFlow  
to  
SCPExpdt.  
actual

	2	3	4	5	6	7	8	9	10	11
10. Community Development	1286.00	321.47	3.46	1374.06	500.00	102.63	1374.19	6.55	6.55	
11. Rural Development										
A-N.R.E.S.P.		3238.19	20.89	-	-	-	-	194.79	194.79	
B-D.P.A.P.	15500.00			199.43	-	-	238.00	-	-	
C-I.R.D.P.				678.00	200.50	182.40	1225.68	535.00	152.89	
12. Panchayat	214.00	-	-	41.20	-	-	49.38	-	-	
TOTAL-I	73070.00	9531.99	13.04	11481.22	1670.96	1382.33	12513.53	1825.05	1075.21	
II-COOPERATION:	4790.00	764.05	15.59	594.00	51.20	36.12	935.00	101.50	113.89	
TOTAL-II	4790.00	764.05	15.59	594.00	51.20	36.12	935.00	101.50	113.89	
III-Irrigation & Power:										
1. Irrigation	58785.00	-	-	8833.00	-	-	10107.00	-	-	
(a) Major Irrg. Schemes	19215.00	1921.00	10.00	1507.00	360.00	272.00	1771.00	281.80	177.00	
(b) Medium Irrg. Schemes										
Sub total Irrigation:	78000.00	1921.00	2.46	10390.00	360.00	272.00	11958.00	281.80	177.00	
2. Flood Control	480.00	-	-	80.00	-	-	90.00	-	-	
3. Power	150000.00	3400.00	2.26	22203.00	421.00	580.00	26400.00	700.00	765.00	
TOTAL-III	228480.00	5321.00	2.33	32623.00	781.00	852.00	28261.00	981.00	942.00	

S.No.	SECTORS	Annual Plan 1982-83			Annual Plan 1983-84			Annual Plan 1984-85		
		State Plan Outlay	Flow to SCP	Expdt. actual	State Plan Outlay	Flow to SCP	Expdt. antici- pated	State Plan outlay	Flow to SCP	Percent -age.
1	2	12	13	14	15	16	17	18	19	20
10.	Community Development	40.00	6.00	6.00	322.00	9.00	9.00	270.04	9.96	3.68
11.	<u>Rural Development:</u>									
	a-N.R.E.P.	1534.00	260.00	260.00	1764.10	288.60	288.60	1860.00	304.30	16.36
	b-D.P.A.P	285.00	-	-	327.75	-	-	360.00	-	-
	c-I.R.D.P.	1681.00	458.00	501.73	1933.15	525.00	525.00	2006.00	544.83	27.16
12.	Panchayat	50.00	-	-	57.50	-	-	25.55	-	-
	TOTAL-I	13995.61	2183.73	2259.44	16457.62	1862.79	2043.29	19391.59	2257.90	
II-	Cooperation:	1168.75	101.69	101.69	1075.25	137.50	137.50	1210.00	164.11	13.56
III-	<u>Irrigation &amp; Power:</u>									
1-	Irrigation	11078.00	-	-	-	-	-	21200.00	-	-
	a-Major Irrg.Schemes	2572.00	301.00	257.00	6006.50	-	-	-	-	-
	b-Medium , ,									
	Sub Total Irrigation									
2.	Flood Control	90.00	-	-	103.00	-	-	103.00	-	-
3.	Power	30000.00	653.00	653.00	34460.00	825.00	825.00	40150.00	1185.87	2.96
	TOTAL-III	32662.00	954.00	910.00	40562.50	825.00	825.00	61453.00	1135.87	

.....

S. No.	SECTORS	SIXTH PLAN 1980-85			ANNUAL PLAN 1980-81			ANNUAL PLAN 1981-82		
		Agreed State Plan outlay	Flow to SCP	% of total outlay	State Plan outlay	Flow to SCP	Expdt. actual	State Plan outlay	Flow to SCP	Expdt. actual
1	2	3	4	5	6	7	8	9	10	11
<b>IV-INDUSTRIES AND MINING:</b>										
1.	Handloom	1331.00	291.00	-	179.70	47.77	29.50	116.42	51.04	30.46
2.	Powerloom	4909.00	310.00	9.50	761.67	8.00	3.00	1077.20	8.96	Nil
3.	Industrial Cooperatives									
4.	Khadi & Village Indust.									
5.	Sericulture									
6.	Industries									
7.	Mining	575.00	-	-	83.01	-	-	75.89	-	-
<b>T O T A L -IV</b>		<b>6095.00</b>	<b>601.00</b>	<b>0.7</b>	<b>1024.30</b>	<b>55.77</b>	<b>32.50</b>	<b>1269.51</b>	<b>60.00</b>	<b>30.46</b>
<b>V- TRANSPORT &amp; COMMUNICATION:</b>										
1.	Roads & Bridges	13000.00	343.00	2.63	3367.00	30.00	15.00	4179.80	71.00	24.28
2.	Road Transport	2780.00	-	-	845.00	-	-	600.00	-	-
3.	Tourism	500.00	-	-	85.00	-	-	97.67	-	-
<b>TOTAL-V</b>		<b>16250.00</b>	<b>343.00</b>	<b>2.11</b>	<b>4297.00</b>	<b>30.00</b>	<b>15.00</b>	<b>4877.47</b>	<b>71.00</b>	<b>24.25</b>
<b>I-SOCIAL &amp; COMMUNITY SERVICES:</b>										
1.	School Education:	7468.84	1601.29	21.44	986.90	160.72	135.76	940.52	235.00	136.36
2.	Collegiate Education:	819.75	55.27	6.74	103.00	10.00	4.00	112.72	5.00	5.00
3.	Social Education:	763.28	190.81	24.99	121.00	15.75	0.51	128.00	32.00	0.65
4.	Youth Welfare	145.73	6.50	4.40	20.00	0.25	0.524	43.00	1.16	0.482
5.	Arts & Culture	637.58	-	-	40.00	-	-	101.50	-	-
6.	Technical Education:	614.82	16.39	2.66	70.00	1.00	3.23	115.00	2.00	6.15

.....

S.No.	S E C T O R S	Annual Plan 1982-83			Annual Plan 1983-84			Proposed Annual Plan 1984-85		
		State Plan Outlay	Flow to SCP	Expdt. actual	State Plan Outlay	Flow to SCP	A n t i c i -p a t e d expdt.	St a t e Plan Outaly	Flow to SCP	Perce -t a g e
1	2	42	13	14	15	16	17	18	19	20
<b>IV-INDUSTRIES &amp; MINING:</b>										
	1.Handloom	285.00	54.00	54.00	325.00	55.00	55.00			
	2.Powerloom									
	3.Industrial Cooperatives									
	4.Khadi & Village Industries									
	5.Sericulture	1532.32	25.10	25.10	2412.79	48.75	48.75	3640.00	145.88	
	6.Industries									
	7.Mining	133.40	-	-	140.00	-	-	160.00		
	<b>TOTAL-IV</b>	<b>1950.72</b>	<b>79.10</b>	<b>79.10</b>	<b>2877.79</b>	<b>103.75</b>	<b>103.75</b>	<b>3800.00</b>	<b>145.88</b>	<b>3.89</b>
<b>V-TRANSPORT &amp; COMMUNICATION:</b>										
	1.Road & Bridges	2550.00	82.83	82.83	2760.00	180.00	180.00	3500.00	126.00	3.60
	2.Road Transport	800.00	-	-	800.00	-	-	960.00	-	-
	3.Tourism	100.00	-	-	135.00	-	-	180.00	-	-
	<b>TOTAL-V</b>	<b>3450.00</b>	<b>82.83</b>	<b>82.83</b>	<b>3695.00</b>	<b>180.00</b>	<b>180.00</b>	<b>4640.00</b>	<b>126.00</b>	<b>2.71</b>
<b>VI-SOCIAL &amp; COMMUNITY SERVICES:</b>										
	1.School Education	1200.00	279.30	173.86	1801.70	252.00	252.00	2731.80	369.94	14.00
	2.Collegiate Education	143.00	10.27	10.27	320.00	30.00	30.00	533.16	27.16	6.25
	3.Social Education	130.00	38.25	38.25	152.84	45.50	45.50	209.36	46.30	
	4.Youth Welfare	40.00	1.33	1.33	46.59	1.75	1.75	53.85	2.00	
	5.Arts & Culture	115.00	-	-	160.45	-	-	200.00	-	-
	6.Technical Education	132.00	3.00	6.00	533.00	11.00	2.06	580.00	12.00	2.06



S.No.	SECTORS	SIXTH PLAN 1980-85			ANNUAL PLAN 1980-81			ANNUAL PLAN 1981-82		
		Agreed State Plan Outlay	Flow to SCP	% of total outlay	State Plan Outlay	Flow to SCP	Expdt. actual	State Plan outlay	Flow to SCP	Expdt. actual
		3	4	5	6	7	8	9	10	11
7.	Science & Techonlogy	-	-	-	-	-	-	-	-	-
8.	Health Services	9382.00	298.40	3.18	1852.15	15.50	16.64	1816.38	67.00	28.74
9.	E.S.I.	18.00	-	-	1.18	-	-	3.85	-	-
10.	Water Supply (PHE)	14650.00	1971.89	13.46	3032.91	500.00	394.27	2909.79	356.00	361.25
11.	<u>Housing Schemes:</u>									
	a.Housing Board	1770.97	177.09	10.00	315.00	200.00	Nil	215.95	80.00	Nil
	b.Rural Housing	2900.00	966.60	33.00	74.22	25.80	26.76	346.00	37.00	113.00
	c.Police Housing	273.05	-	-	59.00	-	-	44.04	-	-
	d.Rental Housing	507.10	-	-	77.00	-	-	256.62	-	-
	e.Loan to Govt. Servants	312.06	-	-	75.00	-	-	47.18	-	-
	f.Welfare of Prisoners	46.82	-	-	9.46	-	-	6.91	-	-
12.	Urban Development	1261.36	125.65	9.91	170.00	-	-	200.00	20.00	-
	(a)Environment									
13.	Local Bodies Development	238.64	39.25	16.45	46.00	7.00	8.34	50.00	8.00	8.00
14.	State Capital Project	1000.00	-	-	280.00	-	-	200.00	.	-
15.	Information & Publicity	120.00	11.95	9.96	20.00	-	-	22.00	2.78	2.78
16.	<u>LABOUR &amp; LABOUR WELFARE:</u>									
	(a)Labour Welfare	40.00	9.77	24.42	3.84	Nil	Nil	17.40	2.40	Nil
	(b)Craftsmen training	244.00	34.16	14.00	31.67	Nil	Nil	31.50	1.90	Nil
	(c)State Employment Services	6.00	-	-	-	-	-	3.10	-	-
	Sub Total-	290.00	43.93	38.42	35.51	-	-	52.00	4.30	-

....

S.No.	SECTORS	Annual Plan 1982-83			Annual Plan 1983-84			Proposed Annual Plan 1984-85		
		State Plan Share	Flow to SCP	Expdt.	State Plan Share	Flow to SCP	Antici- -pated Expdt.	State Plan Share	Flow to SCP	Percent -age
1	2	12	13	14	15	16	17	18	19	20
7.	Science & Technology	-	-	-	-	-	-	38.40	-	-
8.	Health Services	2118.55	82.00	27.72	2135.65	76.00	76.00	2692.58	91.40	3.30
9.	E.S.I.	4.45	-	-	3.65	-	-	5.32	-	-
10.	Water Supply(PHE)	4300.00	445.77	345.77	3200.00	375.00	375.00	3840.00	465.00	12.10
11.	<u>Housing Schemes:</u>									
	a-Housing Board	269.25	90.00	90.00	287.65	96.00	96.00	387.35	129.05	33.31
	b-Rural Housing	346.00	138.40	138.40	450.00	156.00	156.00	580.00	217.24	37.45
	c-Police Housing	50.65	-	-	47.05	-	-	60.00	-	-
	d-Rental Housing	65.10	-	-	60.43	-	-	200.00	-	-
	e-Loan to Govt. servants	54.25	-	-	287.70	-	-	481.40	-	-
	f-Welfare of Prisoners	7.95	-	-	6.05	-	-	9.95	-	-
12.	Urban Development	225.42	35.00	35.00	259.20	42.00	42.00	365.75	65.00	-
	(a)Environment	-	-	-	100.00	-	-	37.90	-	-
13.	Local Bodies Dev.	54.48	9.00	9.00	62.80	10.80	10.80	92.25	16.21	17.7
14.	State Capital Project	230.00	-	-	300.00	-	-	360.00	-	-
15.	Information & Publicity	25.00	3.09	3.09	27.63	3.45	3.45	74.41	5.28	-
16.	<u>LABOUR &amp; LABOUR WELFARE:</u>									
	(a)Labour Welfare	16.30	2.76	2.76	18.75	3.45	3.45	95.25	3.92	4.1
	(b)Craftsmen training	37.68	5.47	5.47	64.00	8.50	8.50	-	3.85	-
	(c)State Employment services	1.02	-	-	1.20	-	-	-	-	-

.....

S.No.	SECTORS	SIXTH PLAN 1980-85			ANNUAL PLAN 1980-81			ANNUAL PLAN 1981-82		
		Agreed Flow State Plan Outlay	to SCP	% of total outlay	State Plan outlay	Flow to SCP	Expdt. actual	State Plan Outlay	Flow to SCP	Expdt. actual
1	2	3	4	5	6	7	8	9	10	11
17.	(d) Welfare of SE/STs Welfare of Scheduled Castes and Scheduled Tribes.	4000.00	172.97	42.70	370.00	291.63	547.04	690.00	287.12	348.73
18.	Social Welfare	500.00	125.00	25.00	53.26	8.10	1.46	95.00	17.50	0.90
19.	<u>Nutrition Programme:</u>									
	(a) Tribal Welfare Deptt.	1348.55	162.67	12.06	236.00	-	-	269.89	74.00	N.A.
	(b) Social Welfare Deptt.	651.45	188.67	28.96	114.00	28.50	15.25	130.11	32.50	31.30
20.	Legal aid to poor	116.58	-	-	18.00	-	-	16.15	-	-
21.	Sanjay Gandhi Training Institute for training youth leadership programme.	29.14	-	-	-	-	-	4.00	-	-
22.	State Employment Programme	194.28	27.19	14.00	37.65	-	-	35.00	4.90	N.A.
	<b>TOTAL-VI</b>	<b>50060.00</b>	<b>7761.52</b>	<b>15.50</b>	<b>8499.24</b>	<b>1364.25</b>	<b>1153.78</b>	<b>8851.61</b>	<b>1194.77</b>	<b>1043.34</b>
VII	<u>GENERAL ECONOMIC SERVICES:</u>	200.00	-	-	10.00	-	-	10.00	-	-
	1.(a) State Planning Board	200.00	-	16.45	-	-	-	-	3.10	-
	(b) Distt.Plang.Machinery									
	2.Statistics	45.00	-	-	36.10	-	-	41.00	-	-
	3.Computer Centre	80.00	-	-	2.37	-	-	60.00	-	-
	4.Weights & Measures	30.00	-	-	2.00	-	-	3.00	-	-
	<b>TOTAL -VII</b>	<b>355.00</b>	<b>-</b>	<b>-</b>	<b>50.47</b>	<b>-</b>	<b>-</b>	<b>114.00</b>	<b>-</b>	<b>-</b>

Contd.

S.No.	S E C T O R S	Annual Plan			Annual Plan			Proposed		
		1982-83			1983-84			Annual Plan 1984-85		
1	2	State Plan share	Flow to SCP	Expdt.	State Plan share	Flow to SCP	Anticipated Expdt.	State plan share	Flow to SCP	Percentage
1	2	12	13	14	15	16	17	18	19	20
17.	Welfare of Sch.Castes & Scheduled Tribes.	793.50	328.46	328.46	1297.00	377.72	377.72	2422.99	521.13	
18.	Social Welfare	70.00	19.10	19.10	77.65	12.10	12.10	78.25	14.80	
19.	<u>Nutrition Programme:</u>									
	a. Tribal Welfare Deptt.	312.38	-	-	359.25	-	-	430.00	.	-
	b. Social Welfare Deptt.	150.62	39.00	39.00	189.74	47.00	47.00	207.00	33.00	15.94
20.	Legal Aid to Poor	20.00	-	-	23.00	-	-	23.00	-	-
21.	Sanjay Gandhi Training Institute for Youth Leadership programme.	5.00	-	-	1.50	-	-	1.50	-	-
22.	State Employment Prog.	45.00	5.64	5.64	51.75	6.75	6.75	48.95	7.00	14.00
	<b>TOTAL-VI</b>	<b>10962.60</b>	<b>1535.84</b>	<b>1279.12</b>	<b>12626.23</b>	<b>1555.02</b>	<b>1546.08</b>	<b>16840.72</b>	<b>2030.28</b>	<b>12.05</b>
VI-	<u>General Economic Services:</u>									
	1. State Planning Machinery	30.00	-	-	34.50	-	-	13.50	-	-
	2. Statistics	10.00	-	-	11.50	-	-	36.50	-	-
	3. Computer Centre	49.00	-	-	56.25	-	-	57.15	-	-
	4. Weights & Measures	5.00	-	-	5.75	-	-	5.85	-	-
	<b>TOTAL-VII</b>	<b>64.00</b>	<b>-</b>	<b>-</b>	<b>73.50</b>	<b>-</b>	<b>-</b>	<b>113.00</b>	<b>-</b>	<b>-</b>

S.No.	S E C T O R S	SIXTH PLAN 1980-85			ANNUAL PLAN 1980-81			ANNUAL PLAN 1981-82		
		Agreed State Plan outlay	Flow to SCP	% of total outlay	State Plan outlay	Flow to SCP	Expdt. actual	State Plan outlay	Flow to SCP	Expdt. actual
1	2	3	4	5	6	7	8	9	10	11
VIII- <u>General Services:</u>										
	Stationery and Printing	100.00	-	-	30.29	-	-	15.00	-	-
G R A N D - TOTAL-		380000.00	24322.56	6.40	5899.60	3853.18	3476.73	56837.18	4231.12	3329.2

S.No.	S E C T O R S	Annual Plan 1982-83			Annual Plan 1983-84			Proposed Annual Plan 1984-85		
		State plan share	Flow to SCP	Expdt	State plan share	Flow to SCP	Anticipated Expdt.	State plan share	Flow to SCP	Percentage
1	2	12	13	14	15	16	17	18	19	20
<b><u>VIII- GENERAL SERVICES:</u></b>										
	Stationery & Printing	20.00	-	-	23.00	-	-	31.00	-	-
	<b>GRAND TOTAL</b>	<b>64273.68</b>	<b>4937.19</b>	<b>4712.18</b>		<b>4664.06</b>	<b>4835.02</b>	<b>107479.31</b>	<b>5910.04</b>	<b>5.50</b>



Yearwise, Sectorwise and Scheme wise Provisions and Expenditure  
from the State Plan.

(SCP-I)

(Rs.in lakhs)

S.No.	Name of the Sector/Scheme	Annual Plan 82-83			Annual Plan 1983-84			Annual Plan 84-85		
		State Plan Outlay	Flow to Special Component Plan.	Expenditure	State Plan Outlay	Flow to Special Component Plan.	% of Total Outlay	State Plan Outlay	Flow to Special Component Plan.	% of Total State Plan Outlay
1	2	12	13	14	15	16	17	18	19	20
<b>I. <u>Agriculture &amp; Allied Sectors</u></b>										
<b>A. <u>Agriculture Production</u></b>										
1.	Strengthening of extension agency in 29 distts. outside the Intensive Extension Project.	148.09	104.73	77.63	649.45	198.67	198.67	955.93	200.81	21.00
2.	Intensive Extension & Research Project with world Bank assistance	148.09	104.73	77.63	649.45	198.67	198.67	955.93	200.81	21.00
<b>B. <u>Multiplication &amp; Distribution of Seeds.</u></b>										
1.	Subsidy to Coop. Seed Growers Societies.	2.60	6.05	-	-	-	-	-	-	-
2.	Share Capital Contribution of state farm & seed corpn.	6.00	0.60	0.60	-	6.50	6.50	11.05	11.05	100%
3.	Grant in aid to state seeds Certification Agency.	6.00	2.00	1.50	5.00	3.10	3.10	-	-	-
4.	Subsidy on certified seed Supervision and Multiplication	2.00	-	0.90	-	0.40	0.40	1.29	1.29	100%
5.	Departmental seed testing lab.	-	0.50	0.50	1.86	-	-	9.87	0.60	6.07
		16.60	3.15	3.50	6.86	10.00	10.00	15.87	12.94	58.26



	1.	2.	3.	4.	5.	6.	7.	8.	9.	10.	11
<b>C. <u>Agricultural Farms.</u></b>											
1. Development of existing farms including seed storage & establishment of new farms.	150.00	36.00	22.00	33.31	-	-	14.25	1.71	1.71		
<b>D. <u>Manurs &amp; Fertilisers.</u></b>											
1. Transport subsidy on movement of fertiliser to distant and interior areas.	30.00	4.00	13.33	11.65	-	-	13.00	2.36	2.36		
2. Interest on storage & subsidy coop.societies for timely storage	20.00	4.00	20.00	0.50	-	-	91.05	12.74	12.74		
3. Interest subsidy loans to Municipalities for dev. of local manurial Resources.	40.00	-	-	3.90	-	-	2.00	-	-		
4. Gobar Gas Plants	60.00	2.00	3.33	15.00	-	-	22.00	3.08	3.08		
5. Fertiliser Control Programme	-	-	-	-	-	-	-	-	-		
6. Introduction and development of Bio Fertiliser	-	-	-	-	-	-	-	-	-		
	150.00	10.00	6.67	31.05	-	-	128.05	18.18	18.18		
<b>E. <u>Plant Protection</u></b>											
1. Subsidy to farmers for purchase of PP equipments.	80.00	7.50	12.50	44.01	2.15	1.40	31.14	4.36	4.36		
2. Aerial Spray of Gall Fly	15.00	7.00	-	-	-	-	22.16	3.10	3.10		

1.	2.	12.	13.	14.	15.	16.	17.	18.	19.	20.
<u>C. Agricultural Farms</u>										
1.	Development of existing farms including seed storage & establishment of new farms.	22.90	7.00	3.60	17.53	-	-	72.85	9.51	15.45
<u>D. Manures &amp; Fertilisers.</u>										
1.	Transport subsidy on movement of fertiliser to distant and interior areas.	30.00	5.80	1.14	28.00	4.00	4.00	77.10	6.00	7.78
2.	Interest subsidy to Coop. societies on storage for timely storage	40.00	8.00	2.00	45.00	15.00	15.00	32.20	30.00	93.16
3.	Interest subsidy loans to Municipalities for dev. of local manurial resources.	5.60	0.75	0.75	6.46	2.00	2.00	2.00	2.00	100%
4.	Gobar Gas Plants	69.28	14.00	120.00	118.55	5.70	5.70	218.60	129.60	59.23
5.	Fertiliser Control Programme	-	-	-	-	-	-	5.58	0.57	16.86
6.	Introduction and dev. of Bio Fertiliser	-	-	-	-	-	-	10.40	3.40	32.69
		144.88	38.55	123.89	198.01	26.70	26.70	343.68	171.57	49.92
<u>E. Plant Protection</u>										
1.	Subsidy to farmers for purchase of PP equipments	1.00	0.30	2.00	11.00	1.00	1.00	22.00	2.00	9.09
2.	Aerial Spray of Gall Fly	1.00	0.15	-	-	-	-	-	-	-

190:

1.	2.	3.	4.	5.	6.	7.	8.	9.	10.	11.
3. Establishment of Mobile Units.	-	-	-	-	-	-	-	-	-	-
4. Establishment of Pests Surveillance Unit.	-	-	-	-	-	-	-	-	-	-
	95.00	14.50	12.50	44.01	2.15	1.40	53.30	7.46	7.46	
<b>F. Commercial Crops:</b>										
1. Intensive Cotton Development	150.00	15.00	10.00	17.71	-	-	16.20	2.27	2.27	
2. Dev. of cotton non-traditional area	-	-	-	-	-	-	0.56			
3. Dev. of sisal agaves long & its marketing..	5.00	0.50	10.00	0.40	-	-	1.00	0.14	0.14	
4. Sugarcane development.	150.00	30.00	20.00	55.74	-	-	137.16	19.20	19.20	
5. Oil seeds development.	155.00	40.00	25.00	10.46	-	-	8.56	1.20	1.20	
6. Soyabean development	500.00	16.00	-	-	-	-	-	-	-	
7. Saf Falower Development	3.00	0.50	16.00	0.11	-	-	0.24	0.33	0.33	
	963.00	102.00	10.59	84.42	-	-	163.12	23.14	23.14	
<b>G. Extention and farmers training:</b>										
1. Farmers training in backward district and tribal area.	10.00	2.00	20.00	1.30	-	-	1.10	-	-	
2. Farmers Inter-Zonal Exch. Prog.	5.00	3.00	70.00	0.43	0.33	0.33	1.06	0.13	0.13	
3. Farmers day organisation	2.00	1.00	50.00	0.04	-	-	0.03	-	-	
4. Estt. of Training Centres on farms	55.00	7.00	13.00	31.62	-	-	29.83	3.90	3.90	
	72.00	13.00	18.05	33.39	0.33	0.33	32.02	4.03	4.03	

1.	2.	12.	13.	14.	15.	16.	17.	18.	19.	20.
3.	Establishment of Mobilo Units	-	-	-	-	-	-	1.62	0.08	4.94
4.	Establishment of Post Survivala- nce Unit.	-	-	-	-	-	-	0.83	0.08	9.64
5.	Estt.of PP Central Lab.& Mainta-- nence Testing Lab.Trag.Centre.etc.	-	-	-	10.02	2.50	2.50	-	-	-
		2.00	0.45	2.00	21.02	3.50	3.50	24.45	2.16	2.83
<b>F. Commercial Crops:</b>										
1.	Intensive Cotton Development	21.32	1.50	1.50	34.31	10.45	10.45	35.17	9.10	0.28
2.	Dev.of Cotton non-traditional area.	1.00	-	-	4.68	-	-	3.65	0.90	24.65
3.	Dev.of sisal agages long & its marketing.	6.50	1.30	1.30	5.00	1.20	1.20	-	-	-
4.	Sugarcane Development	22.16	4.00	4.00	100.57	10.80	10.80	35.67	7.25	20.32
5.	Oil Seeds Development	33.59	6.50	6.50	46.10	5.00	5.00	6.50	5.70	87.69
6.	Soyabean Development	3.25	0.60	0.60	-	-	-	-	-	-
7.	Saf Flower Development	0.90	0.10	0.10	3.25	1.25	1.25	1.50	1.30	86.66
		88.72	14.00	14.00	193.91	28.70	28.70	82.49	24.25	29.40
<b>G. Extension and Farmers Training:</b>										
1.	Farmers training in backward district & tribal area.	2.64	-	-	3.00	-	-	-	-	-
2.	Farmers Inter-zonal Exch.Prog.	3.00	0.30	0.30	4.70	1.00	1.00	-	-	-
3.	Farmers day organisation	0.28	0.15	0.15	-	-	-	-	-	-
4.	Estt.of Training Centres on Farms.	33.81	3.60	3.60	38.76	11.50	11.50	46.30	7.44	16.06
		39.73	4.05	4.05	46.46	12.50	12.50	46.30	7.44	16.06

1.	2.	3.	4.	5.	6.	7.	8.	9.	10.	11.
<b>H. <u>Agriculture Engineering:</u></b>										
1.	Dev. of Composit agriculture machinery unit.	150.00	40.00	26.66	5.50	-	-	5.58	0.78	0.78
2.	Introduction of Kharif Cultivation in heavy soils.	10.00	-	-	-	-	-	-	-	-
3.	Testing Development and Popularisation of Agricultural Implements.	20.00	-	-	-	-	-	2.00	0.11	0.11
4.	Grant in aid to an Agro Industries Corporation.	-	-	-	-	-	-	-	-	-
		180.00	40.00	22.22	5.50	-	-	7.58	0.89	0.89
<b>I. <u>Agriculture Education and Research:</u></b>										
	Grant in aid to J.N.K.V.V. Jabalpur	400.00	46.00	31.50	43.29	-	-	76.00	10.64	10.64
<b>J. <u>Storage and Ware Housing:</u></b>										
	Share Capital Contribution to M.P. State Ware Housing Corporation	160.00	16.00	10.00	18.00	-	-	20.00	2.80	2.80
<b>K. <u>Agriculture Credit Purchase of Debentures of ARDC</u></b>										
		900.00	90.00	10.00	76.64	-	-	55.27	7.74	7.74
<b>L. <u>Others:</u></b>										
1.	Food Crop including subsidiary crops & commercial crops.	125.00	30.00	25.00	8.00	2.00	2.00	11.70	1.59	1.59
2.	Crop Insurance Programme	5.00	1.00	20.00	0.34	-	-	1.25	0.17	0.17
3.	Crop Competition for Small Farmers below 10 acres.	5.00	0.50	10.00	0.55	-	-	0.31	0.04	0.04
4.	Pulse Development	250.00	21.00	8.00	22.67	-	-	38.49	5.39	5.39

1.	2.	12.	13.	14.	15.	16.	17.	18.	19.	20.
<u>H. Agriculture Engineering:</u>										
1.	Dev. of composit agriculture machinery unit.	6.80	1.90	1.90	15.40	3.50	3.50	-	-	-
2.	Introduction of Kharif Cultivation in heavy soils.	2.00	0.60	0.60	1.00	0.40	0.40	-	-	-
3.	Testing development and Popularisation of agricultural Emplements.	3.24	0.60	0.60	3.55	2.10	2.10	-	-	-
4.	Grant in aid to an Agro Industries Corporation.	-	-	-	-	-	-	1.20	0.20	16.66
		12.04	3.10	3.10	19.95	6.00	6.00	1.20	0.20	16.66
<u>I. Agriculture Education and Research:</u>										
	Grant in aid to J.N.K.V.V. Jabalpur.	90.00	12.00	12.00	87.55	8.00	8.00	127.16	8.00	6.29
<u>J. Storage and Ware Housing:</u>										
	Share Capital Contribution to M.P.State Ware Housing Corp.	20.00	3.00	3.00	23.00	4.00	4.00	9.90	2.00	20.20
<u>K. Agriculture Credit Purchase of debentures of ARDC</u>										
		150.00	22.50	22.50	130.00	25.00	25.00	65.00	25.00	38.46
<u>L. Others:</u>										
1.	Food Crop including subsidiary Crops & Commercial Crops.	13.70	2.00	2.00	19.50	6.50	6.50	20.55	3.50	17.03
2.	Crop Insurance Programme	5.00	0.10	0.10	5.00	1.00	1.00	8.00	1.25	15.62
3.	Crop Competetion for Small Farmers below 10 acres.	1.00	0.10	0.10	1.80	-	-	-	-	-
4.	Pulse Development	43.91	6.00	6.00	50.78	14.50	14.50	58.62	14.51	24.75

:94:

1.	2.	3.	4.	5.	6.	7.	8.	9.	10.	11.
5.	P.M. Programme of Minikit demonstrations to small and marginal farmers.	-	-	-	-	-	-	-	-	-
6.	Evaluation of Schemes for Crop Production	-	-	-	-	-	-	-	-	-
		385.00	52.50	13.63	30.56	2.00	2.00	51.75	7.19	7.19
<u>HORTICULTURE &amp; FARM FORESTRY:</u>										
1.	Estt.of nurseries at block level	163.90	20.00	12.26	57.38	-	-	81.10	11.35	11.35
2.	Strengthening of horticulture organisation.	100.00	24.00	24.00	50.51	-	7.00	71.08	9.95	9.95
3.	Subsidy for Fruit Plantation	70.00	42.47	60.00	7.03	3.00	3.00	4.63	0.65	0.65
4.	Development of Potato Cultivation	-	-	-	-	-	-	-	-	-
5.	Special Assistance to the Small and Marginal Farmers (P.M.Prog.)	-	-	-	-	-	-	-	-	-
6.	Community Orchards & Other Schemes	-	-	-	-	-	-	-	-	-
	Total Horticulture:	333.90	86.47	25.97	114.82	3.00	3.00	106.81	21.95	21.95
	Total Agriculture Production:	5620.00	643.70	11.45	732.77	53.75	53.00	1191.05	165.77	165.77
	Agriculture+Horticulture Total:	5953.90	730.17	12.26	897.59	56.75	56.00	1297.86	187.72	187.72

:95:

1.	2.	12.	13.	14.	15.	16.	17.	18.	19.	20.
5.	P.M. Programme of Minikit demonstration to small and marginal farmers.	-	-	-	-	-	-	183.60	47.00	25.59
6.	Evaluation of Schemes for Crop Prod.	-	-	-	-	-	-	0.65	0.13	20.00
		63.61	8.20	8.20	72.08	22.00	22.00	271.42	66.49	24.46

HORTICULTURE & FARM FORESTRY:

1.	Estt. of nurseries at block level	86.28	11.00	11.00						
2.	Strengthening of horticulture organisation.	63.91	6.50	6.50	199.48	45.00	45.00			
3.	Subsidy for Fruit Plantation	4.00	0.50	0.50				5.00	2.00	40.00
4.	Development of Potato Cultivation	-	-	-	-	-	-	2.76	0.30	11.00
5.	Special Assistance to the small & marginal farmers. (P.M. Programme)	-	-	-	-	-	-	52.69	5.70	11.00
6.	Community Orchards & Other Schemes	-	-	-	-	-	-	46.00	46.00	100.00
	Total Horticulture :	14.19	18.00	18.00	199.48	45.00	45.00	106.45	54.00	50.72
	Total Agriculture Production:	1399.57	220.73	277.47	1465.82	344.54	344.54	2022.59	530.27	26.21
	Agriculture+Horticulture Total:	1553.76	238.73	295.47	1665.30	389.54	389.54	2129.04	534.27	27.44



1.	2.	3.	4.	5.	6.	7.	8.	9.	10.	11.
<u>2. LAND REFORMS:</u>										
1.	Free distribution of Bhuadhikar and Rin Pustikas.									
2.	Collection and Publication of Agricultur Statistics of SC in the State.	1500.00	104.00	7.00	250.00	6.00	6.00	270.00	6.00	6.00
3.	Bradna Machien									
4.	Land Development									
		1500.00	104.00	7.00	250.00	6.00	6.00	270.00	6.00	6.00
<u>3. MINOR IRRIGATION</u>										
<u>A. Agriculture Department:</u>										
1.	Loan to Harijan for Minor Irrigation Works.	600.00	132.60	22.00	63.06	33.00	33.00	-	-	-
2.	Grant in aid to unsuccessful wells	30.00	13.50	17.00	-	4.00	4.00	0.05	0.05	0.05
3.	Subsidy for minor irrigation works	5020.00	1348.22	27.00	979.62	143.00	273.00	793.79	280.95	111.43
		5700.00	1494.32	26.21	1042.68	180.00	410.00	793.84	281.00	111.48
<u>B. Irrigation Department:</u>										
	Minor Irrigation Works.	19955.00	2000.00	10.00	4761.00	400.00	476.00	3547.00	270.00	355.00
	Micro Minor Irrigation :	500.00	36.08	7.21	-	-	-	8.00	2.05	0.23

1.	2.	12.	13.	14.	15.	16.	17.	18.	19.	20.
<u>2. LAND REFORMS:</u>										
1.	Free distribution of Bhuadhikar and Rin Pustikas.								1.00	
2.	Collection and Publication of Agriculture Statistics of SC in the State.	269.00	39.70	8.98	309.35	18.00	18.00	32.00	4.27	
3.	Bradna Machine								2.47	
4.	Land Development									
		269.00	39.70	8.98	309.35	18.00	18.00	32.00	7.74	24.18
<u>3. MINOR IRRIGATION</u>										
<u>A. Agriculture Department :</u>										
1.	Loan to Harijan for Minor Irrigation Works.	18.00	2.00	2.00	-	-	-	-	-	-
2.	Grant in aid to unsuccessful wells									
3.	Subsidy for Minor Irrigation Works -									
	a. small & marginal farmers	496.46	102.90	102.90	350.00	292.50	292.50	948.48	128.29	23.18
	b. big cultivators								91.60	
		514.46	104.90	104.90	350.00	292.50	292.50	948.48	219.89	23.18
<u>B. Irrigation Department:</u>										
	Minor Irrigation Works	3310.00	340.00	331.00	4394.00	64.89	64.39	4552.00	23.80	5.23
	Micro Minor Irrigation	100.00	14.64	14.64	115.00	16.15	16.15	138.00	13.80	10.00

1.	2.	3.	4.	5.	6.	7.	8.	9.	10.	11.
<u>4. SOIL CONSERVATION:</u>										
4.	Composit Soil Cons. Works for rain fed areas in command, for Minor Irrigation Works.				728.24	62.00	62.00	854.80	115.10	115.10
		3700.00	521.43	14.08						
<u>B. Education &amp; Training</u>										
1.	Training of Soil & Water Cons. & strengthening of existing Centre.	-			-	-	-	-	-	-
2.	Survaior Training Centre				-	-	-	-	-	-
3.	Training of Agricultural Assistants & Officers									
		3700.00	521.43	14.08	728.24	62.00	62.00	854.80	115.10	115.10
<u>5. AREA DEVELOPMENT:</u>										
1.	Const. of Field Channels.		180.40	-	-	-	-		14.48	-
2.	S.L.A.		25.00	-	650.00	100.00	-		4.82	-
3.	Crop Compensation	9475.00	43.45	-	-	-	-	1204.00	4.73	-
4.	Demonstration training adoptive trials studies etc.		9.02	-	-	-	-		1.97	-
		9475.00	257.87	2.7	650.00	100.00	-	1204.00	26.00	-

1.	2.	12.	13.	14.	15.	16.	17.	18.	19.	20.
<u>4. SOIL CONSERVATION:</u>										
A.	Composit Soil Cons.Works for rain fed areas in command for minor irrigation works.	632.51	55.12	55.12	796.63	185.00	185.00	896.09	121.62	13.57
<u>B. Education &amp; Training:</u>										
1.	Training of Soil & Water Cons. & Strengthening existing centre.	-	-	-	-	-	-	34.69	34.69	100.00
2.	Survaior Training Centre	-	-	-	-	-	-	-	-	-
3.	Training of Agricultural Assistance & Officers.	-	-	-	-	-	-	-	-	-
		632.51	55.12	55.12	796.63	185.00	185.00	1072.26	156.31	14.58
<u>5. AREA DEVELOPMENT:</u>										
1.	Const.of Field Channels.	-	-	-	-	-	-	-	30.75	-
2.	S.L..	1900.00	43.19	43.19	2185.00	50.00	50.00	2700.00	-	-
3.	• Crop Compensation	-	-	-	-	-	-	-	-	-
4.	Demonstration training adoptive trails studios etc.	-	-	-	-	-	-	-	38.50	-
		1900.00	43.19	43.19	2185.00	50.00	50.00	2700.00	69.25	2.56

:100:

1.	2.	3.	4.	5.	6.	7.	8.	9.	10.	11.
<u>6. ANIMAL HUSBANDRY:</u>										
1.	Veterinary Services and Animal Health	554.06	83.00	15.92	89.06	14.25	0.48	97.50	15.60	21.98
2.	Cattle Development	916.25	165.76	18.09	143.25	22.92	0.14	159.00	23.70	0.17
3.	Poultry Development	361.45	53.30	14.76	59.45	9.51	0.05	62.00	13.18	0.133
4.	Sheep Development	133.76	29.91	22.43	29.46	4.71	-	31.50	5.16	-
5.	Goat Development	73.90	12.23	16.61	10.41	1.66	-	12.00	2.20	-
6.	Piggery Development	27.39	5.34	19.41	4.00	0.64	-	5.00	0.08	-
7.	Fodder Development	34.86	5.51	15.81	4.71	0.75	0.62	6.00	1.01	1.425
8.	Direction and Administration	117.93	-	-	20.53	3.28	-	21.40	-	1.66
9.	Veterinary Research and Training	119.70	26.32	21.98	20.00	3.20	-	21.00	3.00	3.20
10.	Investigation & Statistics	35.29	5.60	15.86	5.04	0.31	-	6.00	0.86	-
11.	Other Livestock Development	7.55	2.45	32.71	0.91	0.15	-	0.50	0.35	-
12.	A.N.P.	42.36	6.00	14.16	6.76	1.08	-	7.60	1.21	-
		2425.00	400.49	16.51	393.58	62.96	1.29	429.50	67.15	28.568
<u>7. DAIRY DEVELOPMENT</u>										
1.	Establishment of Chilling Centre	370.00	10.00	2.70	60.04	9.66	-	80.00	2.00	2.50
2.	Distribution of Milch Animals & Cattle Feed.	-	-	-	-	-	-	-	-	-
		370.00	10.00	2.70	60.04	9.66	-	80.00	2.00	2.50

101:

1.	2.	12.	13.	14.	15.	16.	17.	18.	19.	20.
<u>6. ANIMAL HUSBANDRY</u>										
1. Veterinary Services and Animal Health		151.25	22.23	21.78	160.25	32.06	32.06	253.51	51.00	20.11
2. Cattle Development		139.50	28.99	23.99	174.63	34.92	34.92	242.84	21.53	8.86
3. Poultry Development		49.14	14.29	14.29	63.39	12.66	12.66	78.98	23.50	29.75
4. Sheep development		27.02	5.92	5.92	23.82	2.38	2.38	32.91	4.39	13.33
5. Goat Development		23.54	5.41	5.41	30.12	6.02	6.02	14.82	4.94	33.33
6. Piggary Development		6.20	0.63	0.63	7.83	1.96	1.96	-	-	-
7. Fodder Development		11.85	3.20	3.20	7.22	-	-	16.40	1.50	9.14
8. Direction & Administration		10.14	1.66	1.66	11.27	-	-	-	-	-
9. Veterinary Research & Training		20.00	3.20	3.20	20.00	-	-	-	-	-
10. Investigation & Statistics		0.51	0.43	0.43	2.61	-	-	-	-	-
11. Other Live stock Development		1.25	0.40	0.40	4.59	-	-	-	-	-
12. A.N.P.		2.52	0.96	0.96	2.52	-	-	-	-	-
		442.92	87.47	36.97	508.30	90.00	90.00	639.46	106.86	16.71
<u>7. DAIRY DEVELOPMENT</u>										
1. Establishment of Chilling Centre		82.00	3.20	3.20	94.30	0.60	0.60	115.00	2.61	
2. Distribution of Milch Animals and Cattle Feed.		-	-	-		4.88	4.88		4.80	
		82.00	3.20	3.20	94.30	5.48	5.48	115.00	7.41	6.44

	1.	2.	3.	4.	5.	6.	7.	8.	9.	10.	11.
<u>8. FISHERIES</u>											
1. Direction and Administration											
2. Fisheries Extension											
3. Assistance to Pisciculturists											
4. Cooperatives of Fishermen and Fish Farmers.			700.00	75.00	10.71	107.00	9.07	9.07	120.00	12.00	-
5. Fish Seed Production											
6. Construction of Hatcheries under world bank project.											
7. Education and Training											
8. Equity contribution to M.P.S.F.D.C.			-	-	-	-	-	-	-	-	-
			700.00	75.00	10.71	107.00	9.07	9.07	120.00	12.00	-
<u>9. FOREST</u>											
1. Education & Training											
2. U.S.A.I.D. Social Forestry Project											
3. Economic Plantation			3800.00	354.66	9.30	550.22	74.00	77.54	819.78	80.00	36.12
4. Rural Fuel Wood Plantation											
5. Bamboo Plantation for Basketry											
6. Plantation for Training Materials											
7. Communication & Buildings.											
			3800.00	354.66	9.30	550.22	74.00	77.54	819.78	80.00	36.12

1.	2.	12.	13.	14.	15.	16.	17.	18.	19.	20.
<b>8. FISHERIES</b>										
1.	Direction and Administration		4.11	4.11		1.77	1.77	30.66	1.79	5.83
2.	Fisheries Extension		4.60	4.60		2.20	2.20	15.75	2.50	15.87
3.	Assistance to Pisciculturists					1.00	1.00	3.50	1.50	42.85
4.	Cooperatives of Fishermen and Fish Farmers.	130.00			149.50			6.40	2.50	39.06
5.	Fish Seed Production		3.37	3.37		1.00	1.00	56.39	10.31	18.28
6.	Construction of Hatcheries under world bank project.		2.77	2.77		9.03	9.03	-	-	-
7.	Education and Training					1.00	1.00	-	-	-
8.	Equity contribution to M.P.State Fisheries Dev. Corporation.	-	-	-	-	-	-	64.00	10.38	16.21
		130.00	14.85	14.85	149.50	16.00	16.00	176.70	28.98	16.40
<b>9. FOREST</b>										
1.	Education & Training					5.00	5.00	45.00	5.00	11.11
2.	USAID Social Forestry Project					35.00	35.00	614.40	105.50	17.17
3.	Economic Plantation	700.00	100.00	100.00	905.00	20.00	20.00	164.00	30.00	18.29
4.	Rural Fuel Wood Plantation					25.00	25.00	251.00	30.00	11.95
5.	Bamboo Plantation for Basketry									
6.	Plantation for Training Materials									
7.	Communication and Buildings	-	-	-	-	-	-	58.60	10.00	17.06
		700.00	100.00	100.00	905.00	85.00	85.00	1133.00	180.50	15.93



:104:

1.	2.	3.	4.	5.	6.	7.	8.	9.	10.	11.
----	----	----	----	----	----	----	----	----	-----	-----

10. COMMUNITY DEVELOPMENT

1. A.N.P.		117.20	17.58	14.00	-	-	-	-	-	-
2. SIAD & DWCRA		208.50	36.43	17.00	-	-	-	44.34	6.55	6.55
		325.70	54.01	16.58	-	-	-	44.34	6.55	6.55

I-(11) Programme not covers under Special Component Plan.

I-(12) Programme not covers under Special Component Plan.

13. I.R.D.P.

1. I.R.D.P.		5300.00	3238.19	49.81	678.00	140.00	-	1186.68	535.00	152.89
2. S.L.P.P.		-	-	-	-	60.50	182.40	-	-	-
		5300.00	3238.19	49.81	678.00	200.50	182.40	1186.68	535.00	152.89

14. N.R.E.P.

		8970.00	267.46	2.98	1337.98	500.00	102.63	1294.00	194.79	194.79
--	--	---------	--------	------	---------	--------	--------	---------	--------	--------

:105:

1.	2.	12.	13.	14.	15.	16.	17.	18.	19.	20.
----	----	-----	-----	-----	-----	-----	-----	-----	-----	-----

10. COMMUNITY DEVELOPMENT:

1.	A.N.P.	20.00	3.00	3.00	322.00	4.00	4.00	28.00	4.96	17.71
2.	SIAD & DWGRA	20.00	3.00	3.00	-	5.00	5.00	30.00	5.00	16.66
		40.00	6.00	6.00	322.00	9.00	9.00	58.00	9.96	17.17

I-(11) Programme not covers under Special Component Plan.

I-(12) Programme not covers under Special Component Plan.

13. I.R.D.P.

1.	I.R.D.P.	1610.00	440.00	-	1933.15	506.00	506.00	2006.00	544.83	27.16
2.	S.L.P.P.	74.00	18.00	501.73	-	19.00	19.00	-	-	-

		1681.00	458.00	501.73	1933.15	525.00	525.00	2006.00	544.83	27.16
--	--	---------	--------	--------	---------	--------	--------	---------	--------	-------

14. N.R.E.P.

		1534.00	260.00	1764.10	105.00	6.61	1	1860.00	304.30	16.36
--	--	---------	--------	---------	--------	------	---	---------	--------	-------

:106:										
1.	2.	3.	4.	5.	6.	7.	8.	9.	10.	11.
<b>II. CO-OPERATION:</b>										
1.	Interest subsidy on S/T Agriculture loan to harijan member.	150.00	150.00	100.00	29.92	1.92	1.92	33.89	33.89	33.89
2.	Investment in share capital of societies of harijan predominance area.	267.40	89.12	33.32	16.40	16.40	16.40	109.04	56.00	56.00
3.	Subsidy to harijan members for Purchase of share of societies	-	-	-	-	-	-	5.00	5.00	5.00
4.	Consumption/Social consumption loan to members	-	-	-	-	-	-	-	-	-
5.	Investment in share capital of primary LDB of harijan predominance area.	130.00	85.00	65.38	17.80	17.80	17.80	19.00	19.00	19.00
6.	Interest subsidy on agriculture long term loan to harijan members	-	-	-	-	-	-	-	-	-
7.	Long term loan to CCB for NCC	150.00	52.09	34.72	-	-	-	-	-	-
8.	Subsidy to weak farmers for purchase of share of societies	-	-	-	-	-	-	-	-	-
		697.40	376.21	53.94	64.12	36.12	36.12	167.83	113.89	113.89

1.	2.	12.	13.	14.	15.	16.	17.	18.	19.	20.
<b>II. COOPERATION:</b>										
1.	Interest subsidy on S/T Agriculture loan to harijan members.	81.73	23.84	23.84	160.56	55.00	55.00	150.11	70.11	46.00
2.	Investment in share capital of societies of harijan predominance area.	112.45	33.84	33.84	121.00	20.00	20.00	98.00	20.00	20.40
3.	Subsidy to harijan members for purchase of share of societies.	12.15	12.15	12.15	5.00	5.00	5.00	-	-	-
4.	Consumption/Social Consumption loan to members	7.95	7.95	7.95	17.50	10.50	10.50	80.00	45.00	56.25
5.	Investment in share capital of primary LDB of harijan predominance area.	10.00	10.00	10.00	33.50	20.00	20.00	22.50	14.00	62.22
6.	Interest subsidy on agriculture long term loan to harijan members	-	-	-	-	-	-	26.00	10.00	33.46
7.	Long term loan to CCB for NDC	101.74	14.00	14.00	-	-	-	-	-	-
8.	Subsidy to Weak farmers for purchase of share of societies	-	-	-	-	-	-	20.00	5.00	25.00
		325.92	98.68	98.68	337.56	110.50	110.50	396.61	164.11	41.33

:108:

1.	2.	3.	4.	5.	6.	7.	8.	9.	10.	11.
----	----	----	----	----	----	----	----	----	-----	-----

III. IRRIGATION & POWER:

1. IRRIGATION

Medium Irrigation Scheme                      14616.00 1921.00 13.14 1507.00 360.00 272.00 1771.00 281.30 177.00

III-(2) Programme not cover under Special Component Plan.

3. POWER

Electrification of Harijan Villages    15600.00 3400.00 21.25 3522.53 421.00 530.00 2729.00 700.00 765.00

Total-III-                      30616.00 5321.00 17.38 5029.53 781.00 852.00 4500.00 981.30 942.00

1.	2.	12.	13.	14.	15.	16.	17.	18.	19.	20.
----	----	-----	-----	-----	-----	-----	-----	-----	-----	-----

III. IRRIGATION & POWER:

1. IRRIGATION:

Medium Irrigation Scheme	2572.00	301.00	257.00	3396.00	-	-	21200.00	-	-
--------------------------	---------	--------	--------	---------	---	---	----------	---	---

III-(2) Programme not cover under Special Component Plan.

3. POWER

Electrification of Harijan Villages.	3070.00	653.00	653.00	3377.00	825.00	825.00	40150.00	1135.87	2.95
--------------------------------------	---------	--------	--------	---------	--------	--------	----------	---------	------

Total-III-	5642.00	954.00	910.00	6773.00	825.00	825.00	61350.00	1135.87	2.95
------------	---------	--------	--------	---------	--------	--------	----------	---------	------

1.	2.	3.	4.	5.	6.	7.	8.	9.	10.	11.
<b>IV. <u>INDUSTRIES &amp; MINING:</u></b>										
<b>A. <u>VILLAGE AND SMALL INDUSTRIES:</u></b>										
1.	Assistance to Leather Dev. Corporation.									
2.	Aid to Handicraft Corporation for Bamboo Works.	2009.00	310.00	15.43	167.91	8.00	3.00	176.03	8.96	Nil.
3.	Aid to Handicrafts Corpn. for Handicrafts Dev. Scheme.									
4.	Construction of Sheds for /C/ST./.									
5.	Siyaleather Complex Dewas									
		2009.00	310.00	15.43	167.91	8.00	3.00	176.03	8.96	Nil
<b>B. <u>HANDLOOM</u></b>										
1.	Assistance to Apex & Primary Handloom Weavers Societies for Strengthening Share Bank Marketing, Processing arrangement including common works rebats on sales & interest subsidy schemes Training etc.	234.37	96.95	41.36	35.65	12.00	10.64	46.39	10.85	6.00
2.	Assistance/M.P.State Textile Corporation for making arrangement, Publicity rebate on sales cloth modernisagion of Loons Training design cell etc.	151.22	31.75	21.00	23.54	10.00	-	27.62	18.00	9.43
3.	Establishing the Handloom Complex.	10.60	10.60	100.00	10.00	10.00	8.02	0.10	-	-

1.	2.	12.	13.	14.	15.	16.	17.	18.	19.	20.
<b>IV. <u>INDUSTRIES &amp; MINING:</u></b>										
<b>A. <u>VILLAGE AND SMALL INDUSTRIES:</u></b>										
1.	Assistance to Leather Dev. Corporation.							20.00	20.00	100.00
2.	Aid to Handicraft Corporation for Bamboo Works.	296.72	25.10	25.10	2737.79	43.75	43.75	0.50	0.50	100.00
3.	Aid to Handicrafts Corpn. for Handicrafts Dev. Scheme.							13.00	0.25	1.92
4.	Construction of Sheds for SC/ST.							2.50	2.50	100.00
5.	Siyaleather Complex Dewas							7.63	7.63	100.00
		296.72	25.10	25.10	2737.79	43.75	43.75	43.63	30.38	70.75
<b>B. <u>HANDLOOM:</u></b>										
1.	Assistance to Apex & Primary Handloom Weavers Societies for Strengthening Share Bank Marketing, Processing arrangement including common works rebats on sales & interest subsidy schemes Training etc.	41.96	25.10	25.10	41.96	26.72	26.72	142.22	32.45	22.32
2.	Assistance to M.P. State Textile Corporation for making arrangement, Publicity rebate on sales cloth modernisation of looms Training design cell etc.	23.09	4.35	4.35	15.50	10.00	10.00	15.00	19.00	66.56
3.	Establishing the Handloom Complex.	-	-	-	-	3.03	3.03	5.00	5.00	100.00





1.	2.	12.	13.	14.	15.	16.	17.	18.	19.	20.
4.	Development of Chanderi Handloom	0.23	0.21	0.21	1.55	-	-	-	-	-
5.	Establishment of handloom factories-	-	-	-	5.00	5.00	5.00	35.00	17.32	50.00
<u>CENTRAL SECTOR/MONG/AIDED SCHEMES</u>										
<u>STATE SCHEMES:</u>										
6.	Assistance to Apex and Pvy. Handloom weavers cooperative societies for strengthening share base marketing arrangement.	15.65	-	-	36.40	2.00	2.00	23.80	15.18	52.73
7.	Assistance to Handloom Weavers Coop. Societies for modernisation of looms.	5.00	2.50	12.25	2.00	0.62	0.62	4.62	0.62	13.42
8.	Assistance for paid secretary.	5.00	2.50	2.50	2.50	2.50	2.50	4.12	2.50	60.63
		95.91	35.16	70.01	104.91	54.37	54.37	234.76	83.07	35.39
<u>C. POWERLOOM:</u>										
	Work Shed for Powerloom	-	-	-	-	-	-	9.50	2.00	21.05
<u>D. DEVELOPMENT OF INDUSTRIAL COOPERATIVE</u>										
1.	Assistance to Industrial Co-operatives Societies for Strengthening share base production marketing & storage.	26.32	7.14	7.14	24.19	7.33	7.33	24.35	10.70	43.06
2.	Margine Mony for Cooperatives	0.61	0.11	0.11	2.80	0.20	0.20	3.40	0.50	14.71
		26.93	7.25	7.25	26.99	7.53	7.53	28.25	11.20	39.65
<u>E. KHADI INDUSTRIES:</u>										
	Assistance to M.P. Khadi & Village Industry Board for development of Khadi Industries.	16.50	-	-	27.40	1.00	1.00	14.60	3.73	25.55
<u>F. VILLAGE INDUSTRIES:</u>										
	Assistance to M.P. Khadi & Village Industry Board for dev. of Rural	10.00	1.00	1.00	-	-	-	-	-	-

1.	2.	3.	4.	5.	6.	7.	8.	9.	10.	11.
----	----	----	----	----	----	----	----	----	-----	-----

G. SERICULTURE INDUSTRIES:

Assistance to M.P.State Textile Corporation for basic facilities to existing farms, Publication propoganda, data book, strengthening of tasar seed production programme etc.	350.00	80.86	23.00	32.00	9.00	5.50	77.31	10.50	10.50
--	--------	-------	-------	-------	------	------	-------	-------	-------

Total Industries Sector:	3058.23	601.00	0.19	315.14	60.77	32.59	390.49	60.20	30.37
--------------------------	---------	--------	------	--------	-------	-------	--------	-------	-------

V. ROADS AND BRIDGES::

Construction of Roads and Bridges Harijan Predominant Village in each district.	13000.00	343.00	2.60	3367.00	30.00	15.00	4179.80	71.00	24.00
---	----------	--------	------	---------	-------	-------	---------	-------	-------

1.	2.	12.	13.	14.	15.	16.	17.	18.	19.	20.
----	----	-----	-----	-----	-----	-----	-----	-----	-----	-----

G. SPERICULTURE INDUSTRIES:

Assistance to M.P.State Textile Corporation for basic facilities to existing farms, Publication Propoganda, Data Book, Strengthening of Tasar shed production programme etc.	80.00	10.50	10.50	86.00	11.30	11.30	210.00	15.00	7.14
--	-------	-------	-------	-------	-------	-------	--------	-------	------

Total Industries Sector :-	133.43	18.75	18.75	140.39	19.33	19.83	262.35	31.93	12.17
----------------------------	--------	-------	-------	--------	-------	-------	--------	-------	-------

V. ROADS AND BRIDGES:

Construction of Roads and Bridges Harijan Predominant Village in each district.	2550.00	82.93	58.00	2760.00	180.00	180.00	3500.00	126.00	3.60
---	---------	-------	-------	---------	--------	--------	---------	--------	------

Bagde/-

1	2	3	4	5	6	7	8	9	10	11
---	---	---	---	---	---	---	---	---	----	----

VI: SOCIAL & COMMUNITY SERVICES:

(1)-SCHOOL EDUCATION:

1.Elementary education continued schemes	7468.84	691.00	-	986.90	21.06	24.96	940.52	130.36	20.00
2.Govt. Primary Schools/ New Primary Schools	-	117.02	-	-	-	-	-	-	.
3.Addl.Teachers for Pry Schools/ Increase of enrolment	-	71.16	-	-	16.10	16.20	-	8.35 4.12	12.20
4.Pre-primary schools	-	63.36	-	-	5.10	5.10	-	3.50	4.60
5.Sub-schools	-	-	-	-	1.12	1.12	-	-	-
6.Non formal centres/ New non formal centres	-	13.74	-	-	3.08	3.08	-	1.36	0.75
7.Addl.staff & Addl.teachers for middle schools	-	55.25	-	-	12.76	11.80	-	9.70	10.40
8.Govt. Middle Schools/ New Middle Schools	-	204.70	-	-	7.60	7.60	-	5.60	6.90
9.Peons and Chowkidars of middle schools	-	-	-	-	0.86 0.30	0.16 0.30	-	-	-

10.INCENTIVES:

1.Uniforms for girls	-	221.90	-	-	10.00	-	-	-	4.20
2.Mid-day meals	-	-	-	-	20.00	8.50	-	-	0.22
3-Incentives to parents	-	-	-	-	1.00	-	-	-	-
4.Book Bank for Prim.schools/ middle schools	-	-	-	-	15.00	8.52	-	-	8.76

.....

1	2	12	13	14	15	16	17	18	19	20
---	---	----	----	----	----	----	----	----	----	----

VI-SOCIAL AND COMMUNITY SERVICES:

1- SCHOOL EDUCATION:

1.Elementary education continued schemes	1200.00	-	-	-	-	-	-	-	-	-
2.Govt.Pry.Schools/New Pry.schools	-	51.84	31.84	169.60	40.68	40.68	820.55	151.00	18.40	
				9.60						
3.Addl.Teachers for Pry. Schools/increase of enrolment	-	47.92	27.92	226.09	86.96	86.96	-	-	-	
4.Pre-Primary Schools	-	5.90	5.90	18.00	5.90	5.90	-	-	-	
5.Sub Schools	-	1.17	1.17	7.20	1.17	1.17	-	-	-	
6.Non formal centres/ New non-formal centres	-	4.12	4.12	90.52	9.24	9.24	91.00	8.00	8.79	
				80.00						
7.Addl.staff & Addl.teachers for middle schools	-	32.96	22.06	41.74	23.73	23.73	-	-	-	
				11.52						
8.Govt. Middle Schools/ New Middle Schools	-	17.74	12.74	15.09	20.00	20.00	160.45	51.00	31.78	
				6.40						
9.Peons & Chowkidars for Middle Schools	-	-	-	16.00	-	-	-	-	-	
				2.74						

10.INCENTIVES:

1.Uniforms for girls	-	5.20	5.20	-	10.00	10.00	280.00	100.00	35.71	
2.Mid day meals	-	0.24	0.24	-	-	-	-	-	-	
3.Incentives to parents,	-	-	-	-	-	-	-	-	-	
4.Book Bank for Primary/ Middle Schools	-	18.76	8.76	20.00	18.76	18.76	65.00	20.00	30.77	

.....

1	2	3	4	5	6	7	8	9	10	11
1.	In service teaching for teachers	-	-	-	-	9.17	8.67	-	55.46	-
12.	Grant in aid	-	-	-	-	0.49	2.06	-	-	3.34
13.	Furniture & Tatpatties	-	-	-	-	4.00	8-90	-	-	8.75
14.	Science Kits	-	-	-	-	1.20	-	-	-	-
15.	Re-organisation of Administration, machinery, ration	-	-	-	-	2-20	-	-	-	-
16.	Compensation of personal management system	-	-	-	-	-	-	-	-	-
17.	Sports complex	-	-	-	-	-	-	-	-	-
18.	Construction of buildings Primary Schools/Middle schools	-	-	-	-	-	-	-	3.84	3.84
19.	A.D.I.S.	-	-	-	-	-	-	-	-	-
20.	Payment of honn. to SC teachers-	-	-	-	-	-	-	-	-	0.60
21.	Jeeps for districts	-	-	-	-	-	-	-	-	1.13
22.	Harijan cell in Directorate	-	-	-	-	-	-	-	-	-
23.	Population education	-	-	-	-	-	-	-	-	-
24.	Maps and charts for Primary/ Middle schools	-	-	-	-	-	-	-	-	0.36
25.	Steel Boxes in Primary/Middle schools	-	-	-	-	-	-	-	-	1.80
26.	Cash box for payments	-	-	-	-	-	-	-	-	-

.....

:419 ::

1	2	12	13	14	15	16	17	18	19	20
11.	Inservice teaching for teachers	-	1 .	.	19.00	-	-	-	-	-
12.	Grant in aid	-	-	-	52.70	-	-	-	-	-
13.	Furniture and Tatpatties	-	11.48	1.48	50.00	-	-	-	-	-
14.	Science kits	-	-	-	-	-	-	-	-	-
15.	Re-organisation of administration Machinery, ration	-	-	-	10.00	-	-	-	-	-
16.	Compensation of personal management system	-	-	-	4.00	-	-	-	-	-
17.	Sports complex	-	-	-	-	-	-	-	-	-
18.	Construction of buildings Primary/Middle Schools	-	0.80	0.80	40.00	-	-	-	-	-
19.	A.D.I.S.	-	-	-	25.00	-	-	-	-	-
20.	Payment of Honn. to SC teachers	-	-	-	-	-	-	-	-	-
21.	Jeeps for districts	-	0.95	0.95	2.08	-	-	-	-	-
22.	Harijan Cell in Directorate	-	0.60	0.16	5.00	-	-	-	-	-
23.	Population Education	-	0.70	0.70	1.90	-	-	-	-	-
24.	Maps and Charts Primary/Middle Schools	-	-	-	1.50	-	-	-	-	-
25.	Steel Boxes in Primary/Middle schools	-	-	-	-	-	-	-	-	-
26.	Cash boxes for payments	-	-	-	-	-	-	-	-	-

.....



1	2	3	4	5	6	7	8	9	10	11
<u>SECONDARY EDUCATION:</u>										
1. Govt.HSS/New Govt.HSS.			86.38	-	-	5.70	4.98	-	17.55	5.90
2. Addl.Teachers for HSS.			-	-	-	13.64	12.52	-	-	8.31
3. Addl.Teachers for increase of enrolment			-	-	-	-	-	-	-	-
4.New subjects in HSS			-	-	-	-	-	-	-	0.28
5. P.I.I.			-	-	-	0.54	0.54	-	-	-
6.Rolling fund in HSS			-	-	-	-	-	-	-	5.12
7.Book Banks in HSS			-	-	-	3.21	3.21	-	-	1.88
8.Librariæ in HSS Distt.Liberaries-			-	-	-	0.40	0.40	-	-	0.10
9.Furniture/Science equipments to HSS			-	-	-	1.60	1.60	-	-	8.90
10.Construction of school buildings for HSS			-	-	-	-	-	-	-	10.94
11.Physical training Institute Pundra (Games material)			-	-	-	-	-	-	-	0.14
12.Earn to learn schemes		76.12	-	-	-	-	-	-	-	0.55
13.Chemicals of HSS			-	-	-	0.15	-	-	-	0.50
14.Dress allowance to PTI			-	-	-	-	-	-	-	-
15.Books in Distt. Libraries			-	-	-	-	-	-	-	0.78
16.Almirahs and Cash chests in HSS			-	-	-	-	-	-	-	2.50

.....

1	2	12	13	14	15	16	17	18	19	20
<u>SECONDARY EDUCATION:</u>										
1.	Govt.HSS/New Govt.HSS	-	21.10	11.10	103.68	10.87	10.87	285.94	40.44	14.14
2.	Addl.Teachers of HSS	-	52.92	32.92	55.58 89.50	21.69	21.69	-	-	-
3.	Addl.Teachers for increase of enrolment	-	-	-	75.60	-	-	-	-	-
4.	New subjects in HSS	-	0.48	0.48	8.13	-	-	-	-	-
5.	P.T.I.	-	-	-	7.80	-	-	-	-	-
6.	Rolling fund in HSS	-	-	-	-	-	-	-	-	-
7.	Book Banks in HSS	-	1.88	1.88	4.45	3.00	3.00	5.00	4.00	80.00
8.	Librarians in HSS Distt. Libraries	-	1.08	1.08	2.34	-	-	-	-	-
9.	Furniture/Science equipment to HSS	-	-	-	30.00	-	-	-	-	-
10.	Construction of school bldg. for HSS	-	0.96	0.96	60.00	-	-	-	-	-
11.	Physical training Institute Pundra(Games Material)	-	-	-	-	-	-	-	-	-
12.	Earn to Learn schemes	-	-	-	-	-	-	-	-	-
13.	Chemicals of HSS	-	-	-	10.00	-	-	-	-	-
14.	Dress allowance to PTI	-	-	-	-	-	-	-	-	-
15.	Books in District Libraries	-	-	-	-	-	-	-	-	-
16.	Almirahs & Cash chests in HSS	-	-	-	-	-	-	-	-	-

.....

1	2	3	4	5	6	7	8	9	10	11
17. 10+2 pattern of education	-	-	-	-	-	-	-	-	-	-
18. Other schemes	-	-	-	-	-	-	-	-	-	-
GRAND TOTAL-		7468.84	1601.29	21.43	986.90	160.72	135.76	940.52	235.00	136.36

(2) COLLEGIATE EDUCATION:

1. Supply of books/stationery free of cost to .SC students in Govt. Colleges in M.P. & Special coaching.	819.75	55.27	6.74	103.00	10.00	4.00	112.72	5.00	5.00
TOTAL-	819.75	55.27	6.74	103.00	10.00	4.00	112.72	5.00	5.00

1	2	12	13	14	15	16	17	18	19	20
	17. 10+2 pattern of education	-	0.50	0.50	10.00	-	-	-	-	-
	18. Other schemes	-	-	-	3.20	-	-	-	-	-
	TOTAL-	1200.00	279.30	173.86	1801.70	252.00	252.00	1707.94	374.44	21.92

( 2). COLLEGIATE EDUCATION:

	Supply of books/Stationery free of cost to SC students in Govt. Colleges, M.P. and Special Coaching	143.00	10.27	10.27	320.00	30.00	30.00	433.90	27.16	6.26
	TOTAL-	143.00	10.27	10.27	320.00	30.00	30.00	433.90	27.16	6.26

1	2	3	4	5	6	7	8	9	10	11
<b>(3) SOCIAL EDUCATION:</b>										
1. Adult education centres in harijan pockets	48.00	48.00	100.00	7.60	7.60	0.51	25.80	25.80	0.65	
2. National adult education programme for harijans	84.86	84.86	100.00	-	-	-	-	-	-	
3-Grant to non official agencies in harijan pockets	23.15	23.15	100.00	3.15	3.15	-	2.50	2.20	-	
4. Community centres in harijan pockets	35.00	35.00	100.00	5.00	5.00	-	4.00	4.00	-	
5. Rural functional literacy project	-	-	-	-	-	-	-	-	-	
<b>TOTAL-</b>	<b>198.81</b>	<b>198.81</b>	<b>100.00</b>	<b>15.75</b>	<b>15.75</b>	<b>0.51</b>	<b>32.00</b>	<b>32.00</b>	<b>0.65</b>	
<b>(4) YOUTH WELFARE:</b>										
1. Stipend to outstanding sportsmen & Women	4.30	0.90	20.93	0.90	0.05	0.18	0.90	0.18	0.18	
2. Improvement of play grounds	2.13	0.60	28.16	0.20	-	0.06	0.45	0.12	-	
3. Grant in aid to State Level Associations, other sports clubs, Vyayam Shalas	34.50	5.00	14.49	8.05	0.20	0.284	7.80	0.86	0.302	
4. Coaching camp for SC sportsmen	-	-	-	-	-	-	-	-	-	
5. Honorarium to akhadu instructors-	-	-	-	-	-	-	-	-	-	
<b>TOTAL-</b>	<b>145.73</b>	<b>6.50</b>	<b>4.4</b>	<b>20.00</b>	<b>0.25</b>	<b>0.524</b>	<b>43.00</b>	<b>1.16</b>	<b>0.482</b>	

1	2	12	13	14	15	16	17	18	19	20
<b>(3) SOCIAL EDUCATION:</b>										
1.	Adult education centres in harijan pockets	10.00	10.00	10.00	10.00	10.00	10.00	41.00	10.00	24.39
2.	National adult education programme for harijans	28.25	28.25	28.25	35.50	35.50	35.00	30.40	30.40	100%
3.	Grant to no official agencies in harijan pockets	-	-	-	-	-	-	-	-	-
4.	Community centres in harijan pockets	-	-	-	-	-	-	-	-	-
5.	Rural functional literacy project	-	-	-	-	-	-	23.60	5.90	25.00
<b>TOTAL-</b>		<b>38.25</b>	<b>38.25</b>	<b>38.25</b>	<b>45.50</b>	<b>45.50</b>	<b>45.50</b>	<b>95.00</b>	<b>46.30</b>	<b>48.74</b>
<b>(4) YOUTH WELFARE:</b>										
1.	Stipend to outstanding Sportsment & Women	0.90	0.18	0.18	-	0.18	0.18	1.08	0.09	8.33
2.	Improvement of play grounds	0.20	0.12	0.12	-	0.24	0.24	1.24	0.17	13.71
3.	Grant in aid to State Level Associations, other sports Clubs, Vyayam Shalas	10.45	1.03	1.03	46.59	1.18	1.18	17.63	1.59	9.02
4.	Coaching camp for SC sportsmen	-	-	-	-	0.15	0.15	-	-	-
5.	Honrarium to akhadu instructors	-	-	-	-	-	-	0.90	0.15	16.66
<b>TOTAL-</b>		<b>40.00</b>	<b>1.33</b>	<b>1.33</b>	<b>46.59</b>	<b>1.75</b>	<b>1.75</b>	<b>20.85</b>	<b>2.00</b>	<b>9.59</b>

1	2	3	4	5	6	7	8	9	10	11
<b>(5) TECHNICAL EDUCATION:</b>										
1.Provision of supply of stationery, drawing material and calculator to SC students in Government colleges		614.82	9.00	1.46	-	1.00 (5.46)	3.23	-	1.00 (6.46)	5.99
2. Teacher Graduation scheme and special coaching		-	4.89	6.70	70.00	-	-	115.00	1.00 (1.74)	0.16
3. Book Bank Scheme		-	2.50	0.35	-	-	-	-	-	-
TOTAL-		614.82	16.39	2.66	70.00	1.00 (5.46)	3.23	115.00	2.00 (8.20)	6.15
<b>(6) Scheme of Science and Technology sector not divisible for Special Component Plan.</b>										
<b>(7) PUBLIC HEALTH SERVICES:</b>										
<b><u>I. Minimum needs programme:</u></b>										
a. Establishment of mini PHCs		420.75	25.00	5.95	57.99	3.50	3.61	124.89	5.75	4.11
b. Estt. of sub-mini health centres		1150.00	25.00	2.17	30.00	3.50	4.23	15.00	6.00	5.27
c. Construction of sub-mini health centres		420.00	15.00	3.58	12.80	-	-	20.98	6.00	6.22
<b><u>II-Hospital and dispensaries:</u></b>										
Establishment of Allopathy Dispensaries		74.40	27.00	36.49	5.20	1.00	1.13	6.88	1.25	1.24

1	2	12	13	14	15	16	17	18	19	20
<u>(5) TECHNICAL EDUCATION:</u>										
1.Provision of supply of stationery, drawing material and calculator to SC students in Govt. colleges	0.50	1.50 (6.00)	3.509	533.00	5.50	5.50	5.50	5.50	5.50	100%
2. Teacher Graduation scheme and special coaching	132.00	1.00 (2.30)	-	-	3.00	3.00	4.50	4.50	4.50	100%
3. Book Bank Scheme	-	0.50 (2.76)	2.494	-	2.50	2.50	5.00	5.00	5.00	100%
TOTAL-	132.50	3.00 (11.06)	6.003	533.00	11.00	11.00	12.00	11.00	11.00	91.66

(6) Scheme of Science & Technology sector not divisible for SCP.

(7) PUBLIC HEALTH SERVICES:

I- Minimum needs programme:

a- Establishment of mini PHCs	50.00	16.64	4.25	141.00	60.00	60.00	60.00	60.00	60.00
b- Estt. of Sub Health Centres	25.60	24.85	5.55	35.00					
c- Construction of sub health centres	65.00	20.00	12.00	100.00			223.68		
II- <u>Hospital &amp; Dispensaries:</u> Estt. of Allopathy dispensaries	6.80	1.40	1.80	13.00					

.....



1	2	3	4	5	6	7	8	9	10	11
<u>III-Indian system of medicines:</u>										
(i) Estt. of Ayurvedic dispensaries	290.00	20.00	6.89	10.82	3.50	3.67	18.82	5.00	3.90	
1-Expdt. on Gram Panchayat in Harijan pockets for providing medical facilities	-	-	-	-	4.00	4.00	-	5.00	8.00	
2. Estt. of Homeopathic dispensaries-	-	-	-	-	-	-	-	-	-	
3. Estt. of Unani dispensaries	-	-	-	-	-	-	-	-	-	
<u>Dai Training Course:</u>										
1. Refresher training for Dais	-	96.40	-	-	-	-	-	20.00	-	
2.           to traditional Dais	-	30.00	-	-	-	-	-	-	-	
3. Compounder training	-	60.00	-	-	-	-	-	18.00	-	
4. Dresser training	-	15.00	-	-	-	-	-	-	-	
5. Women health workers training	-	-	-	-	-	-	-	-	-	
6. Family Welfare incentive Award Training	-	-	-	-	-	-	-	-	-	
TOTAL-	2359.15	298.40	12.65	116.63	15.50	16.64	187.57	67.00	28.74	

8- Scheme of Employees State Insurance Sector not divisible for Special Component Plan

1	2	12	13	14	15	16	17	18	19	20
<u>III-Indian system of medicines:</u>										
(i) Estt. of Ayurvedic dispensaries		56.00	4.11	4.12	72.00	5.71	5.71	133.25	-	-
1. Expdt. on Gran Panchayat in Harijan pockets for providing medical facilities		-	8.00	-	-	-	-	-	11.50	-
2. Estt. of Homeopathic dispensaries		-	-	-	-	-	-	-	4.50	-
3. Estt. of Unani dispensaries		-	-	-	-	-	-	-	-	-
<u>Dai Training Course:</u>										
1. Refresher training for Dais		-	-	-	-	-	-	-	-	-
2. Incentive to traditional Dais		-	-	-	-	-	3.60	-	9.00	-
3. Compounder training		-	16.74	-	-	3.60	3.60	36.15	5.62	-
4. Dresser training		-	-	-	-	2.69	2.69	-	4.78	-
5. Women health workers training		-	-	-	-	-	-	-	-	-
6. Family Welfare incentive Award payment		-	-	-	-	-	-	150.00	6.00	-
TOTAL-		203.40	82.00	27.72	361.00	76.00	76.00	543.08	91.40	16.82

8. Scheme of Employees State Insurance Sector not divisible for Special Component Plan

.....

:: 130 ::

1	2	3	4	5	6	7	8	9	10	11
<b>(9) WATER SUPPLY (P.H.E.D):</b>										
1. Drinking water supply schemes in problem villages (P.H.E.D)	14650.00	1971.89	13.46	3032.91	500.00	394.27	2909.79	356.00	361.251	
2. Drainage (Malvya-yan) schemes	-	-	-	-	-	-	-	-	-	-
3. Subsidy to Municipality for Drinking water supply										
4. Rural water supply with pipes										
5. Urban water supply schemes										
<b>(10) HOUSING:</b>										
<b><u>A-Rural Housing(Housing &amp; Environment)</u></b>										
(a) House sites										
(b) Construction assistance	2900.00	966.6	33.00	74.22	25.80	26.76	346.00	37.00	113.00	
<b><u>B-Housing Schemes(Housing Board)</u></b>										
Housing schemes for EWS	1770.97	177.09	10.00	315.00	200.00	-	215.95	80.00	-	
<b>(11) TOWN &amp; COUNTRY PLANNING:</b>										
1. M.P. Slum Clearance Board (Environmental improvement of slums)	-	3.00	-	-	-	-	-	1.00	-	
2. Housing schemes for economically weaker sections of Society	1261.36	20.00	-	170.00	-	-	200.00	1.75	-	

1	2	12	13	14	15	16	17	18	19	20
<u>(9) WATER SUPPLY(PHED):</u>										
1.Drinking water supply schemes in problem villages(PHED)		4300.00	445.77	345.77	3200.00	375.00	375.00	203.28	165.00	-
2.Drainage(Malvyayan)Schemes		-	-	-	-	-	-	35.39	11.00	-
3.Subsidy to Municipality for Drinking water supply		-	-	-	-	-	-	205.11	171.00	83.37
4.Rural water supply with pipes		-	-	-	-	-	-	75.00	25.00	
5.Urban Water supply schemes		-	-	-	-	-	-	80.10	93.00	
								LIC735.00		
								-Loan		
TOTAL-		4300.00	445.77	345.77	3200.00	375.00	375.00	1333.88	465.00	-

(10) HOUSING:

A-Rural Housing (Housing & Environment)

(a) House sites	346.00	138.40	138.40	450.00	156.00	156.00	232.50	86.90
(b) Construction assistance							347.50	130.34

B-Housing schemes(Housing Board):

Housing schemes for EWS	269.25	90.00	90.00	287.65	96.00	96.00	387.35	129.05	33.32
-------------------------	--------	-------	-------	--------	-------	-------	--------	--------	-------

(11) TOWN & COUNTRY PLANNING:

1.M.P.Slum Clearance Board (Environmental improvement of slums)	225.42	35.00	35.00	259.20	42.00	42.00	90.00	65.00	72.22
2.Housing schemes for economically Weaker Sections of Society									

.....

::132::

1	2	3	4	5	6	7	8	9	10	11
3.Drainage, community B <sub>a</sub> ths and Latrines		-	-	-	-	-	-	-	-	-
4.Minimum needs programme		-	102.65	-	-	-	-	-	17.25	-
TOTAL-		1261.36	125.65	9.91	170.00	-	-	200.00	20.00	-

12. State Capital Project sector  
not divisible for Special  
Component Plan.

\*\*\*13\*\*\*

1	2	12	13	14	15	16	17	18	19	20
3. Drainage, community Baths and Latrines		225.42	35.00	35.00	259.20	42.00	42.00	90.00	65.00	72.22
4. Minimum needs programme		-	-	-	-	-	-	-	-	-
TOTAL-		225.42	35.00	35.00	259.20	42.00	42.00	90.00	65.00	72.22

12. State Capital Project sector  
not divisible for Special  
Component Plan.

1	2	3	4	5	6	7	8	9	10	11
---	---	---	---	---	---	---	---	---	----	----

13. INFORMATION & PUBLICITY:

Video publicity unit	120.00	11.95	9.96	-	-	-	22.00	2.29	2.78	
----------------------	--------	-------	------	---	---	---	-------	------	------	--

14. LABOUR & LABOUR WELFARE:

(A) LABOUR WELFARE-

Implementation of minimum wages Act 1948 for a gril. labour	40.00	9.77	24%	3.84	-	-	17.40	2.40	-	
---	-------	------	-----	------	---	---	-------	------	---	--

(B) EMPLOYMENT AND TRAINING:

(i) Apprenticeship schemes	244.00	-	-	-	-	-	-	0.50	-	
(ii) Contd. of 4 ITIs opened during 79-80 and short term training programme for harijans		34.16	-	36.12	-	-	31.50	0.40	-	
(iii) Conversion of 1000 seats at existing ITIs	-	-	-	-	-	-	-	1.00	-	

.....

1	2	12	13	14	15	16	17	18	19	20
<u>13. INFORMATION &amp; PUBLICITY:</u>										
	Video publicity unit	25.00	3.09	3.09	28.75	3.45	3.45	40.00	5.28	13.20
<u>14. LABOUR &amp; LABOUR WELFARE:</u>										
<u>(A) LABOUR WELFARE:</u>										
	Implementation of minimum wages Act 1948 for agril. labourers	9.78	2.76	2.76	18.75	3.45	3.45	11.00	3.92	35.64
<u>(B) EMPLOYMENT &amp; TRAINING:</u>										
(i)	Apprenticeship Trg. schemes	37.68	5.47	5.47	64.00	8.50	8.50	-	3.85	-
(ii)	Contn. of 4 ITIs opened during 79-80 and short term trg. programme for harijans									
(iii)	Conversion of 1000 seats at the existing ITI									

....



1	2	3	4	5	6	7	8	9	10	11
<u>15. Welfare of Scheduled Castes:</u>										
<u>(Harijan Development)</u>										
1. Pre-matric scholarship	257.00	257.00	100.00	50.00	50.00	40.00	44.00	44.00	62.79	
2. Reimbursement of Tution and Board fee	9.45	9.45	100.00	1.45	1.45	-	1.45	1.45	1.45	
3. Pre-matric and Post-matric hostels	277.98	277.98	100.00	35.14	35.14	136.48	57.69	57.69	43.08	
4. Ashram schools	-	-	-	-	-	-	1.00	1.00	-	
5. Merit scholarship	15.32	15.32	100.00	1.82	1.82	-	3.00	3.00	0.30	
6. Crafts training in hostels	11.49	11.49	100.00	1.35	1.35	-	1.14	1.14	2.11	
7. Scholarship administration	0.47	0.47	100.00	0.47	0.47	-	0.50	0.50	-	
8. Free supply of text books	46.50	46.50	100.00	8.00	8.00	8.00	8.00	8.00	7.87	
9. Student Welfare fund	32.50	32.50	100.00	5.50	5.50	12.84	11.50	11.50	12.30	
10. Construction of buildings	15.00	15.00	100.00	3.00	3.00	-	3.00	3.00	-	
11. Replacement of equipments	22.50	22.50	100.00	5.00	5.00	-	-	-	-	
12. Issue of Identity Cards	5.00	5.00	100.00	5.00	5.00	5.00	-	-	-	
13. Sainik School Training	5.50	5.50	100	0.90	0.90	0.26	0.90	0.90	0.67	
14. Post Matric Scholarship	-	-	-	-	-	-	-	-	-	
<b>Total</b>	699.06	699.06	100	115.18	115.18	197.58	132.18	132.18	130.57	

1	2	12	13	14	15	16	17	18	19	20
<u>15. Welfare of Scheduled Castes:</u>										
<u>(Harijan Development)</u>										
1. Pre-matric scholarship	58.00	58.00	58.00	41.35	41.35	41.35	211.00	211.00	100%	
2. Reimbursement of tuition and Board fees	1.50	1.50	1.50	1.50	1.50	1.50	4.84	4.84	100%	
3. Pre-matric & Post-matric hostels	71.30	71.30	71.30	71.50	71.50	71.50	89.96	89.96	100%	
4. Ashram Schools	2.04	2.04	1.00	6.40	6.40	6.40	11.20	11.20	100%	
5. Merit scholarship	1.00	1.00	1.00	1.50	1.50	1.50	5.45	5.45	100%	
6. Craftsmen training in hostels	1.20	1.20	1.20	1.50	1.50	1.50	0.50	0.50	100%	
7. Scholarship administration	-	-	-	-	-	-	-	-		
8. Free supply of text books	7.87	8.00	8.00	8.00	8.00	8.00	15.00	15.00	100%	
9. Student welfare fund	6.50	6.50	6.50	6.50	6.50	6.50	10.00	10.00	100%	
10. Construction of buildings	-	-	-	-	-	-	25.78	25.78	100%	
11. Replacement of equipments	-	-	-	3.00	3.00	3.00	4.50	4.50	100%	
12. Issue of identity cards	-	-	-	-	-	-	-	-		
13. Sainik School Training	0.78	0.78	0.78	0.80	0.80	0.80	0.50	0.50	100%	
14. Post-matric scholarship	-	-	-	18.00	18.00	18.00	40.00	40.00	100%	
Total	150.32	150.32	148.28	160.05	160.05	160.05	418.73	418.73	100%	

1	2	3	4	5	6	7	8	9	10	11
<u>B-Economic Upliftment:</u>										
1. Professional Training (Patwari training)	6.25	6.25	100	1.25	1.25	0.04	1.25	1.25	0.16	
2. Own your own workshop	21.00	21.00	100	2.00	2.00	0.84	2.00	2.00	1.57	
3. Agri. Development Programme	405.00	405.00	100	60.00	60.00	208.94	40.00	40.00	40.00	
4. Harijan Dev. Corporation (Antyavasayee)	66.90	66.90	100	16.90	16.90	14.00	30.00	30.00	19.19	
5. T.C.P.C. Udyami Vikas Kendra	20.20	20.20	100	5.60	5.60	5.68	2.60	2.60	0.60	
6. Organisation of Industrial Cooperatives (V.I)	1.15	1.15	100	0.60	0.60	-	0.60	0.60	-	
TOTAL-	<u>520.50</u>	<u>520.50</u>	<u>100</u>	<u>86.35</u>	<u>86.35</u>	<u>299.50</u>	<u>76.45</u>	<u>76.45</u>	<u>61.52</u>	

C-Health, Housing and other Schemes:

1. Drinking water wells	18.00	18.00	100	2.25	2.25	1.89	3.75	3.75	3.05	
2. Aid to voluntary agencies	26.94	26.94	100	2.94	2.94	1.25	2.94	2.94	2.94	
3. Legal Aid	0.90	0.90	100	0.10	0.10	0.15	0.10	0.10	.25	
4. Incentive to 'dais'	5.00	5.00	100	1.00	1.00	1.00	1.00	1.00	0.80	
5. Removal of untouchability	12.75	12.75	100	2.30	2.30	2.20	2.30	2.30	1.68	
6. Professionalisation of unclean occupations	29.00	29.00	100	5.00	5.00	5.00	5.00	5.00	-	
7. Rahat Yojna	10.00	10.00	100	2.00	2.00	3.32	2.00	2.00	1.86	

1	2	12	13	14	15	16	17	18	19	20
<u>B-Economic Upliftment:</u>										
1.	Professional training (Patwari Training)	0.50	0.50	0.25	0.50	0.50	0.50	0.50	0.50	100%
2.	Own your own workshop	2.00	2.00	2.00	2.00	2.00	2.00	2.00	2.00	100%
3.	Agri.Dev.Programme	62.00	62.00	62.00	50.00	50.00	50.00	11.55	11.55	100%
4.	Harijan Dev. Corporation (Antyavasayee)	10.00	10.00	10.00	40.00	40.00	40.00	30.00	30.00	100%
5.	T.C.F.C.Udyami Vikas Kendra	4.00	4.00	4.00	4.00	4.00	4.00	4.00	4.00	100%
6.	Organisation of Industrial Cooperatives( V.I)	0.60	0.60	0.60	-	-	-	-	-	
	TOTAL-	79.10	79.10	78.85	96.50	96.50	96.50	48.05	48.05	100%
<u>C-Health,Housing and other schemes:</u>										
1.	Drinking Water Wells	2.00	2.00	2.00	2.00	2.00	2.00	2.00	2.00	100%
2.	Aid to voluntary agencies	2.00	2.00	4.00	5.76	5.76	5.76	4.63	4.63	100%
3.	Legal Aid	0.35	0.35	0.35	0.35	0.35	0.35	0.35	0.35	100%
4.	Incentive to 'dais'	1.00	1.00	1.00	1.00	1.00	1.00	1.00	1.00	100%
5.	Removal of untouchability	2.55	2.55	2.65	2.00	2.00	2.00	2.00	2.00	100%
6.	Professionalisation of unclean occupations	5.00	5.00	5.00	5.00	5.00	5.00	2.00	2.00	100%
7.	Rahat Yojna	2.00	2.00	2.00	4.00	4.00	4.00	3.00	3.00	100%

::140::

1	2	3	4	5	6	7	8	9	10	11
8. Housing schemes		108.00	108.00	100	13.00	13.00	14.80	15.00	15.00	15.70
9. Development of Harijan Bastees		20.00	20.00	100	4.00	4.00	4.14	4.00	4.00	1.12
10. Inter-caste marriage		-	-	-	-	-	-	-	-	-
11. Administration		67.98	67.98	100	8.75	8.75	7.53	11.57	11.57	5.58
12. Electrification of Harijan Bastees		15.00	15.00	100	3.00	3.00	3.01	3.01	3.00	-
13. Publicity through Radio programmes		3.50	3.50	100	0.50	0.50	-	0.50	0.50	0.60
TOTAL-		317.17	317.17	100	44.84	44.84	44.29	51.16	51.16	38.58

D. Welfare of Denotified Tribes:

1. Pre-matric scholarship		6.40	-	-	1.00	-	-	1.00	1.00	1.00
2. Post-matric scholarship		1.10	-	-	0.10	-	4.93	0.19	0.10	0.10
3. Ashram Schools		2.50	-	-	0.50	-	-	0.50	0.50	0.50
4. Economic programmes for Denotified nomadic/semi nomadic tribes		31.40	-	-	5.60	-	-	5.00	5.00	-
TOTAL-		41.80	-	-	7.30	-	4.93	6.60	6.60	1.60

.....

	12	13	14	15	16	17	18	19	20
8. Housing Schemes	10.00	10.00	10.00	10.00	10.00	10.00	10.00	10.00	100%
9. Development of Harijan Bastees	4.00	4.00	4.00	4.00	4.00	4.00	2.00	2.00	100%
10. Inter-caste marriage	-	-	-	0.30	0.30	0.30	0.50	0.50	100%
11. Administration	39.23	39.23	25.00	40.00	40.00	40.00	25.07	25.07	100%
12. Electrification of Harijan Bastees	3.50	3.50	3.50	3.09	3.09	3.09	1.50	1.50	100%
13. Publicity through Radio Programmes	0.50	0.50	0.50	0.50	0.50	0.50	0.30	0.30	100%
TOTAL-	72.13	72.13	60.90	78.00	78.00	78.00	54.35	54.35	100%

D. Welfare of Denotified Tribes:

1. Pre-matric scholarship	-	-	1.00	-	-	-	-	-	-
2. Post-matric scholarship	0.10	0.10	0.10	-	-	-	-	-	-
3. Ashram Schools	0.50	0.50	0.50	-	-	-	-	-	-
5. Economic programmes for Denotified nomadic/semi nomadic tribes	5.25	5.25	5.00	-	-	-	-	-	-
Total	5.85	5.85	6.60	-	-	-	-	-	-

1	2	12	13	14	15	16	17	18	19	20
<u>E- State share of CSP schemes:</u>										
1.	Girls Hostels	4.04	4.04	4.04	7.00	7.00	7.00	17.00	17.00	100%
2.	Pre-examination training	5.97	5.97	5.97	5.95	5.95	5.95	7.40	7.40	100%
3.	Scholarship to children of persons engaged in unclean occupations	2.00	2.00	2.00	2.00	2.00	2.00	1.00	1.00	100%
4.	Machinery for implementation of Civil Rights Act	4.00	4.00	4.00	4.00	4.00	4.00	2.25	2.25	100%
5.	Antyavasayee Sahkari Vikas Nigam	5.00	5.00	5.00	10.00	10.00	10.00	10.00	10.00	100%
6.	Pre-examination training and Research Centres	0.05	0.05	0.05	0.05	0.05	0.05	0.05	0.05	100%
7.	Special Mobile Courts	-	-	-	2.17	2.17	2.17	2.17	2.17	100%
TOTAL-		21.06	21.06	21.06	43.17	43.17	43.17	39.87	39.87	100%
GRAND TOTAL-		326.46	328.46	328.46	377.72	377.72	377.72	561.00	561.00	100%

::143::

1	2	3	4	5	6	7	8	9	10	11
<u>E.State share of CSP Schemes:</u>										
1. Girls Hostels		35.05	35.05	100	6.00	6.00	10.78	4.27	4.27	104.74
2. Pre-examination training		25.50	23.50	100	4.00	4.00	7.36	4.52	4.52	3.22
3. Scholarship to children of persons engaged in unclean occupations.		6.00	6.00	100	2.00	2.00	0.30	2.00	2.00	1.16
4. Machinery for implementation of Civil Rights Act		26.05	26.05	100	0.96	0.96	2.30	5.54	5.54	2.34
5. Antyavasayee Sahkari Vikas Nigam		100.00	100.00	100	25.00	25.00	50.00	5.00	5.00	10.00
6. Pre-examination training & Research Centres		-	-	-	-	-	-	-	-	-
7. Special Mobile Courts		-	-	-	-	-	-	-	-	-
TOTAL-		191.60	191.60	100	37.96	37.96	70.74	21.33	21.33	121.46
GRAND TOTAL-		1769.73	1728.33	97.60	291.63	291.63	547.04	287.72	287.72	348.73



1	2	3	4	5	6	7	8	9	10	11
---	---	---	---	---	---	---	---	---	----	----

**16. SOCIAL WELFARE :**

1. Grant in Harijan Mahila Mandals for women Welfare programme	3.50	3.50	100	1.50	1.50	0.28	0.50	0.50	0.01
2. Setting up of sewing & tailoring centres for vocational trg. in harijan pockets	7.00	7.00	100	-	-	-	0.70	0.70	0.03
3. Construction of building Complex for social welfare in harijan pockets	5.00	5.00	100	-	-	-	1.00	1.00	-
4. Assistance to women in distress (Central scheme)	2.00	2.00	100	-	-	-	0.35	0.35	0.01
5. Setting up of homes for destitute women in harijan pockets	5.50	5.50	100	-	-	-	1.55	1.55	0.05
6. Setting up of Rescue homes (under SIT Act in harijan pockets)	8.00	8.00	100	-	-	-	2.50	2.50	-
7. Grant to Vol. organisations Child Welfare programmes in harijan pockets	5.00	5.00	100	0.25	0.25	0.19	0.60	0.60	-
8. Continuation of IYC programme	7.00	7.00	100	0.50	0.50	-	2.00	2.00	-
9. Creches for the care of children of working women in harijan pockets	2.50	2.50	100	-	-	0.60	0.50	0.50	-
10. Grant to Panchayat Balwadies in harijan pockets	2.50	2.50	100	1.00	1.00	0.62	0.60	0.60	0.25

1	2	12	13	14	15	16	17	18	19	20
<b>16. SOCIAL WELFARE:</b>										
1.	Grant to Harijan Mahila Mandals for women welfare programme	0.50	0.50	0.50	1.00	0.50	0.50	0.20	0.20	100%
2.	Setting up of Sewing & tailoring centres for vocational training in harijan pockets	0.50	0.50	0.50	-	-	-	-	-	-
3.	Construction of building Complex for social welfare in harijan pockets	-	-	-	-	-	-	0.50	0.50	100%
4.	Assistance to women in distress (Central scheme)	0.50	0.50	0.50	1.00	0.70	0.70	0.40	0.40	100%
5.	Setting up of houses for destitute women in harijan pockets	1.80	1.80	1.80	-	-	-	-	-	-
6.	Setting up Rescue home (under STI Act in harijan pockets)	3.00	3.00	3.00	-	-	-	-	-	-
7.	Grant to voluntary organisations child welfare programme in harijan pockets	-	-	-	-	-	-	0.10	0.10	100%
8.	Continuation of IYC Programme	-	-	-	0.50	1.00	1.00	0.40	0.40	100%
9.	Creches for the care of children of working women in harijan pockets	0.50	0.50	0.50	1.00	0.50	0.50	0.40	0.40	100%
10.	Grant to Panchayat Balwadies in harijan pockets	0.50	0.50	0.50	1.70	0.50	0.50	0.30	0.30	100%

.....

6 1	2	3	4	5	6	7	8	9	10	11
11.	Supply of equipments to Balwadies run by Gram Sewikas in Harijan pockets	1.50	1.50	100	1.00	1.00	0.20	0.50	0.50	0.03
12.	Aid to effort at Distt.level for child welfare	3.00	3.00	100	-	-	-	0.50	0.50	-
13.	Incentive award to Mahila Mandals	-	-	-	-	-	-	-	-	-
14.	Training of Associate Women Workers-	-	-	-	-	-	-	-	-	-
15.	Assistance to harijan children in need of care & protection(C.Schemes)	3.00	3.00	100	-	-	-	0.30	0.30	-
16.	Setting up of homes for healthy children of leprocy patients(Gwalior)	5.00	5.00	100	-	-	-	1.00	1.00	0.02
17.	SCS Village Project	26.00	26.00	100	1.80	1.80	-	-	-	-
18.	Scholarship to physically handicaped students in harijans	0.80	0.80	100	0.10	0.10	0.08	0.15	0.15	0.03
19.	Assistance to harijans for artificial limbs	0.20	0.20	100	0.05	0.05	0.05	0.05	0.05	0.05
20.	Assistance to harijan handicaped during IYDP	1.00	1.00	100	-	-	-	0.05	0.05	-
21.	Setting up of sheltered workshop for physically handicaped in harijan pockets	12.00	12.00	100	-	-	-	0.05	0.05	-
22.	Setting up of Home for mentally retorded children in harijan pocket(Jabalpur)	-	-	-	-	-	-	-	-	-

.....

::147::

1	2	12	13	14	15	16	17	18	19	20
11.	Supply of equipments to Balwadis run by Gram Sevika in Harijan pockets	0.50	0.50	0.50	2.00	0.30	0.30	0.20	0.20	100%
12.	Aid to effort at Distt.level for child welfare programme	0.50	0.50	0.50	0.50	0.20	0.20	-	-	-
13.	Incentive award to Mahila Mandals	-	-	-	0.15	0.15	0.15	0.15	0.15	100%
14.	Training of Associate Woment Workers-	-	-	-	0.15	0.15	0.15	0.10	0.10	100%
15.	Assistance to Harijan children in need of care and Protection(C.Schemes)	0.50	0.50	0.50	2.00	0.50	0.50	0.20	0.20	100%
16.	Setting up of homes for healthy children of Leprocy patients(Gwalior)	-	-	-	0.40	0.40	0.40	0.40	0.40	100%
17.	SCS Village project	Transferred to Tribal sub-plan sector			2.50	-	-	-	-	-
18.	Scholarship to physically handi- caped students in harijan pockets	-	-	-	-	-	-	-	-	-
19.	Assistance to harijan artificial limbs	1.00	1.00	1.00	3.00	-	-	-	-	-
20.	Assistance to harijan handi- -caped during IYDP	1.00	1.00	1.00	-	-	-	-	-	-
21.	Setting up of sheltered work- shop for physically handicaped in harijan pockets	1.00	1.00	1.00	2.00	1.00	1.00	1.00	1.00	100%
22.	Setting up of homes for mentally retarded children in harijan pockets (Jabalpur)	-	-	-	1.00	1.00	1.00	0.10	0.10	100%

.....

1	2	3	4	5	6	7	8	9	10	11
23.	Assistance to local bodies for shelter home for poor & destitute in harijan pockets	5.00	5.00	100	0.20	0.20	-	1.00	1.00	0.02
24.	Setting up of observation home under children act in harijan pockets	6.00	6.00	100	1.20	1.20	-	1.20	1.20	0.25
25.	Assistance to harijans ex-prisoners for rehabilitation	2.00	2.00	100	0.20	0.20	0.04	0.20	0.20	0.15
26.	Publicity & propoganda for prohibition	1.50	1.50	100	0.30	0.30	-	0.30	0.30	-
27.	Setting up of Mahila Arthik Vikas Nigam for raising family income of women	10.00	10.00	100	-	-	-	1.00	1.00	-
28.	Hostel facilities in existing schools for blind and deaf	-	-	-	-	-	-	-	-	-
29.	State institute for the welfare of handicaped	-	-	-	-	-	-	-	-	-
30.	Setting up of short stay home (Rewa/Jabalpur)	-	-	-	-	-	-	-	-	-
31.	Grant to Vol. organisations for working women hostels	-	-	-	-	-	-	-	-	-

-----

1	2	12	13	14	15	16	17	18	19	20
23.	Assistance to local bodies for shelter home for poor & destitute in harijan pockets	0.50	0.50	0.50	2.50	2.50	2.50	-	-	-
24.	Setting up of observation house in children act in harijan pockets	1.50	1.50	1.50	1.00	1.00	1.00	-	-	-
25.	Assistance to harijan ex-prisoners for rehabilitation	-	-	-	1.50	1.00	1.00	0.20	0.20	100%
26.	Publicity and propoganda for prohibition	-	-	-	-	-	-	-	-	-
27.	Setting up of Mahila Arthik Vikas Nigam for raising family income of women	-	-	-	-	-	-	-	-	-
28.	Hostel facilities in existing schools for blind and deaf	1.00	1.00	1.00	-	-	-	-	-	-
29.	State Institute for the welfare of handipaped	2.00	2.00	2.00	-	-	-	-	-	-
30.	Setting up of short stay home (Rewa/Jabalpur)	0.30	0.30	0.30	-	-	-	-	-	-
31.	Grant to Vol. Organisations for working women hostels	0.50	0.50	0.50	-	-	-	-	-	-

	1	2	3	4	5	6	7	8	9	10	11
32. Grant to Vol. organisations for discouragement of Dowery & community marriages	-	-	-	-	-	-	-	-	-	-	-
33. Child Welfare programme											
Total- Social Welfare:	125.00	125.00	100	8.10	8.10	1.46	17.50	17.50	0.90		
<b>17. NUTRITION PROGRAMME:</b>											
<b>(SOCIAL WELFARE)</b>											
1. Special Nutrition P rog. in harijan pockets in urban areas	162.67	162.67	100	28.50	28.50	15.25	32.50	32.50	31.30		
<b>18. LOCAL BODIES DEVELOPMENT:</b>											
<b><u>A-For remunerative schemes:</u></b>											
1. Construction of shops & markets	24.18	4.00	16.44	-	-	-	5.60	0.80	0.80		
2. Other remunerative schemes											
<b><u>B-For non remunerative schemes:</u></b>											
1. Construction of Roads & drains	125.18	20.55	16.44	-	7.00	7.20	20.45	3.20	3.10		
2. Const. of Public latrines & Urinals	65.10	-	-	-	-	-	-	-	-		
3. Const. of parks and other beautification schemes	-	10.70	16.44	-	-	1.14	10.35	2.25	2.25		
							4.70	1.00	1.00		

.....

1	2	12	13	14	15	16	17	18	19	20
32.	Grant to Vol. organisations for discouragement of Dowery & Community marriages	0.50	0.50	0.50	0.20	0.20	0.20	0.10	0.10	100%
33.	Child welfare programme	-	-	-	0.50	0.50	0.50	0.30	0.30	0.30
34.	Providing family atmosphere to orphan children	-	-	-	-	-	-	1.75	1.75	100%
	Total Social Welfare:	19.10	19.10	19.10	33.00	12.10	12.10	7.80	7.80	-

17. NUTRITION PROGRAMME:  
(SOCIAL WELFARE)

Special Nutrition Prog. in harijan pockets in urban areas	39.00	39.00	39.00	47.00	47.00	47.00	207.00	40.00	19.32%
---	-------	-------	-------	-------	-------	-------	--------	-------	--------

18. LOCAL BODIES DEVELOPMENT:

A-For remunerative schemes:

1. Construction of Shops and markets	6.40	1.30	1.30	7.38	1.00	1.00	}
2. Other remunerative schemes							

B-For non-remunerative schemes:

1. Construction of Roads & drains	22.48	3.70	3.70	25.85	3.00	3.00	}	5.50	
2. Const. of Public latrines and urinals	16.50	2.25	2.25	19.02	1.50	1.50		81.43	1.50
3. Const. of parks and other beautification schemes	5.20	1.00	1.00	5.95	0.50	0.50		0.75	

.....



1	2	3	4	5	6	7	8	9	10	11
4. Other development works and schemes		24.18	4.00	16.44	-	-	-	4.80	0.75	0.75
5. Loan to Municipal Committees for developmental works		-	-	-	-	-	-	-	-	-
6. Construction of houses for municipal staff		-	-	-	-	-	-	-	-	-
Total		238.64	29.25	16.44	46.00	7.00	8.34	50.00	8.00	8.00
19. Schemes of Welfare of prisoners not divisible for SCP										
20. <u>STAFF EMPLOYMENT PROGRAMME:</u>										
1. Training for improvement of skills			0.35	-	-	-	-	-	0.10	NA
2. Training for guaranteed employment			0.44	-	-	-	-	-	0.13	NA
3. Soft loan to educated harijan unemployeds for self employment		194.28	24.40	-	37.65	-	-	35.00	4.67	NA
4. Construction of sheds			2.00	-	-	-	-	-	-	-
Total		194.28	27.19	13.99	37.65	-	-	35.00	4.90	NA

, .....

1	2	12	13	14	15	16	17	18	19	20
4.	Other developmental works and schemes	4.00	0.75	0.75	4.60	0.50	4.30		0.75	
5.	Loan to Municipal Committees for developmental works	-	-	-	-	4.30	-		6.21	
6.	Construction of houses for municipal staff	-	-	-	-	-	-		1.50	
	Total	54.48	9.00	9.00	62.80	10.80	10.80	81.43	6.21	19.91
19.	Schemes of Welfare of prisoners sector not divisible for SCP									
20.	<u>STAFF EMPLOYMENT PROGRAMME:</u>									
1.	Training for improvement of skills									
2.	Training for guaranteed employment									
3.	Soft loan to educated harijan unemployeds for self employment	45.00	5.64	5.64	51.75	6.75	6.75	48.95	7.00	14.30
4.	Construction of sheds									
	TOTAL	45.00	5.64	5.64	51.75	6.75	6.75	48.95	7.00	14.30%



1	2	3	4	5	6	7	8	9	10	11
---	---	---	---	---	---	---	---	---	----	----

Soil Conservation

8. Intensive land development in Harijan predominant areas	13.95	-	10.00	2.91	15.00	15.00	18.40	18.40	19.04
Total Agriculture Sector:	230.00	230.00	114.70	62.72	135.00	135.00	206.10	206.10	177.85

Irrigation scheme

1. Minor Irrigation Scheme	90.00	100.00	76.00	65.00	85.00	85.00	73.60	73.60	
2. Construction of tube well for Irrigation	-	-	-	-	-	-	-	-	
3. Micro Minor Irrigation	-	-	-	-	-	-	-	-	50.00

Animal Husbandry

1. <u>Cattle Development</u>									
(i) Distribution of Diary Unit on 50% loan and subsidy	15.00	-	21.00	20.05	13.00	13.00	20.00	20.00	16.00
(ii) Scheme for calf rearing subsidy	2.78	-	4.78	1.651	-	-	1.10	1.10	1.10

1	2	3	4	5	6	7	8	9	10	11
(iii) Estt./contd. of Hari- jan Heifers/cows brea- ding centre.	-	-	-	-	-	5.00	1.50	3.90	3.90	-
(iv) Contd. of Gosamvardhan kedra dewal.	-	-	-	-	-	-	-	-	-	0.50
II. Estt./continuation of Mass poultry production programme.	18.50	-	-	24.20	20.962	36.00	19.80	36.15	36.15	18.70
<u>III. Goat Development</u>										
(i) Distribution of Goat units on 50% loan and subsidy	-	6.04	-	10.04	8.678	15.00	15.00	15.00	15.00	10.00
<u>IV. Pig Development</u>										
(i) Distribution of pig unit on exchange basis.	-	7.98	-	13.98	13.44	6.00	6.00	12.00	12.00	6.20
<u>V. Fodder Development</u>										
(i) Subsidy for Fodder demonstration plots	-	-	-	1.50	1.279	3.75	3.75	3.75	3.75	2.50

1	2	3	4	5	6	7	8	9	10	11
(ii) Distribution of chaff cutters on subsidy	-	-	-	7.50	5.94	6.25	6.25	3.75	3.75	
VI. <u>Other live stock development.</u>										
1. Aid to live stock/poultry development corporation.	-	-	-	-	-	10.00	10.00	-	-	-
	50.00	-	-	83.00	72.00	95.00	75.30	95.65	95.65	55.00

FISHERIES

1. Fisheries extension	18.00	17.60	6.00	0.80	7.48	7.48	5.59	5.59		
2. Assistance to pesioultrists	-	-	-	-	-	-	1.00	1.00	5.00	
3. Education & Training	2.00	1.00	4.80	1.25	6.52	6.52	6.71	6.71	9.50	
4. Fish Seed production	-	-	-	-	-	-	3.45	3.45	1.00	

	2	3	4	5	6	7	8	9	10	11
5. Fishermen cooperatives..	-	-	-	-	-	1.00	1.00	1.65	1.65	2.50
6. World Bank project	-	-	-	1.25	1.25	-	-	-	-	-
	20.00	18.60		12.05	3.30	15.00	15.00	18.40	18.40	18.00

FOREST

1. Training of scheduled caste in forestry	-	-	-	-	-	10.00	10.00	10.00	10.00	10.00
2. Economic plantations	-	-	-	-	-	22.00	22.00	51.70	51.70	15.00
3. Training of schedule caste Youths in Forestry operations.	-	-	-	-	-	3.00	3.00	5.00	5.00	10.00
4. Training of schedule caste Youths in carpentry and Basketary professions.	-	-	-	-	-	-	-	1.00	1.00	-
5. Bullock cart schemes	-	-	-	-	-	-	-	-	-	-
	-	-	-	-	-	35.00	35.00	67.70	67.70	35.00

	1	2	3	4	5	6	7	8	9	10	11
<u>COOPERATION</u>											
1. Interest subsidy on Agriculture short and medium term loan			90.00	28.00	40.00	2.68	35.00	35.00	26.80	26.80	10.00
2. Interest subsidy on Agriculture long term loan.			-	62.00	-	37.32	-	-	-	-	20.00
3. Subsidy to members for purchase of share of socs.			10.00	9.00	10.00	10.00	10.00	10.00	10.00	10.00	-
Total :			100.00	99.00	50.00	50.00	45.00	45.00	36.80	36.80	30.00

VILLAGE & SMALL SCALE INDUSTRIES

1. Handloom Development of Handloom Industries											
2. Assistance to primary Handloom weavers coop. Societies for strengthening share base, processing arrangement including common work sheds Dye Houses, common Facility centres and renevation of loom sheds etc.			31.39	26.85	19.16	10.26	25.62	25.62	29.31	26.61	16.42



1	2	3	4	5	6	7	8	9	10	11
2.	Baster Project	15.56	11.47	13.34	10.71	10.70	10.70	8.80	10.00	
3.	Loan to S.T.C. for development of handloom	-	-	-	-	-	-	-	-	1.20
4.	Assistance to handloom & Allied Textile cooperative Society for establishment of 200 semi automatic handlooms.	-	-	-	-	-	-	4.00	5.50	1.57
5.	Handloom marketing complex	-	-	-	-	-	-	-	-	7.50
6.	Conversion of Handloom into power looms	-	-	-	-	-	-	9.70	9.70	23.00
7.	Establishment of Handloom factory	-	-	-	-	-	-	-	-	0.80
	Total Handloom :	46.95	38.32	32.50	20.97	36.32	36.32	51.81	51.81	50.49

## II. Power Industry

1.	Development of Powerloom Harijan weavers	2.50	2.50	2.00	1.00	-	-	3.00	3.00	-
----	--	------	------	------	------	---	---	------	------	---

## III. Industrial Cooperatives

1.	Assistance to Industrial cooperatives for strengthening share base institutional finance production arrangements.	10.56	10.56	9.00	4.74	13.00	13.00	6.00	6.00	5.00
	Total :	10.56	10.56	9.00	4.74	13.00	13.00	6.00	6.00	5.00

	1	2	3	4	5	6	7	8	9	10	11
<b>IV. Sericulture Industry</b>											
1. Assistance to M.P. State Textile Corpn. for mulberry extension-cum-demonstration centres and establishment Pilot Project Centres.			8.75	8.75	7.50	11.00	35.68	35.68	12.20	12.20	15.00
Total Sericulture:			8.75	8.75	7.50	11.00	35.68	35.68	12.20	12.20	15.00
Total Handlooms.			68.76	60.13	51.00	37.71	85.00	85.00	73.01	73.01	70.49

INDUSTRIES

1. Village & Small Industries										15.34	
2. Medium and Large Industries.			39.24		25.00	20.00	10.00	10.00	15.34	24.70	20.00
3. Leather Development Corporation.										40.04	
			39.24		25.00	20.00	10.00	10.00	15.34	80.08	20.00
			108.00	60.13	76.00	57.71	95.00	95.00	88.35	153.09	90.49

1	2	3	4	5	6	7	8	9	10	11
---	---	---	---	---	---	---	---	---	----	----

PUBLIC HEALTH SERVICES

1. Incentives trained Dais @ Rs. 50 per month for doing professional works	9.81	-	10.00	2.15	16.74	3.00	4.50	4.50	Nil
2. Dail Training and refesher course.	10.19	-	10.00	0.10	5.26	0.50	5.50	5.50	Nil
3. Compounder Training	-	-	-	-	-	0.60	1.52	1.50	Nil
4. Dresser Training	-	-	-	-	-	0.60	1.58	1.58	Nil

Total :	20.00	-	20.00	2.25	22.00	4.70	13.10	13.10	Nil
---------	-------	---	-------	------	-------	------	-------	-------	-----

1	2	3	4	5	6	7	8	9	10	11
<u>LOCAL BODIES DEVELOPMENT</u>										
<u>(A) For remunerative Schemes</u>										
1.	Construction of shops markets.	-	-	8.00	Nil	2.80	2.80	2.00	2.00	-
<u>(B) For non remunerative scheme</u>										
1.	Constrn. of Road and Drains.	-	-	-	-	7.00	7.00	6.00	6.00	3.75
2.	Construction of Public Latrins and Uninals	-	-	-	-	3.00	3.00	2.20	2.20	0.75
3.	Construction of Parks	-	-	-	-	1.70	1.70	1.00	1.00	1.00
4.	Other Dev. works Loans to Municipal Committees	-	-	-	-	1.50	1.50	6.20	6.20	4.50
				8.00	-	16.00	16.00	17.40	17.40	10.00

1	2	3	4	5	6	7	8	9	10	11
<u>HARIJAN DEVELOPMENT.</u>										
1.	Self employment schemes	75.00	8.00	80.00	73.40	85.70	85.70	82.00	82.00	105.00
2.	Development of Harijan Basties	100.00	-	100.00	68.57	65.30	65.30	65.30	65.30	104.00
3.	Training cum production cen.	-	-	5.00	5.00	5.00	5.00	-	-	-
4.	Professionalisation of unclean occupational	25.00	43.37	25.00	12.00	25.00	25.00	15.00	15.00	25.00
5.	Development of Denotified Nomedic/Semi/Nomedic communities	20.00	19.83	20.00	20.00	20.00	20.00	20.00	20.00	32.61
6.	Grant in aid to special authorities of Denotified Nomedic communities	5.00	-	5.00	-	5.00	5.00	5.00	5.00	5.00
7.	Grant in aid to agricultural works and schemes under Antyavasahi Sakari Vikas Nigan.	65.00	65.00	65.00	65.00	65.00	65.00	51.90	51.90	50.00
		290.00	136.00	300.00	243.97	271.00	271.00	239.20	239.20	



ANNEXURE No. IV

TARGETS & ACHIEVEMENTS FROM THE SPECIAL CENTRAL ASSISTANCE

(Rs. in lakh)

1	2	3	4	5	6	7	8	9	10	11
	<u>SOCIAL WELFARE</u>									
1.	Setting up of sheltered workshop for physically handicapped	-	-	-	-	-	-	-	-	0.28
2.	Setting up of homes for mentally retarded children	-	-	-	-	-	-	-	-	0.27
3.	Grant to district Mahila Mandal	-	-	-	-	-	-	-	-	0.30
4.	Grant to voluntary organisation for child development	-	-	-	-	-	-	-	-	0.10
5.	Assistance to woman industries	-	-	-	-	-	-	-	-	0.30
6.	Setting up of homes for healthy children of Leprocy patients	-	-	-	-	-	-	-	-	0.45
7.	Continuation of IVC Programme	-	-	-	-	-	-	-	-	0.50
8.	Providing family atmosphere to orphan childrens	-	-	-	-	-	-	-	-	0.75
9.	Child Welfare Programme	-	-	-	-	-	-	-	-	0.20
10.	Supply of equipments to Balwadies run by Gram Sevika	-	-	-	-	-	-	-	-	0.10
11.	Creches	-	-	-	-	-	-	-	-	0.50
12.	Construction of building for social wlefare	-	-	-	-	-	-	-	-	0.50
	Total :	-	-	-	-	-	-	-	-	4.25
	Grand Total :	908.30	643.93	739.75	556.95	814.00	884.91	856.30	881.00	948.90





1	2	3	4	5	6	7	8	9	10
<u>7. (a) Minor Irrigation</u>									
	Agricultural command Area development schemes of Irrigation wells	Not fixed	1560	NA	NA	5000 Families	5000 Families	NA	-
<u>(b) Interest subsidy on construction of wells and installation of pumps.</u>									
		Not fixed	1000	-	-	-	-	-	8000 families.
<u>8. Soil Conservation:</u>									
	Intensive Land development in Harijan predominant areas.	-	-	NA	NA	1968	1968	NA	1020 Hect. 2000 Benefi-sharies
	Micro Minor Irrigation	-	-	-	-	-	-	-	N.A.
<u>IRRIGATION SCHEME:</u>									
1.	Minor Irrigation scheme.	Not fixed	N.A.	Not fixed	N.A.	Not fixed	N.A.	N.A.	N.A.
2.	Construction of tube well for Irrigation.								
<u>ANIMAL HUSBANDARY</u>									
<u>Cattle Development:</u>									
1-	Distribution of Diary Unit on 50% loan and subsidy basis	500 unit	-	700 Units	619 Units	433 Units	As per Col.No. 14	2.50 Units	533 Units

1	2	3	4	5	6	7	8	9	10
2.	Scheme for calf rearing subsidy	290 calves	-	490 calves	162 calves	-	-	110 calves	110 calves
	(iii) Estt/continuation of Harijan Heifers/cows breeding centres	-	-	-	-	1 Estt	As per Col. No. 14	1 contd.-	-
	(iv) continuation Gosamvarhan Kendra	-	-	-	-	-	-	-	1 cont.
<u>II. Poultry Development;</u>									
1.	Estt/Continuation of Mass poultry production programme	23000 units	-	23000 units	13661 Units	33000 units	-	30125 units	6900
<u>III. Goat Development:</u>									
1.	Distribution of Goat units on 50% loan and subsidy	400 units	-	666 units	579 units	1000 units	-	1000 units	666 units one conts.
<u>IV. Pig Development:</u>									
1.	Distribution of pig unit on exchange	570 Units	-	1000 units	994 units	380 units	-	858 units	443 units

1	2	3	4	5	6	7	8	9	10
<u>V. Fodder Development</u>									
1.	Subsidy for Fodder Demonstration Plots	-	-	2000 Plots	1900 Plots	5000 Plots	-	5000 Plots	3333
2.	Distribution of chaff cutters on subsidy	-	-	3000 chaff cutters	1567 chaff cutters	1250 chaff cutters	-	750 chaff cutters	-
<u>VD. Other live stock Development</u>									
1.	Aid to live stock/poultry development corporation	-	-	-	-	Aid to corpn-	Aid to corpn-	Aid to c corpn.	-

FISHERIES

1.	Fisheries Extention	Improve- ment in 120 GP Tanks stock ing 35 lakhs Fry in 700 ha. w water area.	Rs.16.60 was given to panch- & Gramin vikas vibhag when as taking up the works stocking 9.31 lakhs fry in 185 ha. water area.	50 GP - Tanks 35 lakhs Fry in 500 ha. water area.	28 lak. -hs fry in 560 ha. water area.	Improve- ment in 75 GP Tanks.	75 GP Tanks	Purchase of 4 vehi- cles, 20 ex- tentation workers providing in block with sch- eduled casts.	Impro- ve of G.P. Tanks.
----	---------------------	--	--	---	---	--	----------------	--	-----------------------------------

-----  
 2 ----- 3 ----- 4 ----- 5 ----- 6 ----- 7 ----- 8 ----- 9 ----- 10 -----  
 -----

Assistance to Pestcultrists.	1.50	-	-	-	-	-	-	20 lakhs fry in 400 ha. water area Demonst- ration of composite fish cul- ture in 10 H.P. tanks.	Assistance to 100 Fish far- mers of scs.
3. Eduction & Training	250 S/c Individual in fishing net making etc. 40 couples.	104 S/c indivi duals.	350 S/c indivi- duals.	318 S/c indiv- iduals	450 Sc indivi duals constn. of 5 training sheds 75 couples	450 S/c indivi duals constn of 5 shed 75 S/c cou- ples.	500 S/c individu als in fishing net mak ing etc.c constn.of 5 training sheds 100 S/c couples.	Training 100 S/c couples constn. of Four Training shed.	
4. Fish seed production	-	-	-	-	-	-	4 Fish seed forms to culture 20 dry bindhs and rearing ponds S/c area.	One hatc- hry of chain as designe.	
5. Fishermen cooperatives	-	-	-	-	Orgn.of Assistan ce to 4 coop.in taking tanks on leases stocking other inputs.	Orgn.of Assis. to 10 coop, in taking tanks on leases stocking Fish seed & other inputs.	Orgn.of & Assistance to 40 coop. in taking tank on leases st- ocking Fish seed and other inputs.	Orgn.of Assista- nce to 25 coop eratives of s.c.	

1	2	3	4	5	6	7	8	9	10
6.	World Bank Project	-	-	To settle 150 harijans as fish farms by making settled tank available to them on lease inspn. Training per assistance.	159 Harijans were settled by Fish Farmers by making tank.				
<u>FOREST</u>									
1.	Training of Scheduled Caste in forestry	-	-	-	-	-			
2.	Economic Plantations	-	-	-	-	-			
3.	Training of Schedule Caste youths in Forestry operations	-	-	-	-	-	2333 individuals	5900 individuals	2852 individuals
4.	Training of Schedules Caste Youths in carpentary and Basketary professions.	-	-	-	-	-	460 families	1180 families.	
<b>Total Forest</b>							2339 individuals	5900 individuals	2852 individuals
							460 families	1180 families.	

1	2	3	4	5	6	7	8	9	20
---	---	---	---	---	---	---	---	---	----

COOPERATION:

1.	Interest subsidy of Agril. short & medium term loan No. of member,	100000	66058	40000	12118	75000	75000	65000	33300
2.	Interest subsidy on Agriculture	-	12437	-	9237	-	-	-	5000
3.	Subsidy to member for purchase of share of socs.	18000	18000	20000	22220	20000	20000	20000	-

VILLAGE & SMALL SCALE

INDUSTRIES

I. Handloom Development of Handloom Industries

1.	Assistance to Primary Handloom weavers coops societies for strengthening share base processing arrangements including common work sheds, Dye Houses, common Facility centres and renevation of loom sheds etc.	(1) 4000 handloom of Harijan weavers to be activated (2) 4000 Harijan to be benefitted.	4000 handlooms of Harijan weavers activated 4000 Harijan families benefited.	6000 handlooms of Harijan weavers/ to be activated 6000 Harijan families to be benefitted.	5900 handlooms of Harijan weavers activated 5900 Harijan benefited.	7000 handlooms of Harijan weavers to be activated 7000 Harijan to be benefitted.	7000 handlooms of Harijan weaver to be activated 7000 Harijan families to be benefitted.	8000 handlooms of Harijan weavers to be activated 8000 Harijan families to be benefitted.	3277 of Harijan weavers to be activated Harijan families to be benefitted.
----	--	---	---	---	--	---	---	--	---

1	2	3	4	5	6	7	8	9	10
2. Bastar Project		-	-	-	-	-	-	-	N.A.
3. Loan to S.T.C. Dev. of handloom									N.A.
4. Assistance to handloom & Allied Textile cooperative Society for establishment of 2000 semi-automatic handlooms		-	-	-	-	-	-	-	N.A.
5. Conversion of handloom into power looms		-	-	-	-	-	-	-	N.A.
6. Establishment of Handloom Factory		-	-	-	-	-	-	-	N.A.

II. Power Loom Industry:

1. Development of Power loom Harijan weavers	30 families to be benefited.	20 families benefited.	60 families to be benefited.	25 families benefited.	80 families to be benefited.	40 families to be benefited.	70 families to be benefited.
--	------------------------------	------------------------	------------------------------	------------------------	------------------------------	------------------------------	------------------------------

III. Industrial cooperatives

1. Assistance to Industrials Cooperatives for strengthening/finance production arrangements. share base institutional	2630 families to be benefited. 9	2630 families benefited.	2790 families timely to be benefited. 8	2790 families benefited.	3033 families to be benefited. likely to be benefited.	3033 families to be benefited.	3278 families to be benefited.	1333 families to be benefited.
---	----------------------------------	--------------------------	---	--------------------------	--	--------------------------------	--------------------------------	--------------------------------

1	2	3	4	5	6	7	8	9	10	
<u>IV. Sericulture Industry;</u>										
1.	Assistance to M.P.State Textile Corpn, for mul-barry extension-cum-demonstration centres and establishment pilot Project Centres.	-	-	-	-	Production of 1380 Kgs. raw silk to be achieved 3244 additional families to be benefitted.	Production 1380 kgs. raw silk likely to be achieved 3244 additional families likely to be benefitted.	Production 4000 kgs of Raw silk to be achieved 4000 additional families to be Benefitted.	5307 families to be additional benefitted.	
<u>INDUSTRIES</u>										
1.	Village & Small Industries	-	-	-	-	-	-	-	-	
2.	Medium & Large Industries	-	-	-	-	-	-	-	-	
3.	Leather development corporation	-	-	-	-	-	-	-	13335 families likely to be benefitted.	





1	2	3	4	5	6	7	8	9	10
<u>LOCAL BODIES DEVELOPMENT</u>									
(A) For remunerative scheme	-	-	-	Target not fixed.	-	42 Nos.	42 Nos.	13 <sup>N</sup> Nos.	-
1. Construction of shops/Market/and Plots.									
(B) For non remunerative scheme									
1. Construction of Roads and drains	-	-	-	-	-	35 kgm	35 kgm	160 kgm	N.A
2. Construction of Public Latrins and Urinals	-	-	-	-	-	35 Nos.	35 Nos.	100 Nos.	N.A.
3. Construction of Parks.	-	-	-	-	-	5100 sqkm	5100 sqkm	7500 sqkm	N.A.
4. Other Dev. works for loan to municipal committees.	-	-	-	-	-	100 Nos.	100 Nos.	22 Nos.	N.A.







ANNEXURE V

(SCP-II)

Year-wise, Sector-wise and Scheme-wise Physical Targets and Achievements and Proposals  
for 1984-85

S.No.	Items	Unit	Sixth FYP 1980-85 Project ed tar gets.	1980-81 Achieve- ment	1981-82 Achiev ment	1982-83 Achiev. ment	1983-84 Antici pated.	1984-85 Proposed
1.	2	3	4	5	6	7	8	9
1.	Agriculture Production	-	7000	-	2200	2400	2000	6200
	Development & Estt. of seed farmers,	No. of famil ies	7000	-	2200	2400	-	..
2.	Gobar Gas Plant	..	396	-	20	2600	1400	2000
3.	Fertiliser distribution	No. of Bene.	3000	-	6000	9000	24000	30000
4.	Subsidy of PP Equipments	No.	6500	1225	2500	393	25	250
5.	Intensive cotton dev.	..	600	-	200	391	3 0	800/Hect benefit,
6.	Oil seed development Demonstration(Minikit)	..	8000	.	2500	255	5200	6000
7.	Surgarcane Dev. with Minikit	..	2500	-	500	-	550	600
8-	Entension & Farmers Traning Benefit,		2200	-	-	-	-	2200

S. No.	Items.	Unit.	Families lifted above poverty line				
			1980-81	1981-82	1982-83	1983-84 Anticipat ed.	1984-85 Proposed
1.	2.	3.	10	11	12	13	14
1.	Agriculture Production	Hect.	-	-	-	-	-
	Development & Estt. of seed farmers.	No. of families	-	-	-	-	-
2.	Gobar Gas plant	"	-	20	30	40	2000
3.	Fertiliser distribution	Tonnes	-	-	-	-	-
4.	Subsidy on PP Equipments	No.	1350	2500	2750	3160	25
5.	Intensive cotton dev.	Hect.	-	-	-	-	-
6.	Oil seed development Demonstration(minikit)	"	-	-	-	-	-
7.	Surgarcane Dev. with Minikit	"	"	"	"	"	"
8.	Extension of farmers training	Bene.	400	2156	2400	2760	-

Annexure-V (Contd.)

1.	2.	3.	4.	5.	6.	7.	8.	9.
9.	Crop demonstration Food crop & Commercial Crop.	No./ Hect.	9100	405	2156	554	13000	27000
10.	Special Programme for small & marginal farmers.	-	20000	-	-	-	-	20000
11.	Soyabean development with minikit	Hect.	10000	-	300	-	10000	12000
12.	Pulse development	Hect/ Benef.	500 500	935	150 150	1392 200	7000 300	10000
13.	Subsidy on fruit Plantation.	Hect. Bene.	10000 20000	1875	750 1550	2500 1820	-	-



S.No.	Items	Unit	Families lifted above poverty line				
			1980-81	1981-82	1982-83	1983-84	1984-85
1.	2	3	10	11	12	13	14
9.	Crop demonstration, Food crop & commercial	No/ Hect.	400	2156	2400	2760	-
10.	Special programme for small & marginal farmers		-	-	-	-	300
11.	Soyabean development with minikit	Hect.	-	-	-	-	4976
12.	Pulse development	Hect. Benef.	-	-	-	-	4000
13.	Subsidy on fruit Plantation	Hect. Benef.	1750	775	910	1050	3151
Total			3500	5451	6060	7010	14452

Annexure V (contd.)

1	2	3	4	5	6	7	8	9
<u>LAND REFORMS</u>								
1.	Free distribution of Bhu-Adhikar & Rin-Pustikas.	Families	200000	50000	50000	75000	50000	50000
2.	Bradma	Distt.	10 distt.	2 distt	3 distt	2 distt	2 distt	3 distt.
3.	Collection & Publication of Agril. Statistics of S/C in the State	45 distt.	-	-	-	New schemes 45 distt.	45 distt.	-
4.	Land development schemes	Families	15000 S.C. Families	300 S.C. families	800 S.C. fami.	1050 S.C. fam. to be benefited	3000 S.C. families to be benefited.	-
<u>MINOR IRRIGATION (Agriculture)</u>								
1.	Constt. of wells	No. of wells	15000	1000	550	2188	4000	5500
2.	Installation of oil pumps	beneficiaries	-do-	2250	300	200	1044	2500
3.	Installation of Elec.pumps	-do-	1660	140	470	1044	2000	3000
4.	Subsidy in Minor Irrig.	-do-	40000	6000	6670	N.A.	Nil	18000
5.	Micro Minor Irrg.	No. of tanks	70/2300	-	2/80/160	4/160/320	4/160/320	6/240/400
6.	Composite soil & water conservation works.	Hects/Hect/No. of benef.	2500/4000/8140/50000	9765/10000/	16280	19580	20000	11000/24800

Annexure -V (Contd.)

1	2	3	10	11	12	13	14
<u>LAND REFORMS</u>							
1.	Free distribution of bhudhikar & Rin-Pustikas	Families	Not applicable				
2.	Bradma	Distt.	Not applicable				
3.	Collection & Publication of Agril. Statistics of S/C in the State	45 distts.	Not applicable				
4.	Land Development Scheme	Families	300	800	1050	3000	-
<u>MINOR IRRIGATION (Agriculture)</u>							
1.	Constt. of wells	No. of wells/ beneficiaries	1440	1220	-	-	7482
2.	Installation of oil pumps	-do-	-	-	-	-	
3.	Installation of Elec. Pumps	-do-	-	-	-	-	
4.	Subsidy in minor irrigation	-do-	6000	2714	9540	Nil	4318
5.	Micro Minor Irrigation	No. of tanks/ Hects.	-	160	140	160	200
6.	Composite soil water conservation works.	Hect/ No. of benef.	4000	10040	9765	11230	9230

Annexure -V(Contd.)

1	2	3	4	5	6	7	8	9
<u>ANIMAL HUSBANDRY</u>								
<u>A-Cattle Development</u>								
1.	Dairy units on 50% loan and subsidy	Unit of 2 milch animals	10650 Units.	Nil	619	431	800	-
2.	Scheme for calf rearing on subsidy	Nos.	6072	Nil	162	-	300 calves	-
3.	Distribution of bulls on 100% subsidy basis	-	-	-	-	-	-	200 bulls.
<u>B. Poultry Development</u>								
4.	Distribution of poultry units.	Unit of 25 days old chicks	208300	109 Units	1399 units	17989 units	34000	4200
<u>GOAT DEVELOPMENT</u>								
5.	Goat unit on 50% loan & subsidy basis	Unit of 1 male & 10 females	3800	Nil	-	876	1000	1500 430 bucks
<u>C. Pig Development</u>								
6.	Distribution of bears on exchange basis	Units 1 Bear & feed for 24 months	3500 unit	Nil	994 unit	412	1215	-
<u>D. Fodder Development</u>								
7.	Subsidy for fodder demonstration plots.	1/4 Ac. each	11000	1118 plots	4803	3123	5000	2000
8.	Distribution of chaff cutters on subsidy basis	Nos.	7500	Nil	1567	1112	750	-
Total:			234512				43065	

1	2	3	10	11	12	13	14
<u>ANIMAL HUSBANDRY</u>							
<u>A. Cattle Development</u>							
1.	Dairy units on 50% loan and subsidy.	Unit of 2 milch animals	-	619	431	800	1438
2.	Scheme for calf rearing on subsidy	Nos.	-	162	-	300	150
3.	Distribution of bulls on 100% subsidy basis		-	-			200
<u>B. Poultry Development</u>							
4.	Distribution of Poultry units.	Unit of 25 days old chicks.	109	13994	17989	34000	8100
<u>GOAT DEVELOPMENT</u>							
5.	Goat unit on 50% loan and subsidy basis	Unit of 1 male & 10 females	-	579	876	1000	1500 430
<u>C. Pig Development</u>							
6.	Distribution of boars on exchange basis	Unit of 1 Bear & 1/2 feed for 24 months	-	994	412	1215	1000
<u>D. Fodder Development</u>							
7.	Subsidy for fodder demonstration plots	1/4 Ac. each	-	-	-	-	2000
8.	Distribution of chaff cutters on subsidy basis	Nos	-	-	-	-	750
			109	16340	-	37315	

12238 families to raised up above poverty line.

1	2	3	4	5	6	7	8	9
<u>DAIRY DEVELOPMENT</u>								
1.	Establishment of Chilling Centre	No.	3000	-	-	1000	500	2000
2.	Distribution of Milch animals and cattle feed.	No-	-	-	-	-	160	157
Total Dairy :		-	3000	-	-	1000	660	-

FISHERIES

1.	Water area under Fish culture (commulative)	Hect.	2000	330	560	750	1200	2000
2.	Fish Production(level)	Tonnes	600	-	127	280	375	600
3.	Distribution of fish to beneficiaries.	"	-	-	22	56	75	
4.	<u>TRAINING:</u>							
1.	Individuals	No.	1500	154	318	450	500	
2.	Couples	"	300	19	37	75	100	
5.	To make tanks available on lease to individuals Cooperatives and Settle them as fishermen.		1200	11	159	310	400	

1	2	3	10	11	12	13	14
<u>DAIRY DEVELOPMENT</u>							
1.	Establishment of Chhilling No. Centre				1000	1000	736
2.	Distribution of Milch animals and cattle feed	No.				75	157
Total Dairy :					1000	1075	893

FISHERIES

1.	Water area under Fish culture (Cummulative)	Hect.	184	514	835	1200	1200
2.	Fish Production(level)	Tonnes					
3.	Distribution of fish to beneficiaries.	"	Fisheries development being subsidiary occupation, the main objective of fisheries programme under Special Component Plan is to utilise the available water resources for the benefits of the scheduled castes families. With the twin their nutritional standard as well as economic status. Thus it is difficult to assess whether the families have actually been lifted above the poverty line. However the No. of families benefited as a result of fisheries development programme, is as above.				
4.	<u>TRAINING</u>						
1.	Individuals.	No.					
2.	Couples.	"					
5.	To make tanks available on lease to individuals cooperatives and Settle them as fishermen.						

1	2	3	4	5	6	7	8	9
---	---	---	---	---	---	---	---	---

FOREST

1.	Training of Scheduled castes in forestry.	} No. of beneficiaries/individual families	150000	4933 individuals	9408 individuals	2333	6900 individuals	7500 individuals
2.	USAID SOCIAL Forestry Project.		families	986 families	481 families	469 families	1180 families	
3.	Rural Fuel wood Plantations.							
4.	Economic plantation				2800 hect.		2800 hect.	4025 hect.
5.	Training of SC Youth in forestry operations.							
6.	Training of SC Youths in carpentry, Basketry professions.							
7.	Plantation of tanning materials.							
8.	Mixed plantation.							

RURAL & COMMUNITY DEVELOPMENT

1.	I.R.D.P.	Lakhs families	4.13	0.36	0.50	0.72	0.82	0.741
2.	S.L.P.P.	-do-	-	-	-	0.02	0.03	0.037
Total:			4.13	0.36	0.50	0.74	0.85	0.778



1	2	3	10	11	12	13	14
---	---	---	----	----	----	----	----

FOREST

1.	Training of Scheduled castes in forestry.	) No. of beneficiaries/individual families					5964
2.	USAID Social Forestry Project.						
3.	Rural Fuel Wood Plantations.						
4.	Economic plantation						
5.	Training of SC Youth in forestry operations.						
6.	Training of SC Youth in carpentry, Basketry professions.						
7.	Plantation of tanning materials.						
8.	Mixed plantation.						

RURAL AND COMMUNITY DEVELOPMENT

1.	I.R.D.P.	Lakhs families	0.36	0.50	0.72	0.82	0.741
2.	S.L.P.P.	do			0.02	0.03	0.037
Total :			0.36	0.50	0.74	0.85	0.778

1	2	3	4	5	6	7	8	9	10	11	12	13	14
<u>COOPERATION</u>													
1.	Membership of Scheduled Castes	No.in lakh	11.00	7.50	9.00	10.00	11.00	10.00	7.50	9.00	10.00	0.75 lakh	1.00 lakh
2.	Coverage of Agril families	Perc- entage	100%	80%	88%	90%	100%	65%	-	-	-	members	
3.	Distribution of short term loan	Rs.in crores	40.00	9.82	12.00	12.00	15.00	20.00	1.90	4.00	5.50	0.10 lakh	0.10 lakh
4.	Distribution of medium term loan.	"	8.00	1.61	4.00	7.00	10.00	12.00					
5.	Distribution of long term loan.	"	20.00	2.86	5.00	7.00	15.91	20.91	0.044	0.10	0.20	0.30 lakh	0.30 lakh
<u>IRRIGATION</u>													
1.	Minor Irrigation schemes	No.of families	16000	4480	4160	2720	2400	2480	4480	4160	2720	2400	24800
2.	Medium irrigation schemes	"	5920	720	480	1200	1600	720	480	1200	1600		
Total:			21920	5200	4640	3920	4000	24800	4640	3920	4800		

NOTE: No. of families to be benefitted has been worked out on the basis of 1.25 hectares per family.

Annual increase of income has been taken Rs. 1200/- per hectare for 5 members families.

POWER

1.	Villages	No.	1100	222	244	221	224	NA	Not applicable	N.A.
2.	Pumps	"	18500	3340	3311	4749	3350			
3.	Harijan Bastis	"	7000	784	1647	1431	1484			

1	2	3	4	5	6	7	8	9	10	11	12	13	14
---	---	---	---	---	---	---	---	---	----	----	----	----	----

INDUSTRIES

HAND LOOM SECTOR

1. Hand loom	No. of families	17000	4000	5900	7000	8000	10000	4000	5900	7000	8000	4489
2. Power Loom		100	20	25	40	70	46	20	25	40	70	8
3. Industrial Cooperatives.	"	3520	2530	2790	3033	3278	3520	2530	2790	3033	3278	
4. Khadi & Village Industries Board	"	1117	186	207	300	3200	3500	186	207	300	3200	40
5. Sericulture	"	4600	1900	1600	3154	4000	4325	1900	1600	3244	4000	1280
6. Small & Village Industries	"	-	-	-	-	-	1000	-	-	-	-	

ROADS AND BRIDGES

Construction of conn-ected roads.	No. of Roads	45	The scheme is for construction of pucca road to one Harijan Pre-dominant village in each district of Madhya Pradesh.									
One Harijan Village in each district.	No. of villages	45	The same is being covered under normal plan allocation of roads-bridges. It is not especially oriented only to the Harijan fam-ilies.									

SCHOOL EDUCATION:

1. Class I to V Enrolment	Age group -11-14 (in 1000)	774	633	636	650	708	NA
2. Class VI-VIII Enrl.	Age 11-14 (in 1000)	182	144	147	182	167	NA



1	2	3	4	5	6	7	8	9	10	11	12	13	14
1.	Pre-Primary Instt.	Nos of Instt.	-	5.8	508	604	604	625					
		Enrolment	-	0.41	0.43	0.43	0.44	0.46					
2.	Primary Schools			57665	59487	61106	61206	61706					
				43.16	45.90	52.47	55.47	59.00	Lakhs.				
3.	Middle Schools			10776	10946	11448	11498.50	11748					
				15.85	16.28	17.06	19.08	21.08	Lakhs.				
4.	Higher Sec. Schools			2310	2369	2450	2470	2580					
				8.42	9.21	9.54	10.00	10.25					
5.	I.T.Is.			-	-	-	-	-					
6.	Polytechnics			-	-	-	-	-					
7.	Engineering Colleges			-	-	-	-	-					
8.	Medical Colleges			-	-	-	-	-					
9.	Degree/Post Degree Colleges			-	-	-	-	-					

COLLEGIATE EDUCATION

Books/Stationary free of cost to S.C. students in Govt. colleges of M.P.	Students	4000	6000	9193	10000	11000	Not family based programme as chalked out in collegiate education hence scheme prepared on student basis.
	Colleges	4	110	131	212	212	

1	2	3	4	5	6	7	8	9	10	11	12	13	14
<u>SOCIAL EDUCATION</u>													
1.	Social Education Centres in Harijan pockets.	No. of Project	279	61	-	-	-	-	-	-	-	-	-
		No. of centres	8370	-	76	1165	1175	1200	Not applicable				
		No. of persons to be made literate.	251100	2000	2260	35000	35000	34884					
2.	National Education Programme for Harijan.	No. of Centres	-	-	-	1100	1500	1335					
		No. of persons to be made literate.	-	-	-	33000	45000	40039					
3.	Grant to non official agencies in Harijan pockets.	No. of centres	3175										
		No. of persons to be literate	95200										
4.	Community centres in Harijan pockets, & reading Room Lib. etc.	No. of centres	60										
		No. of beneficiaries	6000										
5.	Rural Functional Programme Follow up programme.	-	-	-	-	-	-	-	300 centres				
									9000 Beneficiaries				
Total:			3,46,300	2000	2280	68000	80000	99000	-	-	-	-	-

1	2	3	4	5	6	7	8	9	10	11	12	13	14
<u>YOUTH WELFARE</u>													
1.	Stipend to outstanding sportsmen/Women	No of beneficiaries	100	20	20	20	20	10					
2.	Grant in aid institutions	No. of club institution	590	20	23	48	113	80					
3.	Vayayamshalas etc. Improvement of play grounds	No. of play grounds	80	-	-	-	16	34					
4.	Honorarium to akhadas		25	-	-	-	25	25					
<u>TECHNICAL EDUCATION.</u>													
		No. of students	431	1693	1800		1850	1850					
1.	Provision for supply of stationary, drawing material, calculators to SC students	To improve standard of SC students to bring them at par with other students.											
2.	Teachers guardians schemes special coaching	No of institutions.					10 Engg. Colleges 1700 SC students	11 Engg. colleges 877 SC students	11 Engineering College 1850 students. 11 Engineering Colleges 27 Polytechnics to provide 1850 SC Students. text books				
3.	Book Bank						10 Engg. colleges & 22 Poly-technic 1786 SC students.	to 1850 SC students 11 Engg. Coll. 26 Polytechnic					

1.	2.	3.	4.	5.	6.	7.	8.	9.	10.	11.	12.	13.	14.
<u>PUBLIC HEALTH SERVICES</u>													
1.	Estt. of Mini PHCs.	Nos.	30	-	-	-	-	-	1				
2.	Estt. of Sub Health Centres.	"	200	-	-	15	100	-	Not applicable.				
3.	Construction of Sub Health Centres.	"	-	-	-	30	30	-					
4.	Estt. of Ayurvedic & Unani Dispensaries.	"	-	-	-	-	15						
5.	Medical Facilities at Gram Panchayat.	"	-	1000	1000	1000	-						
6.	Dresser & Compounder Training.	*	-	-	-	-	300 500						
<u>WATER SUPPLY</u>													
	Drinking water supply schemes in Harijan problem villages.	No. of villa -ges.	1725	893	196	384	252	305					
<u>HOUSING:</u>													
<u>A. Housing Schemes (Housing Board)</u>													
	Housing Schemes for E.W.S. and L.I.G.	No. of houses.	323	26	81	133	LIG 71 EWS 194	84	233	Not applicable.			
NOTE: Physical targets for Sixth Plan 1980-85 for EWS houses is 3233. As per Housing Board policy, for allotment, 10% houses are kept reserved for SCs.													
<u>B. RURAL HOUSING</u>													
1.	House sites.	No. of Families.	52000	H-19631 A-18696	3313 5888	6160	17000	26637					
2.	Construction of Assistance Houses.	No. of houses.	52000	H-2826 A-1337	5798 5199	14160	4930	N.A.					
	Urban Development Improvement of Slum	No. of Families.						49950	Not applicable.				



1	2	3	4	5	6	7	8	9	10	11	12	13	14
<u>LOCAL BODIES DEVELOPMENT:</u>													
<u>A- for Remunerative Schemes</u>													
1.	Construction of Shops & Markets.	Nos. 45		-	-	40	13	150	-	-	40	13	150
2.	Other remunerative Schemes												
<u>B. for non remunerative schemes</u>													
1.	Const. of Road & drains	Kms. 85		60	42	20	24	-	-	-	-	-	-
2.	Const. of public latrines and urinals.	Nos. 390		45	20	25	30	-	-	-	-	-	-
3.	Const. of parks and other beautification schemes.	Sq.M. 15100		-		3600	4300-		-	-	-	-	-
4.	Other Dev. schemes	Rs. 280		-	27	60	78		-	-	-	-	-
<u>Information &amp; Publicity</u>													
	Video publicity unit	Nos. Estimated- for 4 Video publicity units		-	1 unit estt. at Hqrs.	To be established two special publicity units Raipur & Indore.	-	One Special publicity unit at Jabalpur					
<u>LABOUR WELFARE</u>													
	Rehabilitation of Bonded labourers.			-	-	-	-	300					

1	2	3	4	5	6	7	8	9	10	11	12	13	14
<b>I.- WELFARE OF SCHEDULED CASTES:</b>													
1.	Pre-Matric Scholarship.	No. of students.	171000	111000	122099	134000	150000	155000	Not applicable				
2.	Re-imburement of tuition fee & Board examination fee.	"	20000	12000	14000	16000	18000	20000					
3.	Pre- and Post Matric Hostels	No. of hostels	270 pre Mat.	50 pre Mat.	49 pre Mat.	-	25 pre Mat.	27 pre Mat.					
				2 Post Mat	1 Post Mat		5 Post Mat	6 Post Mat					
4.	Ashram Schools	No. of Ashram	10	-	-	-	4 Ashram	4 Ashram					
5.	Metric Scholarship	Nos. of Students	580	-	1	363	363	363					
6.	Craft training in hostels.	No. of hostels	150	-	40	40	60	300					
7.	Free supply of text books.	No. of students	500000	40000	437000	450000	500000	460000					
8.	Student welfare fund	No. of students	23000	15000	19166	6500	7600	7500					
9.	Sainik School Trg.	No. of students	100	26	26	26	50	50					
10.	Professional Trg.	"	1625	325	325	325	325	325					
11.	Own your own workshop	No. of benef.	16640	3140	3000	3000	3000	260					
12.	Agril. Dev. Programme	"	10000	2000	3000	3500	4000	3000	2000	3000	3500	4000	3000
13.	TCPC/Ydayami Vikas Kendra	No. of centre.	centres establishment subsidy to the Udhyani Vikas Sansthan										

1	2	3	4	5	6	7	8	9	10	11	12	13	14
14.	Drinking water wells	No. of wells.	100	-	14	20	25	60	NotApplicable.				
15.	Legal aid	No. of beneficiaries	200	-	23	40	115	150					
16.	Incentive to Dais	"	1500	1200	1480	1500	4000	4500					
17.	Housing Schemes	No. of houses	1500	-	353	300	500	400					
18.	Development of Harijan Basties.	No. of Basties works.	80	-	46	50	50	50					
<u>WELFARE OF DENOTIFIED TRIBES:</u>													
19.	Pre-matric scholarship	No. of student	600	400	485	500	800						
20.	Merit scholarship	"	50	-	-	50	50						
21.	Ashram Schools	No. of Ashrams	1	-	-	-	-	-					
22.	Pre-examination centre	No. of centres.	3	2	2	2	3	3/250 seats.					
23.	Girls Hostels	No. of Hostels.	92	92	92	92	92	92					
24.	Scholarship to children of persons engaged in un-clean occupations	No. of students	50	50	50	50	50	75					
25.	Machinery for imple. of Civil Rights.	No. of Movable Courts	1Cell 7M. court	1Cell	1Cell	1Cell	1Cell	1Cell 4Courts 7Mobile	1Cell 4 Court Cours.				
26.	Harijan Dev. Corpn.	No. of societies	45	19	15	34	45	50					
			Distt. Branches Branches.										

1	2	3	4	5	6	7	8	9	10	11	12	13	14
<u>SOCIAL WELFARE</u>													
1.	Grants to Harijan Mah. Mandala for women Welfare Prog.	No. of Mahila Mandala	400	3	4	50	50	20	Not applicable.				
		No. of beneficiaries	1200	250	120	150	150	600					
2.	Setting up sewing & Tailoring Centres for Vocational Training in Harijan pockets	No. of Centres	10	-	1	3	-	-					
		No. of benef.	300	-	30	90	-	-					
3.	Construction of building complex for Social Welfare Institution in Harijan Pockets.	No. of couple	1	-	-	-	-	-					
4.	Assistance to Harijan Women in distress (Control scheme)	No. of benef.	200	-	1	50	70	20					
5.	Setting up of Homes for destitute women in Harijan Pockets	No. of homes	1	-	1	1	-	-					
		No. of benef.	50	-	2	50	-	-					
6.	Setting up to Rescue homes(Under SI Tact) in Harijan pockets	-do-	1	-	-	1	-	-					
			50	-	50	50	-	-					
7.	Grants to Vol. Orgn. for children welfare programme in Harijan pockets.	No. of Orgn.	100	19	-	-	20	-					
		No. of benef.	3000	600	-	-	600	-					

1	2	3	4	5	6	7	8	9	10	11	12	13	14
8.	Assistance for Special Project of Welfare of Harijan Children(IYC)	No. of Vol. Orgn.	20	-	-	1	1	1	Not applicable				
		No. of Benef.	2000	-	-	120	100	100					
9.	Creaches for the care of children of working Women in Harijan pockets	No. of centres	30	-	-	10	10	4					
		No. of benef.	300	-	-	100	100	40					
10.	Grants to Panchayat Balwadies in Harijan pockets.	No. of Balwadies	450	16	20	50	50	15					
		No. of benef.	45000	480	600	1500	1500	450					
11.	Supply of equipments to Balwadies by Gram Sevikas in Harijan pockets.	No. of Balwadis	100	13	10	-	30	10					
		No. of benef.	3000	390	300	-	900	300					
12.	Aid to effort distt. level for child well-fare programme.	No. of Distt. to be covered	5	-	-	1	1	1					
		No. of benef.	5000	-	-	100	100	20					
13.	Incentives awards to Mahila Mandals	No. of M.Mandals	-	-	-	-	20	NA					
14.	Training of Associate Women worker	No. of workers	-	-	-	-	600	NA					
15.	Assistance to Harijan Children in need of care & Protection.	No. of Vol	50	-	-	15	1	1	Not applicable				
		No. of benef.	1250	-	-	750	100	22					

1	2	3	4	5	6	7	8	9	10	11	12	13	14
16.	Setting up of Homes for health children of leprocy.	No. of homes	1	-	1	-	1	1	Not applicable.				
		No. of benef.	50	-	5	-	50	40	-do-				
17.	SCC village project (Cottages for orphan children)	No. of project	1	-	-	-	-	-					
		No. of cottage	20	-	-	-	-	70					
		No. of benef.	80	-	-	-	-	70					
18.	Scholarship to physically handicapped students.	No. of students	2000	26	200	-	-	-					
19.	Assistance to Harijan for artifical limbs	No. of benef.	50	8	-	300	-	-					
20.	Assistance to Harijan handcapped persons during I.Y.D.P.	No. of benef.	200	-	-	500	-	-					
21.	Setting up of sheltered workshops for physically handicapped in Harijan pockets.	No. of W. shop.	1	-	-	1	1	1					
		No. of benef.	50	-	-	50	50	33					
22.	Setting up of Home for mentally retarded children in harijan pockets.	No. of Home	-	-	-	2	1	1					
		No. of benef.	-	-	-	200	50	50					
23.	Assistance to local bodies for shelter home for poor and destitute in harijan pockets.	No. of home	15	-	1	1	-	-					
		No. of benef.	1500	-	5	100	-	-					

1	2	3	4	5	6	7	8	9	10	11	12	13	14
24.	Setting up of observation Home in children Aot in Harijan pockets.	No. of Home No. of	1 250	- -	1 10	1 100	- 100	1 -	Not applicable				
25.	Assistance to Ex-prisoners for rehabilitation	No. of benef.	20	8	4	-	20	4					
26.	Setting up of Mahila Arthik Vikas Nigam for raising family income of women	No. of Nigam No. of benef.	1 2000	- -	- -	- -	- -	- -					
27.	Hostel facilities existing school for blind and deaf.	No. of school No. of benef.	- -	- -	- -	Letd. 50	- -	- -					
28.	State Institute for the welfare of handicapped	No. of Instt. No. of benef.	- -	- -	- -	Letd. 50	- -	- -					
29.	Setting up of short stay home (Rewa/Jabalpur)	No. of Home No. of benef.	- -	- -	- -	1 50	- -	- -					
30.	Grants to Vol. orgns. for working women hostel.	No. of hostel.	-	-	-	3	-	3					

	2	3	4	5	6	7	8	9	10	11	12	13	14
1. Grants to Vol. Orgns. for discouragement of Dowery Bride price community marriages.		No. of Vol Orgns.	-	-	-	50	20	5	Not applicable.				
<b>Total: Social Well : of beneficiaries.</b>			35850	1772	1296	3390	4640						

NUTRITION (SOCIAL WELFARE )

Special Nutrition Prog. in Harijan pockets in urban areas.	No. of benef.	267000	18000	22000	41000	50000	54000	6000	Children	Women.
--	---------------	--------	-------	-------	-------	-------	-------	------	----------	--------



ANNEXURE NO. VI

FAMILIES HELPED IN CROSSING THE POVERTY LINE

S.No.	Occupational Categories	Total No. of SC families in Cate- gories	Scheme/Package of scheme	Coverage of SC families		
				1980-81	1981-82	1982-83
1	2	3	4	5	6	7
1.	Agriculture labour	2,30,630 (1981 Census)	I.R.D. Programme	19,600	30,000	45,000
TOTAL-I				19,600	30,000	45,000
2.	Cultivators	2,86,988 (1981 Census)	1. Allotment of house sites	19,631	3,313	6,160
			2. Financial assistance for construction of houses			
			3. Distribution of Dairy units	-	665	357
			4. Distribution of Poultry units	85	11,900	27,720
			5. Distribution of Pig units on exchange basis	-	862	354
			6. Distribution of Goat units	-	500	840
			7. Subsidy for fodder development	-	1,615	4,200
			8. Subsidy for chaff cutters	-	1,200	1,050

S. No.	Occupational categories	Total No. of SC families in category	Scheme/package of scheme	Coverage of SC families			Income generation		
				1983-84 Anticipated	1984-85 Proposed	Total	Exist-ing	Incre-mental	Result-ant
1	2	3	4	8	9	10	11	12	13
1.	Agriculture Labour	2,30,630 (1981 census)	I.R.D. Programme	56,500	85,700	2,36,800	18,000	1,000	3,200
			Total (I)	56,500	85,700	2,36,800			
2.	Cultivators	2,86,988 (1981 Census)	1. Allotment of house sites	14,800	17,537	61,441			
			2. Financial assistance for const. of houses						
			3. Distribution of Dairy units	924	2,647	4,593			
			4. Distribution of poultry units	22,691	28,692	91,088			
			5. Distribution of pig units on exchange basis	1,020	2,000	4,236			
			6. Distribution of goat units	840	3,000	5,180			
			7. Subsidy for fodder development	4,200	2,000	12,015			
			8. Subsidy for chaff cutters	630	750	3,630			

1	2	3	4	1980-81	1981-82	1982-83
2. Cultivators	2,86,988 (1981 Census)		9. Agril. Dev. Programme (Harijan Dev. Sector)	2,000	3,000	3,500
			10. Minor Irrigation Works	4,480	4,160	2,720
			11. Medium Irrigation Works	720	480	1,200
			12. Gobar Gas Plant	-	20	700
			13. Subsidy on Plant Protection equipments	1,225	2,500	2,750
			14. Pulses Development Prog.	-	150	200
			15. Minor Irrigation Works			
			(a) Construction of Wells	1,000	550	5,000
			(b) Installation of oil pumps	300	200	1,500
			(c) Installation of Elec. pumps	140	470	340
			16. Special livestock production programme	-	-	-
			17. Special programme for small and marginal farmers below 10 acres land holding	-	-	-
			<b>TOTAL (II)</b>	<b>29,581</b>	<b>31,585</b>	<b>58,591</b>

::210::

1	2	3	4	8	9	10	11	12	13
2. Cultivators	2,86,988 (1981 Census)		9. Agril. Dev. Programme (Harijan Dev. Sector)	4,000	5,552	18,052			
			10. Minor Irrg. Works	33,355	4,318	49,033	2100	2100	4200
			11. Medium Irrg. Works	-	-	2,400			
			12. Gobar Gas Plants	1,000	2,000	3,720			
			13. Subsidy on Plant protection programme	2,800	357	9,632			
			14. Pulses Dev. Programme	300	1,000	1,650			
			15. <u>Minor Irrigation Works:</u>						
			(a) Constt. of wells	6,000			2100	2100	4200
			(b) Instalation of oil pumps	1,800	13,000	33,650			
			(c) Instalation of Elec. pumps	3,350					
			16. Special Livestock production programme	-	4,300	4,300			
			17. Special programme for small & marginal farmers below 10 acres land holdi	-	4,976	4,976			
TOTAL-(II)				97,710	92,129	3,09,596			

.....

::211::

1	2	3	4	1980-81 5	1981-82 6	1982-83 7
3.	<u>Leather Workers</u> (Flayers, Tanners and cobblers & artisans)	4,47,000 (Estimated)	1. Self employment scheme (Leather Dev. Corporation)	-	-	-
			2. MPRASVN & L.D.C.	-	-	2,000
			3. Hastashilp Vikas Nigam	-	-	-
		TOTAL (III)		-	-	2,000
4.	Weavers	1,88,870 (Estimated)	1. Handloom	4,000	5,800	7,000
			2. Powerloom	20	25	40
			3. Khadi & V.I. Board	-	-	-
			4. Industrial cooperatives	2,630	2,790	3,033
			5. Sericulture	1,900	1,600	3,244
		TOTAL (IV)		8,550	10,215	13,317
5.	Fishermen	N.A.	Fishermen (having adopted fishery as profession recently)	184	514	835
		TOTAL (V)		184	514	835

.....

1	2	3	4	8	9	10	11	12	13
3.	<u>Leather Workers</u> (Flayers, Tanners, Cobblers and Artisans)	4,47,000 (Estimated)	1. Self employment scheme (Leather Dev. Corpn) 2. MPRASVN & L.D.C. 3. Hastashilp Vikas Nigam	2,250	10,000 5,047 1,000	20,297	2400	2100	4500
	TOTAL (III)			2,250	16,047	20,297			
4.	Weavers	1,88,870 (Estimated)	1. Handloom 2. Powerloom 3. K & V.I.B. 4. Industrial cooperatives 5. Seri-culture	8,000 50 - 3,278 4,000	14,052 46 40 3,520 1,480	38,852 181 40 15,251 12,224	2400	2100	4500
	TOTAL (IV)			15,328	19,138	66,548			
5.	Fishermen	N.A.	Fishermen (having adopted fishery as profession recently)	1,200	1,299	4,032	1500	2100	3600
	TOTAL (V)			1,200	1,299	4,032			

.....

S.No.	Occupational Category	Total No. of SC families in categories	Scheme/package of scheme	Coverage of SC families		
				1980-81	1981-82	1982-83
1	2	3	4	5	6	7
6.	Sweepers & Scavengers	1,93,445 (Estimated)	Construction of shops (Local Bodies Dev.)	-	8	52
		TOTAL (VI)		-	8	52
7.	Bonded labourers	N.A.		-	-	-
8.	General (Common to all categories)	-	1. Compounders' training	-	-	60
			2. Dressers' training	-	-	60
			3. Training for tailoring and sewing	-	-	-
			4. Professional training	325	325	325
			5. Own your own workshop	3,140	3,000	3,000
			6. Housing schemes: (Harijan Dev. Sector)	-	353	300
			7. Self employment scheme (Harijan Dev. Sector)	-	-	9,000
			8. Housing scheme for EWS	46	81	133
			9. Stipend to outstanding sportsmen/women	-	-	-
			10. U.S.A.I.D. Special Forestry Project	2,500	1,210	975
			11. Rural fuel wood plantation etc.	-	-	-
		TOTAL (VII)		6,011	4,969	13,853

1	2	3	4	8	9	10	11	12	13
6. Sweepers & Scavengers	1,93,445 (Estimated)	Construction of shops (Local Bodies Dev.)	37	1,100	1,197		2400	2100	4500
TOTAL (VI)			37	1,100	1,197				
7. Bonded Labourers	N.A.		NA	NA	NA		NA		
8. General (Common to all categories)							2100	2100	4200
1. Compounders' training			100	500	660				
2. Dressers' training			200	300	560				
3. Training for tailoring and sewing			-	200	200				
4. Professional training			325	325	1,625				
5. Own your own workshop			3,000	1,160	13,300				
6. Housing schemes (Harijan Dev. Sector)			500	500	1,653				
7. Self employment training (Harijan Dev. Sector)			5000	7,500	21,500				
8. Housing schemes for EWS			500	317	1,077		2100	2100	4200
9. Stipend to outstanding sportsmen/women			-	20	20				
10. U.S.A.I.D. Special Forestry Project			6,000	5,964	16,649				
11. Rural fuel wood plantation etc.									
TOTAL (VII)			15,625	16,786	57,244				



1	2	3	4	Coverage of SC families		
				1980-81 5	1981-82 6	1982-83 7
9.	Bamboo and Wood Workers	58,308 (Estimated)	1.Economic Plantation training of Scheduled caste youth in forestry & basketary profession	986	481	460
		TOTAL (VIII)		986	481	460
10.	Village Dais		1.Incentive to Dais @ Rs.50/-PM granted as honorarium for doing profession works	-	529	1,500
			2.Incentive to Dais (Harijan Dev.Sector)	1,200	1,480	1,500
		TOTAL (IX)		1,200	2,009	3,000
11.	Denotified/Nomadic/ semi-nomadic communities		Development of Denotified/ nomadic/semi-nomadic communities (Harijan Dev.Sector)	69	400	700
		TOTAL (X.)		69	400	700
		GRAND- TOTAL		66,181	80,181	1,37,808

::216::

1	2	3	4	8	9	10	11	12	13
9. Bamboo and Wood Workers	58,308 (Estimated)	1.Economic plantation training of sch. caste youths in forestry and basketary profession	2,360	4,075	8,362	2400	2100	4500	
	TOTAL(VIII)		2,360	4,075	8,362				
10.Village Dais		1.Incentive to Dais @ Rs.50/-PM granted as honorarium for doing profession works	2,790	2,760	7,579	1800	2100	3900	
		2.Incentive to Dais (Harijan Dev.Sector)	1,500	500	6,180				
	TOTAL (IX)		4,290	3,260	13,759				
11.Denotified/Nomadic/Semi-nomadic communities		Development of denotified/nomadic/semi-nomadic communities (Harijan Dev.Sector)	700	1,500	3,369	N.A	N.A	N.A	
	TOTAL (X)		700	1,500	3,369				
	GRAND TOTAL-		1,96,000	2,41,034	7,21,204				

## SPECIAL COMPONENT PLAN 1984-85

## BUDGET PROVISION UNDER DEMAND 64

Rs. in lakhs

S. No.	Development Sectors	Total State Plan out lay 1984-85	Flow to special component Plan out of State Plan	Spl. Central Assistance	Total (4 + 5)
1	2	3	4	5	6
<b>I. <u>Agriculture &amp; Allied Sector</u></b>					
1.	Agriculture Production	2450.00	530.27	78.81	663.08
	Horticulture		54.00	-	-
2.	Land Reforms	370.00	7.74	-	7.74
3.	<u>Minor Irrigation</u>				
a.	Minor Irrg. (Agril. Deptt)	960.00	219.89	80.00	299.89
b.	Minor Irrg. (Irrg. Deptt)	4552.00	23.80	50.00	73.80
c.	Micro Minor Irrg. (Agri. Deptt)	138.00	13.80	-	13.80
4.	<u>Soil &amp; Water Conservation</u>				
a.	Agril. Deptt.	1072.26	156.31	19.04	175.35
b.	Forest Deptt.	32.74	-	-	-
5.	Area Development	2700.00	69.25	-	69.25
6.	Animal Husbandry	680.00	106.86	55.00	161.86
7.	Dairy Development	115.00	7.41	-	7.41
8.	Fisheries	200.00	28.98	18.00	46.98
9.	Forest	1600.00	180.50	35.00	215.50
10.	<u>Rural &amp; Community Development.</u>				
a.	Rural Development	270.04	9.96	-	9.96
b.	N.R.E.P. (State Share)	1860.00	304.30	-	304.30
c.	D.P.A.P.	380.00	-	-	-
d.	I.R.D.	2006.00	544.83	-	544.83
11.	Panchayat	25.55	-	-	-
	Total - I	19291.59	2257.90	335.85	2593.75
<b>II. <u>Cooperation</u></b>					
	Total - II	1210.00	164.11	30.00	194.11
<b>III. <u>Irrigation &amp; Power</u></b>					
1.	Irrigation	21200.00	-	-	-
a.	Major irrigation schemes				
b.	Medium Irrg. Schemes				
2.	Flood control	103.00	-	-	-
3.	Power	40150.00	1185.87	-	1185.87

1	2	3	4	5	6
<u>IV. Industries &amp; Mining</u>					
1. Village & Small Scale Industries	3640.00	145.88	90.49	236.37	
2. Large & Medium Industries					
3. Handloom					
4. Mining	160.00	-	-	-	
Total- IV	3800.00	145.88	90.49*	236.37	
<u>V. Transport &amp; Communication</u>					
1. Road & Bridges	3500.00	126.00	-	126.00	
2. Road Transport	960.00	-	-	-	
3. Tourism	180.00	-	-	-	
Total- V	4640.00	126.00	-	126.00	
<u>VI. Social &amp; Community Services</u>					
1. Social Education	2731.80	369.94	-	369.94	
2. Collegiate Education	533.16	27.16	-	27.16	
3. Social Education	209.66	46.30 *	-	46.30	
4. Youth Welfare	53.85	2.00	-	2.00	
5. Arts & Culture	200.00	-	-	-	
6. Technical Education	580.00	12.00	-	12.00	
7. Science & Technology	38.40	-	-	-	
8. Health Services	2692.58	91.40	-	91.40	
9. E.S.I.	5.32	-	-	-	
10. Water Supply (P.H.E.),	3840.00	465.00	-	465.00	
11. Housing					
a. Housing Board	387.35	129.05	-	129.05	
b. Rural Housing	580.00	217.24	-	217.24	
c. Police Housing	60.00	-	-	-	
d. Rental Housing	200.00	-	-	-	
e. Loan to Govt. Servants	481.40	-	-	-	
f. Welfare of prisoners	9.95	-	-	-	
2.a. Urban Development	365.75	65.00	-	65.00	
b. Environment	37.90	-	-	-	
Local Bodies Development	92.25	16.21	10.00	26.21	
State Capital Project	360.00	-	-	-	
Information & Publicity	74.41	5.28	-	5.28	
Labour & Labour Welfare					
a. Labour Welfare	95.25	7.77	-	7.77	
b. Craftsman Training					

1	2	3	4	5	6
17. Welfare of Sch. Castes & Sch. Tribes.		2422.99	521.13*	478.31	999.44
18. Social Welfare		78.25	14.80	4.25	19.05
19. <u>Nutrition Programmes</u>					
a. Tribal Welfare		430.00	-	-	-
b. Social Welfare		207.00	33.00*	-	33.00
20. Legal Aid to Poors		23.00	-	-	-
21. Sanjay Gandhi Training Institute for Training Youth Leadership programme		1.50	-	-	-
22. State Employment Programme		48.95	7.00	-	7.00
<b>Total- VI</b>		<b>16840.72</b>	<b>2030.28</b>	<b>492.56</b>	<b>2522.84</b>
<b>VII. <u>General Economic Services</u></b>					
1. State Planning Machinery		13.50	-	-	-
2. Statistics		36.50	-	-	-
3. Computer Centre		57.15	-	-	-
4. Weights & Measures		5.85	-	-	-
<b>Total - VII</b>		<b>113.00</b>	<b>-</b>	<b>-</b>	<b>-</b>
<b>VIII. <u>General Services</u></b>					
		31.00	-	-	-
<b>Total- VIII</b>		<b>31.00</b>	<b>-</b>	<b>-</b>	<b>-</b>
<b>GRAND TOTAL</b>		<b>107479.31</b>	<b>5910.04</b>	<b>948.90</b>	<b>6858.94</b>

\* In the supplementary Budget the provisions will be as follows  
Rs. in lakhs

1. Minor Irrigation (Irrigation Deptt)	451.00
2. Social Education	64.44
3. Nutrition Programme (Social Welfare)	62.10
4. Harijan Development	561.00
5. Industries	90.50
6. Social Welfare	5.00

After these modifications flow to the SCP will be as follows:

State Plan	6424.35
Special	
Central Assistance	949.66
<b>Total :</b>	<b>7374.01</b>

1220:  
ANNEXURE NO. VIII

Districts having 20% or more Scheduled Caste  
Population according to 1931 census.

S.No.	Distt.	Total Population	Scheduled Caste Po- pulation.	% of SC Population.
1.	2.	3.	4.	5.
1.	Datia	311893	76725	24.60
2.	Ujjain	1117002.	269129	24.09
3.	<del>Shajapur</del>	886660	203052	22.90
4.	Shajapur	840247	185391	22.06
5.	Tikamgarh	7369811	159977	21.71
6.	Bhind	973816	206288	21.18
7.	Sagar	1323132	275765	20.84
8.	Damoh	721453	148041	20.52
9.	Gwalior	11078379	227273	20.51
10.	Vidisha	783098	160044	20.44
11.	Panna	5399778	109960	20.36
12.	Sehore	657381	133679	20.34
13.	Mareha	1303213	262183	20.12
14.	Raisen	553026	94728	17.13

.....

Sub. National Systems Unit,  
National Institute of Educational  
Planning and Administration  
1 B, Sardar Vallabhbhai Road, Delhi-110016  
DOC. No. 1695  
Date..... 25/10/84