

जिला सांख्यिकी हस्त पुस्तिका



1994

जिला ग्रामीण विकास अभिकरण, खगड़िया

के सौजन्य से



जिला सांख्यिकी कार्यालय

खगड़िया

-541216

310

KHA-Z

## प्रवचन

' जिला साँख्यकी हस्त पुस्तिका , 1994 ' के प्रकाशन का प्रथम प्रयास है। इस पुस्तक में जिला की अर्थ-व्यवस्था एवं विकास के विभिन्न खंडों तथा अन्य संबंधित तथ्यां संबंधी आँकड़ों को विस्तृत रूप से प्रस्तुत किया गया है। हमें पूर्ण विश्वास है कि पुस्तक अनुसंधानकर्त्ताओं, आयोजकों एवं नीति निर्धारकों के लिये लाभदायक सिद्ध होगी।

मैं विभिन्न कार्यालय प्रधानों तथा अन्य संस्थानों के प्रमुख के प्रति आभार व्यक्त करता हूँ जिनके सहयोग से पुस्तक में प्रस्तुत आँकड़ों को अद्यतन रूप दिया जा सका। मैं खासतौर से श्री सुधीर त्रिपाठी, जिला पदाधिकारी, खगड़िया को धन्यवाद देता हूँ जिनके निर्देशन में श्री प्रवीण कुमार गुप्त, जिला साँख्यकी पदाधिकारी, श्री संजय कुमार, संकलक और श्री अमर कुमार, वनीय क्षेत्रीय अन्वेषक के अथक प्रयास से प्रकाशन योग्य बनाया जा सका।

प्रकाशन में सुधार हेतु विचारों का स्वागत है।

( विद्यासागर निषाद )

मंत्री,

साँख्यकी एवं मूल्यांकन,  
निदेशालय, बिहार, पटना।

DOCUMENTATION CENTER  
Institute of Educational  
Administration,  
Aprobado Marg,

Doc. No. 110016 D-8335  
Date 11-11-94

## PREFACE

Khagaria ( Upgraded from Subdivision into District in 1981), being a relatively new territorial unit does not have the benefit of proper documentation of its various administrative and developmental facets . This statistical profile is an attempt to bridge this gap by collecting , arranging and publishing relevant and authentic data along with the source of its origin. We propose to bring out annual supplements to keep it upto date.

It is hoped that this volume will prove to be an invaluable reference aid for academicians , planners , research scholars , journalists etc. , in their respective pursuits . It is also hoped that it will inspire an accompanying volume covering the historical , political and socio-economic aspects of Khagaria thereby providing flesh and blood to the dry bones of figures/statistics furnished in this volume .

This volume would have not seen the light of the day but for the tireless efforts of Shri Pravin Kumar Gupta , District Statistical Officer, Khagaria in collection and arrangement of available data . Special mention is also due to Thiru S. Ravichandran , DIA. for National Informatics Centre , Khagaria who with the assistance of Shri Pravin Kumar Gupta and Shri Ajit Kumar Sinha has programmed and computerized the figures . The idea for this volume came from a similar publication emanating out of the office of Commissioner, Bhagalpur ; by setting an example , hence , Shri Ashok Kumar , Commissioner , Bhagalpur has been the inspiration behind this work .

Errors and omissions in a work of this volume ( particularly during the initial phases ) are expected and thus apology is offered in advance, suggestions , however shall go a long way in ensuring their removal from future volumes .

( Sudhir Tripathi )  
District Magistrate  
Khagaria.

## I N D E X

NO	DESCRIPTION	PAGE NO
1.	GENERAL INFORMATION	1
2.	STATISTICAL DEPARTMENT	4
3.	PLANNING DEPARTMENT	6
4.	AGRICULTURE DEPARTMENT	7
5.	VETERINARY DEPARTMENT	9
6.	FISHERIES DEPARTMENT	11
7.	EDUCATION DEPARTMENT	
	a. STUDENTS, TEACHERS & SCHOOLS	12
	b. TOTAL LITERACY CAMPAIGN	12
	c. STUDENTS & TEACHERS IN COLLEGE	14
	d. ADULT EDUCATION	15
	e. NEHRU YUVA KENDRA	15
8.	HEALTH DEPARTMENT	15
9.	POLICE DEPARTMENT	17
10.	JAIL STATISTICS	18
11.	DISTRICT SESSION COURT	19
12.	WELFARE DEPARTMENT	19
13.	SOCIAL SECURITY & PENSION	20
14.	REVENUE DEPARTMENT	
	a. SAIRAT DEMAND & RECOVERY	22
	b. LAND RENT DEMAND & RECOVERY	23
	c. MARKETING BOARD	24
	d. NATIONAL SAVING SCHEME	24
	e. MINING	24
	f. LEGAL MEASUREMENT SCIENCE	25
	g. EXCISE & NARCOTICS	25
	h. COMMERCIAL TAX	26
	i. REGISTRATION DEPARTMENT	26
15.	MUNICIPALITY & NOTIFIED AREA COMMITTEE	27
16.	DISTRICT BOARD	27

17.	DISTRICT RURAL DEVELOPMENT AGENCY	
	a. IRDP	28
	b. JRY	29
	c. BIO-GAS	30
	d. PANCHAYAT RAJ	30
18.	BANKING STATISTICS	30
19.	CO-OPERATIVE DEPARTMENT	33
20.	INDUSTRY DEPARTMENT	34
21.	LABOUR DEPARTMENT	35
22.	POSTAL & TELEGRAPH DEPARTMENT	36
23.	TRANSPORT DEPARTMENT	36
24.	PUBLIC RELATION DEPARTMENT	36
25.	FOREST DEPARTMENT	37
26.	EMPLOYMENT EXCHANGE	37
27.	SUPPLY DEPARTMENT	38
28.	ELECTRICITY DEPARTMENT	38
29.	ROAD STATISTICS	39
30.	ASSEMBLY ELECTION	39
31.	FLOOD CONTROL DEPARTMENT	40
32.	WATER RESOURCES DEPARTMENT	
	a. MINOR IRRIGATION SCHEME	40
	b. TUBEWELL DIVISION	41
	c. PUBLIC HEALTH ENG. DEPT.	41
I	APPENDIX	
	a. MAPS	
	b. GRAPHS	
	c. MISCELLANEOUS	

---

## 1. GENERAL INFORMATION

### 1. GEOGRAPHICAL STATUS

- a. Longitude - Khagaria District - 25°15' to 25°44'  
Khagaria Municipality - 25°29.67' to 25°31.06'
- b. Latitude - Khagaria District - 86°17.14' to 86°52.5'  
Khagaria Municipality - 86°27' to 86°29.25'
- c. Area - 1485.8 Sq k.m. or 147798.64 Hectare or 369037.34 Acre

### d. Rainfall(provisional) in m.m

Year	Total Rainfall	Average Rainfall	Normal Rainfall
1988	4974.1	414.5	1170.6
1989	4573.5	381.1	55.4
1990	4441.7	370.1	
1991	4107.5	342.2	
1992	4135.4	344.6	
1993	5931.3	494.3	

### 2. ADMINISTRATIVE UNITS

No.	Name of the Units	No. of Units
1.	Sub-Division	2
2.	Block/Anchal	6/6
3.	Halka/panchayat	61/154
4.	Town	2
5.	Villages	306
	Habited	239
	Unhabited	67
6.	Civil Police Station	9
7.	Outpost	5
8.	Railway Police & P.P	2
9.	No. Of Post Office(92-93)	132
10.	No. Of Letter Box(92-93)	240
11.	No. of Telegraph Centre(92-93)	7
12.	Total No. Of Banks	
	a. No. of Nationalized Banks	19
	b. No. of Rural Banks	28

### 3. POPULATION

#### A. Population figures of Bihar & Khagaria.

Year	Place	Bihar			Khagaria		
		Total	Male	Female	Total	Male	Female
1981	Rural	61195744	31170556	30025188	724505	370295	344210
	Urban	8718990	4760004	3958986	44148	23800	20348
1991	Rural	75021453	39045095	35976358	928423	496937	431486
	Urban	11353012	6156996	5196016	58804	31695	27109

#### B. Primary Census Abstract of 1991(Comparative Study)

No.	Particulars	BIHAR	KHAGARIA
1.	POPULATION	86374465	987227
2.	NO.OF POPULATED VILLAGE	67503	241
3.	NO.OF TOWNS	271	2
4.	PERCENTAGE OF TOWN POPULATION	13	6
5.	PER SQ.K.M.POPULATION	497	664
6.	NO.OF WOMEN COMPRI.TO PER THOUSAND MEN	911	868
7.	0-6 YR.POP.PERCENTAGE OF TOTAL POP.	21	21
8.	PERCENTAGE OF TEN YR. GROWTH (1981-91)	24	28
9.	PERCENTAGE OF SC. OF TOTAL POPULATION	14.55	14.49
10.	PERCENTAGE OF ST.OF TOTAL POPULATION	766	0
11.	RATE OF LITERACY (I) MEN	52	43
	(II) WOMEN	23	20
12.	PERCENTAGE OF TOTAL WORKER (IN POP.)		
	(I) MEN	48	48
	(II) WOMEN	15	15

#### C. Primary Census abstract of 1981

Sl. No.	PARTICULARS	POPULATION OF SC			POPULATION OF ST			TOTAL POPULATION		
		MALE	FEMALE	TOTAL	MALE	FEMALE	TOTAL	MALE	FEMALE	TOTAL
A. KHAGARIA SUB DIV.										
1.	KHAG. BLOCK	12428	11749	24177	--	--	--	78991	71055	150046
2.	ALAU LI	17771	16807	34578	--	--	--	67287	61608	128895
3.	CHAUTHAM	8673	8079	16752	2	-	2	57721	51859	109580
4.	KHAG.URBAN	812	613	1425	16	16	32	13756	11496	25252
B. GOGRI SUB DIV.										
1.	GOGRI BLOCK	5267	4969	10236	26	21	47	66933	61089	128022
2.	BELDAUR	7464	7194	14658	--	--	--	48437	43713	92150
3.	PARBATT A	3959	3622	7581	--	--	--	60926	54826	60926
4.	GOGRI URBAN	823	727	1550	--	--	--	10044	8852	18896



D. Primary census abstract of 1991

Sl. No.	PARTICULARS	POPULATION OF SC			POPULATION OF ST			TOTAL POPULATION		
		MALE	FEMALE	TOTAL	MALE	FEMALE	TOTAL	MALE	FEMALE	TOTAL
A. KHAGARIA SUB DIVISION.										
1.	KHAG. BLOCK	19160	16896	36056	17	6	23	123937	107494	231430
2.	ALAULI	22473	20195	42668	--	--	--	85287	74815	160102
3.	CHAUTHAM	11667	10528	22195	7	2	9	76227	66594	142821
4.	KHAG.URBAN	1258	998	2256	13	6	19	18582	15608	34190
B. GOGRI SUB DIVISION.										
1.	GOGRI BLOCK	8415	7287	15702	--	--	--	102951	88480	191431
2.	BELDAUR	8917	8392	17309	2	1	3	59045	52554	111599
3.	PARBATA	4919	4177	9096	--	--	--	81185	68659	149844
4.	GOGRI URBAN	1054	921	1975	--	--	--	13113	11501	24614

E. Primary Census Abstract of 1991

Sl. No.	DESCRIPTION	BIHAR STATE			KHAGARIA DISTRICT		
		MALE	FEMALE	TOTAL	MALE	FEMALE	TOTAL
1.	AREA OF POPULATION (per sq. k.m.)	--	--	17387700	--	--	148576
2.	No. OF HOUSEHOLD <i>Residential</i>	--	--	12833123	--	--	170065
3.	NO. OF FAMILY	--	--	14012071			176114
4.	POPULATION	45202091	41172374	86374465	528632	458596	987228
5.	POPULATION OF SC	6569360	6002340	12571700	7551	67475	143026
6.	POPULATION OF ST	3357563	3259351	6616914	26	9	35
7.	POPULATION OF UNDER AGE 7 YEAR	9065869	8698317	17764186	107293	101195	208488
8.	No. OF LITTERATE	18968636	7434262	26402898	181034	70746	251780
9.	TOTAL No. OF LABOUR	21513704	4105334	25619038	253552	50443	303995
10.	No. OF FARMER	9867434	1297085	11164519	99895	9143	109038
11.	No. OF Agr. LABOUR	7078716	2434176	9512892	119487	38320	157807
12.	No. of Labour (forest etc.)	91604	7840	99444	1245	32	1277
13.	No. of Labour (mines etc.)	300485	22256	322741	249	8	257
14.	No. of Labour (In home- Industry)	360300	86708	447008	3744	724	4468
15.	No. of Labour (production)	540347	38190	578537	2813	246	3059
16.	No. of Labour (in constn.)	153726	8504	162230	1182	13	1195
17.	No. of Labour (business)	988900	35937	1024837	8807	351	9158
18.	No. of Labour (Transport)	324797	4128	328925	3199	25	3224
19.	No. of Labour (other works)	1807395	170510	1977905	12931	1581	14512
20.	No. of Labour (cement)	146393	2011640	2158033	1751	17248	18993
21.	No. of excepted Labour	23541994	35055400	58597394	273335	390904	664239

Source :- National Informatics Centre, Khagaria

F. General Information of the District

No.	SUBJECT	1988-89	1989-90	1990-91	1991-92	1992-93
1.	TOTAL POPULATION 81 CENSUS 768653					
2.	ESTIMATED POPULATION	862960	872510	878834	986335	1013303
3.	FLOOD EFFECTED POPULATION	282552	92807	225565	226340	20000
4.	TOTAL AREA OF DIST.(IN HECR.)	147798.64	147798.64	147798.64	147798.64	147798.64
5.	FLOOD EFFECTED AREA(HECTR.)	66750	8165	41426	30818	3930
6.	TOTAL CROPS DESTROYED (IN GN.)		2278.00.000	16447.05.000	72486.00.000	500.00.000
7.	ESTIMATED VALUE OF (6)(IN Rs.)	13746000	545700	3295500	144057200	100000
8.	HOUSE DAMAGED BY FLOODS	459	122	500	103	--
9.	ESTIMATED VALUE OF (8) (IN Rs.)	608650	550000	34400	480000	--
10.	No. OF RELIEF BENEFICIARIES	282552	92807	225565	226340	20000
11.	DISTRIBUTED FOOD GRAINS(IN GN.)	817434.00.000	12801.00.000	5113.68.950	4610.78.750	--
12.	No. OF BOATS FLIED	576	266	558	418	7
	A. GOVT. BOAT	45	17	36	30	--
	B. BOAT ON RENT	531	249	522	388	7
	C. No. OF BOATMEN	2304	573	1234	921	14

Source : ADM OFFICE, KHAGARIA

2. STATISTICAL DEPARTMENT

1. ECONOMIC CALCULATION 1990

S1. No.	BASED ON ENTERPRISES			:	PERSON BASED ON WORK		
	TOTAL	AGRI	NON AGRI.	:	TOTAL	MALE	FEMALE
1.	9451	871	8580	:	17450	15105	2345
2.	79%	0.97%	0.78%	:	0.53%	0.52%	0.64%

S1. No.	INDUSTRY			:	WORKING ON WAGES		
	TOTAL	SELF A/C HOLDER	ESTAB.	:	TOTAL	MALE	FEMALE
1.	9451	7673	1778	:	5096	4286	810
2.	0.71%	0.32%	0.67%	:	0.30%	0.28%	0.45%

S1. No.	PARTI CULARS	WITHOUT CAMPUS	IN CAMPUS	WITHOUT POWER	PERSONAL
1.	TOTAL	1276	8837	6701	8614
	PERCENT	0.81%	0.79%	0.71%	0.81%
2.	RURAL	817	6097	4296	5991
	PERCENT	0.73%	0.27%	0.71%	0.90%
3.	URBAN	459	2740	2405	2623
	PERCENT	1.01%	0.65%	0.69%	0.66%

SOURCE- STAT.& EVALUATION DIRECTORATE, PATNA, BIHAR

## 2. BIRTH AND DEATH REGISTRATION

### A. Birth Registration

Sl. No.	YEAR PARTICULARS	1987		1988		1989		1990		1991		1992
		BIHAR	KHAGRIA	BIHAR	KHAGRIA	BIHAR	KHAGRIA	BIHAR	KHAGRIA	BIHAR	KHAGRIA	KHAGARIA
1.	POPULATION	80228467	861775	82873939	877589	84119620	892962	85247042	940094	86374465	987227	989596
2.	EXPECTED BIRTH	2406854	25853	2486198	26327	2523519	26787	2587537	285417	2651556	30308	31217
3.	REGISTRED BIRTH	683101	7045	616917	8184	587162	7950	583509	9585	579856	11228	11387
4.	%OF BIRTH REGISTRATION	28.3	27.2	24.8	31.3	23.5	29.6	22.6	33.5	23.5	31.5	36.5
5.	RANK	-	21	-	8	-	8	-	5	-	3	-

### B. Death Registration

Sl. No.	YEAR PARTICULARS	1987		1988		1989		1990		1991		1992
		BIHAR	KHAGRIA	BIHAR	KHAGRIA	BIHAR	KHAGRIA	BIHAR	KHAGRIA	BIHAR	KHAGRIA	KHAGARIA
1.	POPULATION	80228467	861775	82873939	877589	84119620	892962	85247042	940094	86374465	987227	989596
2.	EXPECTED DEATH	802267	8617	828718	8775	841173	8929	843819	9301	846465	9674	9809
3.	REGISTRED DEATH	253640	3395	253291	3969	256209	3348	258049	3546	259890	4258	4761
4.	%OF DEATH REGISTRATION	31.6	39.3	30.5	45.2	31.4	37.4	30.5	38.1	31.4	44.0	48.5
5.	RANK	-	21	-	2	-	7	-	5	-	2	-

## 3. RAIN FALL

No.	MONTH	1988	1989	1990	1991	1992	1993	Normal Rainfall	
								Max.	Min.
1.	JANUARY	0.0	21.4	0.0	0.0	0.0	27.6	14.8	1.1
2.	FEBRUARY	26.0	14.6	18.5	0.0	7.4	0.0	15.5	1.4
3.	MARCH	148.0	0.0	20.5	0.0	2.0	26.3	10.9	0.9
4.	APRIL	312.9	0.0	0.0	0.0	0.0	39.2	16.9	1.2
5.	MAY	33.8	323.2	20.0	18.7	222.8	92.0	47.9	3.0
6.	JUNE	149.5	1254.5	84.8	515.7	192.2	639.8	186.2	8.0
7.	JULY	1717.0	478.8	2121.2	652.9	1350.8	293.2	278.3	13.5
8.	AUGUST	1718.4	955.4	789.9	1258.7	1619.7	2128.4	300.7	13.6
9.	SEPTEMBER	727.2	1221.3	1276.6	1315.1	653.7	2317.0	217.2	9.2
10.	OCTOBER	141.3	304.3	110.2	210.5	86.8	291.5	70.5	2.8
11.	NOVEMBER	0.0	0.0	0.0	0.0	0.0	76.3	9.3	0.5
12.	DECEMBER	0.0	0.0	0.0	135.9	0.0	0.0	2.4	0.2
T O T A L		4974.1	4573.5	4441.7	4107.5	4135.4	5931.3	1170.6	55.4

NORMAL RAINFALL AVERAGE ON 68 YEARS :- 1170.2(MAX.), 55.4(MIN.)

#### 4. AREA OF MAIN CROPS IN KHAGRIA DISTRICT

No.	DESCRIPTION	1988-89	1989-90	1990-91	1991-92	1992-93
1.	PADDY					
	BHADAI	3382.22	6632.55	8598.68	11938.83	8485.37
	AGHANI	19132.05	23817.26	30891.85	34296.79	41814.20
	RABBI	---	---	---	---	---
	GARMA	---	25.25	---	---	---
2.	MAIZE					
	BHADAI	16332.58	26222.62	55881.62	38994.30	3582.52
	AGHANI	---	---	---	---	---
	RABBI	14882.55	16892.52	28332.22	55682.91	92221.95
	GARMA	---	5412.19	8484.83	14743.84	16885.93
3.	WHEAT	155449.92	163678.18	187745.30	291531.81	---
4.	CEARIALS					
	BHADAI	2425.94	3281.11	4122.11	3851.22	3322.81
	AGHANI	2288.27	532.32	582.62	6322.33	7279.29
	RABBI	19251.78	17321.50	8812.88	8328.98	8881.98
	GARMA	181.25	---	322.11	255.25	90.95

#### 5. LAND UTILIZATION

No.	PARTICULARS	1987-88	1988-89	1989-90	1990-91	1991-92	1992-93
1.	FOREST	--	--	--	--	--	--
2.	FERTILE AND NON-AGRICULT. LAND	19215.59	20210.22	24064.79	17997.41	15081.81	33839.65
3.	UTILISED AND NON AGRI. LAND	22105.20	13154.89	38450.31	90712.80	77289.13	76670.88
4.	BARREN LAND FIT FOR AGRI.	1852.21	2551.21	3147.49	2820.80	1431.81	2855.89
5.	PERMANENT POISTURE	1542.20	1921.18	2109.19	796.06	854.54	613.08
6.	GEN. PALANT, TREE	1851.20	1952.00	492.59	3253.03	3926.05	3915.37
7.	OTHER FELLOW LAND	15255.25	22321.92	25868.52	25937.04	23120.94	21460.19
8.	CURRENT FELLOW	22211.71	42431.51	56117.74	48538.28	31903.53	28748.34
9.	SHUDH BOYA GAYA (Net area shown)	13558.79	17225.59	181675.90	196979.25	175956.41	200936.89

Source : District Statistical Office, Khagaria

#### 3. DISTRICT PLANNING DEPARTMENT

No.	Year	No. of Schemes be taken		Complete Schemes		Pending Schemes	
		No.	Amt.	No.	Amt.	No.	Amt.
1.	1985-86	4	1.75	4	1.75	--	--
2.	1986-87	36	56.77	35	55.73	1	1.04
3.	1987-88	38	75.18	34	71.29	4	3.89
4.	1988-89	63	151.00	57	124.71	6	--
5.	1989-90	21	40.34	12	16.81	9	23.53
6.	1990-91	15	47.21	12	33.41	3	13.75
7.	1991-92	13	11.90	13	11.90	--	--
8.	1992-93	15	34.72	9	17.92	6	16.80
9.	1993-94	2	4.52	1	0.23	1	4.29
Total		207	423.39	177	333.80	30	63.30

Source : District Planning Office, Khagaria

**4. AGRICULTURE DEPARTMENT**

**1. GENERAL INFORMATIONS**

Sl.No.	PARTICULARS	UNITS
1.	TOTAL AREA HECTARE	147798.64 Hec.
2.	AREA FITTED FOR AGR.	104000 Hec.
3.	PARTI, AREA FITTED FOR AGR.	2264 Hec.
4.	ORCHRDS AREA	
	a. MANGO	800 Hec.
	b. LICHI	40 Hec.
	c. GUAVA	30 Hec.
	d. BANANA	1500 Hec.
5.	No. OF AGRO FAMILY	61368
6.	No. OF TOTAL VILLAGE	306
7.	No. OF PANCHAYATS	154
8.	No. OF TOTAL HALKA	61
9.	No. OF TUBEWELL	134
10.	No. OF UDBAH IRRIGATION	20
11.	No. OF PRIVATE TUBEWELL	10087
12.	No. OF DIESEL PUMP SET	4985
13.	No. OF ELECTRIC MOTOR PUMP	234
14.	No. OF TRACTORS	188
15.	No. OF THRESURES	681
16.	No. OF SPRAYER	205
17.	No. OF TOTAL PAX	90
18.	No. OF BISCOBAN DEPO	6
19.	No. OF BUSINESS MANDAL	4
20.	No. OF FERTILISER WHOLESSELLERS	12
21.	No. OF PAX WHO DEALS FERTILISERS	14
22.	No. OF FERTILISER RETAILORS	223
23.	No. OF GOVT. PLANT CONSERVATION CENTRE	3
24.	No OF PRIVATE PLANT CONSERVATION SELLER	8

**2. TARGET AND ACHIEVEMENT OF THE CONSUMPTION OF FERTILISER (IN TON)**

Sl. No. OF FERTILISER	1988-89		1989-90		1990-91		1991-92		1992-93		
	TARGET	ACHIEVEMENT	TARGET	ACHIEVEMENT	TARGET	ACHIEVEMENT	TARGET	ACHIEVEMENT	TARGET	ACHIEVEMENT	
<b>A. KHARIF</b>											
1. NITROJEN	1080	947	1200	1086.13	1300	1274	1377	1667.07	3236	2498.440	
2. SULPHER	350	224	300	339.02	370	294	310	588.19	2476	659.240	
3. POTASH	300	185	250	437.37	100	279	316	369.47	648	372.210	
<b>B. RABBI</b>											
1. NITROZEN	5300	4383	4600	3977.84	5000	5161	4948	6573.32	4786	6661.659	
2. SULPHER	2100	2002	1900	1456.02	1800	1407	1756	2806.28	2368	1008.608	
3. POTASH	1700	1570	900	1582.48	700	1588	616	2019.37	616	193.507	

**3. CROP LOAN DISTRIBUTION (IN LAKHS) OF 1992-93.**

No.	BANK NAME	KHARIF	RABBI
1.	COMMERCIAL BANK	13.2698	37.604
2.	COOPERATIVE BANK	75.5400	102.430

#### 4. KHARIF & RABBI (TARGET & ACHIEVEMENT, IN HECTERE)

NAME OF CROPS	1988-89		1989-90		1990-91		1991-92		1992-93	
	TARGET	ACHIEVEMENT	TARGET	ACHIEVEMENT	TARGET	ACHIEVEMENT	TARGET	ACHIEVEMENT	TARGET	ACHIEVEMENT
<b>A. KHARIF</b>										
<b>1. DHAN</b>										
(i) HIGH YEILDING	10000	7974	10000	7619	10000	9510	4000	4743	10000	8525
(ii) HYBRID	12000	13066	12000	16426	12000	15946	10000	10786	12000	11259
TOTAL -	22000	21040	22000	24045	22000	25456	14000	15529	22000	19775
<b>2. MAKKA</b>										
(i) HIGH YEILDING	15000	15228	15000	12587	15000	15450	15000	15052	15000	12846
(ii) HYBRID	14000	13098	14000	13732	10000	11962	2000	7717	10000	10251
TOTAL -	29000	28326	29000	26319	25000	27412	17000	22769	25000	23097
<b>3. DALHAN</b>										
(i) ARHAAR	4900	3093	4500	4263	1840	1960	1000	1091	1940	1388
(ii) URAD	2000	1696	2500	2565	2000	1902	2000	1748	2000	1744
(iii) MUNG	500	140	500	225	200	189	100	274	200	30
(iv) KULTHI	--	--	1500	1533	--	10	1000	747	--	--
TOTAL -	7000	4929	9000	8586	4040	4061	4100	3860	4140	3162
<b>4. TELHAN</b>										
(i) TIL	300	27	300	305	150	107	100	86	100	17
(ii) ANDI	300	23	450	455	600	345	2000	889	2000	478
(iii) SOYABEAN	---	200	---	---	---	---	---	---	---	---
TOTAL -	600	250	750	760	750	452	2000	975	2100	495
<b>B. RABBI</b>										
<b>1. WHEAT</b>										
(i) HIGH YEILDING	20000	20200	20000	26383	33000	32994	35000	33855	40000	34176
(ii) HYBRID	6000	5905	5000	5221	---	---	---	---	---	---
TOTAL -	26000	26105	25000	31604	33000	32994	35000	33855	40000	34176
<b>2. MAKKA</b>										
	25000	27350	30000	24255	25000	25578	40000	39530	40000	34735
<b>3. DALHAN</b>										
(i) GRAM	11000	9900	11000	9645	11000	8718	5000	4371	7000	4312
(ii) MASOOR	9000	8550	9000	8228	9000	8401	5000	4807	1500	1549
(iii) PEAS	4000	4275	4900	6175	4900	5156	2000	2155	5000	3569
(iv) OTHERS	7000	8550	7000	7966	7000	7487	16000	12800	19000	4872
TOTAL -	31900	31275	31900	32014	31900	29762	28000	24133	32500	14302
<b>4. TELHAN</b>										
(i) RIE/MUSTARD	4000	4470	6080	9903	6080	7137	3040	3759	3800	3967
(ii) TISHI	2300	1840	1300	1242	1300	1114	650	455	1650	570
(iii) KUSUM	400	360	50	18	50	29	200	30	200	39
(iv) OTHERS	---	350	---	117	100	13	300	---	100	48
TOTAL -	6700	7200	7430	11280	7530	8293	4190	4244	5750	4624
<b>5. POTATO</b>										
	2000	2015	2500	2529	3000	3546	4000	4000	5000	3183
<b>6. VEGETABLES</b>										
	---	1850	5754	5802	5794	5225	40	951	---	455

Source : DISTRICT AGRICULTURE OFFICE, KHAGARIA.

## 5. VETERINARY DEPARTMENT

### 1. NAME AND NO. OF VETERINARY INSTITUTION

No.	PARTICULARS	UNITS
1.	NO. OF VETERINARY MEDICINE CENTRE	1
2.	NO. OF FIRST CLASS VETERINARY HOSPITAL	14
3.	ARTIFICIAL INSEMINATION CENTRE	
	(a) MAIN CENTRE	2 (CHAUTHAM AND PARBATTAI)
	(b) SUB CENTRE	10
4.	MODEL VILLAGE CENTRE, GOGRI	
	(a) MAIN CENTRE	1
	(b) SUB CENTRE	9
5.	DEPLY (GAHAN) CATTLE DEVELOPMENT CENTRE (UNDER BRAUNI)	
	(a) MODEL VILLAGE CENTRE KHAGARIA	1
	(b) SUB CENTRE	16
6.	TOTAL ARTIFICIAL INSEMINATION CENTRE	39

### 2. CATTLE POPULATION (ACCORDING TO 1982 CATTLE CENSUS)

S1.No.	PARTICULARS	UNITS
1.	TOTAL NO OF COW SPECIES	151248
2.	TOTAL NO BUFFALO SPECIES	50953
3.	NO OF FERTILE CATTLE	74750
4.	GOAT (MALE & FEMALE)	65650
5.	SHEEP (MALE & FEMALE)	2430
6.	PIG (MALE & FEMALE)	16352
7.	NO OF POULTRY BIRDS (MALE & FEMALE)	45604

### 3. DETAILS OF MAIN WORK IN LAST FIVE YEARS

Sl.No.	PARTICULARS OF WORK	1988-89	1989-90	1990-91	1991-92	1992-93
1.	VETERINARY HOSPITAL	59565	43283	44614	43343	57322
2.	STERILIZATION	6588	6231	6518	5016	7159
3.	VACCINATION AGAINST INFECTIOUS DISEASE					
	(i) H.S.	44470	43081	45614	46547	34044
	(ii) B.G.	11963	16967	8518	9771	6869
	(iii) ANTHEREX	3919	—	—	2350	961
	(iv) G.T.C.	61405	41082	52151	51123	36561
	(v) T.C.V	—	—	—	—	1867
	(vi) F.M.D.	1800	—	3400	1395	5304
4.	VACCINATION IN POULTRY	14635	14501	15772	2848	5041
5.	C.T.C. MEAT DRECHING	20695	2798	13095	9614	995
6.	TRAINING OF SC.					
	CATTLE MAN	113	115	128	115	—
7.	ARTIFICIAL INSEMINATION					
	COW	17516	22942	20719	14953	17517
	BUFFALOS	142	246	87	146	87
8.	INFANTS PRODUCED					
	CALF(MALE)	2598	3460	3622	2747	1959
	CALF(FEMALE)	2223	3096	3362	2300	1537
	PARA	26	27	363	10	5
	PARI	25	24	346	15	4
9.	DETAILS OF FEEDS AND SEEDS (IN QUINTAL)	3.50	<del>3.045</del>	—	—	11.90
10.	FEEDS FARMING (IN ACRE)	35	—	—	—	49.80

Source : DISTRICT VETERINARY OFFICE, KHAGARIA.

### 4. DISTRICT DAIRY (GHABYA VIKAS) DEVELOPMENT

No.	NAME OF THE PLAN	1988-89		1989-90		1990-91		1991-92		1992-93	
1.	PRODUC. OF PURE MILK	30	47	30	51	20	35	10	40	20	35
2.	ANIMAL HUSBAN. GROUP	30	47	30	48	20	39	20	66	20	57
3.	COMPETIT. IN MILK PROD	20	20	10	10	15	15	10	20	10	37
4.	DEMONSTRATION OF MOVIE	5	5	5	5	5	—	—	—	5	5
5.	CATTLE CENSUS(VILLAGE)	40	45	30	35	20	30	10	16	20	22
6.	REGI. & ORGAN. COMMITTEE	—	10	30	24	30	23	10	8	—	18
7.	INSPECTION OF COMMI.	—	32	35	30	20	35	20	105	35	70
8.	CATTLE FEEDING(DEMO.)	310	610	—	—	10	10	—	—	12	12
9.	DRGA. & TRAINING	50	50	—	—	10	10	30	30	—	—
10.	SUBSIDY FOR FEEDING	41	41	41	41	150	150	—	—	—	—
11.	PARTICIPATION OF SC	200	200	200	200	—	—	—	—	—	—
12.	PURCHASING CATTLE(MILK)	50	50	200	435	35	35	—	—	—	—
13.	QUANTITY OF MILK COLLECTION(Ltr/Day)	—	—	1500	1500	1500	6000	—	7500	—	12700



MILK COOLING CENTRE

No.	DESCRIPTION	1988-89	1989-90	1990-91	1991-92	1992-93
	No. OF ORGANISED COMMITTEE ( Q )	101	114	119	136	136
	No OF WORKING COMMITTEE MEMBERSHIP (Q)	80	92	88	78	86
	No. OF REGD. COMMITTEE	4251	4414	4664	5639	5939
	MILK COLLECTION (Kg.)	2091.03	3444.44	2683.92	1987.57	2694.1
	AVERAGE DAILY MILK COLLECTION (Q.)	5.73	9.44	7.35 <del>5</del>	5.45	7.38
	AVg.DAILY MILK COLLECTION PER COMMITTEE (Kg)	71.60	102.60	83.50	69.80	85.8
	SALE OF CATTLE FEEDS (MT)	--	--	6.26	69.71	109.02
	SALE OF FEED SEED (MT)	--	--	--	0.30	0.30
	QUANTITY OF TREATED PADDY DUST (MT)	--	--	--	--	20.00
	No. OF ARTIFICIAL INSEMINATION CENTRE	11	12	12	11	09
	No. OF ARTIFICIAL INSEMI. (A) COW	948	1460	1804	2079	2450
	(B) BUFFALO	216	332	285	328	151
	(C) TOTAL	1164	1792	2089	2407	2601
	AVg. ARTI. INSEMINATION PER CENTRE PER MONTH	8.81	12.44	14.5	18.23	24.08
	No. OF ALIVE CALF (A) CALF [M]	--	226	370	337	513
	(B) CALF [F]	--	235	350	339	530
	(C) PARA	--	8	17	9	3
	(D) PARI	--	10	20	13	02
	TOTAL No. TREATMENT CAMPS	--	25	40	30	05
	No. OF TREATED CATTLE	--	375	472	300	75
	VACCINATION (A) F M D	--	700	840	1300	1140
	(B) B Q	--	---	---	---	1000
	(C) H S B Q	500	3100	4500	4500	1450
	(D) H S	--	---	---	---	2000

Source : MILK COOLING CENTRE, KHAGARIA

6. FISHERIES DEPARTMENT

PARTICULARS	1988-89	1989-90	1990-91	1991-92	1992-93	REMARKS
PONDS	7	8	8	8	12	---
AREA(In Acre)	3.50	4	4	4	6	---
PRODUCTION OF FISH SEEDS	360000	1280000	1450000	497000	991000	IN 91-92 DUE TO FLOODS SEEDS WERE WASHED AWAY
DISTRIBUTION OF FISH SEEDS(SC & ST)	360000	1280000	1450000	497000	991000	---
CONSTRUCTION OF POND	---	20000	30000	---	50000	---

Source : DISTRICT FISHER OFFICERS, KHAGARIA.

7. EDUCATION DEPARTMENT

**1. Students and Teachers details in High Schools.**

S1. No.	YEAR	NO. OF BOYS	NO. OF GIRLS	TOTAL NO OF STUDENTS	NO. OF MALE TEACHERS	NO. OF FEMALE TEACHERS	TOTAL TEACHERS
1.	1987-88	10452	3298	13750	391	25	416
2.	1988-89	10905	3092	13997	365	25	390
3.	1989-90	10625	2085	12710	394	25	419
4.	1990-91	10405	3778	14183	388	24	412
5.	1991-92	9865	3422	13287	375	24	399

Source : DISTRICT EDUCATION OFFICE.

**2. Students details in schools.**

S1. No.	YEAR	NO. OF PRIMARY SCHOOLS				NO. OF MIDDLE SCHOOLS			
		BOYS	GIRLS	BOTH	TOTAL	BOYS	GIRLS	BOTH	TOTAL
1.	1987-88	418	55	--	473	133	14	--	147
2.	1988-89	460	55	--	515	153	14	--	167
3.	1989-90	467	56	--	523	153	14	--	167
4.	1990-91	467	56	--	523	153	14	--	167
5.	1991-92	467	56	--	523	153	14	--	167

**3. Teachers details in Schools.**

S1. No.	YEAR	NO. OF PRIMARY SCHOOLS			NO. OF MIDDLE SCHOOLS			GRAND TOTAL
		MALE	FEMALE	TOTAL	MALE	FEMALE	TOTAL	
1.	1987-88	1011	294	1305	851	182	1033	2338
2.	1988-89	1070	406	1476	829	249	1078	2554
3.	1989-90	978	360	1338	815	232	1047	2385
4.	1990-91	973	356	1329	803	241	1044	2373
5.	1991-92	906	344	1250	828	250	1078	2328

- 1. No. of Government Middle Schools : 160
- 2. No. of Government Primary Schools : 512
- 3. No. of Charwaha Vidhyalayas : 2

Source : District Superintendent of Education, Khagaria.

**4. Total Literacy Campaign - Khagaria**

- A.
- i. GEOGRAPHICAL/ADMINISTRATIVE AREA OF COVERAGE : KHAGARIA DISTRICT, BIHAR
  - ii. IMPLEMENTING AGENCY : ZILLA SAKSHARATA SAMITI, KHAGARIA
  - iii. REGISTRATION No. & DATE : No. 834 OF 1992-93  
DATED 31.03.1993
  - iv. No. OF LEARNERS : 2.6 Lakhs

v. AGE GROUP OF LEARNERS

9 - 35 Years

vi. TOTAL APPROVED BUDGET OF THE PROJECT

No.	ITEMS OF EXPENDITURE	AMOUNT
1.	ADMINISTRATIVE EXPENSES	2199200
2.	SURVEY & ENVIRONMENT BUILDING	2199400
3.	TRAINING	3619960
4.	TEACHING & LEARNING MATERIALS	7400000
5.	MONITORING & SUPERVISION	845000
6.	EVALUATION ( INTERNAL & EXTERNAL )	338000
7.	CONTINGENCIES	338000
T O T A L		16939560

(RESTRICTED TO Rs. 1,69,00,000)  
PER LEARNER COST Rs. 65.

Source : GOI, HRD , DEPT. OF EDUCATION, ADULT EDUCATION BUREAU

B.

a. No. of Illiterate Male	:	346239
b. No. of Illiterate Female	:	387089
c. Total No. of Illiterates	:	733328

d. According to 23 March '94 Census

Sl. No.	BLOCK NAME	TOTAL TARGET- AGE GROUP(9-35 Yrs.) NO. OF ILLITERATES			NO. OF VOLUNTEERS		
		MALE	FEMALE	TOTAL	MALE	FEMALE	TOTAL
1.	KHAGARIA	29677	33628	63305	1803	623	2426
2.	PARBATTA	21157	24858	46015	2607	1109	3716
3.	GOGRI	22864	26264	49128	1215	576	1791
4.	CHOUTHAM	24432	27313	51745	1930	894	2824
5.	BELDAUR	21484	24846	46330	1856	620	2476
6.	ALLAULI	27125	32471	59596	3597	998	4595
7.	KHAGARIA(URBAN)	2185	2886	5071	152	89	241
8.	GOGRI(URBAN)	2080	2610	4690	89	81	170
T O T A L		151004	174876	325880	13249	4990	18239

1. No. of key resource person	:	35
2. No. of resource person	:	175
3. No. of Master trainer	:	1500
4. No. of Volunteers	:	30000

C. Data collected during One day, SAKSHRATA SURVEY held on 23.03.94

Source : Census report 1991 & District Literacy Committee, Khagaria

1. CONDITION OF BOYS/GIRLS IN VARIOUS COLLEGE IN KHAGARIA DIST.

No.	COLLEGE NAME	1987-88			1988-89			1989-90			1990-91			1991-92			1992-93		
		BOYS	GIRLS	TOTAL	BOYS	GIRLS	TOTAL	BOYS	GIRLS	TOTAL	BOYS	GIRLS	TOTAL	BOYS	GIRLS	TOTAL	BOYS	GIRLS	TOTAL
1.	KOSHI COLLEGE KHAGARIA	2047	166	2213	2083	216	2299	2070	216	2286	1918	211	2129	1577	206	1783	1273	153	1426
2.	WOMENS COLLEGE KHAGARIA	--	284	284	--	237	237	--	311	311	--	361	361	--	266	266	--	--	--
3.	K.D.S COLLEGE GOGRI	989	143	1132	606	136	742	666	135	801	767	182	949	734	157	891	--	--	--
4.	K.M.D COLLEGE PARBATA	--	--	--	385	83	468	401	92	493	441	78	519	468	77	545	282	41	323
5.	R. LAL COLLEGE KHAGARIA	--	--	--	235	24	259	132	20	152	169	26	195	170	20	190	204	27	231
6.	M.S COLLEGE ALAULI	286	54	340	376	53	429	536	108	644	1059	162	1221	1491	385	1876	1155	260	1415
7.	CHEDI RAMENDRA COLLEGE, BHARAT- KHAND	139	32	171	102	30	132	108	20	128	136	45	181	236	113	349	84	40	124
8.	INTER COLLEGE PIPRA, NAURANGA	15	14	29	16	12	28	20	12	32	36	36	72	116	45	161	218	89	307
9.	S.M LAW COLLEGE KHAGARIA	--	--	--	--	--	--	--	--	--	218	27	245	10	--	10	13	2	15
10.	PRIMARY TEACHER EDUC. COLLEGE RAMGANJ, KHAGARIA	50	--	50	48	--	48	--	--	--	47	--	47	35	--	35	--	--	--

2. POSITION OF TEACHERS IN VARIOUS COLLEGES IN KHAGARIA DISTRICT

No.	COLLEGE NAME	1987-88			1988-89			1989-90			1990-91			1991-92			1992-93		
		M	F	TOTAL	M	F	TOTAL	M	F	TOTAL	M	F	TOTAL	M	F	TOTAL	M	F	TOTAL
1.	KOSHI COLLEGE KHAGARIA	51	--	51	51	--	51	51	--	51	48	1	49	47	1	48	47	1	48
2.	WOMENS COLLEGE KHAGARIA	--	--	--	--	--	--	--	--	--	--	--	--	--	--	--	--	--	28
3.	K.D.S COLLEGE GOGRI	17	--	17	16	--	16	16	--	16	16	--	16	16	--	16	16	--	16
4.	K.M.D COLLEGE PARBATA	--	--	--	22	1	23	22	1	23	22	1	23	22	1	23	22	1	23
5.	R. LAL COLLEGE KHAGARIA	--	--	--	--	--	--	--	--	--	--	--	--	--	--	--	--	--	28
6.	M.S COLLEGE ALAULI	--	--	--	--	--	--	--	--	--	--	--	--	--	--	45	2	47	
7.	CHEDI RAMENDRA COLLEGE, BHARAT- KHAND	12	--	12	12	--	12	12	--	12	13	--	13	13	--	13	12	--	12
8.	INTER COLLEGE PIPRA, NAURANGA	15	2	17	15	2	17	15	2	17	15	2	17	17	2	19	21	4	25
9.	S.M LAW COLLEGE KHAGARIA	--	--	--	--	--	--	--	--	--	--	--	--	--	--	--	--	--	--
10.	PRIMARY TEACHER EDUC. COLLEGE RAMGANJ, KHAGARIA	5	--	5	5	--	5	3	--	3	7	--	7	7	--	7	8	--	8

Source : District Statistical Office, Khagaria

**7. INFORMATION RELATED TO ADULT AND ANAUPCHARIK EDUCATION**

Sl. No.	YEAR	ADULT EDUCATION			ANAUPCHARIK EDUCATION			ADMISSION	NO. OF DOORDA RSAN SETS	REMARK
		NO. OF SELECTED BLOCK	NO. OF ADULT CENTRE	NO. OF BENIFI CIARIES	CENTRE POSITION					
					PR.LEV. LIT.CEN.	PR.LEV. CENTRE	MID.LEV. CENTRE			
1.	87-88	6	500	9876	40	--	--	1200	--	--
2.	88-89	6	500	9483	111	40	9	4800	--	--
3.	89-90	6	500	9772	--	--	--	--	--	--
4.	90-91	6	422	7965	191	40	9	6000	--	--
5.	91-92	6	422	8342	360	180	60	15000	--	--

Source : DISTRICT ADULT EDUCATION OFFICE, KHAGARIA.

**8. NEHRU YUVA KENDRA**

NO.	NAME OF PROGRAM	TARGET OF 92-93 PERIOD	PROGRESS IN	TOTAL PROGRESS	No. OF BENE F I C I E R							
					GENERAL CAST		SC		ST		MINORITY	
					M	F	M	F	M	F	M	F
1.	SELECTION OF SER. MAN	5	--	5	2	2	1	-	-	-	-	-
2.	COMMERCIAL TRAINING	10	10	10	215	175	15	5	18	9	95	45
3.	WORKSHOP	3	3	3	75		25		15		65	
4.	DIST./BLOCK LEVEL GAME	5	5	5	875	123	125	28	80	19	215	15
5.	TRAINING CAMP OF YOUTH LEADERSHIP CUM SELF-EMPLOYMENT	2	2	2	35		15		10		35	
5.	CULTURAL PROGRAM	4	4	4	115	28	18	10	14	9	95	35
7.	NATIONAL YOUTH WEEK (12/1/93-19/1/93)	1	1	1	1400	130	250	60	150	50	119	45
8.	BLOCK LEVEL COMPAIN	1	1	1	5		3		2		4	
9.	JOINT INDIA PROGRAM	1	1	1	750	235	14	9	28	5	340	136
10.	CLUB ORGANISED	15	15	15	1050	430	29	14	27	12	850	340

Source : N Y K, KHAGARIA (BIHAR)

**8. PUBLIC HEALTH AND FAMILY PLANNING**

**1. HEALTH INFRASTRUCTURE (BLOCK WISE)**

No.	BLOCK NAME	PHC	ADDL. PHC	HEALTH SUB-CENTRES
1.	PARBATTA	1	3	19
2.	GOGRI	1	2	25
3.	CHAUTHAM	1	4	22
4.	BELDAUR	1	1	21
5.	KHAGARIA	1	2	31
6.	ALAULI	1	3	31
TOTAL		6	15	149

Sl. No.	DISCRIPTION	RURAL	URBAN	TOTAL	1987-88	1988-89	1989-90	1990-91	1991-92
(A) 1.	HOSPITALS OF REGISTERED DOCTORS	51	12	63	29	35	41	57	63
2.	AAYURVEDIC HOSPITAL	--	1	1	--	1	1	1	1
3.	HOMEOPATHIC HOSPITALS	--	1	1	--	1	1	1	1
4.	UNANI HOSPITALS	--	1	1	--	1	1	1	1
(B) 1.	PRIMARY HEALTH CENTRE (P.H.C)	6	--	6	6	6	6	6	6
2.	ADDITIONAL P.H.C	15	15	15	15	15	15	15	15
3.	PRIMARY HEALTH SUB-CENTRE	149	--	149	149	149	149	149	149
4.	LABOUR & CHILDREN WELFARE CENTRE	1	1	2	2	2	2	2	2
5.	No. OF BED IN PRI. HEALTH CENTRE	24	--	24	24	24	24	24	24
6.	No. OF BED IN ADDL. P.H.C	90	--	90	90	90	90	90	90
7.	No. OF BED IN REFFERAL HOSPITAL	--	30	30	30	30	30	30	30
8.	No. OF BED IN SADAR HOSPITAL	--	42	42	42	42	42	42	42
(C) SPECIAL HOSPITAL :-									
1.	T.B.	--	10	10	10	10	10	10	10
2.	LAPROSY (KUSHTHA)	--	20	20	20	20	20	20	20
3.	INFECTED DESEASE	--	--	--	--	--	--	--	--
4.	OTHERS, DENTAL HOSPITAL	--	--	--	--	--	--	--	--
(D) No. OF ELIGIBLE COVERED UNDER									
FAMILY PLANNING		121266	3396	124662	--	--	108375	112129	124662
1. FAMILY PLANNING (STERILIZATION)		--	--	--	--	--	1613	1255	1318
(E) 1. ICDS CENTRES		--	--	--	196	196	196	196	196
2. ICDS BLOCKS		--	--	--	2	2	2	2	2

Source : DISTRICT HEALTH SUPERINTENDENT, KHAGARIA.

## 2. KALA AZAR REPORT OF KHAGARIA DIST. (BLOCK WISE)

No.	BLOCK NAME	NUMBER OF PATIENTS									
		1989		1990		1991		1992		1993	
		Affe.	Died	Affe.	Died	Affe.	Died	Affe.	Died	Affe.	Died
1.	KHAGARIA	64	--	176	--	289	1	335	--	126	--
2.	GOGRI	14	--	42	--	44	--	91	--	16	--
3.	ALAULI	73	--	112	--	310	--	821	1	292	--
4.	PARBATA	--	--	26	--	60	--	117	--	67	--
5.	CHAUTHAM	2	--	49	--	81	--	98	2	9	--
6.	BELDAUR	22	--	522	7	368	1	644	3	197	--
7.	SADAR HOSP. KHAG	19	1	11	1	NA	NA	65	2	5	--
TOTAL :-		194	1	938	8	1151	2	2171	8	712	--

## 3. BLOCK WISE REPORT OF MALARIA SLIDE DETAILS.

Sl. No.	BLOCK NAME	1989			1990			1991			1992			1993		
		SLIDE COLL.	SLIDE EXMD.	+ve	SLIDE COLL.	SLIDE EXMD.	+ve	SLIDE COLL.	SLIDE EXMD.	+ve	SLIDE COLL.	SLIDE EXMD.	+ve	SLIDE COLL.	SLIDE EXMD.	+ve
1.	PARBATA	735	735	--	287	287	--	520	520	--	488	488	--	--	--	--
2.	GOGRI	1246	1246	+80	1394	1394	+77	1400	1400	+73	1605	1605	+32	226	226	+5
3.	CHAUTHAM	216	216	--	345	345	--	647	647	--	294	294	--	--	--	--
4.	BELDAUR	526	526	--	858	858	--	647	647	--	308	308	--	--	--	--
5.	KHAGARIA	1081	1081	+16	1350	1350	+2	1352	1352	+7	535	535	--	--	--	--
6.	ALAULI	1129	1129	+8	2107	2107	+11	1606	1606	+7	488	488	--	--	--	--
TOTAL		4932	4932	+104	6341	6341	+90	6172	6172	+87	3718	3718	+32	226	226	+5

Source : DIST. MALARIA OFFICE, MUNGER & KALA AZAR OFFICE, KHAGARIA.

## 9. POLICE DEPARTMENT

### 1. INFORMATION OF POLICE

No.	DESCRIPTION	1988	1989	1990	1991	1992
1.	No. OF POLICE STATION	6	6	6	6	6
2.	No. OF POLICE CHAUKI	2	2	2	2	2
3.	No. OF O.P	3	3	3	3	3
4.	No. OF POLICE INSPECTOR	2	2	2	2	2
5.	PARICHARI PRABAR	1	1	1	1	1
5.	PARICHARI	2	2	2	2	2(1 vac.)
7.	No. OF SUB INSPECTOR	31	31	31	31	31
3.	SUBEDAR	2	2	2	2	2(vacant)
7.	No. OF CIVIL JAMADAR	13	13	13	13	13
10.	No. OF ASSt. S.I	39	39	39	39	39
11.	No. OF HABALDAR	69	69	69	69	69
12.	No. OF POLICE	326	326	326	326	326
13.	TOTAL No. OF OFFENCEBLE CRIME	1306	1358	1332	1328	1347
	A. MURDER	42	41	50	54	48
	B. DACOITY	27	36	37	25	19
	C. ROBBERY	40	25	38	39	32
	D. BURGLARY	88	66	67	58	56
	E. THEFT	163	204	188	158	108
	F. RIOT	192	216	219	252	216
	G. OTHERS	710	581	729	742	868

FROM THE YEAR 1988 UPTO 1992, MANSI THANA, MAHESHKHUT THANA, PASRAHA THANA AND MORKAHI ASSt. THANA ARE WORKING. BUT NOTIFICATION ARE NOT YET RELEASED.

Source : S.P OFFICE, KHAGARIA

### 2. INFORMATION OF CIVIL OFFICERS, EMPLOYEES & WORKERS OF HOMEGUARD

Sl. No.	POST	ACCEPTED POSTS	PRESENT FORCE					SHORTFALL
			1989	1990	1991	1992	1993	
1.	DISTT. COMMANDANT	1	1	1	1	1	1	-
2.	INSPECTOR	2	2	1	1	-	-	2
3.	GULM SAMADESHAK	4	4	4	4	3	3	1
4.	ADHINAYAK CLERK	1	-	-	-	1	1	-
5.	" TYPIST	-	-	-	-	-	-	-
6.	" HOUSEKEEPER	1	-	-	-	-	-	1
7.	" 'AAYUDHPAL	1	-	-	-	-	-	1
8.	" ORDERLY	4	4	4	4	4	4	-
9.	" DRIVER	-	-	-	-	-	-	-
10.	NAYAK ORDERLY	4	4	4	2	1	1	3
11.	CONSTABLE	1	-	-	-	-	-	1
12.	CONSTABLE DRIVER	1	-	-	-	-	-	1
13.	CONSTABLE CO-DRIVER	1	-	-	-	-	-	1
14.	CONS. CINEMA OPERATOR	-	-	-	-	-	-	-
15.	COOK	1	-	-	1	1	1	-
16.	BARBER	1	-	-	-	-	-	1
17.	WASHERMAN	1	-	-	-	-	-	1
18.	WATERMAN	1	-	-	-	-	-	1
19.	WATCHMAN	1	1	1	1	1	1	-
20.	SWEeper	1	-	-	-	1	1	-
	TOTAL	27	16	15	13	13	13	14

3. FORCE DESCRIPTION OF RURAL HOME GUARDS, 1989 To 1993

No.	ALLOTTED FORCE	PRESENTED FORCE	VACANTS	TOTAL
1.	564	564	--	564

4. NO OF HOME GUARDS DEPUTED IN LAW AND ORDER AS PART OF PERMANENT STRENGTH

No.	DISTRICT	DEPUTED NUMBER				
		1989	1990	1991	1992	1993
1.	KHAGARIA	75	75	100	100	100

Source : DIST. COMMANDANT OFFICE, BIHAR HOME GUARD, KHAGARIA.

10. JAIL STATISTICS

1. NO OF PUNISHED PRISONER IN DIVISIONAL JAIL FROM YEAR 1988 To 1992

No.	DISCRIPTION	1988		1989		1990		1991		1992	
		MALE	FEMALE	MALE	FEMALE	MALE	FEMALE	MALE	FEMALE	MALE	FEMALE
1.	PRISONER PUNISHED FOR UNDER 1 MONTH.	88	--	9	-	36	--	131	--	123	--
2.	PRISONER PUNISHED FOR BETWEEN 1 Month. To 6 Months.	706	--	59	--	34	--	30	--	4	--
3.	PRISONER PUNISHED FOR BETWEEN 6 Months. To 1 Year.	27	--	19	--	22	--	9	--	5	--
4.	PRISONER PUNISHED ABOVE 1 Yr. To 5 Yrs.	13	--	5	--	9	--	9	--	10	--
5.	PRISONERS PUNISHED ABOVE 5 Yrs. TO 10 YEARS.	16	--	6	--	6	--	2	--	4	1
6.	PRISONERS PUNISHED ABOVE 10 YEARS.	3	--	8	--	--	--	1	--	4	--
7.	PRISONER PUNISHED WITH LIFE IMPRISONMENT	15	1	4	--	1	-	8	--	7	--
8.	PRISONER PUNISHED WITH CAPITAL SENTENCE	--	--	--	--	--	--	--	--	--	--
TOTAL :-		868	1	110	--	108	--	190	--	157	1

2. EXPENCES ON PRISONERS

No.	YEAR	EXPENCES In Rs.
1.	87-88	448347.26
2.	88-89	640894.74
3.	89-90	494996.16
4.	90-91	495700.00
5.	91-92	786270.99

3. CAPACITY

1. MALE - 160 2. FEMALE - 3



11. DISTRICT SESSION COURT

No.	Description	1988	1991	1992
1.	TOTAL CASE	1408	1787	1807
2.	INVESTIGATED CASES	1408	1787	1807
3.	CHARGE SHEET	709	785	1235
4.	LAST REPORT GIVEN	431	301	293
5.	FULLY INVESTIGATED FILED CASES	1140	255	202
6.	INCOMPLETE FILED CASES	268	130	180
7.	CONVICTION	48	--	--
8.	PUNISHMENT	269	194	231
9.	PROBATION	--	21	22
10.	KINDS OF COURT :-			
	SESSION COURT	5		5
	MEGISTRATE COURT	--		5
	CIVIL COURT	3		3
	JUDGE INCHARGE COUNCIL	--		1

CONSUMER FORUM 1992-93(20-5-93)

TOTAL NO CASES YET	NO OF CASES DISPOSED	CASES PENDING DISPOSAL	CASES PENDING F DUE FILING
78	40	30	8

source:- DISTRICT SESSION COURT, KHAGARIA

12. WELFARE DEPARTMENT

1. INTEGRATED CHILD DEVELOPMENT SCHEME

No.	YEAR	NAME OF SCHEME	NO. OF BENEFICIARIES		
			BELDOR	ALOULI	
1.	1987-88	I. C. D. S. SUPLE.FOOD SCHE.	CHILD	6688	CHILD 8800
			LEARNER(WOMEN)	456	NO.OF WOMEN 1200
			PREGNENT(W.M.)	456	
2.	1988-89	I. C. D. S. SUPLE.FOOD SCHE.	CHILD	8096	CHILD 8800
			LEARNER(WOMEN)	552	WOMEN 1200
			PREGNENT(W.M.)	552	
3.	1989-90	I. C. D. S. SUPLE.FOOD SCHE.	CHILD	8096	CHILD 8800
			LEARNER(WOMEN)	552	WOMEN 1200
			PREGNENT(W.M.)	552	
4.	1990-91	I. C. D. S. SUPLE.FOOD SCHE.	CHILD	8096	CHILD 8800
			LEARNER(WOMEN)	552	WOMEN 1200
			PREGNENT(W.M.)	552	
5.	1991-92	I. C. D. S. SUPLE.FOOD SCHE.	CHILD	8096	CHILD 8800
			LEARNER(WOMEN)	552	WOMEN 1200
			PREGNENT(W.M.)	552	

## 2. DESCRIPTION OF WELFARE DEPARTMENTAL SCHEMES

Sl. No	NAME OF SCHEME	NO OF BENEFICIARIES IN YEAR				
		1987-88	1988-89	1989-90	1990-91	1991-92
1.	INTERMEDIATE SCHOLARSHIP (SC)	387	508	400	692	634
2.	HIGH SCHOOL SCHOLARSHIP (SC)	2195	2399	2402	2410	8885
3.	PRIMARY & SECONDARY SCHOOL SCHOLARSHIP (SC)	4339	4358	4361	5691	8885
4.	POLYTECHNIC SCHOLARSHIP(SC)	82	51	71	76	84
5.	HOSTEL GRANT TO GIRLS	---	---	---	---	---
6.	DRESS SUPPLY TO GIRLS	314	314	314	314	124
7.	MEDICAL GRANT	171	71	83	83	39
8.	LEGAL GRANT	28	80	--	5	1
9.	RELIEF TO SC IN CASE OF VICTIMISATION	10	2	--	3	130
10.	INTERMEDIATE SCHOLARSHIP (BC+BACKWARD INCOME CLASS)	118	132	132	190	112
11.	HIGH SCHOOL SCHOLARSHIP (BC)	457	156	840	728	112
12.	PRIMARY & SECONDARY SCHOOL SCHOLARSHIP (BC)	972	970	970	1047	5
13.	POLYTECHNIC SCHOLARSHIP(BC)	---	21	20	25	5
14.	HANDICRAFT SCHOLARSHIP ( CLASS 1 TO CLASS 8 )					
15.	HANDICRAFT SCHOLARSHIP ( FROM CLASS 9 TO ABOVE )	20	18	18	30	
16.	INTERCASTE MARRIAGE GRANT	12	7	8	14	
17.	GRANT TO HANDICAPPED	1	--	4	2	
18.	SCHOLARSHIP TO CHILDREN OF THOSE WHO ENGAGE IN DIRTY WORK	--	--	7	10	
19.	GRANT TO PREGNENT MOTHER	--	--	--	150	10
20.	HIGH SCHOOL SCHOLARSHIP (ST)					
21.	PRIMARY & MIDDLE SCHOOL SCHOLARSHIP (ST)					
22.	LEGAL ASSISSTANCE (ST)					
23.	EDUCATION FEE					

Source : DISTRICT WELFARE OFFICE, KHAGRIA

## 13. SOCIAL SECURITY AND PENSION

### 1. YEAR WISE SECURITY PENSIONER DETAILS.

No.	YEAR	OLD	WIDOW	HANDI CAPED	BONDED LABOUR	OTHERS	TOTAL	SC	ST	OTHERS	TOTAL
1.	1988-89	10003	11336	1210	203	4516	27268	9983	--	17285	27268
2.	1989-90	10674	11797	1210	203	4807	28691	10191	--	18500	28691
3.	1990-91	7549	8308	978	97	2431	19453	8854	--	10599	19453
4.	1991-92	8801	8515	622	38	--	17976	8354	--	9622	17976
5.	1992-93	8246	8090	616	36	--	16988	7834	--	9154	16988

2. REPORT OF ALLOWANCNER UNDER UNEMPLOYMENT ALLOWANCE SCHEME

S1. No.	YEAR	FIXED TARGET	No. OF RECEIVED APPLICATIONS	No. OF ACCEPTED APPLICATIONS
1.	1989-90	6733	3968	--
2.	1990-91	6733	4113	1558
3.	1991-92	6733	4113	2538
4.	1992-93	6733	5843	2968

3. REPORT UNDER THE UNEMPLOYMENT ALLOWANCE SCHEME

S1. No.	NAME OF BLOCK /MUNICIPALITY	FIXED TARGET	No.OF RECEIVED APPLICATIONS	No. OF ACCEPT APPLICATIONS
1.	S.D.O OFFICE, KHAGARIA	900	256	165
2.	KHAGARIA	900	1363	426
3.	ALAULI	900	563	403
4.	CHAUTHAM	900	1353	357
5.	GOGRI NOTIFIED AREA, GOGRI	1333	1630	938
6.	PARBATTA	900	676	312
7.	BELDAUR	900	--	367
TOTAL		6733	5843	2968

4. REPORT OF UNORGANISED LABOUR ACCIDENT GRANT SCHEME

S1. No.	YEAR	TOTAL NO. OF FILED CASES	NO. OF ACCEPTED CASES	TOTAL NO.OF PAYMENT CASES
1.	1988-89	--	--	--
2.	1989-90	--	--	--
3.	1990-91	18	4	4
4.	1991-92	45	19	19
5.	1992-93	35	11	11
TOTAL		98	34	34

5. YEARWISE DATA UNDER HUT INSURANCE SCHEME

S1. No.	YEAR	No. OF CLAIM RECEIVED UNDER HUT INS.SCHEME	TOTAL NO.OF CLAIMS DISPOSED
1.	1988-89	550	421
2.	1989-90	541	541
3.	1990-91	260	260
4.	1991-92	944	868
5.	1992-93	2273	1634

6. REPORT UNDER HUT INSURANCE SCHEME, MARCH 1993

Sl. No.	CIRCLE NAME	TOTAL NO. OF FILED CASES UNDER SCHMS.	No. OF DISPOSED CASES BY NOTI-FIED OFFICER.	No. OF CASES PENDING AT NOTI.OFFICER	No. OF CASES DISPOSED BY INS.COMPANY	No. OF CASES PENDING AT INS.COMPANY	PAYMENT MADE BY INS.COMPANY	
							FOR HUT	FOR OTHERS ASSETS
1.	KHAGARIA	363	363	----	214	72	171200.00	97400.00
2.	CHAUTHAM	276	276	----	115	19	114800.00	48700.00
3.	ALAULI	324	324	----	315	—	324250.00	108730.00
4.	BELDAUR	710	710	----	634	25	588000.00	312000.00
5.	PARBATT	491	491	----	258	150	208400.00	134900.00
6.	GOGRI	109	109	----	98	—	89400.00	23500.00
TOTAL :-		2273	2273	----	1634	266	1496050.00	725230.00

7. DESCRIPTION OF BONDED LABOUR IDENTIFIED AND RELEASED IN LAST FIVE YEARS FROM 1988 TO 1992-93

Sl. No.	CIRCLE NAME	TOTAL NO. OF FILED CASES :			No. OF IDENTIFIED BONDED LABOUR :			No. OF REHABI. LABOUR :		TOTAL EXPENSE
		Last Year	Curr. Year	TOTAL	Last Year	Curr. Year	TOTAL	Partially	Fully	
1.	KHAGARIA	90	NIL	90	90	NIL	90	27	61	583213.49
2.	ALAULI	45	NIL	45	43	NIL	43	—	43	313701.23
3.	CHAUTHAM	86	NIL	86	86	NIL	86	—	86	449933.00
4.	GOGRI	94	NIL	94	94	NIL	94	—	92	582448.51
5.	BELDAUR	24	NIL	24	24	NIL	24	8	16	125899.00
6.	PARBATT	257	NIL	257	257	NIL	257	144	113	1316698.28
TOTAL :-		596	NIL	596	596	NIL	594	179	411	3371893.51

SOURCE : SOCIAL SECURITY, KHAGARIA

14. REVENUE DEPARTMENT

1. MONTHLY PROGRESS REPORT UPTO MARCH 1993 OF SAIRAT DEMAND AND RECOVERY

(A)

Sl. No.	CIRCLE NAME	NO. OF BECOMING BANDOFAST SAIRAT			NO. OF BANDOFAST SAIRAT		NO. OF WITHOUT BANDOFAST SAIRAT	
		1-4	1-10	TOTAL	1-4	1-10	1-4	1-10
1.	KHAGARIA	—	10	10	—	5	—	1
2.	ALAULI	1	20	21	1	7	—	—
3.	CHAUTHAM	1	15	16	—	15	1	—
4.	GOGRI	8	1	9	6	1	—	—
5.	PARBATT	1	—	1	—	—	1	—
6.	BELDAUR	2	5	7	2	2	—	3
TOTAL :-		13	51	54	9	30	2	4

(B)

NO.	CIRCLE	DEMAND			RECOVERY		
		DUES	HAL	TOTAL	DUES	HAL	TOTAL
1.	KHAGARIA	401924.00	10520.00	412444.00	92730.00	3448.00	96178.00
2.	ALAUJI	373855.50	47986.00	421841.50	38957.50	28086.00	67043.50
3.	CHAUTHAM	430196.86	168162.00	598358.86	59650.00	10645.00	70295.00
4.	GOGRI	351543.61	56150.00	407693.61	4924.00	48451.00	53375.00
5.	PAREATTA	163270.00	19051.00	182321.00	—	19051.00	19051.00
6.	BELDAUR	588169.70	12945.00	601114.70	11505.00	8836.00	20341.00
TOTAL		2308959.67	314814.00	2623773.67	207766.50	118517.00	326283.50

(C)

1.	TOTAL RECOVERY	:-	326283.50
2.	UNDER DISCOUNT CLAIM	:-	852755.00
3.	UNDER CERTIFICATE MATTER	:-	155603.00
4.	PENDING BY HIGH COURT	:-	608718.00
5.	UNDER PARTIAL	:-	63570.00
6.	FOR RECOVERY	:-	616844.17
TOTAL		:	2623773.67

## 2. REPORT RELATED TO LAND RENT DEMAND AND COLLECTION

DESCRIPTION	YEAR	RENT	CESS	EDUCATION CESS	HEALTH CESS	AGRICULTURE CESS	OTHERS	TOTAL
<b>A. DEMAND</b>								
(i) BALANCE	1989-90	265671.4	179504.12	268734.08	319701.14	66796.14	----	1100406.95
	1990-91	346852.77	23442.72	358005.81	406985.98	95492.33	1005.74	1442785.33
	1991-92	254510.33	944115.64	-----	-----	-----	2011.48	1170637.47
	1992-93	168788.58	219843.63	304548.59	342029.93	84712.09	1771.50	1121694.32
(ii) HAAL	1989-90	523777.92	171326.64	325957.03	325957.03	108770.47	1005.74	1456794.83
	1990-91	523777.92	171326.64	325957.03	325957.03	108770.47	1005.74	1456794.83
	1991-92	523777.92	932011.17	----	-----	-----	1005.74	1456794.83
	1992-93	523777.92	171326.64	325957.03	325957.05	108770.47	1005.74	1456794.83
<b>B. COLLECTION</b>								
(i) BALANCE	1989-90	75808.46	39423.87	78466.18	91253.39	24534.42	----	309486.32
	1990-91	254392.35	78940.94	167570.58	165187.32	54012.25	----	720103.44
	1991-92	156471.59	334774.33	-----	-----	---	1245.72	492491.64
	1992-93	176657.12	104572.10	165373.83	176352.34	63447.60	1771.50	686403.01
(ii) HAAL	1989-90	366788.16	76964.17	158219.12	147418.80	55539.66	----	804930.11
	1990-91	391727.99	113633.47	213563.30	217394.71	72519.80	----	1008839.27
	1991-92	425028.10	590218.24	-----	-----	---	-----	1013246.34
	1992-93	461426.51	118757.89	240865.25	244865.71	81169.72	1005.74	1147085.08

No.	PARTICULARS	89-90	90-91	91-92	92-93
1.	TOTAL DEMAND	2557201.78	2899580.18	2627432.50	2578489.15
2.	TOTAL COLLECTION	1114416.43	1728942.71	1505737.98	1833488.09

SOURCE :- A. D. M. OFFICE, KHAGARIA

### 3. AGRICULTURE PRODUCTION MARKETING BOARD, KHAGARIA.

S1.No.	ASSESSMENT YEAR	INCOME	EXPENCES
1.	1987-88	1203968.57	958112.12
2.	1988-89	1377881.17	1442848.55
3.	1989-90	1626610.50	1088294.55
4.	1990-91	1527983.89	1967685.80
5.	1991-92	1260841.23	1334248.96

Source : Agriculture Production Marketing Committee ,KHAGARIA.

### 4. NATIONAL SAVING SCHEME

No.	ASSESSMENT YEAR	GROSS COLLECTION	NET COLLECTION
1.	1989-90	63702985	19717361
2.	1990-91	82434000	31368000
3.	1991-92	65225000	16516000
4.	1992-93 (Up to Dec 92)	32315300	4429500
5.	1993-94	58321500	6883000

### 4A. PROGRESS REPORT OF JAN.1993

FOR YEAR	TARGET for current month	In Current month	RECOVERY		PERCENTAGE	
			Last month	TOTAL	Against monthly Target	Against yearly Target
6 CRORE	5.28 CRORE	1025000	44295000	5454000	10 %	9 %

Source : National Savings, BEGUSARAI, Incharge KHAGARIA.

### 5. MINING

No.	YEAR	No. OF BRICKS FURNACE	No. OF PAID BRICKS FURNACE	WITHOUT PAID	TARGET ( In Lakh )	RECOVERY
1.	1989-90	20	43	7	8.48	4.42
2.	1990-91	59	54	5	11.28	6.65
3.	1991-92	48	32	16	12.49	3.84

SOURCE :- ASST. MINING OFFICER, BEGUSARAI CUM KHAGARIA

6. OFFICE OF LEGAL MEASUREMENT SCIENCE

No.	PARTICULARS	1988-89	89-90	90-91	91-92	92-93
1.	FEE COLLECTION AMOUNT					
(i)	FROM ATTESTED	46506.50	43245.00	46495.50	47582.50	70622.25
(ii)	FROM ADDITIONAL	15872.75	10279.00	9630.25	9630.25	17157.25
(iii)	FROM REGISTRATION	7157.00	3725.00	2095.00	1025.00	1600.00
(iv)	FROM BRIGRADE	9475.00	33481.00	13675.00	1375.00	2000.00
(v)	REG. INAUGARATION NO	19.00	---	---	---	---
(vi)	EXTRA FEE	---	---	5.00	---	---
	TOTAL	79030.25	90730.00	71900.75	59612.75	91379.50
2.	NO OF PROPOSED PROSECUTION	202	205	57	44	106
3.	NO OF FINALISED PROSECUTION	87	59	12	4	7
4.	NO OF PENDING PROSECUTION	115	146	45	40	99

Source : Inspector, legal measurement science, KHAGARIA

7. EXCISE AND NARCOTICS DEPARTMENTS

No.	DISCRIPTION	1987-88	1988-89	1989-90	1990-91	1991-92	<del>1992-93</del>
1.	No. OF LICENCED SHOPS:-						
(1)	COUNTRY WINE (C.W.)	16	16	16	16	16	--
(2)	FOREIGN WINE	6	6	6	6	6	--
(3)	MASHALEDAR C.W.	6	6	6	6	6	--
(4)	BHANG	2	2	2	2	--	--
(5)	TAARI	43	43	43	43	--	--
(6)	OTHERS	--	--	--	--	--	--
2.	CONSUMPTIONS OF CUSTOMER (P)						
(1)	COUNTRY WINE	52,545.7	57,566.8	59,497.3	65,666.0	74,747.0	--
(2)	FOREIGN WINE (F.W)	--	9985.450	5909.232	6006.411	7862.115	--
	BEER	--	5215.200BL	5639.40BL	4032.600BL	2714.400BL	--
(3)	MASHALEDAR C.W.	--	5215.36	5493.4	10,101.5	11,890.28	--
(4)	BHANG	--	--	--	--	--	--
(5)	OTHERS	--	--	--	--	--	--
3.	COLLECTED REVENUE (IN THOUSAND S.) :-						
(1)	FROM COUNTRY WINE	--	14,39,225	14,87,432.50	16,41,650	27,32,187	32,79,877
(2)	" FOREIGN WINE	--	4,49,345	3,10,915.00	2,70,288	2,06,273	2,05,261
(3)	" TAARI	--	1,38,154	1,40,110.00	1,11,562	--	8,990
(4)	" VARIOUS SOURCES	--	--	--	--	--	--
(5)	" MASALENDAR C.W.	--	1,30,364	1,37,335.00	2,52,537	4,11,992	5,35,214
(6)	" M & T.P.	--	--	--	--	--	--
(7)	" VARIOUS C.W.	--	--	--	--	92,438	1,38,134
(8)	" LEVI	--	--	--	--	--	--
	TOTAL COLLECTED REVENUE		21,57,108	20,75,792.50	22,76,037	34,42,890	41,67,476

SOURCE :- EXCISE SUPRENTENDENT OFFICE, KHAGARIA.

8. OFFICE OF THE COMMERCIAL TAXES - KHAGARIA DIVISION. (Rs. in Lakhs)

No.	DISCRIPTION	87-88	88-89	89-90	90-91	91-92	92-93
1.	RECOVERY OF SALE TAXES	70.38	72.14	71.27	79.60	72.32	
2.	RECOVERY OF CENTRAL SALE TAXES	2.75	5.46	8.17	4.81	5.89	
3.	RECOVERY OF ELECTRIC CHARGE	0.21	0.34	2.95	13.33	0.26	
4.	RECOVERY OF MOTER TAXES	---	---	---	---	---	
5.	RECOVERY OF ENTERTAINMENT TAXES	8.07	8.50	8.93	10.34	10.43	
6.	No. OF ENTERTAINMENT TAXES PAYEE	5	5	5	7	7	
7.	No. OF BUSINESS MEN REGISTERED TO SALES TAXES	345	379	404	436	470	
8.	OTHERS	---	---	---	---	---	

Source :- ASSISTANT COMMISSIONER, COMMERCIAL TAXES DEPARTMENT, KHAGARIA.

9. REGISTRATION DEPARTMENT

No.	DESCRIPTION	1987-88	88-89	89-90	90-91	91-92	92-93
1.	No. OF REGISTRATION OFFICE	2	2	2	2	2	2
2.	TOTAL STRENGTH OF EMPLOYEE						
	SENIOR CATEGORIE	1	1	1	1	1	1
	PERMANENT	8	8	8	8	8	8
	TEMPORARY	14	14	14	14	14	14
	IV GRADE	4	4	4	4	4	4
	EXTRA CLERK	11	11	11	11	11	11
3.	No. OF WORKING EMPLOYEE						
	SENIOR CATEGORIE	1	1	1	1	1	1
	PERMANENT	4	4	4	4	4	4
	TEMPORARY	14	14	14	13	15	15
	IV GRADE	4	4	4	4	3	3
	EXTRA CLERK	11	11	11	11	11	11
4.	NO. OF VACANT POST						
	SENIOR CATEGORIE	---	---	---	---	---	---
	PERMANENT	4	4	4	4	4	4
	TEMPORARY	---	---	---	---	---	---
	IV GRADE	---	---	---	---	1	1
	EXTRA CLERK	---	---	---	---	---	---
5.	NO. OF PRODUCE RECORD	12484	12512	14009	16017	12677	17980
6.	NO. OF REGISTRED REC.						
	CHAL PROPERTIES	44	30	41	23	28	38
	ACHAL PROPERTIES	12022	12072	13507	15151	10455	17738
	VASIATNAMA	21	13	25	13	14	19
7.	VALUE OF REST. PRO. (ACHAL PROPERTIES)	69257202	82887330	137041524.45	114711837.75	93981337.00	160925966.00
8.	FEES						
	ACHAL PROPERTIES	4663621.35	5700645.65	7407397.15	9942392.75	13169307.80	23640013.55
	CHAL PROPERTIES	1228.25	739.75	1038.50	1478.50	3724.00	5107.50
	VASIATNAMA	1043.50	677.00	1615.50	1022.00	3078.00	4322.00
	TOTAL	4665893.10	5702062.40	7410051.15	9944899.75	13176109.80	23649443.05

Source : DISTRICT SUB REGISTRAR KHAGARIA.



15. MUNISPALITY & NOTIFIED AREA COMMITTEE

1. FROM 1938 TO 1992

No.	PARTICULARS	KHAG. MUNISPALITY	GUGRI N A C
1.	AREA (Sq. KM)	6.5	9.49
2.	POPULATION (1991)	34180	25050
3.	No. OF WARDS	13	17
4.	No. OF WARD COMMISSIONER & COUNCILOR	16	SUSPENDED
5.	LAST ELECTION (DATE)	17/1/93	1987
6.	ROAD LENGTH (KM)		
	(a) PAKKA	10	3.5
	(b) KHARANJA	5	10
	(c) CEMENT	---	---
	(d) KACHHI	10	35
7.	DRAINAGE LENGTH (KM)		
	(a) PAKKA	10	1
	(b) KACHHA	5	---
8.	No. OF PUBLIC LATRINE	3	1
9.	SERVISING PRIVATE LATRINE	250	713
10.	CONVERTED TO SULABH CHAUCHALAYA	---	---
11.	SEPTIC TANK (No)	---	---
12.	WORKING PUBLIC WELL & HAND PUMP		
	(a) WELL	10	20
	(b) HAND PUMP	200	14
13.	No OF WORKING TUBEWELL	60	---
14.	No OF BULB FIXING AT STREAT POL	400	---
15.	No OF TUBE LIGHT	---	---
16.	No OF SODIUM VAPOUR LAMP	85	---
17.	No OF HOUSE HOLD	5300	11 A
18.	No OF RICKSHAW	1500	200
19.	No OF MARKET	2	4
20.	LARGE COMMERCIAL MILL		
	(a) ICE MILL	2	---
	(b) PULSE MILL	1	---
21.	No OF CINEMA HALL	4	1 BIG & 2 VEDIO
22.	PLAY GROUND (STADIUM)	---	B.I.L.S. GROUND
23.	TOWN HALL	---	---
24.	No OF WORKING EMPLOYEE	150	---

Source : KHAGARIA MUNISPALITY & GUGRI N A C

16. DETAILS OF PROPERTY UNDER KHAGARIA DISTRICT BOARD

INSPECTION BUNGLOW

1. KHAGARIA
2. GUGRI

DESPENSERY

1. KHAGARIA BLOCK - YUNANI DISPENSARY, MADAR
2. " " - HOMEOPATHIC DISPENSARY, RAJNAGAR
3. ALAULI BLOCK - ARYUVEDIC DISPENSARY, SUMBHA
4. PARBATTI " " - " " NAYA GAON

## GHAT

1. KHAGARIA BLOCK - KHAGARIA GHAT (GANDAK)
2. " " - MATIHANI GHAT
3. " " - SONMANKHI GHAT
4. " " - BERSHANI GHAT
5. " " - CHATAK ARGALLA GHAT
6. CHAUTHAM " - BADLA DHAMAHRA GHAT (KOSHI)
7. " " - KHUTIYA TOKA RAMPUR GHAT ( BANDOASTI BY MUNGE)
8. " " - KHUTIYA GHAT KILGARAI
9. KHAGARIA " - SONMANKHI GHAT KILGARAI

## ARGALLA

1. KHAGARIA BLOCK - BELA SIMRI PHATAK
2. CHAUTHAM BLOCK - BALHA PHATAK
3. BELDAUR BLOCK - CHODHA PHATAK
4. CHAUTHAM " - SARAIYA PHATAK
5. GOGRI " - MAHESHKHUT PHATAK
6. PARBATA " - TEMTHA PHATAK
7. "" " - PASRANA PHATAK
8. GOGRI " - GOGRI PHATAK

## BATTI OR MARKET

1. MANSI BALHA ROAD - RETAIL BATTI COLLECTION AT 1st MILE.

## LAND BANDOASTI

1. LAND BANDOASTI AT 1st MILE AT MANSI BALHA ROAD

## WATER TAX

1. WATER TAX BANDOASTI IN BAGHAUTA TO SONIHAR ROAD
2. WATER TAX BANDOASTI IN MANSI - BALHA ROAD AT 1 TO 6 MILE.

## FRUIT TAX AND GRASS

1. LAND & FRUIT TAX BANDOASTI AT GOGRI DAK BUNGLOW
2. BANDOASTI OF FRUIT TAX AT KHAGARIA DAK BUNGLOW
3. FRUIT TAX AND GRASS, MAHUA ,SEMAL FLOWER AT MANSI BALHA ROAD.

Source : Sec. Dist. Board, KHAGARIA

## 17. DISTRICT RURAL DEVELOPMENT AGENCY

### A. RURAL DEVELOPMENT PROGRAMME

#### 1. AVAILABLE AMOUNT ALLOTMENT POSITION

No.	ASSESSMENT YEAR	BALANCE AMOUNT OF LAST YEAR	ALLOTMENT RECEIVED CENTRE+STATE+MISC	TOTAL AMOUNT AVAILABLE	TOTAL AMOUNT EXPENCES	BALANCE AMOUNT
1.	1988-89	19.03	83.89	102.92	89.40	13.52
2.	1989-90	13.52	95.13	108.65	102.78	5.87
3.	1990-91	5.87	102.57	108.44	95.59	12.85
4.	1991-92	12.85	---	---	---	---
5.	1992-93	19.33	79.17	99.10	81.08	18.02

**2. NO OF BENIFITD FAMILY UNDER INTEGRATED RURAL DEVELOPMENT PROGRAMME**

No.	ASSESSMENT YEAR	GROSS TARGET	TOTAL NO OF BENI-FITD FAMILY	NO OF SC FAMILY	NO OF ST. FAMILY	EXPENCES COLUMN	PERCENTAGE OF FOUR (4)
1.	1988-89	NEW- 2234 OLD- 1231 920	3282	1361	--	1921	146.91
2.	1989-90	NEW- 4207	3725	1290	--	598	74.37
3.	1990-91	NEW- 3600	3821	1329	--	2435	88.54
4.	1991-92	NEW- 3246	3310	1398	--	2492	106.13
5.	1992-93	NEW- 2702	2760	814	--	1902	101.97
						1946	102.14

**3. GROSS TARGET AND PROGRESS UNDER TRYSEM**

No.	ASSESSMENT YEAR	TRAINING OF YOUNG PERSON TARGET	ACHIEVEMENT	NO. OF SELF EMPLOYMENT GAINS YOUNGS
1.	1989-90	--	6201	--
2.	1990-91	1000	357	11
3.	1991-92	480	768	30
4.	1992-93	480	580	--

Source : DISTRICT INTEGRATED RURAL DEVELOPMENT, KHAGARIA.

**B. JAWAHAR ROJGAR YOJNA**

**1. AVAILABLE AMOUNT AND EXPENCES POSITION(In Lakhs)**

S1. No.	ASSESSMENT YEAR	BALANE OF LAST YEAR	ALLOTMENT RECEIVED IN YEAR	TOTAL ACHIE VEMENT	EXPENSE	BALANCE	% OF EXPENSE
1.	1989-90	89.08	366.02	455.10	255.91	199.19	56.23%
2.	1990-91	199.19	508.85	708.04	683.13	24.91	96.48%
3.	1991-92	24.91	337.54	362.45	308.99	53.46	85.25%
4.	1992-93	53.46	241.10	294.56	248.23	46.33	84.27%

**2. MANDAYS UNDER JWAHAR ROJGAR YOJNA (IN LAKHS)**

S1. No.	ASSESSMENT YEAR	TARGET	ACIEVEMENT OF TOTAL	SC	ST	OTHERS	PERCENTAGE OF ACHIEVEMENT
1.	1989-90	8.85	7.18	4.17	--	3.01	81.12%
2.	1990-91	8.33	13.39	6.99	-	6.40	160.74%
3.	1991-92	7.53	6.06	2.74	--	3.32	80.47%
4.	1992-93	7.34	4.57	2.05	--	2.52	62.26%

### 3. PHYSICAL AND FINANCIAL ACHIEVEMENT OF INDIRA AWASH

No.	ASSESSMENT YEAR	TARGET NO. OF FAMILY	ALLOTTED AMOUNT (Lakhs)	ACHIEVEMENT	
				NO. OF FAMILY	TOTAL AMOUNT EXPENDED (LAKHS)
1.	1989-90	188	27.69	310	38.20
2.	1990-91	227	15.22	210	22.61
3.	1991-92	120	15.24	105	18.95
4.	1992-93	117	15.24	122	22.71

### C. BIOGAS PLANT AND CONSTRUCTION OF DEVELOPED STOVE

No.	YEAR	CONSTRUCTION OF BIOGAS PLANT		CONSTRUCTION OF DEVELOPED STOVE	
		TARGET	ACHIEVEMENT	TARGET	ACHIEVEMENT
1.	1988-89	75	132	2900	2752
2.	1989-90	80	71	1000	768
3.	1990-91	85	52	1000	845
4.	1991-92	50	17	500	---
5.	1992-93	20	14	---	---

SOURCE:- DISTRICT RURAL DEVELOPMENT OFFICE. KHAGARIA .

### D. PANCHAYATI RAJ

No.	BLOCK NAME	NO. OF VILLAGES	NO. OF GRAM PANCHAYAT	NO. OF PANCH AYAT SEVAK	NO. OF HALKA'S	NO. OF PANCH AYAT BUILDING	NO. OF COMM-UNITY HALL
1.	KHAGARIA	51	24	21	10	18	6
2.	ALAULI	44 <sup>45</sup>	31	24	12	25	26
3.	CHOUTHAM	45 <sup>41</sup>	21	17	8	14	11
4.	BELDAUR	41 <sup>29</sup>	19	15	8	17	21
5.	GOGRI	69 <sup>71</sup>	35	30	13	26	27
6.	PARBATA	29 <sup>21</sup>	24	20	10	20	13
	TOTAL	306	154	127	61	120	114

SOURCE:- DISTRICT PANCHAYATI RAJ OFFICERS, KHAGARIA.

## 18. BANKING STATISTICS

### A. BANKING PROFILE OF KHAGARIA

1. POPULATION AS PER 1991 CENSUS	986731
2. LEAD BANK	UNITED COMMERCIAL BANK

3. BRANCH NETWORK (MARCH 1992)

No.	BANK GROUP	TOTAL BRANCH
1.	COMMERCIAL BANKS	19
2.	REGIONAL RURAL BANK	27
3.	CO-OP./ LDBS	57

4. BUSINESS GROWTH OF ALL SCHEDULED COMMERCIAL BANKS INCLUDING RRBS(In Lakhs)

No.	PERIOD	DEPOSITS	CREDITS	CD RATIO
1.	MARCH 1990	3529	2229	63
2.	MARCH 1991	4306	2260	52
3.	MARCH 1992	4981	2604	52

5. ACHIEVEMENT UNDER ANNUAL ACTION PLANS (Rs In Lakhs)

No.	SECTORS	1989-90		1990-91		1991-92		1992-93	
		TAR.	ACHI.	TAR.	ACHI.	TAR.	ACHI.	TAR.	ACHI.
1.	AGRI.	923	396	852	303	942	326	720	--
2.	SSI	79	45	94	24	37	24	45	--
3.	OPS	125	91	114	59	64	53	90	--
T O T A L		1127	532	1060	386	1043	403	855	--

6. CREDIT DEPOSIT RATIO OF MAJOR COMMERCIAL BANKS(MARCH 1992) (Rs in Lakhs)

No.	NAME OF THE BANK	DEPOSIT	CREDIT	CD RATIO
1.	STATE BANK OF INDIA	2467	941	38
2.	BANK OF INDIA	--	--	--
3.	PUNJAB NATIONAL BANK	358	168	47
4.	UCO BANK	--	--	--
5.	ALLAHABAD BANK	296	206	70
6.	BANK OF BARODA	136	120	88
7.	CANARA BANK	--	--	--
8.	UNITED BANK	--	--	--
9.	UNION BANK	891	349	40

7. PROJECTIONS UNDER PLPs OF NABARD (Rs In Lakhs)

No.	YEARS	FARM SECTOR	NON FARM SECTOR	TOTAL
1.	1992-93	347	102	449
2.	1993-94	801	113	914
3.	1994-95	882	124	1006
4.	1995-96	968	136	1104
5.	1996-97	1066	50	1216

8. MAJOR ECONOMIC ACTIVITIES IDENTIFIED

: CROP PRODUCTION, MINOR IRRIGATION BANANA, BETELVINE, DAIRY, RURAL GODOWN, SERICULTURE, FARM MACHINERY

**B. DETAILS OF BANKS**

Sl. No.	BLOCK NAME	SBI	UCO	UBI	BOB	AB	CBI	RURAL	TOTAL
1.	KHAGARIA	4	3	-	-	-	1	6	14
2.	ALLAULI	-	-	-	1	-	-	5	6
3.	CHOUTHAM	-	-	1	-	-	-	6	7
4.	GOGRI	2	-	2	1	-	-	4	9
5.	BELDAUR	-	-	1	-	-	-	3	4
6.	PARBATTI	-	-	1	-	2	-	4	7
T O T A L		6	3	5	2	2	1	28	47

**C. CENTRAL CO-OPERATIVE BANK (UP TO 30TH JUNE)**

No.	DESCRIPTION	1985	1986	1987	1988	1989	1990	1991	1992	1993
1.	HISSA PUNJI COMMITTEE	8.95	10.26	11.55	74.34	85.73	88.09	90.46	94.54	100.94
2.	HISSA PUNJI SARKAR	8.12	18.12	30.12	133.12	113.12	113.12	113.12	113.12	113.12
3.	No. OF MEMBERS	255	246	249	252	259	261	261	261	271
4.	No. OF BRANCHES	3	3	4	7	8	8	6	6	6
5.	No. OF WORKERS	22	22	22	22	22	22	22	22	22
6.	DEPOSIT AMOUNT	45.77	57.56	69.19	107.20	74.58	77.75	100.70	156.03	154.47
7.	ADVANCE AMOUNT	119.68	126.23	139.58	696.95	707.84	863.01	731.50	861.21	1053.10
8.	RECOVERY	39.31	100.89	86.57	188.95	203.36	3.96	202.81	10.93	183.02
9.	TOTAL INCOME	21.30	22.26	23.18	57.84	95.57	175.81	176.97	157.70	217.63
10.	TOTAL EXPENDITURE	21.28	20.03	21.27	55.19	90.96	138.09	168.90	193.47	202.41
11.	PROFIT/LOSS	+0.02	+2.22	+0.91	+2.65	+5.01	+37.72	+8.07	-388.77	+15.22
12.	WORKING AMOUNT	140.20	172.75	232.71	785.38	854.97	937.31	771.91	1159.20	1279.78

19. DEPARTMENT OF CO-OPERATIVE

1. DETAILS OF CO-OPERATIVE SOCIETIES IN KHAGARIA.

Sl. No.	TYPE OF CO-OPERATIVE SOCIETY	1987-88			1988-89			1989-90			1990-91			1991-92		
		No. of Society	No. of Member	Share Capital	No. of Society	No. of Member	Share Capital	No. of Society	No. of Member	Share Capital	No. of Society	No. of Member	Share Capital	No. of Society	No. of Member	Share Capital
1.	Central Co-operative Consumer Store	1	161	129000	1	161	129000	1	161	179000	1	161	179000	1	163	179050
2.	Primary Agr. Credit Co-operative Society	75	56599	9610535	90	65939	10852400	90	69764	123887144	90	81204	13587210	90	89110	13795110
3.	Primary Teachers Credit Co-operative Society	13	273	27300	17	467	46700	17	467	55570	17	467	65680	17	467	65680
4.	Others Primary Credit Co-operative Society	4	155	15500	5	207	28960	5	207	28960	5	207	28960	5	207	28960
5.	Primary Co-operative Upbhokta Bhandar	19	630	6480	22	685	7030	22	685	7030	22	685	7030	22	685	7030
6.	Weaver Credit Society	7	679	6790	7	679	6790	7	679	6790	7	679	6790	7	679	6790
7.	Marketing	6	2409	450450	6	2421	450450	6	2419	450565	6	2446	453175	6	2426	452465
8.	Industrial Credit Society	59	885	8850	59	885	8850	59	885	8850	59	885	8850	59	885	8850
9.	Fisher Man Credit Society	7	3750	73322	7	8873	74552	7	8938	75052	7	10269	88302	7	10269	88302
10.	Labour Credit Society	104	5203	52030	105	5253	52530	105	5253	52530	105	5253	52530	105	5253	52530
11.	Other Type Society	190	1895	18950	195	1995	19950	208	2195	21950	209	2215	21150	209	2215	22150

2. CO-OPERATIVE LOAN

No.	DESCRIPTION	1987-88	1988-89	1989-90	1990-91	1991-92
1.	SHORT AND MEDIUM TERM LOAN	692.51	822.70	833.76	829.80	839.14
2.	DEMAND OF CO-OPERATIVE LOAN	692.51	822.70	833.76	829.80	839.14
3.	RECOVERY OF CO-OPERATIVE LOAN	184.60	203.38	3.96	203.10	51.23
4.	PERCENTAGE OF RECOVERY	27%	24%	0.05	24%	6.20

SOURCE:- DIST.CO-OPERATIVE OFFICE, KHAGARIA

## 20. INDUSTRY DEPARTMENT

### 1. DETAILS OF INDUSTRY( TILL 31-12-88 )

Sl.No.	PARTICULARS	UNITS
1.	INDUSTRY BASED ON AGRICULTURE AND FOOD	59
2.	INDUSTRY BASED ON FOREST	126
3.	INDUSTRY BASED ON CHEMICALS	9
4.	INDUSTRY BASED ON ENGINEERING	8
5.	INDUSTRY BASED ON VASTRA SHILPA	58
6.	INDUSTRY BASED ON BUILDINGS	40
7.	INDUSTRY BASED ON ANIMALS	44
8.	OTHER INDUSTRY	60

### 2. PROGRESS REPORT OF DISTRICT INDUSTRY CENTRE (PERMANANT REGISTRATION)

Sl.No.	YEAR	TARGET	ACHIEVEMENT
1.	1988-89	160	160
2.	1989-90	160	160
3.	1990-91	160	229
4.	1991-92	235	205

### 3. FINANCIAL HELPS TO THE FAMILY OF SHEDULE CASTE

No.	YEAR	TARGET	BENEFITTED FAMILY
1.	1988-89	50	50
2.	1989-90	50	50
3.	1990-91	50	50
4.	1991-92	50	50

NOTE : For egg production insects protected by department.  
And distributed among schedule caste free of cost.  
Insects protection centre is working at Parbatta.

### 4. PROGRESS REPORT OF SELF-EMPLOYMENT SCHEME

Sl. No.	YEAR	TARGET	APPLN. SEND TO BANK			ACCEPTED APPLICATION			DISTRIBUTED APPLICATION		
			GENERAL	SC	TOTAL	GENERAL	SC	TOTAL	GENERAL	SC	TOTAL
1.	1988-89	300	234	89	323	186	53	239	122	20	142
2.	1989-90	150	113	21	134	90	7	97	67	3	70
3.	1990-91	130	125	38	163	80	25	105	46	15	61
4.	1991-92	130	123	38	161	82	14	96	64	1	65

SOURCE :- DISTRICT INDUSTRIES CENTRE, KHAGARIA



D-8335

**21. OFFICE OF THE LABOUR DEPARTMENT (AGR. LABOUR)**

**A. GENERAL DETAILS**

SI. No.	PARTICULARS	1989		1990		1991		1992		1993	
		AGRI AREA	OTHER INST	AGRI AREA	OTHER INST	AGRI AREA	OTHER INST	AGRI AREA	OTHER INST	AGRI AREA	OTHER INST
<b>(A) AGRICULTURAL AREA</b>											
1.	INST. FORMED IN THE YEAR	3530	285	3056	180	2796	194	4370	227	1211	84
2.	No. OF LABOURS IN THE FORMED INSTITUTION IN THE YEAR	5682	4695	4126	210	4080	300	6656	1165	2156	685
<b>(B) NEGLIGENCE</b>											
1.	RECEIVED IN YEAR	220	122	206	47	201	23	252	34	78	7
2.	SUPPLIED IN YEAR	229	130	189	63	216	23	261	41	74	6
3.	AMT. PAID TO LABOUR, IN CASH	8127	6372	9240	5196	11505	2608	8772	11815	5178	544
	GRAINS (In Kg)	2270	---	2171	---	2091	---	2753	---	970	---
<b>(C) COMPLAINT LETTER</b>											
1.	No OF RECED. COMP. LETTERS	50	31	51	14	44	15	75	14	26	13
2.	No OF SOLVED COMP. LETTERS	46	20	46	15	45	19	60	16	27	15
3.	AMOUNT PAID TO THE LABOUR IN SOLVED COMP. LETTER (IN CASH)	625	734	2047	9964	8081	2192	11967	6487	6150	1990
	GRAINS, IN Kg -	170	-	70	340	300	-	30	-	-	-
4.	CLAIM IN WHICH ORDER TO PAY	22	7	14	1	47	2	71	-	36	-
5.	DIRECTIVE AMOUNT CASH IN Rs.	8079	19917.1	2270	1350	35847	-	30759	-	121673	-
	GRAINS IN Kg.	50	-	50	-	-	-	5151	-	-	-
<b>(D) PROSECUTION</b>											
1.	FILED PROSECUTION	-	-	-	-	-	-	-	-	-	-
2.	SOLVED PROSECUTION	-	-	-	-	-	-	-	-	-	-
3.	BENEFITTED LABOUR	295	81	249	79	308	44	352	57	137	21

**B. GENERAL SECTION**

No.	PARTICULARS	1989	1990	1991	1992	1993
<b>(A) WORK IN PROGRESS UNDER BIHAR SHOP AND INSTITUTION ACT 1953, SECTION 55</b>						
1.	APPLICATION RECEIVED FOR REGISTRATION	180	99	82	100	32
2.	APPLICATION FOR RENEUAL	896	782	718	1010	57
3.	APPLICATION PENDING FROM LAST YEAR	---	---	---	---	---
4.	APPLIUCATION SOLVED IN THE YEAR	896	782	718	1010	57
5.	INSTITUTION REGISTERED IN THE YEAR	180	99	82	100	32
6.	INSTITUTION RENUALISED IN THE YEAR	896	782	718	1010	57
7.	FEES RECEIVED FROM REGISTRATION (IN Rs.)	1501	1090	1012.50	1450.50	312
8.	FEES RECEIVED FROM RENUALISATION (IN Rs )	6726.50	7710.50	5011	8322	1253
9.	NO OF INSPECTORS	389	277	370	20	45
10.	NO OF FILED PROSECUTION	---	---	---	---	---
<b>(B) CONTRACT LABOUR ACT</b>						
1.	APPLICATION RECEIVED FOR REGISTRATION	47	35	26	20	2
2.	APPLICCATION FOR RENEUAL	39	59	40	50	19
3.	PENDING APPLICATION IN THE LAST OF YEAR	---	---	---	---	---
4.	FEES FROM REGISTRATION (IN Rs )	985	777.50	547.50	655	110
5.	FEES FROM RENUALISATION (IN Rs )	998.50	1824.25	1446.50	3122.50	1560
6.	NO OF INSPECTORS	---	---	---	---	---

Source : LABOUR SUPRINTENDENT , KHAGARIA.

22. POSTAL AND TELEGRAPH DEPARTMENT

1. INFORMATION ABOUT POST AND TELEGRAPHS IN KHAGARIA DIST.

No.	DISCRIPTION	1988-89	1989-90	1990-91	1991-92	1992-93
1.	No. OF POST OFFICES	125	125	129	131	132
2.	No. OF POST BOXES	229	229	234	237	240
3.	No. OF TELEGRAPH OFFICE.	08	08	07	07	07
4.	STRAIGHT LINE OF TELEPHONES(D.E.N.S)	--	47	56	67	62

SOURCE :- POSTAL SUPRINTENDENT OFFICE BEGUSARAI DIVISION, BEGUSARAI

23. TRANSPORT DEPARTMENT

1. INFORMATION OF REGISTERED VEHICLE

Sl. No.	YEAR	TRUCK	BUS	CAR/STATION VAGON	TAXI	JEEP	3 WHEELER (AUTO)	2 WHEELER	TRACTOR	TRELLOR	OTHERS	TOTAL	REMARKS
1.	1990-91	--	--	7	18	1	1	186	15	10	2	240	These vehicles are registered under the series ER-31, which series is allotted to this district
2.	1991-92	--	2	5	7	1	3	188	27	24	--	257	
3.	1992-93	2	--	5	2	2	6	108	32	23	5	185	
TOTAL		2	2	17	27	4	10	482	74	57	7	682	

2. REVENUE COLLECTION REPORT

No.	YEAR	TARGET	COLLECTION
1.	1990-91	----	2,45,552.73
2.	1991-92	10,00,000.00	5,64,473.02
3.	1992-93	15,00,000.00	15,85,920.07
4.	1993-94	20,00,000.00	18,08,263.02

SOURCE :- DIST. TRANSPORT OFFICER, KHAGARIA

24. PUBLIC RELATION DEPARTMENT

DESCRIPTION	1987-88	1988-89	1989-90	1990-91	1991-92	1992-93
No. OF EXHIBITED VILLAGES	4/60	5/70	6/45	7/50	8/40	--
No. OF ADVERTISING MESSAGES	80	115	110	101	115	--
No. OF CINEMAS SHOWN	18	12	--	--	--	--
No. OF PEOPLE BENEFITTED	700	7500	6000	5500	5000	--
ORGANISED CULTURAL PROGRAMMES	50	40	30	50	40	--

OTHERS :- (i) Distribution of posters and advertisement boolets in rular region.  
(ii) Distribution of T.V.:- at 23 places.  
(iii) No. of villagers in the fair - 10,000(Ten Thousand)  
(iv) Special condense advertising compaign - announcement(for 144)/family welfare compaign/announcement of the help for pregnants/arnouncement of safety for sarnarism/announcement of save oil/announcement regarding road safety.

urce : DISTRICT PUBLIC RELATION OFFICE, KHAGARIA.

25. FOREST DEPARTMENT

1. FORESTRY ACHIEVEMENTS                      DIVISION : KATHIKAR                      DISTRICT : KHAGARIA

No.	YEAR	No. OF PLANTED PLANT							TOTAL PLANTS
		ROAD SIDE	RIVER SIDE	RAILWAY SIDE	Govt./Co INDUSTRIAL LAND	TEMPLE OTHER	PROHIB. FORESTRY	SPL. PLN.	
1.	88-89	102500	--	373500	--	--	--	--	476000
2.	89-90	132000	158000	241000	--	--	--	--	531000
3.	90-91	25000	14900	141100	--	--	--	2700	183200
4.	91-92	--	--	--	--	--	--	1200	1200
5.	92-93	22080	24000	18600	--	4700	--	750	70130

(charvaha vidyalaya)

Source :- Forest Range Office, Khagaria.

26. EMPLOYMENT EXCHANGE

No.	DESCRIPTION	1988	1989	1990	1991	1992
1.	No. OF WORKING EXCHANGE - 1 (DIST. EMPLOYMENT EXCHANGE, KHAGARIA)					
2.	No. OF REGD. CANDIDATE ON CURRENT REGISTER					
	MALE :-	14240	18856	23393	25676	27232
	FEMALE :-	894	1322	1569	2401	2625
	TOTAL :-	15134	20178	23962	28077	29857
3.	No. OF NOTIFIED VACANT POST	300	138	38	16	--
4.	REPRESENTATION :-					
	MALE :-	690	5504	2270	1511	2736
	FEMALE :-	53	225	90	54	161
	TOTAL :-	743	5759	2360	1565	2897
5.	No. OF EMPLOYED CANDIDATE :-					
	MALE :-	152	--	83	--	4
	FEMALE :-	146	--	1	--	--
	TOTAL :-	298	--	84	--	4

Source :- Dist. Employment Exchange, Khagaria

## 27. SUPPLY DEPARTMENT

Sl. No.	NAME OF BLOCK	1988-89			1989-90			1990-91			1991-92			1992-93							
		GEN.	SC	CO-OP TOTAL	GEN.	SC	CO-OP TOTAL	GEN.	SC	CO-OP TOTAL	GEN.	SC	CO-OP TOTAL	GEN.	SC	CO-OP TOTAL					
1.	KHAGARIA	60	--	--	60	70	--	--	70	93	2	--	95	100	3	--	103	103	1	--	104
2.	KHAGARIA(URBAN)	30	--	2	32	35	2	--	37	42	--	--	42	51	1	--	52	--	--	--	--
3.	CHOUTHAM	50	1	--	51	56	1	1	58	63	--	--	63	74	2	--	76	--	--	--	--
4.	PARBATA	63	--	--	63	67	--	--	67	68	2	--	70	74	--	--	74	--	--	--	--
5.	BELDAUR	25	--	--	25	29	1	--	30	39	1	--	40	51	1	--	32	--	--	--	--
6.	GOGRI	62	--	--	62	65	1	--	66	68	1	--	69	79	1	--	80	--	--	--	--
7.	GOGRI(URBAN)	15	--	--	15	20	--	1	21	25	--	--	25	30	--	--	30	--	--	--	--
8.	ALLAULI	60	2	--	62	65	3	--	68	75	4	--	79	84	1	--	85	--	--	--	--

Source : DISTRICT SUPPLY OFFICE, KHAGARIA

## 28. DEPARTMENT OF ELECTRICITY

No.	DESCRIPTION	1988-89	1989-90	1990-91	1991-92	1992-93
A. 1.	L.T.LINE(KM)	537.70	506.00	480.70	450.50	450.50
2.a.	No OF SUB STN. 11/0.4 KV	247	297	337	357	358
b.	11 KV LINE(KM)	458	465.50	469.60	474.66	474.61
3.a.	33/11 KV SUB-STATION	2	3	3	3	3
b.	Do-(UNDER CONS.)	1				
4.	33 KV LINE (KM)	70.09	22	22	22	22
5.	No. OF ELECTRI-FICATED VILLAGES.	195	210	215	215	215
6.	Do - (SC)	49	55	62	62	62
7.	INDUS.ELECT.CON-NECTION (Regd)	600	695	769	809	820
8.	Agr.Elec. Conn. Private (Regd)	505	553	583	598	601
9.	No. OF Govt. TUBEWELL (Regd)	132	132	133	134	135
10.	IRRIGATION Plan.	16	19	20	20	20
11.	No OF WATER Supp. CONNECTION	3	5	6	6	6
12.	No. OF Comm. & DOMESTIC Conn.	5878	6730	7230	7740	8164
B. 1.	DEMAND OF TOTAL CHARGE(In LACKS)	---	96.3	121.4	156.4	118.7
2.	TOTAL RECOVERY (IN LACKS)	---	47.2	46.1	39.8	54.49

### C. UNIT SOLD

No.	PARTICULARS	8/92	9/92	10/92	11/92	12/92	01/93	02/93	03/93
1.	UNIT(KWh)	874020	1098000	1011800	1365840	1296660	1452060	1124820	1541460
2.	HOURS SUPPLIED	314	386	298	392	382	392	372	402
3.	MASS,M.KWh						332,349	362,362	392,387

SOURCE :- ELECTRICITY SUPPLY DIVISION, KHAGARIA.

## 29. ROAD STATISTICS

### 1. ROAD LENGTH ( In Km.)

- (i) N.H ROAD :- 41 Km.  
(ii) METALLED ROAD :- 142 Km.

Source : Public workers Department, Khagaria

### 2. ROAD DESCRIPTION UNDER DISTRICT BOARD

- (A) LENGTH OF METTLED ROAD :- 31.400 Km.  
(B) LENGTH OF ROAD :- 184.250 Km.  
(C) LENGTH OF HALF METTLED ROAD :- 3.750 Km.  
(D) TOTAL LENGTH OF ROAD :- 219.400 Km.

Source : SEC. DIST. BOARD, KHAGARIA

### 3. POSITION OF ROAD UNDER RURAL ENGINEERING ORGANISATION, WORK DIV. KHAGARIA

Sl.No.	DESCRIPTION	Year 87-88		Year 88-89		Year 89-90		Year 90-91		Year 91-92		Year 92-93	
		Sanct.	Const.	Sanct.	Const.	Sanct.	Const.	Sanct.	Const.	Sanct.	Const.	Sanct.	Const.
1.	LENGTH OF ROAD (In Km.)												
	M N P												
	(A) METTLED :-	165.50	71.37	165.50	71.37	165.50	71.37	196.50	76.37	196.50	76.37	177.50	76.37
	(B) DI CRUST :-	-----	-----	--	--	16.60	--	16.60	--	16.60	--	16.60	2.00
	ROAD SANCTIONED UNDER DIST. PLAN												
	(A) METTLED :-	--	--	--	--	--	--	--	--	--	--	--	--
	(B) DI CRUST :-	--	--	--	--	11.953	9.79	15.453	9.79	15.453	9.79	15.453	3.00

SOURCE :- EXECUTIVE ENG. R E O WORK DIV. KHAGARIA

### 4. POSITION OF ROAD UNDER KHAGARIA MUNISPALITY AND GOGRI NOTIFIED AREA

No.	PARTICULARS	KHAGARIA MUNISPALITY	GOGRI (N.A) COMMITTEE
1.	METTLED (Km)	10	3.5
2.	BRICKS SOLING	5	10
3.	CEMENT	--	--
4.	EARTHEN	10	35

SOURCE :- EXECUTIVE OFFICER, KHAGARIA MUNISPALITY, GOGRI (N.A.C)

## 30. ASSEMBLY ELECTION, 1990

Sl. No. & NAME OF No. CONSTITUENT	ELECTORS			VOTE CAST		
	MALE	FEMALE	TOTAL	VALID	INVALID	TOTAL
1. 181-PARBATTA	89129	80156	169285	106685	1181	107866
2. 182-CHAUTHAM	87432	79741	167173	103256	1389	104645
3. 183-KHAGARIA	85090	73473	158563	96979	1347	98276
4. 184-ALAULI-SC	72607	65247	137854	84220	1233	85453
TOTAL	334258	298617	632875	391090	5150	396240

## 31. FLOOD CONTROL DEPARTMENT

### 1. REPORT OF RIVER BANK BAND UNDER FLOOD CONTROL DIVISION - 1

S1. No.	NAME OF RIVER	NAME OF BAND	LENGTH OF BAND	HIGHEST WATER LEVEL LEVEL OF DANGER	REMARKS
1.	BINDHI GANDAK	RIGHT TATBANDH	20 K.M.	39.38 // 36.60	ALL TATBANDH ARE OLD
2.	"	LEFT TATBANDH	FROM 7 K.M. TO 19 K.M.	42.42 // 40.57	WATER LEVEL OF N.H.31 TATBANDH FROM 3 KM TO 5 KM IS IN BEGUSARAI DIST.
3.	"	KHAGARIA TOWN SAFETY TATBANDH	0 KM TO 3 KM	-----	WATER LEVEL SEMURI BRIDGE MAJHAUL, BEGUSARAI

SOURCE :- EXECUTIVE ENGINEER ,FLOOD CONTROL DIVISION - 1 KHAGARIA.

### 2. REPORT OF TATBANDH IN KHAGARIA DIST.UNDER FLOOD CONTROL DIVISION No.- 2

S1. No.	NAME OF RIVER	NAME OF TATBANDH	LENGTH OF TATBANDH	HIGHEST WATER/DANGER LEVEL	REMARKS
1.	KAREH BAGHMATI	KARACHIN BADLAGHAT	37.00 K.M.	ON SANTOSH- 37.75//35.65	THIS IS CONSTRUCTED TATBANDH.
2.	BAGHMATI & KOSHI	BADLAGHAT NARARPADA	40.00 K.M.	BALTARA - 36.40//33.85	THIS PLANNING IS UNDER CONSTRUCTION.
3.	KOSHI	NAGARPADA TATBANDH	3.00 K.M.	BHAWANIPUR- 33.95//32.62	FROM 3.0 Km TO 16.50 Km, IS IN BHAGALPUR DIST. IT IS A OLD TATBANDH.
4.	GANGA	GOGARI NARAYANPUR TATBANDH	51.00 K.M.	KHARAI DHAR- 35.62//34.07 SLICE	IT IS A OLD BAND.
5.	GANGA	NAYAA GAUN RING BAND	4.00 K.M.	---	IT IS A OLD BAND.
6.	GANGA	AKHAA KHAJRAITHA RING BAND	3.00 K.M.	---	IT IS A OLD BAND.

SOURCE :- EXECUTIVE ENGINEER, FLOOD CONTROL DIVISION No. 2, KHAGARIA.

## 32. WATER RESOURCE DEPARTMENT

### A. 1. MINOR IRRIGATION DIVISION UNDER IRRIGATION SCHEMES (ON 14.5.1993)

SL..	BLOCK NAME	NAME OF THE CURRENT UDWAH IRRI. SCHEMES	NAME OF THE CLOSED SCHEMES DUE TO MECHANICAL DEFFECTS	NAME OF THE CLOSED SCHEMES DUE TO ONLY MECHANICAL DEFFECTS	NAME OF THE CLOSED SCHEMES DUE TO ELE. & MECH. DEFFECTS	NAME OF THE ENERGETIC SCHEMES	REMARKS
1.	CHAUTHAM	a.GARHIA-1 b.GARHIA-8	a.GARHIA-3 b.GARHIA-4 c.GARHIA-6	a.FAREH	----	----	
2.	KHAGRIA	a.DARHI b.RANISAKER PURA-2	-----	-----	a.RANISAKERPURA-1 b.BAVANGAMA -1 c.BAVANGAMA -2 d.LAVGAON -1 e.LAVGAON -2 f.MORAR		
3.	GOGRI	a.BANNI	-----	-----	a.MANESHKHUNT b.MAIRA		
4.	ALOULI	-----	-----	-----	a.BAHADURPUR	a.SHUMBHA	
5.	PARBATA	-----	-----	a.PIPRA			

SOURCE- EXECUTIVE ENGINEER MINOR IRRIGATION DIVISION KHAGARIA A

2. POSITION OF UDVAH IRRIGATION SCHEMES UNDER SMALL IRRIGATION

No.	NAME OF BLOCK	No. OF UDVAH IRRIGATION SCHEME	No. OF ENERGY SCHEME	No. OF NON ENERGY SCHEME	No. OF STARTED SCHEME	No. OF CLOSED SCHEME FAULT ONLY IN ELECTRICITY	No. OF CLOSED SCHEME FAULT IN MECHANICAL	No. OF CLOSED SCHEME FAULT IN COMBINDLY
1.	CHAUTHAM	6	6	--	2	1	3	--
2.	KHAGARIA	8	3	--	2	--	--	6
3.	GOGARI	3	3	--	1	--	--	2
4.	ALAULI	2	1	1	--	--	--	--
5.	PARBATT	1	1	--	--	1	--	1
TOTAL		20	19	1	5	2	3	9

3. THE RABBI IRRIGATION IN THE LAST THREE YEARS

No.	YEAR	RABBI IRRIGATION ( IN Hect. )
1.	1990-91	142.71 Hactr.
2.	1991-92	117.35 Hactr.
3.	1992-93	134.54 Hactr.

Source : EXECUTIVE ENGINEER SMALL IRRIGATION DIVISION, KHAGARIA.

B. TUBEWELL DIVISION - YEAR WISE TUBEWELLS STATUS IN KHAGARIA DIST.

Sl. No.	YEAR	NO. OF ELEC. T. WELLS	NO. OF WORKING T. WELLS	NO. OF NON WORKING T. WELLS	NO. OF IRRIGATION AC. D.	GARMA AC. D.	KHARIPH AC. D.	RABBI AC. D.	TOTAL AC. D.	RECOVERY RS.	REMARKS
1.	88-89	131	91	40	296.82	89.04	5386.05	5771.91	52364.89		
2.	89-90	131	74	57	189.96	327.85	2478.72	2996.93	98243.88		
3.	90-91	131	85	46	98.40	120.68	4210.79	4429.87	60123.01		
4.	91-92	131	74	57	267.92	363.80	3306.37	3938.09	27248.77		
5.	92-93	133	88	45	72.96	226.78	3187.22	3486.96	56692.00		LESS POWER SUPPLY

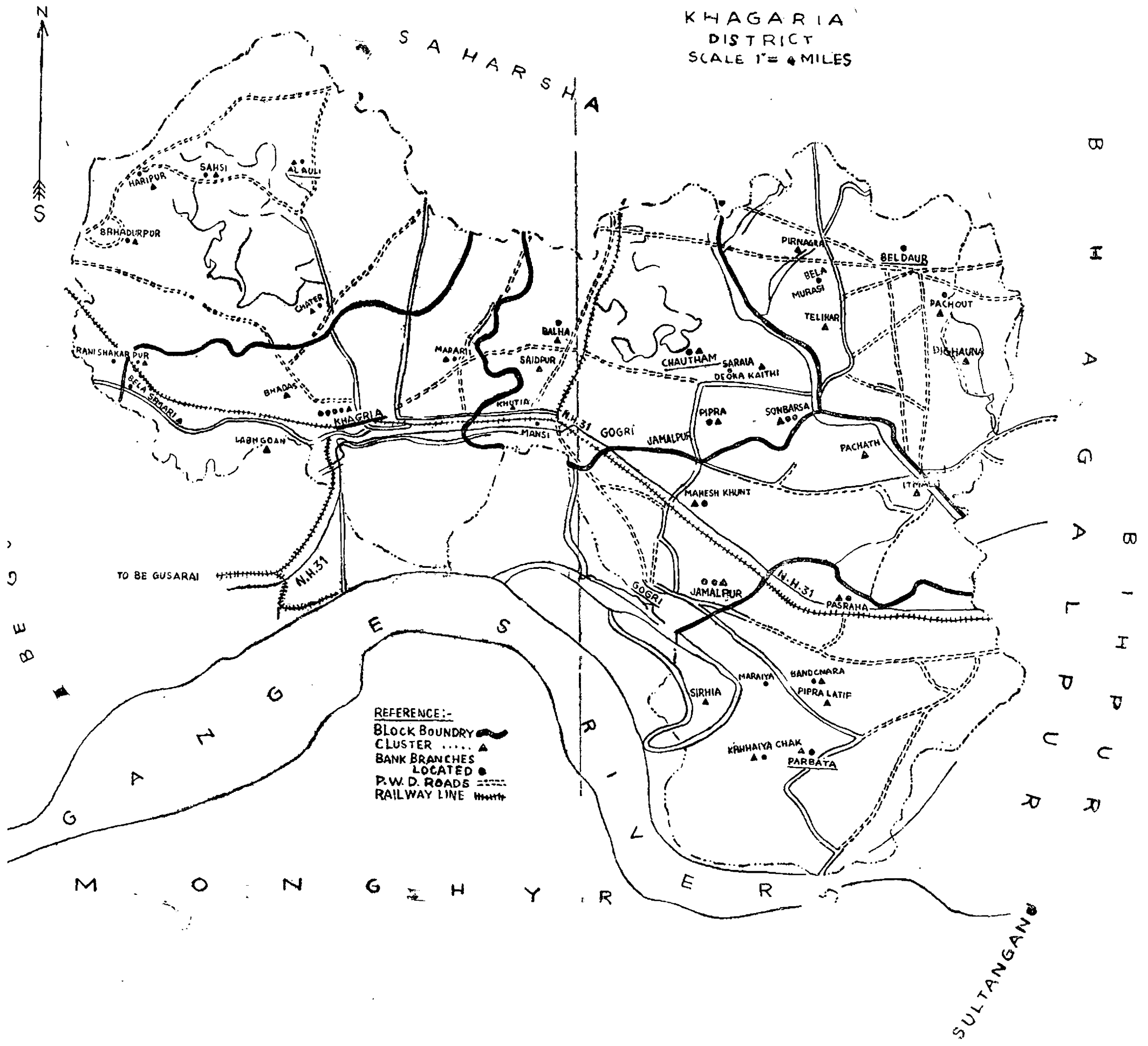
SOURCE : TUBEWELL DIVISION , KHAGARIA






C. PUBLIC HEALTH ENGINEERING DEPARTMENT

Sl. No.	NAME OF THE DIVISION	NO. OF TUBEWELLS 1.4.92	87-88	88-89	89-90	90-91	91-92
1.	KHAGARIA	2027	109	146	50	84	129
2.	ALLDI.I	1838	81	124	41	97	67
3.	CHOUTHAM	1596	72	84	34	74	-
4.	BELDOR	1422	74	51	51	82	46
5.	GOGRI	1546	96	29	78	99	07
6.	PARBATT	1651	76	12	61	67	07
TOTAL		10130	528	446	315	503	254

Source : Executive Engineer, PHD Division, Khagaria

KHAGARIA  
DISTRICT  
SCALE 1" = 4 MILES



REFERENCE:-  
 BLOCK BOUNDRY   
 CLUSTER   
 BANK BRANCHES LOCATED   
 P.W.D. ROADS   
 RAILWAY LINE 



S A H A R S H A  
 B H A G A L P U R  
 S U L T A N G A N J  
 M O Z G H Y R E R  
 TO BE GUSARAI  
 N.H. 31  
 N.H. 31  
 N.H. 31



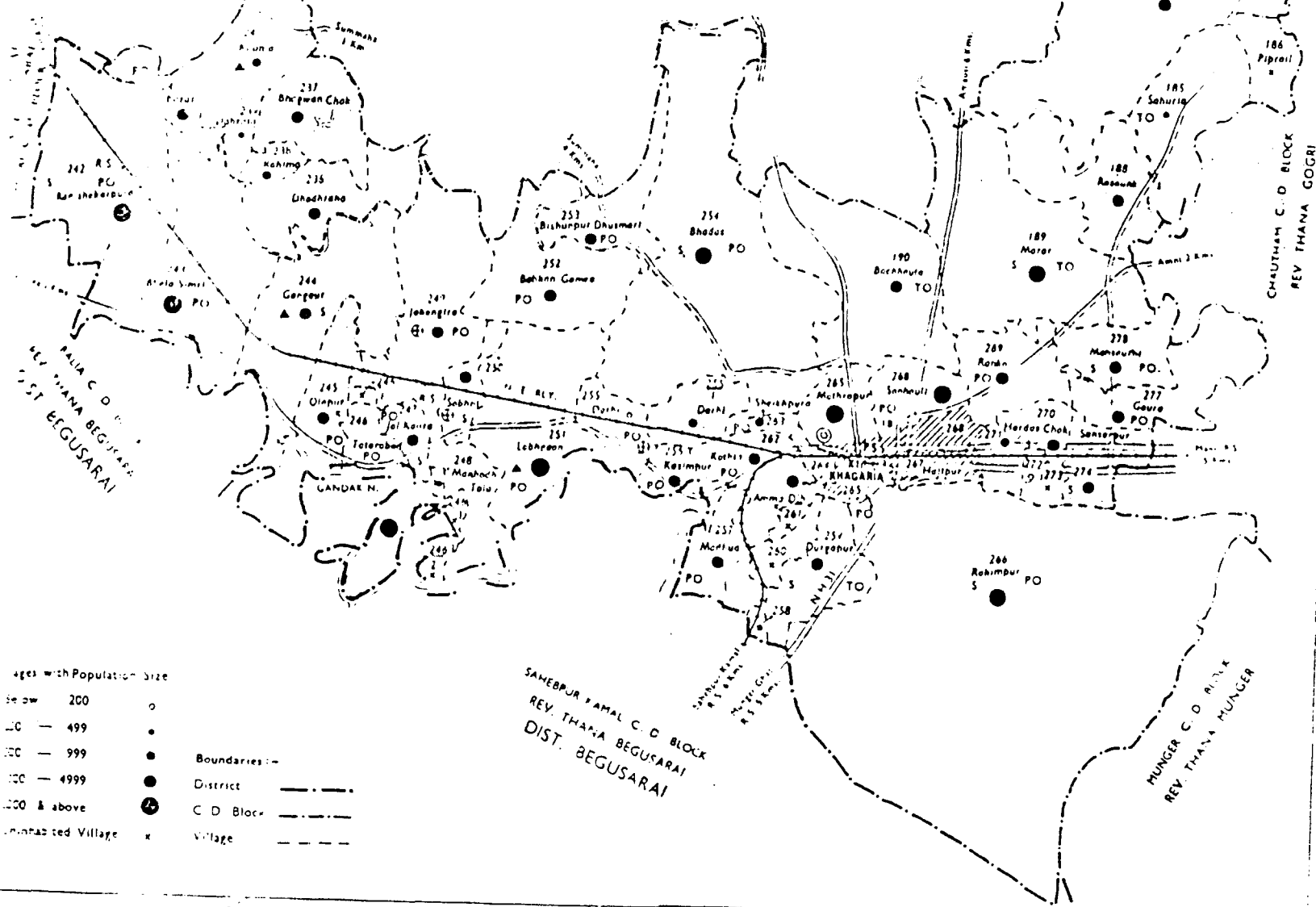



KHAGARIA C. D. BLOCK

REV. THANA GOGRI  
DISTRICT MUNGER

REV. THANA GOGRI  
ALAUJI C. D. BLOCK

DISTRICT SAHARSA  
REV. THANA GOGRI  
SALKHUA C. D. BLOCK

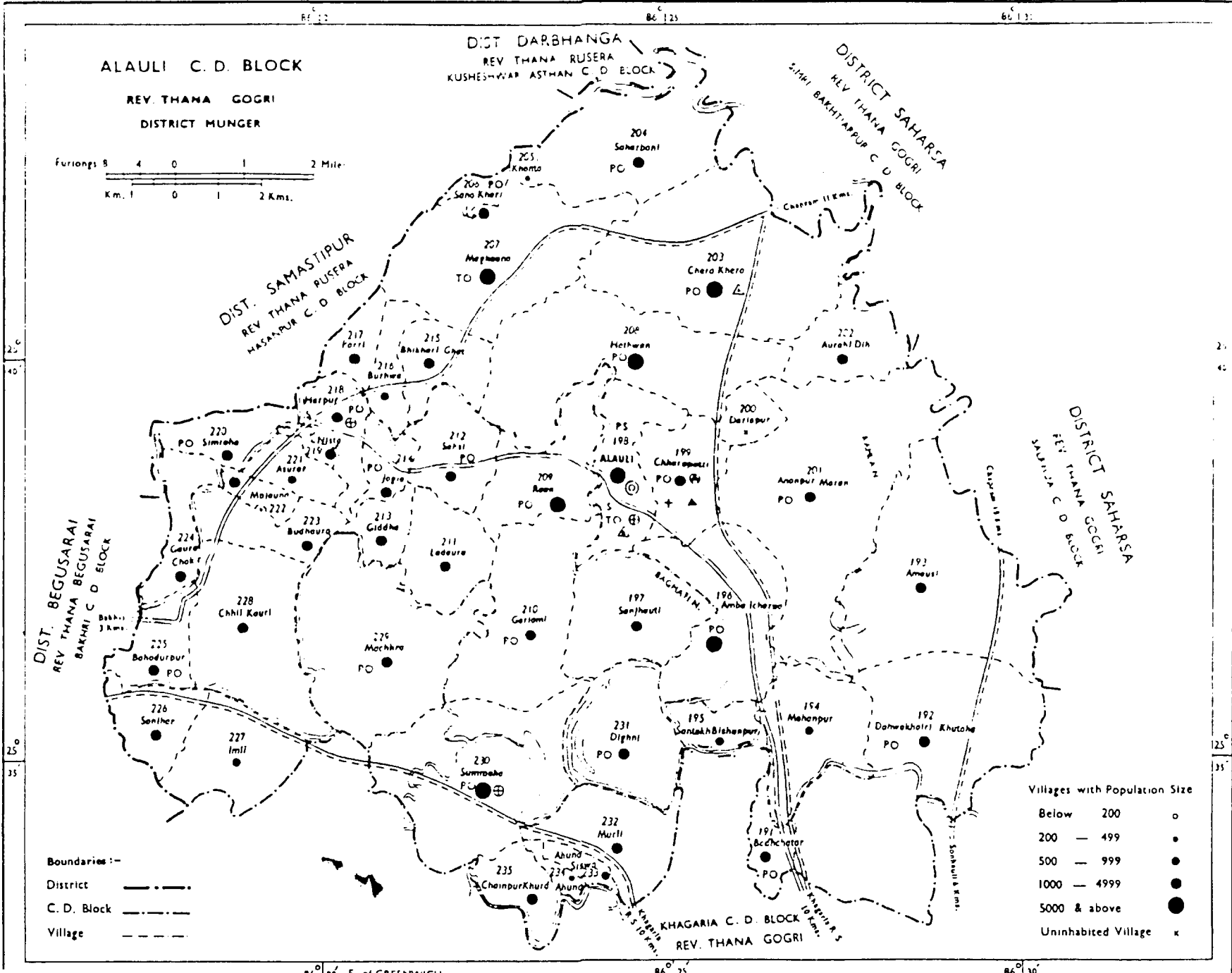


Villages with Population Size		
Below 200	o	
200 — 499	•	
500 — 999	•	
1000 — 4999	•	
5000 & above	•	
Unpopulated Village	x	
Boundaries:-		
	District	—————
	C. D. Block	-----
	Village	-----

86° 25' E. of GREENWICH

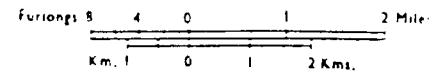
86° 25'

86° 35'



ALAULI C. D. BLOCK

REV. THANA GOGRI  
DISTRICT MUNGER



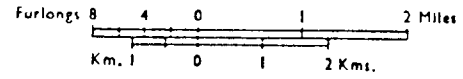
Villages with Population Size

Below 200	○
200 — 499	●
500 — 999	●
1000 — 4999	●
5000 & above	●
Uninhabited Village	x

Boundaries :-  
 District ————  
 C. D. Block ————  
 Village ————

# CHAUTHAM C. D. BLOCK

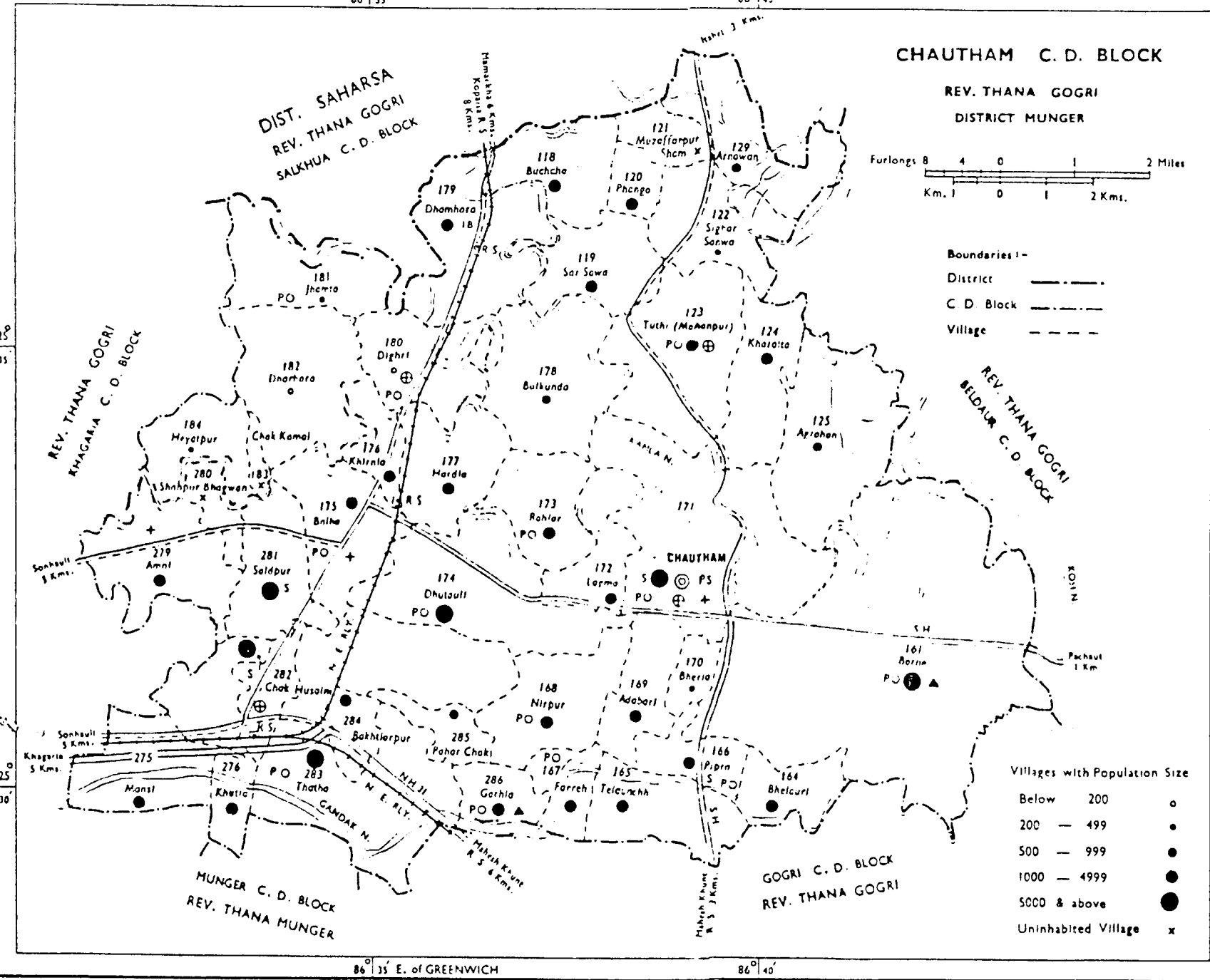
REV. THANA GOGRI  
DISTRICT MUNGER

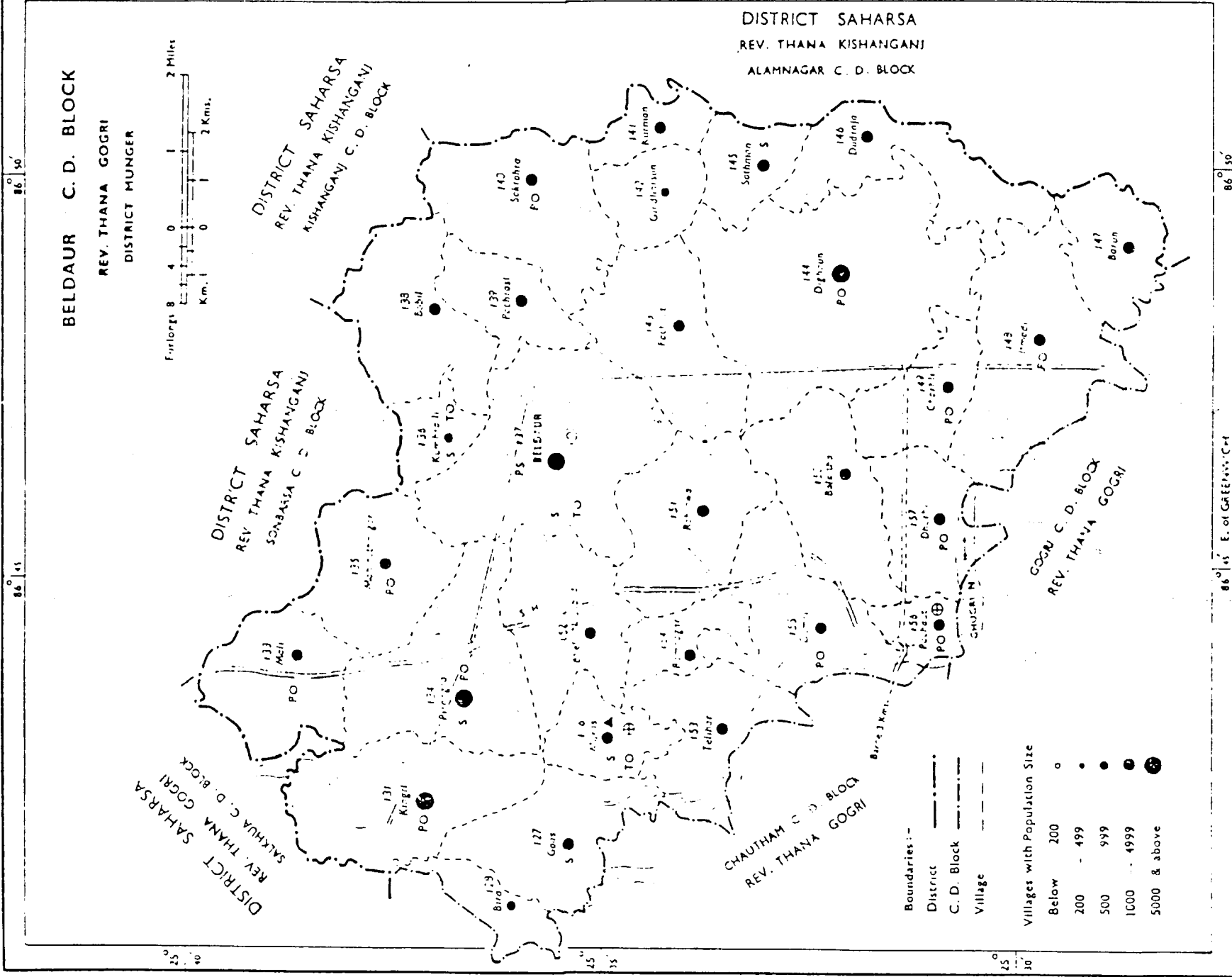


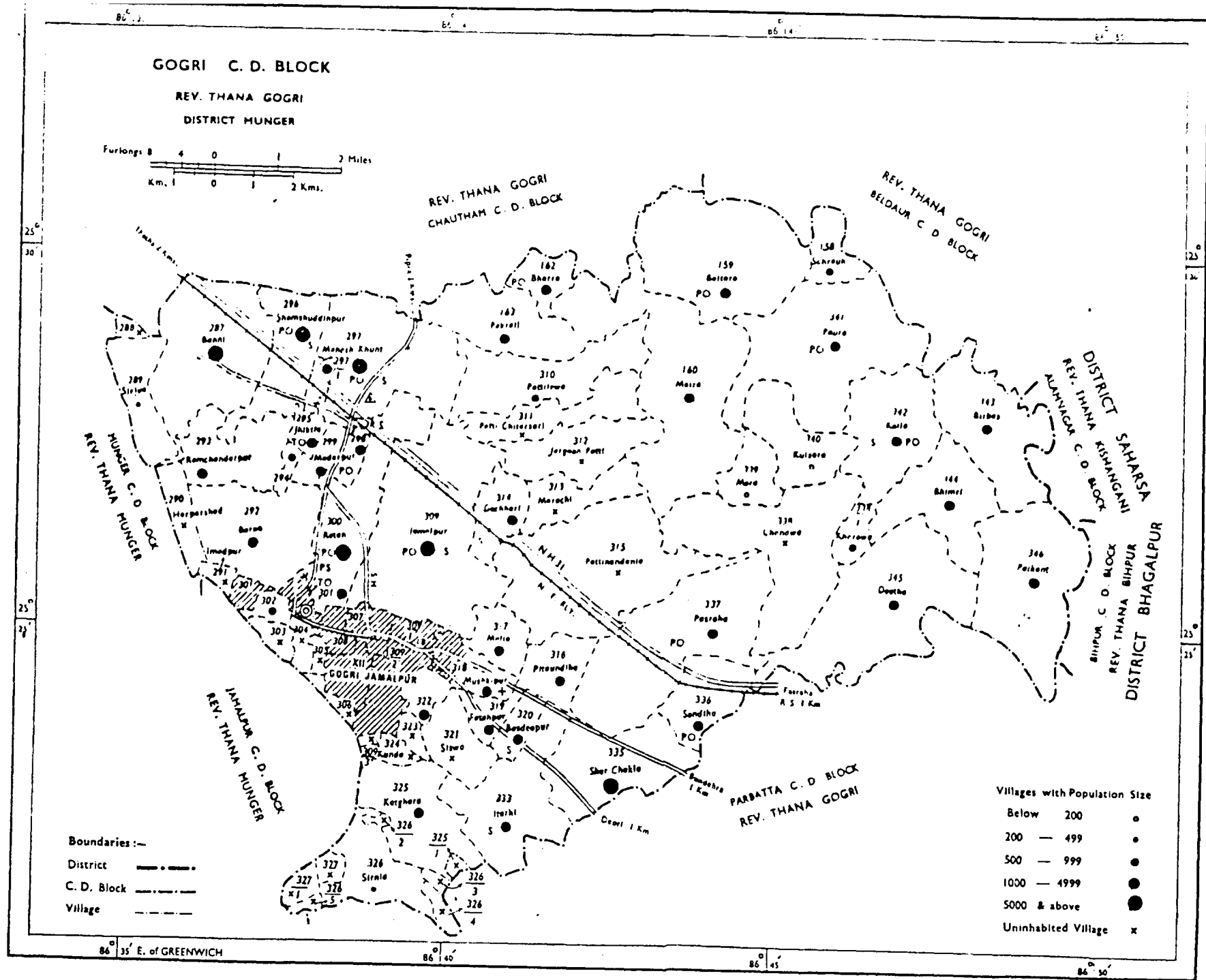
Boundaries :-  
 District -----  
 C. D. Block - - - - -  
 Village - - - - -

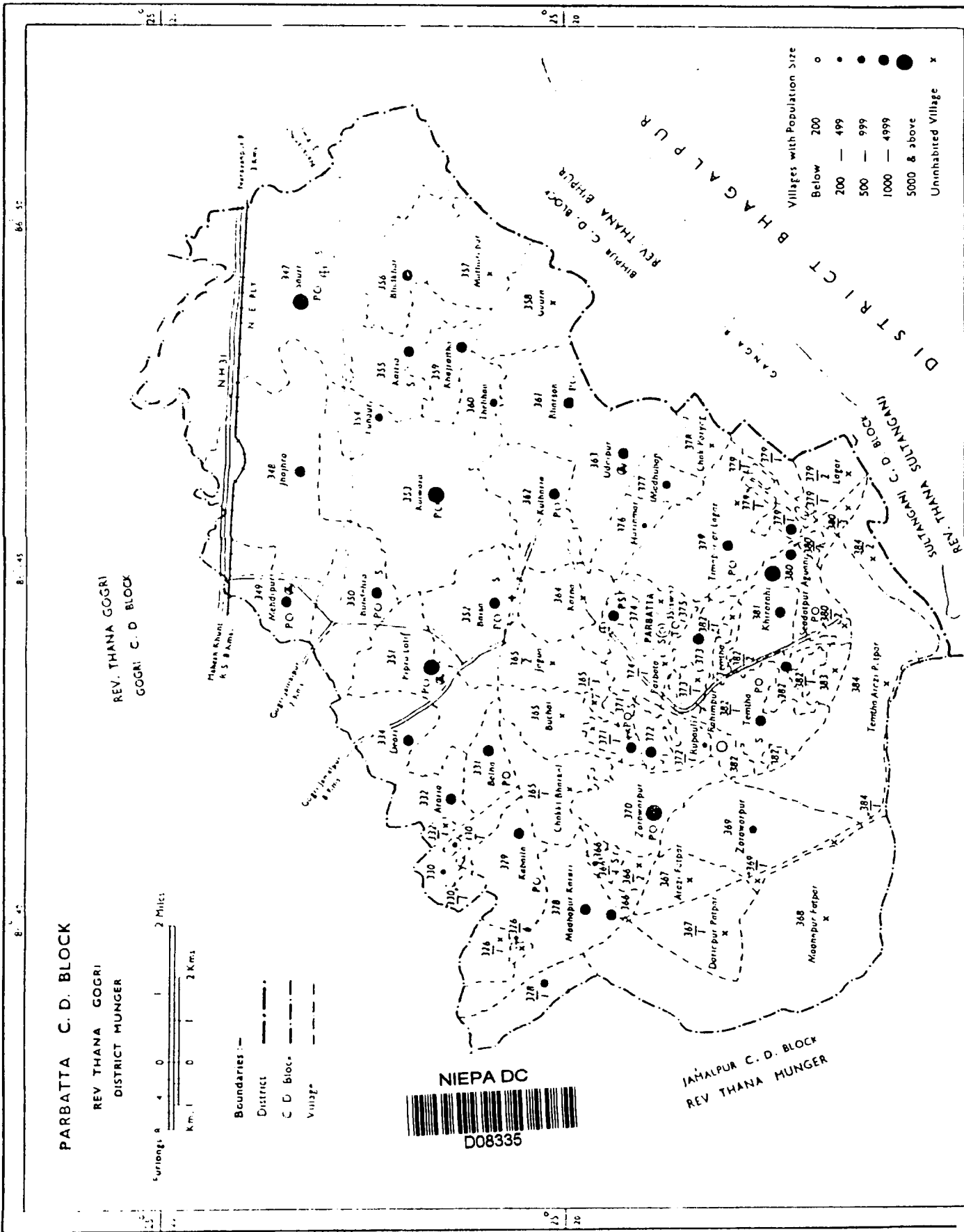
Villages with Population Size

Below 200	o
200 — 499	•
500 — 999	●
1000 — 4999	●
5000 & above	●
Uninhabited Village	x



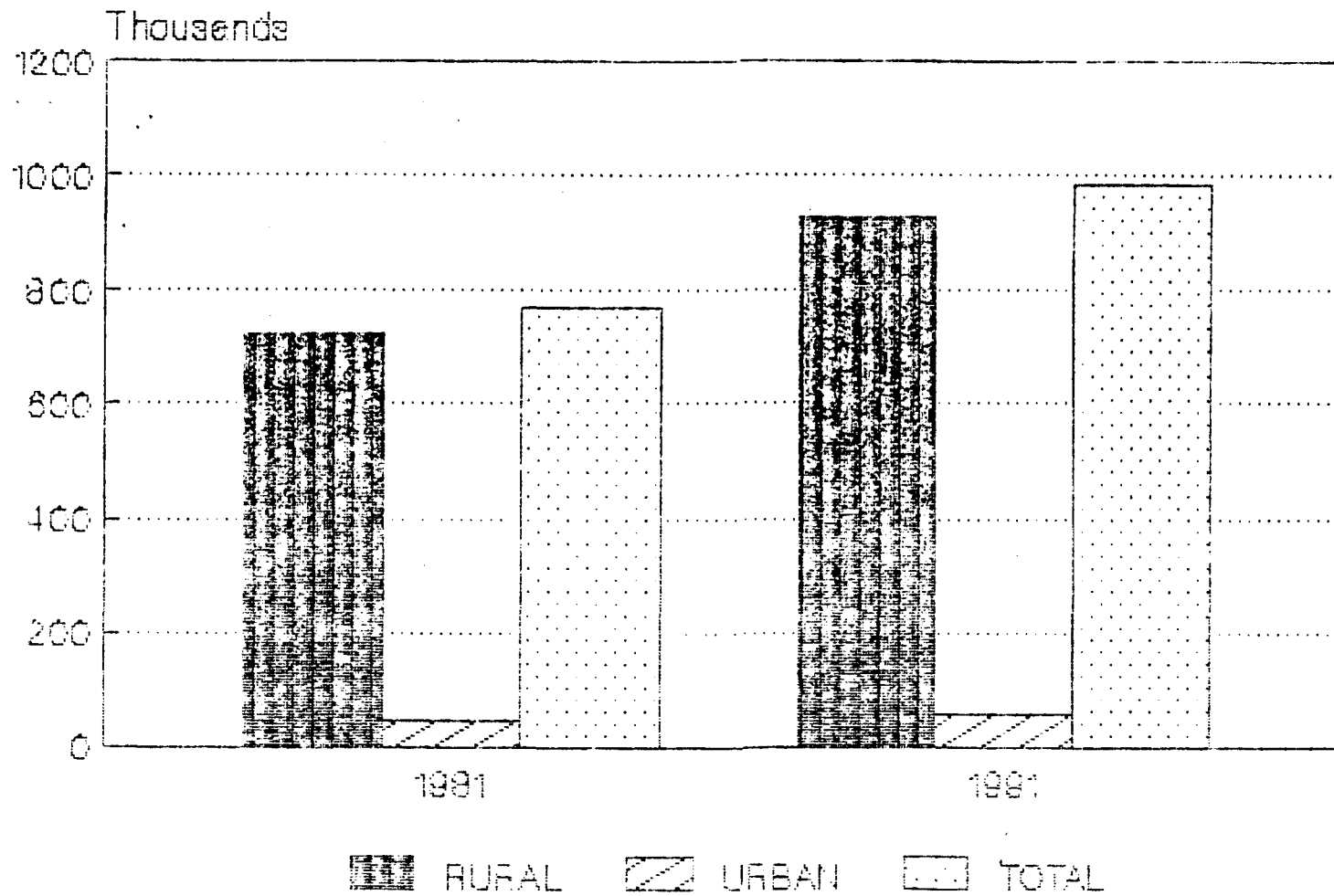






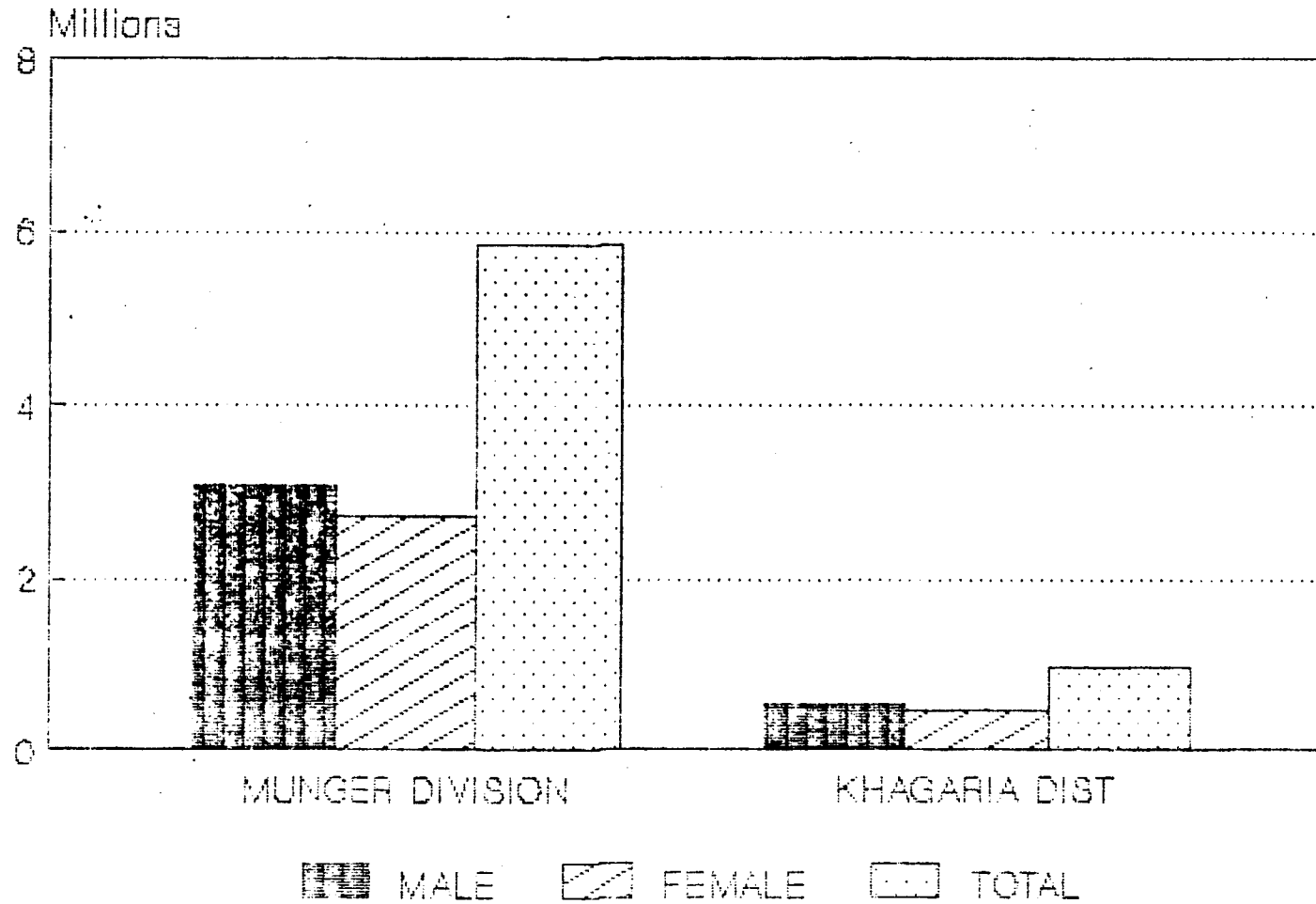
# POPULATION OF KHAGARIA

(RURAL & URBAN - 1981 & 1991)





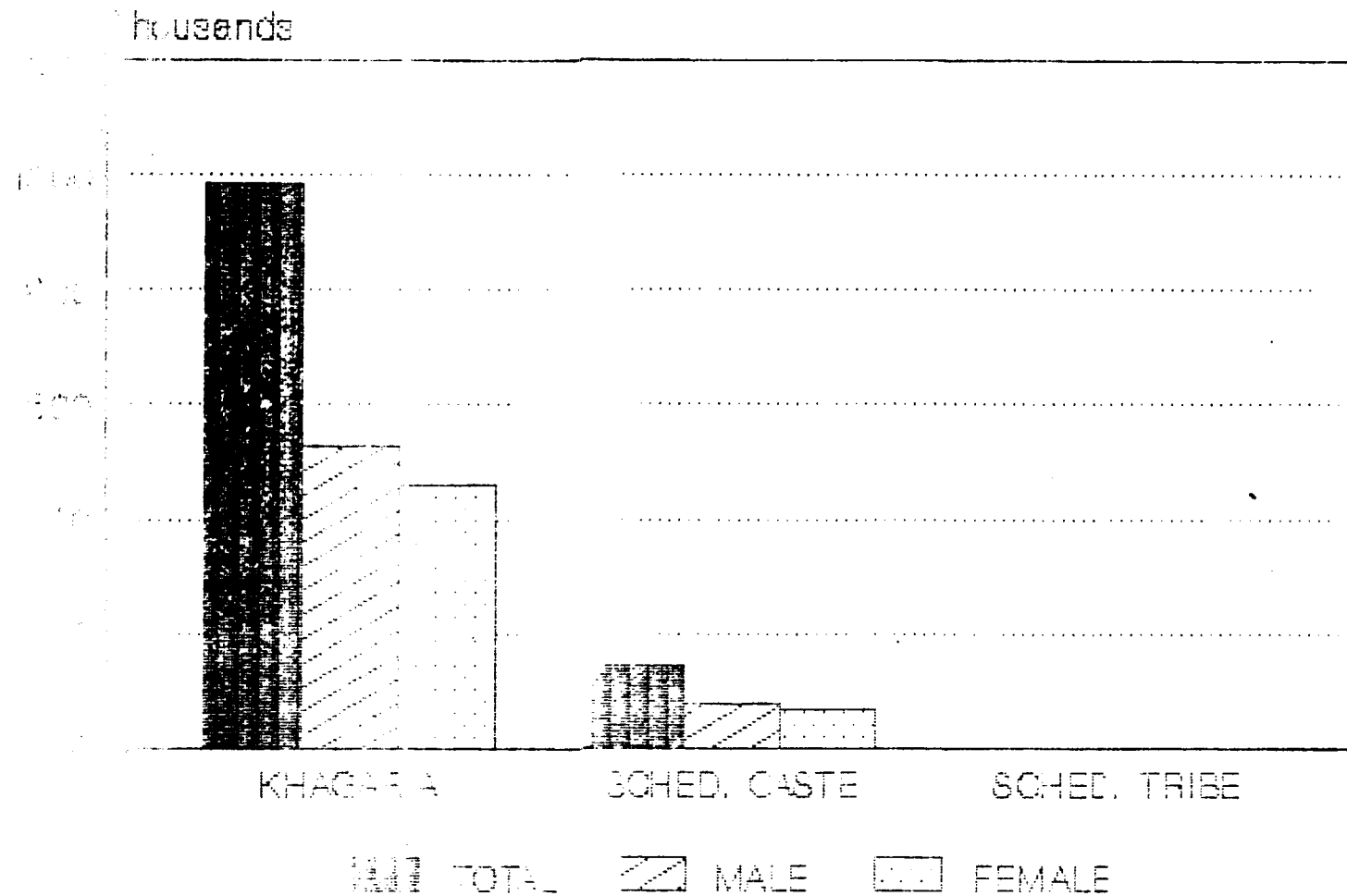
# POPULATION 1991 CENSUS



MUNGER DIVISION/KHAGARIA DIST

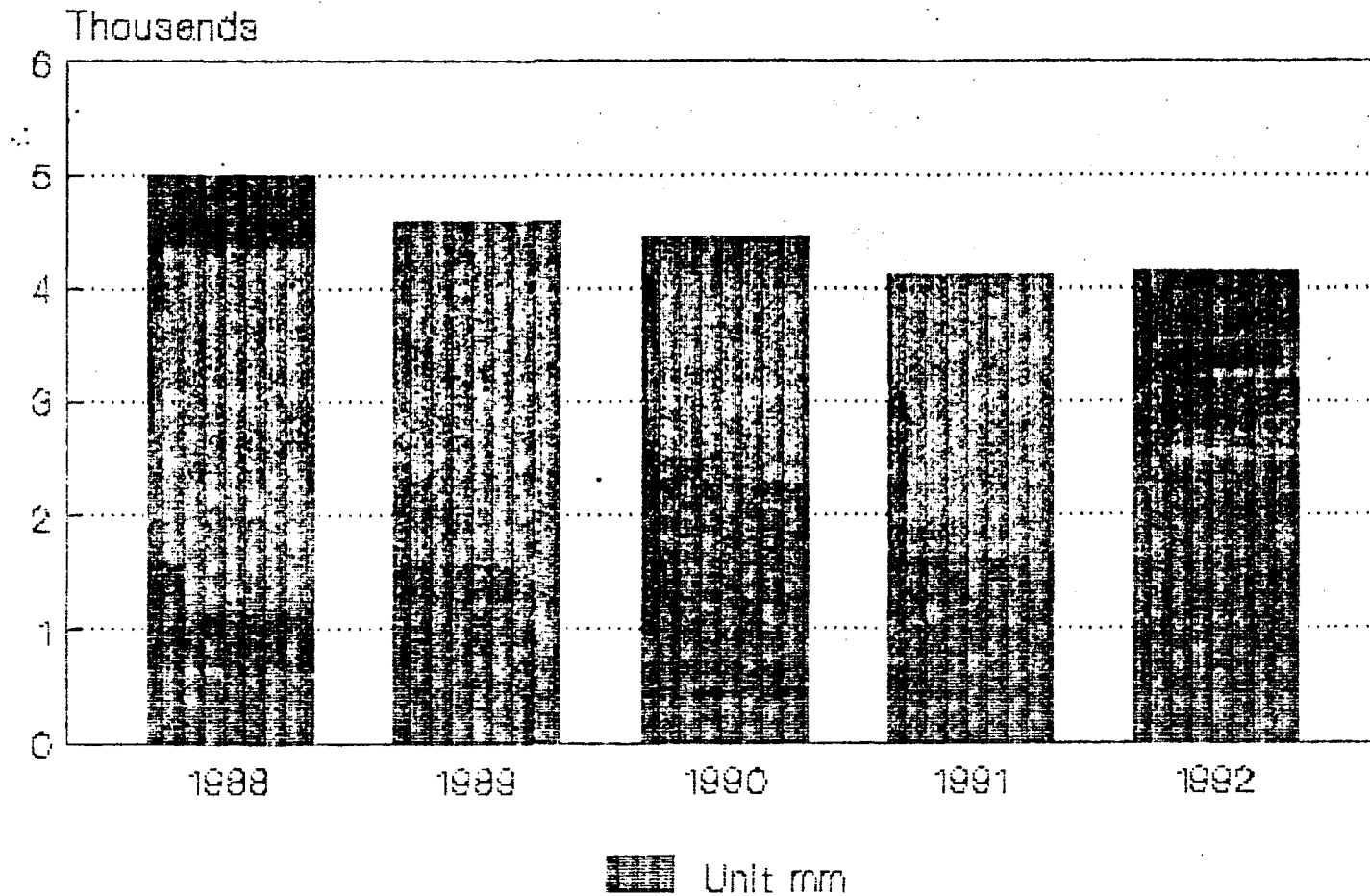
(Source : NC Khagaria)

# POPULATION OF KHAGARIA (1991 CENSUS)



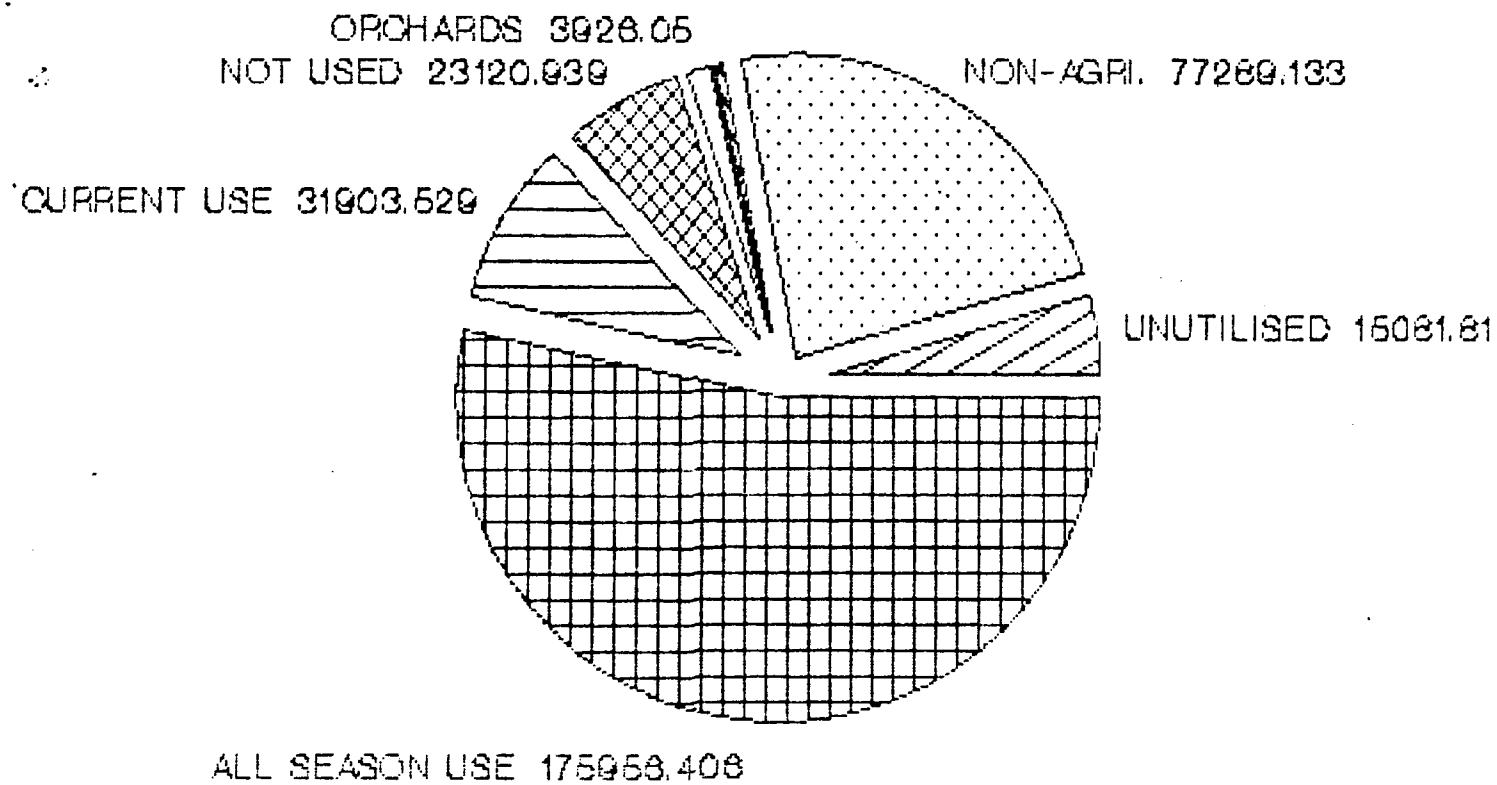
# RAIN-FALL IN KHAGARIA DIST.

(Year Wise)



(Design by NIC Khagaria)

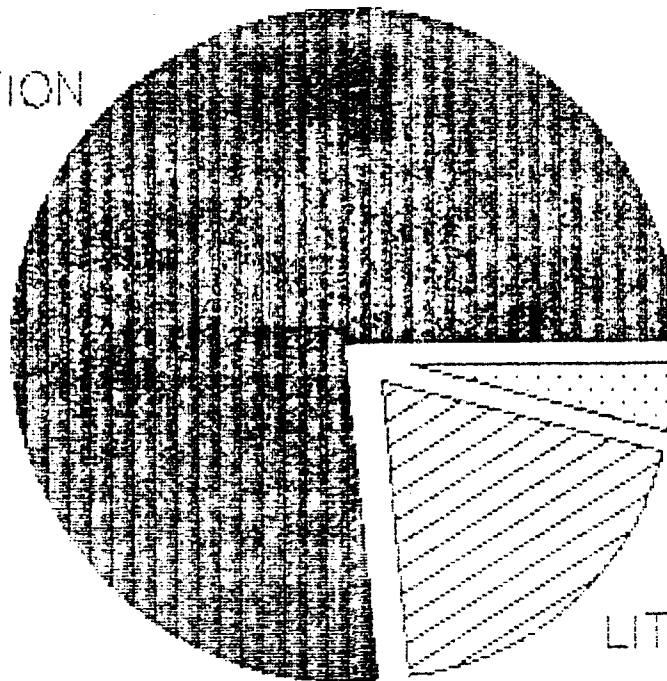
# LAND UTILISATION 1991-92 (IN ACRES) OF KHAGARIA DIST



(FOREST, PASTURE, UNUTILISED AGRI. NOT SHOWN DUE TO VERY LESS VALUES)

# LITERACY IN KHAGARIA DIST (1991 CENSUS)

TOTAL POPULATION  
987228



LITERATE FEMALE  
60448

LITERATE MALE  
253552

(Design by NIO Khagaria)