



DELHI ADMINISTRATION

EDUCATIONAL STATISTICS

1981-82

EDUCATIONAL STATISTICS CELL

DIRECTORATE OF EDUCATION

OLD SECRETARIAT, DELHI.

5456
370.212
DEL - E

P R E F A C E

In the Present day world Education is a national concern as it has become a vital instrument for social, cultural and political transformation of society. Educational planning has, therefore, assumed great importance so as to ensure optimum use of unlimited resources of Man, Money and material to achieve National priorities in the field of Education. This helps to relate education to life, needs and aspirations of the people. Proper educational planning and its effective implementation pre-supposes a Statistical base. In fact, it is no exaggeration to say that modern culture has tended to become a Statistical Culture.

The present Educational Digest, Seventh, in the series entitled 'EDUCATIONAL STATISTICS' is an enlarged step in this direction. The book contains significant Statistical tables in the sphere of Education in the Union Territory of Delhi. It is hoped that the contents of the book will prove beneficial to the officers and staff of the Directorate of Education, in their day to day official work and be a source of material information to others.

The direction of Shri R.S. Shakir, Survey Officer and keen co-operation and participation of Shri K.K. Gha Research Officer, the staff of Statistical Branch along with officers and staff of various branches of the Directorate in making the venture a success deserves special appreciation.

NIEPA DC



D06882

K. Ahluwalia
(Mrs.) K. Ahluwalia
Joint Director of Education

5456
370212
DEL- E

Sub. National Systems Unit
National Education Commission
Planning and Administration
17-B, Shaheed Minar, New Delhi-110015
DOC. No. 6882
Date 22-5-92

OFFICERS AND THEIR OFFICES

S.L. No.	Designation	Name	Address	Telephone No.
1.	Secy/Director of Education.	Sh. G.P. Kalkar.	Old Sectt.	236872
2.	Jt. Secy Education.	Sh. S.K. Datta.	-do-	225272
3.	Addl. Dir. of Edn. (Admn.)	Mrs. B. Parwad.	-do-	226126
4.	Addl. Dir. of Education. (Adult Edn.)	Sh. B.R. Vyas.	Transport Bhawan	225726
5.	Addl. Dir. of Edn. (Schools)	Sh. K.C. Singh.	Old Sectt.	229253
6.	Addl. Dir. of Edn. (SCERT.)	Sh. Gyan Chandra	Defence Cly. New Delhi.	617862
7.	J.D.E. (Admn.)	Sh. A.K. Guha.	Old Sectt.	250677
8.	J.D.E. (Fin.)	Sh. S.P. Bansal.	-do-	220185
9.	J.D.E. (Plg.)	Smt. K. Ahluwalia.	-do-	222196
10.	D.D.E. (C.W.)	Sh. S.N. Sharma.	-do-	229512
11.	D.D.E. (Scholarship).	Sh. R. D. Gupta.	-do-	229953
12.	D.D.E. (Act.)	Sh. V. P. Singh.	-do-	229512
13.	D.D.E. (Sports)	Sh. R.G. Goel.	Ludhew Castle	225688
14.	D.D.E. (Sc.)	Sh. H.C. Kulshrasta.	Link Road New Delhi.	523312
15.	D.D.E. (Correspondence)	Sh. N. Naqvi.	Tinjar Pur.	227536
16.	D.D.E. Text Books	Sh. S.C. Aggarwal.	Delhi Bureau of Text Books Ali Ganj.	618006
17.	Principal, SIE.	Sh. Bhagwan Dass.	Roop Nagar Delhi.	224710
18.	D.D.E. Adult Edn.	Sh. S.K. Shukla.	Transport Bhawan.	225032 225726
19.	D.D.E. Distt. North.	Sh. T.N. Bhatt.	GSSS Malka Ganj.	225032
20.	D.D.E. Distt. East.	Sh. Kali Charan.	Pataudi House Darya Ganj	271988
21.	D.D.E. Distt. South.	Sh. S.N. Tiwari.	GSSS Defence Colony.	616706
22.	D.D.E. Distt. West.	Sh. H.K. Arora.	GSSS New Moti Nagar	501797

(i)

TABLE NO.

CONTENTS.

PAGE NO.

	Officers of the Directorate of Education and their offices.	
I.	Delhi - General Information	1-2
II.	Mid-year estimated population of Delhi and no. of schools-Category-wise.	3
III.	Directorate & Inspectorate staff in the Dte. of Edn.-As on 1-1-82	4
IV.	No. of schools-categorywise & Agencywise.	5
V.	No. of schools (urban & Rural) Agencywise-1981-82.	6-7
VI.	Co-Educational schools-categorywise & Agencywise-As on 30-9-81.	7
VII-1	Distribution of schools by enrolment rangewise Govt. & Aided Sr.Sec. Schools -1981-82.	8
VII-2	Distribution of schools by enrolment rangewise Govt. & Aided Secondary schools -1981-82.	9
VII-3	Distribution of schools by enrolment rangewise Govt. & Aided Middle Schools -1981-82.	10
VIII-1	No. of Middle/Secondary/Sr.Sec.Schools having Primary Departments -1981-82	11
VIII-2	Names of Govt. & Aided Middle schools having Primary Classes' alongwith their enrolment.	12
VIII-3	Names of Govt. & Aided Secondary Schools having Primary classes alongwith enrolment, 1981-82.	13
VIII-4	Names of Govt. & Aided Sr.Sec.Schools having Primary classes alongwith their enrolment, 1981-82.	14-18

IX .	No. of schools according to different streams of Edn. at Sr.Sec.Level, 1981-82	19
X-1	Enrolment-Stage wise (In lakhs)	20
X-2	Enrolment Stage wise of SC/ST.	21
XI.	Category wise & Agency wise Enrolment (As on 30-9-81)	22
XII.	Enrolment (Urban & Rural) As on 30-9-81	22
XIII.	Group wise No. of students in XI & XII classes, All Agencies.	23
XIV.	Group wise No. of students in XI & XII Class. S.T./S.C. and others- All Agencies As on 30-9-1981	23
XV.	No. of students according to voca Courses in Class XI & XII 1981-82 (All Agencies)	24
XVI.	Enrolment & Teachers in Govt. Adult Secondary and Sr.Sec.Schools- 1981-82	24
XVII-1	Minority Languages and Stage wise No. of schools/enrolment/teachers	25
XVII-2	Minority languages (Punjabi & Urdu) As medium & subject 1981-82.	26
XVII-3	Schools having minority languages As medium of instruction 1981-82.	27-28
XVIII-1	No. of schools and students having different S.U.P.W.'s subjects in class IX & X in Govt. Sr.Sec. & Sec.schools (As on 30-9-81)	29-30
XVIII-2	No. of schools and students having different S.U.P.W.'s in class IX & X in Aided Sr.Sec. & Sec.Schools (As on 30-9-1981)	31-32
XIX-1	District wise No. of schools, sections, enrolment & teachers of Govt. & Aided schools (Middle, Sec. & Sr.Sec. Schools, - As on 30-9-1981	33
	No. of schools, sections,	34

XXIX-3	Districtwise No. of schools, sections, enrolment & teachers of Govt. & Aided Secondary schools- As on 30-9-81.	35
XXIX-4	Districtwise No. of schools, sections, enrolment & teachers of Govt. & Aided Middle schools- As on 30-9-81.	36
XX.	Shiftwise No. of schools alongwith enrolment & teachers - 1981-82.	37
XXI.	Revised Pay scales of Teachers	38-39
XXII.	No. of Teachers- Schoolwise	40
XXIII.	Teachers (Urban & Rural) As on 30-9-81	40
XXIV-1	No. of teachers categorywise & Agencywise (Sr.Sec., Sec. & Middle) As on 30-9-81	41
XXIV-2	No. of teachers categorywise & Agencywise (In Sr.Sec. Schools- As on 30-9-81	42
XXIV-3	No. of teachers categorywise & Agencywise (In secondary schools) As on 30-9-81.	43
XXIV-4	No. of teachers categorywise & Agencywise (In Middle schools) As on 30-9-81	44
XXV.	<u>Examination Results:-</u>	45-52
a.	Higher Secondary Examination results of the Central Board of Secondary Education (Delhi)-yearwise.	45
b.	Senior School Certificate Examination results of the Central Board of Secondary Education Delhi Yearwise (Including private candidates).	45
c.	Senior School Certificate examination results (Govt. & Aided Schools.	45
d.	Districtwise Senior School Certificate examination-result pass % (Govt. & Aided Schools)	46
e.	Districtwise Senior School Certificate examination result (Govt. & Aided schools) 1980, 1981 & 1982.	46
f.	Districtwise Senior School Certificate examination-results of (Govt.schools) 1980, 1981 & 1982.	47

(iv)

g.	Senior School Certificate Examination result of the C.B.S.E. Groupwise -- 1980, 1981 & 1982.	47
h.	No. of students placed in the merit list (Zonewise in Sr. School Certificate examination 1981-82)	48
i.	Details of the students who obtained first & second positions according to aggregate marks in the Sr. School Certificate examination 1980, 1981 & 1982.	49
j.	Details of the students who obtained first & second positions according to aggregate marks in the Sr. School Certificate examination 1980, 1981 & 1982.	49
k.	Secondary School examination (Delhi Central Board of Secondary education.	50
l.	Districtwise % sec. school examination- Results (Govt. & Aided)	50
m.	Districtwise sec. school examination Result (Govt. & Aided schools) 1980, 1981 & 1982.	50
n.	Districtwise sec. school examination Result (Governmental schools) 1980, 1981 & 1982.	51
o.	Candidates who obtained positions in the secondary school examination according to the aggregate marks.	51
p.	Details of students placed in Merit list (Secondary School Examination)	52
XXVI.	Result Percentage of Sec. & Senior School Certificate Examination, 1982 (Districtwise & Zonewise)	53-63
XXVII.	No. & Names of schools Newly opened/ bifurcated/merged/upgraded & downgraded during the year 1981-82.	64-66
XXVIII.	No. & Names of schools Newly opened/ bifurcated/upgraded & merged schools during the year 1982-83.	67-70
XXIX.	No. of colleges categorywise (Affiliated to Delhi University)	71

(v)

XXX.	Enrolment of Colleges categorywise	72
XXXI.	Enrolment in Delhi University— Categorywise.	73
XXXII.	Total Enrolment in colleges & Delhi University.	73
XXXIII.	No. of teachers in Colleges— Categorywise.	74
XXXIV.	No. of teachers in Delhi University— Categorywise.	75
XXXV.	Enrolment & No. of teachers in Colleges sponsored by Delhi Administration.	75
XXXVI.	Enrolment in Higher Education (General)	75
XXXVII.	Enrolment in Professional colleges	76
XXXVIII.	Colleges sponsored by Delhi Admn.	76
XXXIX.	Average Expenditure on salaries of teachers for month 1980-81 & 1980-81	77
XXXX.	Direct (Recurring) Expenditure on school Education- in Delhi 1980-81	77
XXXXI.	Direct Expenditure (1980-81) Agencywise	78
XXXXII.	Names of Secondary and Senior Secondary Schools having hostel facilities.	79
XXXXIII.	List of schools for Indian school Certificate Examination.	80
XXXXIV.	Enrolment in Patrachar Vidyalaya, 1981-82.	81
XXXXV.	Construction of new school buildings, additional class rooms and halls etc.	82
XXXXVI.	No. of posts sanctioned for Directorate of Education, Delhi for the year 1981-82.	82
XXXXVII.	Information regarding recruitment/ promotion grant of selection grade/ Crossing of E.B. for different categories of teachers during the year 1981-82.	83
XXXXVIII.	Detail of the schemewise amount and the no. of students during 1980-81 & 1981-82	34

(vi)

XXXXIX.	Grant-in-aid released during the year 1981-82.	85-87
XXXXIX-1	Grant-in-aid paid to voluntary cultural institutions for the year 1981-82.	85-87
XXXXIX-2	Grant-in-aid paid to voluntary educational organisations during 1981-82.	87
XXXXX.(L)	State Awards to Teachers 1981&1982	88
XXXXXI-1 (LI-1)	Details of New resettlement schemes as on 31-7-77	89
XXXXXI-2 (LI-2)	Government schools in Resettlement/ J.J. Colonies (AS on 30-9-81)	90-91
52.	Drop-Out - Cohortwise.	92

TABLE NO. I
DETAILED-GENERAL INFORMATION

<u>Location:</u>	<u>North Latitude</u>	<u>East Longitude</u>	
	28°-24'-17"	76°-50'-24"	
	to	to	
	28°-53'-00"	77°-20'-37"	
<u>Extremes:</u>	<u>Greatest Length</u>	<u>Greatest Width</u>	
Kilometres	51.90	48.48	
<u>POPULATION (1981 CENSUS)</u>			
	<u>URBAN</u>	<u>RURAL</u>	<u>TOTAL</u>
Male	3440081
Female	2780325
Total	5768200	452206	6220406
<u>2. No. of Scheduled Caste (As Per Census 1981)</u>			
Male	618550
Female	503093
Total	1005954	115689	1121643
<u>3. PERCENTAGE OF SCHEDULED CASTE POPULATION TO TOTAL POPULATION.</u>			
Male	17.98		
Female	18.09		
All Persons	18.03		
<u>4. DECENNIAL POPULATION GROWTH RATE (1971-81)</u>			
	53.00%		
<u>5. PERCENTAGE OF URBAN POPULATION TO TOTAL POPULATION</u>			
	92.75		
<u>6. SEX RATIONUMBER OF FEMALES PER THOUSAND MALES</u>			
	808		
<u>7. AREA SQ: KILOMETER</u>			
	1485		
<u>8. DENSITY OF POPULATION PER KILOMETRE (SQUARE)</u>			
	4194		
<u>9. NO. OF VILLAGES</u>			
Inhabited	241		
Uninhabited	17		
Total	<u>258</u>		

.. Not available.

10. LITERACY RATE (CENSUS 1981 INCLUDING AGE GROUP 0-4.)

Male	68.40
Female	53.07
All Persons	61.54

11. NO. OF INSTITUTIONS

1981-82

i. Pre-Primary	49
ii. Primary	1738
iii. Middle	327
iv. Secondary	206
v. Senior Secondary	509
vi. No. of colleges for General Education	52
vii. No. of Universities for General Education	2
viii. Other Institutions	78

12. TEACHER/Pupil ratio

i. Primary Schools	1:36
ii. Middle Schools	1:24
iii. Secondary	1:25
iv. Senior Secondary	1:24
v. Colleges for Genl. Education	1:17

TABLE NO. II
MID YEAR ESTIMATED POPULATION OF DELHI
AND NO. OF SCHOOLS-CATEGORYWISE.

Year	* Population (Mid Year)	No. of Schools			
		Primary	Middle	Secondary	H.S.S./Sr.Sec.
1971	4109120	1411	402	-	514
1972	4237498	1462	401	-	537
1973	4473618	1533	411	-	553
1974	4667819	1582	395	-	574
1975	4870449	1577	373	-	594
1976	5081876	1610	362	-	604
1977	5302480	1614	361	199	427
1978	5532661	1620	322	202	458
1979	5772835	1677	325	206	472
1980	6023434	1726	326	203	501
1981	6284912	1738	327	206	509
1982	6557740	1731	331	205	536

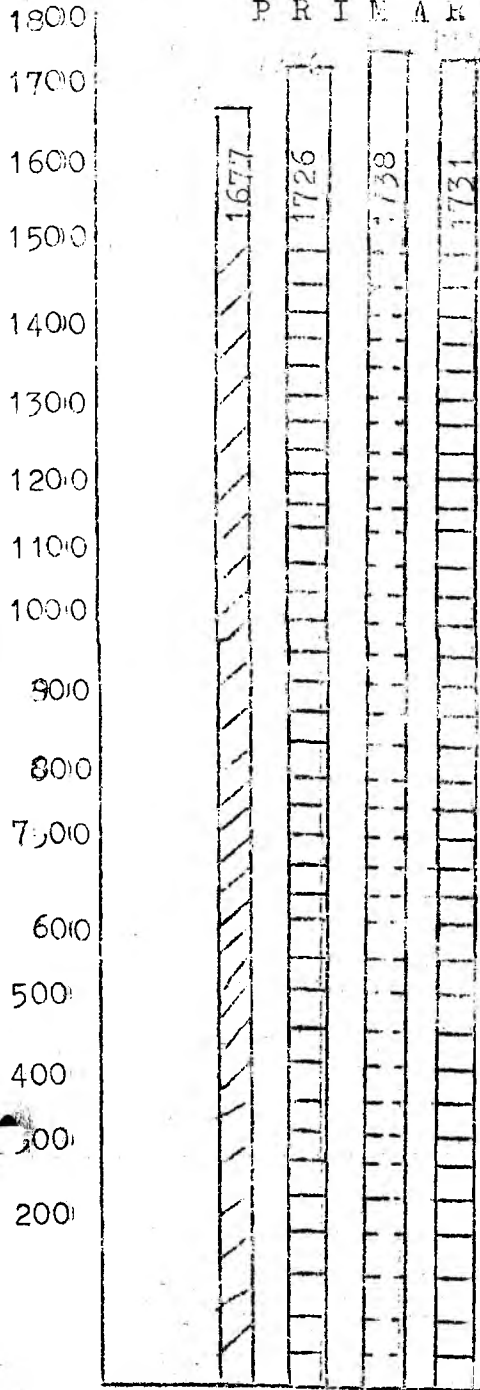
* Delhi Statistical Hand Book-1981 Bureau of
of Economics and Statistics, Delhi.

TABLE NO. III
DIRECTORATE & INSPECTORATE
STAFF IN THE DIRECTORATE OF EDUCATION: DELHI.
AS ON 1st JAN., 1982

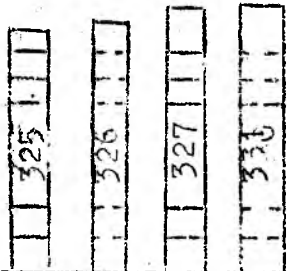
S. No.	Designation	No. of Posts	
		Class I	Class II
1.	Director of Education	1	-
2.	Additional Director of Education (Admn.)	1	-
3.	-Do- (School)	1	-
4.	-Do- (SCERT)	1	-
5.	-Do- (Adult)	1	-
6.	Joint Director of Education (Admn.)	1	-
7.	-do- (Planning)	1	-
8.	-Do- (Finance)	1	-
9.	Deputy Director of Education	13	-
10.	Assistant Director of Edn/E.O./Reader SIE.	48	-
11.	Field Adviser/Science Councillor/Sc. Consultant	18	-
12.	Science Consultant (MCD)	1	-
13.	Editor, Delhi Gazetteer.	1	-
14.	Science Councillor (Work Experience)	3	-
15.	Deputy Education Officer	29	-
16.	Principals (G.S.S.)	315	-
17.	Principal Teachers Trg. School	1	-
18.	Plan Evaluation Officer	1	-
19.	Lecturers (S.I.E.)	9	-
20.	Research Officer (Patrachar)	1	-
21.	Subject Specialists	-	13
22.	Supervisor (Physical Edn.)	-	22
23.	Accounts Officer	-	4
24.	Audio Visual Officer	-	1
25.	Councillor Incharge (E.V.G.)	-	2
26.	Vice Principal /H.M.	-	312
27.	Survey Officer	1	-
28.	A.D.E. (Administrative Reforms)	-	1
29.	Administrative Officer	-	13
30.	Estate Officer	-	1
31.	Superintendent	-	13
32.	Research Officer (Statistics)	-	1
33.	Assistant Editor (Gazetteer)	-	1
34.	D.E.O. (TV)	1	-
35.	D.E.O. (Science)	2	-
36.	D.E.O. (Muslum)	1	-
37.	D.E.O. (Home Science)	1	-
38.	D.E.O. (Physical Edn.)	1	-
39.	Comptroller	-	1
40.	Assistant Engineer (Electronics)	-	1
41.	Sr. Art Advisor	1	-
42.	Editor Delhi Shiksha	-	1
43.	Deputy Director (Language)	1	-
44.	Senior Councillor	12	-
Total		469	387

NO. OF SCHOOLS

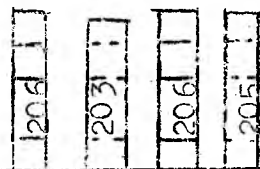
PRIMARY




MIDDLE



SECONDARY



Sr. SECONDARY



YEAR

1979-80

1980-81

1981-82

1982-83

1979-80

1980-81

1981-82

1982-83

1979-80

1980-81

1981-82

1982-83

1979-80

1980-81

1981-82

1982-83

NUMBER OF SCHOOLS
Agencies-wise

- 1- Senior Secondary Schools
- 2- Secondary Schools
- 3- Middle Schools

Academic Session 1982-83

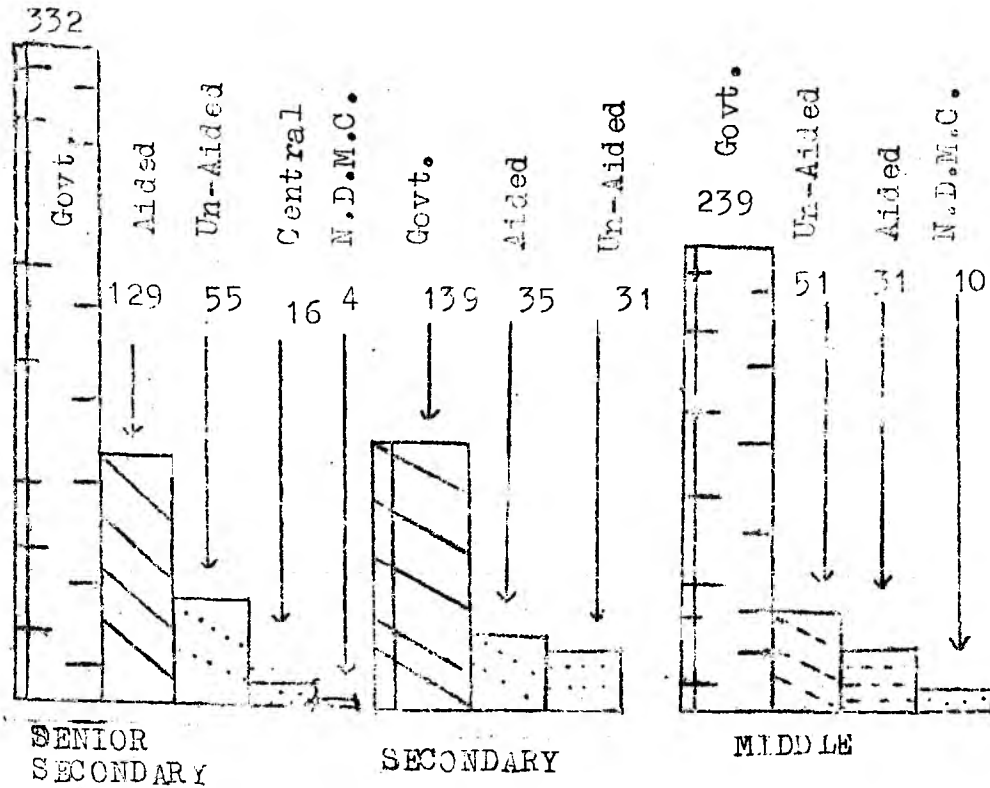


TABLE NO. IV
NUMBER OF SCHOOLS CATEGORY-WISE & AGENCY-WISE

CATEGORY OF SCHOOLS AGENCY-WISE.	YEARS				
	1979-80	1980-81	1981-82	1982-83	1983-84 (Projected)
<u>I. PRIMARY:</u>					
i. M.C.D.	1497	1533	1512	1504	1504
ii. M.C.D. Aided	50	51	54	54	54
iii. N.D.M.C.	65	65	65	66	66
iv. N.D.M.C. Aided	4	4	4	4	4
v. Delhi Cantt.	6	6	6	6	6
vi. Delhi Cantt. Board Aided.	2	2	2	2	2
vii. Unaided	53	65	95	95	95
Total ...	1677	1726	1733	1731	1731
<u>II. MIDDLE</u>					
i. Delhi Admn.	238	233	238	239	242
ii. Delhi Admn. Aided	28	28	30	31	32
iii. N.D.M.C.	10	10	10	10	10
iv. Unaided	49	55	49	51	52
Total ...	325	326	327	331	336
<u>III. SECONDARY</u>					
i. Delhi Admn.	144	143	143	139	140
ii. Delhi Admn. Aided	36	35	35	35	35
iii. Unaided	26	25	28	31	31
Total ...	206	203	206	205	206
<u>IV. SR. SECONDARY</u>					
i. Delhi Admn.	294	310	315	332	350
ii. Delhi Admn. Aided	121	125	126	129	130
iii. Central	13	13	13	16	16
iv. N.D.M.C.	4	4	4	4	4
v. Unaided	40	49	51	55	60
Total ...	472	501	509	536	560
Grand Total ...	2680	2756	2780	2803	2833

TABLE NO. V

NO. OF SCHOOLS (URBAN & RURAL) AGENCYWISE
1981-82

AGENCY	SCHOOLS								
	Urban			Rural			Total		
	B	G	T	B	G	T	B	G	T
<u>I. PRIMARY:-</u>									
i. M.C.D.	565	623	1188	213	111	324	778	734	1512
ii. M.C.D. Aided.	54	-	54	-	-	-	54	-	54
iii. N.D.M.C.	65	-	65	-	-	-	65	-	65
iv. N.D.M.C. Aided	4	-	4	-	-	-	4	-	4
v. Delhi Cantt, Board.	6	-	6	-	-	-	6	-	6
vi. Delhi Cantt. Board Aided.	2	-	2	-	-	-	2	-	2
vii. Unaided.	95	-	95	-	-	-	95	-	95
Total.	791	623	1414	213	111	324	1004	734	1738
<u>II. MIDDLE.</u>									
i. Delhi Admn.	117	76	193	37	8	45	154	84	238
ii. Delhi Admn. Aided	24	5	29	1	-	1	25	5	30
iii. N.D.M.C.	8	2	10	-	-	-	8	2	10
iv. Unaided	45	1	46	3	-	3	48	1	49
Total	194	84	278	41	8	49	235	92	327
<u>III. Secondary</u>									
i. Delhi Admn.	72	38	110	20	13	33	92	51	143
ii. Delhi Admn. Aided	27	6	33	2	-	2	29	6	35
iii. Unaided	24	2	26	2	-	2	26	2	28
Total.	123	46	169	24	13	37	147	59	206

	B	G	T	B	G	T	B	G	T
<u>IV. Sr. SECONDARY</u>									
i. Delhi Admn.	137	137	274	30	11	41	167	148	315
ii. Delhi Admn. Aided	76	47	123	3	-	3	79	47	126
iii. Unaided	44	6	50	1	-	1	45	6	51
iv. Central	12	-	12	1	-	1	13	-	13
v. N.D.M.C.	2	2	4	-	-	-	2	2	4
Total ...	271	192	463	35	11	46	306	203	509
Grand Total	1379	945	2324	313	143	456	1692	1088	2780

SUMMARY

i. Primary	791	623	1414	213	111	324	1004	734	1738
ii. Middle	194	84	278	41	8	49	235	92	327
iii. Sec.	123	46	169	24	13	37	147	59	206
iv. Sr. Sec.	271	192	463	35	11	46	306	203	509
Grand Total.	1379	945	2324	313	143	456	1692	1088	2780

TABLE NO. VI

CO-EDUCATIONAL SCHOOLS - CATEGORYWISE & AGENCY-WISE
(AS ON 30-9-1981)

	Govt. Aided		Unaided		NEMC		Central		Total		Total	
	Urban	Rural	U	R	U	R	U	R	U	R		
Sr. Sec.	16	16	32	-	42	-	1	11	1	102	17	119
Secondary	20	9	16	1	24	2	-	-	-	60	12	72
Middle	24	13	20	1	50	3	8	-	-	102	17	119
Total.	60	38	68	2	116	5	9	11	1	264	46	310

TABLE NO. VII-1

DISTRIBUTION OF SCHOOLS BY ENROLMENT RANGE WISE GOVT. & AIDED SENIOR SECONDARY
SCHOOLS (1981-82)

Enrolment Range	Govt.									Aided								
	Urban			Rural			Total			Urban			Rural			Total		
	B	G	T	B	G	T	B	G	T	B	G	T	B	G	T	B	G	T
0 - 100	-	-	-	-	-	-	-	-	-	-	-	-	-	-	-	-	-	-
101 - 200	-	-	-	-	-	-	-	-	-	1	1	2	-	-	-	1	1	2
201 - 300	-	-	-	-	-	-	-	-	-	-	-	-	-	-	-	-	-	-
301 - 400	3	3	6	3	1	4	6	4	10	2	1	3	-	-	-	2	1	3
401 - 500	5	12	17	3	1	4	8	13	21	1	4	5	-	-	-	1	4	5
501 - 600	10	15	25	6	2	8	16	17	33	10	8	18	-	-	-	10	8	18
601 - 700	15	15	30	9	4	13	24	19	43	1	4	5	2	-	2	3	4	7
701 - 800	23	19	42	-	1	1	23	20	43	9	4	13	1	-	1	10	4	14
801 - 900	13	24	37	4	-	4	17	24	41	11	5	16	-	-	-	11	5	16
901 - 1000	20	19	39	1	1	2	21	20	41	11	2	13	-	-	-	11	2	13
1001 - 1100	14	13	27	4	-	4	18	13	31	4	6	10	-	-	-	4	6	10
1101 - 1200	10	4	14	-	1	1	10	5	15	5	3	8	-	-	-	5	3	8
1201 - 1300	15	8	23	-	-	-	15	8	23	6	5	11	-	-	-	6	5	11
1301 - 1400	7	3	10	-	-	-	7	3	10	5	-	5	-	-	-	5	-	5
1401 - 1500	1	2	3	-	-	-	1	2	3	1	1	2	-	-	-	1	1	2
1501 - 1600	-	-	-	-	-	-	-	-	-	2	-	2	-	-	-	2	-	2
1601 - 1700	-	-	-	-	-	-	-	-	-	1	-	1	-	-	-	1	-	1
1701 - 1800	1	-	1	-	-	-	1	-	1	4	1	5	-	-	-	4	1	5
1801 - 1900	-	-	-	-	-	-	-	-	-	1	-	1	-	-	-	1	-	1
1901 - 2000	-	-	-	-	-	-	-	-	-	-	-	-	-	-	-	-	-	-
2001 & above.	-	-	-	-	-	-	-	-	-	1	2	3	-	-	-	1	2	3
Total	137	137	274	30	11	41	167	148	315	76	47	123	3	-	3	79	47	126

TABLE NO. VII - 2

DISTRIBUTION OF SCHOOLS BY ENROLMENT RANGEWISE GOVT. & AIDEDSECONDARY SCHOOLS, 1981-82.

Enrolment Range	Govt.									Aided								
	URBAN			RURAL			TOTAL			URBAN			RURAL			TOTAL		
	B	G	T	B	G	T	B	G	T	B	G	T	B	G	T	B	G	T
0-100	-	-	-	-	-	-	-	-	-	-	-	-	-	-	-	-	-	-
101-200	1	-	1	1	1	2	2	1	3	-	-	-	-	-	-	-	-	-
201-300	7	6	13	-	3	7	7	9	16	3	-	3	-	-	-	3	-	3
301-400	8	11	19	5	2	7	13	13	28	7	1	8	-	-	-	7	1	8
401-500	14	8	22	6	5	11	20	13	33	5	-	5	1	-	1	6	-	6
501-600	13	3	16	2	1	3	15	4	19	5	2	7	-	-	-	5	2	7
601-700	13	2	15	3	-	3	16	2	18	-	1	1	1	-	1	1	1	2
701-800	1	3	4	1	1	2	2	4	6	2	-	2	-	-	-	2	-	2
801-900	3	4	7	-	-	-	3	4	7	1	1	2	-	-	-	1	1	2
901-1000	7	1	8	1	-	1	8	1	9	-	-	-	-	-	-	-	-	-
1001-1100	1	-	1	-	-	-	1	-	1	-	1	1	-	-	-	1	-	1
1101-1200	3	-	3	-	-	-	3	-	3	1	-	1	-	-	-	1	-	1
1201-1300	-	-	-	1	-	1	1	-	1	1	-	1	-	-	-	1	-	1
1301-1400	1	-	1	-	-	-	1	-	1	-	-	-	-	-	-	-	-	-
1401-1500	-	-	-	-	-	-	-	-	-	-	-	-	-	-	-	-	-	-
1501 & Above	-	-	-	-	-	5	-	-	-	2	-	2	-	-	-	2	-	2
Total	72	38	110	20	13	33	92	51	143	27	6	33	2	-	2	29	6	35

R.K.

TABLE NO. VII-5

DISTRIBUTION OF SCHOOLS BY ENROLMENT RANGEWISE GOVT. AIDED MIDDLE SCHOOLS

Enrolment Range	GOVT.									AIDED								
	Urban			Rural			Total			Urban			Rural			Total		
	B	G	T	B	G	T	B	G	T	B	G	T	B	G	T	B	G	T
0-100	1	1	2	1	2	3	2	3	5	-	-	-	-	-	-	-	-	-
101-200	17	22	39	24	5	29	41	27	68	7	2	9	-	-	-	7	2	9
201-300	44	27	71	8	1	9	52	28	80	6	1	7	-	-	-	6	1	7
301-400	21	9	30	3	-	3	24	9	33	5	2	7	-	-	-	5	2	7
401-500	20	10	30	1	-	1	21	10	31	4	-	4	-	-	-	4	-	4
501-600	9	4	13	-	-	-	9	4	13	1	-	1	-	-	-	1	-	1
601-700	4	2	6	-	-	-	4	2	6	1	-	1	-	-	-	1	-	1
701-800	-	1	1	-	-	-	-	1	1	-	-	-	1	-	1	1	-	1
801-900	-	-	-	-	-	-	-	-	-	-	-	-	-	-	-	-	-	-
901-1000	-	-	-	-	-	-	-	-	-	-	-	-	-	-	-	-	-	-
1001&above	1	-	1	-	-	-	1	-	1	-	-	-	-	-	-	-	-	-
Total	117	76	193	37	8	45	154	84	238	24	5	29	1	-	1	25	5	30

TABLE NO. VIII - 1
NO. OF MIDDLE/SECONDARY/SR. SECONDARY SCHOOLS HAVING
PRIMARY DEPARTMENTS
1981-82

Category	GOVT.			AIDED			TOTAL		
	Urban	Rural	Total	Urban	Rural	Total	Urban	Rural	Total
<u>I. MIDDLE:-</u>									
Boys	1	-	1	9	1	10	10	1	11
Girls	1	-	1	4	-	4	5	-	5
Total ...	2	-	2	13	1	14	15	1	16
<u>II. SECONDARY:-</u>									
Boys	2	1	3	14	1	15	16	2	18
Girls	-	-	-	5	-	5	5	-	5
Total ...	2	1	3	19	1	20	21	2	23
<u>III. SR. SECONDARY:-</u>									
Boys	12	1	13	43	-	43	55	1	56
Girls	3	-	3	29	-	29	32	-	32
	15	1	16	72	-	72	87	1	88
Grand Total. (Boys & Girls)	19	2	21	104	2	106	123	4	127

TABLE NO. VIII - 2
 NAMES OF MIDDLE GOVT. & AIDED SCHOOLS HAVING
 PRIMARY CLASSES ALONGWITH THEIR ENROLMENT

Name of the School	Enrolment in Primary Department.			Total Enrolment.		
	Boys	Girls	Total	Boys	Girls	Total
1. Govt. B.M.S., Bara Hindu Eao, (Sindhi)	40	23	63	160	55	215
2. G.G.M. School, Haveli Azam Khan, Asaf Ali Road, New Delhi.	-	289	289	-	622	622
3. St. John's M. School, Khara Khurd, Delhi.	352	140	492	529	173	702
4. Delhi University Social Centre Sch., U. Campus, Delhi.	119	87	206	214	121	335
5. S.D. Jain G.M. School Subji Mandi, Delhi.	-	137	137	-	243	243
6. Guru Nanank M. School Kucha Kali Masjid, Sitaram Bazar, Delhi.	100	113	213	100	256	356
7. Khrist Raja M. School Ashok Place, Bangla Saheb Rd., New Delhi.	124	114	238	214	142	356
8. Gyan Mandir, M. School Aurangzeb Rd., N. Delhi.	256	153	409	364	221	585
9. Hope Hall M. School Wazir Nagar, N. Delhi.	114	54	168	174	76	250
10. P. & T M. Sch., Atul Grove Road, N. Delhi.	262	134	396	375	196	571
11. Air Force Co-edn. M. School Race Course, New Delhi.	178	62	240	260	93	353
12. Khalsa M. School, Sarojini Ngr., New Delhi.	243	171	414	410	273	683
13. Kalgidhar Khalsa G.M. Sch., Subhash Ngr., New Delhi.	219	119	338	305	193	488
14. Maharaja Ranjit Singh M. Sch. Ranjit Ngr., N. Delhi	190	142	332	196	216	412
15. Naraina G.M. School Naraina, New Delhi.	-	82	82	-	309	309
16. Andhara Edn. M. School Parsaad Ngr., N. Delhi.	71	57	128	102	83	185
Total ...	2258	1877	4145	3393	3272	6665

TABLE NO. VIII-3
 NAMES OF GOVT. & AIDED SECONDARY SCHOOLS HAVING
 PRIMARY CLASSES ALONGWITH ENROLEMENT
 1981-82.

NAME OF THE SCHOOL	ENROLEMENT					
	PRIMARY DEPTT.			TOTAL ENROLEMENT		
	B	G	T	B	G	T
1. Govt. Lady Noyce for Deaf and dumb, Ferozshah kotla, New Delhi.	295	207	502	342	243	585
2. G.B.Mehrauli No.1	72	6	78	342	6	348
3. Govt.Co.Edn.School, Yahia Ngr., New Delhi.	106	-	106	337	23	360
4. Geeta Sec.School,Nangloi, Delhi.	223	129	352	566	129	695
5. Mazrul Islam,FarashKhana, Delhi.	287	-	287	587	-	587
6. Rohtagi AVHS Nai Sarak, Delhi.	126	-	126	505	-	505
7. Gandhi Harijan,Brahmpur Ghonda, Delhi-53.	440	295	735	1064	587	1651
8. Jain Boys, Shahdra.	217	-	217	509	-	509
9. Phool Chand Vaish,Pahari Dhiraj, Delhi.	195	-	195	390	-	390
10. Quami Boys, Idgah Road, Delhi.	267	-	267	518	-	518
11. St.Anthony, Paharganj, New Delhi.	624	-	624	1557	-	1557
12. Lions Vidya Mandir Co. Edn., Kashmir House, New Delhi.	119	64	183	231	135	366
13. Vidya Bhawan, Lodi Estate, New Delhi.	114	116	230	201	230	431
14. Baijnath Arya Ishwar Ngr, New Delhi.	82	50	132	357	50	407
15. DAVCo-edn.,Delhi Cantt., New Delhi.	185	94	279	469	94	563
16. Rajputana Rifle H.M., Delhi Cantt., N.Delhi.	270	171	441	550	279	829
17. S.D.Co-Edn.,Delhi Cantt, New Delhi.	279	136	415	589	170	759
18. LTEA, Janakpuri	110	84	194	258	223	481
19. Saraswati Katra Neel, Delhi.	-	193	193	-	549	549
20. Baijnath Arya Shahdra, Delhi.	-	306	306	-	860	860
21. Bansidhar Memorial, Pahari Dhiraj,Delhi.	-	308	308	-	636	636
22. Jain G.Green Park,N.Delhi	102	108	210	102	288	390
23. Sri.Guru Nanak Girls, Delhi Cantt., N.Delhi.	275	410	685	275	771	1046
Total ...	4388	2677	7065	9749	5273	15022

Table No. VIII- 4
Names of Govt. & Aided Sr. Secondary School having
Primary classes alongwith their enrolment in Primary
Stage & Total Enrolment (1981-82)

Sl. No.	Name of School	Enrolment Pry. Deptt.			Enrolment Total		
		B	G	U	B	G	T
<u>Govt. School :-</u>							
1.	G.B.S.S.S., Gulabi Bagh	342	-	342	894	-	894
2.	G.C.S.S.S., " "	-	300	300	-	780	780
3.	G.B.S.S.S., Civil Lines	285	62	347	1041	62	1103
4.	G.B.S.S.S., Ludlo Castle (No.1)	312	77	389	1205	77	1282
5.	G.B.S.S.SNO.2, Ludlo Castle	326	39	365	1253	39	1292
6.	G.Co-edn., Ring Road	256	94	350	937	524	1461
7.	G.G.S.S.S., Timarpur	-	288	288	-	1219	1219
8.	G.B.S.S.S., Vivek Vihar	52	28	80	1234	86	1320
9.	G.B.S.S.S., Dadarpur	93	-	93	981	-	981
10.	G.Co-edn.S.S.S., President Estate	493	326	819	1396	603	1999
11.	G.B.S.S.S., Delhi Cantt.	88	-	88	1126	-	1126
12.	G.B.S.S.S., Najafgarh No.1	42	31	73	1209	31	1240
13.	G.Co-edn.S.S.S., Daulatpur	100	44	144	553	113	666
14.	G.B.S.S.S., IARI, Pusa	344	-	344	947	-	947
15.	G.G.S.S.S., IARI, Pusa	-	329	329	-	722	722
16.	G.G.S.S.S., Pashchim Vihar	37	39	76	707	71	778
	Total ...	2770	1657	4427	13485	4327	17810

Sl. No.	Name of School	Enrolment			Total Enrolment		
		P	G	T	P	G	T
Aided Schools:-							
1.	Sant Nirankari, Nirankari Colony, Delhi.	391	382	773	391	994	4385
2.	Guru Nanak Singh, Sabha Road, Subji Mandi, Delhi.	22	443	465	22	1010	1032
3.	Butler Memorial, Bulleward Road, Delhi.	-	655	655	-	1291	1291
4.	Victoria, Rajpur Road, Delhi.	-	263	263	-	738	738
5.	Bengali (Co-edn.), Alipur Road, Delhi.	170	131	301	349	243	592
6.	Delhi United Christian, Rajniwas Marg, Delhi.	471	-	471	982	-	982
7.	Govindram Gurukul Ram Bagh, Old Rohtak Road, Delhi.	91	22	113	543	22	565
8.	S.S.S.T. Gujrati Trust, Rajniwas Marg, Delhi.	172	132	304	530	363	893
9.	Pindi Gheh Khalsa, Loriwalan, New Rohtak Rd., Karol Bagh, New Delhi.	210	159	369	721	485	1206
10.	Beni Prasad, Jaipuria, Rajpur Road, Delhi.	-	457	457	-	1040	1040
11.	Jar. Dayal Arya Vedic, Naya Pans, Hariyadi, Delhi.	571	-	571	1286	-	1286
12.	Jain Sanskrit Commercial, Kucha Set Dariba, Delhi.	444	-	444	963	-	963
13.	Arya Samaj, Chawari Bazar, Delhi.	-	521	521	-	1295	1295
14.	Jain, Dharmpura, Delhi.	-	485	485	-	1193	1193
15.	SETB, Sisganj, Delhi.	-	186	186	-	717	717
16.	L.N. Girhari Lal, Fatehpuri, Delhi.	217	-	217	823	-	823
17.	S.D. Shahdara, Delhi.	119	30	149	735	30	765
18.	Guru Nanak, Gandhi Nagar, Delhi.	278	252	530	278	742	1020
19.	L.A.V.No.II, Shankar Nagar, Delhi.	435	-	435	1237	-	1237
20.	Rattan Devi Arya, Krishan Nagar, Delhi.	-	267	267	-	1221	1221

Sl. No.	Name of School	Enrolment Primary Deptt.			Total Enrolment		
		B	G	T	B	G	T
21.	Jain Daryaganj, Delhi.	412	-	412	1340	-	1340
22.	Francis Daryaganj, Delhi.	-	244	244	-	502	502
23.	S.S. Khalsa Daryaganj, Delhi.	-	343	343	-	1064	1064
24.	D.A.V. Darya Ganj, Delhi.	328	-	328	1832	-	1832
25.	Mira Lal Jain, Sadar Bazaar, Delhi.	723	-	723	1705	-	1705
26.	Jain Sannopasak, Sadar Bazaar, Delhi.	262	-	262	883	-	883
27.	Shafiq Memorial, Bara Hindu Rao, Delhi.	294	137	431	656	242	898
28.	Vidya Gyan Mandir, Pahari Dhiraj, Delhi.	243	46	289	785	201	986
29.	Arya Girls, Teliwara, Delhi.	-	508	508	-	1181	1181
30.	Jagat V.S.D. Jhandewalan Link Road, New Delhi.	-	117	117	-	571	571
31.	L.D. Jain, Pahari Dhiraj, Delhi.	-	508	508	-	1214	1214
32.	St. Anthony, Paharganj, New Delhi.	-	1095	1095	-	2103	2103
33.	S.G.T. B. Girls, Pulbangash, Delhi.	5	358	363	5	906	911
34.	S.D. Hari Mandir, Nabi Karir, Paharganj, New Delhi.	-	609	609	-	1783	1783
35.	Andhra Education Society, Rouse Avenue, New Delhi.	448	219	667	1268	378	1646
36.	D.T.E.A., Mandir Marg, Reading Road, New Delhi.	158	103	261	739	493	1232
37.	Harcourt Butler, Mandir Marg, New Delhi.	710	-	710	2057	-	2057
38.	Nutan Marathi, Pahar Ganj, New Delhi.	354	138	492	1107	266	1373
39.	Raisina Bengali, Reading Rd., New Delhi.	222	118	340	657	263	920
40.	Union Academy, Raja Bazar, New Delhi.	408	-	408	1042	-	1042
41.	Khalsa, Chuna Mandi, Pahar Ganj, New Delhi.	181	215	396	181	667	848

Sl. No.	Name of School	Enrolment			Total Enrolment		
		Primary	Deptt.		B	C	T
		B	G	T	B	C	T
42.	B.N. Arya Girls, Raja Bazar, New Delhi.	-	283	283	-	1432	1432
43.	S.G.M.K. Bangla Sahib, Asnoka Road, New Delhi.	-	237	237	-	782	782
44.	D.A.V. Jangpura, New Delhi.	136	-	136	785	-	785
45.	Kerala Education Society, Canning Road, New Delhi.	354	319	673	793	737	1530
46.	S.E.S. Baba Neb Raj, Lajpat Nagar, New Delhi.	117	98	215	342	249	592
47.	Delhi Kannada, Lodi Estate, New Delhi.	174	136	310	532	324	856
48.	D.T.E.A. Lodhi Estate, New Delhi.	277	208	485	819	676	1495
49.	J.P.M. Blind School, Lal Bahadur Shastri Marg, New Delhi.	72	-	72	150	-	150
50.	Shyama Prasad Vidyalaya, Lodhi Estate, New Delhi.	255	205	460	614	557	1171
51.	Lady Irwin, Canning Rd., New Delhi.	-	1379	1379	-	3119	3119
52.	S.G.T.B. Khalsa, Aliganj, New Delhi.	85	74	159	85	418	503
53.	S.R.S.D., Lajpat Ngr., New Delhi.	211	78	289	640	165	805
54.	S.S. Khalsa, Chakwal, Lajpat Ngr., New Delhi.	229	123	357	991	407	1398
55.	D.T.E.A., Laxmi Bai Nagar, New Delhi.	196	168	364	618	505	1121
56.	V.N. Bengali, Sarojini Nagar, New Delhi.	74	78	152	316	268	584
57.	Bidhan Chandra School, Moti Bagh, New Delhi.	55	57	112	188	174	362
58.	D.T.E.A. Moti Bagh, New Delhi.	213	127	340	475	325	800
59.	D.T.E.A., Sec. IV, R.K. Puram, New Delhi.	137	99	236	391	342	733

Sl. No.	Name of school	Enrolment			Total Enrolmen	
		Primary Deptt.			B	G
		B	G	T		
60.	Air Force Central School, Delhi Cantt.	430	327	757	884	585
61.	Sukho Khalsa, Fateh Ngr., New Delhi.	245	183	428	1134	569
62.	Bhai Biba Singh, Khalsa, Moti Nagar, New Delhi.	136	113	249	325	307
63.	S.B. MILLS, Shivaji Marg, New Delhi.	223	113	336	964	495
64.	Bhai Joga Singh, East Patel Nagar, New Delhi.	89	296	385	89	865
65.	Rashtriya Virjanand, Andhra Kanya Vidyalaya, New Rajinder Nagar, New Delhi.	-	70	70	-	173
66.	Vidya Bhawan Girls, New Rajinder Nagar, New Delhi.	-	492	492	-	1154
67.	D.T.E.A., Pusa Rd., New Delhi.	268	195	463	763	585
68.	Sri Akali Baba Phool Singh, Rajinder Nagar, New Delhi.	165	92	257	538	284
69.	S.G.T.B. Khalsa SSS, Dev Nagar, New Delhi.	296	-	296	1709	-
70.	Arya Girls Rehgarpura, New Delhi.	-	315	315	-	869
71.	Satbharawan Girls Arya Samaj Road, New Delhi.	-	243	243	-	1289
72.	S.G.T.B. Khalsa Girls, Dev Nagar, New Delhi.	91	198	289	81	987
Total ...		12867	15454	28321	37344	41769

TABLE NO. IX

NO. OF SCHOOLS ACCORDING TO DIFFERENT STREAMS OF BBN. AT SR. SEC. LEVEL - 1981-82.

Sl. No.	Stream	No. of Schools Agencywise Class XI & XII																													
		GOVT						AIDED						UNAIDED						NDMC											
		XI			XII			XI			XII			XI			XII			XI			XII								
		B	G	T	B	G	T	B	G	T	B	G	T	B	G	T	B	G	T	B	G	T	B	G	T						
1.	Hum./Com./Sci.	92	29	121	93	27	120	37	8	45	37	8	45	31	3	34	29	3	32	4	-	4	3	-	3	2	2	4	2	2	4
2.	Hum./Com.	38	35	73	37	34	71	18	14	32	18	13	31	2	1	3	1	1	2	-	-	-	-	-	-	-	-	-	-	-	-
3.	Hum./Sci.	8	25	33	5	26	31	4	8	12	4	8	12	-	1	1	-	1	5	-	5	4	-	4	-	-	-	-	-	-	-
4.	Com./Sci.	5	-	5	5	-	5	8	-	8	8	-	8	9	-	9	8	-	8	-	-	-	-	-	-	-	-	-	-	-	-
5.	Hum./Com./Sci./ Vocational	-	-	-	-	-	-	3	-	3	3	-	3	-	1	1	-	1	-	1	-	-	-	-	-	-	-	-	-	-	-
6.	Hum./Sci./Voc.	-	-	-	-	-	-	-	-	-	-	-	-	-	-	-	-	-	-	-	-	-	-	-	-	-	-	-	-	-	-
7.	Hum./Voc.	-	-	-	-	-	-	-	2	2	-	2	2	-	-	-	-	-	-	-	-	-	-	-	-	-	-	-	-	-	-
8.	Vocational only	-	-	-	-	-	-	-	-	-	-	-	-	-	-	-	-	-	-	-	-	-	-	-	-	-	-	-	-	-	-
9.	Humanities	"	21	59	80	24	58	82	4	14	18	4	14	18	4	1	1	-	-	-	1	-	1	1	-	1	-	-	-		
10.	Commerce	"	2	-	2	2	-	2	5	1	6	5	1	6	-	-	-	-	-	-	-	-	-	-	-	-	-	-	-		
11.	Science	"	-	-	-	-	-	-	-	-	-	-	-	-	2	-	2	3	-	3	1	-	1	1	-	1	-	-	-		
	Total ...	166	143	314	166	145	311	79	47	126	79	46	125	44	6	50	41	6	47	11	-	11	9	-	9	2	2	4	2	2	4

TABIE NO. X - 1
ENRO LMENT--ST AGE-WISE
(IN-LUGHS)

STAGE	ENRO LMENT				
	1979-80	1980-81	1981-82	1982-83	1983-84 (Projected)
<u>I. Pre-Primary.</u>					
Boys	0.21	0.23	0.25	0.27	0.29
Girls	0.21	0.23	0.24	0.25	0.27
Total ...	0.42	0.46	0.49	0.52	0.55
<u>II. Primary.</u>					
Boys	3.46	3.58	3.76	3.91	4.06
Girls	2.98	3.10	3.20	3.30	3.40
Total ...	6.44	6.68	6.96	7.21	7.46
<u>III. Middle</u>					
Boys	1.76	1.87	1.96	2.07	2.16
Girls	1.28	1.36	1.44	1.53	1.65
Total	3.04	3.23	3.40	3.60	3.81
<u>IV. Secondary.</u>					
Boys	0.93	0.96	0.99	1.02	1.06
Girls	0.67	0.69	0.71	0.74	0.78
	1.60	1.65	1.70	1.76	1.84
<u>V. Sr. Secondary:-</u>					
Boys	0.45	0.49	0.52	0.54	0.56
Girls	0.36	0.40	0.43	0.47	0.51
Total ...	0.81	0.89	0.95	1.01	1.07
Grand Total ...	12.31	12.91	13.50	14.10	14.74

NUMBER OF STUDENTS.....Stage-wise

ENROUMENT IN LAKHS

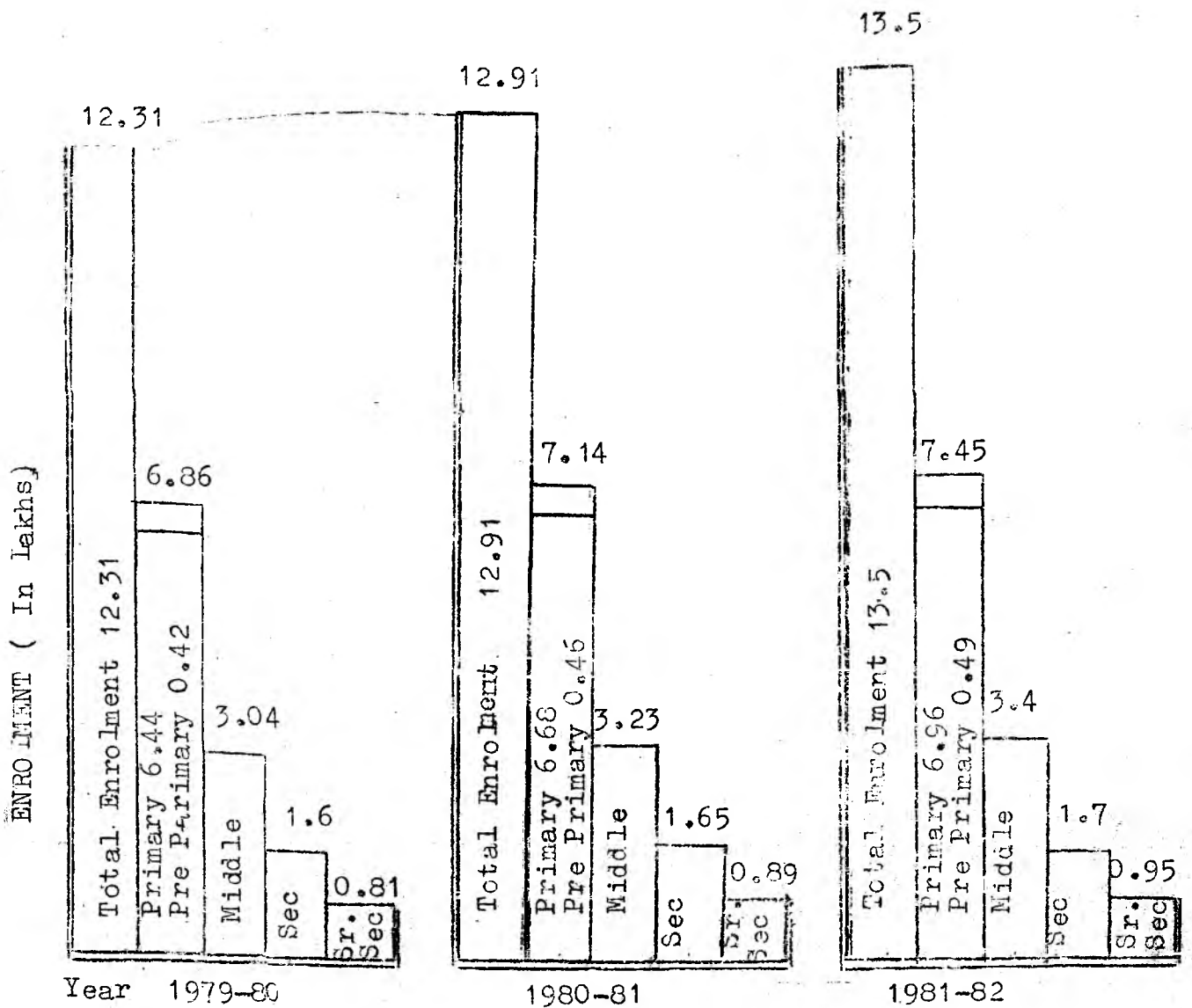


TABLE NO. X - 2

ENROLMENT STAGEWISE OF SCHEDULED CASTE/SCHEDULED TRIBES

STAGE	ENROLMENT YEARWISE					
	Scheduled Caste			Scheduled Tribe		
	1979-80	1980-81	1981-82	1979-80	1980-81	1981-82
<u>I. PRIMARY :-</u>						
Boys	91614	92773	105902	274	57	61
Girls	65032	67390	69676	694	52	49
Total	156646	160163	175578	968	109	110
<u>II. MIDDLES :-</u>						
Boys	24530	22619	31562	117	80	62
Girls	10741	13445	15726	41	27	27
Total	35271	42064	47288	158	107	89
<u>III. SECONDARY :-</u>						
Boys	10927	12379	13478	60	62	39
Girls	3647	4415	5143	17	6	3
Total	14774	16794	18621	77	68	42
<u>IV. SR. SECONDARY :-</u>						
Boys	3132	3938	4361	28	55	9
Girls	994	1396	1788	2	4	14
Total	4126	5334	6149	30	59	23
GRAND TOTAL	210817	224856	247636	1233	343	264

TABLE NO. XI

CATEGORY AND AGENCYWISE ENROLMENT

(AS ON 30-9-1981)

Schools	Government	Aided	Unaided	NLMC	Central	Total
* Sr.Secondary	266481	121639	101761	4037	20905	514823
** Secondary	76699	21256	25597	-	-	123552
*** Middle	69252	9751	21974	4604	-	105581
Total ...	412432	152646	149332	8641	20905	743956

TABLE NO. XII

ENROLMENT (URBAN & RURAL) AS ON 30-9-81

Schools.	Urban		Rural		Total		
	B	G	B	G	B	G	T
* Sr.Sec.	258651	225090	21470	9612	280121	234602	514823
** Secondary	65656	40466	11264	6166	76920	46632	123552
*** Middle	56742	38459	7862	2518	64604	40977	105581
Total.	381049	304015	40596	18296	421645	322311	743956

- * Include^g total enrolment of all classes of Sr.Sec.Schools
- ** " " " " " " " " Secondary Schools
- *** " " " " " " " " Middle Schools

TABLE NO. XIII
GROUPWISE NO. OF STUDENTS IN XI AND XII CLASS-ALL AGENCIES

Group	Number of Students								
	XI			XII			TOTAL		
	Boys	Girls	Total	Boys	Girls	Total	Boys	Girls	Total
1	2	3	4	5	6	7	8	9	10
1. Arts (Humanities)	9787	14390	24177	9256	14537	23793	19043	28927	47970
2. Commerce	9603	4136	13739	8307	3468	11775	17910	7604	25514
3. Science	7214	3063	10277	6995	3187	10182	14209	6250	20459
4. Vocational	278	253	531	202	186	388	480	439	919
5. Total...	26882	21842	48724	24760	21378	46138	51642	43220	94862

TABLE NO. XIV.
GROUPWISE NO. OF STUDENTS IN CLASS XI & XII ALL AGENCIES
(AS ON 30-9-81)

Group	NUMBER OF STUDENTS								
	XI			XII			Total		
	B	G	T	B	G	T	B	G	T
<u>Art Humanities:</u>									
S/C -	1315	852	2167	1169	710	1879	2484	1562	4046
S/T -	2	4	6	-	3	3	2	7	9
Others	8470	13534	22004	8087	13824	21911	16557	27358	43915
<u>Commerce -</u>									
S/C -	653	73	726	529	57	586	1182	130	1312
S/T -	1	5	6	1	-	1	2	5	7
Others	8949	4058	13007	7777	3411	11188	16726	7469	24195
<u>Science -</u>									
S/C -	360	42	402	298	46	344	658	88	746
S/T -	4	1	5	1	1	2	5	2	7
Others-	6850	3020	9870	6696	3140	9836	13546	6160	19706
<u>Vocational -</u>									
S/C -	26	4	30	11	4	15	37	8	45
S/T -	5	-	5	-	-	-	-	3	3
Others-	252	249	501	191	182	373	443	431	874
<u>Total</u>									
S/C -	2354	971	3325	2007	817	2824	4361	1788	6149
S/T -	7	10	17	2	4	6	9	14	23
Others-	24521	20861	45382	22751	20557	43308	47272	41418	88690
<u>Grand Total</u>									
S/C, S/T & Others	26882	21842	48724	24760	23778	46138	51642	43220	94862

TABLE NO. XV

NO. OF STUDENTS ACCORDING TO VOCATIONAL COURSES
IN CLASS XI & XII 1981-82 ALL AGENCIES

Sl. No.	Name of Vocational Subjects of Schools	No.	Students					
			XI			XII		
			B	G	T	B	G	T
1.	Office Management	6	113	118	231	85	91	176
2.	Typing	4	36	108	144	31	83	114
3.	Commerce	1	92	-	92	55	-	55
4.	Marketing	1	-	42	42	-	43	43
5.	Weaving	1	-	21	21	-	15	15
6.	Textiles	2	-	25	25	-	25	25
7.	Dress Designing	3	-	55	55	-	32	32
8.	Shorthand	4	36	61	97	31	33	64
9.	Ophthalmic Science	1	14	-	14	15	-	15
10.	Auditing & Accountancy	5	228	44	272	156	15	171
11.	Gen. Foundation	3	205	-	205	140	-	140
12.	Health Care & Beauty Culture	1	-	15	15	-	20	20
13.	Sociology & Commerce	2	-	64	64	-	68	68
14.	English	2	-	86	86	-	58	58
15.	Economics	2	92	44	136	55	15	70
16.	Optics	1	14	-	14	15	-	15
Total			830	683	1513	583	498	1081

TABLE NO. XVI.

ENROIMENT & TEACHERS IN GOVT. ADULT SEC. & SR. SEC. SCHOOLS (1981-82)

Sl. No.	Name of the School	Year of Opening.	Enrolment	No. of Teachers
1.	Sr. Sec., Mori Gate	1970-71	616	23
2.	Sr. Sec., Krishan Nagar.	1969-70	721	24
3.	Sr. Sec., Lajpat Nagar	1971-72	1247	25
4.	Sr. Sec., Kidwai Nagar (Jor Bagh)	1968-69	790	22
5.	Sec. School, Vijay Nagar, Blise Lines	1973-74	272	8
6.	Secondary, Shakti Nagar.	1970-71	271	11
7.	Secondary, Madanpur Khadar	1970	127	5
8.	" , Madangir (Dr. Ambedkar Ngr.)	1974	223	8
9.	" Nangal Ra+, D-Block, Janakpuri.	-	269	7
10.	" Najaf Garh	1973	324	11
11.	" Karam Pura	1969-70	285	11
12.	" Dev Nagar	1974-75	418	10
Total			5563	165

TABLE NO. XVII - 2

MINORITY LANGUAGES (PUNJABI & URDU)
AS MEDIUM & SUBJECT-1981-82

S.No.	Agency	PUNJABI MEDIUM						PUNJABI SUBJECT					
		No. of Schools		No. of Students		No. of Teachers		No. of Schools		No. of Students		No. of Teachers	
		Pry. Level	Mid-Sec. Level	Pry. Level	Mid-Sec. Level	Pry. Level	Mid-Sec. Level	Pry. Level	Mid-Sec. Level	Pry. Level	Mid-Sec. Level	Pry. Level	Mid-Sec. Level
1.	Delhi Admn.	-	-	-	-	-	-	2	202	-	16726	-	191
2.	Aided	7	6	1305	1288	54	66	21	30	7873	8402	35	4
3.	Central	-	-	-	-	-	-	-	-	-	-	-	-
4.	M.C.D.	-	-	-	-	-	-	4	-	1271	-	34	-
5.	N.D.M.C.	-	-	-	-	-	-	-	2	-	144	-	-
6.	Unaided	-	-	-	-	-	-	5	10	1911	1477	1	1
Total		7	6	1305	1288	54	66	30	244	11055	8749	70	2
		URDU MEDIUM						URDU SUBJECT					
1.	Delhi Admn.	1	16	289	5774	7	170	1	28	289	6369	7	
2.	Aided	3	6	975	3242	28	133	3	10	975	3459	9	
3.	Central	-	-	-	-	-	-	-	-	-	-	-	-
4.	M.C.D.	74	-	13044	-	510	-	79	-	5201	-	10	
5.	N.D.M.C.	-	3	750	77	10	2	-	4	750	180	50	
6.	Unaided	-	-	-	-	-	-	-	2	-	49	-	
Total		78	25	15058	9093	555	305	83	44	7215	10057	76	

Note:- The No. of teachers has been taken from NDMC office letter 15-7-82 while as office information it is 5.

TABLE NO. XVII - 3
SCHOOLS HAVING MINORITY LANGUAGE
AS MEDIUM OF INSTRUCTION
1981-82

S.No.	Language/Schools	Class.
<u>Punjabi as Medium</u>		
1.	Maharaja Ranjit Singh Co-Edn. Middle School, Ranjit Nagar, New Delhi.	Primary Stage
2.	Guru Nanak Girls School, Subzi Mandi.	I to VIII
3.	S.G.T.B. Khalsa Girls Sr.Sec. School, Ali Ganj.	II, IV & V to XII
4.	S.G.T.B. Khalsa Girls Sr.Sec. School, Sis Ganj.	I to XII
5.	Bhai Joga Singh Girls Sr.Sec. School, East Patel Nagar.	III to VIII
6.	S.G.T.B. Girls S.S.School, Dev Nagar.	I to XII
7.	S.G.T.B. Boys S.S.School, Dev Nagar.	I to VIII
<u>Urdu Medium</u>		
1.	G.G.M.S., Kala Mahal	VI to VIII
2.	G.G.M.S., Haweli Azam Khan	V to VIII
3.	" Lal Kuan	VI to VIII
4.	" Bulbuli Khana	VI to VIII
5.	G.B.M.S., Matia Mahal	"
6.	" Okhla	"
7.	G.G.S.S.School, Jafrabad	VI to X
8.	G.B.S.School, "	VI to X
9.	G.B.S.School, Trilok Puri	VI to VIII
10.	G.B.S.S., Pataudi House	VI to X
11.	" New Friends Colony.	IX & X
12.	" Jama Masjid No.2	"
13.	G.B.S.S.S., Jama Masjid	VI to XII
14.	G.G.S.S. School, Chasma Building	"
15.	" Bulbuli Khana	"
16.	" Zeenat Mahal No.2	"
<u>Aided School</u>		
1.	Fatehpuri Muslim S.S.School	"
2.	Shafiq Memorial S.S.School	V to XII
3.	Anglo Arabic S.S.School	VI to XII
4.	Majurul Islam Sec.School	I to X
5.	Quami Boys S.S.School	"

Bengali Medium

- | | | |
|----|---|-----------|
| 1. | Bengali Boys S.S.School, Alipur Road | I to XII |
| 2. | Raising Bengali S.S.School,
Reading Road, New Delhi. | I to VIII |
| 3. | Union Academy, Raja Bazar, New Delhi. | I to V |
| 4. | V.N. Bengali S.S.School, Sarojini
Nagar, New Delhi. | I to XII |
| 5. | Bidhan Chandra (Co-ed.) S.S.School,
Moti Bagh, New Delhi. | I to X |
| 6. | Lady Irwin Canning Road, New Delhi. | I to III |
| 7. | Shyama Prasad (Co-Edn) Vidyalaya,
Lodhi Estate, New Delhi. | I to X |
| 8. | Vidhya Bhawan Girls S.S.School,
New Rajinder Nagar. | I to XII |

Tamil Medium

- | | | |
|----|-----------------------|---------|
| 1. | D.T.E.A., Mandir Marg | I to V |
| 2. | " Lodhi Estate | " |
| 3. | " Laxmi Bai Nagar | " |
| 4. | " R.K. Puram | " |
| 5. | " Moti Bagh | " |
| 6. | " Pusa Road | " |
| 7. | " Janak Puri | I to IV |

Sindhi Medium

- | | | |
|----|---|-----------|
| 1. | S.E.S. Babu Neh Raj (Co-edn.)
S.S.Sch., Lajpat Nagar, New Delhi. | I to VIII |
| 2. | G.B.M.S., Bara Hindu Rao, Delhi. | I to V. |

Gujarathi Medium

- | | | |
|----|--|--------|
| 1. | S.S.L.T. Gujarati, Raj Niwas Marg,
Delhi. | I to V |
|----|--|--------|

Telugu Medium

- | | | |
|----|--|--------|
| 1. | Andhra Education Society (Co-edn.)
Rouse Avenue, New Delhi. | I to V |
| 2. | Telgu School Sector II,
R.K. Puram, New Delhi. | " |
| 3. | Andhra Edn. Society, Middle Sch.,
Prasad Nagar. | " |

Malayalam Medium

- | | | |
|----|---|--------|
| 1. | Kerala Education Society (Co-edn.) Sr.
Sec. School, Canning Road, New Delhi. | I to V |
| 2. | Kerala Public Middle School,
Janak Puri. | " |

TABLE NO. XVIII-1
 Number of Schools and students having different S.U.P.W.'s
 Subjects in Class IX and X in Govt. Sr. Sec. and Secondary Schools
 (As on 30-9-81)

Sl. No.	Grade	No. of School		No. of Students in Class IXth				No. of students in class Xth.					
		Sr. Sec.	Sec.	Boys		Girls		Boys		Girls			
				Sr. Sec.	Sec.	Sr. Sec.	Sec.	Sr. Sec.	Sec.	Sr. Sec.	Sec.		
1.	Commercial Art	1	150	51	7123	2739	645	226	6212	2109	701	134	
2.	Tailoring		104	33		27	-	3957	1054	10	-	3559	1013
3.	Meal Planning		139	50		3	-	9268	2583	-	-	9300	1830
4.	Electrical Gadgets		71	14		3750	872	256	-	3259	645	207	-
5.	Electronics		35	5		1040	292	162	-	1094	289	194	-
6.	Gardening		40	54		7628	3898	1105	188	6288	2660	610	115
7.	Photography		46	12		1826	392	-	-	1706	392	-	-
8.	Music		71	10		3	-	1978	177	1	-	1505	137
9.	Craft/Wood Work		30	6		1380	216	109	-	1340	225	118	-
10.	Batik		43	14		97	152	952	221	109	207	1033	240
11.	Agriculture		11	5		772	243	-	-	733	149	-	-
12.	Chalk making		1	-		-	-	39	-	-	-	24	-
13.	Spinning & Weaving		1	2		22	68	-	-	23	120	-	-
14.	Interior Decoration		3	1		-	-	207	74	-	-	31	-
15.	Library Science		3	1		-	-	52	28	25	-	20	22
16.	First Aid/Nursing		4	1		-	51	167	-	-	-	191	-
17.	Drawing & Painting		13	3		21	-	370	48	30	-	268	15
18.	Adult Literary		11	-		686	-	-	-	925	-	-	-
19.	Bakery		4	1		-	-	372	-	-	-	420	27
20.	Needle work		4	-		-	-	170	-	-	-	79	-
21.	Home Science/ Domestic Science		3	4		-	-	174	294	-	-	182	176
22.	Health & Nutrition		4	-		268	-	105	-	268	-	123	-
23.	Leather Work		2	-		235	-	-	-	178	-	-	-
24.	Paper Craft		2	-		94	-	-	-	51	-	-	-
25.	Mechanical Engg.		2	-		97	-	-	-	174	-	-	-

S.No.	Trade	No. of school		No. of students in				No. of students in			
				Class IXth				Class Xth			
		Sr.	Sec.	Boys		Girls		Boys		Girls	
		Sr.	Sec.	Sr.	Sec.	Sr.	Sec.	Sr.	Sec.	Sr.	Sec.
26.	Tie and Die	21	4	128	208	605	86	50	162	547	52
27.	Embroidery	3	-	-	-	126	-	-	-	70	-
28.	House Hold Gadgets repair & Maintenance	1	1	27	39	-	-	34	37	-	-
29.	S.U.P.W.(Unspeci- fied)	5	-	136	-	346	-	143	-	112	-
30.	Block printing	3	-	53	-	19	-	28	-	51	-
31.	Dancing	1	-	-	-	12	-	-	-	-	-
32.	Basic Engg.	3	-	97	193	51	-	172	153	38	-
33.	Radio Mechanism	-	1	-	18	-	-	-	34	-	-
34.	Physical Educa- tion	-	1	-	-	-	48	-	-	-	-
Total				25513	9411	21247	5027	22853	7182	19384	3766

TABLE NO. XVIII-2
 NO. OF SCHOOLS AND STUDENTS HAVING DIFFERENT S.U.P.W. TO
 SUBJECTS IN CLASS IX AND X IN AIDED SR.SEC. & SEC. SCHOOLS.
 AS ON 30-9-1981

S.No.	Trade	No. of School		No. of students in class IXth				No. of students in Class Xth			
		Sr.Sec.	Sec.	Boys		Girls		Boys		Girls	
				Sr.Sec.	Sec.	Sr.Sec.	Sec.	Sr.Sec.	Sec.	Sr.Sec.	Sec.
1.	Commercial Art	54	14	2653	897	368	21	2050	871	324	-17
2.	Tailoring	39	4	54	-	1137	150	59	-	993	115
3.	Meal Planning	44	7	-	6	2155	365	-	-	2027	311
4.	Electrical Gadgets	27	4	1304	91	195	-	1122	115	146	-
5.	Electronics	34	4	1690	128	195	9	1552	101	163	-
6.	Gardening	17	7	705	308	210	24	588	209	148	18
7.	Photography	14	3	594	60	40	24	524	98	26	10
8.	Music	30	1	152	-	746	44	139	-	629	15
9.	Craft/Wood Work	-	-	-	-	-	-	-	-	-	-
10.	Batik	7	2	138	115	80	-	56	67	83	-
11.	Agriculture	3	1	239	75	-	-	307	64	-	-
12.	Shalk Making	-	-	-	-	-	-	-	-	-	-
13.	Spinning & Weaving	-	-	-	-	-	-	-	-	-	-
14.	Interior Decoration	-	-	-	-	-	-	-	-	-	-
15.	Library Science	6	-	46	-	29	-	41	-	102	-
16.	First Aid/Nursing	3	-	134	-	37	-	145	-	32	-
17.	Drawing & Painting	-	-	-	-	-	-	-	-	-	-
18.	Aviation	-	-	-	-	-	-	-	-	-	-
19.	Bakery	-	1	-	-	-	48	-	-	-	33
20.	Book Binding	-	-	-	-	-	-	-	-	-	-
21.	Home Science	-	-	-	-	181	-	-	-	155	-
22.	Health & Nutrition	5	-	-	-	-	-	-	-	-	-
23.	Leather Work	1	-	34	-	-	-	40	-	-	-
24.	Textile Craft	-	-	-	-	-	-	-	-	-	-
25.	Book Craft	6	1	139	-	79	28	145	-	33	72
26.	Plantation Mngt.	-	-	-	-	-	-	-	-	-	-
27.	Art & Design	4	-	-	-	107	-	-	-	77	-

S.No.	Trade	No. of School		No. of students in Class IXth				No. of students in Class Xth					
		Sr.	Sec.	Boys		Girls		Boys		Girls			
				Sr.	Sec.	Sr.	Sec.	Sr.	Sec.	Sr.	Sec.		
27.	Embroidery	-	1	-	-	-	-	19	-	-	-	-	10
28.	House Hold Gadgets repair and Maintenance	-	-	-	-	-	-	-	-	-	-	-	-
29.	S.U.P.W.(Unspecified)	2	-	432	-85	458	-	524	84	355	-	-	
30.	Block Printing	-	-	-	-	-	-	-	-	-	-	-	
31.	Dancing	-	-	-	-	-	-	-	-	-	-	-	
32.	Basic Engg.	3	-	111	-	-	-	89	-	11	-	-	
33.	Radio Mech.	-	-	-	-	-	-	-	-	-	-	-	
34.	Physical Education	-	-	-	-	-	-	-	-	-	-	-	
35.	Typing	1	1	163	-60	192	-	91	47	124	-	-	
36.	Clay Modelling	1	-	43	-	-	-	26	-	-	-	-	
37.	Social Science	1	-	56	-	44	-	49	-	-	-	-	
38.	Artistic Activity	1	-	104	-	-	-	62	-	-	-	-	
39.	Indian Language	1	-	-	-	-	-	59	-	-	-	-	
40.	Community Services	2	-	43	-	-	-	-	-	-	-	-	
41.	Draftsmanship	1	-	38	-	-	-	36	-	-	-	-	
42.	Banking	1	-	-	-	13	-	-	-	13	-	-	
43.	Traffic Trg.	2	-	45	-	-	-	20	-	-	-	-	
44.	Scouting	-	1	-	-	42	-	-	27	-	-	-	
Total				8987	1867	6266	732	7724	1683	5441	571	-	-

TABLE NO. XIX- 1

DISTRICT-WISE NO. OF SCHOOLS, SECTIONS, ENROLMENT & TEACHERS OF GOVT. & AIDED SCHOOLS

(MIDDLE, SECONDARY & SR. SEC. SCHOOLS-AS ON 30-9-81)

School & District	No. of Schools		Government						No. of Schools		Aided			No. of Teachers		
	No. of Sch-	No. of sec-tions	No. of Students			No. of Teachers			No. of Sch-	No. of sec-tions	No. of students			No. of Teachers		
	B	G	T	M	F	T	T	Sch-	sec-	B	G	T	M	F	T	
<u>MIDDLE</u>																
North	84	605	13030	9590	22620	574	383	957	5	49	1205	654	1859	25	43	68
East	68	575	12942	9774	22716	505	386	891	12	86	1866	1305	3171	66	59	125
South	36	288	7430	2427	9857	244	151	395	6	77	1714	927	2641	6	97	103
West	50	409	9007	5052	14059	319	310	629	7	71	1111	969	2080	5	87	92
Total.	238	1877	42409	26843	69252	1642	1230	2872	30	283	5896	3855	9751	102	286	388
<u>SECONDARY</u>																
North	35	454	9490	5902	15392	418	284	702	4	66	1749	445	2194	51	31	82
East	34	638	13199	7964	21163	583	327	910	18	308	8958	3370	12328	302	147	449
South	33	531	11863	7295	19158	425	373	798	5	67	891	1295	2186	26	69	95
West	41	557	14104	6882	20986	544	333	877	8	125	2699	1849	4548	83	81	164
Total.	143	2180	48656	28043	76699	1970	1317	3287	35	566	14297	6959	21256	462	328	790
<u>SR. SECONDARY</u>																
North	91	2034	41536	32775	74111	1846	1499	3345	22	505	10534	9001	19535	351	377	728
East	66	1589	30003	30633	60636	1289	1254	2543	60	1539	33517	26627	60044	1051	1163	2214
South	73	1662	32689	26032	58721	1369	1380	2749	22	578	10816	9478	20294	328	514	842
West	85	2039	37902	35111	75013	1616	1674	3290	22	590	11687	10079	21766	362	513	875
Total.	315	7314	141930	124551	266481	6120	5807	11927	126	3212	66554	55085	121639	2092	2567	4659

TABLE NO XIX-2
 DISTRICTWISE NO. OF SCHOOLS, SECTIONS, ENROLMENT & TEACHERS OF GOVT. & AIDED
 SENIOR SECONDARY SCHOOLS AS ON 30-9-1981

Districts	No. of schools	No. of sections	GOVT. (URBAN)					No. of schools		GOVT. (RURAL)							
			No. of students			No. of Teachers		T	Sec-	No. of students			No. of teachers				
			B	G	T	M	F	T	col-	B	G	T	M	F	T		
North	68	1574	31267	27121	58388	1355	1289	2644	23	450	10069	5654	15723	491	210	701	
East	66	1589	30003	30633	60636	1289	1254	2543	-	-	-	-	-	-	-	-	
South	68	1577	30911	24896	55807	1280	1335	2615	5	85	1778	1136	2914	89	45	134	
West	72	1801	31517	32563	64080	1345	1587	2932	13	238	6385	2548	8933	271	87	358	
Total	274	6541	123698	115213	238911	5269	5465	10734	41	773	18232	9338	27570	851	342	1193	
						<u>AIDED (URBAN)</u>					<u>AIDED (RURAL)</u>						
North	19	442	8192	9001	17193	260	377	637	3	63	2342	-	2342	91	-	91	
East	60	1539	33517	26527	60044	1051	1463	2214	-	-	-	-	-	-	-	-	
South	22	578	10816	9478	20294	328	514	842	-	-	-	-	-	-	-	-	
West	22	590	11687	10079	21766	362	513	875	-	-	-	-	-	-	-	-	
Total	123	3149	64212	55085	119297	2001	2567	4568	3	63	2342	-	2342	91	-	91	

TABLE NO. XIX-3

DISTRICTWISE NO. OF SCHOOLS, SECTIONS, ENROLMENT & TEACHERS OF
GOVT. & AIDED SECULARLY SCHOOLS - AS ON 30-9-81

District.	<u>Govt. Urban</u>									<u>Govt. Rural</u>						
	No. of schools	No. of Sections	No. of Students			No. of Teachers			No. of Schools	No. of Sections	No. of Students			No. of Trs.		
			B	U	T	M	F	T			B	G	T	M	F	T
North	25	345	7940	3455	11395	340	189	529	10	109	1550	2447	3997	78	95	173
East	30	562	11534	6818	18352	521	285	804	4	76	1665	1146	2811	62	44	106
South	29	482	10255	7185	17440	350	369	719	4	49	1608	110	1718	75	4	79
West	26	370	9069	4682	13751	341	243	584	15	187	5035	2200	7235	206	90	293
Total	110	1759	38798	22140	60938	1552	1084	2636	33	421	9858	5903	15761	418	23	651
	<u>Aided Urban</u>									<u>Aided Rural</u>						
North	2	35	762	316	1078	27	23	50	2	31	987	129	1116	24	8	32
East	18	308	8958	5370	12328	302	147	449	-	-	-	-	-	-	-	-
South	5	67	891	1295	2186	26	69	95	-	-	-	-	-	-	-	-
West	8	125	2699	1849	4548	83	81	164	-	-	-	-	-	-	-	-
Total	33	535	13310	6830	20140	438	320	758	2	31	987	129	1116	24	8	32

Director, Educational
 Delhi-110016
 6882
 22-5-92

TABLE NO: XIX-A

District-wise No. of schools, sections Enrolment & Teachers
of Govt. Aided Schools

District	<u>GOVT. URBAN</u>			<u>(MIDDLE- As on 30-9-81)</u>						<u>GOVT. RURAL</u>						
	No. of Schools	No. of sections	No. of	No. of students			No. of Teacher			No. of	No. of	No. of Students			No. of Trs.	
			E	G	T	M	F	T	Schools	sections	B	G	T	M	F	T
North	61	470	9744	8289	18033	409	354	763	23	135	3286	1301	4587	165	29	194
East	64	539	11924	9620	21544	467	386	853	4	36	1018	154	1172	38	-	38
South	29	254	6665	2190	8855	208	142	350	7	34	765	237	1002	36	9	45
West	39	355	7572	4726	12298	251	298	549	11	54	1435	326	1761	68	12	80
Total ...	193	1618	35905	24825	60730	1335	1180	2515	45	259	6504	2018	8522	307	50	357

District	<u>AIDED URBAN</u>			<u>AIDED RURAL</u>												
	No. of Schools	No. of sections	No. of	No. of students			No. of Teacher									
			E	G	T	M	F	T	Schools	sections	B	G	T	M	F	T
North	4	33	676	481	1157	10	37	47	1	16	529	173	702	15	6	21
East	12	86	1866	1305	3171	66	59	125	-	-	-	-	-	-	-	-
South	6	77	1714	927	2641	6	97	103	-	-	-	-	-	-	-	-
West	7	71	1111	969	2080	5	87	92	-	-	-	-	-	-	-	-
Total	29	267	5367	3682	9049	87	280	367	1	16	529	173	702	15	6	21

TABLE NO. XX

SHIFTWISE NO. OF SCHOOLS ALONGWITH ENROLMENT & TEACHERS -1981-82

Sl. No.	School & Shift	GOVERNMENT						AIDED											
		No. of schools			Enrolment			Teachers			No. of schools			Enrolment			Teachers		
		B	G	T	B	G	T	M	F	T	B	G	T	B	G	T	M	F	T
<u>MIDDLE SCHOOLS</u>																			
1.	Morning	13	66	79	4498	19415	23913	172	884	1056	5	2	7	1298	1027	2325	3	92	95
2.	Evening	76	3	79	24026	1549	25575	940	86	1026	-	1	1	-	121	121	-	6	6
3.	Day	65	15	80	13885	5879	19764	530	260	790	6	117	3587	1780	5367	76	125	201	
4.	Double	-	-	-	-	-	-	-	-	-	4	1	5	1011	927	1938	23	63	86
Total		154	84	238	42409	26843	69252	1642	1230	2872	25	5	30	5896	3855	9751	102	286	388
<u>SECONDARY SCHOOLS</u>																			
1.	Morning	7	32	39	3144	17250	20394	115	795	910	4	1	5	1147	1218	2365	47	52	99
2.	Evening	45	2	47	28663	1049	29712	1187	64	1251	-	-	-	-	-	-	-	-	-
3.	Day	32	17	49	14660	9744	24404	597	458	1055	12	2	14	4716	2445	7161	156	113	269
4.	Double	-	-	-	-	-	-	-	-	-	13	3	16	8434	3296	11730	259	163	422
5.	Night	8	-	8	2189	-	2189	71	-	71	-	-	-	-	-	-	-	-	-
Total		92	51	143	48656	28043	76699	1970	1317	3287	29	6	35	14297	6959	21256	462	328	790
<u>SENIOR SECONDARY SCHOOLS</u>																			
1.	Morning	25	107	132	24035	89686	113721	1055	4123	5178	5	9	14	8018	4977	12995	241	258	499
2.	Evening	97	3	100	83535	2714	86249	3644	152	3796	3	1	4	2192	784	2976	73	33	106
3.	Day	36	31	67	26038	26232	52270	1065	1235	2300	38	20	3	21720	29706	51426	689	1311	2000
4.	Double	5	7	12	4949	5918	10867	262	297	559	33	17	5	34624	19510	54242	189	965	2054
5.	Night	4	-	4	3373	1	3374	94	-	94	-	-	-	-	-	-	-	-	-
Total ...		167	148	315	141930	124551	266481	6120	5807	11927	79	47	126	66554	5306	12659	2092	2567	4859

TABLE NO. XXI

REVISED PAY SCALES FOR TEACHERS

S.No.	Category	Pay Scale Prior to 21-12-67.	W.e.f. 21-12-67	W.e.f. 27-5-70-Vide G.I. letter Dated 28-9-1970
1.	Principal, Sr. Sec. Schools.	425-25-500-30-680	425-25-500-30-700-40-980-EB-590-EB-30-800-1100-EB-30-830-35-900.	
2.	V. Principal	325-15-475-EB-20-25-575.	350-15-470-EB-20-650.	400-50-640-EB-40-800.
3.	Headmasters, Middle Schls.	210-10-290-EB-15-395.	220-10-290-EB-15-425-EB-15-470.	300-25-400-EB-25-600.
4.	Post G. Trs.	250-10-290-EB-15-380-EB-15-470.	275-10-295-15-370-EB-15-490-EB-20-550.	-DO-
5.	TGT Grade II and all other trs. in this scale.	160-8-250-EB-8-280-10-300.	175-8-215-EB-10-275-EB-15-360.	220-10-280-15-400-EB-20-500.
6.	TGT Grade II and all other in this scale.	170-10-290-EB-15-330.	190-10-290-EB-15-425.	-DO-
7.	Drawing Trs. and all other Trs. in this Scale.	130-5-160-5-200-EB-8-256-EB-8-280-10-300.	140-5-160-8-200-EB-8-240-EB-10-300-15-330.	220-10-280-EB-15-400.
8.	Trs. Grade IV Pry. Schools.	118-4-170-EB-5-200-EB-5-225.	118-4-150-5-160-8-200-8-240-10-270 (Matric)	125-5-160-8-200-EB-10-290-EB-15-320 (Matric)
			126-4-130-5-160-8-200-EB-8-240-10-270. Sr. Sec.	135-5-160-8-200-EB-10-290-EB-15-320.
9.	Music Trs.	-do-	-do-	-do-
10.	Headmasters Pry. Schools	150-5-160-8-240.	160-6-240-EB-10-270-EB-15-300.	220-10-280-EB-15-400.

REVISED PAY SCALES OF TEACHERS CONTD. :-

S.No.	Category	W.e.f. 27-5-70 vide letter Dtd. 26-11-71	Selection Grade w.e.f. 27-5-70 G.I. Letter Dtd. 26-4-71.	W.e.f. 1-1-73	Selection Grade w.e.f. 1-1-
1.	Principal Pr. S. Schools.	700-40-980- EB-40-1100.	-	1100-50-1600	-
2.	V. Principal	400-30-640-EB 40-800	-	650-30-740- 35-810-EB-40 1100-EB-40 1200.	-
3.	Headmaster	300-25-600	600-32-650- 40-750	550-25-750- EB-30-900	775-35-880 40-1000
4.	P.G.T.	350-25-400- 30-700	600-40-800	-do-	-do-
5.	T.G.T. Grade- III and all other trs. in this scale.	250-20-450-EB 25-550	350-30- 700.	440-20-500- EB-25-700- EB-25-750	740-35-880
6.	T.G.T. Grade- II and all other trs. in this scale.	-do-	-do-	-do-	-do-
7.	Drawing trs. and all other trs. in this scale.	220-15-310-20- 430.	400-25- 500.	425-15-660- EB-20-640. (Revised to 440-750 w.e.f. 5-9-81)	600-25-750
8.	Trs. Grade IV Pr. schools	165-10-215-15- 275-EB-15-350.	340-20- 400.	330-10-350- EB-380-15- 500-EB-15- 500.	530-20- 630.
9.	Music Trs.	220-15-310-20- 430.	400-25- 500.	425-15-560- EB-20-640.	600-25- 750.
10.	Headmasters. (Primary Schools)	220-15-310-20- 430.	400-25- 500.	425-15-560- EB-20-640.	

TABLE NO. XXII
NUMBER OF TEACHERS, SCHOOL-WISE

	1979-80			1980-81			1981-82		
	Total	S/C	S/T	Total	S/C	S/T	Total	S/C	S/T
<u>Primary:</u>									
Male	6895	674	1	7192	711	-	7317	740	-
Female	8801	506	6	9240	362	-	9273	521	4
Total	15696	1180	7	16432	1073	-	16590	1261	4
<u>Middle:</u>									
Male	1800	69	2	1692	79	-	1888	88	3
Female	2143	15	2	2373	13	-	2428	22	3
Total	3943	84	4	4065	92	-	4316	110	6
<u>Secondary:</u>									
Male	2545	109	1	2371	120	7	2563	160	2
Female	2461	32	16	2483	50	11	2441	55	12
Total	5006	141	17	4854	170	18	5004	215	14
<u>Sr. Sec.</u>									
Male	8586	231	5	9165	301	4	9345	328	7
Female	10422	66	6	11398	96	11	12083	123	11
Total	19008	297	11	20563	397	15	21428	451	18
Grand Total	43653	1702	29	45914	1732	33	47338	2037	42

TABLE NO. XXIII
TEACHERS (URBAN & RURAL) AS ON 30-9-81

School	Urban		Rural			Total		
	M	F	M	F	M	F	T	
Sr. Sec.	8372	11711	973	372	9345	12083	21428	
Secondary	2104	2192	459	249	2563	2441	5004	
Middle	1544	2338	344	90	1888	2428	4316	
Total	12020	16241	1776	711	13796	16952	30748	

TABLE NO. XXIV-1
NO. OF TEACHERS CATEGORYWISE & AGENCYWISE
(PR. S.G. SEC & MIDDLE)
AS ON 30-9-1981.

Sl.No.	Category	Delhi Admn.	Aided	Unaided	N.D.M.C.	Central	Total
1.	Principal	270	127	60	4	13	474
2.	V.Principal	325	42	39	1	8	415
3.	Head Master	385	40	82	11	19	537
4.	P.G.T.	3581	1082	594	71	134	5462
	" S.G.	238	182	92	6	9	527
5.	T.G.T.	6875	1728	1607	130	257	10597
	" S.G.	578	321	24	9	8	940
6.	Lang. Teachers	2358	377	287	39	-	3061
	" " S.G.	182	112	16	8	-	318
7.	Music Teachers						
	Grade I	168	34	54	5	7	268
	" Grade II	11	5	24	4	3	47
	" S.G.	16	1	1	-	2	20
8.	Drawing Teachers						
	Grade I	624	116	42	12	12	806
	Grade II	48	34	29	1	-	112
9.	Home Sc. Grade I	41	15	1	-	1	58
	" Grade II	185	58	12	3	11	269
	" S.G.	303	53	18	10	-	384
	" S.G.	34	15	-	1	-	50
10.	P.E.T. Gd. I	409	141	99	6	29	684
	" Grade II	607	130	76	2	-	815
	" S.G.	52	10	4	8	-	74
11.	craft Trs. Grade I	41	4	23	1	8	77
	" " " II	48	9	15	1	5	78
	" " S.G.	9	4	2	1	2	18
12.	W.E. Trs.	284	75	42	2	9	412
13.	Asstt. Trs.	167	899	2004	65	247	3382
	" " S.G.	26	191	46	7	1	271
14.	Others	221	32	324	10	5	592
	Total	18086	5837	5617	418	790	30748

TABLE NO. XXIV-2
NO. OF TEACHERS CATEGORYWISE & AGENCYWISE
(IN SR. SEC. SCHOOLS - AS ON 30-9-87)

Sl. No.	Category	Delhi Admn.	Aided	Unaided	NDMC	Central	Total
1.	Principal	269	114	47	4	13	447
2.	Vice-Principal	183	31	24	1	8	247
3.	Head Master	109	9	33	1	19	171
4.	P.G.T.	3581	1038	584	71	134	5408
	" S.G.	238	171	92	6	9	516
5.	T.G.T.	3694	1285	1041	55	257	6332
	" S.G.	319	249	20	6	8	602
6.	Lang.Trs.	1353	275	205	15	-	1848
	" S.G.	104	92	15	6	-	217
7.	Music Trs. Grade I	105	30	45	3	7	190
	" " Grade II	6	5	13	-	3	27
	" " S. Grade	11	1	1	-	2	15
8.	Drawing Trs. Grade I	338	88	32	5	12	475
	" " Grade II	27	19	16	-	-	62
	" " S.G.	24	14	1	-	1	40
9.	Home Sc. Grade I	134	53	11	3	11	212
	" " " II	183	36	2	2	-	223
	" " S. Grade	25	12	-	1	-	38
10.	P.E.T. Grade I	260	114	81	5	29	489
	" Grade II	365	92	33	1	-	491
	" Sr. Grade	34	8	3	1	-	46
11.	Craft Trs. Grade I	24	4	22	1	8	59
	" " " II	33	8	11	1	5	58
	" " S. Grade	-	3	2	-	2	7
12.	W.E.Trs.	213	66	38	2	9	328
13.	Asstt.Trs.	114	665	1272	8	247	2306
	" " S.G.	18	149	19	3	1	190
14.	Others	163	28	186	2	5	384
	Total ...	11927	4659	3849	203	790	21428

TABLE NO. XXIV-3
NO. OF TEACHERS CATEGORYWISE & AGENCYWISE
(IN SECONDARY SCHOOLS AS ON 30-9-1981)

Sl. No.	Category	Lelha Admn.	Aided	Unaided	Total
1.	Principal	1	13	13	27
2.	Vice-Principal	42	11	15	168
3.	Head Master	41	5	7	53
4.	P.G.T.	-	44	10	54
	" S.G.	-	11	-	11
5.	T.G.T.	1706	313	334	2353
	" S.G.	124	48	1	173
6.	Lang. Trs.	578	70	42	690
	" "S.G.	39	14	-	53
7.	Music Trs. Grade I	15	4	4	23
	" " Grade II	1	-	5	6
	" " S.G.	3	-	-	3
8.	Drawing Trs. Grade I	143	20	7	172
	" " " II	5	8	6	19
	" " S.G.	12	1	-	13
9.	Home Science Grade I	45	5	1	51
	" " " II	47	8	10	65
	" " S.G.	7	-	-	7
10.	P.E.T. Grade I	103	24	12	139
	" " II	98	18	20	136
	" S.G.	10	2	-	12
11.	Craft Trs. Grade I	7	-	1	8
	" " " II	9	1	2	12
	" " S.G.	1	1	-	2
12.	W.E. Trs.	71	9	4	84
13.	Asstt. Teachers	41	137	355	533
	" " S.G.	8	22	3	33
14.	Others	28	1	75	104
	Total	3287	790	927	5004

TABLE NO. XXIV-4

Number of Teachers Category-wise & Agency-wise
(Middle Schools as on 30-9-81)

Sl.No.	Category	Delhi Aided Admn.	NDMC	Unaided	Total	
1.	H.M.	235	26	10	42	313
2.	T.G.T.	1475	130	75	242	1912
	"S.G.	135	24	3	3	165
3.	Lang.Trs.	427	32	24	40	523
	"S.G.	39	6	2	1	48
4.	Music Gde.I	43	-	2	5	55
	" " II	4	-	4	6	14
	" S.G.	2	-	-	-	2
5.	Drawing Trs. Gde.I	141	8	7	3	159
	" " II	16	7	1	7	31
	" S.G.	5	-	-	-	5
6.	Home Sci. Gde.I	6	-	-	-	6
	" " II	73	9	8	6	96
	" S.G.	2	3	-	-	5
7.	P.E.T.Gde.I	46	3	1	6	55
	" " II	144	20	1	23	183
	" S.G.	8	-	7	1	15
8.	Craft Trs. Gde.I	10	-	-	-	10
	Gde.II	6	-	-	2	8
	" S.G.	8	-	1	-	9
9.	Asst. Trs.	12	97	57	377	543
	" "S.G.	-	20	4	24	48
10.	Others	30	3	8	63	104
	Total ...	2872	388	215	841	4316

TABLE NO. XIV.

EXAMINATION RESULTS

(a) HIGHER SECONDARY EXAMINATION RESULTS OF THE CENTRAL BOARD OF SECONDARY EDUCATION (DELHI) - YEAR- WISE

Year	Number of Students						Pass %
	Appeared			Passed			
	Boys	Girls	Total	Boys	Girls	Total	
1963	15800	10581	26381	10557	7413	17970	68.1
1969	22113	15582	37695	12388	11086	23474	62.3
1970	23272	16873	40145	13224	11329	24553	61.2
1971	24831	17988	42869	13945	11216	25161	58.7
1972	27937	21013	48950	15161	12755	27916	57.0
1973	25272	20768	46040	15811	12302	28113	61.1
1974	27989	21970	49959	16994	12533	29527	59.1
1975	28002	22490	50492	17254	15178	32432	64.2
1976	27983	21709	49692	15895	16461	32356	65.1
1977	34728	26653	61381	18026	18207	37233	60.7

(b) SENIOR SECONDARY EXAMINATION RESULTS OF THE CENTRAL BOARD OF SECONDARY EDUCATION DELHI YEAR-WISE (INCLUDING PRIVATE CANDIDATES)

Year	Number of Students						Pass %		
	Appeared			Passed			B	G	T
	Boys	Girls	Total	Boys	Girls	Total			
1980	17825	16086	33911	10331	11369	21700	58.0	70.6	64.0
1981	19413	15883	35296	14105	13670	27775	72.7	86.1	78.7
1982	21383	19536	40919	14524	15843	30367	67.9	81.1	74.1

(c). SENIOR SECONDARY EXAMINATION RESULTS (GOVT. & AIDED) SCHOOLS

Year	NO. OF STUDENTS						Pass %		
	Appeared			Passed			Boys	Girls	Total
	Boys	Girls	Total	Boys	Girls	Total			
1980	17311	15940	33251	10055	11203	21258	58.0	70.2	63.9
1981	19161	14845	34006	14146	12884	27030	73.8	86.8	79.5
1982	20299	18067	38366	14226	14910	29136	70.0	82.5	75.9

(d) DISTRICT-WISE SR. SEC. EXAMINATION
RESULT PASS % (GOVT. & AIDED) SCHOOLS

Distt.	Pass %								
	1980			1981			1982		
	Boys	Girls	Total	Boys	Girls	Total	Boys	Girls	Total
North	61.3	62.4	64.9	73.2	87.9	79.1	68.5	81.7	74.1
East	56.9	59.6	63.0	71.4	85.0	77.4	68.4	79.7	73.1
South	53.6	76.6	65.1	75.9	89.7	81.9	69.4	85.8	77.0
West	60.1	65.6	62.8	75.4	85.2	80.0	74.5	84.0	79.1
Total	58.0	70.2	63.9	73.8	86.8	79.5	70.0	82.5	75.1

(e) DISTRICT-WISE SR. SEC. EXAMINATION
RESULT (GOVT & AIDED) SCHOOLS
1980, 1981 & 1982

Distt.	1980								
	Appeared			Passed			Pass %		
	B	G	T	B	G	T	B	G	T
North	4290	3518	7808	2532	2443	5075	61.3	69.4	64.9
East	5159	4750	9909	2939	3306	6245	56.9	69.6	63.0
South	3778	3730	7508	2027	2897	4924	53.6	76.6	65.1
West	4084	3892	7976	2457	2557	5014	60.1	65.6	62.8
Total	17311	15240	32551	10055	11203	21258	58.0	70.2	63.9
1981									
North	4825	3261	8086	3536	2867	6403	73.2	87.9	79.1
East	5714	4466	10180	4032	3799	7831	71.4	85.0	77.4
South	4397	3366	7763	3340	3022	6362	75.9	89.7	81.9
West	4225	3752	7977	8188	3196	5384	75.4	85.2	80.0
Total	19161	14845	34006	14146	12884	27030	73.8	86.8	79.5
1982									
North	5102	4196	9298	3498	3427	6925	68.5	81.7	74.5
East	6007	5504	11611	4110	4468	8578	68.4	79.7	73.9
South	4509	3921	8430	3129	3365	6494	69.4	85.8	77.0
West	4681	4346	9027	3489	3650	7139	74.5	84.0	79.1
Total	20299	18067	38366	14226	14910	29136	70.0	82.5	75.9

**DISTRICT-WISE SR. SEC. EXAMINATION
RESULTS OF (GOVT. SCHOOLS)
1980, 1981 & 1982**

DISTRICT	APPEARED			PASSED			PASS %		
	B	G	T	B	G	T	B	G	T
North	3545	3102	6447	2085	2101	4186	62.3	67.7	64.9
East	2476	2584	5060	1070	1728	2798	43.2	66.8	55.2
South	3240	2908	6148	1708	2153	3861	52.7	74.0	62.8
West	2883	3261	6144	1610	2106	3716	55.7	64.5	60.4
Total	11949	11855	23804	6473	8088	14561	54.1	68.2	61.1
1981									
North	3778	2746	6524	2831	2400	5231	74.9	87.3	80.1
East	2892	2567	5459	1789	2126	3915	61.8	82.3	71.7
South	3568	2726	6294	2660	2413	5073	74.5	88.5	80.6
West	3254	3012	6266	2355	2570	4925	72.3	85.3	78.6
Total	13492	11051	24543	9635	9509	19144	71.4	85.0	78.0
1982									
North	3963	3530	7493	2753	2886	5639	69.4	81.7	75.2
East	2874	3555	6429	1713	2684	4397	59.6	75.5	68.4
South	3568	3198	6766	2354	2683	5037	65.9	83.8	74.4
West	3597	3579	7176	2587	2939	5526	71.9	82.1	77.0
Total	14002	13862	27864	9407	11192	20599	67.2	80.7	73.9

**(G) SR. SEC. EXAM. RESULT OF THE C.B.S.E.
GROUP-WISE 1980, 1981 & 1982**

GROUP	APPEARED			PASSED			PASS %		
	B	G	T	B	G	T	B	G	T
Science	4772	1963	6600	2886	1536	4422	62.2	78.0	67.0
Commerce	8075	2818	10834	5159	2177	7336	64.4	77.3	67.0
Humanities	4851	11151	16012	2107	7569	9676	43.4	67.8	60.4
Vocational	326	139	465	179	87	266	54.9	62.6	57.2
Total	17825	16086	33911	10331	11369	21700	58.0	70.6	64.0
1981									
Science	5220	2056	7276	4025	1828	5853	77.1	88.9	80.4
Commerce	7573	2870	10443	5834	2573	8407	77.0	89.7	80.5
Humanities	6304	10845	17149	4086	9178	13264	64.8	84.6	77.3
Vocational	315	112	427	160	91	251	50.6	81.3	58.6
Total	19413	15883	35295	14105	13670	27775	72.7	86.1	78.7
1982									
Science	4772	1832	6604	3531	1529	5060	74.0	83.5	76.6
Commerce	7240	2811	10051	5251	2428	7679	72.5	86.4	76.4
Humanities	9046	14752	23798	5578	11775	17353	61.7	79.8	72.9
Vocational	325	141	466	164	111	275	50.5	78.7	59.0
Total	21383	19536	40919	14524	15843	30367	67.9	81.1	74.2

(No. of Students placed in the Merit
List (Zone-wise) in Pr. Sec. Examination
1981-82

Zone No.	Students											
	Science			Commerce			Humanities			Total		
	A	B	C	A	B	C	A	B	C	A	B	C
1.	1	-	1	-	-	-	-	1	1	1	1	2
2.	-	-	-	-	-	-	1	-	1	1	-	1
3.	-	-	-	-	-	-	-	-	-	-	-	-
4.	-	-	-	-	-	-	-	1	1	1	1	1
5.	1	1	2	-	1	1	-	-	-	4	2	3
6.	-	-	-	2	-	2	-	2	2	2	2	4
7.	1	1	2	2	3	5	-	-	-	3	4	7
8.	-	1	1	-	-	-	-	4	4	-	5	5
9.	-	-	-	-	-	-	-	-	-	-	-	-
10.	-	-	-	1	1	2	-	3	3	1	4	5
11.	-	-	-	-	-	-	-	-	-	-	-	-
12.	-	-	-	-	-	-	-	-	-	-	-	-
13.	1	-	1	2	-	2	-	-	-	3	-	3
14.	1	6	7	1	-	1	-	3	3	2	9	14
15.	2	-	2	-	-	-	1	1	2	3	1	4
16.	-	-	-	-	-	-	-	-	-	-	-	-
17.	-	1	1	-	-	-	-	2	2	-	3	3
18.	-	-	-	2	-	2	-	-	-	2	-	2
19.	-	-	-	-	-	-	-	-	-	-	-	-
20.	1	-	1	-	-	-	-	-	-	1	-	1
21.	-	-	-	2	3	5	-	2	2	2	5	7
22.	-	-	-	-	-	-	-	-	-	-	-	-
23.	-	-	-	-	-	-	-	-	-	-	-	-
24.	-	-	-	-	-	-	-	-	-	-	-	-
25.	2	-	2	-	-	-	-	-	-	2	-	2
26.	5	-	5	6	-	6	-	1	1	11	4	12
27.	-	-	-	-	-	-	-	1	1	2	1	1
28.	6	-	6	-	-	-	-	-	-	6	-	6
Total	21	10	31	18	8	26	2	21	23	41	39	80

(i). DETAILS OF THE STUDENTS WHO OBTAINED HIGHEST AGGREGATE MARKS - SR. SEC. EXAMINATION 1980, 1981 & 1982.

1980		1981		1982	
Name of the Group/ Student & School.	Highest marks obtd. Out of 500	Name of the Gp./ Student & Schools.	Highest marks obtd. Out of 400	Name of the High Gp./ Student & School	Highest marks obtd. out of 400
<u>SCIENCE</u>					
Shalindra Kumar Ahuja, S.B. Mills Sch., Najaf Garh Road.	443	Shushil Chander Gupta, GBSSS No.1, Sectt. III, R.K. Puram.	371	1. Sandeep Gupta 300 G.B.S.S.S., Sarai Rohilla. 2. Charusita Chakravarthi, Queen Mary's Sch., Tishazari.	360
<u>COMMERCE</u>					
Ajay Bajaj, S.B. Mills School, Najaf Garh Rd.	410	Asha Anand, SB Mills School, Najafgarh Road.	350	1. Arun Manuja, Mukherjee Memorial SSS, Shohdara, Delhi.	360
<u>HUMANITIES</u>					
Suman Patra, Queen Mary Sch., Tis Hazari.	389	Dhiman Kumari, SGTB Khalsa (G), Pul Bangash.	345	1. Manju Gupta, Shree Lakshmi Girls S.S.S., Khari Badi Delhi.	330
<u>VOCATIONAL</u>					
Rajesh Chawla, Govt. Tech. Sch., Kashmiri Gate.	410	Neelu Dhatia, GGSSS, Lajpat Ngr.	315	1. Pratibha Mishra, GGSSS No.1, Lajpat Ngr., N. Delhi.	320

(j). DETAILS OF THE STUDENTS WHO OBTAINED FIRST & SECOND POSITIONS ACCORDING TO AGGREGATE MARKS IN THE SR. SEC. EXAMINATION 1980, 1981 & 1982.

1980		1981		1982	
Position/Name of Student School.	Highest marks obtd. out of 500	Position/Name of student School.	Highest marks obtd. out of 400	Position/Name of student/ School.	Highest marks obtd. out of 400
<u>I. POSITION</u>		<u>II. POSITION</u>		<u>I-POSITION</u>	
Shalindra Kumar Ahuja, SB Mills Sch., Najaf Garh Road.	443	Sushil Chander Gupta, GBSSS No.1, Sectt. III, R.K. Puram.	371	1. Sandeep Gupta, 380 GBSSS, Sarai Rohilla, Delhi. 2. Charusita Chakravarthi, 380 Queen Mary's School, Tis Hazari, Delhi.	380
<u>II. POSITION</u>		<u>II. POSITION</u>			
km. Harsi, Nakra, Nav Nigam	437	Pramod Jain, GBSSS No.2, Raouri Garden.	370		

(K) SECONDARY SCHOOL EXAMINATION (DELHI)
CENTRAL BOARD OF SECONDARY EDUCATION.

Year	NO. OF STUDENTS (GOVT. & AIDED)						Percentage.	CBSE % including pvt. cand dates.
	APPEARED			PROMOTED				
	BOYS	GIRLS	TOTAL	BOYS	GIRLS	TOTAL		
1977	27217	19795	47012	15429	13165	28594	60.8	60.8
1978	30974	22329	53303	20214	15869	36083	67.7	67.7
1979	31799	22519	54318	18331	13456	31787	58.5	57.2
1980	36996	28038	65034	20091	17005	37096	57.0	55.9
1981	36186	25680	61866	21334	16945	38279	61.9	56.4
1982	39723	28976	68699	21682	18176	39858	58.6	58.0

(L) DISTRICT-WISE % SEC. SCHOOL EXAMINATION RESULTS (GOVT. & AIDED)
percentage

DISTRICT	1980			1981			1982	
	Boys	Girls	Total	Boys	Girls	Total	Boys	Girls
NORTH	58.5	66.9	61.7	60.8	70.2	64.5	56.8	70.5
EAST	54.9	59.4	56.9	55.4	59.9	57.4	54.4	58.6
SOUTH	51.5	61.0	55.8	59.2	66.0	62.0	51.9	64.5
WEST	51.2	56.2	53.4	60.7	69.5	64.3	55.8	64.3
Total	54.3	60.6	57.0	59.0	66.0	61.9	54.8	64.0

(M) DISTRICT-WISE SEC. SCHOOL EXAM RESULT (GOVT. & AIDED SCH)
1980, 1981 & 1982

1980:-									
North	9793	6128	15921	5734	4105	9839	58.9	66.9	61.7
East	10640	8412	19052	5844	4998	10842	54.9	59.4	56.9
South	7864	6390	14254	4056	3904	7960	51.5	61.0	55.8
West	8699	7108	15807	4457	3998	8455	51.2	56.2	53.4
Total	36996	28038	65034	20091	17005	37096	54.3	60.6	57.0
1981									
North	9349	5928	15277	5621	4162	9853	60.8	70.2	61.7
East	10116	7900	18016	5606	4736	10342	55.4	59.9	56.9
South	7547	5387	12934	4466	3553	8019	59.2	66.0	55.8
West	9174	6465	15639	5571	4494	10065	60.7	69.5	53.4
Total	36186	25680	61866	21334	16945	38279	59.0	66.0	57.0
1982									
North	9358	6369	15727	5320	4490	9810	56.8	70.5	61.7
East	11326	8632	19958	6183	5062	11225	54.4	58.6	56.9
South	8411	5472	13883	4366	3531	7897	51.9	64.5	55.8
West	9388	7048	16436	5232	4529	9761	55.8	64.3	53.4
Total	38483	27521	66004	21081	17612	38693	54.8	64.0	57.0

(N) DISTRICT WISE SEC. SCHOOL EXAM. RESULT (GOVT.)
1980-1981 & 1982

DISTT.	STD. APPEARED			STD. PASSED			PERCENTAGE		
	B	G	T	B	G	T	B	G	T
1980									
North	8122	5536	13658	4578	3626	204	56.3	65.4	60.0
East	6211	5519	11730	2583	2730	5353	41.4	50.3	45.6
South	6744	5242	11986	3405	2966	6371	54.0	56.5	53.1
West	6934	6289	13223	3190	3354	6544	46.0	53.3	49.4
Total	28011	22586	50597	13746	12726	26472	49.0	56.3	52.3
1981									
North	7717	5207	12924	4533	3573	8106	58.7	63.6	62.7
East	5853	5112	10965	2596	2490	5086	44.3	48.7	46.3
South	6375	4375	10751	3622	2773	6400	56.9	63.5	59.5
West	7580	5483	13063	4421	3682	8103	58.3	67.1	62.00
Total	27525	20178	47703	15172	12523	27695	56.2	62.1	58.0
1982									
North	7720	5609	13329	4335	3856	8191	56.2	68.7	61.5
East	6727	5944	12671	3027	2814	5841	45.0	47.3	45.1
South	7274	4525	11799	3535	2794	6329	48.6	61.7	53.6
West	7660	5974	13634	4036	3673	7709	52.7	61.5	55.3
Total	28381	22052	51433	14933	13137	28070	50.8	59.6	54.6

(O) CANDIDATES WHO OBTAINED POSITIONS IN
THE SEC. SCH. EXAM. ACCORDING TO THEIR AGGREGATE
MARKS 1980-81 & 82

1980	1981	1982	Out of 750
Position Name of Std./Sch.	Highest marks obtd.	Position Name of Std./Sch.	Highest marks obtd.
<u>I. POSITION</u>		<u>I. POSITION</u>	
Km. Nidhi Mathur Lady Irwin School, Canning Rd.	675	Niraj Kumar G. Model School No. 2, Ludlow Castle.	647
<u>II. POSITION</u>		<u>II. POSITION</u>	
Charu Sita Chakr- varty, Queen Mary School, Delhi.	669	Amitabh Aggarwal, 65 Lhanpatmal Virna- ni School Roop Ngr.	
<u>III. POSITION:-</u>		<u>III. POSITION</u>	
Sanjay Sharma, Salwan S.S.S., Rajinder Ngr.	659	Rekha, Nav Hind G. school Rehtak Rd.	642
		<u>I. POSITION</u>	
		Rajiv Chawla, 678 G.B.S.S.S. No. 1, Roop Nagar, Delhi.	

(P) Details of Zonal Students placed in
Merit List (Secondary Sch. Examination)

Zone	1982 Number of Students		
	Boys	Girls	Total
1.	1	-	1
2.	-	-	-
3.	-	-	-
4.	1	1	2
5.	-	1	1
6.	3	-	3
7.	-	-	-
8.	-	4	4
9.	-	-	-
10.	1	-	1
11.	-	-	-
12.	3	1	4
13.	-	-	-
14.	2	3	5
15.	3	1	4
16.	-	-	-
17.	2	3	5
18.	-	-	-
19.	-	-	-
20.	-	1	1
21.	-	1	1
22.	1	-	1
23.	-	-	-
24.	-	-	-
25.	1	2	3
26.	-	-	-
27.	-	-	-
28.	-	1	1
Total	18	19	37

TABLE NO. XXVI

RESULT PERCENTAGE OF SEC. & SR. SEC. EXAM. 1982

(Appreciation/Regret letter issued to the Principals/Vice Principals whose result percentage remained above 90% and 75% and below 40% and 20% of the Board Result percentage in case of Urban/Rural Area school respectively.

DISTRICT-NORTH

Zone No.	Sl. No.	Name of the School	Sec. Exam result % 1982.	Sr. Sec. Exam. result % 1982
1.	2.	3.	4.	5.
I	1.	G.B.S.S.School, Bharat Ngr.	47.8	62.8
	2.	G.B.S.S.Sch., Gulabi Bagh	30.4	-
	3.	G.B.S.S.Sch., Padam Ngr.	27.3	-
	4.	G.B.S.S.Sch., Lawrence Road No. II	-	50.0
	5.	G.B.S.S.Sch., Sarai Rohilla	95.9	-
	6.	G.B.S.S.Sch., Tulsi Ngr.	36.5	-
	7.	G.G.S.S.Sch., Gulabi Bagh	-	96.3
	8.	G.G.S.S.Sch., Padam Ngr.	33.2	-
	9.	Ram Roop Vidya Mandir Sr. Sec. School	93.0	-
	10.	Shahid Udhan Singh Sec. Sch.	39.6	-
II.	11.	G.B.S.S.Sch., Anandwas	11.5	-
	12.	G.B.S.S.Sch., Mangolpuri	17.0	-
	13.	G.B.S.S.Sch., Sultanpuri	15.1	-
	14.	G.B.S.S.Sch., Nangloi Jat	82.1	83.5
	15.	G.Co-Edn.S.S.School, Pooth Kalan	100.0	-
	16.	G.Co-edn.S.S.Sch., Rithala	11.5	20.0
	17.	G.B.S.S.Sch., Mundka	100.0	91.2
	18.	G.G.S.S.Sch., Shakurpur No.2	-	51.2
	19.	G.G.S.S.Sch., Rani Bagh	94.3	-
	20.	G.G.S.S.Sch., Nangloi Jat	-	85.0
	21.	G.G.S.S.Sch., Rani Khara	96.6	-
	22.	Haryana Shakti S.S.Sch.	98.9	85.1
	23.	G.B.Sec.Sch., J.J. Colony, Nangloi.	21.0	-
	24.	G.B.Sec.School, Mangolpuri	42.1	-
	25.	G.B.Sec.Sch., Pooth Kalan	95.6	-
	26.	G.G.Sec.Sch., Anandwas	20.9	-
	27.	G.G.Sec.Sch., Sultanpuri	5.9	-
	28.	G.G.Sec.Sch., Mundka	77.5	-

1.	2.	3.	4.	5.
III.	29.	G.B.S.S.School, Bawana	-	50.9
	30.	G.B.S.S.School, Chandpur Majra	100.0	81.8
	31.	G.Co-Edn.S.S.School, Kerala	94.5	46.3
	32.	G.B.S.S.School, Katewara	97.1	-
	33.	G.B.S.S.School, Nangal Takran	95.2	-
	34.	G.B.S.S.School, Pooth Khurd	90.6	38.6
	35.	G.B.S.S.School, Pehlad Pur	88.2	19.3
	36.	G.G.S.S.School, Daryapur	100.0	91.7
	37.	G.G.S.S.School, Kanjhawala	95.9	-
	38.	G.G.S.S.School, m Pehladpur	99.1	79.5
	39.	D.A.V.S.S.Sch., Samepur Badli	22.3	22.8
	40.	G.B.S.School, Jauanti	10.7	-
	41.	G.B.S.School, Karala	94.2	-
	42.	G.G.S.School, Bawana	89.8	-
	43.	G.G.S.School, Qutab Garh	100.0	-
	44.	G.G.S.School, Samepur Badli	78.1	-
	45.	G.B.S.S.Sch., Adarsh Nagar	36.8	-
IV.	46.	G.B.S.S.School, Jahangirpuri	13.1	42.8
	47.	G.B.S.S.School, M.L. Narela	23.7	-
	48.	G.B.S.S.Sch. Alipur	100.0	53.4
	49.	G.B.S.S.SCH.; Bakhtawarpur	36.7	49.2
	50.	G.B.S.S.School, Bankner	89.9	79.6
	51.	G.Co-Edn.S.S.School, Singhu	-	34.8
	52.	G.Co-Edn.S.S.School, Tikri Khurd	80.7	-
	53.	G.G.S.S.School, Narela	99.3	-
	54.	G.G.S.S.School, Jahangirpuri	19.7	-
	55.	G.G.S.S.School, Alipur	75.0	-
	56.	G.G.S.S.School, Khera kalan	84.3	75.4
	57.	V.S. Agriculture S.S.School	35.4	54.0
	58.	G.Co-Edn.S.School, Gopal Park	40.9	-
	59.	G.B.Sec.School, II, Narela	28.4	-
	60.	G.B.S.School, Khera Khurd	81.2	-
	61.	G.G.S.School, Bakhtawarpur	27.1	-
	62.	G.G.Sec.School, Khera Khurad	89.6	-
	63.	Adarsh Sec.School, Libaspur	75.4	-
V:	64.	G.B.S.S.School, Ashok Vihar Phase I.	93.7	92.5
	65.	G.B.S.S.School, Ashok Vihar Phase II	100.0	-
	66.	G.B.S.S.School(Vijay Nagar), C.C.Colony.	38.7	61.2
	67.	G.B.S.S.School, Dhaka	25.1	32.8
	68.	G.B.S.S.School, Model Town No.1	42.8	51.4
	69.	G.B.S.S.School, Rana Pratap Bagh	27.6	41.5
	70.	G.G.S.S.School, Model Town No.1	94.6	91.6
	71.	G.G.S.S.School, Ashok Vihar Phase I	-	92.3
	72.	G.G.S.S.School, Rana Pratap Bagh	39.7	-
	73.	G.B.Sec.School, Vijay Nagar	44.3	-
	74.	G.Adult Sec.School, Vijay Ngr.No.1	2.6	-

1.	2.	3.	4.	5.
VI.	75.	G.B.S.S.School No.1, Roop Nagar	91.4	-
	75.	G.B.S.S.School, No.3, Roop Nagar	94.0	-
	77.	G.B.S.S.School, 1st Shift, Roshanara Road.	26.4	34.2
	78.	G.B.S.S.School No.1, Shakti Nagar	100.0	96.4
	79.	G.B.S.S.School No.2, Shakti Nagar	97.0	-
	80.	G.B.S.S.School No.3, Shakti Nagar	43.7	-
	81.	G.G.S.S.School, Kedar Building, Subji Mandi.	45.5	-
	82.	G.G.S.S.School. No.1, Roop Nagar	94.9	91.6
	83.	G.G.S.S.S.SCH. Roshanara Road	40.5	-
	84.	G.G.S.S.S.School No.1, Shakti Nagar	95.7	95.3
	85.	G.G.S.S.S.School No.2, Shakti Nagar	90.3	92.1
	86.	Dhanpatmal Virmani Sr.Sec. School, Roop Nagar.	100.0	93.7
	87.	Rawal Pindi Sr.Sec.School, Subji Mandi	34.2	62.6
	88.	Birja Sr.Sec.School, Kamla Nagar	-	49.3
	89.	Guru Nanak Girls Sr.Sec.School, Singh Sabha Road.	96.6	91.1
	90.	G.B.Sec.School, Roshanara Road No.2	18.7	-
	91.	G.Adult School, Shakti Nagar	14.5	-
	92.	G.G.Sec.School, Shakti Nagar No.3	47.9	-
	93.	S.M. Jain Sec.School, Kamla Nagar	91.8	-
VII	94.	G.B.S.S.S.School, Civil Lines	95.7	-
	95.	G.B.S.S.S.School No.1, Guru Teg Bahadur Nagar.	18.0	52.7
	96.	G.B.S.S.S.School No.2, Ludlow Castle	95.2	91.9
	97.	G.Co-Edn.S.S.School, Ring Road	-	90.3
	98.	G.B.S.S.S.School, Timarpur	43.2	-
	99.	G.G.S.S.S.School, Pratap Nagar	31.3	-
	100.	Gobind Ram Gurukul, Ram Bagh	23.8	52.0
	101.	S.S.L.T. Gujarat, Raj Niwas Marg	93.5	-
	102.	Delhi United Christian S.S.School, Raj Niwas Marg.	-	61.9
	103.	D.C.M.S.S.School, Kishan Ganj	-	60.8
	104.	Pindi Gheb Khalsa S.S.School, Karol Bagh.	-	96.0
	105.	Beni Prasad Jaipuria, Rajpur Road	95.1	90.9
	106.	B.M. Gange, Raj Niwas Marg	-	63.4
	107.	New Hind Girls S.S.School, Rohtak Road	100.0	100.0
	108.	Victoria Sr.Sec.School, Rajpur Rd.	-	53.6
	109.	G.B.Sec.School, Bara Hindu Rao	41.4	-
	110.	G.B.Sec.School No.2, Guru Tej Bahadur Nagar.	43.6	-
	111.	G.B.Sec.School, Pratap Nagar (Andha Mugal	9.9	-
	112.	G.G.Sec.School, G.T.B. Nagar. (No.2)	43.8	-

DISTRICT - EAST

Zone No.	Sr. No.	Name of the School	Sec. Exam result % 1982	Sr. Sec. Exam. result % 1982	
			4.	5.	
VIII	113.	G.B.S.S.School, Kabuli Gate	30.6	54.6	
	114.	G.B.S.S.School, Mori Gate	28.7	55.4	
	115.	G. Adult Sr. Sec. School, Mori Gate.	33.3	26.7	
	116.	G.G.S.S.Sch., Chashma Building, Ballimaran (Urdu Medium)	30.5	42.3	
	117.	G.G.S.S.Sch., Gali Barafwali, Kinari Bazar.	-	95.9	
	118.	G.G.S.S.School, Nicolson Road	43.6	61.3	
	119.	G.G.S.S.School, Zeenat Mahal (Urdu Medium)	37.2	-	
	120.	Muslim Sr. Sec. Sch., Fatehpuri	90.0	64.1	
	121.	L.N. Girdhari Jala Sr. Sec. Sch., Bagh Diwar	44.8	-	
	122.	Ramjas Sr. Sec. Sch., No. 3, Chandni Chowk.	-	54.1	
	123.	Gadodia Sr. Sec. School, Chandni Chowk	96.3	-	
	124.	Indraprastha Sr. Sec. School, Jama Masjid	98.8	-	
	125.	Laxmi Sr. Sec. Sch., Khari Baoli	98.4	96.9	
	126.	Ramjas Sec. Sch. No. 6, Chandni Chowk.	39.2	-	
	127.	Vidya Bhawan Sec. Sch., Chabi Ganj, Kashmeri Gate.	37.8	-	
	128.	L.N. Saraswati Sec. School, Katra Neel	94.8	-	
	IX	129.	G.B.S.S.School, Brahmampuri	24.6	17.4
		130.	G.B. Gandhi Memorial Sr. Sec. School, Shahdara	26.4	49.5
		131.	G.B.S.S.School, Gonda	41.7	49.3
		132.	G.B.S.S.School, Seelampur	-	36.3
133.		G.G.S.S.School, Brahmampuri	36.7	-	
134.		G.G.S.S.School, Gonda	20.6	-	
135.		G.G.S.S.School, Seelampur	8.1	54.6	
136.		G.G.S.S.School, Shivaji Park	-	63.3	
137.		G.B. Sec. School, Gokalpuri	31.0	-	
138.		G.B. Sec. School, Jafrabad	42.1	-	
139.		G.B. Sec. School, Dabarpur	32.5	-	
140.		Jam Kalyan Sec. School, Bhajampura	32.3	-	
X.	141.	G.B.S.S.School, Jhilmil Colony	41.8	-	
	142.	G.B.S.S.School, Nand Nagri	25.4	37.4	
	143.	G.Co-Edn. Sr. Sec. School, Seemapuri	39.6	49.0	
	144.	G.B.S.S.School No. 2, Shahdara	-	57.9	
	145.	G.B.S.S.School, Vivek Vihar	-	93.7	

	1.	2.	3.	4.	5.
X	146.	G. I. S. S. School, Bhola Nath Nagar	44.8	-	
	147.	G. C. S. S. School, Shilpi Colony	25.6	-	
	148.	S. B. S. S. School, Shahdara	31.3	58.3	
	149.	Motherjee Memorial S. S. School, Shahdara	-	91.0	
	150.	G. Co-Edn. Sec. School, Vishwas Ngr.	33.0	-	
	151.	G. G. Sec. School, Nandnagri	27.7	-	
	152.	G. G. Sec. School, Seemapuri	12.5	-	
	153.	Baij Nath Arya Girls Sec. School, Shahdara	91.6	-	
XI	154.	G. B. S. S. School, Chander Nagar	-	61.7	
	155.	G. B. S. S. School, Kalyanpuri	-	56.1	
	156.	G. B. S. S. School, Mandawali	-	54.8	
	157.	G. B. S. S. School, Shakarpur Extn.	-	52.3	
	158.	G. G. S. S. School, Chander Nagar	25.9	-	
	159.	G. G. S. S. School, Geeta Colony Block 13	38.4	-	
	160.	G. G. S. S. School, Laxmi Nagar	26.9	-	
	161.	G. G. S. S. School, Shakarpur Extn.	-	64.2	
	162.	G. B. Sec. School, Trilokpuri	43.6	-	
	163.	G. B. Sec. School, Patpar Ganj	60.9	-	
XII	164.	G. B. S. S. Sch. No. 1, Jheel Kuranja	35.1	-	
	165.	G. B. S. S. School, Kailash Nagar	23.3	60.6	
	166.	G. B. S. S. School, Eshikan Nagar	90.3	-	
	167.	G. B. S. S. School No. 1, Gandhi Ngr.	-	47.9	
	168.	G. B. S. S. School No. 2, Gandhi Ngr.	-	38.3	
	169.	G. G. S. S. School No. 2, Gandhi Ngr.	38.1	-	
	170.	G. G. S. S. School No. 3, Gandhi Ngr.	12.8	-	
	171.	G. G. S. S. School, Shankar Nagar	25.5	-	
	172.	G. G. S. S. School, Kailash Nagar	-	58.2	
	173.	D. A. V. Sr. Sec. School No. 2, Shankar Nagar	97.2	-	
	174.	Ram Rattan Amir Chand Gita S. S. School, Shankar Ngr.	97.5	95.3	
	175.	Guru Nanak Girls Sr. Sec. School, Gandhi Nagar	93.0	95.8	
	176.	G. B. Sec. School No. 2, Jheel Kuranja	44.0	-	
	177.	G. B. Sec. School, Shankder Nagar	42.6	-	
	178.	G. G. Sec. School, Jheel Kuranja	30.0	-	
	179.	G. Adult Sr. Sec. School, Krishan Nagar	20.5	19.4	
XIII.	180.	G. B. S. S. School No. 1, Jama Masjid	5.2	50.0	
	181.	G. B. S. S. School, Bulbuli Khena	38.1	-	
	182.	G. G. S. S. School No. 1, Jama Masjid	28.6	-	
	183.	G. G. S. S. School, Panama Building, G-Block.	28.6	49.2	
	184.	G. G. S. S. School, Pataudi House	8.1	-	
	185.	G. G. S. S. School No. 1, Zeenat Mahal	-	55.5	
	186.	A. R. S. D. S. S. School, Ajmeri Gate	42.5	-	
	187.	A. S. V. J. S. S. School, Darya Ganj	37.1	-	
	188.	Commercial Sr. Sec. School, Darya Ganj	93.4	93.9	
	189.	Jain S. S. School, Darya Ganj	93.4	-	
	190.	D. A. V. S. S. School, No. 1, Darya Ganj	38.2	37.9	

1.	2.	3.	4.	5.
XIII.	191.	Ranjas S.S.School, No.1, Darya Ganj.	93.6	-
	192.	Francis S.S.School, Darya Ganj.	100.0	100.0
	193.	B.D. Arya Girls S.S.SCH.	-	92.7
	194.	Ranjas Girls S.S.School No.1, Darya Ganj.	92.9	-
	195.	S.S. Khalsa Girls Sr.Sec. School, Darya Ganj.	-	96.2
	196.	G.B.Sec.School No.2, Jama Masjid	36.9	-
	197.	G.B.Sec.School, Pataudi House	25.0	-
	198.	G.B.Sec.School, Zeenat Mahal, Kanla Market.	10.3	-
	199.	G.G.Sec.School, Bela Road	5.7	-
	200.	G.G.Sec.School, Jama Masjid No.2	23.4	-
XIV.	201.	G.B.S.S.School, Link Road	8.7	45.4
	202.	G.B.S.S.School, Qutub Road	39.4	-
	203.	G.G.S.S.School, Shushila Mohan Marg.	37.7	-
	204.	Jain Samnopasak, Sadar Dazar	96.0	96.1
	205.	Anglo Arabic Sr.Sec.School, Ajmeri Gate	-	58.2
	206.	Sant Nirankari Sr.Sec.School, Pahar Ganj.	90.7	-
	207.	Shafiq Memorial (Co-Edn.) Sr.Sec.School	34.6	30.2
	208.	Vidya Gyan Mandir (Co-Edn) Sr.Sec.School, Pahari Dhiraj	11.6	-
	209.	J.L. Jain Girls Sr.Sec.School, Pahari Dhiraj.	100.0	-
	210.	New Shakti Sr.Sec.School, Pahar Ganj.	91.7	-
	211.	Queen Mary Sr.Sec.School, Pis Hazari.	100.0	98.3
	212.	St. Anthony Girls Sr.Sec.School	93.9	93.8
	213.	S.D. Hari Mandir Girls Sr.Sec. School, Pahar Ganj.	-	96.5
	214.	S.G.T.B. Girls Sr.Sec.School, Ful Bangash.	100.0	96.4
	215.	G.B.Sec.School, Jhandewalan	17.4	-
	216.	C.L.Sec.School, Jhandewalan	19.2	-
	217.	P.C. Vaish Sec.School, Baham Dhiraj	33.3	-
	218.	St. Anthony Boys Sec.School, Pahar Ganj	45.3	-
	219.	G.G.Sec.School, Link Road	45.9	-
	220.	G.G.Sec.School, No.1, Ram Nagar	18.2	-
	221.	G.G.Sec.School No.2, Ram Nagar	38.1	-
XV.	222.	G.B.S.S.School, Pahar Ganj	29.5	-
	223.	G.B.S.S.School, Rouse Avenue	42.1	58.6
	224.	G.G.S.S.School, Arun Bagh Lane	35.6	-

	1.	2.	3.	4.	5.
	225.	G.O.S.S.School, Pekar Ganj		-	94.0
	226.	D.T.E.A.G.G.Edn. Sr.Sec.School, Mandir Marg.		91.9	-
	227.	Raisina Bengali Sr.Sec.School, Reading Road.		98.8	97.8
	228.	Ranjha S.S.School, No.4, Chitra Gupta Road.		97.4	92.1
	229.	Union Academy Sr.Sec.School, Raja Bazar.		96.6	-
	230.	R.M. Arya Girls Sr.Sec.School, Raja Bazar.		90.7	90.0
	231.	Khalsa Girls Sr.Sec.School, Chama Mandi.		-	62.9
	232.	S.G.H.K. Bangla Sahib Sr.Sec. School, Ashok Road.		-	91.3
	233.	G.B.Sec.School, Mata Sundri Road.		17.5	-
	234.	G.D.Sec.School, Rani Jansi Road		19.8	-
	235.	Baba Sahib Ambedkar Sec.School, Rani Jhani Road.		18.7	-
	236.	D.A.V.Sec.School, No.2, Third Road.		21.0	-
XVI.	237.	G.B.S.S.School, Tara Nagar Ashran		26.8	34.2
<u>DISTT.</u>	238.	G.B.S.S.School, Jangpura		-	50.3
<u>SOUTH</u>	239.	G.D.S.S.SCHOOL, Pandara Road		19.0	31.4
	240.	G.G.S.S.School, Jangpura		33.6	63.5
	241.	G.G.S.S.School, Pandara Road		-	97.4
	242.	D.A.V. S.S. School, Jangpura		33.7	-
	243.	Kerala Education Society S.S.School, Canning Road		39.1	-
	244.	S.E.S. Baba Neh' Raj S.S. School, Lajpat Nagar.		93.3	-
	245.	G. Co-Edn.Sec.School, Friends Colony		19.4	-
	246.	G.Co-Edn.Sec.School, Madanpur Khadar		12.1	-
	247.	G.Co-Edn.Sec.School, Molar Bandh		8.4	-
	248.	G.G.Sec.School, Bhogal Jangpura		42.6	-
XVII.	249.	G.B.S.S.School, Defence Colony, A-Block.		29.7	38.2
	250.	G.B.S.S.School, I.N.A. Colony		37.1	-
	251.	G.Adult Sr.Sec.School, Kidwai Nagar		53.3	41.6
	252.	G.B.S.S.School No.1, Lodhi Road		39.6	51.1
	253.	G.B.S.S.School No.2, Lodhi Road (Tyag Raj Nagar)		-	50.7
	254.	G.B.S.S.School No.1, Kidwai Nagar		-	58.9
	255.	G.G.S.S.S., Defence Colony, A-Block		29.9	93.2
	256.	D.C. Arya S.S.SCH., Lodhi Road		31.0	60.0
	257.	Delhi Kamada (Co-Edn.) S.S.School, Lodhi Estate.		93.8	95.5
	258.	D.T.E.A.S.S.School, Lodhi Estate		-	96.9
	259.	J.P.M. Blind School, Lal Bahadur Shaktri Marg.		100.0	100.0
	260.	Shyama Prasad Sr.Sec.School, Lodhi Estate.		100.0	97.4
	261.	Lady Irwin Sr.Sec.School, Canning Rd.		99.6	98.6

1.	2.	3.	4.	5.
XVII.	262.	S.G.T.B. Khalsa Sr.Sec.School, Ali Ganj	27.3	-
	263.	G.B.Sec.School, Ali Ganj	43.6	-
	264.	G.B.S.School No.2, Kidwai Nagar	36.1	-
	265.	Lion Vidya Mandir Sec.School, Kashmer House	Zero.	-
	266.	Vidya Bhawan Co-Edn.Sec.School, Lodhi Estate.	18.7	-
	267.	Govt.B.Sr.Sec.School, Badarpur	19.5	17.1
	268.	G.G.S.S.School No.1, Kalkajee	-	91.2
	269.	G.G.S.S.School No.2, Kalkajee	34.3	-
	270.	Chander Arya Vidya Mandir Samaj Parbat Lajpat Nagar.	-	100.0
	271.	G.B.Sec.School, Lajpat Nagar, IV	30.9	-
	272.	G.B.Sec.School, Railway Colony, Tuglakabad	20.9	-
	273.	Baij Nath Sec.School, Ishwar Nagar.	22.0	-
	274.	G.B.S.S.School No.2, Kalkajee.	-	46.3
XIX.	275.	G.B.S.S.School, Malyiya Nagar.	36.8	50.0
	276.	G.B.S.S.School, Laxmi Bai Nagar	-	63.1
	277.	G.G.S.S.School, Andrews Ganj	95.2	92.1
	278.	G.G.S.S.School, Laxmi Bai Nagar	91.7	-
	279.	G.G.S.S.School, Madangir	34.5	-
	280.	G.G.S.S.School, Green Park Extn.	-	91.4
	281.	D.T.E.A. S.S. School, Laxmi Bai Ngr.	-	98.3
	282.	G.B.S.School, Chirag Delhi.	30.8	-
	283.	G.B.Sec.School, Dakshinpuri	15.2	-
	284.	G.Adult School, Madangir	16.6	-
	285.	G.B.Sec.School No.2, Madangir	42.7	-
	286.	G.G.Sec.School, Ist Shift Madangir.	36.5	-
	287.	Jain Girls Sec.School, Green Park Extn.	37.9	-
XX.	288.	G.B.S.S.School, Netajee Nagar	39.5	63.9
	289.	G.B.S.S.School No.2, Mehrauli	-	47.8
	290.	G.B.S.S.School, Narauji Nagar/ Safdarjung.	-	34.3
	291.	G.B.S.S.School, Sarojini Nagar, No.2	36.1	-
	292.	G.B.S.S.School, Sarojini Ngr., No.1	-	95.0
	293.	G.G.S.S.School, Safdarjung Enclave	-	63.3
	294.	G.G.S.S.School, No.1, Sarojini Ngr.	-	94.1
	295.	G.G.S.S.School, No.2, Sarojini Ngr.	-	90.1
	296.	GOVT.Co.Edn.S.S.School, Fatehpur Beri	-	32.0
	297.	G.G.S.S.School, Chhattarpur	-	89.5
	298.	V.N.Bengali S.S.School, Sarojini Ngr.	-	96.5
	299.	G.B.Sec.School No.1, Mehrauli	13.2	-
	300.	G.B.Sec.School, No.5, Sarojini Nagar	35.1	-
	301.	G.B.Sec.School, Chhattarpur	16.1	-
	302.	G.B.Sec.School, Ghitorni.	Zero	-
	303.	G.Co-Edn.Sec.School, Yahiya Nagar	33.3	-

XXI	304.	G.G.S.S.School, Sec. School, Kitchner Road.	22.0	30.1
	305.	G.B.S.S.School No.1, Moti Bagh	-	97.6
	306.	G.B.S.S.School, Sec.II, R.K.Puram	39.3	-
	307.	G.B.S.S.School, Sec.III, R.K.Puram (2nd Shift.)	20.8	63.9
	308.	G.B.S.S.School, Sec. IV, R.K.Puram	37.1	-
	309.	G.B.S.S.School, Mahipalpur	-	6.4
	310.	G.Co-Edn.S.S.School, Rajokri	92.4	-
	311.	G.G.S.S.School, No.2, Sec.IV., R.K.Puram.	-	94.5

DISTRICT- WEST

XXII.	312.	G.B.S.S.School, D-Block (Nangal Rai) Janakpuri.	30.4	52.6
	313.	G.B.S.S.School, No.2, Delhi Cantt.	32.3	48.5
	314.	G.B.S.S.School, Bigwasan.	37.7	52.8
	315.	G.Co-Edn.S.S.School, Shahbad Mohd pur	14.9	45.4
	316.	G.B.S.S.School, No.1, Palam Village	-	78.8
	317.	G.G.S.S.School, D-Block (Nangal Rai), Janakpuri.	47.0	-
	318.	G.G.S.S.School, Bajwasan	90.5	48.1
	319.	G.Co-Edn.Sec.School, Mehram Nagar	38.7	-
	320.	G.B.Sec.School, Chhawla.	77.8	-
	321.	G.B.Sec.School No.2, Palam Enclave.	40.0	-
	322.	G.Co-Edn.Sec.School, Smalk a.	76.2	-
	323.	D.A.V. (Co-Edn.) Sec. School, Delhi Cantt.	19.1	-
	324.	S.D. Co-Edn. Sec. School, Delhi Cantt.	95.2	-
	325.	G.G.Sec.School, No.2, Palam.	47.7	-
	326.	G.G.Sec.School, Shahbad, Mohd. pur	18.2	-
XXIII.	327.	G.B.S.S.School, A-Block, Janakpuri.	95.8	-
	328.	G.B.S.S.School, No.1, Najaf Garh	37.8	48.4
	329.	G.B.S.S.School, No.2, Najaf Garh	47.9	45.1
	330.	G.Co-Edn.S.S.School, Maulatpur	16.9	45.2
	331.	G.B.S.S.School, Matiala	22.0	-
	332.	G.G.S.S.School, A-Block, Janakpuri	-	97.6
	333.	G.G.S.S.School, No.1, B-Blk., Janakpuri.	-	92.1
	334.	G.G.S.S.School, C-Block, Janakpuri	-	94.1
	335.	G.G.S.S.School, No.1, Najafgarh	100.0	-
	336.	G.G.S.S.Sec.School, Najafgarh (No.2)	-	62.9
	337.	G. Adult Sec. School, Najafgarh	3.2	-
	338.	D.T.E.A. Sec. School, Janakpuri	100.0	-
	339.	G.G.Sec.School, No.2, B-Block, Janakpuri.	40.6	-
XXIV	340.	G.B.S.S.School, Khyala	35.5	22.2
	341.	G.B.S.S.School, Chand Nagar	-	90.2
	342.	G.Co-Edn.S.S.School, Issapur	-	15.0
	343.	G.B.S.S.School, No.2, Tilak Nagar	-	94.0
	344.	G.Co-Edn.S.S.School, Mundela Kalan	81.9	76.9
	345.	G.Co-Edn.S.S.School, Surehra	96.3	77.7

	1.	2.	3.	4.
XXIV.	346.	G.Co-Edn.S.S.School,Tikri Kalan	11.6	21
	347.	G.B.S.S.School, Ujwa	83.9	44
	348.	G.G.S.S.School, Chand Nagar	37.2	-
	349.	G.G.S.S.School, No.2, Tilak Nagar	46.0	-
	350.	G.G.S.S.School, No.3, Tilak Nagar	93.3	97
	351.	G.G.S.S.School, Uttam Nagar	12.8	47
	352.	G.B.Sec.School, Uttam Nagar	47.7	-
	353.	G.(Co-Edn)Sec.School,Dhansa	33.3	-
	354.	G.Co-Edn.Sec.School,Dichaon Kalan	98.1	-
	355.	G.B.Sec.School, Jaroda Kalan	9.2	-
	356.	G.B.Sec.School, Ramhola	34.8	-
	357.	G.G.Sec.School, Ujwa.	76.8	-
XXV.	358.	G.B.S.S.School, Hari Nagar.	20.3	-
	359.	G.B.S.S.School, No.1, Rajouri Garden Extn.	94.9	-
	360.	G.B.S.S.School, No.2, Rajouri Garden.	-	90.
	361.	G.G.S.S.School, Hari Nagar.	-	93.
	362.	G.G.S.S.School, No.1, Rajouri Garden Extn.	92.0	91.
	363.	G.G.S.S.School, No.1, Tagore Garden	37.6	-
	364.	G.B.Sec.School, No.2, Tagore Garden	46.5	-
	365.	G.G.Sec.School, No.2, Subhash Nagar.	38.1	-
	366.	G.G.S.School, No.2, Tagore Garden	29.3	-
XXVI.	367.	G.B.S.S.School, Karampura	-	94.7
	368.	G.B.S.S.School, No.1, Moti Nagar	-	56.5
	369.	G.Co-Edn.S.S.School, Paschim Vihar	47.6.	-
	370.	G.B.S.S.School, Punjab Bagh	-	61.4
	371.	G.B.S.S.School, Basai Darapur	44.4	-
	372.	G.G.S.S.School, Basai Darapur	38.1	57.4
	373.	G.G.S.S.School, Karampura	-	97.2
	374.	G.G.S.S.School, Kirti Nagar	-	94.9
	375.	G.G.S.S.School No.1, Moti Nagar.	-	94.4
	376.	G.G.S.S.School, Madipur	23.2	-
	377.	S.B. Mills (Co-Edn.) Sr.Sec.School, Shivajee Marg	-	100.0
	378.	G.Co-Edn.Sec.School, Anilwas (Jwalapuri)	25.5	-
	379.	G.B.Sec.School, Karampura Indl.Area.	47.8	-
	380.	G.Adult Sec.School, Karampura	11.9	-
	381.	Gujrat Sec.School, Kirti Nagar	32.9	-
XXVII.	382.	G.Co-Edn Sindhi S.S.School, New Rajinder Nagar.	15.6	53.6
	383.	G.B.S.S.School, Ranjit Nagar	-	68.7
	384.	G.B.S.S.School, No.1, West Patel Nagar.	42.5	34.5
	385.	G.B.S.S.School, No.3, West Patel Ngr.	44.7	-
	386.	G.B.S.S.School No.2, West Patel Ngr.	91.7	90.5
	387.	D.I. Khan S.S.School, Rajinder Ngr.	27.9	59.9

	1.	2.	3.	4.	5.
XXVII.	388.	P.O.D.A.V. Sr.Sec.School, West Patel Nagar.		40.7	-
	389.	Bhai Joga Singh Khalsa Girls S.S.School, East Patel Nagar		-	97.2
	390.	Rashtriya Virja Nond Andh Kanya Vidyalaya, New Rajinder Nagar.		100.0	-
	391.	S.D. Girls S.S.School, East Patel Nagar		98.3	92.8
	392.	Vidya Dhawan Girls S.S.School, Rajinder Nagar.		95.4	98.4
	393.	G.B.Sec.School, Inderpuri		22.5	-
	394.	G.B.Sec.School, No.3, West Patel Nagar.		92.0	-
XXVIII.	395.	G.B.S.S.School, Dev Nagar		26.8	55.4
	396.	G.B.S.S.School, Rohtak Road		25.4	-
	397.	G.G.S.S.School, Dev Nagar		39.0	-
	398.	G.G.S.S.School, Prasad Nagar		44.3	-
	399.	Salwan S.S.School, Rajinder Ngr.		-	63.8
	400.	Ranjas S.S.School, No.2, AnandParbat		98.1	96.0
	401.	Ranjas S.S.School, No.5, Karol bagh.		91.3	90.6
	402.	Sri Akali Baba Phool Singh, Rajinder Nagar.		46.8	95.9
	403.	G.D. Soni D.A.V.S.S.School, Pusa Road.		100.0	-
	404.	Arya Girls S.S.School, Regharbura		-	98.0
	405.	Rai Kedar Nath L.M.Girls S.S.School, Karol Bagh		94.7	94.1
	406.	Satbharwan Girls S.S.School, Arya Samaj Road.		-	95.8
	407.	S.G.T.D. Khalsa Girls S.S.School, Dev Nagar.		-	97.1
	408.	G.B.Sec.School, East Park Road.		20.7	-
	409.	Gvt. Adult Sec. School, Dev Nagar		5.3	-
	410.	G.G.Sec.School, East Partk Road		37.7	-
	411.	Multan D.A.V. Rajinder Nagar		43.0	-

TABLE NO. XXVIINO. & NAMES OF SCHOOLS OPENED/BIFURCATED/MERGED
UPGRADED & DOWNGRADED DURING THE YEAR 1981-82.Newly Opened:-

	<u>Govt.</u>	<u>Unaided</u>	<u>Unaided</u>	<u>Total</u>
Middle	9	-	2	11

Bifurcated:-

Middle	6	-	-	6
Sr.Sec.	1	-	-	1

Upgraded:-

Middle to Secondary	8	-	5	13
Middle to Sr.Sec.	-	-	1	1
Sec. to Sr.Sec.	6	1	1	8

Merged:-

Middle	2	-	-	2
Secondary	1	-	-	1

Downgraded:-

Sec. to Middle	1	-	-	1
----------------	---	---	---	---

Newly Opened Middle Schools (Govt.) :-

1. G.G.M.School, Lawrence Road,
2. G.Co-edn.M.S., Shakurpur
3. G.Co-edn.M.S., Jahangirpuri
4. G.Co-edn.M.S., Gautampuri
5. G.B.M.S., Kanti Nagar
6. G.B.M.S., Rajouri Garden

7. G.Co-ednl.M.S., Nangloi
8. G.Co-ednl M.S., Jagatpur
9. Kalkaji (Co-edn.)

Unaided Middle Schools:-

10. Chowgule Shishu Vihar, Faiz Road, New Delhi.
11. St.Paul School, Safdarjung Development Area, New Delhi.

Bifurcated Schools (Govt.):-

1. G.G.M.S., Adarsh Nagar
2. G.B.M.S., Madangir
3. G.B.M.S., Shakarpur
4. G.G.M.S., "
5. G.B.M.S., Dakshinpuri
6. G.G.M.S., Madipur
7. G.G.S.S.S., D-Block, Ashok Vihar

Upgraded-Middle to Secondary (Govt.):-

1. G.B.M.S., Shastri Nagar
2. G.G.M.S., Defence Colony
3. G.Co-ednl.M.S., Kalkaji Phase II
4. G.B.M.S., L-Block, Hari Nagar
5. G.G.M.S., " "
6. G.Co-edn.M.S., Saraswati Vihar
7. " " M.B.Road
8. Mansrover Park

Unaided:-

1. St.Francis-De-Sales, Janakpuri, New Delhi.
2. Mount Carmel, Anand Niketan, Moti Bagh, New Delhi.
3. Laxman Public School, Hari shas, New Delhi.

4. Gita Bal Bharti, Shanker Nagar, Delhi.
5. Chinmaya Mission School, Defence Colony, New Delhi.

Middle to Sr.Sec.:-

1. Guru Nanak Public School, Punjabi Bagh, New Delhi.

Upgraded-Secondary to Sr.Sec.(Govt.):-

1. G.B.Sec.School, Sultanpuri
2. G.G.Sec.School, Jahangirpuri
3. G.G. " " Rani Bagh
4. G.G. " " Khyala
5. G.B. " " Basai Darapur
6. G.G. " " Prashad Nagar

Aided :-

1. G.D. Soni, D.A.V., Pusa Road, New Delhi.

(Unaided :-

1. S.S. Mota Singh, Janakpuri, New Delhi.

Merged (Middle):-

1. G.G.M.S., Seva Nagar (North)
2. G.B.M.S., Lajpat Nagar No.3
Secondary
3. G.B.S.S., Rajinder Nagar

Downgraded:-

(Secondary to Middle)

- 1.G.B.Sec.School, Bela Road

Table No. XXVIII

NO. & NAMES OF SCHOOLS OPENED/BIFURCATED/UPGRADED & MERGED SCHOOLS DURING THE YEAR 1982-83.

	<u>Govt.</u>	<u>Aided</u>	<u>Unaided</u>	<u>Total</u>
<u>Newly Opened:-</u>				
Middle	7	-	12	19
Secondary	-	-	1	1
<u>Bifurcated:-</u>				
Middle	5	-	-	5
Secondary	3	-	-	3
Sr.Sec.	1	1	-	2
<u>Upgraded:-</u>				
Middle to Secondary	9	1	6	16
Middle to Sr.Secondary	-	-	1	1
Sec. to Sr.Sec.	16	2	3	21
<u>Merged:-</u>				
Middle	2	-	-	2

Newly Opened Middle Schools (Govt):-

1. G.Co-edn.M.School, J.J. Colony, Wagairpur.
2. " " " " K.Block, Jahangirpuri
3. " " " " Vishwas Nagar.
4. " B. " " Block-29 Tirlokpuri
5. " Co-ednl." " Mayur Vihar.
6. " B. " " Rani Garden
7. " " " " Naraina.

Unaided:-

1. International Happy School, 472-A, Dhola Nath Nagar, Shahdara, Delhi.
2. Crescent School, Zeenat ul Masjid, Daryaganj, New Delhi.

3. Bal' Bhawan Public School, X/446, Gandhi Nagar, Delhi.
 4. Little Flower Public School, Shivaji Park, Babarpur Road, Shahdara
 5. St. Viveka Nand School, C-274, Vivek Vihar, Delhi.
 6. Rockvale School, D-62, Naraina, New Delhi.
 7. Dashmesh Public School, Vivek Vivek Vihar, Shahdara, Delhi.
 8. Jyoti Model Middle School, Adarsh Nagar, Delhi.
 9. Indra Ideal Public School, Janakpuri, New Delhi.
 10. Sister Nivedita Sch., Rouse Avenue, Mata Sundri Rd., N.D.
- Unaided Sec. School:-
11. Saraswati Bal Mandir, Rajouri Garden, N.D.
 12. St. Martin Sch. Delhi Cantt., Delhi.
1. Manav Bharati India International School, Panchsheel Park, New Delhi.

Bifurcated Schools (Middle)

1. G.Co-Ednl.M.S., Sainik Vihar (G)
2. " " " " Mangolpuri, D-Block(G)
3. " " " " A-Block, Jahangirpuri(G)
4. " " " " Shadikhampur(G)
5. " B.Sec.S. , Mangolpuri, K-Block (Middle)

Secondary:-

1. G.Co-ednl. S.S., C-Block, Yamuhapuri(G)
2. " " " " Gokapuri (G)
3. " " " " Mansrover Park (G)

Senior Secondary:-

1. G.Co-Ednl.S.S.S., Mandewali(G)

Aided:-

1. Sant Nirankari Girls Sr.Sec.School, Nirankari Colony

Upgraded :-

Middle to Secondary (Govt.)

1. G.Co-ednl.M.S., J.J.Colony, Nangloi.

2. G.B.M.S., Timarpur.
3. G.Co-ednl.M.S., Kalyanwas.
4. G.B.M.S., Kanti Nagar.
5. " Kotla Mubarakpur.
6. " Begumpur, M.M.T.C.Colony.
7. G.Co-ednl.M.S., Shahpur Jat
8. G.B.M.S., Prashad Nagar.
9. G.Co-ednl.M.S., Sagarpur.

Aided:-

1. Nehru Adarsh Middle School, Old Seelampur,
Gandhi Nagar, New Delhi.

Unaided:-

1. Sharda Public School, B-Block, Defence Colony, New Delhi.
2. Tagore International, Ring Road, New Delhi.
3. G.T.B.3rd Centenary Public School, C-Block,
Mansrover Garden, New Delhi.
4. C.I.E.Chattar Marg, Delhi.
5. Rukmini Devi Jaipuria School, Rajpur Road, Delhi.

6. Modern Public School, Shalimar Bagh, Delhi.
Middle to Sr.Sec.:- T.Hill Grove Sch., Safdarjang Enclave, N.D.
Upgraded (Sec. to Sr.Sec.-Govt.)

1. G.B.S.S., Rani Bagh.
2. G.Co-ednl.S.S., A-Block, Shalimar Bagh
3. G.B.S.S., Yamunapuri
4. "G. " " "
5. G." " " Babarour
6. "B. " " "
7. " G." " No.2, Dhola Nath Nagar
8. " Co.ednl. Vishwas Nagar
9. " B. .S., No.2, Jheel Kurenja
10. " " " Kanti Nagar.

11. G.G.Sec.School, Kani Garden (Gita Colony)
12. G.B.S.S., Chitorni
13. G.Co-ednl.S.S., Mehra Nagar
14. G.B.S.S., Chhawla
15. G.B.S.S., Kair
16. G.G.S.S., Pashchim Vihar

Aided:-

1. Gandhi Harijan Sec.School, Brahampuri, Ghonda.
2. Quami Boys Sec.School, Shahidgah Road, Delhi.

Unaided:-

1. Green Field Public School, Vivek Vihar, Shahdara
2. Tagore International School, Vasant Vihar, New Delhi.
3. New Green Field School, Saket, New Delhi.

Merzed (Middle):-

1. G.G.M.S., Hamayunpur
2. G.Co-ednl. M.S., Jagatpur

TABLE NO. XXIX
NO. OF COLLEGES CATEGORY-WISE
(APPLICATED TO DELHI UNIVERSITY)

CATEGORY	NO. OF COLLEGES YEAR-WISE		
	1979-80	1980-81	1981-82
I. GENERAL COLLEGES:-			
i. Art & Science:			
i. Boys	34	34	35
ii. Girls	15	15	15
Total	49	49	50
2. Home Science:-			
i. Boys	-	-	-
ii. Girls	2	2	2
Total	2	2	2
Total General Colleges:-			
i. Boys	34	34	35
ii. Girls	17	17	17
Total	51	51	52
II. Professional Colleges:-			
1. Commerce (i) Boys	1	1	-
2. Engg./tech./Voca- (i) Boys	3	2	2
3. Medical (i) Boys	7	7	7
(ii) Girls	2	2	2
4. Teacher Trg. (i) Boys	-	-	**
5. Social Work. (i) Boys	-	-	**
6. Fine Arts (i) Boys	1	1	1
Total Professional colleges:-			
(i) Boys	12	11	10
(ii) Girls	2	2	2
Total	14	13	12
Grand Total I + II:-			
(i) Boys	46	45	45
(ii) Girls	19	19	19
Total	65	64	64

* School of Planning & Arch. became deemed to be as University
 ** Delhi School of Social Work and Teacher Training have been merged with the Delhi University from the year 1979.

TABLE NO. XXX
ENROLMENT OF COLLEGES CATEGORYWISE

YEAR	ENROLMENT									
	GENERAL COLLEGES			PROFESSIONAL COLLEGES						
	Art & Home Sci.	Home Sci.	Total	Comm.	Tech & Voca- tional	Medi- cal	Trs. Trg.	Soci- al work	F. Art	Total
1979-80:-										
Boys	34006	-	34006	859	1614	2343	-	-	105	4921
Girls	24832	950	25812	134	457	1220	-	-	78	1889
Total	58838	950	59818	993	2071	3563	-	-	183	6810
1980-81:-										
Boys	30372	-	30372	789	1332	2175	-	-	95	4391
Girls	23425	1020	24445	190	508	1231	-	-	95	2024
Total	53797	1020	54817	979	1840	3406	-	-	190	6415
1981-82:-										
Boys	37994	-	37994	-	1385	2199	-	-	103	3687
Girls	29965	1192	31157	-	637	1296	-	-	104	2037
Total	67959	1192	69151	-	2022	3495	-	-	207	5724

SUMMARY

Year	General Colleges			Prof. Colleges			Total		
	Boys	Girls	Total	Boys	Girls	Total	Boys	Girls	Total
1979-80	34006	25812	59818	4921	1889	6810	38927	27701	66628
1980-81	30372	24445	54817	4391	2024	6415	34763	26469	61232
1981-82	37994	31157	69151	3687	2037	5724	41681	33194	74875

TABLE NO. XXVI
ENROIMENT IN DELHI UNIVERSITY CATEGORY WISE

Year	ENROIMENT										
	University Teaching Deptt.			NonCollegiate Board's women		External Cell		Delhi University.			Total
	Boys	Girls	Total	G	B	G	B	G	B	T	
1979-80	8408	3058	11466	5638	16749	8452	25201	25157	17148	42305	
1980-81	9247	3096	12343	6671	14160	7250	21410	23407	17017	40424	
1981-82	10023	3054	13077	*	-	*	-	10023	3054	13077	

* Non-collegiate Board's women and External Cell figures not available.

TABLE NO. XXXII
TOTAL ENROIMENT IN COLLEGES & DELHI UNIVERSITY

YEAR	ENROIMENT								
	COLLEGE			DELHI UNIVERSITY			TOTAL COLLEGES + UNIV.		
	Boys	Girls	Total	Boys	Girls	Total	Boys	Girls	Total
1979-80	38927	27701	66628	25157	17148	42305	64084	44849	108933
1980-81	34763	26469	61232	23407	17017	40424	58170	43486	101656
1981-82	41681	33194	74875	10023	3054	13077	51704	36248	87952

TABLE NO. XXXIII
NO. OF TEACHERS IN COLLEGES-CATEGORY-WISE

YEAR	NO. OF TEACHERS									
	GENERAL COLLEGES				PROFESSIONAL COLLEGES					
	Arts	Home Sci.	Total	Comm.	Engg. & Tech. Voc.	Medi- cal	Trs. Trg.	Soci- al work	Fine Arts	Total
<u>1979-80</u>										
Male	2143	3	2146	83	223	257	-	-	31	594
Female	1696	83	1779	-	26	245	-	-	2	273
Total	3839	85	3925	83	249	502	-	-	33	867
<u>1980-81</u>										
Male	2169	3	2172	79	130	262	-	-	30	501
Female	1701	85	1786	-	18	240	-	-	1	259
Total	3870	88	3958	79	148	502	-	-	31	760
<u>1981-82</u>										
Male	2219	3	2222	-	126	292	-	-	29	447
Female	1740	92	1832	-	23	289	-	-	1	313
Total	3959	95	4054	-	149	581	-	-	30	760

SUMMARY

Year	Genl. Colleges			Prof. colleges			Grand Total		
	M	F	T	M	F	T	M	F	T
1979-80	2146	1779	3925	594	273	867	2740	2052	4792
1980-81	2172	1786	3958	501	259	760	2673	2045	4718
1981-82	2222	1832	4054	447	313	760	2669	2145	4814

TABLE NO. XXXIV
NO. OF TEACHERS IN DELHI UNIVERSITY CATEGORYWISE

Year	University Teaching Deptt.			Affiliated colleges			Total		
	M	F	T	M	F	T	M	F	T
1979-80	563	88	651	2740	2052	4792	3303	2140	5443
1980-81	544	84	628	2673	2045	4718	3217	2129	5346
1981-82	557	85	642	2669	2145	4814	3226	2230	5456

TABLE NO. XXXV
ENROLMENT & NO. OF TEACHERS IN COLLEGES SPONSORED
BY DELHI ADMINISTRATION

Year	No. of Colleges			Enrolment			No. of Teachers		
	B	G	T	B	G	T	M	F	T
1979-80	7	8	15	6620	9633	16253	488	721	1209
1980-81	7	8	15	6333	8724	15057	486	721	1207
1981-82	7	8	15	7652	12255	19907	493	722	1215

TABLE NO. XXXVI
ENROLMENT IN HIGHER EDUCATION (GENERAL)

Category	1980-81			1981-82		
	B	G	T	B	G	T
B.A.	9682	14969	24651	12571	19732	32303
B.COM.	15010	3482	18492	18105	4920	23025
B.Sc.	5317	3436	8753	6211	4382	10593
M.A.	2322	2992	5314	2444	2322	4766
M.Sc.	680	501	1181	655	455	1110
M.Com	482	188	670	491	126	617

TABLE NO. XXXVII
ENROIMENT IN PROFESSIONAL COLLEGES

Category	1980-81			1981-82		
	B	G	T	B	G	T
L.L.B.	2553	393	2946	2532	375	2907
M.B.B.S.	1502	830	2332	1616	889	2505
M.Ed.	29	11	40	43	39	82
B.Ed.	281	378	659	216	423	639
P.G.Degree in Engg.	794	21	815	787	21	808
First Degree in Engg.	2011	129	2140	2107	128	2235
Basic Trs. Training	41	322	363	96	299	395

TABLE NO. XXXVIII
COLLEGES SPONSORED BY DELHI ALMN.

Year of Opening	No. of colleges	Name of Colleges	Address
1964	3	i. Rajdhani College,	Ring Road., Raja Garden New Delhi.
		ii. Motilal Nehru "	Moti Bagh, New Delhi.
		iii. Kamla Nehru "	Defence Colony, New Delhi.
1965	1	iv. Laxmibai women's "	Wazirpur, Delhi.
1967	6	v. Bhagat Singh "	Govindpuri, New Delhi
		vi. Shivaji "	Ring Rd., Raja Garden, New Delhi.
		vii. Maitrai "	Netaji Nagar, New Delh
		viii. Gargi "	Lajpat Ngr., New Delhi
		ix. Kalindi "	East Patel Nagar, New Delhi.
		x. Swami Shardhanand "	Alipur, Delhi.
1969	1	xi. Shyama Prasa Mahila "	Tagore Garden, N. Delhi
1970	1	xii. Vivekanand Mahila "	Gandhi Ngr., Delhi.
1971	1	xiii. Bharti Mahila "	Jhandewalan, New Delh
1972	2	xiv. Satyawati "	Timarpur, Delhi.
		xv. Arvindo "	S.T.C. Colony, Malviya Nagar, New Delhi.

TABLE NO. XXXIX

Average Expenditure on salaries of teachers
per month, 1980-81.

S.No.	Category of Schools	Expenditure (Rupees)
1.	Primary	881
2.	Middle	1049
3.	Secondary	1101
4.	Sr.Secondary	1249
5.	General College	1748

TABLE NO. XXXX (X L)

DIRECT (RECURRING) EXPENDITURE ON SCHOOL
EDUCATION IN DELHI, 1980-81.

Sl. No.	Category of Schools	EXPENDITURE IN (CRORES Rs.)						Total
		Salary of teachers	Salary of other staff	Main-tenance of Equip. & furniture	Lib-ries	Stip-ends & Schol-arships	Others	
1.	Primary	17.21	1.92	0.04	-	0.47	0.38	20.02
2.	Middle	5.12	0.36	0.16	0.04	0.16	0.36	6.20
3.	Secondary/ Sr.Secondary	37.34	4.59	1.03	1.02	1.23	4.35	49.56
4.	Colleges (General Edn.)	8.47	2.26	0.24	0.32	0.29	1.16	12.74
5.	Universities	2.60	2.69	0.46	0.14	0.41	4.78	11.08
	Total ...	70.74	11.82	1.93	1.52	2.56	11.03	99.60

TABLE NO. XXXXI

DIRECT EXPENDITURE (1980-81) AGENCYWISE

S.No.	Agency	Expenditure (Rs. in Crore)						To
		Salaries of Teachers	Non-Teaching	Maintenance Equip. & Furniture	Libraries	Stipends & Scholarships	Others	
<u>Sr. Sec. Schools</u>								
1.	Delhi Admn.	18.61	1.77	0.18	0.49	0.60	0.98	22
2.	" " Aided	6.89	0.93	0.08	0.20	0.10	0.44	8
3.	Central	1.12	0.12	0.03	0.02	0.02	0.08	1
4.	N.D.M.C.	0.32	0.04	-	0.01	0.03	0.05	0.
5.	Unaided	3.99	0.93	0.54	0.09	0.23	2.23	8.
Total ...		30.93	3.79	0.83	0.81	0.98	3.78	41.
<u>Secondary Schools</u>								
1.	Delhi Admn.	4.61	0.52	0.09	0.17	0.22	0.24	5
2.	" " Aided	1.14	0.15	0.01	0.03	0.02	0.09	1
3.	Unaided	0.65	0.13	0.10	0.02	0.02	0.23	1
Total ...		6.40	0.80	0.20	0.22	0.26	0.56	8
<u>Middle Schools</u>								
1.	Delhi Admn.	3.82	0.25	0.04	0.04	0.09	0.15	4.
2.	" " Aided	0.52	0.04	0.01	-	0.04	0.03	0.
3.	Unaided	0.53	0.04	0.11	-	0.02	0.17	0.
4.	N.D.M.C.	0.25	0.03	-	-	0.01	0.01	0.
Total ...		5.12	0.36	0.16	0.04	0.16	0.36	6
<u>Primary Schools</u>								
1.	M.C.D.	14.67	1.64	0.01	-	..	0.28	
2.	" Aided	0.70	0.05	-	-	..	0.03	
3.	Unaided	0.43	0.04	0.02	-	..	0.06	
4.	N.D.M.C.	1.00	0.14	-	-	..	-	
5.	" Aided	0.05	0.01	0.01	-	..	-	
6.	Delhi Cantt.	0.07	0.01	-	-	..	-	
7.	" " Aided	0.28	0.04	-	-	..	-	

TABLE NO. XXXXII

Names of Secondary and Senior Secondary schools
having hostel facilities.

1. Govt. Lady Mayoer for Deaf and Dumb, Feroz Shah Road, New Delhi.
2. Kasturba Balika Vidyalaya, Ishwar Nagar, New Delhi.
3. Modern School, Dara Khamba Road, New Delhi.
4. Delhi Public School, Mathura Road, New Delhi.
5. Mother International School, Aurbindo Ashram,
New Delhi.
6. Delhi Public School, Sec. XII, R.K. Puram, New Delhi.
7. Air Force Central School, Delhi Cantt., New Delhi.
8. Happy Model School, Janakpuri, New Delhi.
9. Sawaan Public School, Chattarpur, New Delhi.

CENTRAL SCHOOLS:-

10. Central School, Delhi Cantt., Delhi.
11. Vishesh Kendriya Vidyalaya, Janakpuri, New Delhi.
- NMC:-
12. Natyag Co-edn., Sarojini Ngr., I Avenue, New Delhi.

TABLE NO. XXXXIII

LIST OF SCHOOLS FOR INDIAN SCHOOL CERTIFICATE EXAMINATION

	<u>Phone No.</u>
1. Loreto Convent School, Parade Road, Delhi Cantt. - 110 010.	391236
2. Mount St. Mary's School, Parade Road, Delhi Cantt. - 110 010	391596
3. Mater Dei Convent, Tilak Lane, New Delhi. 110 001.	387679
4. Springdales School, Pusa Road, Upper Ring Road Junction, New Delhi- 110 005 .	585422
5. St. Columbas High School, Market Road, Ashoka Place, New Delhi- 110 001.	343462 343134
6. Carmel Convent School, Malcha Marg, Diplomatic Enclave, New Delhi. - 110 021	372114.
7. The Frank Anthony Public School, Lajpat Nagar IV, New Delhi- 110 024.	625996

TABLE NO. XXXXIV
ENROLLMENT IN PATRACHAR VIDYALAYA, 1981-82

	IX	X	XI	XII	Total
Male	407	1652	2182	2432	6673
Female	168	474	503	1263	2408
Employed	62	109	491	803	1465
Unemployed	513	2017	2194	2392	7616
Delhi	504	2034	2479	2315	7332
Out of Delhi	62	66	138	1348	1664
Out of Country	9	26	18	32	85
S/C	172	695	474	523	1864
S.T.	1	15	13	13	47
Others	402	1416	2198	3154	7170

TABLE NO. XXXXV

CONSTRUCTION OF NEW SCHOOL BUILDINGS, ADDITIONAL CLASS
Rooms AND HALLS ETC.

Year	New School Building constructed (Nos.)	ADDITIONAL CLASS ROOMS CONSTRUCTED				
		Block Rooms (Nos)	Temp. rooms (Nos)	Halls/ Workshops	Gymnasium	Stadium
1	2	3	4	5	6	7
1979-80	10	77	270	3	-	-
1980-81	4	14	160	-	-	-
1981-82	2	163	81	6	-	-

Source: Capital Works Branch, Directorate of Education.

TABLE NO. XXXXVI.

NO. OF POSTS SANCTIONED FOR THE YEAR 1981-82

Name of Post	Sanctioned	Vacant Posts
i. L.D.C.	82	2
ii. U.D.C.	92	-
iii. Stenographers	27	6
iv. Head Clerk/Assistant	23	-
v. J.A.O.	8	-
vi. Computer/Investigator	8	1
vii. Stat. Assistants.	13	-
viii. Social Workers etc.	73	5
[REDACTED]		
i. Peon	43	1
ii. Chowkidar	2	-
iii. Sweeper/Farash	2*2	-
iv. Daftry	6	-
v. Despatch Rider	1	-
vi. Driver	13	1
vii. Duplicator Machine Operator	2	-

Source: Estt., Directorate of Education.

TABLE No. XXXVII
 INFORMATION REGARDING RECRUITMENT/PROMOTION/
 GRANT OF SELECTION GRADE/CROSSING OF E.B. FOR DIFFERENT
 CATEGORIES OF TEACHERS DURING THE YEAR 1981-82.

S.No.	Category	Recruitment		Promotion		selection Grade		E.B.
		Male	Female	Male	Female	Male	Female	
1.	P.G.T.	21	46	37	94	118	74	
2.	E.V.G.C.	-	-	-	-	-	-	
3.	T.G.T.(Genl.)	30	-	35	-	-	-	
4.	T.G.T. (Science A)	120	109	65	2			
5.	T.G.T.(Science B)	76	47	50	21			
6.	Lang.Tr.(Hindi)	24	41	49	30	449	242	
7.	Lang.Tr.(Sans.)	14	19	51	9			
8.	Lang.Tr.(Urdu)	7	7	3	3			
9.	Lang.Tr.(Punj)	-	5	11	14			
10.	Sr.P.E.T.	17	9	22	8	3	-	2
11.	Jr.P.E.T.	45	19	-	-	2	2	2
12.	Sr.Dom.Sc.Tr.	-	13	-	28	-	1	-
13.	Jr.Dom.Sc.Tr.	-	-	-	-	-	4	-
15.	Sr.Music Trs.	1	4	-	-	1	2	2
16.	Sr.Drg.Tr.	69	111	-	-	8	3	5
17.	Sr.Craft Tr.	-	-	-	-	-	-	2
18.	Jr.Craft Tr.	-	-	-	-	-	-	-
19.	Assistant Tr.	10	10	16	2	-	-	-
20.	Band Master	-	-	-	-	-	1	

* 6 Asst.Trs.(Male) and 2 Asstt.Trs.(Female) have been promoted to the post of H.M.(Primary).

Source: Establishment II,III & IV, Dte. of Edn., Delhi Admn., Delhi.

TABLE NO. XXXVIII

DETAILS OF THE SCHEME-WISE AMOUNT AND THE NO. OF STUDENTS
DURING 1980-81 & 81-82

S1. No.	Name of the Scheme	No. of Students 1980-81	Amount (Rs)	No. of students 1981-82	Amount (Rs)
1	2	3	4	5	6
1.	S/Caste Scholarship at Pre-matric stage.	40277	1466940	46265	1683660
2.	S/Caste Scholarship at Post Matric stage.	4644	2623973	4690	3302903
3.	Re-imbursment of examination fee to CBSE	15783	812907	8760	468271
4.	Economically backward Scholarship.	27761	1085130	26578	946315
5.	Lower Income Group at P.M. stage.	94	38642	110	45292
6.	Exemption from payment of tuition fee.	168	29160	206	37000
7.	Destitute Scholarship	49	3150	38	7050
8.	Industrial scholarship	48	984	25	800
9.	Open Merit Scholarship (Sr. & Jr)	424	26100		26950
10.	Training at Rajendra	1	550	1	550
11.	Cash grant to the children of pol-sufferers.	12	890	15	2550
12.	Scholarship to talented children of Rural Areas.	35	8000	37	22800
13.	Sainik School Scholarship	276	710675	152	543650
14.	Financial Assistance to the Children of armed forces Personals	46	134218	73	135000
15.	National Loan Scholarship	171	219945	201	129530
16.	National Scholarship to the children of school teachers.	-	-	-	-
17.	National Prize.	488	48800	109	10000
18.	National Scholarship	384	405875	394	393500
19.	Sanskrit Scholarship	117	14040	115	13800

TABLE NO. XXXIX

Grant-in-aid released during 1981-82

Special Grants

i. Local Bodies

- | | |
|---|---------------------------|
| 1. Municipal Corporation of Delhi (for Primary Edn) | Rs. 11,27,00,000 - 00 |
| 2. New Delhi Municipal Committee, New Delhi. | |
| i. For Primary Education | Rs. 57,60,000 - 00 |
| ii. For Middle & Sec. Schools | Rs. 19,80,000 - 00 |
| | <u>Rs. 77,40,000 - 00</u> |
| 3. Delhi Cantt. Board
Delhi Cantt., New Delhi.
(for Primary Edn.) | 7,60,000 - 00 |

ii. Autonomous Bodies

Banasthali Vidyapeeth
P.O. Banasthali Vidyapeeth
304022 (Rajasthan)

For Educational purposes
(for the year 81-82)

Rs. 10,000 - 00

(for the year 77-78 and 78-79)

Rs. 20,000 - 00

Rs. 30,000 - 00

Cultural Institution (Non-Plan)

Sahitya Kala Parishad,
Asaf Ali Road, New Delhi.

1,75,600 - 00

TABLE NO. XXXXIX - 1
GRANT IN-AID PAID TO VOLUNTARY CULTURAL INSTITUTIONS
FOR THE YEAR 1981-82

S.No.	Name of the Institution	Grant in Aid Paid (Rupees)
1.	Adarsh Sangeet Vidyalaya, Anand Niketan, New Delhi.	10,000
2.	Anjuman Saire-Gul Farashan, Panchsheel Park, New Delhi.	5,000
3.	Lok Kala Manch, Panchsheel Park, New Delhi.	1,500
4.	Bhartiya Sangeet Sadan, East of Kailash, New Delhi.	8,000
5.	Gandharva Mahavidyalaya, New Delhi.	20,000
6.	Maryana Lok Manch, Jawahar Nagar, Delhi.	1,000
7.	Manipuri Fine Arts Centre, Lajpat Nagar, New Delhi.	15,000
8.	Digamber Bhartiya Sangeet Samiti, Sunlight Colony Ashram, New Delhi.	500
9.	National Cultural Organisation, Lodi Road, New Delhi.	17,500
10.	Sangeet Mahavidyalaya, Rajinder Nagar, New Delhi.	2,000
11.	Saraswati Music College, Darya Ganj, New Delhi.	11,303
12.	Sangeet Bharti, Tansen Marg, Near Bengali Market, New Delhi.	6,000
13.	Sangeet Niketan, Balimaran, Delhi.	2,930
14.	Shri Kam Bhartiya Kala Kendra, N. Delhi	18,000
15.	Shri Kam Centre for Arts & Culture College Road, New Delhi.	5,000
16.	International Centre for Kathakali, Rajinder Nagar, New Delhi.	19,584

TABLE NO. XXIX-2

GRANT-IN-AID PAID TO VOLUNTARY EDUCATIONAL ORGANISATIONS
DURING 1981-82

S.No.	Name of the Organisation	Grant-in-aid paid (Rupees)
1.	Anjuman Taraqui Urdu (Hind) , Ali Manzil, Kucha Pandit, Delhi.	2,000
2.	Bhartiya Sanskrit Parishad, Jantar Mantar Road, New Delhi.	2,500
3.	Churiwala Nav Yuvak Prem Sabha, Churiwala, Delhi.	2,000
4.	The Delhi State Bharat Scouts & Guides, Darya Ganj, New Delhi.	30,000
5.	Delhi Hindi Sahitya Sammelan, R.K. Ashram Marg, New Delhi.	15,000
6.	Gita Bhawan Sabha, Haus Khas, New Delhi.	3,000
7.	Hardayal Municipal Public Library, Gandhi Ground, Delhi.	15,000
8.	Hindi Bhawan, Gulmohar Park, New Delhi.	4,000
9.	Marwari Public Library, Chandni Chowk, Delhi.	3,000
10.	Nazaria Public Library, Aziz Manzil, Suiwala, Delhi.	6,000
11.	Nanhemal Jain Public Library and Free Reading Room, Pahari Dhiraj, Delhi.	1,000
12.	Nehru Bal Samiti, New Delhi South Extn., New Delhi.	2,000
13.	Nations League of Pen Friends, Rouse Avenue Lane, New Delhi.	5,000
14.	Purshottam Dass Pandon Library, Lajpat Nagar, New Delhi.	7,000
15.	Rama Krishna Mission, . . . R.K. Ashram Marg, New Delhi.	9,300
16.	Satyawati Memorial Trust, Ram Roop Dharamshala, Bazar Subzi Mandi, Delhi.	500
17.	Shri Mahavir Jain Public Library & Reading Room, Chandni Chowk, Delhi.	1,500
18.	Shri Shiv Dayal Jain Free Night School, Sadar Bazar, Delhi.	1,000
19.	Sahitya Bhargi, Sarojini Ngr., New Delhi.	500

Source: Accounts Branch I, Dte. of Edn., Delhi.

TABLE NO. XXXXX (L)
STATE AWARD TO TEACHERS

1981

<u>Sl.No.</u>	<u>Name</u>	<u>Designation</u>
1.	Shri M.S. Rawat	Principal
2.	" G.I. Gupta	"
3.	Smt. Bakhshish Kaur	"
4.	Shri Narender Kumar	P.G.T.(Eng.)
5.	Dr. Kamal Satyarthi	" (Hindi)
6.	Shri Uday Singh	" (Engg.Drg)
7.	Smt. R. Kaul	"
8.	Dr. Jai Narain Kaushik	H.M.
9.	Km. Raj Sahni	T.C.T.
10.	Shri Ved Par kash Talwar	"
11.	Shri Narender Kumar Aneja	Asstt.Tr.
12.	Smt. Usha Rani	"
13.	Km. Kaushalya Sood	H.M.
14.	Shri Ramji Dass	"
15.	" Chaman Lal	"

Special Award.

16.	Shri J.P. Mittal	Principal
-----	------------------	-----------

1982

1.	Smt. Tripta Kumari Malhotra	Asstt.Tr.
2.	Shri Khilanda Ram	H.M.
3.	Shri Hoshiar Singh	"
4.	Smt. Sushila Rani Sindhi	"
5.	Shri Khemchand Ahlawat	"
6.	Smt. Sushila Vohra	Principal
7.	Shri Satpal Bedi	"
8.	" S.S. Yadav	"
9.	Smt. Usha Baveja	"
10.	" Sudhesh Nanda	P.G.T.
11.	" Pushpa Aggarwal	"
12.	Shri J.M. Arora	"
13.	" J.S. Saxena	"
14.	Smt. Mithesh Narang	"
15.	Shri Inder Raj Bagga	Drawing Tr.

TABLE NO. XXXX-1 (LI-1)

Details of New Resettlement Schemes as on 31-7-1977

S. No.	Name of the Resettlement Colony	Population	SC/ST Population
1.	Dakshinpuri	29000	14500
2.	Dakshinpuri Extn.	32500	116250
3.	Khanpur	6265	3132
4.	Nangloi Ph.3	14600	7300
5.	Jawalapuri		
6.	Chankhandi	7595	3747
7.	Khyala Ph.I		
8.	" Ph.II	161955	8097
9.	" Ph.III		
10.	N.G. Road, Ph.IV	4650	2325
11.	Mangolpuri Ph.I, II, III	130660	65330
12.	Jahangirpuri Ph.I & II	111500	55750
13.	Sector 'E' at N.G. Road	7000	3500
14.	Said-UL-Zaib	1260	630
15.	Drrlampur	8210	4105
16.	Jawalapuri Ph.II	4470	2235
17.	Tirlokpuri	55700	27850
18.	Mimmatpuri	27500	13750
19.	Nandnagri Ph.I & II	56395	28197
20.	Gokalpuri	12010	6005
21.	Sultanpur	85000	42500
22.	Khichripur & Kalyanpuri	42360	21180
23.	Seemapuri	14990	7495
24.	Shakurpur Ph.I		
25.	" " II	40730	20365
26.	" " III		
27.	" " IV		
28.	Maiderpuri	24600	12300

Note:- The Percentage of SC/ST population works out to be roughly 50% of the actual population.

Source: Municipal Corporation of Delhi (Slum Sociology Division.)

TABLE NO. XXXXXI-2 (LI-2)

GOVT. SCHOOLS IN RESETTLEMENT / J.J. COLONIES
(AS ON 30-9-81)

Sl. No.	Name of the resettlement colony and school	Accommodation.	Boys and Co-Edn.		Girls		Total	
			School	Students	Sch-ool.	Students	Sch-ools	Students
1.	2.	3.	4.	5.	6.	7.	8.	
1.	Mangolpuri							
	Sr.Sec.	Pucca	1	877	1	930	2	180
	Sec.	Tented	1	917	-	-	1	
	Middle	"	1	556	1	92	2	
2.	Sultanpuri.							
	Sr.Sec.	Pucca	1	971	-	-	1	
	Sec.	Tented	-	-	1	332	1	33
3.	J.J. Colony, Nangloi.							
	Sec.	Temp.	1	515	1	223	2	
4.	J.J. Colony, Wazirpur.							
	Middle	Tented	1	234	-	-	1	
5.	Anandwas, Nangloi.							
	Sr.Sec.	Pucca	1	985	-	-	1	
	Sec.	Temp.	-	-	1	289	1	
6.	Jhangirpuri							
	Sr.Sec.	Temp.	1	1306	1	900(P)	2	
	Middle	Tented	1	264	1	198	2	
7.	Seelampur							
	Sr.Sec.	Pucca	1	1137	1	1353	2	
	Middle	M.C.D. Building.	-	531	1	239	3	
8.	Welcome Colony.							
	Middle	Temp.	1	401	-	-	1	

1.	2.	3.	4.	5.	6.	7.	8.	9.
9.	Gokalpuri							
	Sec.	Temp.	1	1107	-	-	1	1107
	Middle	"	-	-	1	..	-	-
10.	Nandnagri							
	Sr.Sec.	Pucca	1	1205	-	-	1	1205
	Sec.	"	-	-	1	731	1	731
	Middle	Tented	1	646	-	-	1	646
11.	Seemapuri.							
	Sr.Sec.	Pucca	1	767	-	..	1	767
	Sec.	"	-	-	1	246	1	246
12.	New Seema- Puri.							
	Middle	Temp.	1	..	-	-	-	-
13.	Tirlokpuri.							
	Sec.	Pucca	1	1348	-	-	1	1348
	Middle	"	1	..	1	493	2#	493
14.	Kalyanpuri	Temp. (G)	1	..	1	493	2#	493
	Sr.Sec.	Pucca	1	1086	1	1060	2	2146
15.	Khichripur							
	Middle	Tented	1	571	-	-	1	571
16.	Khanpur							
	Middle	MCD.Bldg.	1	228	-	-	1	228
17.	Dakshinpuri							
	Sec.	Pucca	1	1107	1	863	2	2070
	Middle	Tented	1	525	-	-	1	525
18.	Madangir.							
	Sr.Sec.	Pucca	1	727	1	780	2	1507
	Sec.	"	1	1114	1	957	2	2071
	Middle	Temp.	1	469	-	-	1	469
19.	Khyala.							
	Sr.Sec.	Pucca	1	984	1	732	2	1716
	Middle	MCD.Buldg.	1	458	1	481	2	939
20.	Madipur							
	Sr.Sec.	Pucca	1	837	1	1017	2	1854
	Middle	"	1	417	1	274	2	691
21.	Sagarpur							
	Middle	Tented	1	632	-	-	1	632
22.	Uttam Ngr.							
	Sr.Sec.	Pucca	-	-	1	1249(P)	1	1249
	Sec.	"	1	999	-	-	1	999
23.	J.J. Colony, Tagore Garden.							
	Sec.	Temp.	1	873	1	436	2	1309
	Middle	"	1	336	1	352	2	688
24.	Amalwas (Jwalapuri)							
	Sec.	Pucca	1	557	-	-	1	557
25.	Naraina Camp.							
	Middle	Tented	1	272	-	-	1	272
..	Not available.							

TABLE NO.52

DROP-OUT - COHORT-WISE

DROP-OUT IN PRIMARY STAGE:-

YEAR	I	II	III	IV	V	%
1973-74	124105	109679	98665	89950	83756	
1974-75	133086	117424	105613	96394	90086	
1975-76	141122	125830	110275	101833	94555	
1976-77	147111	119958	112829	107760	94226	
1977-78	147997	131318	113523	108217	95210	= 29895 23.29
1978-79	160964	132553	120913	112506	97373	= 35708 26.83
1979-80	156617	140366	125993	117256	93952	= 37170 26.3
1980-81	157511	141312	126611	124691	109659	= 37451 25.4
1981-82	168212	143759	135838	132759	115251	= 32746 22.1

DROP-OUT IN MIDDLE STAGE :-

	VI	VII	VIII	%
1975-76	98309	85142	75215	
1976-77	99279	89093	79144	
1977-78	105951	91135	81537	= 16772 17.06
1978-79	112086	96615	85146	= 14133 14.24
1979-80	116617	99935	87513	= 18438 17.41
1980-81	129501	103970	90121	= 21885 19.54
1981-82	136209	110570	93719	= 22893 19.53

DROP-OUT IN SECONDARY STAGE:-

1975-76	69129	66895	54997	
1976-77	76603	64480	64696	
1977-78	77926	59398	45636	= 24683
1978-79	84756	61681	45131	= 31469
1979-80	85307	73382	42213	= 35723
1980-81	90171	74787	48545	= 36213
1981-82	91032	78925	48845	= 36462

Note: The figure also includes the number of failures at various classes.

NIEPA DC



D06882

Sub. National Systems Unit,
National Institute of Educational
Planning and Administration
17-B, SriAurobindo Marg, New Delhi-110016
DOC. No..... 6882.....
Date..... 22.5.92