


FOR REFERENCE ONLY



Appraisal Report
of
AWP&B --2013-14
For
RMSA, IEDSS, ICT, GH & VE

Submitted by the
state of
Tamil Nadu



RMSA
Committed Liability of previous years

Year	Approval	Due GOI release	Release	GOI committed liability
2009-10	11624.00	8718.00	8848.00	-130
2010-11	51005.57	38254.18	11891.06	26363.12
2011-12	76688.89	57516.67	0.00	57516.67
TOTAL	139318.46	104488.85	20739.06	83749.79

Fresh Approval

	Phy	Fin
A. Committed liability of teachers and staff salary:		
a.1 Staff for new schools sanctioned in previous years (2009-2013)	9666	23671.77
Additional teacher and Staff approved in previous year	12809	22393.74
Sub total		46065.51

	Phy	Fin
B. Other committed liability		
b.1 School Grant	5677	2838.50
b.2 Minor repair	4363	1090.75
b.3 Community training	24330	145.98
Sub total		4075.23

	Phy	Fin
C. Other Fresh activities recommended		
c.1 Teacher Training	26093	521.79
c.2 Special Teaching	106183	41.2
c.3 Book fair	32	32
c.4 Sports equipment	100	13
c.5 Guidance & Counselling		44.50
c.6		
Sub total		1144.22
GRAND TOTAL (A+B+C+D)		51284.96
MMER		1435.98
SCHEME TOTAL		52720.93

IEDSS
Committed Liability of previous years NIL

Year	Approval	Release	GOI committed liability
2011-12	1967.8	0	1967.8

Fresh Approval

	Phy	Fin
A. Committed liability of teachers and staff salary:		
a.1 Salary of New Special education teachers	202	751.44
Sub total		751.44

	Phy	Fin
B. Other committed liability		
B1 Support to CW/SN	8736	262.08
B2 Teacher training	10202	63.03
Sub total		325.11

	Phy	Fin
C. Other Fresh activities recommended		
c.1 Orientation of parents /	5809	17.427
c.2 Environment Building programme	412	41.2
c.3 Salary for special education teacher fresh	1350	2511
c.6		
Sub total		2569.627
GRAND TOTAL (A+B+C+D)		3646.18
MMER		182.31
SCHEME TOTAL		3828.49

Committed Liability and Fresh Approval for 2013-14

[CT@school]

Year	Approval	Due GOI release	Release	Total Committed liability	Liability for 2013-14
2005-06	837.5	625	625	0	0
2007-08	2680	2000	2000	0	0
2010-11	14982.4	11236.8	2341	8895.8	2341
	123	93.75	20	73.75	20
2011-12	12793.6	9593.2	1999	7596.2	1999
TOTAL	31418.5	23550.8	6985	16565.75	4360

Fresh Approval

	Phy	Fin
A. Committed liability of teachers and staff salary:		
a.1		0
Sub total		0

	Phy	Fin
B. Other committed liability		
B1		
B2		
Sub total		0

	Phy	Fin
C. Other Fresh activities recommended		
c.1		
c.2		
c.3		
c.4		
c.5		
c.6		
Sub total		0
GRAND TOTAL (A+B+C+D)		0.00
MMER		0.00
SCHEME TOTAL		0.00

Girls Hostel

Approved	
	7980
Due GOI share	7182
Funds released	2818.02
Committed liability	4363.57

Fresh Approval

	Phy	Fin
A. Committed liability of teachers		
Recurring cost for hostel		577.87
Sub total		577.8652

New Girls Hostel	
------------------	--

	0
GRAND TOTAL (A+B+)	577.87
MMER	14.45
	592.31

Vocational Education

NIL

Fresh Approval

Contents

SL. No	Items	Page Number
I	Executive Summary (Status on integration of schemes)	i
	Coverage in EBBs and SFDs	ii-iv
II	Progress Overview	
A	RMSA	v-ix
B	IEDSS	x
C	ICT @ Schools	xi
D	Girls Hostel	xii
E	Vocational Educational	xiii
F	Committed Liability	xiv-xvi
G	Proposal and Recommendation 2013-14	xviii-xliv
	Major Issues	
C.1	Composition of appraisal team	1
C.2	State Profile	2-3
C.3	Educational indicator	4-7
C.4.	Planning Process	8-15
C.5.	Staffing Pattern	16-21
C.6.	Progress of Implementation	22-26
C.7.	MIS: UDISE status	27-29
C.8.	Access & Infrastructure	30-37
C.8.1.	Civil Works of RMSA/Strengthening of Infrastructure	38-50
C.9	Quality	51
C.9.1	Teachers' Recruitment	51-58
C.9.2	Teacher Training	59-75
C.9.3	Other Quality Interventions	76-89
C.9.4	N.C.E.R.T Observation	90-93
C.9.5	School Library	94-98
C.9.6	Appraisal Note on IEDSS	99-114
C.9.7	Appraisal Note on Equity	115-125
C.9.8	Community Mobilization / SMDCs Training	126-127
C.9.9	Media Appraisal	128-135
C.9.10	Research and Innovation	136-142
C.9.11	Procurement	143-147
C.10.	Vocational Education	148
C.11.	ICT	149-155
C.12.	Appraisal Note on Girls Hostel	156-157
	Model Tables	158
	Annexure	159

Executive Summary

I. Status on Integration of Schemes

Govt School			Aided Schools			Total Schools having Classes IX-XII (Govt. & Aided)
Sec.	Stand Alone Hr. Sec	Total	Secondary	Stand Alone Hr. Sec	Total	
5665	0	5665	1733	0	1733	7398

Schools Covered Under RMSA	ICT Coverage in RMSA	IED Coverage in RMSA	VE Coverage in RMSA
5665	4217		0

Total EBBs	Dominated Districts		
	SC	ST	MIN
44	7	0	0

ICT Coverage Excluding RMSA		
Govt.	Aided	Total
0	0	0

New Proposal: 2013 -2014

RMSA (Strengthening)	ICT		
	Covered Under RMSA	Aided + Hr. Sec.	Total
0	0	0	0

Coverage in EBBs

S. N o.	District	No. of EBB	EB B C ov r.	SFDs			Previous Approvals						Proposal 2013-2014			
				S C	S T	MIN	Strengthe ning		New School		ICT	V E	Strengtheni ng		IC T	VE
							No. of Sch ool	Am oun t (In Lacs)	No. of Sch ool	Amoun t (In Lacs)			No. of Scho ol	Amoun t (In Lacs)		
1	ARIYALUR	1	0	0	0	0	0	0.00	0	0.00	0	0	0	0.00	0	0
2	CUDDALORE	3	3	1	0	0	13	413.	21	1220.5	43	0	0	0.00	0	0
3	DHARMAPURI	3	3	0	0	0	19	648.	16	929.92	50	0	0	0.00	0	0
4	ERODE	4	4	0	0	0	15	521.	4	232.48	32	0	0	0.00	0	0
5	KARUR	1	1	0	0	0	3	148.	1	58.12	6	0	0	0.00	0	0
6	KRISHANAGIRI	4	4	0	0	0	12	495.	26	1499.8	40	0	0	0.00	0	0
7	NAMAKKAL	3	3	0	0	0	12	304.	0	0.00	14	0	0	0.00	0	0
8	PERAMBALUR	1	1	1	0	0	7	190.	10	581.20	14	0	0	0.00	0	0
9	SALEM	1	1	0	0	0	60	183	34	1840.9	98	0	0	0.00	0	0
0	SIVAGANGA	1	1	0	0	0	5	138.	0	0.00	7	0	0	0.00	0	0
1	TIRUPPUR	2	0	0	0	0	0	0.00	0	0.00	0	0	0	0.00	0	0
2	TIRUVANNAMALA	1	1	0	0	0	1	18.0	1	58.12	2	0	0	0.00	0	0
3	VILUPPURAM	8	8	1	0	0	49	174	17	988.04	78	0	0	0.00	0	0
	Grand Total	4	4	3	0	0	19	645	130	7409.2	38	0	0	0.00	0	0
		4	1				6	9.39		2	4					

Coverage in Special Focus Districts

SFD	District	School Grant	Previous Approvals					
			Strengthening		New School		ICT	Vocational
			No. of School	Amount (In Lacs)	No. of School	Amount (In Lacs)		
: Dominated District								
SC	CUDDALORE	226	49	1529.19	49	2847.88	159	
SC	KANCHEEPURAM	244	80	2879.20	31	1801.72	196	0
SC	NAGAPATTINAM	157	29	849.33	37	2150.44	117	0
SC	PERAMBALUR	185	72	2405.21	32	1859.84	129	0
SC	THE NILGIRIS	87	18	366.78	7	406.84	75	0
SC	THIRUVARUR	133	31	-1014.83	18	1046.16	103	0
SC	VILUPPURAM	351	156	5102.80	52	3022.24	251	0
Total		1383	435	14147.34	226	13135.12	1030	0

II. Progress overview

RMSA

Review of 2009-10, 2010-11, 2011-12 & 2012-13 and Preparatory Activities funds

Rs. in lakh

Expenditure Head	Opening Balance as on 1st April	GOI releases till 31st March	State releases till 31st March	Other Receipt	Interest	Total available fund	Expenditure till 31st March	Unspent Balance as on 31st March	% Exp to available fund	Excess/ Shortfall in state share	
Preparatory Activities (2009 to 2012)	0.00	300.00	100.00	0.00	3.67	403.67	396.08	7.59	98%	0.00	
09-10	Rec	0.00	794.00	521.60	696.80	0.00	2012.40	2075.20	-62.80	103%	256.93
	N Rec	0.00	4424.00	2906.00	0.00	0.00	7330.00	0.00	7330.00	0%	1431.33
	S Total	0.00	5218.00	3427.60	696.80	0.00	9342.40	2075.20	7267.20	22%	1688.27
10-11	Rec	-62.80	3281.00	846.47	12.38	0.00	4077.05	2614.96	1462.09	64%	9.74
	N Rec	7330.00	4424.00	0.00	6000.00	0.00	17754.00	1066.47	16687.53	6%	-43.33
	S Total	7267.20	7705.00	846.47	6012.38	0.00	21831.05	3681.43	18149.62	17%	-33.60
11-12	Rec	1462.09	17327.94	5762.66	0.50	0.02	24553.21	14517.15	10036.06	59%	-3.58
	N Rec	16687.53	2391.06	0.00	344.60	3.97	19427.16	5793.51	13633.65	30%	-840.35
	S Total	18149.62	19719.00	5762.66	345.10	3.99	43980.37	20310.66	23669.71	46%	-843.94
12-13	Rec	10036.06	18113.87	5887.01	2226.13	0.00	36263.07	24759.29	11503.78	68%	-154.53
	N Rec	13633.65	9500.00	3963.69	0.00	0.00	27097.34	14904.01	12193.33	55%	-43.33

	S Total	23669.71	27613.87	9850.70	2226.13	0.00	63360.41	39663.30	23697.11	63%	-197.86
Grand Total	Rec		39516.81	13017.74	2935.81	0.02	66905.72	43966.60	22939.12	66%	-154.53
	N Rec		20739.06	6869.69	6344.60	3.97	71608.50	21763.99	49844.51	30%	-43.33
	S Total		60255.87	19887.43	9280.41	3.99	138514.22	65730.59	72783.63	47%	-197.86

There is a shortfall of Rs. 197.86 lakh in release of State share as on 31st March 2013

The expenditure as reported activitywise is different from what is reported in this table. State to confirm which is correct and revise accordingly

RMSA Non- Recurring progress since 2009-10:

Rs. in lakh

S.No.	Activities	Progress Review of 2009-10					Progress Review of 2010-11					Progress Review of 2011-12				
		Approval		Tentative Exp till 31st March 2013			Approval		Tentative Exp till 31st March 2013			Approval		Tentative Exp till 31st March 2013		
		Phy	Fin	Phy	Fin	% Fin	Phy	Fin	Phy	Fin	% Fin	Phy	Fin	Phy	Fin	% Fin
2	Civil Works of new school															
2.01	1 section school						62	2905.32				1	46.86			
2.02	2 section school	200	11624.00	200	10895.80	94%	282	16389.84			0%	709	41207.08			0%
	Sub total	200	11624.00	200	10895.80	94%	344	19295.16	0	0.00	0%	710	41253.94			0%
3	Strengthening of existing Govt schools					0%					0%					0%
3.01	Additional Classroom					0%	1851	10421.13			0%	1795	10105.85			0%
3.02	Integrated Science Lab					0%	698	4955.80			0%	919	6524.90			0%
3.03	Lab equipments					0%					0%					0%
3.04	Computer Room					0%	735	3675.00			0%	768	3840.00			0%
3.05	Library					0%	837	5859.00			0%	1036	7252.00			0%
3.06	Art and Craft room					0%	860	4300.00			0%	1130	5650.00			0%

3.07	Toilet block					0%	474	474.00			0%	495	495.00			0%
3.08	Water facility					0%	213	106.50			0%	170	85.00			0%
3.09	Others					0%					0%					0%
	Sub total	0	0.00	0	0.00	0%	5668	29791.43	0	0.00	0%	6313	33952.75	0	0.00	0%
	Major repair						381	1096.00				1035	936.20			
	Teacher quarter						94	564.00				91	546.00			
	TOTAL Non recurring		11624.00		10895.80	94%		50746.59	0	0.00	0%		76688.89	0	0.00	0%

Recurring Progress for 2012-13:

Rs. In lakh

Sl.No	Activities	Progress Review of 2012-13				
		Approval		Percentage Expenditure upto 31st March 2013		
		Bht	Utn	Bht	Utn	% Utn
	Recurring					
9	Staff for new schools sanctioned in previous years (2009-2013)					
9.02	Subject teacher	7902	26302.25	5940	16284.88	62%
9.03	Lab Attendant	1254	1536.62	708	1045.37	68%
9.04	Office assistant	1054	1123.61	91	18.3	2%
	Sub total	10210	28962.48	6739	17348.55	60%
10	Additional staff for existing schools (2013-14)					
10.01	Subject teacher	6752	8473.76	3647	4391.52	52%
10.02	Lab Attendant	4393	2322.80			0%
10.03	Office assistant	1764	959.18			0%
	Sub total	12909	11755.74	3647	4391.52	37%
12	School Grant					
12.01	School Grant (Gov. Schools)	5670	2835.00	5670	2835.00	100%
	Sub total	5670	2835.00	5670	2835.00	100%
13	Minor Repair					
13.01	Minor Repair (Gov. Schools)	4092	1023.00	4092	1023.00	100%
	Sub total	4092	1023.00	4092	1023.00	100%
14	Teacher Training					
14.02	In-service training for existing teachers	29176	437.64	11828	177.42	41%
14.03	Training for new teachers	5151	154.53	8217	38.43	25%
14.04	Training of KRPs	610	9.15	610	9.15	100%
14.05	Training of Master Resource Persons	480	7.20	480	7.2	100%
	Sub total	35417	608.52	21135	232.20	38%
19	Community training					
19.01	SMDC TRAINING	28235	84.71	23806	76.97	91%
	Sub total	28235	84.71	23806	76.97	91%
20	MMER					
20.03	Salaries		905.39			0%
	Sub total MMER		905.39			0%
	TOTAL Recurring		46174.84		25907.24	56%
	TOTAL (Non-recurring recurring)		46174.84		25907.24	56%

B. IEDSS: -

Rs. In lakh

Year	Head	Approval			Releases			Remarks
		State component	NGO comp	Total	State component	NGO comp	Total	
2009-10	Rec		372.44	372.44		314.34	314.34	
	N Rec	0	0	0			0	
	TOTAL	0	372.44	372.44	0	314.34	314.34	
2010-11	Rec	46.8	677.48	724.28		425.58	425.58	
	N Rec			0			0	
	TOTAL	46.8	677.48	724.28	0	425.58	425.58	
2011-12	Rec	67.5	1132.26	1199.76			0	Release of funds was held up for comments from State Govt on inquiry report conducted by GOI
	N Rec	1967.8		1967.8			0	
	TOTAL	2035.3	1132.26	3167.56	0	0	0	
2012-13	Rec			0			0	No Approval
	N Rec			0			0	
	TOTAL	0	0	0	0	0	0	

c. ICT @ School:-

Rs. In lakh

Status of Schools covered under ICT@School Scheme

SL	Type of School	Nature and number of school			Schools covered under ICT@School			Balance		
		Govt.	Govt. aided	Total	Govt.	Govt. aided	Total	Govt.	Govt. aided	Total
UDISE 2012-13										
1	Secondary Schools	3096	640	3736	1808	0	1808	0	0	0
2	Higher Secondary Schools	2569	1093	3662	2409	0	2409	0	0	0
Total		5665	1733	7398	4217	0	4217	77	219	286

Status of Releases:

Year	MO DEL	No. of schools	Budget approved	GOI share	Year Wise release						Total Pending
					2005-06	2007-08	2008-09	2009-10	2011-12	Total	
2005-06	OP	125	837.50	625.00	312.5	312.50	0.00	0.00	0.00	625.00	0.00
2007-08	0	400	2680.00	2000.00		1000.0	2681.00 1681276 68	318723 32	0.00	2000.00	0.00
2010-11	0	2341	14982.40	11236.80					2341.0	2341.00*	8895.80
		5 Smart school	125.00	93.75					20.00	20.00*	73.75
2011-12	0	1999	12793.60	9595.20					1999.0	1999.00*	7596.20
TOTAL		4865	31293.50	23470.1	2.10	1312.50	2681.00	318.72	4340.0	8654.32	14815.81

* UC in respect of 1999, 2341 and 5 smart school releases made in 2011-12 are awaited. Subject to State providing UC and Progress Reports and cleansing UDISE data, committed due for 2013-14 would be 43.60 core.

D. Girls Hostel:-

Number of EBBs: 44

Number of hostels approved:44

Budget approved: Rs. 7980 lakh

GOI share: Rs. 7182 lakh

Funds released: Rs. 2818.02 lakh

None of the girls hostel is complete and none is functional

Rs. in lakh

Expenditure Head	Opening Balance as on 1st April	GOI releases till 31st March	State releases till 31st March	Other Receipt pt	Interest	Total available fund	Expenditure till 31st March	Unspent Balance as on 31st March	% Exp to fund	Excess/ Shortfall in state share	
2009-10	Rec	0.00	0.00	0.00	0.00	0.00	0.00	0.00	0%	0	
	N Rec	0.00	842.00	93.50	0.11	0.00	935.61	645.10	69%	-0.0556	
	S Total	0.00	842.00	93.50	0.11	0.00	935.61	645.10	69%	-0.06	
2010-11	Rec	0.00	0.00	0.00	0.00	0.00	0.00	0.00	0%	0	
	N Rec	290.50	0.00	0.00	0.00	1.68	292.18	0.00	292.18	0%	-0.0556
	S Total	290.50	0.00	0.00	0.00	1.68	292.18	0.00	292.18	0%	-0.06
2011-12	Rec	0.00	0.00	0.00	0.00	0.00	0.00	0.00	0%	0	
	N Rec	292.18	0.00	0.00	0.00	20.81	312.99	0.00	312.99	0%	-0.0556
	S Total	292.18	0.00	0.00	0.00	20.81	312.99	0.00	312.99	0%	-0.06

2012	Rec	0.00	0.00	0.00	0.00	0.00	0.00	0.00	0.00	0%	0
13	N Rec	312.99	0.00	2195.6 4	705.97	28.28	3887.89	3054.78	833.11	79%	2195.5 8
	S Total	958.00	0.00	2195.6 4	705.97	28.28	3887.89	3054.78	833.11	79%	2195.5 8
Iran	Rec		0.00	0.00	0.00	0.00	0.00	0.00	0.00	0%	0
total	N Rec		842.0 0	2289.1 4	706.08	50.77	5428.67	3699.88	1728.7 9	68%	2195.5 8
	S Total	0.00	842.0 0	2289.1 4	706.08	50.77	5428.67	3699.88	1728.7 9	68%	2195.5 8

Vocational Education: No VE approved for the State

I. Committed Liability of non recurring sanctioned in previous years:

A. RMSA
Non recurring

Rs. In lakh

Year of approval	Revised Outlay	GOI share due	Releases				TOTAL Releases	Balance
			2009-10	2010-11	2011-12	2012-13		
2009-10	11624.00	8718.00	4424.00	4424.00	0.00	0.00	8848.00	-130.00
2010-11	51005.57	38254.18		0.00	2391.06	9500.00	11891.06	26363.12
2011-12	76688.89	57516.67			0.00	0.00	0.00	57516.67
TOTAL	139318	104489	4424.00	4424.00	2391.06	9500.00	20739.06	83749.79

IEDSS-

Rs. In lakh

Head	Approval			Releases			Remarks
	State component	NGO comp	Total	State component	NGO comp	Total	
Rec	-	372.44	372.44		314.34	314.34	
N Rec	0	0	0			0	
TOTAL	0	372.44	372.44	0	314.34	314.34	
Rec	46.8	677.48	724.28		425.58	425.58	
N Rec			0			0	
TOTAL	46.8	677.48	724.28	0	425.58	425.58	
Rec	67.5	1132.26	1199.76			0	Release of funds was held up for comments from State Govt on inquiry report conducted by GOI
N Rec	1967.8		1967.8			0	
TOTAL	2035.3	1132.26	3167.56	0	0	0	
Rec			0			0	No Approval
N Rec			0			0	
TOTAL	0	0	0	0	0	0	

. 1967.80 lakh is committed liability

ICT @ School

Rs. In lakhs

MO DEL	No. of schools	Budget approved	GOI share	Year Wise release						Total Pending	Pending for 2013-14
				2005 -06	2007-08	2008-09	2009- 10	2011- 12	Total		
OP	125	837.50	625.00	312. 5	312.50	0.00	0.00	0.00	625.00	0.00	0.00
0	400	2680.00	2000.00		1000.0	2681.00		0.00	2000.00	0.00	0.00
						1681276 68	318723 32				
0	2341	14982.40	11236.8 0					2341.0	2341.00	8895.80	2341.00
	5 Smart school	125.00	93.75					20.00	20.00*	73.75	20.00
0	1999	12793.60	9595.20					1999.0	1999.00	7596.20	1999.00
	4865	31293.50	23470.1 3	2.10	1312.50	2681.00	318.72	4340.0	8654.32	14815.81	4360.00

* UC in respect of 1999, 2341 and 5 smart school releases made in 2011-12 are awaited. Subject to State providing UC and Progress Reports and cleansing UDISE data, committed due for 2013-14 would be 43.60 core.

D. Girls Hostel:

Number of EBBs: 44

Number of hostels approved: 44

Budget approved: Rs. 7980 lakh

GOI share: Rs. 7182 lakh

Funds released: Rs. 2818.02 lakh

Committed liability: Rs. 4363.57 lakh

II. Proposals and Recommendation for 2013-14

The budget for fresh activities recommended for 2013-14 is as under:

Rs. in lakh

S.No.	Scheme	Fresh Proposal for 2013-14			GOI share	State share	Recommendation 2013-14			GOI share	State share
		Non Recurring	Recurring	Total			Non Recurring	Recurring	Total		
1	RMSA	48482.99	89512.82	137995.81	103496.85	34498.95	0.00	52720.93	52720.93	39540.70	13180.23
2	IEDSS	1886.20	9966.28	11852.48	11852.48		0.00	3828.49	3828.49	3828.49	
3	ICT@school	3008.40	12919.20	15927.60	11945.70	3981.90	0.00	0.00	0.00	0.00	0.00
4	Girls Hostel		1022.87	1022.87	920.59	102.29	0.00	592.31	592.31	533.08	59.23
5	Vocational Education	6523.00	11616.80	18139.80	16978.12	1161.68	0.00	0.00	0.00	0.00	0.00
	Total	59900.59	125037.97	184938.56	145193.74	39744.82	0.00	57141.73	57141.73	43902.27	13239.46

RMSA

Rs. In lakh

No. of Schemes	Activities	Proposal for 2013-14			Budget for 2013-14			Remarks
		Unit Cost	Qty	Am	Unit Cost	Qty	Am	
Non recurring								
	Strengthening of existing Govt schools							
3.01	Additional Classroom	9.03	1761	15901.83			0.00	As per norms, the State is eligible for strengthening of 829 schools (274 in SFDs) against the proposed 965 schools. However in view of huge spill over of Rs. 1250 cr, PAB may take a view
3.02	Integrated Science Lab	16.86	956	16118.16			0.00	
3.03	Lab equipments			0.00			0.00	
3.04	Computer Room	9.03	417	3765.51			0.00	
3.05	Library	9.03	751	6781.53			0.00	
3.06	Art and Craft room			0.00			0.00	
3.07	Toilet block	3.65	1554	5672.10			0.00	
3.08	Water facility	1.78	137	243.86			0.00	
3.09	Others			0.00			0.00	
	Sub total		5576	48482.99		0	0.00	
	TOTAL Non recurring			48482.99		0	0.00	
Recurring								

S. No. of State's propos- al	Activities	Proposal for 2013-14			Budget for 2013-14			Remarks
		Unit	Qty	Am	Unit	Qty	Am	
		Cost			Cost			
9	Staff for new schools sanctioned in previous years (2009-2013)							
9.02	Subject teacher	3.85	758	28328.30	3.18	5940	18889.20	Recommended for teachers in position @ Rs. 26500 per month
					1.59	488	775.92	Recommended for teachers not in position @ Rs. 26500 per month for 6 months
					0.265	930	246.45	Recommended notional salary for teachers of 186 school relocated for 1 months subject to clearance of 186 schools
9.03	Lab Attendant	2.115	154	2652.21	1.8	1068	1922.40	Recommended for Lab Attendant in position @ Rs. 15000 per month

No	Activities	Proposal for 2013-14			Budget for 2013-14			Remarks
		Unit Cost	Qty	Fin	Unit Cost	Qty	Fin	
					1.8	186	334.80	Recommended but subject to clearance of 186 schools
1.04	Office assistant	2.175	1054	2292.45	1.8	771	1387.80	Recommended for Office Assistant in position @ Rs. 15000 per month
					0.9	97	87.30	Recommended for 6 months for Office Assistant yet to be in position
					0.15	186	27.90	Recommended but subject to clearance of 186 schools
	Sub total		9666	33272.96		9666	23671.77	
	Additional staff for existing schools (2013-14)							
10.01	Subject teacher	3.85	6752	25995.20	3.18	3654	11619.72	Recommended for teachers in position @ Rs. 26500 per month

Sl. No. of State's proposal	Activities	Proposal for 2013-14			Budget for 2013-14			Remarks
		Unit Cost	Phy.	Fin.	Unit Cost	Phy.	Fin.	
					1.59	3098	4925.82	Recommended for teachers not in position for 6 months
10.02	Lab Attendant	2.115	4393	9291.20	0.9	4293	3863.70	Recommended for 6 months
10.03	Office assistant	2.175	1764	3836.70	1.8	441	793.80	Recommended for Office Assistant in position @ Rs. 15000 per month
					0.9	1323	1190.70	Recommended for 6 months
	Sub total		12909	39123.10		12809	22393.74	
12	School Grant							
12.01	School Grant (Gov. Schools)	0.5	5677	2838.50	0.5	5677	2838.50	Recommended as proposed
12.02	School Grant (Gov. Aided Schools)*	0.5	1656					
	Sub total	0.5	5677	2838.50	0.5	5677	2838.50	
13	Minor Repair							

Sl. No. of States propos- al	Activities	Proposed for 2013-14			Budget for 2013-14			Remarks
		Unit Cost	Qty	Am	Unit Cost	Qty	Am	
13.01	Minor Repair (Gov. Schools)	0.25	4423	1105.75	0.25	4363	1090.75	Out of 5665 schools, 1254 are new schools, 10 in private building, 10 in rented building, 20 are buildingless and 8 are dilapidated
13.02	Minor Repair (Gov. Aided Schools)*	0.25	1656					
	Sub total	0.25	4423	1105.75	0.25	4363	1090.75	
14	Teacher Training							
14.01	Training for head masters	0.3	1891	567.30	0.1	750	75.00	Recommended for 750 HM through Anna management Institute @ Rs. 10000 per teacher
14.02	In-service training for existing teachers	0.015	45252	678.78	0.015	20000	300.00	In view of slow progress, recommendation limited to 20000 teachers

S. No. State's proposal	Activities	Proposal for 2015-17			Budget for 2015-17			Remarks
		Unit Cost	Qty	Am	Unit Cost	Qty	Am	
14.03	Training for new teachers	0.03	6752	202.56	0.03	4443	133.29	Recommended for teachers recruited last year but training not approved
14.04	Training of KRPs	0.015	640	9.60	0.015	150	2.25	1 KRP for 5 subjects per district is recommended but State to converge with NCERT
14.05	Training of Master Resource Persons	0.015	1650	24.75	0.015	750	11.25	5 KRP per subjects per district is recommended and State to converge with NCERT
14.06	Module Preparation workshop for 5 subjects by subject experts groups 20 resource persons per subject	0.015	100	1.50			0.00	State has already prepared
14.07	Module typeset and design for 5 subject	0.200	5	1.00			0.00	Not recommended as preparation not recommended

S.No Of States propos- al	Activities	Proposal for 2013-14			Budget for 2013-14			Remarks
		Unit Cost	Qty	Am	Unit Cost	Qty	Am	
14.08	5 days Training for the Physical Education Teachers - exclusively one day for Chess training	0.015	5695	85.43			0.00	Part of inservice training recommende above
14.09	Heritage Craft Training for Art and Craft teachers	0.015	5695	85.43			0.00	Part of inservice training recommende above
14.1	Training for Arts & Music Teachers	0.015	807	12.11			0.00	Part of inservice training recommende above
	Sub total		68487	1668.45			26093	521.79
15	Quality Interventions							
15.01	Excursion trip for students within the State	0.002	13452 5	269.05			0.00	Not recommende d due to limited fund availability
15.02	Study tours for students outside the State	0.020	20190	403.80			0.00	Not recommende d due to limited fund availability
15.03	Excursion trip for teachers within the State	0.002	16000	32.00			0.00	Not recommende d due to limited fund

S.No of State Propos- al	Aim/Obj	Proposal for 2013-14			Budget for 2013-14			Remarks
		Unit Cost	Qty	Est	Unit Cost	Qty	Est	
								availability
15.04	Study tour for teachers outside the State	0.200	4200	840.00			0.00	Not recommended due to limited fund availability
15.05	Science exhibition at district level	1	32	32.00			0.00	To converge with NCERT
15.06	Book fair at district level	1	32	32.00	1	32	32.00	Recommended as proposed
15.07	Special teaching for learning enhancement						0.00	
15.08	EDUSAT For Schools In The Remote Corners(Newly Upgraded Schools)	7.500	200	1500.00			0.00	Neither are the details available nor can be funded with limited funds available
15.09	Learning Resource Centre for School which are not having any integrated science lab (Maths NCERT KIT)- specially for newly upgraded schools @ Rs. 1500/- p.kit 10 kit per school	0.150	1836	275.40			0.00	Not recommended as it was part of unit cost

S.No. of States proposal	Activities	Proposal for 2013-14			Budget for 2013-14			Remarks
		Unit Cost	Qty	Est.	Unit Cost	Qty	Est.	
15.10	Learning Resource Centre for School which are not having any integrated science lab (Science NCERT KIT)- specially for newly upgraded schools @ Rs. 1500/- p.kit 10 kit per school	0.150	1836	275.40			0.00	Not recommended as it was part of unit cost
15.11	Sports kit for newly upgraded schools @ Rs. 1500/- p.kit 10 kit per school	0.150	1836	275.40	0.150	100	15.00	Recommended for 100 schools
	Development of CCE for secondary classes and distribution of assessment of material and software for comparison for secondary classes @ Rs. 1500/- per school	0.015	5677	85.16			0.00	The State may use CBSE/ NCERT tools
	Printing and distribution of CCE modules for Sections in 5678 Government schools	0.015	24888	373.32			0.00	Not recommended
	SMART Card for tracking the students in secondary classes(pilot with the hardest to reach 7684 eligible IEDSS students in	0.00035	1218364	426.43			0.00	To be borne by State

S. No. of State proposals	Activities	Proposal for 2013-14			Budget for 2013-14			Remarks
		Unit Cost	Qty	Am	Unit Cost	Qty	Am	
	secondary classes)							
	BRIDGE COURSE- For the under achievers in class IX for 3 months @ Rs. 500/- for 20% students in Class IX 632725	0.005	106860	534.30	0.005	106185	530.93	Recommended for 20% of class IX enrollment
	Motivation and Re-orientation camp for Tribal, Hilly Special Focus Group students in Class 10 (for 5 days)	0.020	95	1.90			0.00	To converge with Ministry of Tribal affairs
	PREPARING SECONDARY SCHOOLS FOR ATHELETIC EVENTS AND GAMES	0.250	100	25.00	0.250			To converge with Ministry of Youth affairs and sports
	Sub total			5381.15			577.93	
16	Guidance and Counselling							
16.01	Salary of Resource Person at State Level at SCERT	2.400	5	12.00	2.400	5	12.00	Recommended as proposed
16.02	Setting up of guidance and Resource centre providing psychological	0.500	33	16.50	0.500	1	0.50	Recommended at State level

Sl. No.	Activities	Proposal for 2013-14			Budget for 2013-14			Remarks
		Unit Cost	Qty	Am	Unit Cost	Qty	Am	
	test/tool.guidance/career literature display material etc@50,000/-for state at SCERT and for 32 districts at DIET							
16.03	Research assistant Rs.1.00lakh per year -for state at SCERT and for 32 districts at DIET	1.000	33	33.00	1.000	32	32.00	Recommended 1 per district
16.04	Sensitisation programme for two days for teacher counsellor working at school @Rs, 40,000 per batch(5678 SCHOOLS 2TEACHERS COUNSELLOR EACH 40 PER EACH BATCH 284 BATCHES	0.400	284	113.60			0.00	Part of inservice training recommended above
16.05	Training themembers of district child protection unitand one member from CWC for the psychological counselling	0.400	62	24.80			0.00	No norms
	Sub total			199.90			44.50	
7	Equity Interventions							

Sl. No. of states proposal	Activities	Proposal for 2013-14			Budget for 2013-14			Remarks
		Unit Cost	Qty	Est. Cost	Unit Cost	Qty	Est. Cost	
17.1	Girls oriented activities							
17.01.01	Participatory rural appraisal(PRA) for mobilizing girls for secondary classes in educationally backward blocks	0.250	44	11.00			0.00	Recommended as part of MMER
17.01.02	Special mobilization camp for enrolment in special focus group through kala jatha(cultural activities)	0.250	44	11.00			0.00	Not recommended, to be part of special Kalajatha camp in SFD
17.01.03	Special Enrollment drive in special focus districts(5- SC/ST Concentration Area + 9 Female low literacy area)and also in the special students CWSN	1.000	14	14.00			0.00	Recommended as part of MMER
	Motivation and self esteem camp in special focus districts- Girl star role model programmes (SC & ST Concentrated area) (5- SC/ST Concentration Area + 9 Female low literacy area)in coordination with ability	2.000	14	28.00			0.00	Not recommended as it may not be effective

Sl. No.	Activities	Proposa for 2013-14			Budget for 2014-15			Remarks
		Unit Cost	Qty	Am	Unit Cost	Qty	Am	
	foundation in cwsn dominated districts)							
	2 days counselling camp for below poverty line meritorious student in EBB Blocks	0.006	8862	53.17			0.00	Not recommended
	Life skill training for Girls Students in 44 EBB Blocks	0.015	4400	66.00			0.00	Not recommended, to be converged with NCERT, NACO
	Sub total		13378	183.17			0.00	
18	Interventions for Out of school children							
18.02	Any other activity							
18.02.0	On site specialist support-web services for teachers support-teacher resource centre	*1.000	32	32.00			0.00	PAB consider

S No of State proposal	Activities	Proposal for 2013-14			Budget for 2013-14			Remarks
		Unit Cost	Qty	Am	Unit Cost	Qty	Am	
18.02.02	EXCLUSIVE EDUCATIONAL CHANNEL FOR STUDENTS(FOR STABLISHMENT AND IMPLEMENTATION)ONE YEAR TELECAST RENT AND THE PROGRAMME PREPARATION AND TELECAST	150.00	1	150.00			0.00	Not recommended
18.02.03	Interactive radio programmes for communicative English for teachers through mass media-cost includes production workshop, material preparation, broadcast cost through AIR (ALL INDIA RADIO)	1.000	80	80.00			0.00	PAB may take a view
	Sub total			262.00		0	0.00	
19	Community training							
19.01	SMDC TRAINING	0.006	28385	170.31	0.006	24330	145.98	Recommended for 4866 schools excluding 417 schools with common SMDC/ SMC

Sl. No. of States proposal	Activities	Proposal for 2013-14			Budget for 2013-14			Remarks
		Unit Cost	Qty	Fin	Unit Cost	Qty	Fin	
	Sub total	0.006	28385	170.31	0.006	24330	145.98	
20	MMER							
20.01	Monitoring Activities						1435.9	Restricted within 2.8%
20.02	Research and Evaluation						8	
20.03	Salaries			3648.93				
20.04	Honorarium			331.72				
20.05	TA/ DA			331.72				
20.06	Community Mobilisation			331.72				
20.07	Media oriented activities			331.72				
20.08	REM			331.72				
	Sub total MMER			5307.53			1435.98	
	TOTAL Recurring			89512.82			52720.93	
	TOTAL (Non recurring recurring)			137995.81			52720.93	

Spill over : 128163.68
Total : 180884.61

Outlay

B. IEDSS

Rs. In lakhs

S.No.	Activities	Proposal for 2013-14			Recommendation			Remarks
		Unit Cost	Qty	Pin	Unit Cost	Qty	Pin	
	Non-recurring							
21	Resource Room	2.00	412	824.00			0.00	Already covered
22	Equipment for resource room	0.70	412	288.40			0.00	
23	Removal of architectural	0.70	412	288.40			0.00	

S.No	Activities	Proposal for 2013-14			Recommendation			Remarks
		Unit Cost	Qty	Est	Unit Cost	Qty	Est	
	barriers							
24	New Toilets for CWSN	0.70	412	288.40			0.00	
25	Strengthening of training Institutes (DISTRICT INSTITUTE OF EDUCATION AND TRAINING)	0.50	32	16.00			0.00	
26	Support to NGO for development of training programme(4 UNIVERSITIES WITH SPECIAL EDUCATION PROGRAMMES)	4.00	4	16.00			0.00	Not recommended as no details in plan
27	ledss cell resource development in STATE RESOURCE CENTRE	5.00	1	5.00			0.00	No norm
	Development of Model Inclusive School	5.00	32	160.00			0.00	Under MMER
	Subtotal-Non recurring			1886.20			0.00	
	Recurring							

S.No	Activities	Proposed 2023-24			Recommendation			Remarks
		Unit	Qty	Fin	Unit	Qty	Fin	
		Cost			Cost			
28	Salary of New Special education teachers	3.72	1863	6930.36	1.86	1350	2511.00	Recommended for 6 months for 1350 teachers (@ 1 teacher per 5 CWSN for 7081 CWSN) subject to details of teachers
29	Salary of special education teachers sanctioned in previous years	3.72	202	751.44	3.72	202	751.44	Recommended as proposed as teachers are in position
31	Student oriented Activities including assistance and equipments	0.03	10324	309.72	0.03	8736	262.08	Recommended
32	In-service training for existing teachers	0.02	52004	1040.08	0.01	10000	60.00	Recommended for 2 days
33	Training to special education teachers	0.02	2065	41.30	0.015	202	3.03	Recommended for teachers in position
34	Orientation of Principals, Educational administrators, parents / guardians etc(5695 school heads and 66 deos and 32 ceos and 16 ims	0.02	5809	116.18	0.003	5809	17.43	Recommended @ Rs. 300 per person

S.No	Activities	Proposal for 2012-13			Recommendation			Remarks
		Unit Cost	Qty	Am	Unit Cost	Qty	Am	
35	Environment Building programme	0.10	412	41.20	0.10	412	41.20	Recommended as proposed
36	Assistance of helper/Ayah for children with severely orthopaedic impairments residing in school hostel.	1.20	143	171.60			0.00	Not recommended for students in hostels
	Sub total			9401.88			3646.18	
	Sub total recurring			9401.88			3646.18	
	MMER			564.40			182.31	Recommended @ 5%
	Recurring total			9966.28			3828.49	
	TOTAL (Non recurring recurring)			11852.48			3828.49	

C. ICT @ School

Sanction 2005-2006: Out of 125 schools approved in year 2005-06, 2 schools are middle schools. 2 schools may be withdrawn from 125 schools, so revised sanctioning will be 123 and funds sanctioned for 2 schools needs to be adjusted in further releases.

Sanction 2007-2008: Out of 400 schools approved in year 2007-08, 2 schools are middle schools, 1 school repeated in 2005-2006, 2 school repeated in same year and UDISE code for 5 schools

are not correct. 10 schools may be withdrawn from 400 schools, so revised sanctioning will be 390 and funds sanctioned for 10 schools needs to be adjusted in further releases.

Sanction 2008-2009: Out of 400 schools approved in year 2008-09, 3 schools are middle schools, 2 schools repeated in 2005-06, 2 schools repeated in 2007-08, 1 school repeated in same year and UDISE code for 2 schools are not correct. 10 schools may be withdrawn from 400 schools, so revised sanctioning will be 390 and funds sanctioned for 10 schools needs to be adjusted in further releases.

Sanction 2009-2010: Out of 1880 schools approved in the year 2009-10, 34 schools are middle schools, 1 school repeated in 2005-06, 3 school repeated in 2007-08, 1 school repeated in 2008-09 , 6 school repeated in same year and UDISE code for 7 schools are not correct. 52 schools may be withdrawn from 1880 schools, so revised sanctioning will be 1828 and funds sanctioned for 52 schools needs to be adjusted in further releases.

Sanction 2010-2011: Out of 461 schools approved in the year 2010-11, 25 schools are middle schools, 5 schools repeated in 2007-08 , 26 schools repeated in 2008-09, 10 school repeated in 2009-10, 2 school repeated in same year and UDISE code for 16 schools are not correct. 84 schools may be withdrawn from 461 schools, so revised sanctioning will be 377 and funds sanctioned for 461 schools needs to be adjusted in further releases.

Sanction 2011-2012: Out of 1999 schools approved in the year 2011-12, 24 schools are middle schools, 105 schools repeated in 2005-06, 340 schools repeated in 2007-08, 123 schools repeated in 2008-09, 51 schools repeated in 2009-10, 226 schools repeated in 2010-11, 16 schools repeated in same year and UDISE code for 5 schools is not correct. 890 schools may be withdrawn from 1999 schools, so revised sanctioning will be 1109 and funds sanctioned for 890 schools needs to be adjusted in further releases.

SMART Schools: Out of 5 SMART schools approved for state in 2011-12, UDISE code is not provided by the state Appraisal requested the state to submit the name of 5 SMART schools with UDISE code.

The revised Summary of Recommendation is as under:

Year of Approval	No of schools covered
2005-2006	123

2007-2008	390
2008-2009	390
2009-2010	1828
2010-2011	377
2011-2012	1109
Total	4217

New Proposal 2013-14:

431 Schools under ICT@School & 10 Smart Schools: In view of the fact that there is huge UDISE discrepancy to indicate duplicate coverage of schools as also ongoing project approval for 6320 normal and 5 smart schools, no fresh proposal may be considered for approval in 2013-14

D. Vocational Education:

Rs. In lakh

S.No	Activities	Proposal for 2013-14	Recommendation	Remarks
------	------------	----------------------	----------------	---------

		Unit Cos	Qty	Fin	Unit Cos	Qty	Fin	
	Non-Recurring Plan							
69	Strengthening of existing Vocational schools							
69.01	Tools and Equipments	4.00	437	1748.00			0.00	All the 12 vocational courses being taught in the schools are old courses, curriculum and courseware of which are is not according to the National Occupation Standards. 2) List of schools and mapping of trades against schools has not been provided in the Plan. Detail of enrollment of students and deployment of teachers for vocational education has not been provided.
69.02	Computers	3.00	1009	3027.00			0.00	
69.03	Diesel generator set	2.00	437	874.00			0.00	
69.04	Office Equipment and Furniture	1.00	437	437.00			0.00	
69.05	Contingencies	1.00	437	437.00			0.00	
	Sub Total			6523.00			0.00	
	Total non Recurring			6523.00			0.00	
	Recurring							
72	Staff for Existing vocational school							
72.01	Salary for Vocational Coordinator (Regular)	4.50	1491	6709.50			0.00	It has not been mentioned if the existing teachers are qualified enough for

S.No.	Activities	Proposal for 2013-14			Recommendation			Remarks
		Unit Cost	Qty	Tr	Unit Cost	Qty	Tr	
72.02	Honorarium for Guest faculty	1.44	1491	2147.04			0.00	teaching competency based curriculum
	Sub Total			8856.54			0.00	
79	Recurring support to existing VE school							
79.01	Raw material grant for existing school per course	1.50	437	655.50			0.00	
79.02	Books, Software, Educational CDs, etc for existing school	0.15	437	65.55			0.00	
79.03	Seed money for running of production cum training centres (PTCs) for existing schools	1.00	437	437.00			0.00	
79.05	Office expenses / Contingencies for existing school	1.00	437	437.00			0.00	
	Sub Total		1748	1595.05		0	0.00	
81	Teacher Training							
81.01	In-service training of teachers (7 days)	0.06244	2217	138.43			0	
	Sub Total	0.06244	2217	138.43	0	0	0	
83.01	Media & Publicity			342.26				
83.02	Office Expenses			342.26				

S.No	Activities	Proposal for 2015-16			Recommendation			Remarks
		Unit Cost	Qty	Est.	Unit Cost	Qty	Est.	
83.03	Administration			342.26				
	Sub Total			1026.78			0	
	Total Recurring			11616.80			0.00	
	TOTAL (Non recurring recurring)			18139.80			0.00	

E. Girls Hostel: 44 EBBs

Rs. In lakh

S.No.	Activities	Proposal for 2013-14			Recommendation			Remarks
		Unit Cost	Qty	Am.	Unit Cost	Qty	Am.	
	Recurring grant							
56	Fooding/lodging expenditure per girl child @ Rs. 850 per month	0.085	4400	374.00	0.0085	4400	261.8	Recommended for 7 months
57	Honorarium of warden @ Rs. 5,000 per month (in addition to her salary as teacher)	5.000	44	220.00	0.05	44	15.4	
58	Chowkidar @ Rs. 3,000 per month	0.300	44	13.20	0.03	44	9.24	
59	1 Head Cook @ Rs. 3,000 per month and 2 Astd. Cook @ Rs 2, 500 per month	0.800	44	35.20	0.08	44	24.64	
60	Electricity / Water per year	0.600	44	26.40	0.35	44	15.4	
61	Maintenance per year	0.400	44	17.60	0	0	0	
62	Medical care @ Rs. 750 per year per girl	0.0075	4400	33.00	0.0044	4400	19.36	Recommended for 7 months.
63	Toiletries and sanitation @ Rs. 100 per month	0.010	4400	44.00	0.007	4400	30.8	

	for each girl							
64	News paper / Magazines and sports @ Rs. 2,000 per Month	0.020	44	.088	0.14	44	6.16	
65	Miscellaneous	0.400	44	17.60	0.2333	44	10.2652	
67	Rent for Hostel Rs.60,000/-per month	4.8	44	211.2	4.2	44	184.8	Recommended for 7 months. Subject to maximum of 60000/- per month.
	Sub total recurring			993.08			577.87	
	MMER			29.79			14.45	Recommended @ 2.5%
	TOTAL (Recurring)			1022.87			592.31	

MAJOR ISSUES

Out of approved total 1254 New schools, the state has not yet Started the Civil Construction on 1054 & Also No civil works for Strengthening of 2308 existing Schools has been taken-up till date. The reason cited by the State is escalation of the rates & as per the State SOR the mission requires approx. 1252 crores additional amount from the State resources & that too over and above their due state share.

Though the Quantitative achievements is visible in the Educational indicators but the Quality achievements is yet to come (Ref: ASER report 2012).

Though the State has achieved access rate of almost 78%, now the State has to cover 16899 habitation with only a few no. of schools i.e. 690 (by school mapping).It is obvious that on an average one school will be covering 24 habitation, which seems to be a difficult task as among the left-out habitations ~65% are in difficult terrain.

The state has changed the approved list of New School.

There is discrepancy in the UDISE data.

GOO PRACTICES

- The state has developed State Curriculum Framework(KCF) 2009 based on the perspectives of National Curriculum Framework 2005 which explicate the policy of the state with respect to the issues such as inclusiveness, infusion and other contextualization.
- The state has introduced Science Practicals in Secondary & CCE in IXth standard.
- GER crosses 100 Mark & NER is also 94.71 in secondary
- (Highest in the Country). Equity in case of gender is also almost achieved.
- Bottom to up (3 tier) planning process.
- Highly Literate State ICT.

3.1. Composition of Appraisal Team

Sl. No.	Name	Component
1	Mr. Sushil Kumar	State Coordinator
2	Ms. Amita Singla	Costing (GH./ IEDSS / VE / ICT / RMSA)
3	Mr. R.K. Mishra	Planning Process
4.	Mr. Altab Khan	Staffing Set Up & Training of the Staff
5.	Ms. Ishrat Jahan	Costing Cross Check
6.	Mr. Ramakant Barua	Progress of implementation of RMSA in the State
7.	Mr. Kalicharan	Educational Indicators
8.	Mr. Manoj Mishra	Access and Open Schooling, including interventions for out of school children
9.	Mr. S.C. Girotra	Civil Works (GH / IEDSS / VE / ICT / RMSA)
10.	Mr. Harish Kumar	Procurement & Girls Hostel (Recurring)
11.	Mr. Rajiv Mehra	UDISE & ICT @ school
12.	Mr. Mukhtar Alam	Teacher recruitment/ appointment/ Teacher Interventions & Quality Interventions Teacher training – Pedagogy, headmaster's training, Curriculum Reforms/ Examination Reforms
13.	Ms. Sangeeta Das	Equity Intervention & IEDSS
14.	Ms. Mitu Mandal	Best practices/ Innovations/ Special Studies
15.	Mr. Naiyar Azam	Community Mobilization, SMDC & Media Activities
16.	Ms. Trupti Parida	Library Activities
17.	Representative of NCERT	Critical analysis for quality education planning

The appraisal team was helped in every aspect of the exercise by the state team. The appraisal team is thankful to the state team for their cooperation

2. State Profile

1.	Population 2011	Male – 361.59 lakh	Female – 359.80 lakh	Total – 721.39 lakh
2.	Literacy Rate 2011	Male – 86.81%	Female – 73.86%	Total – 80.33%
3.	No. of Districts.	32		
4.	Sex Ratio	995		
5.	Number of EBBs	44		
6.	Number of special focus district	4 (3 ST + 1 ST and Minority)		
7.	Total Number of Senior Secondary Schools	5997		
8.	Number of Government Senior Secondary Schools	2595		
9.	Number of Government Aided Senior Secondary Schools	1086		
10.	Total Enrolment in all Senior Secondary Schools	1632369		
11.	Enrolment in Government Senior Secondary Schools	750362		
12.	Enrolment in Government Aided Senior Secondary Schools	478889		
13.	Total Number of Teachers in Senior Secondary Schools	67974		
14.	Number of Teacher in Government Senior Secondary Schools	20541		
15.	Number of Teacher in Government Aided Senior Secondary Schools	13656		
16.	Total Number of Secondary Schools	11576		
17.	Number of government Secondary Schools	5665		
18.	Number of Government Aided Secondary Schools	1733		

19.	Total Enrolment in all Secondary Schools	2195914
20.	Enrolment in Government Secondary school	1055224
21.	Enrolment in Government Aided Secondary Schools	621599
22.	Total Number of Teachers in all Secondary Schools	32026
23.	Number of Teachers in Government Secondary Schools	36324
24.	Number of Teachers in Government Aided Secondary Schools	13521
25.	GER at Secondary level	107.40
26.	GER at Upper Primary level	101.78
27.	NER at Secondary level	94.71
28.	NER at Upper Primary level	98.88
29.	Dropout Rate	8.33
30.	Retention Rate	91.67
31.	Transition rate from (class VIII to IX)	99.2
32.	Gender Parity Index (GPI)	0.99
33.	Gender Gap	3.19
34.	Pupil Teacher Ratio (PTR) in government schools	29
35.	Student Classroom Ratio (SCR) in government schools	49

Source:- Census 2011 and Model table 2013-14

C.3. Education Indicators

The focus of this section is on the major indicators of secondary education. This includes Gross Enrolment Ratio (GER), Net Enrolment Ratio (NER), Dropout Rate, Retention rate and Transition Rate etc.

SEMIS / UDISE

The state has used SEMIS 2012-13 data for preparation of Annual Work Plan 2013-14.

Enrolment

The state has total 2195914 children enrolled at secondary level during 2012-13, out of which 1133020 are boys and 1062894 are girls. The representation of boys and girls in the total enrolment at secondary level are 51.60% and 48.40% respectively.

Enrolment (Secondary Level)

Year	Boys	Girls	Total
2012-13	1133020	1062894	2195914
2011-12	1187092	1080009	2267101
2010-11	1146174	1089130	2235304

Gross Enrolment Ratios (GER)

The Gross Enrolment Ratio at state level is 107.40%, which has highly increased from 82.3% in 2010-11 SSE. The district having high GER viz. Dharmapuri 126.8% and Perambalur 120.1% need clarification. The District level GER is attached at annexure-I

Gross Enrolment (Secondary Level)

Year	Boys	Girls	Total
------	------	-------	-------

2012-13	107.60	107.10	107.40
2011-12	101.68	100.87	101.29
2010-11	98.31	97.53	97.93

Net Enrolment Ratio (NER)

The Net Enrolment Ratio at state level is 94.71%. The districts having low NER viz. Namakkal 83.6%, Ramanathapuram 87.5% and Kanyakumari 87.63% need special attention. The difference between GER and NER reveals that there are about 13% overage and underage children in the system. The district level NER is attached at annexure-I

Net Enrolment Ratio (Secondary Level)

Year	Boys	Girls	Total
2012-13	94.79	93.68	94.71
2011-12	92.46	92.02	92.25
2010-11	89.40	88.97	89.19

DROPOUT Rate (Secondary Level)

The dropout rate at state level is 8.33%. All 30 districts are having dropout rate of approximately 8% which seems to have discrepancies. The district level dropout rate is attached at annexure- I

DROPOUT Rate (Secondary Level)

Year	Boys	Girls	Total
2012-13	8.21	8.45	8.33
2011-12	11.01	11.40	11.21
2010-11	13.02	13.52	13.27

Retention Rate (Secondary Level)

The retention rate as state level is 91.67% which has increased from last year i.e.88.79% in 2011-12. The district level Retention Rate is attached at annexure- I

Retention Rate (Secondary Level)

Year	Boys	Girls	Total
2012-13	91.79	91.55	91.67
2011-12	88.99	88.60	88.79
2010-11	86.98	86.48	86.73

Transition Rate (Class VIII to IX)

The transition rate is one of the important indicators in secondary education. The indicator shows the percentage of children moving to the secondary level (from class VIII to IX). The transition rate for the state is 99.2%. All the districts are having the transition rate between 98% to 101% which seems to have discrepancies. The district level transition rate is attached at annexure-I

Transition Rate (Class VIII to IX)

Year	Boys	Girls	Total
2012-13	99.4	98.9	99.2
2011-12	98.8	98.5	98.7
2010-11	98.2	98.1	98.2

Gender Parity Index (GPI)

The GPI at state level is 0.99%, which has decreased from 1.02 in 2010-11 SSE. The districts having lowest GPI viz. Namakkal 0.86% need special attention. The district level GPI is attached at annexure- I

Gender Gap

The Gender Gap state level is 3.19%, however the district having highest Gender Gap viz. Namakkal 10.80% needs special attention. The district level Gender Gap is attached at annexure- I

Teacher Pupil Ratio (PTR)

The Teacher Pupil Ratio at state level is 29 which is less than the prescribed norms of 30, however the districts Tirunelveli 13, Namakkal 16, The Nilgiris 18 and Chennai 20 need special attention and intervention for more enrolment drive.

Student Classroom Ratio (SCR)

The Student Classroom Ratio at state level is 49 which is higher than the prescribed norms of 40. however the district Theni 69, Coimbatore 73 and Perambalur 98, need special attention for more classrooms.

Issues

- Out of 32 districts in TamilNadu, state have furnished the educational indicators for 30 districts only which is an area of concern. State needs to furnish the complete data for 32 districts.
- The dropout rate approximately 8% are almost similar in all the districts, state needs to clarify.
- Similarly retention rate and transition rate are almost similar in all the districts, state needs to clarify.

RMSA

The State plan mentions about constitution of teams its orientation and various meetings. Consequently, availing experts in the field, the roadmap of the programme was reformed and District Planning Teams were also formed. SEMIS update, COHORT update, School Mapping, Distance Matrix were all carefully taken up. To empower the committee for academic monitoring, training was imparted to SMDC and resultantly, School Improvement Plan was developed and finalized. While originating SMDC, thorough care was applied to ensure the inclusion of at least one member from SC/ST and one from Muslim Minority Community. So the lacuna in this respect has been attended to this year.

The state plan also tells the use of SWOT analysis to fix the targets at the school level. On the basis of consolidation of the School Improvement Plans, District Annual Plans were developed. Besides, random Household Survey was conducted in ten districts to gain the opinion of the public about the Government Schools and to identify specific areas that are in need of improvement.

The District Plans were appraised by the State Committee. Then, target fixations for State Annual Plan was taken up and new quality interventions for Secondary Education were given a definite shape in the Workshop conducted for the purpose. Making use of bottom-up approach, the State Annual Work Plan and Budget for the year 2012-2013 was developed in the residential training camp for the Technical Support Group of RMSA, Tamil Nadu.

The State Plan was appraised by the State Executive Committee.

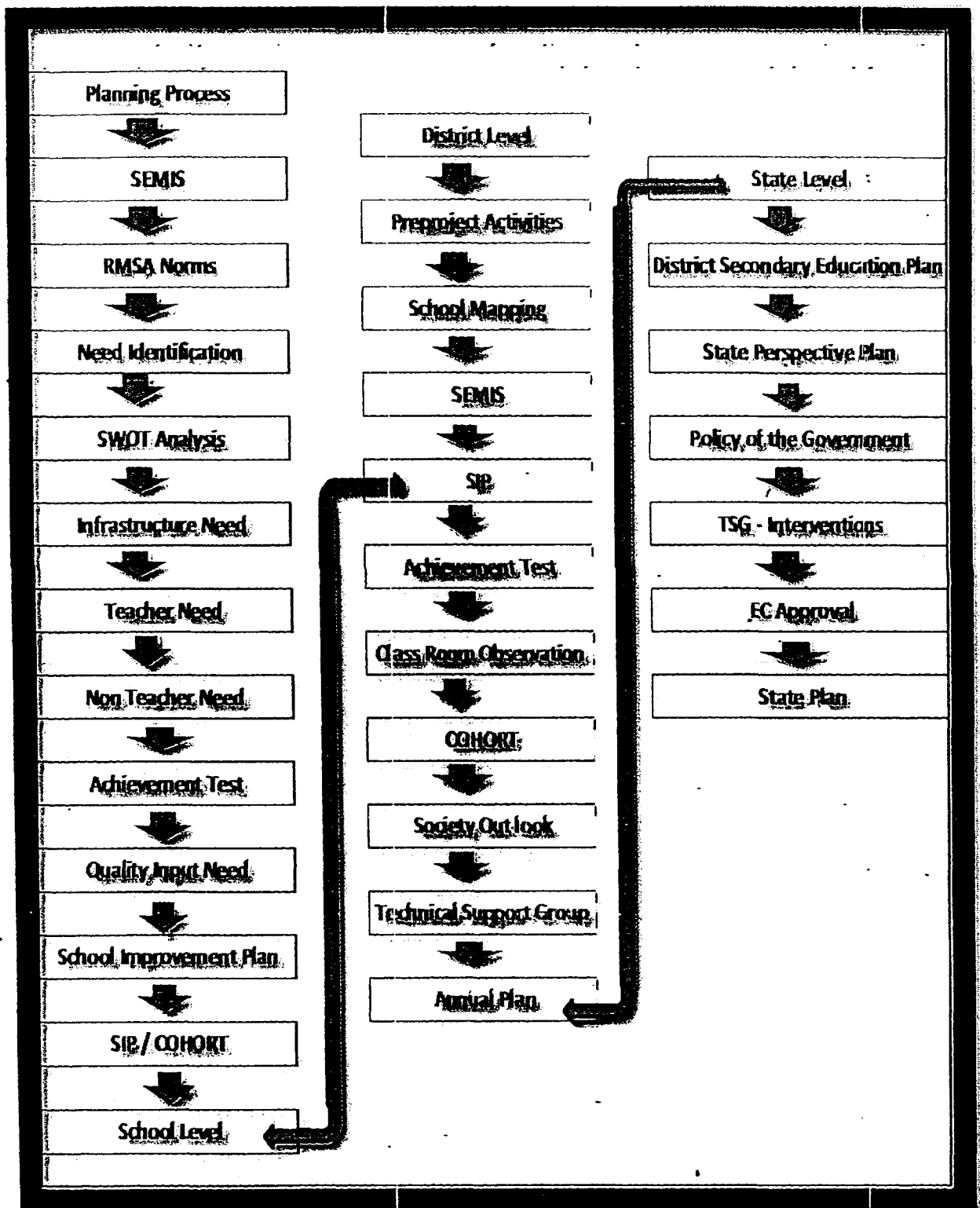
The State plan describes constitution and meetings of planning teams at different levels. The details of the same are given in the table below:

S. No	Activity	Purpose	Venue	Dates
1	State TSG Formation	To draft the needs of Secondary and develop the unique Secondary education plan	RMSA State Project Office	14.11.2011
2	Orientation Meeting	State team to be sensitised for the Secondary education plan	PTA Conference Hall	19.11.2011
3	Reform Road Map	Experts to direct the State towards the goal	Consultants Meeting At RMSA State Office	26.11.2011
4	Policy Directives	Norms for Secondary education	Secretariat Conference Hall	13.12.2011
5	District Planning Team Formation	Experts in the field	Respective district hqs	19.12.2011
5a	Zonal Appraisal Meeting	To encourage and SMDC for civil construction and to review the performance of RMSA	Thiruppur, Thiruvarur Virudhunagar, Kanchipuram	23.01.2012-27.01.2012
6	SEMIS Updation	To consolidate the provision available for Secondary education	CSI Higher Secondary School Theppakulam, Thiruchi	30.01.2012
7	Cohort Updation	To measure the quantitative internal efficiency of Secondary education	St Mary's Higher Secondary School Dindugal	03.02.2012
8	Middle School Mapping	To identify the potential Schools for upgradation	District Level Work Shop For The Assistant Educational Officers	18.02.2012
9	School Mapping By Distance Matrix	To identify the school less habitations and to propose the suitable habitation to cover maximum population	Middle School Headmasters And Teacher Educators Work Shop At District And Educational District Level	22.02.2012
10	SMDC Training	To empower the community for academic monitoring	At Respective Schools	1.03.2012
11	School Improvement Plan	School based need analysis	At Respective Schools	6.03.2012
12	Target	SWOT analysis and community	Respective SMDC	10.03.2012

S. No	Activity	Purpose	Venue	Dates
	Fixation- School Level	plan for the development of the school	MEETING	
13	District Executive Committee Meeting	To consolidate the needs of the district and to convergence with other schemes	Respective district-collectorate	21.03.2012
14	District Annual Plan	Needs of the district for Secondary education	SIEMAT CHENNAI	22.03.2012
15	Sample Household Survey To Assess The Expectation Of Public From Govt Schools	To know the opinion of the public about the govt Schools and to identify the area to be improved	In 10 Districts In Random Selected Secondary Schools	6.04.2012
16	Time On Task To Assess The Teachers Performance	Teacher performance assessment and design Class room transaction process	In 10 Districts In Random Selected Secondary Schools	9.04.2012
16 a	Achievement Test	to assess the level of attainment of the students in Secondary Classes	In 10 Schools In All The Districts. 320 Schools As A Whole	10.05.2012
17	Appraisal Of District Plan	Accounting the gross root reality	PTA Conference Hall	14.06.2012
18	Target Fixation For State Annual Plan	As per perspective plan the target to be covered	RMSA State Project Office	15.06.2012
19	Quality Intervention In Secondary Work Shop	To propose new intervention for Secondary education	Conference Hall	16.06.2012
20	State Annual Work Plan And Budget 2012-2013	Preparation based on bottom up approach	Rajiv Gandhi National Institute for Youth Development , Sriperumbudhur	18.06.2012
21	State	Appraisal and approval of the	SSA Conference Hall	20.06.2012

S. No	Activity	Purpose	Venue	Dates
	Executive Committee Meeting	work plan	College Road Chennai	
22	State Share Assurance From Secretariat	Based on budget plan set apart the money for State share (25%)	State Secretariat	22.06.2012
23	Bond And Resolution	To assure State share 25%	Tamil Nadu Department of School Education	25.06.2012
24	Submission To MHRD	Project approval board appraisal	Shastri Bhavan, MHRD , New Delhi	26.06.2012

The sequence of procedure adopted for deriving the plan from the grass root level is given below:



Rashtriya Madhyamik Shiksha Abhiyan (RMSA) is based on model of decentralization for its strategic management. Accordingly, State mission RMSA has developed the revenue district level secondary education development plans, given the overall multi-level planning framework in the state., district and school level planning for improving access to and relevance of secondary education. The revenue district has been taken as the lowest unit within the overall multi-level planning framework.

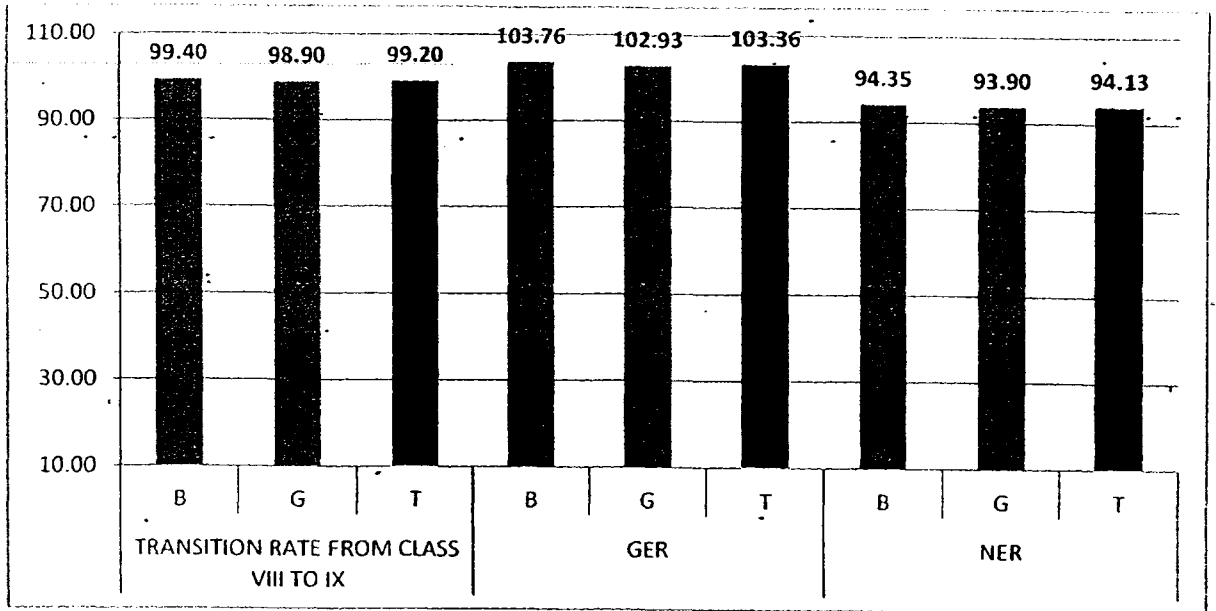
The state plan mentions that SWOT and School Improvement Plans (SIP) are the basis for developing the District Secondary Education Plan (DSEP) and the State Secondary Education Plan

Observations and Suggestions:

The state has made an effort to develop AWP&B on the basis of SIP, SWOT analysis and UDISE. The plan speaks of involvement of various stakeholders in preparation of the plan. There is evidence of preparation of School Improvement Plan in the AWP&B 2013-14, process of preparation of SIP and the salient features of the SIP.

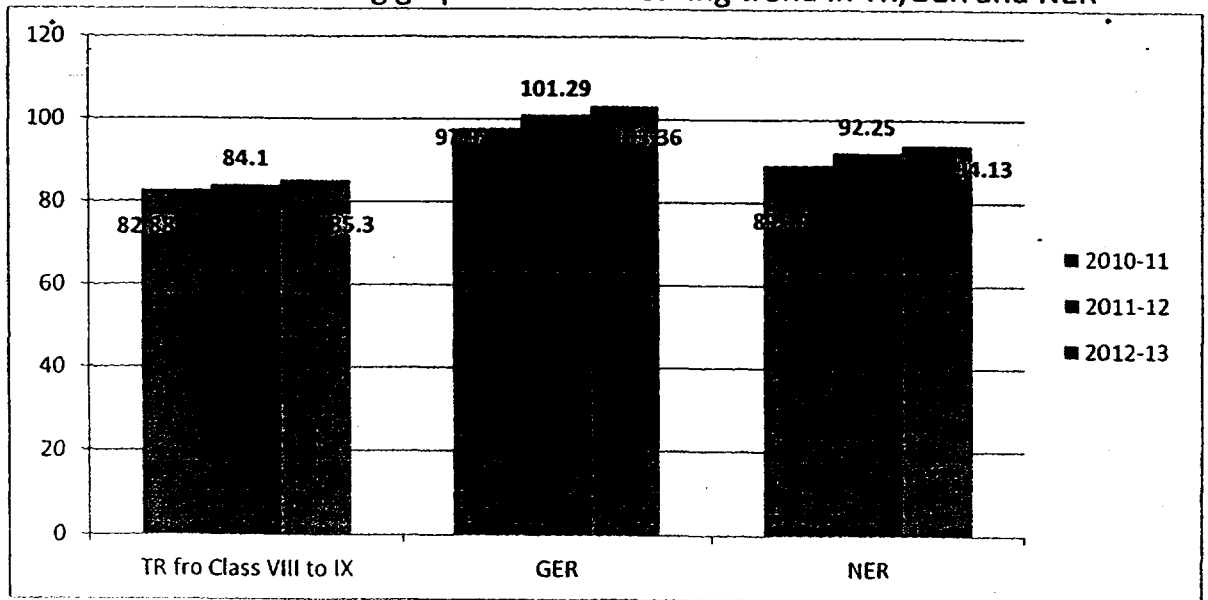
Integration of various schemes is supposed to improve overall quality by focusing on the learning environment, facilitate the concept building of students and enhance the learning outcome. The State plan tells briefly about integration of ICT in class rooms for enhancement of quality learning.

The plan says that GER and NER at Secondary stage are 103.36 and 94.13. Accordingly the difference in GER and NER is 9. Transition rate from class VIII to class IX is 99. The following graph shows gender wise scenario of GER, NER and Transition from class VIII to IX



Source: AWP&B 2013-14 of RMSA

The following graph shows increasing trend in TR, GER and NER



Source AWP&B 2013-14

Rashtriya Madhyamik Shiksha Abhiyan (RMSA) is based on model of decentralization for its strategic management. Accordingly, State has developed the AWP&B on the basis of school improvement plan. The state efforts of integrated planning for implementation of schemes of RMSA, ICT@school, IEDSS, GH and VE needs to be more focused.

Staffing set up in the State and Training of the Administrative Staff

As part of the plan formulation toward arriving at the Annual Work Plan & Budget for the fiscal year 2013-2014, a State Level Technical Group was formed in the middle of January 2013. The Technical Support Group drafted the needs of the Secondary Level Education in the State and developed an exclusive plan for the purpose.

The State team was sensitized by way of an orientation meeting. Consequently, availing experts in the field, the roadmap of the programme was reformed and District Planning Teams were also formed. SEMIS update, COHORT update, School Mapping, Distance Matrix were all carefully taken up. To empower the committee for academic monitoring, training was imparted to SMDC and resultantly, School Improvement Plan was developed and finalized.

While originating SMDC, thorough care was applied to ensure the inclusion of at least one member from SC/ST and one from Muslim Minority Community. So the lacuna in this respect has been attended to this year.

1. Technical Support Group [TSG]

A State level Technical Support Group has been formulated to determine the targets and to choose priorities to accomplish the mission of the scheme by availing the appropriate technologies. *The following are the members of the TSG;*

Table-I

SI. NO	NAME OF THE MEMBER	DESIGNATION	ADDRESS
1	Mr. V. RANGANATHAN	ADPC	RMSA, SALEM DISTRICT
2	Mr. K. DHANDAPANI	PG ASSISTANT	GHSS, JROOR ADAIYAR, CHENNAI
3	Mr. K.U. DOMINIC	PG ASSISTANT	NIRMALA HSS, KOLATHUR, SALEM DIST
4	Dr. M. PRABU	PG ASSISTANT	GHSS, PERIYAPATTI, SALEM DISTRICT
5	Mr. T. THANIGAIVEL MANIYARASU	PG ASSISTANT	GGHSS, CUDDALORE PORT, CUDDALOR
6	Mr. S. THANGARAJ	GRADUATE	GHSS, GOVINDAVADI, KANCHEEPURAM
7	Mr. K. VISWANATHAN	GRADUATE	GHSS, UTHIRAMERUR, KANCHEEPURAM DISTRICT
8	Mr. G. GOUTHAMAN	PG ASSISTANT	GHSS, KULIKARAI, THIRUVARUR DIST.

2. Resource Support Group

At State level, Resource Support Group has been formulated to support the State Level Technical Group. RMSA Project Staff and teachers who are good at planning are selected from various Districts of the State to form this group. The following members constitute the RSG:

Table-II.

SI. NO	NAME OF THE MEMBER	DESIGNATION	ADDRESS
1	V.RAJAGOPAL	Asst Coordinator	RMSA,
2	V.SEKAR	Asst Coordinator	RMSA,
3	P.SAKTHIVEL	Asst Coordinator	RMSA,
4	R.JAYAPRAKASH	Asst Coördinator	RMSA,
5	S.SATHURAGIRI	CONSULTANT	RMSA,

3. District Technical Support Group (DTSG)

The District core planning team functions under the Chairmanship of the District Collector. The team comprises District Programme Coordinator cum Chief Educational Officer, District Educational Officers, District Elementary Education Officer, and Revenue District Coordinator (ADPC), Principal, District Institute of Education and Training, SEMIS Coordinator, Representatives from Health, Public & Social Welfare Dept and District Rural Development Agency.

4. Educational District level Planning Team consists of the District Educational Officer [as Chairman], Educational District Coordinator [APC], Block Development Officer (1), Training Coordinator[RMSA], Assistant Elementary Education Officers(2), Head Masters[1High & 1 Higher Secondary and Representatives from PTA, Local Body and Self Help Groups(SHG).

5. District Structure of RMSA

Three tier Committees (District, Educational District and School Level) have been constituted for planning, monitoring and implementation of the RMSA

programme in all the Districts as per the Government Order of the Tamil Nadu Government, vide G.O. Ms. No. 4. The roles and responsibilities of these committees at their level have been clearly formulated and followed. The following tables show the constitution of 3 tier committee and its members.

III. District Level Committee

Sl.	DESIGNATION	NO	POSITION
1	District Collector	1	Chairman
2	Chief Educational Officer	1	Member Secretary
3	Additional Chief Educational Officer, SSA	1	Member
4	Project Officer, DRDA	1	Member
5	District Education Officer	1	Member
6	District Elementary Educational Officer	1	Member
7	Principal, DIET	1	Member
8	ADPC, RMSA	1	Member
9	PTA President of a High/Jr Sec School	1	Member
10	Inspector of Matriculation Schools	1	Member
11	ADW Department representative	1	Member
12	Assistant Programme Coordinators	2	Member
13	Social Welfare Dept. Representative	1	Member
14	Municipal Chairman	1	Member
15	District Panchayat Chairman	1	Member
16	NGO Representative	1	Member
17	Teacher representative	1	Member
18	Educationist	1	Member
19	Rep from Women in the field of Education	1	Member
20	Rep from SC/ST/minorities	1	Member

IV. Educational District Level Committee

Sl. No	DESIGNATION	NO	POSITION
1	District Educational Officer	1	Chairman
2	Assistant Programme Co-ordinator	1	Member
3	Higher Secondary Headmaster	1	Member
4	High School Headmaster	1	Member

5	Senior lecturer from DIET	1	Member
6	Assistant Elementary Education Officer	1	Member
7	PTA President High/Hr.Sec.School	1	Member
8	Teacher representative from Secondary	1	Member
9	Special Teacher representative	1	Member
10	Village Panchayat President	1	Member
11	Representative from SC/ST , minorities	1	Member
12	Representative from Woman in the field of	1	Member
13	NGO representative	1	Member

V. School Management and Development Committee

Sl. No	DESIGNATION	NO	POST
1	Head Master	1	Chairman
2	Assistant Head Master [Secondary]	1	Member
3	PTA member	1	Member
4	PRI member	1	Member
5	NGO / SHG Representative	1	Member

Note:

1. Coordinators are exclusively assigned for RMSA functional areas.
2. The audit is done by RMSA officials.
3. District Secondary Education Officer (Chief Educational officer) is the ex-officio District Project Coordinator.
4. Resource persons are from District Institute of Education & Training, universities and School Education department.

Observation & Issues:

Looking into the staffing structure in the state of Tamilnadu, following key observations may be highlighted:

- A technical Support Group (TSG) has been constituted at the state & district level whereas all the govt. secondary schools are having school management & development Committee (SMDCs).
- Apart from the above TSG, state has also formed resource support group (RSG) consisting five members at the state level to support the state programme implementation strategy, planning, convergence and monitoring of the projects.
- As described above district structure are having three committees viz...**District, Educational District & School Level. (Details of members are shown at table No. III-V)**
- As mentioned above the sanctioned staff SPO level as shown are 24. State is having coordinators to each component of RMSA. There is no vacant post at the SPO level.
- Apart from the above post at SPO level, state is also constituted state resource group (SRG) at the SPO level who are supporting some of the particular components under RMSA like quality, civil work, finance, access & equity.
- Similarly, the above table reflects 294 sanctioned posts at the DPO level, all are filled. Likewise in the state, district resource group (DRG) is also formed at the district levels who are the sole supporters in the areas as mentioned at SPO level.
- Apart from the personnel's deployed at the SPO and the DPO levels, the state of Tamilnadu is also hired resource persons time to time at the DPO level. These so called resource persons are from the institutions like DIET, SCERT etc.

Key Issues:

- ✓ The number of sanctioned staff at SPO level shown in the model table varies with the figure presented in AWP&B.

- ✓ There is absence of details on role & responsibilities assigned to the staff deployed at the district and the revenue districts.
- ✓ There is also absence of decisions taken by the SRG & DRG on several issues identified at the State & District level.
- ✓ The report on the transaction of issues and the strategies identified by the district planning team/district resource persons/district resource groups to the state implementing society/SPO is absent.
- ✓ There is no proposal for the orientation programme/training for the above non-teaching staff and the administrators of the state and the district level.

C.6. Progress of Implementation

1. Status of Non-recurring Implementation & Progress:

		Sanctioned*	Completed	In-progress	Sanctioned	Completed	In-progress	Sanctioned	Completed	In-progress	Total Sanctioned	Completed	In-progress	Cumulative Progress in % (Comp.+Inp.)
1	Opening of New Secondary Schools (w.r.t. construction)	200	61	139	344	0	0	710	0	0	1254	61	139	16%
	Functional Schools	200	200		344	344		710	710		1254	1254		100%
2	Strengthening of Existing Secondary Schools													
2.1	Additional Classrooms	0	0	0	1851	0	0	1795	0	0	3646	0	0	
2.2	Science Lab	0	0	0	698	0	0	919	0	0	1617	0	0	
2.3	Computer Room	0	0	0	735	0	0	768	0	0	1503	0	0	
2.4	Libraries	0	0	0	837	0	0	1036	0	0	1873	0	0	
2.5	Art/Craft/Culture Rooms	0	0	0	860	0	0	1130	0	0	1990	0	0	
2.6	Toilet Blocks	0	0	0	474	0	474	495	0	0	969	0	474	49%
2.7	Drinking Water Facilities	0	0	0	213	0	213	170	0	0	383	0	213	56%
2.8	Residential Qtr.	0	0	0	94	0	0	91	0	0	185	0	0	
2.9	Major Repair	0	0	0	381	0	0	1035	0	0	1416	0	0	

2. The Status of Teachers Sanctioned and Recruited against New Schools during the Period is Indicated as under:

S. No.	Components													Total Sanctioned	Total Recruitment
		Sanctioned*	Recruited	Vacancy	Sanctioned	Recruited	Vacancy	Sanctioned	Recruited	Vacancy	Sanctioned	Recruited	Vacancy		
1	New teachers sanctioned for new	1400	1176	224	2408	1958	450	3550	2806	744	0	0	0	7358	5940 #

	school under RMSA														
	Head Master* Sanctioned for New School under RMSA	0	0	0	0	0	0	0	0	0	0	0	0	0	0
	Total New Teachers	1400	1176	224	2408	1958	450	3550	2806	744	0	0	0	7358	5940
2	Additional teachers under RMSA for existing school	0	0	0	0	0	0	6752	3647	3105	0	0	0	6752	3647

In the AWP&B 2013-14, Pg No. 226 shown wrong figures (10032) against the actual achievement (5940) of recruitment.

3. Status of Implementation & Progress of Key Recurring Components:

S. No	Components	2009-10		2010-11		2011-12		2012-13			Overview as on 31 st March, 2013	
		Sanctioned*	Progress	Sanctioned	Progress	Sanctioned	Progress	Sanctioned	Progress	Progress in % (2012-13)	Total Sanctioned	Progress
1	Teachers Training (In-service-Teachers + HMs, Induction, Yoga, Master Trainer, KRP etc.)	15000	15000	33556	29162	78927	59580	35417	7848	27%	162900	111590

2	School Grant	4841	4593	4593	4593	5675	5675	5670	5670	100 %	20779	20536
3	Minor Repair	4841	0	4092	4092	4092	4092	4092	4092	100 %	17117	12276
4	Special Teaching	0	0	0	0	125394	125394	0	0		125394	125394
5	Excursion/ Field visits for students (Inside & Outside the State)	0	0	0	0	0	0	0	0		0	0
6	Exposure visits & Study tour for teachers (Inside & Outside the State)	0	0	16000	16000	0	0	0	0		16000	16000
7	Training of SMDC members	0	0	0	0	17025	17025	28235	23706	84%	45260	40731

➤ **Other Major Activities**

Sl. No.	Guidance & Counselling	2011-12		2012-13	
		Sanctioned*	Progress	Sanctioned	Progress
1	Salary for Coordinators	0	0	0	0
2	Salary of RAs	0	0	0	0
3	Literature & display material	0	0	0	0
4	Sensitisation of Principals	0	0	0	0
5	Others	0	0	0	0

Sl. No.	Activities during the Year-2012-13	2012-13		
		Sanctioned*	Progress	% of Achievement
6.	Performing Art	0	0	
7.	Art / craft / dance/ traditional competition	0	0	
8.	Book Fair	0	0	
9.	Sports equipment at schools	0	0	

*Sanctions, as per PAB approvals

4. Observation on the Implementation & Progress of Non-recurring and Recurring components:

Non-recurring:

The state started the 200 new school civil works (2009 sanction) and handed over the works to SMDC and out of 200 works only 61 works completed. The major gap between the cost estimate at present and previous sanction is the reason for delay. Now the state decided to hand over the civil works to Public works department and hence the difference in cost to the SOR will be met from the state government funds. Here after the civil works progress will be speeded up.

Recurring:

Except during the year 2010 and 2012 the state cannot able to meet the targets in training but in all the project periods the state can able to achieve the 100% target coverage. The reason is 2011 is the state election year and the 2012 the fund release is too late and the state has to conduct the training in the month of JAN-FEB when the secondary schools are busy preparing for the board examinations.

TARGETS IN SECONDARY EDUCATION FOR XII FIVE YEAR PLAN

COMPONENT	PERSPECTIVE TARGET	SO FAR COVERED	TO BE COVERED
Access-Provision Of Secondary School within Five km. to every Habitations	93855 Habitations	69223 Habitations	24632 Habitations
New School	1944 New Schools	1254 New Schools	690 New Schools
Strengthening	5695 Govt Schools	Sanctioned-2038 New School 1254	2403 Secondary Schools
Enrolment	VIII Passout-1223218	IX-1119114	Gap-14104 Students

COMPONENT	PERSPECTIVE TARGET	SO FAR COVERED	TO BE COVERED
Disabled from Middle School	11953 From Class VIII	2023 Students Alone	Gap-9930 Students
ICT coverage	5695 Govt Schools And Aided Schools 1671	4340 Schools Under Boot and 925 Under Outright Purchase	430 Govt Schools To Be Covered and 1671 Aided Schools
Essential Indicators	NER 100% and CR 100% DR 0%	NER 94 CR 78 DR 8	GAP 6% NER and 22% CR To Be Raised and 8% DR To Be Reduced

UDISE 2012-13

State has not used UDISE 2012-13 data in there AWP & B 2013-14 . According to UDISE data submitted , the status of school, enrolment and teacher are as follows

Particulars	As per UDISE 2012-13			As per Model Tables			Remarks
	Government	Aided	Total	Government	Aided	Total	
Secondary Schools	5665	1733	7398	5695	1589	7284	• Discrepancies in schools (20 Govt. schools and 144 aided schools)
Teacher	36324	13521	49845	31812	16666	48478	
Enrolment Class IX	530924	318872	849796	0	0	0	
Enrolment Class X	524300	302727	827027	0	0	0	
Enrolment (IX & X)	1055224	621599	1676823	0	0	0	

Minor repair :

Progress : 2012-13

- 4092 schools approved under school maintenance grant in year 2012-13

Proposal :2013-14

- State has proposed 4423 schools under Minor repair

Recommendation :(Source : UDISE 2012-13)

- Total No. of Govt. Schools is 5665
- 1254 are new schools
- 10 schools are in private building
- 10 schools are in rented building
- 20 schools is building less

- 8 school building is dilapidated
- Total no. of schools eligible for minor repair is : 4363

UDISE Code Checking for Previous Sanctioning

Particulars	School Covered Since Inception	UDISE Code Status	Remarks
Strengthening	2038	2038	<ul style="list-style-type: none"> • UDISE code 27 schools shows that school is un-aided • UDISE code for 5 school is not correct • 2 school are aided schools in which following component is approved to be deducted <ul style="list-style-type: none"> ○ Computer Room : 2
New School	1254	921	<ul style="list-style-type: none"> • UDISE code for 292 schools not provided by the state • 32 schools are non operational • 4 schools are aided schools • 4 school is un-aided • 1 school is of other category • 31 school UDISE code is duplicate • 4 school UDISE code is not correct
Major Repair	795	793	<ul style="list-style-type: none"> • 1 school found duplicate • UDISE code for 1 school is not correct
Residential Quarter	156	155	<ul style="list-style-type: none"> • UDISE code for 1 school is not correct

New Proposal - 2013-14

Strengthening

Component	Nos. proposed	Data status in UDISE Database	Recommendation	SFD	
No. of Schools	965	Each component of all 965 schools with UDISE Code have been checked in UDISE 2012-13 database provided by the state. According to UDISE database the present status of each component is shown.	<ul style="list-style-type: none"> • 36 schools already approved in previous year • 40 schools are new schools • Management of 9 schools have not specified • 20 schools are not in govt. building • 31 schools land not available 		
Land Availability for ACR	965			829	274
Science Lab	956			774	274
Computer Room	417			334	128
Art Culture Room	0			0	0
Library	751			635	226
Additional Classroom	1761			455	207
Toilet Block	1554			401	167
Water	137			120	29

Proposal and consideration – Summary

Sl.No	Proposal	Consideration	Basis of Eligibility
1	Upgradation of schools	No proposal received	No proposal received
2	Activity for out of school children	No proposal received	No proposal received

1) Access Indicator:-

1.1 Access Ratio: -As per the School Mapping Exercise, 85% GAR is the status in Tami Nadu.The GAR at Secondary level is found to be satisfactory in the state.

1.2 GER: - The state has achieved GER target of 11th five year plan i.e. 75%. The state GER at the secondary level is 103%.

1.3 Secondary Schools per lakh population (SSPLP) and secondary school per 100 Sq Km :-Availability of secondary schooling facility per lakh population, and availability of school per 100 Sq Km taking population of 2001 data, in the State is given in the following tables.

District-wise Secondary Schools

Name of District	Indicator- Schools per lakh population	Indicator- School Per 100 Sq Km
Ariyalur	20	NA
Chennai	88	304.02

Name of District	Indicator- Schools per lakh population	Indicator- School Per 100 Sq Km
Coimbatore	70	5.26
Cuddalore	52	7.66
Dharmapuri	38	3.35
Dindigul	43	5.83
Erode	47	7.28
Kancheepuram	79	9.4
Kanyakumari	54	10.93
Karur	24	12.51
Krishnagiri	48	NA
Madurai	62	12.58
Nagapattinam	36	11.29
Namakkal	43	9.46
Perambalur	16	6.97
Pudukkottai	39	6.34
Ramanathapuram	30	5.46
Salem	64	9.13
Sivagangai	34	6.25
Thanjavur	53	11.51
The Nilgiris	27	7.92
Theni	25	6.55
Thiruchirappalli	56	9.42

Name of District	Indicator- Schools per lakh population	Indicator- School Per 100 Sq Km
Thirunelveli	60	6.68
Thiruvallur	83	17.69
Thiruvannamalai	59	7.16
Thiruvarur	27	8.67
Thoothukudi	37	6.08
Tirupur	42	NA
Vellore	79	9.84
Villupuram	70	7.34
Virudhunagar	43	7.61
Tamil Nadu	1553	9.12

2) State policies to improve access;-

2.1 **Upgradation policies:-**State Govt. has formally decided to setup one secondary school within 5 km each in plain and hilly area so that academic facilities are not denied to them.

2.2 **State government initiative**

- **Free supply of free textbooks:** Tamil Text Books are supplied free of cost to the students from class 1 to 12 in Matriculation Schools also.
- **Free bus pass:** Under this scheme, students from Class 1 to 12 are allowed free of cost government bus transport.

- **Waiver of special fees:** Addressing the issue of financial burden of students in Class 6 to 12, this scheme with a waiver of special fees ranging from Rs 33 to Rs 103 has been in force since 2008-09.
- **Exemption of examination fees:** The government has abolished payment of examination fee for class 10 and 12 Board exams for all students in Tamil Medium government and government aided schools.
- **Bicycle:** -Currently, the state supplies bicycles to all students in government and government aided Higher Secondary Schools, who pass Class 10 and are willing to join the Higher Secondary Course.

3) New secondary schools approved in the previous years:-

❖ In the year 2009-10, No. of schools approved by the PAB	200
❖ In the year 2010-11, No. of schools approved by the PAB	344
❖ In the year 2011-12, No. of schools approved by the PAB	710
❖ In the year 2012-13, school has not been approved	000


4) Status of Functional school

❖ Against the year 2009-10, No. of schools are functional	200
❖ Against the year 2010-11, No. of schools are functional	344
❖ Against the year 2011-12, No. of schools are functional	710
❖ Against the year 2012-13, school has not been approved	000
❖ District wise detail of functional secondary schools under RMSA is as follows:-	

(As per district plan)

S.N o.	District	School approv ed during year 2009- 10 & becam e functio nal	School approv ed during year 2010- 11 & becam e functio nai	School approv ed during year 2011- 12 & becam e functio nal	Total approv ed & Functio nal School	Enrolm ent in 2009- 10	Enrolm ent in 2010- 11	Enrolm ent in 2011- 12	Total Enrolm ent
1	Thiruvallur	7	16	36	59	447	873	739	2059
2	Chennai	0	1	2	3	0	368	19	387
3	Kanchipura m	7	9	28	44	881	393	640	1914
4	Vellore	11	16	33	60	702	910	581	2193
5	Dhramapur i	8	14	42	64	632	800	1027	2459
6	Thiruvanna malai	8	30	47	85	872	1088	895	2855
7	Villupuram	10	18	63	91	1207	692	1817	3716
8	Salem	8	19	20	47	527	630	255	1412
9	Namakkal	2	3	17	22	131	122	223	476
10	Erode	6	6	30	42	855	201	567	1623
11	The Nilgris	2	1	7	10	64	9	68	141
12	Coimbatore	4	6	11	21	360	213	277	850
13	Dindugal	8	12	24	44	792	467	601	1860

S.No.	District	School approved during year 2009-10 & became functional	School approved during year 2010-11 & became functional	School approved during year 2011-12 & became functional	Total approved & Functional School	Enrolment in 2009-10	Enrolment in 2010-11	Enrolment in 2011-12	Total Enrolment
14	Karur	6	2	15	23	366	123	311	800
15	Trichy	6	13	25	44	432	502	274	1208
16	Perambalur	1	12	12	25	82	528	225	835
17	Cuddalore	9	15	44	68	865	457	475	1797
18	Nagapattinam	7	17	19	43	726	1156	398	2280
19	Thiruvavur	3	10	13	26	317	434	315	1066
20	Thanjavur	8	18	13	39	469	587	227	1283
21	Pudukottai	5	8	23	36	264	469	524	1257
22	Sivagangai	2	4	21	27	130	240	344	714
23	Madurai	12	11	20	43	843	347	373	1563
24	Theni	4	1	4	9	216	17	76	309
25	Virudhunagar	17	36	10	63	1310	714	129	2153
26	Ramnathapuram	5	4	26	35	429	203	360	992
27	Thoothugudi	5	4	9	18	366	173	91	630



S.No.	District	School approved during year 2009-10 & became functional	School approved during year 2010-11 & became functional	School approved during year 2011-12 & became functional	Total approved & Functional School	Enrolment in 2009-10	Enrolment in 2010-11	Enrolment in 2011-12	Total Enrolment
28	Thirunelveli	4	3	12	19	240	119	161	520
29	Kanniyakumari	1	1	5	7	52	19	35	106
30	Krishnagiri	13	21	47	81	1008	1247	358	2613
31	Ariyalur	7	2	9	18	475	69	204	748
32	Tirupur	4	11	23	38	453	835	300	1588
Total		200	344	710	1254	16513	15005	12889	44407

5) Status of School Mapping Exercise

- ❖ State has completed GIS mapping in collaboration with Bharathidasan University. State government has collected data through 3 well design formats and applied distance matrix exercise on that.

6) Status of Habitation Data

- ❖ According to school mapping 2010, out of 93855 habitations in the state, 69223 habitations are served by the Secondary school facility within 5 km & 24632 habitations are without secondary school facility. Details are as under:

(As per school mapping exercise 2009-10)

1	Total No of Habitations	94,000
2	Habitations covered	73,101
3	Habitation without covering secondary schooling facility	16,899
4	% of Habitations covered	77.76%
5	% habitations are without schooling facility within 5 km radius	17.98%
6	Total requirement of schools for covering all habitation with secondary schooling facility	690
7	Proposal for the current year	00
8	Habitation covered in the current year	00

7) Status of total Requirement of secondary schools to cover all access less habitation

- ❖ In the inception of the RMSA scheme, the State Government had stated that total 1944 secondary schools are required by the state to cover all access less habitation. 1254 schools have been approved in the last two years, and 690 schools are needed to cover all access less habitation in the coming years.

8) Proposal for the current year

- ❖ There is no proposal received for establishing new secondary schools from the state government.

9) Proposal for Out of School Children:-

- ❖ There is no proposal received for establishing new secondary schools from the state government.

C-8.1: Strengthening of Infrastructure

Introduction:

8 districts of the State falls under seismic zone III. The coastal districts are prone to tsunami. State has worked out single unit cost, but it is required to design and construct school infrastructure which is earthquake and tsunami resilient, in these districts.

PAB has approved 1254 new school buildings.

PAB approved 2032 strengthening of existing school building with required components.

The financial approval as per PAB Minutes works out Rs.139316.06 lacs/138233.00 lacs.

Committed liabilities of GOI = Rs.82936.01 lacs

Expenditure by the State so far= Rs. 11476.3 lacs

GOI releases so far =20739.06 lacs

Physical Component sanction so far= 15755

Physical component completed so far= 61

Physical component in progress = 826

Physical completion rate= 0.4%

Financial achievement= 8%

Girls hostel sanctioned =44

Proposal for 2013-14

Strengthening of school building=956

Table No. 1

Approval & Achievement 2009-10

S. NO	Components	No. of School covered	Financial Approval & Expenditure (Rs. In lakh)			Physical			Remarks
			Unit cost	Amount	Expenditure	Completed	In Progress	Balance	
1	Construction of New schools Two section	200	58.12	11624.00	10895.80	61	139	139	2 plinth,7 lintal,19 roof, 31 roof casting and 67 finishing level
2	Strengthening of existing Govt schools.	0	0	0	0				
2.1	Additional Classroom	0	0	0	0				
2.2	Integrated Science Lab	0	0	0	0				
2.3	Lab equipment for new schools	0	0	0	0				
2.4	Computer Room	0	0	0	0				
2.5	Library	0	0	0	0				
2.6	Art and Craft room	0	0	0	0				
2.7	Toilet block	0	0	0	0				
2.8	Drinking Water facility	0	0	0	0				
3	Construction of Residential qtr	0	0	0	0				
4	Major Repair	0	0	0	0				
5	Minor Repair	0	0	0	0				
	Total	200		11624.00	10895.80	61	139	139	

PAB Approved 200 new school buildings, amounting to Rs. 11624.00 lacs . The State incurred expenditure of Rs. 10895.80 lacs ending March 2013. The Physical and financial achievements are as under:

Components completed= 61

Completion Rate= 30 %

Financial Achievement=94%

Balance component are in progress.

Implementing agency for civil work= SMDC is implementing for all civil works

Supervision Structure= There is only one Engineer at State level.

Physical Progress 2009-10

Rs. In lacs

Table 2

Components	Physical Approval	Completed	In Progress	Balance	Remarks
Construction of New School	200	61	139	139	2 plinth,7 lintal,19 roof,31 roof casting and 67 finishing level
Strengthening of Existing Govt. School	0	0	0	0	
Additional Class room	0	0	0	0	
Integrated Science Lab	0	0	0	0	
Lab Equipment	0	0	0	0	
Computer room	0	0	0	0	
Library	0	0	0	0	
Art & Craft Room	0	0	0	0	
Toilet block	0	0	0	0	
Drinking Water facility	0	0	0	0	
Construction of Residential qtr	0	0	0	0	
Major Repair	0	0	0	0	
Minor Repair	0	0	0	0	
Total	200	61	139	139	

PAB Approval for new school building of two section each= 200

Completion ending March 2013= 61

In progress ending March 2013= 139

Stages of Progress

➤ At Plinth level=2

- At lintel level= 7
- At roof level =19
- At roof casting= 31
- At finishing level= 67
- State has not given detail for 13 schools.

Table 3

Rs. In Lacs

Approval & Achievement 2010-11									
S.N O	Componen ts	No. of Scho ol cover ed	Financial Approval & Expenditure (Rs. In lakh)			Physical			Remar ks
			Unit cost	Amount	Expendit ure	Comp leted	In Progre ss	Balan ce	
1	Constructio n of New schools One section	39	46.80	1827.54	0	0	0	62	
	Constructio n of New schools Two section	305	58.12	17726.60	0	0	0	282	
	Sub Total	344		19554.14				344	
2	Strengthen ing of existing Govt schools (879)		0	0	0	0	0	0	
2.1	Additional Classroom	1851	5.63	10421.13	0	0	0	1851	
2.2	Integrated Science Lab	698	7.10	4955.8	0	0	0	698	
2.3	Lab equipment	0.00	0.00	0.00	0	0	0	0	
2.4	Computer Room	735	5.00	3675.00	0	0	0	735	
2.5	Library	837	7.00	5859.00	0	0	0	837	

Approval & Achievement 2010-11									
S.N O	Componen ts	No. of Scho ol cover ed	Financial Approval & Expenditure (Rs. In lakh)			Physical			Remar ks.
			Unit cost	Amount	Expendit ure	Comp leted	In Progre ss	Balan ce	
2.6	Art and Craft room	860	5.00	4300.00	0	0	0	860	
2.7	Toilet block	474	1.00	474.00	474.00	0	474	474	
2.8	Drinking Water facility	213	0.50	106.50	106.50	0	213	213	
3	Constructio n of Residential qtr	94	6.00	564.00	0	0	0	94	
4	Major Repair	381		1096.00	0	0	0	381	
	Total	6487		51005.57	580.50	0	687	6487	

PAB approved 6487 components including 381 major repairs. As per PAB Approvals, the budget allocated for all components is Rs. 51005.57 lacs. However as per finance unit of TSG, the budget approved is indicated as Rs. 49920.53 lacs. The difference need to be reconciled.

Completion rate=0

In Progress rate= 10%

Expenditure rate= 1%

Implementing Agency: - SMDC is implementing School Infrastructure

Physical Progress 2010-11

Table 4

Components	Physical Approval	Completed	In Progress	Balance
One Section School	39	0	0	39
Two Section School	305	0	0	305
Strengthening of Existing Govt. School	0	0	0	0
Additional Class room	1851	0	0	1851
Integrated Science Lab	698	0	0	698
Lab Equipment	0	0	0	0
Computer room	735	0	0	735
Library	837	0	0	837
Art & Craft Room	860	0	0	860
Toilet block	474	0	474	474
Drinking Water facility	213	0	213	213
Construction of Residential qtr	94	0	0	94
Major Repair	381	0	0	381
Total	6487	0	687	6487

Physical components approved =6487

Completion rate=0

In Progress rate= 10%

Table No. 5

Approval & Achievement 2011-12									
S.NO	Components	No. of School covered	Financial Approval & Expenditure (Rs. In lakh)			Physical			Rema
			Unit cost	Amount	Expenditure	Completed	In Progress	Balance	
1	2	3	4	5	6	7	8	9	10
1	Construction of new schools one section	1	46.86	46.86				1	
	Construction of new schools	709	58.12	41207.08	0	0	0	709	0
2	Strengthening of existing Govt schools (1153)		0	0	0	0	0		0
2.1	Additional Classroom	1795	5.63	10105.85	0	0	0	1795	0
2.2	Integrated Science Lab	919	6.10	5605.90	0	0	0	919	0
2.3	Lab equipment	919	1.00	919.00	0	0	0	919	0
2.4	Computer Room	768	5.00	3840.00	0	0	0	768	0
2.5	Library	1036	7.00	7252.00	0	0	0	1036	0
2.6	Art and Craft room	1130	5.00	5650.00	0	0	0	1130	0
2.7	Toilet block	495	1.00	495.00	0	0	0	495	0
2.8	Drinking Water facility	170	0.50	85.00	0	0	0	170	0
3	Construction of Residential qtr	91	6.00	546.00	0	0	0	91	0
4	Major Repair	1035		936.20	0	0	0	1035	0
	Total	9068		76688.89	0	0	0	9068	0

PAB Approved 9068 component amounting to Rs. 76688.89 lacs. State has neither incurred expenditure nor shown any progress.

Completion rate= 0

Expenditure rate=0

Table No. 6

Cumulative Approval & Achievements									
S.N O	Compon ents	No. of School covere d	Financial Approval & Expenditure (Rs. In lakh)			Physical			Rem arks
			Unit cost	Amount	Expenditur e	Co mp let ed	In Progre ss	Balance	
1	2	3	4	5	6	7	8	9	10
1	Constru tion of new school one section	40	46.80	1872.00	10895.80			63	
	Constru tion of new school Two section	1214	58.12	70557.68		61	139	1130	
2	Strengt hening of existing Govt schools (2032)								
2.1	Addition al Classroo m	3646		20526.98	0.00			3646	
2.2	Integrat ed Science	1617		10561.7	0.00			1617	

Cumulative Approval & Achievements									
S.N O	Compon ents	No. of School covere d	Financial Approval & Expenditure (Rs. In lakh)			Physical			Rem arks
			Unit cost	Amount	Expenditur e	Co mp let ed	In Progre ss	Balance	
	Lab								
2.3	Lab equipm ent	919		919	0.00			919	
2.4	Comput er Room	1503		7515	0.00			1503	
2.5	Library	1873		13111	0.00			1873	
2.6	Art and Craft room	1990		9950	0.00			1990	
2.7	Toilet Block	969		969	474.00		474	969	
2.8	Drinking water	383		191.50	106.50		213	383	
3	Constru ction of resident ial water	185		1110	0.00			185	
4	Major Repair	1416		2032.20	0.00			1416	
	Total	15755		139316.06	11476.3		826	15694	

Cumulative approval of 15755 component amounting to Rs. 139316.06 lacs . State has completed 61 components and 826 are in progress. The expenditure incurred so far is Rs.11476.3 lacs.

The completion rate=0.4%

Financial achievement= 8%

In progress rate= 5%

Total Outlay as per PAB Minutes= Rs. 139316.06 lacs

Expenditure by the State= Rs. 11476.3 lacs or say Rs. 115.00 lacs

Balance allocation/spill over = Rs.139316.06-11476.30= Rs.127839.8 lacs or say Rs. 1278.00 lacs

State has been able to incur expenditure of Rs. 115 crore only in last three years and is having huge spill over of Rs. 1278 crores. State has not spelled out any strategy or plan for spending the huge spill over and completes the already approved school infrastructure.

State has to decide either formation of In House Engineering Cell or engage any State agency who is capable of taking up school infrastructure spread over in all districts and complete the huge left over school infrastructure at the earliest possible.

It is pertinent to mention that State had engaged SMDC so far who have completed only 61 school building. As per RMSA norms, SMDC can only execute civil works up to Rs. 10 lacs. The civil work costing more than Rs. 10 lacs are to be executed through open tenders and works costing more than 50 lacs are to be implemented through E-procurement.

In normal course, the life of the building is 80-100 years if building is constructed with proper specification after taking effective quality control measures and regular annual maintenance..

The perception of the Tamilnadu regarding life of the building is altogether different and is reproduced below from the page no. 197 of the plan. However analysis of the Govt. school building is very informative and useful.

Since normally, 20 years is considered a good life time for buildings, SEMIS data analyzed with this concern shows the distribution of government, aided and unaided schools classified by the years of their establishment. This shows that there are 688 schools in TamilNadu established at or before the time of India's Independence, 1781 schools between 1945 and 65, 2415 schools between 1965 and 85, and 4174 schools between 1985 and 2005. About 150 new schools are established each year recently. Of these, the schools started before 1985 may have greater needs for attention in terms of infrastructure. By government schools, it is seen that about 6% of schools were started before independence, 29% between 1945-65, 28% between 1965-85 and 32% between 1985-2005,

thus calling attention to about 63% of schools which are more than 20 years of age (Table 3.7.1.1).

The state has to change their perception for good life of building from 20 years to 80-100 years in order to build quality school infrastructure.

Regarding future plans, State team informed that they are likely to get extra funds from the State Govt for construction of 200 new school building approved by PAB in AWP & B 2009-10. The civil work for new school is being done through SMDC. For civil works approved by PAB in AWP & B 2010-11, State has already mooted proposal for engaging PWD for construction of school infrastructure.

State team informed that for PAB Approval in 2011-12, state is likely to engage PWD for execution of civil work. The process for procurement of civil work will be as per financial manual and framework of RMSA.

State team has not been able to contemplate the likely date for completion of spill over works.

MHRD RELEASES

Table No. 7

Year of approval	Revised Outlay	GOI share due	Releases				TOTAL Releases	Balance
			2009-10	2010-11	2011-12	2012-13		
2009-10	11624.00	8718.00	4424.00	4424.00	0.00	0.00	8848.00	-130.00
2010-11	49920.53	37440.40		0.00	2391.06	9500.00	11891.06	25549.34
2011-12	76688.89	57516.67			0.00	0.00	0.00	57516.67
TOTAL	138233	103675	4424.00	4424.00	2391.06	9500.00	20739.06	82936.01

Outlay approved = Rs. 138233.00 lacs

GOI Share= Rs.103675.00 lacs

Releases= Rs.20739.06 lacs

Committed Liabilities= 82936.01 lacs

Expenditure by State= Rs.11476.3 lacs

GOI funds with the State are more than Rs. 92 crores

RMSA:-Proposal for 2013-14

Table no. 8

S. No	Component	Phy	Unit Cost	Amount	Remarks
1	Strengthening of existing school (956)				
1.1	Additional Classroom	1761	8.70	15320.7	Recommended
1.2	Integrated Science Lab	956	15.89	15190.84	Recommended
1.3	Lab equipment	0	0.00	0.00	
1.4	Computer room	417	8.70	3627.9	Recommended
1.5	Library	751	8.70	6533.7	Recommended
1.6	Art & Craft room	0	0.00	0.00	
1.7	Toilet Block	1554	3.65	0.00	Not recommend
1.8	Water facility	137	1.78	0.00	Not recommend
	Total	5576		40673.14	

State has prepared unit cost of some of the items as above.

State has prepared design drawings which are as per MHRD guidelines for ACR, Computer rooms and library rooms whereas the design drawing for integrated science lab is almost in accordance with IS 8827 Code publish by BIS.

The unit cost worked out by State is as per SOR and accordingly these are recommended.

The designs drawing for toilet, water facility are neither as per RMSA Norms nor as per NBC and the unit cost is not recommended. State team has been advised to prepared design drawing and estimation as per RMSA Framework/as per NBC.

State has been able to incur Rs.115 crores in last three years and has huge spill over of Rs. 1278 crores for which school infrastructure is yet to start. The delay in implementing school infrastructure is escalating the unit cost. In addition, State has now proposed 956 schools for strengthening amounting to more than Rs.400 crores. Hence appraisal team place the proposal of civil work for AWP & B 2013-14 for consideration of the PAB.

Appraisal teams do not recommend Toilet block, Water facilities for 956 schools for strengthening for the reasons mention above.

C-9 Quality

C.9.1 Teachers Recruitment

1. Proposal: Salary for Staff of new schools sanctioned in previous years (2009-2013)

The state has requested for Rs. 33272.96 lakhs to meet out the salary of teaching and non-teaching staff. The details are in the given table.

Staff for new schools sanctioned in previous years (2009-2013)				
Sl. No	Subject Teachers	Unit Cost	Physical	Total
1	Subject teacher	3.85	7358	28328.3
2	Lab Attendant	2.115	1254	2652.21
3	Office Assistant	2.175	1054	2292.45
	Total		9666	33272.96

PABs have approved teaching and non-teaching staff

Teacher Recruitment in New Schools under RMSA

Year	Total Number of New Schools Approved by the PAB	Total Number of Teachers sanctioned for schools sanctioned in PAB)	Lab Attendant	Office Assistant
2009-10	200	1400	200	
2010-11	344	2408	344	344
2011-12	710	3550	710	710
2012-13	0	0	0	0
Total	1254	7358	1254	1054

Progress in 2012-13:-The state has shown the financial expenditure in the costing sheet on teaching and non-teaching staff of New Schools under RMSA. The details are in the given table

Progress Review of 2012-13						
		Approval		Tentative Exp till 31st March 2013		
Sl. No	Staffs	Phy	Fin	Phy	Fin in lakhs	% Fin
1	Subject teacher	7902	39668	5940	29819	75.171
2	Lab Attendant	1254	2652.21	799	1689.9	63.716
3	Office Assistant	1054	2292.45	1054	2292.5	100
	Total	10210	44613	7793	33801	75.766

Observation:

The state representative has provided number of total recruited teachers with their Adhar ID and PAN Card Number and at the same time it has also duly certified; and the hard copy of this letter enclosed in the appraisal note.

Status of Recruited Subject Teachers, Lab Attendant and Office Assistants

Status of Recruited Subject Teachers and Non-Teaching Staff

Details	Total Posts Approved by the PAB	Filled till March 2013	These posts will be filled up before September 2013
Subject Teachers for new schools	7358	5940	1418
Lab Attendant	1254	1254	0
Office Assistants	1045	771	183

In 2011-12, the PAB has approved 710 New/Upgraded schools with 3550 subject teachers, 710 lab Attendant and 710 Office Assistant. As per U-DISE 2012-13, the state has changed the location of 234 New/Upgraded schools. In these 234

schools there are 1170 subject teachers, 234 lab Attendant and 234 Office Assistant.

Recruitment

- No. of working subject teacher in functional new / upgraded 1254 schools are – 4770 (5940-1170) teachers
- No. of Lab Attendant in functional new / upgraded 1254 schools are - 1020 (1254-234) Lab Attendant
- No. of Office Assistants in functional new / upgraded 1254 schools are -537 (771-234) Office Assistants

Salary required

- 4770 subject teachers of new schools required 12 months' salary.
- 1418 subject teachers salary will be considered for 6 months. The state will furnish official documentary evidences of recruitment, Adhar ID and PAN Card Number of recruited teachers.
- 1020 Lab Attendant of new schools required 12 months' salary.
- 537 Office Assistant of new schools required 12 months' salary.
- 183 Office Assistant salary will be considered for 6 months. The state will furnish official documentary evidences of recruitment, Adhar ID and PAN Card Number of recruited teachers.

PAB Decision

The PAB will take the decision for the salary of the following teaching and non-teaching staff:

- 1170 subject teachers, 234 lab Attendant and 234 Office Assistant. If the PAB gives permission for location change to 234 New/Upgraded schools than the salary of 1170 subject teachers, 234 lab Attendant and 234 Office Assistant will be given for 12 months.

Existing Salary Structure of Teaching Staff in the State

Existing Salary Structure of Teachers

Direct Recruitment	Through Promotion
Pay Scale:9300-34,800, G.P 4600 D.A 80%	Pay Scale:9300-34,800, G.P 4600 D.A 80%
Initial Salary: 25,900 Average:26,500 Including D.A raise	Initial Salary: 25,900 Highest salary:28,300 Average:27,300 Including D.A raise
Average salary:26,500	Average salary:27,300

The state expects starting cost in the Pay Band i.e average salary for the subject teachers @ Rs.26500/month.

Existing Salary Structure of Non-Teaching Staff in the State

LAB Asst. and Junior Asst. salary details (Same scale)

Direct Recruitment	Through Promotion
Pay Scale:5200-20,000, G.P 2400 D.A 80%	Pay Scale:5200-20,000, G.P 2400 D.A 80%
Initial Salary: 14,140 Year End: 15,200	Initial Salary: 14,140 Year End: 17,300
Average salary:15,000	Average salary:16,500

In the state the Pay Band for LAB Asst. and Junior Asst is one and the same and the state expects starting cost in the Pay Band i.e average salary for the LAB Asst. and Junior Asst @ Rs.15000/month

Recommendation

The appraisal team recommends:

- 5940 subject teachers of new schools required 12 months' salary @ Rs.26500/month
- 1254 Lab Attendant of new schools required 12 months' salary @ Rs.15000/month

- 771 Office Assistant of new schools required 12 months' salary @ Rs.15000/month
- 1418 subject teacher's salary will be considered for 6 months @ Rs.26500/month . The state will furnish official documentary evidences of recruitment, Adhar ID and PAN Card Number of recruited teachers.
- 183 Office Assistant salary will be considered for 6 months @ Rs.15000/month. The state will furnish official documentary evidences of recruitment, Adhar ID and PAN Card Number of recruited teachers.

2. Proposal: Salary for 6752 additional teachers of 5665 existing secondary schools

-The state has requested for Rs. 25995.2 lakhs to meet out the salary of 6752 additional teachers for 12 months. The detail is in the given table.

Additional Teachers				
Sl. No	Staffs	Unit Cost	Phy	Fin in Lakhs
1	Subject teacher	3.85	6752	25995.2

Progress in 2012-13:-The state has shown the financial expenditure on additional teachers in the costing sheet. The details are in the given table.

Progress Review of 2012-13						
		Approval		Tentative Exp till 31st March 2013		
Sl. No	Staffs	Phy	Fin	Phy	Fin	% Fin
2	Subject teacher	6752	33895	4393	22053	65.062

Observations:-In the above table the state has shown 65.06% expenditure on 6752 additional teachers but in the proposal (costing sheet) the state has requested salary for 12 months. As per the proposal, recruitment status of additional teachers is in the given table.

Status of Recruitment of Additional Teachers

Details	Sanctioned post	Filled till March 2013	Filled before September 2013
Additional teachers in existing schools	6752	3654	3105

Recruitment

- No. of working Additional subject teacher in existing schools are -3654
- 3105 additional teachers will be recruited in before September, 2013

Recommendation

The appraisal team recommends:

- 3654 additional teachers required 12 months salary @ Rs. 26500 / teacher/month.
- 3105 subject teacher's salary will be considered for 6 months @ Rs. 26500 / teacher/month. The state will furnish official documentary evidences of recruitment, Adhar ID and PAN Card Number of recruited teachers. (6 months)

3. Proposal: Salary for 4393 additional Lab Attendant for existing secondary schools

-The state has requested for Rs. 9291.195 lakhs to meet out the salary of 4393 additional Lab Attendant for 12 months @ Rs. 17625/month/person. The detail is in the given table.

Additional Lab Attendant				
Sl. No	Staffs	Unit Cost	Phy	Fin in Lakhs
1	Lab Attendant	2.115	4393	9291.195

Progress in 2012-13:-The state has shown the financial expenditure on additional lab Attendant in the costing sheet. The details are in the given table.

Progress Review of 2012-13						
		Approval		Tentative Exp till 31st March 2013		
Sl. No	Staffs	Phy	Fin	Phy	Fin	% Fin
2	lab Attendant	4393	9291.2	0	0	0

Status of Recruitment of Additional lab Attendant in the Existing Schools

Status of Recruitment of Additional lab Attendant

Post Name	Sanctioned post	Filled till March 2013	Filled before September 2013
Lab Asst.	4393	0	Recruitment process is in progress

Observation

The 14th PAB has approved 4393 lab Attendant to the existing schools.

Recommendation

4393 lab Attendant salary will be considered for 6 months @ Rs. 15000/person/month. The state will furnish official documentary evidences of recruitment, Adhar ID and PAN Card Number of recruited teachers.

4. Proposal: Salary for 1764 additional Office Assistant for existing secondary schools

The state has requested for Rs. 3836.7lakhs to meet out the salary of 1764 Office Assistant for 12 months @ Rs. 18125/month/person. The detail is in the given table.

Additional Office Assistant				
Sl. No	Staffs	Unit Cost	Phy	Fin in Lakhs
1	Office Assistant	2.175	1764	3836.7

Progress in 2012-13:-The state has shown the financial expenditure on additional Office Assistant in the costing sheet. The details are in the given table.

Progress Review of 2012-13						
		Approval		Tentative Exp till 31st March 2013		
Sl. No	Staffs	Phy	Fin	Phy	Fin	% Fin
1	Office Assistant	1764	3730.86	0	0	0

Status of Recruitment of Additional Office Assistant in the Existing Schools

Status of Recruitment of Additional Office Assistant

Post Name	Sanctioned post	Filled till March 2013	Filled before September 2013
Office Assistant	1764	441	1323 Recruitment through TNPC

Observation

The 14th PAB has approved 1764 Office Assistant to the existing schools.

Recommendation

The appraisal team recommends:

- 441 Additional Office Assistant to the existing schools required 12 months' salary @ Rs.15000/month
- 1323 Office Assistant salary will be considered for 6 months @ Rs. 15000/person/month. The state will furnish official documentary evidences of recruitment, Adhar ID and PAN Card Number of recruited teachers.

C.9.2. Teachers Training

Under RMSA

1. Proposal: In-service Teachers Training

The state has proposed 35555 teacher's in-service training @ Rs. 300/day/teacher for 05 days in the financial year 2013-14.

Number of Secondary School Teachers in U-DISE-2012-13

Table-1

Number of Schools and Teachers as per U-DISE-2012-13

Sl.No.	Govt. Secondary Schools				Govt. Aided Secondary Schools				Total Govt. and Aided Schools	Total Teacher of Govt. and Aided Schools
	No. of Schools	In-position Regular Teacher	Para teachers	Total Teacher	No. of Schools	In-position Regular Teacher	Para teachers	Total Teacher		
	5665	35519	805	36324	1733	12295	1226	13521	7398	49845

In the state average per school (Govt. and Aided Secondary School) are 6.74 teachers. It is 6.42 teachers in Govt. Secondary School and 7.81 teachers in Aided Secondary School.

Issue of Untrained Teachers in Tamil Nadu

As per U-DISE 2013-14, 0.92% teachers of Govt. secondary schools are untrained (without B. Ed or M. Ed degrees).

Table-2

- Qualification of Secondary School Teachers

Teacher Qualification							
B.Ed. or equivalent	M. Ed. or equivalent	Bachelor of Elementary Education	Diploma/certificate in BTT of >= 2 years	Diploma/degree in special	Others	None	Total

	nt	(B.El. Ed.)		education			
27310 (75.18%)	5313 (14.63%)	518 (1.43%)	1183 (3.26%)	715 (1.97%)	1054 (2.91%)	331 (0.92%)	3632 4

In the state 89.81% teachers are qualified. Out of the total 75.18% teachers have B. Ed degree and 14.63% teachers are M. Ed degree holder. The distribution of subject-wise teachers is in the given table.

Distribution of Subject Teachers in Tamil Nadu

As per U-DISE 2012-13, the distribution of subject teachers in the state is in the given table.

Table-3
Distribution of Subject Teachers in Tamil Nadu

Count of Schcd	Mathematics	Science	Social Science	Languages	Computer Science/Education	Arts/Music	Sports/Health & Physical Education	Other/Only up-to State Level	All Subject	No Response	Grand Total
2012-13	7812	9679	3165	10263	394	1000	1578	542	1870	21	36324
%	21.51	26.65	8.71	28.25	1.08	2.75	4.34	1.49	5.15	0.06	100.00

*Note:-

1. Mathematics
2. Environment Studies, Science, Biology, Chemistry, Physics, Physics Science, Social Science, Biological Science
3. Social Studies, Business Studies, Economics, Geography, History, Home Science, Philosophy, Political Science, Psychology
4. Languages, Regional Languages, English, Hindi, Sanskrit, Other Languages, Foreign Language, Sociology, Urdu
5. Computer Education
6. Music, Engineering Drawing, Fine arts, Art Education, Work Education
7. Sports, Health & Physical Education

8. Other, Dance, Accountancy, Agriculture
9. All Subject
- 10.No Response

National Curriculum Framework 2005

The state is in the process of revising state syllabus and textbooks as per NCF-2005.

Teachers Recruitment Policy

In the proposed intervention, the state should reflect “Teachers Recruitment Policy” because age structure, service tenure, experiences, etc. are associated with it. In the state 27% secondary school teachers come through promotion from upper primary school teacher and 73% teachers are recruited through ‘Competitive Examination’. Now teachers come through two different processes. Therefore, accordingly needs to formulate in-service teachers training strategies.

Teachers Training Institutional Strength

Table-4

S. No	Teacher Training Institutions	
1	IASE	1
2	CTE	18
3	DIET	30
4	SCERT	1
5	SIEMAT	1
6	Others	6
	Total	57

Training Modules

The state has developed teachers training modules for all subjects. But NCERT has developed the following training modules:

- In-service Teacher Professional Development at Secondary Stage: Generic Concern
- In-service Teacher Professional Development at Secondary Stage: Generic Concern: Training Package in Mathematics
- In-service Teacher Professional Development at Secondary Stage: Generic Concern: Training Package in Science

The state may borrow the above modules from NCERT for needful and effective in-service training.

Progress in 2009-10, 2010-11, 2011-12 & 2012-13

Since the inception of RMSA, the MHRD, GOI has approved 138593 teachers for in-service training but the state has provided training only to 42232 (30.47%) teachers.

Table-5
Progress of In-service Training of Subject-Teachers in Tamil Nadu

Years	PAB Approved training	In-service	In-service completed	Training completed in %
2009-10	15000		0	
2010-11	29162		0	
2011-12	65255		30404	
2012-13	29176		11828	
Total	138593		42232	30.47

Source: Data provided by the State

Rationale of the Proposed Intervention-2013-14

The state has organized a 'Need Assessment Workshop (NAW) at SIEMAT and SCERT in order to identify the needs of in-service teacher training. To estimate the training needs of subject teachers and the heads of institutions various meetings were organized by SCERT and the details are in annexure-1:

Teachers of five subjects (Tamil, English, Mathematics, Science and Social Science) working in Government, Aided High and Higher Secondary Schools handling IX and X classes from all over the State attended the Workshop. In each subject the following areas were focused

- NCF 2005;
- State Curriculum and Syllabus;
- Textbooks;
- Model Question Papers, Examinations and other Evaluation Techniques;
- Modules prepared for the training conducted in 2011-12; and
- Feedback from the training conducted in 2011-12

The subject teachers have identified the hard spots and gray areas in their respective subjects for in-service training. The state has provided institutional arrangement for in-service training.

Training calendar: The state has prepared Perspective Plan (as given in the table) for in-service training

Table-6
Cyclic Training Approach

Academic year	Group of subjects	Coverage of teachers in percentage	Training coverage in each year %	Other areas for coverage
2013-14	English and maths	English (23.7%) and maths ((14.8 %))	38.5	Guidance and counselling Adolescence education. school health programme
2014-15	Tamil and science	Tamil(14.4%) Physical Science(5.41%) Biological Science (2.97%)	22.42	Dyslexia and learning disability, autism, special education
2015-16	Social science History and geography	History(17.2) and Geography(18.2)	35.4	Disaster management and habitat learning
Total			100	

As per the above table in the first, second and third academic years 38.5 percent, 22.42 percent and 35.4 percent teachers shall be covered for training. The proposed approach can be timely manageable with effective outputs. Simultaneously, this approach will be cost effective.

Observation

- The progress of in-service training is slow only 30.47% against the approval. The state has consistently been imparting in-service training to the subject teachers. The objective of in-service training is to improve quality of teaching-learning process and it will help to increase GER, NER and retention, to reduce dropout; and to increase the girl's participation in secondary education.
- As per DISE-2013-14, 89.81% teachers of Government Secondary Schools have teaching degrees (B. Ed or M. Ed); out of which 75.18% subject teachers having B. Ed degree and 14.63% subject teacher have M. Ed degree. In the state 27% secondary school teachers come through promotion from upper primary school teacher and 73% teachers are recruited through 'Competitive Examination'.

Recommendation

The MHRD/RMSA has approved 29176 subject teachers for in-service training in 2012-13 but the state has imparted training 11828 teachers. In view of progress the team recommends in-service training 20000 subject teachers' in-service training @ Rs. 300/day/teacher for 05 days in the financial year 2013-14.

2. Proposal: Management Training of Headmaster/Principal

The state has proposed for 1892 headmaster's management training on soft skill @ Rs. 30,000/headmaster/principal.

Rationale of the Proposed Intervention

The Financial Management and Procurement Manual has been translated into Tamil and distributed to all the Government and local body High & Higher Secondary Schools in the State. The Heads have been instructed to adhere to the guidelines issued in the Manual for Financial Management and Procurement. A Workshop on strategies to enhance better academic results in the Board Examinations was held on 25.07.2012 and 26.07.2012 at SIEMAT. Headmasters of selected school in all 32 districts attended the Workshop. The Workshop was a joint venture with NCERT, New Delhi.

The development of school principals are matters of great importance for all school systems because effective educational leadership is vital to bringing about improvements in those activities that foster the provision of education and student learning. The principal is not just administrative personnel. Rather the role of the principal goes beyond that of mere administrative duties. S/He is a bridge between the teachers, the children and the community making her / his role extremely critical for the functioning of the school. Over the years the role and responsibilities of the principals has intensified.

Progress in 2011-12 & 2012-13

The PAB-2011-12 has approved management training of 5675 schools heads at a cost of Rs. 30,000/head from IIM Bangalore and the PAB approved Rs. 1702.50 lakhs and in the same PAB annual school grant was given to 5675 schools and in 2012-13 annual school grants approved to 5670 schools. In the AWP & B-2013-14, the state has requested annual school grants for 5678 schools. The preceding facts and figure show that principals of all secondary schools imparted management training.

Discrepancies in Progress of Management Training of Headmasters/Principals

With reference letter No. R. C. 799/A2/RMSA/2012, dated March 22, 2013, the state has provided management training to 915 headmasters. During the appraisal, the state has provided supplementary materials and according to this material, the progress of training is in the given table.

Table-7

Sl. No.	Name of the Institution	No. of Batches conducted	Total No. of Headmasters participated
1.	Indian Institute of Management – Bangalore	2 Batches	90
2.	Indian Institute of Technology – Madras	2 Batches	80
3.	Bharathidasan Institute of Management – Trichy	4 Batches	180
4.	SRM University – Trichy	4 Batches	180
5.	Thiyagarajar School of Management – Madurai	2 Batches	100
Total			630

As per the PAB minute of 2011-12, the management training of 5675 schools heads at a cost of Rs. 30,000/head should be from IIM Bangalore but the state has provided only 90 principals' management training from IIM Bangalore.

Observation

The state has provided management training to 630 headmasters but the state did not analyze its impact in the school management.

The state representative assured that in the current financial year 2013-14, the state would provide management training to the headmasters from Anna Management Institute and IIT Chennai, Tamil Nadu;

The state has proposed 1892 headmaster's management training @ .Rs. 30,000/headmaster from IIM. But the state representative communicated that 750 headmaster's management training shall be imparted in the current financial year 2013-14 @ Rs. 10000/headmaster from Anna Management Institute and IIT Chennai, Tamil Nadu

Recommendation

The appraisal team recommends management training but routed to NEUPA. The management training will be imparted by NEUPA under UKIERI programme. NEUPA has provided the proposal. It is in the given table.

NATIONAL CENTRE FOR SCHOOL LEADERSHIP
WORK PLAN 2013-14 UKIERI (Training
Programmes/Workshops/Conferences)Tamilnadu

<i>S.N o.</i>	<i>Title of the Program me</i>	<i>Objectives of the Programme</i>	<i>Date and Venu e</i>	<i>Participants/ Target Groups</i>	<i>Budget Estimate s</i>	<i>Expected Outcomes</i>	<i>Name of the Program me Director /Co- ordinato r</i>
1.	Field Workshop at Chennai	1. Field Workshop and Intensive	10-13 th June, Venu	Key professional institutions and nodal	Local TA to participants,	1. Validation of existing content 2. Identificatio	Dr. Rashmi Diwan

S.N o.	Title of the Programme	Objectives of the Programme	Date and Venue	Participants/ Target Groups	Budget Estimates	Expected Outcomes	Name of the Programme Director /Co-ordinator
		<p>work on Existing Content and Material, contextualization and translation</p> <p>2. Working from the output of the National content review, contextualizing, validating content, identifying gaps, identifying case studies, linking to the online portal design</p> <p>3. Auditing existing online content from IGNOU,</p>	<p>16.05.2018 Chennai</p>	<p>officers, Lead State officer plus 2 Principals, NCTL Lodi, Spokey Wheeler and Kavita Anand, NUEPA lead plus content and online experts</p>	<p>lunch and snacks for at least 50 participants conference Hall room charges, TA/DA for NUEPA staff (minimum 2), Printing, photocopy, contingency expenses</p> <p>Total: Rs. 8 lacs</p>	<p>3. Definition requirement of new content needed for all modules against the National Leadership Standards</p> <p>4. Identification of case studies</p> <p>5. Recommendations for placement of content in online portal</p> <p>6. Contextualized and translated draft material in respective state language, team of trainers and developers formed who would further lead the program in</p>	

S.No.	Title of the Programme	Objectives of the Programme	Date and Venue	Participants/Target Groups	Budget Estimates	Expected Outcomes	Name of the Programme Director /Coordinator
		National College, NUEPA and TESS India against the school leadership standards				the respective states Elementary Heads of Schools = 10 Secondary Heads of Schools = 10 P.I. Experts = 10 BEO/DEO/BRC/ CRC = 20 2 Translators	
7.	Delivering a 5day training programme including accreditation to 40 lead-trainers and facilitators in Chennai	Train first Cohort of 40 trainers in Chennai	October Venue: Chennai	40 Trainers, and NCTL team members = 10 with the identified professional institutes	TA/DA for NCSL Staff Boarding and Lodging for 5 days Venue Snacks and Lunch for 5 days Total Rs.10,00,000	All trainers trained to quality standard and accredited to deliver IPSP	Dr. Rashmi Diwan

S.No.	Title of the Programme	Objectives of the Programme	Date and Venue	Participants/Target Groups	Budget Estimates	Expected Outcomes	Name of the Programme Director /Co-ordinator
11.	Launch Conference of the Induction Programme for School Principals in Tamil Nadu	<ul style="list-style-type: none"> To launch the IPSP Programmes Review and feedback on the Training Workshop 	January 2014 Venue: Chennai	State Ministers, NCSL Faculty, NCTL Team, National Experts, Heads of Schools	TA/DA and Boarding and Lodging for 600 participants in Tamil Nadu TA and Boarding and Lodging for 15 Faculty and Team Venue Food Total: Rs. 26 Lakhs	Secondary Heads of School = 540 Elementary Heads of School = 60	Dr. Rashmi Diwan
12.	Three Day Cluster-Based Capacity Building of Heads of Schools in Tamil Nadu	To help build leadership capacities of Heads of Schools	January 2014	NCTL and NCSL faculty team, Master Trainers, Heads of Schools	TA/Local Conveyance Lunch/Snacks @Rs.50,000 per cluster workshop Total:	Training of 30 clusters (20 Heads of Schools in one cluster) Secondary - Heads of School = 540 Elementary - Heads of	Dr. Rashmi Diwan

S.No.	Title of the Programme	Objectives of the Programme	Date and Venue	Participants/Target Groups	Budget Estimates	Expected Outcomes	Name of the Programme Director/Coordinator
					Rs. 15 Lakhs	School = 60	
	TOTAL COST (Tamilnadu)				Rs. 59 lakhs		

The proposed amount Rs. 59 lakhs shall be given to the state for the UKIERI programme

3. Proposal: Induction Training

The state has proposed induction training for 6752 subject teachers @ Rs. 300/day/teacher for 10 days in the financial year 2013-14.

Status of Teachers of New/Upgraded Schools and Additional Teachers in Existing Schools

Teachers in New/Upgraded Schools

Table-8

PABs Approved Teachers to New/Upgraded Schools

Years	Total Number of New Schools Approved by the PABs	Total Number of Teachers sanctioned for schools sanctioned by the PABs	Norms of Teachers	Total Number of Teachers sanctioned (State Information)	Remarks
2009-	200	1600	(7+1)/school	1400	The state

10					informed that
2010-11	344	2752	(7+1)/school	2408	HMs are in-position from the state Govt. sanctioned post
2011-12	710	3550	5 subject teacher; no HM	3550	0
2012-13	0			0	0
	1254	7902		7358	10.12

The state representative has communicated that out of 7358 subject teachers in 1254 new/upgraded secondary schools only 5940 subject teachers are in-position and remaining 1418 teachers will filled up in September 2013. As the detail has given in the table.

Table-9
Status of Recruitment of Subject Teachers in New/Upgraded Schools

Details	Total Post Approved	Filled Till March 2013	Filled During March-Sep 2013
Subject Teachers For Existing School	7358	5940	1418

Additional Teachers in Existing Schools

The 14th PAB has approved 6752 additional teachers to 4393 existing Govt. Secondary Schools. In the same PAB, 4393 lab Attendant and 1764 Junior Assistants for existing Govt. Secondary Schools have also approved. The recruitment status of 6752 additional teachers to 4393 existing Govt. Secondary Schools is in the given table.

Table-10
Status of Recruitment of Additional Teachers

Details	Sanctioned post	Filled till March 2013	Filled before September 2013
Additional teachers in existing schools	6752	3654	3105

Progress 2011-12 & 2012-13

The PAB-2011-12 has approved induction training to 6000 teachers and again 5151 teacher's induction training sanctioned in 2012-13. In both the financial year the MHRD has sanctioned 11151 teachers' induction training.

The state has imparted induction training to 8217 teachers. The state has given the detail progress in the given table.

Table-11

No. of teachers imparted training from 1st April 2012 to 31st March 5, 2013

Name of the Training	PAB Approval in 2012-13	Fund Approval	Coverage	% of Physical Coverage
Induction Training	5151	154.53	5151	100

Observation

- The state has recruited 9594 subject teachers (5940 teachers in New/Upgraded Schools + 3654 Additional Teachers); and
- 4523 subject teacher (1418 teachers in New/Upgraded Schools + 3105 Additional Teachers) will be recruited in September 2013.

Recommendation

- The MHRD/RMSA has provided 14110 subject teachers (7358 teachers in New/Upgraded Schools + 6752 Additional Teachers) to the state. The state has recruited 9594 subject teachers and remaining 4523 subject teacher will be recruited in September 2013.
- The MHRD/RMSA has approved induction training to 5151subject teachers in 2012-13 and the state has imparted the induction training to 5151 5151subject teachers (AWP & B 2013-14, Costing sheet).
- Now 4443 (9594-5151) subject teachers require induction training. The appraisal team recommends 4443 subject teachers for induction training @ Rs. 300/day/teacher for 10 days in the financial year 2013-14.

4. Proposal: Key Resource Persons Training

The state has proposed the training of 640 Key Resource Persons (KRPs) @ Rs. 1500/KRP for 5 days training in the current financial year.

Observation

The question is that who should train as KRPs? Whether they will train at district or state level? What should be the selection procedure for the KRPs? There is a wide spectrum of subjects at secondary level of education. As per the needs of districts, the state should prepare plan for the training of KRPs. The state should fix criteria for the selection of a person/scholar to train him/her as KRPs. It seems to us that knowledge, skills; attitude and versatile on NCF-2005 should be the important criteria for the selection of KRPs.

Even the state has not provided specifically of the training calendar and name of the training institutions. Who will be trained to the KRPs? What will be the duty and responsibility of KRPs?

Recommendation

There are 30 districts in the state. The appraisal team has considered (@ 1 KRP/subject/district for 5 subjects' viz. Mathematics, Science, English, Hindi/regional language and Social Studies. The appraisal team has recommended 150 KRPs @ 5 MRPs/district @ Rs. 1500/MRP for 5 days.

5. Proposal: Training of Master Resource Person (MRP)

The state has proposed training for 1600 MRPs @ Rs. 1500/MRP for 5 days in the financial year 2013-14.

Observation

The question is that who should train as MRPs? Whether they will train at district or state level? What should be the selection procedure for the MRPs? There is a wide spectrum of subjects at secondary level of education. As per the needs of districts, the state should prepare plan for the training of MRPs. The state should fix criteria for the selection of a person/scholar to train him/her as MRPs. It seems to us that knowledge, skills; attitude and versatile on NCF-2005 should be the important criteria for the selection of MRPs.

Even the state has not provided specifically of the training calendar and name of the training institutions. Who will be trained to the MRPs? What will be the duty and responsibility of MRPs?

Recommendation

There are 30 districts in the state. The appraisal team has considered (@ 5 MRP/subject/district for 5 subjects' viz. Mathematics, Science, English, Hindi/regional language and Social Studies. The appraisal team has recommended 750 MRPs @ 25 MRPs/district @ Rs. 1500/MRP for 5 days.

6. Proposal: Module Preparation workshop for 5 subjects by subject experts groups 20 resource persons per subject

The state has requested the cost of 100 participants @ Rs. 1500/teacher for workshop to prepare teachers training modules in the current financial year

Recommendation

The state has prepared teachers training modules for all subjects. As per need based assessment during the in-service and induction training, the state could supplement new materials to the existing training modules from the approved fund of in-service and induction training. If more training materials require then use the following training modules prepared by NCERT.

- In-service Teacher Professional Development at Secondary Stage: Generic Concern
- In-service Teacher Professional Development at Secondary Stage: Generic Concern: Training Package in Mathematics
- In-service Teacher Professional Development at Secondary Stage: Generic Concern: Training Package in Science

The above modules are available at RMSA-TSG and NCERT. The state may get Xerox copies free of cost

Therefore, the appraisal team could not recommend financial support for module preparation.

7. Proposal: Module typeset and design for 5 subject

The state has requested Rs. 1 lakh for typeset and design for 5 subjects' training modules @ Rs. 20000/subject

Comment

The preparation of training modules has not recommended. Therefore, the question for typing and designing do not arise. Hence it has not recommended.

8. Proposal: 5 days Training for the Physical Education Teachers - exclusively one day for Chess training

The state has proposed 5695 Physical Education Teachers training @ Rs. 300/day/teacher for 05 days in the financial year 2013-14.

Recommendation

The proposed intervention is the part of in-service training. Therefore, it could not be recommended separately.

9. Proposal: Heritage Craft Training for Art and Craft teachers

The state has proposed 5695 Art and Craft teachers training @ Rs. 300/day/teacher for 05 days in the financial year 2013-14

Recommendation

The proposed intervention is the part of in-service training. Therefore, it could not be recommended separately.

10. Proposal: Training for Arts & Music Teachers

The state has proposed 807 Arts & Music Teachers training @ Rs. 300/day/teacher for 05 days in the financial year 2013-14

Recommendation

The proposed intervention is the part of in-service training. Therefore, it could not be recommended separately.

C.9.3. Other QUALITY Interventions

1. Proposal: Excursion trip for students within the State

In the financial year 2013-14 the state has proposed excursion trip of 534299 students of class IX within the state @ Rs. 200/ student.

Rationale

School excursions provide students hands on experience all that they have learnt in the class. Excursions are part of quality teaching and learning programs because they deliver the teaching content through experiences that are not available in the school. School excursions vary in terms of the curriculum focus, the students involved, the duration of the excursion and the excursion venue(s)..

- The opportunity for experiential learning as a contrast to classroom learning.
- The opportunity to broaden the social experience of the students
- The opportunity to link the experience with the curriculum so that learning becomes holistic
- This also provides the child the opportunity to experience the art, craft and culture of the place of visit

Excursion Management Plan: At the District and State Level

- The District Education Department should be actively involved in the Planning, coordination and the implementation of the tours.
- The District Office would have to designate two officers who would be in-charge of the tours. These officers would have the responsibility to organize, monitor the tours as well collect and collate the reports that would be coming from the schools.
- The schools are required to submit their plan for the year to the District Office. This Plan should not only have details of the logistics but also plans of how each tour would have an impact on the learning of the child.
- A risk assessment is to be conducted and a risk management plan developed by the District office.
- Detailed plans academic, on logistic, administrative, risk management and finance should be collated by the State Education Department based on the district and school plans. These plans should be a part of the State Annual Work Plan & Budget.

At the level of the School

Assessing students' interests: The Planning for study tours would begin with the assessment of students' interests. The students should be encouraged to choose the topics from their textbooks that they would like to explore beyond their classroom. The teachers would have to take those choices into account and the activities would have to be designed to suit the different interests and the topics that the children chose.

Recommendation

The appraisal team appreciates the proposed intervention but could not recommend due to limited fund availability.

2. Proposal: Study tour for students outside the State

The state has proposed study tour of 20190 students outside the State @ Rs. 20000/student.

Recommendation

Due to limited fund availability, the proposed intervention could not be recommended.

3. Proposal: Excursion trip for teachers within the State

The state has proposed study tour of 16000 teachers within the State @ Rs. 200/teacher.

Recommendation

Due to limited fund availability, the proposed intervention could not be recommended.

4. Proposal: Excursion trip for teachers outside the State

The state has proposed study tour of 4200 teacher outside the State @ Rs. 200/teacher.

Recommendation

Due to limited fund availability, the proposed intervention could not be recommended.

5. Proposal: Science exhibition at district level

The state has proposed 32 Science Exhibitions at district level @ Rs. 1 lakh/Science Exhibitions in the financial year 2013-14

Objectives

- To provide a forum to nurture science and inventive interest from the surrounding environment and connecting new ideas to their existing ideas from materials and activities;
- To explore and encourage scientific and technological talent and creative thinking among children and inculcate in them a sense of pride in their talent;
- To develop an understanding about the role of science and technology to meet the needs of the society;
- To analyze how science and technology have affected individuals, cultures and societies;
- To motivate the youth that science and technology are instrument for achieving self-reliance in socio-economic development; and
- To encourage them as an architect of the nation and visualize future of the nation;

To meet the above objectives, the Science Exhibition could be organized under the following tentative themes.

Themes for Science Exhibition

- Environmental issues: causes and consequences of climatic change;
- Biodiversity: Conservation and Sustenance
- Life science in human welfare;
- Alternative energy (green energy or bio-fuel) as a substitute of hydrocarbon energy;
- Information and Communication Technology; and
- Mathematics-physical science and Sports;

Comment/Recommendation

NCERT will conduct Science exhibition in the state. Therefore, it could not be recommended.

6. Proposal: Book Fair at District Level

The state has proposed 32 book fair at district level @ Rs. 1 lakh/book fair in the financial year 2013-14.

Rationale of the Proposed Intervention

Book fair is an event to develop a culture of reading among school going students and to avail for them an exposure to all kinds of book and enhancing the process of learning. The purpose of book fair is to reinforce the formal education and offer school students exposure to various kinds of knowledge and experiences through different kinds of books. It is often a great way to pick up a wide assortment of books at reasonable prices, and book fairs sometimes provide opportunities to meet authors, people with similar interests, and publishers.

Objectives

- To promote long-life learning, intellectual development and self-improving as major factors of social integration.
- To develop a culture of reading habits among school going students.
- To provide platform for exposure of varieties of book for the students at their district.
- To inculcate in the students a sense of joy and spirit in learning

Recommendation

The appraisal team recommends 32 book fair at district level @ Rs. 1 lakh/book fair in the financial year 2013-14.

7. Proposal: EDUSAT for Schools in The Remote Corners (Newly Upgraded Schools)

The state has requested for Rs. 1500 lakhs for 200 Newly Upgraded Schools for EDUSAT @ Rs. 7.50 lakhs/school in the current financial year 2013-14.

Rationale of the Proposed Intervention

In the AWP & B 2013-14 (p-371-76) the state has stated that ViCTERS (Virtual Classroom Technology on Edusat for Rural Schools), is an innovative achievement in the arena of educational Communication ViCTERS-India's first broadband interactive network on Edusat for the Schools having 12 hours telecast, which is introduced by IT@School Project under general education department, Government of Kerala. Satellite media communications will unite-teacher and

learner which can be effectively used in Distance Education. Distant learning must have the capacity to bridge the separation and to ensure the two way communication. The choice "Edusat" depends on educational intention-the best method of delivering that intension, the skill of the people and the technology available. "Edusat" is the first up-linked satellite in the world exclusively reserved for education, which offered rich and varied possibilities in the proposed field. "Edusat" having 1950kgs wt; carried by Geo-Stationary Launch Vehicle (GSL V-I) and it needs 10.5 hrs, to round up the earth one time. The Satellite transponder will down link sufficient signals to the earth station a month. Digital connectivity (E-stay) is one of the primary specialties of "Edusat", this could possible on through newly installed "receiver terminals". "Edusat" carries five Ku-band transponders providing spot beams, one Ku-band transponder providing a national beam and six Extended C-band transponders with national coverage beam. It will join the INSAT system that already has more than 130 transponders in C-band, extended C-band and Ku-band providing a variety of telecommunication and television services, but for the education sector.

VICTERS channel is unique in the sense that it caters to students & teachers on a need based manner. The programmes are aired on demand, sensitive to school curriculum and even time-table. Teaching & Education are a problematic couple in many countries. The glitter and glamour of teaching sometimes over shadows education and IT enabled education many times drowns education. But in the case of ETV Studio, the project was aware of this malady. Having clearly set the goals on empowering the teacher & students through IT enabled education, the project seeks to achieve selected and conscious value addition in education, retaining its human touch and traditional nuance. The attractive aspect of this channel is that it airs programmes repeatedly at the request from students and teachers of schools. The channel that transmits programme initially for 12-14 hours will be converted to a 24 hour channel within the next 6 months. The educational content provided by C-DIT, SIET, PRD, Doordarshan, etc. are child friendly and gives a wealth of information to the stakeholders. The ETV Studio Project shares the studio set up by the Government, Centre for Development of Imaging Technology (C-DIT). The video production group of C-DIT is entrusted with the task of "LIVE" productions. Other technical services for video production are also offered by C-DIT. The up-linking station equipment are managed by Technical personnel of ETV Studio and ISRO. ETV STUDIO has a production team to supervise these activities. The faculties for 'LIVE' classes are deputed by the departments / organization concerned.

Teacher Resource Support System

Each day, somewhere around the world, a teacher will walk into a classroom and plant a seed in a student. Each interaction a teacher has with a student is an opportunity to plant positive learning seeds. It is a moment to encourage students to explore their curiosities, pursue their passions, and get excited about the learning process. For many teachers this is a stressful and challenging process. Several of them feel like chained elephants bounded by their curriculums, national standards, standardized tests results, and education policy. This reality results in various missed teachable moments and missed opportunities for teachers to instill a desire for learning. This reality means teachers are drilling, teaching to tests, and lecturing. They are too frightened to take risks and capitalize on teachable moments.

Support through a school social network

Schools have the ability to support teacher innovation, risk-taking, and collaboration by setting up a support and mentoring system in their schools. Various free web tools and social networks offer teachers the ability to connect with each other and collaborate. In the We Connect Video, various teachers and students delineate the reasons to collaborate and learn through social networks. Administrators need to decide on which tools best meet their needs. Various schools have instilled a support network using a combination of tools.

These platforms help teachers mentor each other online, share lesson ideas, host virtual meetings online, collaborate on lesson ideas, create a database of various lesson resources, post questions, answer questions, share frustrations or barriers they face in classes, share solutions to various problems and so much more. The online collaboration tool is not meant to replace frequent face-to-face collaboration. It is meant to spur and support the collaboration that takes place in these meetings year-round. The benefits include that these platforms are easily accessible anytime and anywhere there is an Internet connection.

Online Collaboration Translates Into School Culture

Online collaboration improves a school's culture and environment because when teachers improve their practice, students benefit. Online collaboration, when supported and implemented effectively, allows for continuous learning and collaboration. Teachers who are supported and learn continuously are better teachers. They reflect on their instructional practice and make improvements.

They get excited by an idea and try it. They tend to have a proactive approach to the problems they face in their classrooms versus shutting down and hoping to get through the year. They tend to communicate better with parents and students. They also tend to have a better attitude and mood, which enhances student learning. Too many schools have policies that currently block social networks instead of taking advantage of their benefits. Our students are already learning on social networks. It is time we began to familiarize ourselves with the process so that we can raise digital learners who use these tools to collaborate and problem solve.

Recommendation

The state has not provided break up of cost setting of EDUSAT. What is the present status of EDUSAT and broadband technology in the secondary schools? The state should prepare need based detail plan for this intervention. The state needs to converge with the Ministry of Information and Communication Technology for technical and financial support.

8. Proposal: Learning Resource Centre for School which are not having any integrated science lab (Maths NCERT KIT)- specially for newly upgraded schools @ Rs. 1500/kit 10 kit per school

The state has requested for Rs. 275.40 lakhs to purchase math kits from NCERT @ Rs. 1500/kit 10 kit per school for 1836 Govt. Secondary Schools.

Comment/Recommendation

The state has not provided detail information about the proposed intervention. The state needs maths kits for 1836 secondary schools. The state should provide the list of schools which have not integrated science lab. There is a need to equip all secondary schools with integrated with science and maths labs. As per U-DISE 2012-13, there are 5665 Govt. Secondary Schools in the state. In the 14th PAB, the MHRD/RMSA has sanctioned 4393 Lab Attendant for existing secondary schools. This approval shows that these schools have integrated science lab. RMSA has approved 1254 New/Upgraded schools in 2009-10, 2010-11 and 2011-12 with lab attendant. The preceding analysis shows that there is a least possibility of dearth of integrated science and math labs in the state. Therefore, the appraisal team could not recommend the proposed intervention.

- 9. Proposal: Learning Resource Centre for School which are not having any integrated science lab (Science NCERT KIT)- specially for newly upgraded schools @ Rs. 1500/- p.kit 10 kit per school-**

The state has requested for Rs. 275.40 lakhs to purchase science kits from NCERT @ Rs. 1500/kit 10 kits/ school for 1836 Govt. Secondary Schools.

Comment/Recommendation

The state has not provided detail information about the proposed intervention. The state needs maths kits for 1836 secondary schools. The state should provide the list of schools which have not integrated science lab. There is a need to equip all secondary schools with integrated with science and science labs. As per U-DISE 2012-13, there are 5665 Govt. Secondary Schools in the state. In the 14th PAB, the MHRD/RMSA has sanctioned 4393 Lab Attendant for existing secondary schools. This approval shows that these schools have integrated science lab. RMSA has approved 1254 New/Upgraded schools in 2009-10, 2010-11 and 2011-12 with lab attendant. The preceding analysis shows that there is a least possibility of dearth of integrated science and math labs in the state. Therefore, the appraisal team could not recommend the proposed intervention.

- 10.Proposal: Sports kit for newly upgraded schools @ Rs. 1500/- p.kit 10 kit per school**

The state proposed Rs. 275.40 lakhs to purchase sports kits 1836 Govt. Secondary Schools @ Rs. 1500/kit 10 kit per school to purchase sports Kits in the financial year 2012-13.

Recommendation

The appraisal team recommends sports kits for 100 newly upgraded schools @ Rs. 1500/kit 10 kit per school in the current financial year 2013-14.

- 11.Proposal: Development of CCE for secondary classes and distribution of assessment of material and software for comparison for secondary classes @ Rs. 1500/- per school**

The state has requested for Rs. 85.155 lakhs for Development of CCE for secondary classes @ Rs. 1500/- per school for 5677 schools in the current financial year 2013-14.

Rationale of the Proposed Intervention

The Continuous and Comprehensive Evaluation (CCE) will be strengthened in all affiliated schools with effect from JUNE 2013 in Class IX. The new Grading system will be introduced at Secondary School level (for Classes IX & X) effective from 2013-14 Academic Session. The details of grading scheme are being circulated in a separate advisory to schools. How would the Scheme help? -

- It will reduce stress and anxiety which often builds up during and after the examination which could have an adverse impact on young students especially in the age group of 13-15 years.
- It will reduce the dropout rate as there will be less fear and anxiety related to performance.
- In the past there was practice to often finish the entire syllabus much before time and follow it up with Pre-Board(s) and study leave. Now there will be greater focus on learning rather than teaching to the test.
- The emphasis on conceptual clarification through experiential learning in the classroom will increase since there will be more time available for transaction of curriculum.
- It will help the learners to develop holistically in terms of personality by also focussing on the co-scholastic aspects which will be assessed as part of the Continuous and Comprehensive Evaluation scheme.
- It is expected to prepare the students for life by making students physically fit, mentally alert and emotionally balanced.
- The students will have more time on their hands to develop their interests, hobbies and personalities.
- It will enable the students, parents and teachers to make an informed choice about subjects in Class XI.
- Scheme of Examination Reforms and Continuous and Comprehensive Evaluation (CCE) A. Class IX –2013-14 Academic Sessions
- The State Board of Secondary Education introduced Continuous and Comprehensive Evaluation in Primary classes in 2009. The achievement records and its format was also circulated for Classes I to V with the objective of facilitating holistic learning in the school. The focus was on identifying the talents of the learner and empowering with positive inputs. The Board has also followed it up by extending this scheme upto Classes VI to VIII and developed a CCE card on School Based Assessment for the same.

- The scheme of Continuous and Comprehensive Evaluation (CCE) will be now further strengthened in all affiliated schools from October 2009. The Class IX students will be assessed through the CCE by the school itself. The strengthened CCE scheme will be applicable for the second term (October 2013– March 2014) of the current academic year in Class IX.
- In general, for the purpose of the CCE, an academic year has been divided into three terms.
- The CCE in classes IX & X is intended to provide holistic profile of the learner through evaluation of both Scholastic and Co-Scholastic areas spread over two terms each during two academic years.

Recommendation

CBSE has already developed CCE and since last three years, the CBSE affiliated schools have already implemented CCE. Apart from CBSE affiliated schools, NCERT has been working to develop CCE tools and modules. The state may either use CBSE or NCERT tools. Therefore, the appraisal team could not recommend the proposed intervention.

12.Proposal: Printing and distribution of CCE modules for Sections in 5678 Government schools

The state has requested for Rs. 373.320 lakhs for printing CCE module @ Rs. 1500/- per school for 24888 copies in the current financial year 2013-14.

Recommendation

NCERT is preparing CCE modules. The state will use NCERT modules for training purposes. Therefore, the appraisal team could not recommend the proposed intervention.

13.Proposal: SMART Card for tracking the students in secondary classes (pilot with the hardest to reach 7684 eligible IEDSS students in secondary classes)

The state has requested for Rs. 426.427 lakhs for tracking 1218364 students @ Rs. 35/child

Recommendation

The cost of SMART Card for tracking CWSN students will bear by the state government. Therefore, it could not be recommended.

14.Proposal: BRIDGE COURSE- For the under achievers in class IX for 3 months @ Rs. 500/- for 20% students in Class IX

The state has proposed to provide 3 months bridge courses to 106860 under-achiever students of class IX @ Rs. 500/student

U-DISE 2012-13

As per U-DISE 2012-13 there are 530924 students in class IX.

Recommendation

The appraisal team has recommended 106185 students of class IX (20% of 530924) @ Rs. @ Rs. 500/student in the current financial year.

15.Proposal: Motivation and Re-orientation camp for Tribal, Hilly Special Focus Group students in Class 10 (for 5 days)

The state has requested for Rs. 1.90 lakhs for 95 camps @ Rs. 2000/camp

Recommendation

The proposed intervention should converge with the Ministry of Tribal Affairs Programme. Therefore, it could not be recommended.

16.Proposal: Preparing Secondary Schools for Athletic Events and Games

The state has requested for Rs. 25 lakhs for 100 events @ Rs. 25000/event.

The proposed intervention should converge with the Ministry of Youth Affairs and Sports Programme. Therefore, it could not be recommended.

17.Proposal: Guidance and Counselling

The state has requested for Rs. 200 lakhs for Guidance and Counselling. The detail bifurcation of financial requirement has given in the table.

Sl. No.	Interventions	Unit Cost	Phy	Fin In Rs. Lakh
---------	---------------	-----------	-----	-----------------

1	Salary of Resource Person at State Level at SCERT	2.400	5	12.000
2	Setting up of guidance and Resource centre providing psychological test/tool.guidance/career literature display material etc@50,000/-for state at SCERT and for 32 districts at DIET	0.500	33	16.500
3	Research assistant Rs.1.00lakh per year -for state at SCERT and for 32 districts at DIET	1.000	33	33.000
4	Sensitisation programme for two days for teacher counsellor working at school @Rs, 40,000 per batch(5678 SCHOOLS 2TEACHERS COUNSELLOR EACH 40 PER EACH BATCH 284 BATCHES	0.400	284	113.600
5	Training themembers of district child protection unitand one member from CWC for the psychological counselling	0.400	62	24.800
	Total			200.00

Rationale of the Proposed Intervention

The pressure of high expectations from the parents, the pangs of adolescence, and the uncertainties about the future, along with the emotional problems arising out of a sense of inadequacy constantly assail the young. Strong family bonds, meaningful friendship and support from the peer group, and useful tips from grown-ups do help the young to tide over their problems. However, some adolescents do find that they are unable to come to terms with the reality. As a result, they experience emotional blocks that affect their growth. In order to reach out to these children, and offer them the necessary support, RMSA, Tamil Nadu, has introduced Guidance and Resource Centers at State Level and District Level. The sanctioned budget for this Intervention is as follows:

Progress Overview

- Setting up of guidance and Resource centre providing psychological test/tool. guidance/career literature display material etc@50,000/-for state at SCERT and for 32 districts at DIET
- Research assistant Rs.1.00 lakh per year -for state at SCERT and for 32 districts at DIET

- No. of Teachers for Sensitisation programme for two days for teacher counsellor working at school @ Rs. 40,000/- per batch (5691 SCHOOLS 2 TEACHERS COUNSELLOR EACH 40 PER EACH BATCH 284 BATCHES)

Recommendation

The para 5.10.7 of the RMSA Framework reads:

- Strengthening of Guidance Bureaus/filling up of five posts in 35 States/UTs. 5 persons @ 2.4 lakh per person per year,
- Setting up of Guidance Resource Centre (funds for psychological tests/tools, guidance/career literature, display materials etc.) @ Rs,50,000/- per State,
- Resource Persons/Research Assistant for development work/field work @ Rs. 1.0 lakh (Salary + TA/DA + Contingency),
- Sensitization programmes (2 days) for Principals (35-40) by State Bureaus @ Rs.40,000/- per programme per state for 35 States plus contingency

On the basis of the RMSA Framework, the appraisal team recommends the following interventions under Guidance and Counseling:

Sl. No.	Proposal			Recommendation	
	Interventions	Unit Cost	Phy Fin In Rs. Lakh		
1	Salary of Resource Person at State Level at SCERT	2.400	5	12.000	Salary for 5 RPs @ 2.4 lakhs/person/annum
2	Setting up of guidance and Resource centre providing psychological test/tool.guidance/career literature display material etc@50,000/-for state at SCERT and for 32 districts at DIET	0.500	33	16.500	Rs. 50000 for Setting up of guidance Resource center at SCERT
3	Research assistant Rs.1.00lakh per year -for state at SCERT and for 32 districts at DIET	1.000	33	33.000	There are 32 districts in the state. Recommended 32 RA @ Rs. 1 lakh/annum
4	Sensitisation programme for two days for teacher counsellor working at school @Rs, 40,000 per batch(5678 SCHOOLS	0.400	284	113.600	As per U-DISE 2012-13, there are 5231 principals in Govt. Secondary schools. There will be 131 batches of

Sl. No.	Proposal				Recommendation
	Interventions	Unit Cost	Phy	Fin In Rs. Lakh	
	2TEACHERS COUNSELLOR EACH 40 PER EACH BATCH 284 BATCHES				5231 principals. Recommended @ Rs. 40000/batch to 131 batches.
5	Training the members of district child protection unit and one member from CWC for the psychological counselling	0.400	62	24.800	No norms under RMSA Framework
	Total			200.00	

18. Proposal: Annual School Grant for 2013-14

The state has proposed annual school grant for 5677 secondary schools @ Rs. 0.50 lakh/school in the financial year 2013-14.

U-DISE 2012-13

As per U-DISE, there are---- (5388 schools under Dept. of education + 276 schools under Tribal/Social Welfare Department+ 1 School under local body)

Progress 2012-13

In 2012-13 annual school grant given to 5670 govt. secondary schools

Recommendation

The appraisal team has considered 5665 govt. secondary schools (U-DISE 2012-13) for recommendation of annual school grant as per the RMSA norms in the financial year 2012-13.

Teacher and Head Teacher Training

1. a. Tamil Nadu has not made any mention about the curriculum reform in the state. Status of curriculum reform is an essential condition in our efforts towards quality secondary education. This is also helpful in deciding the content of training of in-service teachers.

(The state in its perspective plan proposed introduction of new textbooks in secondary classes' w.e.f. 2010, but this annual work plan does not reflect state efforts towards curriculum reform.)

b. The state has not provided comprehensive plan/calendar for teacher training. For which subject areas and how many teachers need to be trained in each subject? Whether, state has created any resource pool for the training of subject-specific teachers. Which are the nodal institutions which will provide teacher training? Moreover, no integrated planning (with IEDSS and ICT) for teacher training is reflected.

c. Some agencies have been identified by the state for specific skill training, e.g. Communication skill and reading skill by the British Council. Our field experiences and observations reveal that these trainings are being given in isolation with school curriculum hence are not being proved beneficial. However, state may be asked to undertake research study on the impact of these trainings.

d. It may be suggested that State may involve Regional Institute of Education, Mysore in the planning and conduct of all kinds of teacher/head teacher training. Moreover, Resource Persons and Master Trainers need to be oriented by RIE, Mysore in collaboration with other constituent units of the NCERT and state agencies.

e. Heritage craft is not a separate subject at the secondary stage, hence separate training for heritage craft teachers need not to be approved. However, these teachers need to be oriented on finding out components of heritage crafts/productive work to be integrated within science, social

sciences, languages, etc. Hence their training need to be done in integrated manner along with other subject-specific teachers.

f. Training of more than thirty five thousand teachers need prior multi-layer and multi strategic planning and also mechanisms to reduce the cascade effect. Here, it is essential that state must provide annual calendar of teacher training, details about the training material available and the resource support created for the training in the state.

2. Science Kits and Sports Items

- a. 10 science kits per school for 1836 schools have been demanded by the state.

The old syllabus of Tamil Nadu does not provide space for practical in science at the secondary stage. Experiences of visiting many states reveal that unless, there is a space in syllabi and textbooks at the secondary stage for practical/activities within the content, laboratories and kits are remain unutilized.

If state has a plan to introducing practical/activities in science/mathematics syllabi and textbooks as per the perspectives of NCF-2005 and also including this aspect in the training of teachers then the proposal for science kits may be approved.

- b. With regard to sports goods also, it need to be ensured that school time provides space for physical activities including sports.

3. Continuous and Comprehensive Evaluation

Providing CCE material will not be of any help unless this aspect is adequately integrated into subject-specific training of teachers.

Moreover, the state needs to provide details on this aspect.

4. SMART CARD

Comments from NUEPA may be asked on this aspect.

5. Bridge Course

A brief report on this initiative may be asked from the state. How many students are benefitted with this course? How did they perform in class IX and X examination?

6. Motivation and Re-orientation camp for tribal...

. This may be approved.

7. Guidance and Counseling

The state of Tamil Nadu needs to involve RIE, Mysore and NIE, New Delhi in this initiative.

8. Teacher Resource Support System

Here, it is very important to see how teachers will be able to spare their time for variety of activities that state is proposing:

- a. Secondary stage teachers in Tamil Nadu are supposed to teach classes 6-10.
- b. Then, they will be participating trainings under SSA and RMSA.
- c. Under RMSA they will be participating in subject specific training, ICT and IEDSS training.
- d. Then they have to also spare their time for specific skill training such as communication, science practical, etc.,
- e. Then they also need to spare their time for interactive radio, edusat, book fair, science fair, excursion and exposure visit, etc.,

In view of this, state needs to plan all these activities considering the school improvement plan/availability of teachers in schools/time available so that

classes should not suffer. So many activities at a time will not help in improving the quality of school education.

9. Excursion, book fair and teachers' visit to other states

State needs to have clear planning and guidelines for schools on conducting these activities. Since purpose behind these activities is to provide exposures of other curricular sites to students and teachers, hence there must be effort to link these with their curriculum (different subject areas) at the secondary stage.

Proposal for Excursion and state visit for vocational teachers and student is not clear.

PROPOSAL 2013-14:-

- The state has proposed 751 school libraries for strengthening.

PROPOSALS FROM 2009-12:-

- The had got approval of 200 new school libraries in the year 2009-10 and progress was 100% till 31st march
- The state had approval of 344 new school libraries and 837 libraries under strengthening and the progress of both the components are reported as nil until 31st march 2010-11.
- The state also had approval of 710 new school libraries and 1036 libraries under strengthening and the progress of both the components are reported as nil until 31st march 2011-12.

Following tables describes the library situation in TAMIL NADU

TABLE 1: Details of Schools, Libraries and librarian in Tamil Nadu

Details of Schools, Libraries and librarian in Tamil Nadu								
S. NO.	UDISE Code	District	Govt. Schools	Libraries in Govt. Schools	Librarian in Govt. School	Govt. Aided Schools	Libraries in Govt. Aided Schools	Libr: in G Aide Schc
1	3302	CHENNAI	102	101	2	182	182	40
2	3312	COIMBATORE	273	268	2	77	77	10
3	3318	CUDDALORE	226	226	10	46	46	3
4	3305	DHARMAPURI	199	190	11	6	6	1
5	3313	DINDIGUL	155	149	6	60	60	4
6	3310	ERODE	214	201	7	37	37	7
7	3303	KANCHEEPURAM	244	239	8	59	59	12
8	3330	KANNIYAKUMARI	133	129	3	132	132	1

9	3314	KARUR	102	93	1	15	15	2
10	3331	KRISHANAGIRI	254	236	11	7	7	0
11	3324	MADURAI	194	177	6	85	85	5
12	3319	NAGAPATTINAM	157	154	6	46	46	5
13	3309	NAMAKKAL	145	128	8	16	16	2
14	3316	PERAMBALUR	184	182	3	22	22	15
15	3322	PUDUKKOTTAI	200	197	3	27	27	12
16	3327	RAMANATHAPURAM	128	123	123	46	46	13
17	3308	SALEM	257	253	15	36	36	7
18	3323	SIVAGANGA	132	125	2	59	59	22
19	3321	THANJAVUR	219	209	9	58	58	1
20	3311	THE NILGIRIS	87	83	5	36	36	8
21	3325	THENI	93	86	3	32	32	12
22	3301	THIRUVALLUR	228	219	9	35	35	8
23	3320	THIRUVARUR	133	109	3	25	25	6
24	3328	THOOTHUKKUDI	79	79	9	122	122	23
25	3315	TIRUCHIRAPPALLI	194	171	10	90	90	23
26	3329	TIRUNELVELI	157	155	9	152	152	14
27	3306	TIRUVANNAMALAI	324	317	22	38	38	2
28	3304	VELLORE	326	291	20	56	56	11
29	3307	VILUPPURAM	351	345	5	45	45	6
30	3326	VIRUDHUNAGAR	175	171	4	86	85	6
Total			5665	5406	335	1733	1732	281

Source UDISE.

COMMENTS:

- The state has 5655 government schools, 1733 aided schools, and 1733 aided schools in the 30 districts.
- There are 5406 libraries in the government and 1732 aided schools libraries in the state.

- There are 335 librarians in the government schools and 281 librarians are existing at present in the aided schools.
- As per the table given above the state has reported a very few number of librarians working in comparison to existing government schools and school libraries.
- Although the state has reported 1733 government aided schools and 1732 aided school libraries, the situation is quite similar like government schools as there are only 281 librarians working in the 1722 aided school libraries.
- As per the costing sheet of the state the progress of both the components in the year 10-11 and 11-12 are reported as nil.

SUGGESTION:-

- Each school needs to have a library because library is considered as the storehouse of knowledge.
- The state needs to construct equal number of libraries against each government and aided schools described in the table 1 as per UDISE code.
- The state should appoint equal number of librarians, 1 per school both in the government and aided schools.
- Without appointing librarians, the purpose of the construction of libraries will not be served. At the same time, the state should give professional training to the librarians because at secondary stage where the students are going ahead of their carrier path the proper collection and well-guided resource will help them to improve their learning capabilities.
- Therefore, it is advised that the state must maintain a quality collection and a trained librarian to guide the student for improving their knowledge.
- The state needs to furnish detail about Newspapers and magazines.

- The library must maintain a well-rounded core collection including reference Materials to satisfy the regular needs of the staff and students. The core collection would consist of several copies of textbooks, reference materials related to each subject, costly essential books which would include encyclopedias, maps, atlas, rare books on particular topics/subjects or exclusive editions of general books.
- Besides the core collection, other general (fiction and nonfiction) books for regular issue should be available in the library.
- Library collections are dynamic resources and therefore, there should be Constant review and renewal of material to ensure that the collections are relevant to the users stakeholders.
- Weeding out of books should be a regular feature and should be carried out with the approval of the competent authority, at least once in a year.
- The library should follow open access system.
- The core collection of the library should take into account the size of the Schools and subjects offered besides covering project based activities, career guidance, counseling etc.
- Books should be available in both English and Hindi.
- Book purchase should be a continuous process and some percentage of the total school budget should be earmarked for collection development on recurring basis. Out of this budget, 50% should compulsorily be earmarked for secondary classes (i.e. up to class Xth).
- To encourage more teacher participation in the library, a teacher may be allowed to submit name / list of book(s) intended to be purchased.

- During annual stocktaking, weeding out of collection should also be carried out.
- For newly opened schools a one-time budget would be provided for Setting up the basic collection.
- Besides books, libraries should subscribe to useful magazines, periodicals, and journals.
- Issue of books for home use - Each student would be issued two books at a time for a period of one week. Staff members, including Principal, would be issued maximum five books at a time for a maximum period of one fortnight. Failure to return books on time would compulsorily lead to penalty of Rs.1 per day for all (students & staff).
- A recall system for overdue books should be introduced. This could be achieved by sending an overdue note to the concerned student through the Class Teacher. In case of staff the note can be sent through the school office.
- Books should be arranged in lockable shelves but open access system should be followed.
- The librarian should manage the library and the duties of the librarian will include all the day today maintenance of the library and guide the staff and students regarding the use of library collection.

Implementing Agency

The Scheme 'Inclusive Education for Disable Children at Secondary Stage (IEDSS)' has been implemented in collaboration with the 17 experienced NGOs in the state of Tamil Nadu from 2009-10. The Department of School Education of the State Governments/Union Territory (UT) Administrations is the implementing agency. The scheme will be Implemented hereafter by the State Mission For Universal Secondary Education which is the authorized society for implementation after subsuming the component with RMSA.

Progress Overview:

Physical Progress since 2009-10 onwards

Coverage of schools and disable children

Sl. No.	Particulars	2009-10	2010-11
1.	Districts Covered	24	32
2.	Blocks Covered	385	412
3.	CWSN Covered	1069	9435
4.	Special Teachers	170	156
5.	Schools Covered	122	2528

❖ The Category wise Differently Abled students identified from the secondary classes by the NGO's and covered during the plan period is as detailed below:

Sl. No.	Disability	2009-10	2010-11
1.	Totally Blind	393	461
2.	Low Vision	215	2759
3.	Hearing Impaired	388	1401
4.	Orthopedically Disabled	56	3764
5.	Autism	--	131
6.	Crebral Palsy	2	232
7.	Learning Disability	15	687
	Total	1069	9435

2009-10

- 13 non-governmental organizations were involved in implementation of IEDSS project with the help of school education department.
- identification of CWSN in IX to XII Std at District level ,survey during April'2010 and May'2010 Enrolling of CWSN identified in the school in JUNE @!) and JULY 2010
- Training organized to District Level Officers during 17.03.2010 to 19.03.2010
- Conducted awareness Training to the Head Masters at District Level during 20.03.2010 to 24.03.2010
- Organized meeting to Regular teachers and parents of Disabled students at District Level during 24.03.2010 to 27.03.2010
- 178 specially trained and qualified Teachers have been appointed by NGO'S. They are allotted the selected schools for caring the CWSN in the district.

2010-11

- 15 Nongovernmental organizations are involved in implementation of IEDSS project in coordination from School Education Department.
- All chief educational officers and P.A.-to C.E.O. (HSS) are directly involved in implementation of IEDSS project in the district.
- Orientation meetings were organized to P.A.'s about IEDSS in Directorate by the Nodal NGO's on 13.03.2010 and 04.09.2010
- Workshop on 'Inclusive Education for the Disabled in Secondary Stage' to Special teachers was organized at Ganhigram, Dindugal on 29.09.2010 and 30.09.2010

- Evaluation of IEDSS project completed during 2010-11 with the help of two reputed organization (Sri. Avinashilingam Deemed University Coimbatore and Holy Cross College, Trichy)
- Aids & Equipments were distributed to differently abled students were disbursed by the Honorable Education Minister at Aruppukottai, Virudhunagar on 14.11.2010.

Financial Progress since 2009-10

Year	Date of PMEG	Amount recommended by PMEG		Status of UC, Progress Report & Statement of expenditure	
		NGO Component(12 NGOs)			
2009-10	24.12.2009	Recurring	3,72,44,520/-	The scheme was being implemented through NGOs only. Salary in r/o 170 Special Teachers was approved and released.	
		Non-recurring	nil		
		Total	3,72,44,520/-		
		Amount released			
		Recurring	3,14,34,481/-		
		Non-recurring	nil		
		Total	3,14,34,481/-		
2010-11	27 th August, 2010	Amount recommended by PMEG			State Component- Rs. 46.80 lakh approved for Admn. Cell and Orientation Programme. Rs. 4,15,04,400/- was approved 'in principle' in r/o 183 existing teachers subject to furnishing list of teachers. Rs. 3,51,45,170/- was released in r/o 163 teachers.
		State Component			
		Recurring	46,80,000/-		
		Non-recurring	nil		
		Total	46,80,000/-		
		Amount released			
		Recurring	Nil		
		Non-recurring	Nil		
		Total	nil		
		NGO Component			
		Amount recommended by PMEG			
		Recurring	6,77,48,400/-		
		Non-recurring	nil		
		Total	6,77,48,400/-		
		Amount released			
		Recurring	4,25,58,188/-		
		Non-recurring	nil		

Year	Date of PMEG	Amount recommended by PMEG		Status of UC, Progress Report & Statement of expenditure
		Total	4,25,58,188/-	
2011-12		Amount recommended by PMEG		<p>Approved:- R/R-412 Equipment to R/R-412 Removal of Architectural Barriers-Rs.6,76,20,000/- Toilet modification-640 @ Rs. 20,000/-Model Inclusive Schools-32 @ Rs. 5,00,000/- Strengthening of training institutes - Rs. 6,40,000/-</p> <p>An evaluation and enquiry on implementation of IEDSS in T.N. was conducted based on a complaint forwarded by PMO. JS(SE) had directed to wait till the evaluation was undertaken. The report of the committee constitution for evaluation of IEDSS scheme in Tamil Nadu was sent to the Government of Tamil Nadu for their comments, which is still awaited. IFD also advised to wait for comments of the State Government -before processing any release to T.N. Progress Report and Audited Accounts for 2011-12 are also awaited.</p>
		State Component		
		Recurring	67,50,000/-	
		Non-recurring	19,67,80,000/-	
		Total	20,35,30,000/-	
		Amount released		
		Recurring	Nil	
		Non-recurring	Nil	
		Total	nil	
		NGO Component		
		Amount recommended by PMEG		
		Recurring	11,32,26,030/-	
		Non-recurring	nil	
		Total	11,32,26,030/-	
		Amount released		
		Recurring	Nil	
		Non-recurring	Nil	
		Total	nil	
2012-13		Amount recommended by PMEG		Proposal was not received.

Status of Disable children at Secondary level

According to U-DISE data, total number 9734 disable children are enrolled in secondary education whereas the state has 7684 disable children.

Discrepancies in enrolment of disable Students in secondary classes as per UDISE 2012-13

Type of Disability	U-DISE			State data		
	Male	Female	Total	Male	Female	Total
Visually Impaired (Blind)	511	270	781	327	187	514
Low Vision	1114	1085	2199	880	737	1517
Hearing Impaired	1269	955	2224	1026	733	1759
Speech Impaired	302	243	545	244	202	446
Locomotors (Physically Challenged)	1095	835	1930	857	573	1430
Mentally retarded	718	466	1184	697	453	1150
453L1150earning disability	283	170	453	273	160	433
Cerebral Palsy	58	46	104	44	39	83
Autism	29	23	52	23	21	44
Multiple Distortion	160	102	262	129	79	208
Total	5539	4195	9734	4500	3184	7684

Disability type-wise status of disable children in secondary education

Type of Disability	Class IX			Class X			Class XI			Class XII			Total No. of Boys and Girls		
	Boys	Girls	Total	Boys	Boys	Girls	Boys	Girls	Total	Boys	Girls	Total	Boys	Girls	Total
Visual Impairment (Blindness)	138	100	238	145	68	213	115	51	166	113	51	164	511	270	781
Visual Impairment (Low Vision)	481	385	866	356	321	677	128	156	284	149	223	372	1114	1085	2199
Hearing Impairment	529	384	913	379	264	643	176	173	349	185	134	319	1269	955	2224
Speech Impairment	159	133	292	100	79	179	26	12	38	17	19	36	302	243	545
Loco Motor Impairment	458	333	791	369	234	603	117	128	245	151	140	291	1095	835	1930
Mental Retardation	492	318	810	205	131	336	12	11	23	9	6	15	718	466	1184
Learning Disability	142	87	229	121	63	184	12	8	20	8	12	20	283	170	453
Cerebral Palsy	25	24	49	18	14	32	8	6	14	7	2	9	58	46	104
Autism	13	12	25	6	3	9	5	5	10	5	3	8	29	23	52
Multiple Disability	83	56	139	49	27	76	17	13	30	11	6	17	160	102	262
Total	2520	1832	4352	1748	1204	2952	616	563	1179	655	596	1251	5539	4195	9734

Source: U-DISE 2012-13

❖ Proposal & Recommendation for the year 2013-14

Student oriented activities

The state has proposed for Rs. 577.02 lakhs for 19234 students under student oriented activities. The following table shows the sub activities under Student oriented activities and proposed financial estimation.

Student oriented activities	Financial breakups	Total Estimation
Assessment of CWSN	8000*150	12,00,000
Assistive Devices	2500*2000	50,000,00
Books & Stationary	15739*600	93,43,400
Uniform allowance	15739*400	62,95,600
Girls' stipend	6000*200	1,20,000,00
Boarding & lodging charges	719*600*10	43,14,000
Reader Allowance	928*300*10	27,84,000
Therapeutic Services	412*15000	61,80,000
total		4,71,17,000

Observation and Consideration

Student oriented activities	Financial breakups	Total Estimation
Assessment of CWSN	8000*150	12,00,000
Assistive Devices	2500*150	3,75,000
Books & Stationary	15729*400	62,91,600
Uniform allowance	15729*400	62,91,600
Girls' stipend	6000*200	1,20,000,00
Boarding & lodging charges	719*600*10	43,14,000
Reader Allowance	928*100*10	9,28,000
Therapeutic Services	412*1000	4,12,000
Total		3,18,12,200

❖ The appraisal team restricts Rs. 26208000/- under student oriented activities @ Rs. 3000/- per child for 8736 children.

2. Proposal for Assistance of helper/ayah for children with severely orthopedic impairments residing in school hostel

❖ The state has proposed Rs. 372 lakhs for 310 helpers for 3105 locomotors disability children.

❖ The appraisal team does not consider the proposal as this provision is only provide to those children who are not residing in hostel.

3. Equipment for resource room

❖ The state has proposed for Rs. 288.40 lakhs for the equipment for resource rooms @ Rs 70000/- per resource room.

❖ The appraisal team does not consider the proposal as there are no details available in the plan.

4. strengthening of training Institutes (DISTRICT INSTITUTE OF EDUCATION AND TRAINING)

❖ The state has proposed for Rs. 16 lakhs for strengthening of 32 institutions. The list has provided by the state.

Sl. No.	District	Strengthening of training Institutes (DISTRICT INSTITUTE OF EDUCATION AND TRAINING)	Development of Model Inclusive School
1.	Chennai	1	1
2.	Coimbatore	1	1
3.	Cuddalore	1	1
4.	Dharmapuri	1	1
5.	Dindigul	1	1
6.	Erode	1	1
7.	Kancheepuram	1	1
8.	Kanniyakumari	1	1
9.	Karur	1	1
10.	Krishanagiri	1	1
11.	Madurai	1	1
12.	Nagapattinam	1	1

13.	Namakkal	1	1
14.	Perambalur	1	1
15.	Pudukkottai	1	1
16.	Ramanathapuram	1	1
17.	Salem	1	1
18.	Sivaganga	1	1
19.	Thanjavur	1	1
20.	The Nilgiris	1	1
21.	Theni	1	1
22.	Thiruchirappalli	1	1
23.	Thirunelveli	1	1
24.	Thiruvallur	1	1
25.	Thiruvannamalai	1	1
26.	Thiruvarur	1	1
27.	Thoothukkudi	1	1
28.	Vellore	1	1
29.	Viluppuram	1	1
30.	Virudhunagar	1	1
Total		32	32

- ❖ There are no details available in the plan so that the appraisal team does not consider the proposal.

5. Development of Model Inclusive School

- ❖ The state has proposed Rs. 160 lakhs for 32 model schools. The list is specified in the above table.
- ❖ Three models are proposed.
- ❖ Model I: An existing government or aided school [with hostel facilities] that is already catering to disabled children is to be strengthened with an existing classroom being converted into a resource room for the disabled children. This school shall admit disabled children from the surrounding, offer hostel accommodation to the deserving and treat others as day-

scholars. This resource room is meant for academic reinforcement of these disabled children of all the sections in the school. There will be one resource teacher for every disabled student. This model will be implemented with the help of IED experienced NGOs.

- ❖ Model II ITINERANT This model proposes the appointment of a Special Teacher who would be stationed at a school in a locality and pay visits not less four schools within the radius of 5 to 10 kilometers from his station. He, upon his visits to these schools, provides pedagogic solutions using all possible electronic aids to differently abled children. This model also will greatly involve NGOs.
- ❖ Model III: The Third Model envisages a Resource Center for IEDSS at every district headquarters. This center would be equipped with special equipment, teaching materials, support services to all differently abled students of different categories. All the schools in the district would be supported by this center. Experienced NGOs in this field will support the center.
- ❖ All structural support systems will be installed in all the schools for the differently abled children.

Observation and Consideration:

- ❖ The appraisal team considers the proposal and it would be covered under MMER grant. But it is subjected that the state has to provide the list of 32 schools along with all details.

6. Support to NGO for development of training programme (4 UNIVERSITIES WITH SPECIAL EDUCATION PROGRAMMES)

- ❖ The state has proposed Rs. 16 lakhs for 4 NGOs.

- ❖ There is no details available in the plan so that the appraisal team does not consider the proposal.

7. IEDSS cell resource development in STATE RESOURCE CENTRE

- ❖ The state has proposed Rs.5 lakhs for the development of state resource center.
- ❖ The appraisal team does not consider the proposal as there is no norms under IEDSS

8. Environment Building programme

- ❖ Environment Building Programmes:-Through the SMDC and the VEC the enrolment and awareness campaign were proposed for covering the student's .Through the Public Relation Officer and the District Collector mass media campaign and through the gramasabha Awareness Pamphlets, Publishing and Conducting Educational Tours Conducting games for Special children community mobilization can be achieved.
- ❖ The state has proposed Rs. 735.20 lakhs for 7352 environment building programmes.
- ❖ The appraisal team considers the proposal @ Rs.10000/- per block for 412 blocks.

9. Research & Development

- ❖ Research Programmes (Expenditure met out in 5% amount for IEDSS cell)
The SCERT and DIET's were encouraged to organize action research and the special teachers and the regular teachers can prepare the innovative teaching practices they followed to achieve results and share them in the DIET.
- ❖ The state has proposed for Rs. 164.497 lakhs for research and development.
- ❖ The appraisal team does not consider the proposal as no details are available in the plan

❖ Recruitment and Salary for Teaching and Non-teaching Staff under IEDSS:

Proposal: Salary of New Special Education Teachers

The state has proposed 1863 special education teachers and the required salary is Rs. 3.72 lakhs/annum which is @ Rs. 31000/month

U-DISE 2012-13

As per U-DISE 2012-13 there are 9734 CWSN students in secondary schools

Types of CWSN Students

Sl. No.	Types of Disabilities	No. of Students
1	Visual Impairment (Blindness)	781
2	Visual Impairment (Low Vision)	2199
3	Hearing Impairment	2224
4	Speech Impairment	545
5	Loco Motor Impairment	1930
6	Mental Retardation	1184
7	Learning Disability	453
8	Cerebral Palsy	104
9	Autism	52
10	Multiple Disability	262
	Total	9734

The IEDSS scheme does not considered teachers for Loco Motor Impairment. Hence total CWSN students are 7081 (9734-1930)

Recommendation:

As per norms of IEDSS Scheme, one teacher for every 5 CWSN students. The total number of CWSN students is 7081 (9734-1930) in the state. As per norms the appraisal team recommends 1350 special education teachers to the state. List of qualified teachers has finalized and teachers will be recruited within 2 months. Salary could be given for 6 months @ Rs. 26500/month/teacher but only after fulfilling the following criteria:

- List of qualified teachers with RC code and special qualification

- Name of the teachers with RC Number
- Teachers must fulfill required qualification on special education
- Evidences of the recruited teachers (official documentary evidences-office order, list of selected teachers for recruitment)
- Name of schools where special education teachers are posted with service code number of the respective teachers

Proposal: Salary of special education teachers sanctioned in previous years

The state has requested salary for 202 special education teachers for 12 months @ Rs. 31000/teacher/month.

Observation

The state has provided official recruitment evidences of these 202 special education teachers.

Recommendation

The state has provided list of recruited teachers with RC code. The appraisal team has recommended salary of 202 special education teachers for 12 months @ Rs. 31000/teacher/month in the current financial year.

**❖ Teacher training – Pedagogy, headmaster's training, Curriculum Reforms/
Examination Reforms under IEDSS**

1. Proposal: In-service training for existing teachers

The state has proposed in-service training of 33350 teachers @ Rs. 2000/teacher

Recommendation

The appraisal team recommends the in-service training to 10000 teachers for 5 days @ Rs. 300/day/teacher. But the state will provide list of teachers from every school from where 10000 teachers shall be selected then the amount will be released.

2. Proposal: Training to special education teachers

The state has proposed in-service training of 3226 teachers @ Rs. 2000/teacher

Observation

- The 2011 DISE data reveals 11,550 students available in class VIII and the flow analysis confirms the expected disabled in the secondary classes is 44854.
- 202 special teachers are serving in 269 centers in 32 district;
- As per U-DISE 2012-13, there are 715 Diploma/degree in special education teachers in the state.

Recommendation

The appraisal team recommends training for 202 special teachers (AWP & B 2013-14, p-496) @ Rs. 1500/teacher for 5 days training.

3. Proposal: Orientation of Principals, Educational administrators, parents / guardians etc

The state has propose Orientation of 7352 Principals, Educational administrators, parents / guardians etc @ Rs. 10000/person

Recommendation

The appraisal team recommends propose Orientation of 7352 Principals, Educational administrators, parents / guardians etc @ Rs. 300/person for 2 day.

❖ Strengthening under IEDSS

PAB approved large no of resource rooms equipments for resource rooms, removal of architectural barrier and CWSN Toilet in 2011-12. State has neither identified the schools where these components are to be constructed nor supplied the list. State has not spelled any strategy for starting the approved component.

State has further proposed the proposal for 412 components for all the following components.

Table No. 9

S.NO.	Component	Phy	Unit Cost	Amount	Remarks
1	Resource Room	412	2.00	824.00	
2	Equipment for resource room	412	0.70	288.40	
3	Removal of architectural barrier	412	0.70	288.40	
4	New toilet for CWSN	412	0.70	288.40	

State has not prepared any design drawings as per RMSA norms or as per NBC. The drawing and estimation shown by State do not serve the desired purpose. State has not given any detail of school list where these components are to be constructed.

Hence Appraisal teams do not recommend any IEDSS Unit Cost for 2013-14 as proposed.

Girls Hostel Progress

State has 44 EBB in 13 district and accordingly State submitted design drawing and estimation for all the 44 girls hostel to MHRD. The approval for construction of 44 girls hostel in 44 EBB in 13 districts was accorded by MHRD vide 1970/2012 dated 26 June 2012. The approval for unit cost for 34 girl's hostel was in the plain area whereas the unit cost for 10 girl's hostel was in hilly area.

Table No. 10

Approval & Achievement 2011-12									
S.N o	Componen ts	EB B	Financial Approval & Expenditure (Rs. In lakh)			Physical			Remar ks
			Unit	Amou	Expenditu	Comple	In	Balanc	

			cost	nt	re	ed	Progre	e	
							ss		
1	Girls hostel in plain areas	34	134.87	4585.58	0	0	0		
2	Girls hostel in hilly areas	10	152.39	1523.90	0	0	0		
		44		6109.48					

The work of girl's hostel has been entrusted to State PWD and the department is preparing design drawings, estimation and has started process for E-procurement. State team informed that once the bids for girl's hostel are finalized, the department is likely to complete the work within a year.

State has not proposed any further girls hostel in AWP & B 2013-14.

ISSUES

- **1254 New School Buildings and 2032 strengthening of existing schools buildings were approved by PAB so far. Only 61 new school buildings have been completed so far and balance yet to be taken up. The spillover amount works out Rs. 1278 crores. State has not planned any strategy, how they are likely to complete such huge civil work. State has yet to engage agency for constructing school infrastructure**
- **The normal life of the buildings constructed with PWD specification and quality control in accordance with National Building Code is between 80 to 100 years if regular maintenance is carried out. The perception of RMSA Tamilnadu for life of the building is 20 years which is not desirable.**
- **For huge civil work, the RMSA Tamilnadu must embark on, quality control measures through Engineering cell and independent third party evaluation agency for quality construction.**
- **Plan prepared by State is not based on participatory approach but appear to be single man show.**

Progress Overview:

In the year 2009-10, the fast track programmes, school readiness programme and multiple intelligence programmes were approved under Equity intervention. But due to delay release of funds, the state had not utilized the programme. As of now no intervention has been approved under Equity intervention.

Proposal for 2013-14:**1. Mobilizing Girls in Educationally Backward Areas**

Rationale: Despite the frantic and continued efforts of all the stakeholders, still there remains a glaring lacuna in these attempts to bring all the school age female children to schools. Schooling remains still a distant dream for them and further efforts to be taken on war-footing to bring these girls under educational umbrella. Without educating these girls in these backward areas, many social malaises like child labour, child marriage among others cannot be eradicated.

Strategy: Extensive surveys are to be conducted on door-to-door basis to identify the exact number and persons who are deprived of schooling. By means of village mapping, school dropouts also can be identified. The local community must be bought under tremendous pressure to play its role to sending these girl children to the educational mainstream. Such attempts are to focus on areas where child labor menace is still prevalent. NSS volunteers, Scouts, Red Cross volunteers may be involved in the attempts to bring these unfortunate girl children to the educational mainstream.

S.No	District	Participatory rural appraisal(PRA) for mobilizing girls for secondary classes in educationally backward blocks
1	ARIYALUR	1
2	CUDDALORE	3
3	DHARMAPURI	3
4	ERODE	5
5	KARUR	1

6	KRISHANAGIRI	4
7	NAMAKKAL	2
8	PERAMBALUR	1
9	SALEM	12
10	SIVAGANGA	1
11	TIRUPPUR	2
12	TIRUVANNAMALAI	1
13	VILUPPURAM	8
	Tamil Nadu	44

Observation & Consideration

- ❖ The state has proposed for Rs. 11 lakhs for the intervention “Mobilizing girls in Educationally Backward Areas.
- ❖ The objective is to identify the out of girls and bringing them back to secondary education. It is planned to conduct extensive surveys to identify drop-out girls in 44 educationally backward areas.
- ❖ **The appraisal team considers the proposal and it should be covered under MMER grant.**

2. Special Enrolment Drive in Special Focus Districts

Rationale: There are areas in the State where the importance of education has not been fully recognized. Hundreds of students are still left out of schooling process still. These students need to be brought into the educational stream without losing any more time. Any delay toward this would prove fatal to the nation-building process.

Strategy: Door-to-door canvass is to be taken up in these areas to scan and identify the potential dropouts. After identifying them, their parents need to be

convinced about the importance of schooling process. Moreover, motivational camps may also be conducted for both students and parents. For those students who have opted out of school because of low-performance, special remedial coaching sessions are to be conducted to place them on par with other students.

S.No	District	Special Enrolment Drive for mobilizing girls for secondary classes in educationally backward blocks
1	ARIYALUR	1
2	CUDDALORE	3
3	DHARMAPURI	3
4	ERODE	5
5	KARUR	1
6	KRISHANAGIRI	4
7	NAMAKKAL	2
8	PERAMBALUR	1
9	SALEM	12
10	SIVAGANGA	1
11	TIRUPPUR	2
12	TIRUVANNAMALAI	1
13	VILUPPURAM	8
	Tamil Nadu	44

Observation and Consideration

- ❖ The state has proposed for Rs. 14 lakhs for the intervention “Special Enrolment Drive in Special Focus Districts”.
- ❖ The programme will be organized in 5 SC/ST concentration area and 9 female low literacy area.
- ❖ The objective is to organize motivational camps in SFDs and to mobilize the parents and community.

- ❖ The appraisal team does not consider the proposal and it is suggested that it should be converge with the programme “Special Kalajatha camp in SFDs”.

3. Special Kalajatha Camp for Special Focus Districts

Rationale: The importance of girls’ education has been more acutely felt these days than it was ever before. Women share an equal role in all platforms of contemporary society. Indian women achieve immense feats in all disciplines worldwide. When an Indian woman could go to space, legions of Indian women are languishing in filthy dungeons of ignorance, illiteracy and pathetic life conditions. They need to be encouraged to come out of their plight by offering all possible help, including cultural awareness programmes.

Strategy: Low enrolment pockets in the State are to be identified. SMDCs are to be encouraged to bring these girls to schooling process. All the available resources and schemes are to be exploited to help these girls out to complete ten years of schooling, before they march on to higher education. Art has a powerful rhetoric to convince people in favor of a social agenda, and nothing can be more important than girls’ education. Natak, dances, street performances, puppeteering are some of the cultural means to coax the society to send their girl children back to schools.

S.No	District	Special mobilization camp for enrolment in special focus group through kalajatha(cultural activities)
1	ARIYALUR	1
2	CUDDALORE	3

3	DHARMAPURI	3
4	ERODE	5
5	KARUR	1
6	KRISHNAGIRI	4
7	NAMAKKAL	2
8	PERAMBALUR	1
9	SALEM	12
10	SIVAGANGA	1
11	TIRUPPUR	2
12	TIRUVANNAMALAI	1
13	VILUPPURAM	8
	Tamil Nadu	44

Observation and consideration

- ❖ The state has proposed for Rs. 11 lakhs for the intervention “Special Kalajatha camp for special Focus Districts”.
- ❖ The programme will be organized in 44 Educationally Backward areas.
- ❖ The strategy is to identify the low enrolment pockets and to organize the Natak, dances, street performances, puppeteering etc for mobilization of community
- ❖ The appraisal team considers the proposal and it would be covered under MMER grant.

4. - Girl Star Programme

Rationale: Girls lack social confidence because of centuries’ old discrimination. They are considered to be weaker sex and they are, generally, prejudiced and subjugated. More than anything else, confidence boosting measures to be taken to spiral up the morale of these girl students in tribal and socially backward areas. The mindset of the society too needs to undergo radical change in their outlook toward women. Though one claims to live in a civilized society, there are still barbaric attempts on women’s pride and they are, most of the times, vulnerable

to the onslaughts launched upon them by culprit elements. They are, at any cost, to be protected.

Strategy: Role model women are to be identified in the local vicinity and these role models are to be encouraged to provide insights to the women in the backward areas. Soft skills are to be catered to these women to come on terms with other women living in the metropolitan and urban areas.

Observation and Consideration

- ❖ The state has proposed for Rs. 28 lakhs for the intervention “Girls star programme”.
- ❖ The objective is to invite the role model to attend the camps and provide their insight to the girls in the backward areas.
- ❖ **The appraisal team does not consider the proposal as it would not have significant impact on girls.**

5. Life Skills Training for Girls in Educationally Backward Blocks

Rationale

Adolescence, a vital stage of growth and development, marks the period of transition from childhood to adulthood. It is characterized by rapid physiological changes and psychosocial maturation. Adolescence is also the stage when young people extend their relationships beyond parents and family and are intensely influenced by their peers and the outside world in general. As adolescents mature cognitively, their mental process becomes more analytical. They are now capable of abstract thinking, better articulation and of developing an independent ideology. These are truly the years of creativity, idealism, buoyancy and a spirit of adventure. But these are also the years of experimentation and risk-taking, of giving in to negative peer pressure, of taking uninformed decisions on crucial

issues, especially relating to their bodies and their sexuality. Adolescence is thus a turning point in one's life, a period of increased potential but also one of greater vulnerability. Life skills are essentially those abilities that help promote overall wellbeing and competence in young people as they face the realities of life. Life skills are the beginning of wisdom which focuses on behavior change or developmental approach designed to address a balance of three areas- knowledge, attitude and skills. Life skills enable individuals to translate knowledge, attitude and values into actual abilities i.e. what to do and how to do it, given the scope and opportunity to do so. Life skills however are not a panacea of "how to do abilities" as they are not the only factors that affect behavior.

There are many factors such as social support, culture and environment that affect motivation and ability to behave in positive ways. Effective acquisition and application of Life Skills can influence the way one feels about others, ourselves and will equally influence the way we are perceived by others. It contributes to perception of self-confidence and self-esteem. Life skills for psychosocial competence needs to be distinguished from other important skills that young people will acquire as they grow up such as reading, numbers, technical and livelihood skills. Life skills education involves a dynamic teaching process. The methods used to facilitate this active involvement includes working in small groups and pairs, Brainstorming, role plays, games and debates. Many life skills are required to manage a particular situation effectively. In a way, various Life Skills work best in conjunction. In fact, the appropriate combination of Life Skills in a given moment is an art. Children learn their Life Skills from parents, teachers and significant others who act as their role model. They gradually learn to use a particular skill effectively in diverse situation to cope with challenges of life.

We all use Life Skills in different situations such as

- To negotiate effectively at home, school or work place, we need to have thinking skills as well as social skills
- When faced with difficult situations we tend to think critically, to analyze all the pros and cons of the situation to think out of box to find a solution to seemingly difficult problems.

- All adolescent students are constantly facing the pangs of growing up in a pluralistic society the girls students from the educationally backward blocks are burdened even more: They have to fight against the ignorance of the parents and the inability to respond positively to the changing world confuses them even more. Therefore they need five days orientation training to come to grips with the emotional and other social related problems they face every day in life.

Key Issues & Concerns of Adolescent Students

Developing an Identity

- ❖ Self – awareness helps adolescents understand themselves and establish their personal identity. Lack of information and skills prevent them from effectively exploring their potential and establishing a positive image and sound career perspective.

Managing Emotions

- ❖ Adolescents have frequent mood changes reflecting feelings of anger, sadness, happiness, fear, shame, guilt, and love. Very often, they are unable to understand the emotional turmoil.
- ❖ They do not have a supportive environment in order to share their concerns with others. Counseling facilities are not available.

Building Relationships

As a part of growing up, adolescents redefine their relationships with parents, peers and members of the opposite sex. Adults have high expectations from them and do not understand their feelings.

- ❖ Adolescents need social skills for building positive and healthy relationships with others including peer of opposite sex. They need to understand the importance of mutual respect and socially defined boundaries of every relationship.

Resisting Peer Pressure

- ❖ Adolescents find it difficult to resist peer pressure. Some of them may yield to these pressures and engage in experimentation.
- ❖ Aggressive self-conduct; irresponsible behavior and substance abuse involve greater risks with regard to physical and mental health.
- ❖ The experiment with smoking and milder drugs can lead to switching over to hard drugs and addiction at a later stage
- ❖ Acquiring Information, Education and Services on issues of Adolescence
Exposure to media and mixed messages from the fast changing world have left adolescents with many unanswered questions
- ❖ The widening gap in communication between adolescents and parents is a matter of great concern.
- ❖ Teachers still feel inhibited to discuss issues frankly and sensitively.
- ❖ Adolescents seek information from their peer group who are also ill informed and some may fall prey to quacks.
- ❖ Fear and hesitation prevents them from seeking knowledge on preventive methods and medical help if suffering from RTIs and STIs.
- ❖ Communicating and negotiating safer life situations
- ❖ Sexually active adolescents face greater health risks.
- ❖ Girls may also face mental and emotional problems related to early sexual
- ❖ Resisting the vulnerability to drug abuse, violence and conflict with law or society

Strategy for imparting Life Skills Training for girls in the Educationally Backward Blocks

Intervention	Skill Training for girls in educationally backward blocks
--------------	---

Target	100 girl students each from 44 identified Educationally Backward Blocks in Tamilnadu
Venue	District project office should identify a proper place that can accommodate 100 girls providing them safety and security with comfortable facilities for the camp.

Content for the Training: The training is proposed to cover the following areas:

1. How to overcome the social taboos
2. What are my rights?
3. Who are the persons to approach when in need?
4. What are the available institutional support for girls students
5. What are all the basic skills that I need (at school level; at the immediate neighborhood; government and other offices in the area like bank, post office, railway station, taluk office

Unit cost and split up

For each trainee per day Rs. 300/- allotted for boarding and lodging. With the amount of Rs. 1.50 lakhs the following activities are to be covered:

Activity	Unit Cost (Amount in Rs.)	Total Cost (Amount in Rs.)
Meals expenditure	130/- per day	65,000
Stay expenses (bedding and other bed sheet on rent)	40/- per head	20,000
Experts for the camp five resource person per day and Rs. 500/- per session as honorarium	2,500/- per day for 5 Resource Person	12,500
Stationeries and bag and other items for the camp for the participants	Rs.150/- per child	15,000
Certificates, Prizes and Awards	Rs. 20/- per participant	2,000
Transport to nearby places for on sight training	Rs. 5,000/- per day	25,000
Contingencies	for other expenses	5,500

Observation & Consideration

- ❖ The state has proposed Rs. 66 lakhs for the intervention for Life skill training programme for girls in educationally backward blocks.
- ❖ Under this programme, the programme will be organized in 44 EBBs and 100 girls will be covered from each block.
- ❖ Life skill programme will be provided on the topic i.e managing emotions, building relationships, resisting peer pressure etc. and other themes will be covered art, craft, sports, soft skill programme and personality development etc.
- ❖ Programme will be conducted for 3 days and 5 resource persons will be invited to provide training on Life skill education.
- ❖ The appraisal team does not consider the programme. It is suggested that the state has to explore convergences with NCERT and NACO.

SMDC's Training (RMSA)

Proposal: Training of SMDC Members

State government of Tamil Nadu has proposed training of 5 (five) SMDC members for two days for total 5678 Government schools. As per the state, SMDC have been constituted in every secondary school to ensure accountability. The total 28390 SMDC members in the state of Tamil Nadu are to be given training for two days.

Progress of 2012-13

In the financial year 2012-13, Rs. 84.71 lakhs has been approved for the training of 28235 SMDC members in the state. The monitoring report indicates that 23706 SMDC members have been given training during the same financial year. The SMDC module has also been developed with support of SCERT, Chennai.

Observations

The State government has proposed training of 28390 SMDC members to be trained. As per UDISE data, 5283 Government schools have been constituted SMDC out of which 417 School having common SMDC/SMC in schools. SMDC have been constituted to ensure teachers accountability, enhance teaching learning process through SMDCs.

The structure of SMDCs in the proposal indicates that there would be five members committee chaired by Headmaster. To ensure equity in the SMDC, it has been included one representative from SC/ST and one from women/SHG, one from PTA and a PRI member. State government had mandate train PRI representative/ Village Panchayat President in every SMDC to ensure equity of empowerment. The structure and roles and responsibility have been clearly defined in the plan for SMDCs. The module for imparting training has been developed with the support of SCERT, Chennai.

SMDCs in Tamil Nadu have taken the all the construction work @ Rs. 1.20 crores for 200 New School across the state. In fact, only SMDCs are doing the

construction work. Though there is no provision to assign the work to SMDCs more than Rs. 10.00 lakhs. RMSA is provided Rs. 58.02 lakhs for new school building and remaining money has been mobilized from the community through SMDCs. As per the PWD's representative from the Tamil Nadu, there no compromise on the quality of constructions of school building. It is also mandated that the free land and at least Rs. 1.00 lakh (one lakh) have to be provided for opening any new school in Tamil Nadu.

Suggestion/Recommendation

State government has proposed two days training of 28390 SMDC members. As per the UDISE, only 5283 schools have SMDC out of which 417 schools have common SMDC/SMC. In this account we may recommend training of 24330 SMDC members (5 members per SMDCs* 4866 School) for two day training.

Proposal: Enrolment campaign in the special focus areas at the cost of Rs. 10,000/- per block for 44 blocks.

Observation

This programme has been designed to aware masses and generates special awareness among women to take part in education and enhanced their life style and living standard. Since these 44 blocks has less literacy than the national average

Recommendation

TSG is in a position to recommend such activities to bridge the barrier of illiteracy and make them educated to live a quality life. The funds may be met from MMER fund or SMDCs may mobilise the fund to do the same.

Proposal

General awareness programme in TV at the cost of Rs. 20,000/- per district for 32 districts.

Observation

This has been planned to generate general awareness about the importance of secondary education, its benefits and how it will be helpful in leading a healthy and professional life.

Recommendation

This can be recommended and the funds may be met from MMER fund. State government is advised to make video spot only for 30 second which is standards one and very cost effective also.

Proposal

Audio recording and creating music track at the cost of Rs. 10,000/- per district for 32 districts. It include audio cassette for environment building in special focus areas in nine MHRD districts.

Observation

This is a wonderful idea. The proposal seems good and doable & will generate awareness among the stake holders within the district. It will enhance the qualitative aspect of the programme in the district.

Recommendation

State government has proposed intervention at district level and the same may be recommended under RMSA scheme. Though media interventions comes under MMER, where State government has to decide how to utilise the MMER fund.

Proposal

Community development blocks environment building activities at the cost of Rs. 5,000/- per block for 63 blocks.

Observation

The very same kind of activity has been proposed at the district level. The participant is also from the same field.

Recommendation

State government has proposed organising community development environment building activities at block level. The very same kind of activity has been proposed at the district level. It is advised to state to focus at District level. The proposal may be recommended under RMSA scheme. If the State feels that it is very important to organise at block level, it can be organised. Though media interventions comes under MMER, where State government has to decide how to utilize the MMER fund.

Proposal

Documentation of activities under RMSA at the cost of Rs.10,000/- per educational district for 66 Districts.

Observation

This is again a good programme design. Any activity related to the programme may be documented and can be shared with stakeholders. It may be kind if training programme, SMDC training, learning enhancement programme or any other programme.

Recommendation

The proposal is recommended though a media intervention comes under MMER, where State government has discretionary power how to utilise the fund.

Proposal

Photo and video and final components wise documentation at the cost of Rs.10,000/- per educational district for 66 Districts.

Observation

Same kinds of activities have been proposed above under Documentation of activities under District level documentation. It may be advised to club these two activities together and keep a bigger amount for the activities.

Recommendation

State government has proposed Photo and Video documentation at district level. The proposal may be recommended with advice to state to club these two activities together under RMSA scheme. Though media interventions comes under MMER, where State government has to decide how to utilise the fund.

Proposal

Separate website for RMSA and its activities the cost of Rs.50,000/- for the State of Tamil Nadu including IEDSS, ICT @ School, Vocational Education above programme.

Observation

It is really a wonderful idea if they will be able to make out. It will certainly provide a public interface and opportunity to learn about the programme in the state.

Recommendation

This proposal is highly recommended. Since, State has proposed to develop separate RMSA website including IEDSS, ICT @ School, Vocational Education, it will be a whole package of secondary education in just Rs. 50,000/-. State may advised to make a separate arrangement from MMER fund for this and then make strategies how to utilise MMER fund.

Suggestions to the State

Though Tamil Nadu has proposed media activities under Media RMSA programme, here are some suggestive measures to state to exercise in the state to generate awareness about secondary education in general and retention, bridging gender gap and also helping in achieving 100 GER by 2020.

Some suggestive measures for the state;

- ❖ Video spots may be made and advertise through city TV channels or regional news or entertainment based channels. The spots duration should be 30 second only as it will be cost effective to go on air through any channel. It will be cheaper and effective. State government may approach Regional Doordarshan Kendra to awareness and advertising video spots. The other agency which may be contacted are DAVP, NFDC for advertising the same on any channel.
- ❖ Radio spots may be made and advertise through local FM channels or Community Radio or AIR. The spots duration should be 30 second only as it will be cost effective to go on air through any channel. It will be cheaper and effective. State government may approach Regional AIR Kendra to

awareness and advertising video spots. The other agencies which may be contacted are DAVP, NFDC for advertising the same on any channel.

- ❖ A 15-30 minutes weekly Radio Programme may be designed to be broadcast from Regional AIR Kendra. This platform may be a showcase of good practices under RMSA programme. It may be in the form of docu-drama. This needs a specialised agency to exercise this activity like DAVP/NFDC, etc.
- ❖ Tamil Nadu has got 22 (twenty two) Community Radio in different region mostly in tribal dominated area. The State government may approach these radio stations and sign a MoU to generate awareness about importance of education. These radio stations have reach within 8-10 km radius. The best part of the community radio is that the community itself can learn, talk and share information, knowledge for the betterment of the community. It's a true example of participatory commutation. The list of community radio is available on the website of Ministry of Information and Broadcasting.
- ❖ Brochure of the programme may be made & printed in local language (State specific) and circulated it for wider dissemination of the Information regarding and programme and programme provisions. Printing may be done through state government empanelled agency or DAVP or any agency which will be suitable to the state. The content should be crisp and design should be attractive.
- ❖ Pamphlets may be developed covering all major interventions of the RMSA programme, printed and distributed through different departments at local level in local language. It can be done with the involvement of DRDA or PRIs or SMDCs in all the districts. The content should be crisp and design should be attractive.
- ❖ Wall calendar/ Table calendar may be made and printed for dissemination. It may be advised to distribute in every RMSA school within the State/UTs.

The calendars may showcase the good practices, lesson learnt, success story, etc done by the State/UTs. The content should be crisp and design should be attractive.

- ❖ Hoardings/ Display panel may be made and fixed in educational institutions. It may be fixed at strategic places in towns/cities or at block/ taluk level also depending upon the availability of funds. The content should be crisp and design should be attractive.
- ❖ Display board may be made with RMSA logo and fixed in every school supported under RMSA programme. The cost may be incurred from School Grant or SMDC may arrange the fund from the community. The contractor may also be requested to make such arrangement. It will definitely increase the visibility of the programme. It requires very limited fund to exercise this activity.
- ❖ Field publicity through theatre/ street plays/ puppet shows/ mime shows to generate awareness among the community at local level. This may be done while involving class IX and X students, NSS/NCC cadres of respective school and volunteers of Nehru Yuva Kendra (NYK) at local level. The SMDCS can play a major role organising this activities under the guidance of school principal or designated teacher. SMDCs may provide platform at local level and students can organise campaign in the form of street plays/ puppet shows/ mime shows.
- ❖ Wall painting is very effective tool at local level/village level. It may be done with the involvement of SMDC or PRI at village or local level. Community may be encouraged by SMDC members to won such activity for generating awareness among the community by the community.
- ❖ Essay competition/ quiz competition/ debate competition/ extempore competition/ singing competition/ dance competition may be organised at school level in the presence of SMDC members and community leaders. It

may be organised on special occasions like National Education Day, Teachers Day, Children Day, etc. It will provide a platform to students to enrich their inner ability in front of their parents, guardians and community leaders which will further boost up their confidence to perform better at every level.

- ❖ Orientation of students (5-10 minutes) on special days in the form of public lecture during Morning Prayer. The lecture may be given by principal/headmaster or his/her designated teacher or by subject specialist teacher to sensitize students about developing general understanding of health, environment, society, culture and help in overall personality development of students and make them more responsible citizen. The special day may include world environment day, world health day, education day, children day, teacher's day, etc.
- ❖ Use of social media like facebook, twitter, etc. to engage youth in the awareness of RMSA programme in particular and secondary education as whole. It will be free of cost and will provide an interface to interact directly specially with youth and also to engage youth in decision making process and feedback.
- ❖ Newspaper advertisement on special days like National Education Day, Teachers Day, Children Day, etc. may be carried out within the State/UTs covering success of RMSA programme with newly launched programme logo.
- ❖ SMSing educational messages related RMSA programme and different provisions under the programme. Since country has huge number of mobile holders, it may be a nice idea to penetrate education messages through mobile. It has huge impact and has been successfully done in Afghanistan, Pakistan, Bangladesh, Malaysia, Mexico, Kosovo, Uganda, Senegal, Zambia and many other counties. India has also done so many innovations in health

and agriculture sector. Election commission has also done that in mobile technology.

- ❖ E-newsletter may be initiated in every school which are being supported under ICT @ School Scheme. Since, ICT @ School programme supporting school in terms of providing basic infrastructure like computer with broadband connection, electricity and computer teacher. To enrich the students and teacher inner quality, it will be a great idea to provide a platform in form of e-newsletter. Students and teachers creativity in terms of writing (story, poem, drama, painting, essay, poster, photo, sketch, etc.) can be compiled and screened by cultural committee of school or by headmaster.
- ❖ Collection and compilation of database (name, email id, mobile no., designation, address, etc.) of RMSA officials right from school headmasters level to State level officials. It helps in communicating with state officials, district officials and school level officials on any importance issue. Any important issue/matter can be communicated through mail.

On sight specialist support-web services for teachers support-teacher resource centre

Proposal: State has proposed on sight specialist support-web services for teachers resource support system. Total budget proposed for this activity is Rs. 32 lakhs.

Rationale: Schools have the ability to support teacher innovation, risk-taking, and collaboration by setting up a support and mentoring system in their schools. Various free web tools and social networks offer teachers the ability to connect with each other and collaborate. In the We Connect Video, various teachers and students delineate the reasons to collaborate and learn through social networks. Administrators need to decide on which tools best meet their needs. Various schools have instilled a support network using a combination of tools, such as:

- having a hashtag on Twitter to place announcements or host a chat
- setting up a Facebook group for their teachers
- setting up a group on Edmodo, Wiggio, or a Ning
- creating a collaborative wiki or blog
- setting up virtual meetings on Google Hang Outs on Air
- setting up a Module for teachers and students

These platforms help teachers mentor each other online, share lesson ideas, host virtual meetings online, collaborate on lesson ideas, create a database of various lesson resources, post questions, answer questions, share frustrations or barriers they face in classes, share solutions to various problems and so much more. The online collaboration tool is not meant to replace frequent face-to-face collaboration. It is meant to spur and support the collaboration that takes place in these meetings year-round. The benefits include that these platforms are easily accessible anytime and anywhere there is an Internet connection.

Observation/Consideration: The state plan mentions developing an online system where teacher can share their knowledge with each other as well as post their queries in different areas.

Developing such system is a good initiative taken by the state but in the plan state has not given detailed information about the strategy of development of such system. Hence the proposal is not considered for approval.

2. Exclusive Educational Channel for Students:

Proposal: State has proposed exclusive educational channel for students. Total budget proposed is Rs.150 lakhs.

PURPOSE:

- To facilitate the students, teachers, academicians, officials and all other user groups for viewing programmes on various topics of curriculum and support the learning process in the schools.
- To provide two-way interaction between the user groups and experts for exchange of information on Scientific & Technological aspects and the applications of Science & Technology in day-to-day life.
- Teachers in the remote area can access the virtual classes and gets online training rather than moving to cities for the programme.
- Students can be benefitted from the experts classes through the network and can avail the best teachers classes live in their class itself.
- The non-availability of teachers can be solved by the systematic classes and content enrichment through the network.
- Innovative TLM and the resources really support at the gross root level teachers can be well provided by the network
- Practical classes and project work and hard spot explanation by experts are the worthy content that are need to be dissipated to the remote rural corners.

Observation/Consideration: State can make use of EDUSAT for this purpose. Hence the proposal is not considered. Hence, the proposal is not considered for approval.

3. Interactive radio programmes for communicative English for teachers through mass media- cost includes production workshop, material preparation, broadcast cost through AIR (ALL INDIA RADIO)

Proposal: State has proposed interactive radio programme for secondary students. Total budget proposed is Rs. 80 lakhs.

Interactive Radio Instruction (IRI) is a distance education system that combines radio broadcasts with active learning to improve educational quality and teaching practices. IRI has been in use for more than 25 years and has demonstrated that it can be effective on a large scale at low cost. IRI programs require teachers and students to react verbally and physically to questions and exercises posed by radio characters and to participate in group work, experiments, and other activities suggested by the radio programme.

Observation/Consideration: State can make use of EDUSAT for this purpose. Hence the proposal is not considered. Hence, the proposal is not considered for approval.

Research & Evaluation Studies:

Planned REM activities for the year 2013-14

1. School mapping by distance matrix: Tamilnadu already done the systematic study five years back on the school access. Based on the provision of schools to all habitations within five km radius involve lot of parameters and the following details are to be computed in matrix method to identify the best habitations to serve the unserved. This scientific exercise basically approved by NUEPA is to be

conducted once in five years and to be shared with the public and panchyats should approve the list and state should recommend the schools for upgradation.

2. Internal efficiency of secondary education:-As per record 12.33 lakhs students are eligible for secondary class and 11.53 students enter in to the secondary stream and only 9.5 lakh appear and 7.85 qualify and less than 7.00 lakh in the higher secondary system. The above clearly suggest the amount of seepage and the efficiency of the secondary system. The real cohort study is the real analysis to estimate the internal efficiency of the secondary system. The detailed community wise CR,RR,DR analysis to be done every year and the progress to be monitored.

3. Equity plan:- Based on the frame work the students attendance based GAR and NAR are very important indicators to assess the student participation in the secondary classes. First decide the total no of stipulated working days in secondary class and from record estimate the individual student attendance. Calculate the community wise gross attendance and net attendance rate. The study reveals the equity gap clearly. This will indicate the packets were our system fail and a detailed planned research through the lights in universal participation.

4. Quality assessment study:-secondary students though studied in the system lack in the basic literacy skills. The primary study proves that more than 18% are below the grade of E1and E2 even in the fifth standard. The assessment study in VIII standard reveals that even the literacy skill is far lagging than the expected. The secondary students are to be studied about the basic skill competencies.

5. Misconceptions in content in secondary classes even in subject teachers:-recent study by ASSESTSCOPE and AZIMPREMZEE FOUNDATION reveal there exists the basic conceptual errors in teachers. Primary is skill oriented and secondary is concept based if a teacher lack in understanding between mass and weight, between charge and current then automatically the purpose may not serve. The systematic study by nodal agencies and training concentrating on the gray areas will improve the quality of education.

So the present annual plan proposes regular study school mapping, cohort, assessment and equity plan -in addition the innovative teaching practices and impact study through the university department and research scholars .

Budget Provision:-

A total provision of Rs.2000/- per school per year has been made for Research Evaluation, Monitoring and Supervision (REMS). Out of this amount, Rs.500/- per school are available at the National level for National level studies. Rs.50/- per school is available for the State level which should be pooled together for implementing the approved activities. The Executive Committee of the State RMSA Mission decides on the division of resources at various levels, from the state to the school from the balance Rs.1450/- per school.

S.No.	Activity	Proposal for the year 2013-2014	
		Phy.	Fin
17	Research, Evaluation, Monitoring & Supervision		
17.01	Udise updation, cohort, school mapping equity plan, assessment study etc (Rs.700 per school)	5695	3986500
17.02	Action Research, Evaluation & Impact Studies (Rs.350 per school)	5695	1993250
17.03	Monitoring / Survey & Census (Rs.450 per school)	5695	2562750
17.04	SPO, DPO, DPC, EDC, DIET, FIELD INVESTIGATORS SCHOOL VISIT CHARGES (Rs.500 per school)	5695	2847500
	Sub Total (Rs.2000 per school)		11390000

Observation/Consideration: To be funded under MMER.

Innovative/ Best Practices in Secondary Education

RMSA, Tamil Nadu has been keeping up pace with the infrastructural developments taking place on priority basis all over the country. Universal education and equality of opportunities have been taken to unprecedented magnitude so as to make the benefits out of these to the last child in the remotest corner of the farthest inhabitation. In fact, 'education to all' is the first step toward 'quality higher education to all': the stakeholders, including the parents and the community as a whole, have come to appreciate the necessity to do whatever they can in order to achieve quality school education to all children under school age. As the task is of immense scope and a gargantuan challenge, the opportunities are thrown open to the community to contribute their share of assistance, both in terms of manpower and fiscal bequest.

Infrastructural Development

Courtesy SSA, the infrastructure facility in schools up to Class VIII have been of remarkable notch. When the children graduate from Class VIII, there is again the risk of getting exposed to infrastructure status that is both obsolete and sub-standard. Moreover, there are still many inhabitations where school is still a luxury and even where there are schools in some of such remote inhabitations, they are of only primary and higher elementary level. Owing to customized strategies and meticulous surveys, RMSA has identified locations that merit installation of new schools. In the year 2009-2010, 200 new schools were sanctioned at the outlay of Rs.58.12 lakhs for each. In order to accomplish the establishment of these new schools, RMSA has deployed an innovative practice, i.e. community participation. With the involvement of local populace and the community sources, the task was executed within surprisingly short time and of formidable quality.

Keeping Up With The Times

RMSA, Tamil Nadu has gone to a great extent in modernizing monitoring and source maintenance. Every district office of RMSA in the State has undergone the process of office automation, particularly in finance administration. The latest version of Tally has been a part of System Management in RMSA offices with

specially trained employees manning the online accounts particulars. With this innovation practice, Online Fund Monitoring has become a reality while making RMSA district headquarters high efficient administrative hubs.

Combat-Ready Training

In-service training is essential to keep the workforce on par with changing dynamics of any industry. This is more so with the field of education. The teaching fraternity should come into contact with the latest technological innovations in pedagogical instruction and resource distribution. The body of knowledge never keeps its shape intact: in fact, changes do happen at mind-boggling pace leaving any attempt to define knowledge is frustrated at the outset.

Realizing the importance of training the teaching force of the State, RMSA has ventured on an innovative mission of partnering with Institutes of National Importance. English and Foreign Languages University, Hyderabad and Regional Institute of English for South India, Bengaluru have been identified to function as Mentor Institutes in the subject of English. These institutes will share their knowledge source in terms of content, methodology and materials. Also, these will play a key role in imparting professional skills to the teachers in English working in secondary schools in the State. Likewise, Ramanujam Institute of Mathematics, Chennai and Indian Institute of Science, Bengaluru are approached to share their knowledge and training foundations in training mammoth teaching brigade of the State. This is perhaps the first time in the county that Institutes of National Importance have been partnered over such a substantial extent.

Instructional Improvement

All initiatives in educational sector should fructify into qualitative output of student clientele. RMSA, Tamil Nadu identified Low Performing Schools in every district in terms of Standard X and Standard XII Board results and these schools were given special care and monitoring. Exclusive training programmes were organized for Head Teachers of these schools to provide insights in areas of pedagogical instruction and institute management. Year-long monitoring and guidance were kept in place to attend to any sudden requisite or contingency. All these attempts bore fruits in the Board Examination Results of Standard X and Standard XII this year, with pass percentage raising several notches.

Observations on the Procurement process adopted till 2012-13:

- The State has NIC portal which is <http://tntenders.gov.in>
- E-tendering has been actualized by the State but details of e-tenders carried out for civil works under RMSA are yet to be shared.
- State has identified PWD for strengthening & construction of new school & Girls Hostel. For carrying out civil works of Model school, Tamil Nadu Police Housing Corporation is the identified agency.
- State has agreed to fill the difference of cost of construction between estimated & sanctioned. Already Tamilnadu Govt. sanctioned difference in cost for Girls Hostel & Model School and also assured to meet the difference for 2009-10 civil construction. This step was taken in the recent Collector's Conference of Hon'ble Chief Minister for works which are entrusted to state Public Works Department.
- The State has also decided to form State School Infrastructure Development Corporation in School Education Department with required engineers deputed or recruited from the engineering department for execution of the civil work exclusively. Through which State would be able to strengthen the 80 % of civil works allocated in last three years.
- Recently the procurement of computers was done through ELCOT under the BOOT model through e-tendering process.

Proposal for Integrated schemes in F.Y 2013-14

1. RMSA

Proposal : Under Civil works state has proposed following No. of civil construction for ACR-1761, Integrated science lab -956, Computer room-417,

Library -751, Toilet block-1554 & Water facility-137. The total fund proposed under civil works is for Rs 48482.99 lakhs.

State has also proposed for procurement of furniture, computer, printer accessories etc. for an amount of Rs 1987.30 lakhs (Chapter 10, Page 34)

Observations : (Chapter 6, Page No 24-25) State has mentioned in the plan that PWD is going to be entrusted with the task of tender and other procedures which is already having a branch in school education department and at present doing the major repair works from the fund allotment from the state Government. The district regular office doing the building maintenance and repair works is going to look after the construction works. The police housing board and other government agencies are available whom can be trusted for the construction work are to be pooled together to distribute the work.

Out of school grant given to Govt. & Govt. aided school @ Rs 50,000/- per school. The State has proposed procurement of furniture, computers & printer accessories for Rs 1987.30 lakhs for implementation of e-Governance in Secondary schools.

In Tamilnadu state government has a separate website for the tenders in which all tenders are published by the NIC network and the state government also fixes the norm of purchase of all electronic and goods which need technical guidance only through ELCOT & TANSI.

State has also given a tentative procurement plan for all schemes.

COMPONENT	ACTIVITY	RESPONSIBILITY	TIME FRAME
Formulation of a rational policy-ICT	PROCUREMENT COMMITTEE	ICT CELL	MAY
Formulation of a rational policy-IEDSS	GUIDELINES TO PROCUREMENT OF ASSISTIVE DEVICES	IEDSS CELL	JUNE
	PROCUREMENT PLAN FOR	IEDSS CELL	JUNE

	TEACHING LEARNING MATERIALS		
PROCUREMENT	ICT COMPUTERS E-TENDER	ICT CELL	SEP
	ASSISTIVE DEVICES E-TENDER	IEDSS CELL	SEP
	VOCATIONAL EDUCATION LAB MATERIALS E-TENDER	VOCATIONAL CELL	SEP
	IEDSS RESOURCE ROOM MATERIALS-E TENDER	IEDSS CELL	SEP
	GIRLS HOSTEL CONSTRUCTION	GIRLS HOSTEL CELL	SEP
	RESOURCE ROOM CONSTRUCTION IEDSS	IEDSS CELL	SEP
	BARRIER FREE FACILITIES IN 412 CENTRES	CIVIL CELL	SEP
	VOCATIONAL EDUCATION SCHOOL INFRA STRUCTURAL DEVELOPMENT	CIVIL CELL	SEP
	RMSA NEW SCHOOL	CIVIL CELL	SEP
	STRENGTHENING OF EXISTING SCHOOL UNDER RMSA	CIVIL CELL	SEP
	TEACHERS QUARTERS	CIVIL CELL	SEP
	MAJOR REPAIR UNDER RMSA	CIVIL CELL	SEP

2. ICT.

**Information and Communication Technology in Schools (ICT in Schools)
(Chapter 9, pg. 3)**

Proposal :- State has proposed 431 No. of schools under BOOT Model for implementation of ICT@ School. State has also proposed 10 schools for Smart Schools. The total fund proposed is Rs 3008.40 lakhs.

Observation :-

The State has strategy to carry out procurement of schemes as per list mentioned above :-

State, in the plan has mentioned about items to be procured under different schemes & tentative month of procurement. It has been Stated that Computers & accessories shall be procured from ELCOT (Electronics Corporation of Tamilnadu Limited) and furniture from TANSI (Tamilnadu Small Industries Corporation) following e-tender procedure.

3. IEDSS

Proposal :- Under Non recurring State has proposed for following No. of civil works i.e Resource room-412, Equipment for resource room-412, Removal of architectural barrier-412, New toilets for CWSN-412, Strengthening of trg. Institutes-32, Support to NGO-4, IEDSS Cell resource-1, Dev. Of Model Inclusive School -32. The total proposed amount is Rs 1886.20 lakhs.

Observation :- During discussion with planning team it was informed that SMDC would take care of construction of these resource rooms as the amount involved is 02 lakhs only. For procurement of equipment open tender would be invited at district level if amount is more than 10 lakhs.

4. Vocational Education.

Proposal :- Under strengthening state has proposed following no. of works for strengthening of schools, tools & equipments-437, Computers-1009, Diesel

generator set-437, office equipment & furniture-437 & Contingencies- 437.
The total proposed fund is Rs 6523.00 lakhs.

Observations :- Computers & accessories shall be procured from ELCOT (Electronics Corporation of Tamilnadu Limited) and furniture from TANSI (Tamilnadu Small Industries Corporation) following e-tender procedure. For procurement of equipments limited tender/open tender shall be invited at district level.

In Tamilnadu state government has a separate website for the tenders in which all tenders are published by the NIC network and the state government also fixes the norm of purchase of all electronic and goods which need technical guidance only through ELCOT & TANSI.

5. Girls Hostel

Observation :- Under Non recurring head State has not proposed any civil works.

PLAN FOR 2013-14

An Integrated Annual Work Plan & Budget under RMSA for the year 2013-14 has been received from the State Government of Tamil Nadu. In the proposal, the State has proposed strengthening of 431 existing schools. 12 courses are presently running in these schools in the higher secondary stage.

OBSERVATIONS

- 1) All the 12 vocational courses being taught in the schools are old courses, curriculum and courseware of which are is not according to the National Occupation Standards .It is not clear whether the curriculum and courseware is competency based and NVEQF compliant.
- 2) List of schools and mapping of trades against schools has not been provided in the Plan. Detail of enrollment of students and deployment of teachers for vocational education has not been provided.
- 3) It has not been mentioned if the existing teachers are qualified enough for teaching competency based curriculum?
- 4) Discrepancies are observed in the Plan proposal. Recurring funds have been requested for 437 schools but salary for Vocational Coordinators have been requested for 1491 schools. Costing is not as per the norms of the Scheme .The State to clarify the same.
- 5) Information regarding infrastructure assessment and convergence with other schemes, consultation with the local industry has not been mentioned in the Plan.
- 6) The Scheme of combination of subjects as regards vocational education offered by the State Board of Education is not clear.
- 7) An amount of Rs. 285.87 lakhs is lying unspent with the State Government of Tamil Nadu.

RECOMMENDATION

In view of the issues mentioned above, the State Government of Tamil Nadu may be requested to revise and resubmit the proposal for consideration of the Ministry.

C-11. ICT

Status of Releases:

Year	MOD EL	No. of schools	Budget approve d	GOI share	Year Wise release						Tot al Pen din g	Pen ding for 2013 -14
					2005- 06	2007- 08	2008- 09	2009- 10	2011- 12	Total		
2005 -06	OP	125	837.50	625.00	312.50	312.5 0	0.00	0.00	0.00	625.00	0.0 0	0.00
2007 -08	0	400	2680.00	2000.0 0		1000. 0	2681. 00 1681 2766 8	3187 2332	0.00	2000.0 0	0.0 0	0.00
2010 -11	0	2341	14982.4 0	11236. 80					2341. 00	2341.0 0*	889 5.8 0	234. .00
		5 Smart school	125.00	93.75					20.00	20.00*	73. 75	20.0 0
2011 -12	0	1999	12793.6 0	9595.2 0					1999. 00	1999.0 0*	759 6.2 0	1999. 00
TOT AL		4865	31293.5 0	23470. 13	2.10	1312. 50	2681. 00	318.7 2	4340. 00	8654.3 2	148 15. 81	4361. .00

- UC in respect of 1999, 2341 and 5 smart school releases made in 2011-12 are awaited. Subject to State providing UC and Progress Reports and cleansing UDISE data, committed due for 2013-14 would be 43.60 core.

Status of Schools covered under ICT@School Scheme

#	Type of School	Nature and number of school			Schools covered under ICT@School			Balance		
		Govt.	Govt. aided	Total	Govt.	Govt. aided	Total	Govt.	Govt. aided	Total

UDISE 2012-13										
1	Secondary Schools	3096	640	3736	1808	0	1808	0	0	0
2	Higher Secondary Schools	2569	1093	3662	2409	0	2409	0	0	0
Total		5665	1733	7398	4217	0	4217	77	219	286

Status of UDISE Code in respect of approved schools

Sl. No.	Year	No. of Schools Approved	UDISE Code	Discrepancies Found	Total Discrepancies
1	2005-2006	125	123	<ul style="list-style-type: none"> 2 schools are middle schools 	2
2	2007-2008	400	390	<ul style="list-style-type: none"> 2 schools are middle schools 1 school repeated in 2005-2006 2 school repeated in same year UDISE code for 5 schools are not correct 	10
3	2008-2009	400	390	<ul style="list-style-type: none"> 3 schools are middle schools 2 schools repeated in 2005-06 2 schools repeated in 2007-08 1 school repeated in same year UDISE code for 2 schools are not correct 	10
4	2009-2010	1880	1828	<ul style="list-style-type: none"> 34 schools are middle schools 1 school repeated in 2005-06 3 school repeated in 2007-08 1 school repeated in 2008-09 6 school repeated in same year UDISE code for 7 schools are not correct 	52
5	2010-2011	461	377	<ul style="list-style-type: none"> 25 schools are middle schools 5 schools repeated in 2007-08 26 schools repeated in 2008-09 10 school repeated in 2009-10 2 school repeated in same year UDISE code for 16 schools are not correct 	84
6	2011-2012	1999	1109	<ul style="list-style-type: none"> 24 schools are middle schools 105 school repeated in 2005-06 	890

			<ul style="list-style-type: none"> • 340 schools repeated in 2007-08 • 123 schools repeated in 2008-09 • 51 schools repeated in 2009-10 • 226 schools repeated in 2010-11 • 16 schools repeated in same year • UDISE code for 5 schools is not correct 	
Total	5265	4217	1048	

Observation as per UDISE Code

Sanction 2005-2006: Out of 125 schools approved in year 2005-06, 2 schools are middle schools may be withdrawn from 125 schools, so revised sanctioning will be 123 and funds sanctioned for 2 schools needs to be adjusted in further releases.

Sanction 2007-2008: Out of 400 schools approved in year 2007-08, 2 schools are middle schools, 1 school repeated in 2005-2006, 2 school repeated in same year and UDISE code for 5 schools are not correct. 10 schools may be withdrawn from 400 schools, so revised sanctioning will be 390 and funds sanctioned for 10 schools needs to be adjusted in further releases.

Sanction 2008-2009: Out of 400 schools approved in year 2008-09, 3 schools are middle schools, 2 schools repeated in 2005-06, 2 schools repeated in 2007-08, 1 school repeated in same year and UDISE code for 2 schools are not correct. 10 schools may be withdrawn from 400 schools, so revised sanctioning will be 390 and funds sanctioned for 10 schools needs to be adjusted in further releases.

Sanction 2009-2010: Out of 1880 schools approved in the year 2009-10, 34 schools are middle schools, 1 school repeated in 2005-06, 3 school repeated in 2007-08, 1 school repeated in 2008-09 , 6 school repeated in same year and UDISE code for 7 schools are not correct. 52 schools may be withdrawn from 1880 schools, so revised sanctioning will be 1828 and funds sanctioned for 52 schools needs to be adjusted in further releases.

Sanction 2010-2011: Out of 461 schools approved in the year 2010-11, 25 schools are middle schools, 5 schools repeated in 2007-08, 26 schools repeated in 2008-09, 10 school repeated in 2009-10, 2 school repeated in same year and UDISE code for 16 schools are not correct. **84 schools may be withdrawn from 461 schools, so revised sanctioning will be 377** and funds sanctioned for 461 schools needs to be adjusted in further releases.

Sanction 2011-2012: Out of 1999 schools approved in the year 2011-12, 24 schools are middle schools, 105 school repeated in 2005-06, 340 schools repeated in 2007-08, 123 schools repeated in 2008-09, 51 schools repeated in 2009-10, 226 schools repeated in 2010-11, 16 schools repeated in same year and UDISE code for 5 schools is not correct. **890 schools may be withdrawn from 1999 schools, so revised sanctioning will be 1109** and funds sanctioned for 890 schools needs to be adjusted in further releases.

SMART Schools: Out of 5 SMART schools approved for state in 2011-12, UDISE code is not provided by the state.

Physical Progress:

Sanction 2006-07, 2007-08 & 2008-09: per the plan, 925 Schools were provided 10 PCs (or one Server with 10 Terminals), 1 Projector, 1 Printer, 1 Scanner, 1 Web Camera, 1 modem, Broadband antenna, Generator / Solar Package, UPS, video camera during the years 2006-07, 2007-08 & 2008-09 by outright purchase through ELCOT.

No. of Schools	125 HS	400 HS (PH-1)	400 HS (PH-2)
Year of Approval	2006-07	2007-08	2008-09
Model	Outright purchase through ELCOT		

Sanction 2010-11 & 2011-12: A total of 4340 schools were provided computers through BOOT model. Details are given below:

No. of Schools	2341	1999
Year	2010-11	2011-12

Observation for Software/Hardware/Equipments:

As per the plan following hardware and equipments were provided in 925 schools.

S.No	Hardware in each school (925 Schools)	H/W per school
1	Computers	10
2	UPS	1
3	Scanner	1
4	Web Camera	1
5	Printer	1
6	Projector	1
	Modem	1
7	Any other equipment.	
	Video Camera	1
	Equipments:	
8	Broadband Antenna	
9	Generator	

Proposal for 2013-2014

- 431 Schools under ICT@School & 10 Smart Schools.

Recommendation:

Sanction 2005-2006: Out of 125 schools approved in year 2005-06, 2 schools are middle schools. 2 schools may be withdrawn from 125 schools, so revised sanctioning will be 123 and funds sanctioned for 2 schools needs to be adjusted in further releases.

Sanction 2007-2008: Out of 400 schools approved in year 2007-08, 2 schools are middle schools, 1 school repeated in 2005-2006, 2 school

repeated in same year and UDISE code for 5 schools are not correct. 10 schools may be withdrawn from 400 schools, so revised sanctioning will be 390 and funds sanctioned for 10 schools needs to be adjusted in further releases.

Sanction 2008-2009: Out of 400 schools approved in year 2008-09, 3 schools are middle schools, 2 schools repeated in 2005-06, 2 schools repeated in 2007-08, 1 school repeated in same year and UDISE code for 2 schools are not correct. 10 schools may be withdrawn from 400 schools, so revised sanctioning will be 390 and funds sanctioned for 10 schools needs to be adjusted in further releases.

Sanction 2009-2010: Out of 1880 schools approved in the year 2009-10, 34 schools are middle schools, 1 school repeated in 2005-06, 3 school repeated in 2007-08, 1 school repeated in 2008-09 , 6 school repeated in same year and UDISE code for 7 schools are not correct. 52 schools may be withdrawn from 1880 schools, so revised sanctioning will be 1828 and funds sanctioned for 52 schools needs to be adjusted in further releases.

Sanction 2010-2011: Out of 461 schools approved in the year 2010-11, 25 schools are middle schools, 5 schools repeated in 2007-08 , 26 schools repeated in 2008-09, 10 school repeated in 2009-10, 2 school repeated in same year and UDISE code for 16 schools are not correct. 84 schools may be withdrawn from 461 schools, so revised sanctioning will be 377 and funds sanctioned for 461 schools needs to be adjusted in further releases.

Sanction 2011-2012: Out of 1999 schools approved in the year 2011-12, 24 schools are middle schools, 105 schools repeated in 2005-06, 340 schools repeated in 2007-08, 123 schools repeated in 2008-09, 51 schools repeated in 2009-10, 226 schools repeated in 2010-11, 16 schools repeated in same year and UDISE code for 5 schools is not correct. 890 schools may be withdrawn from 1999 schools, so revised sanctioning will be 1109 and funds sanctioned for 890 schools needs to be adjusted in further releases.

SMART Schools: Out of 5 SMART schools approved for state in 2011-12, UDISE code is not provided by the state Appraisal requested the state to submit the name of 5 SMART schools with UDISE code.

The revised Summary of Recommendation is as under:

Year of Approval	No of schools covered
2005-2006	123
2007-2008	390
2008-2009	390
2009-2010	1828
2010-2011	377
2011-2012	1109
Total	4217

New Proposal 2013-14:

431 Schools under ICT@School & 10 Smart Schools: In view of the fact that there is huge UDISE discrepancy to indicate duplicate coverage of schools as also ongoing project approval for 6320 normal and 5 smart schools, no fresh proposal may be considered for approval in 2013-14

Issues:

- Huge discrepancy of UDISE data
- Annual Progress Report, Comprehensive status on implementation of ICT Scheme Information is not provided by the state.
- MOU of 125, 200, 200, 2341 & 1999 schools covered under ICT@Schools is not provided by the state. -
- Since Progress Report is not available, details regarding teacher training, monitoring of the project, dedicated teachers, internet connectivity, status of third party evaluation is not provided.

C-11 Appraisal Note on Girls Hostel

Appraisal of the proposal for GH recurring:

Proposal (Chapter 5, Page No. 250-251): - State has proposed funds under recurring head for running of 44 Girls Hostel in rented accommodation for 12 months. During discussion with State planning team, It was informed that these 44 Girls Hostel are proposed to be made functional from September 2013 in temporary identified locations near KGBV's. The total enrollment for class IX & X is expected to be 100 each. On the basis of which following recurring grants are recommended for F.Y 2013-14 keeping in view the total enrollment 4400 & other recurring components for seven months.

Recommendations :-

S.No.	Activities	Proposal for 2013-14			Recommendation for 2013-14			Remarks
		Unit Cost	Phy	Fin	Unit Cost	Phy	Fin	
1	2	3	4	5	6	7	8	9
D	GIRLS HOSTEL							
	Recurring grant							
1	Fooding/lodging expenditure per girl child @ Rs. 850 per month	0.0085	4400	448.8	0.0085	4400	261.80	Recommended for 7 months
2	Honorarium of warden @ Rs. 5,000 per month (in addition to her salary as teacher)	0.05	44	26.40	0.0500	44	15.40	
3	Chowkidar @ Rs. 3,000 per month	0.03	44	15.84	0.2100	44	9.24	
4	1 Head Cook @ Rs. 3,000 per month and 2 asst head cook @ Rs. 2500/-	0.96	44	42.24	0.5600	44	24.64	

S.No.	Activities	Proposal for 2013-14			Recommendation for 2013-14			Remarks
		Unit Cost	Phy	Fin	Unit Cost	Phy	Fin	
1	2	3	4	5	6	7	8	9
D	GIRLS HOSTEL							
5	Electricity / Water per year	0.6	44	26.40	0.3500	44	15.40	Not recommended for rented accomodation.
6	Maintenance per year	0.4	44	17.60	0.0000	0	0.00	
7	Medical care @ Rs. 750 per year per girl	0.0075	4400	33.00	0.0044	4400	19.25	
8	Toiletries and sanitation @ Rs. 100 per month for each girl	1.2	44	52.80	0.0070	4400	30.80	
9	News paper / Magazines and sports @ Rs. 2,000 per Month	0.24	44	10.56	0.1400	44	6.16	
10	Miscellaneous	0.4	44	17.60	0.2333	44	10.27	Recommended for 7 months
11	Rent for Hostel @ Rs 60,000 pm	0.6	44	237.60	4.2000	44	184.80	
11	MMER							
	Sub total MMER			27.87			14.44	Recommended @ 2.5%
1.4	Other Activity							
	Sub total recurring			928.84			577.76	
	TOTAL (Non recurring + recurring)			956.71			592.20	

MODEL TABLES

Submitted by

the State

ANNEXURE

Educational indicators

Annexure-I'

District	GER (Secondary level)	NER (Secondary level)	Dropout Rate(Secondary level)	Retention rate(Secondary level)	Transition rate(classes VIII to IX)	Gender Parity Index (GPI)	Gender Gap	PTR Govt.
Chennai	101.9	90.69	8.25	91.54	98.4	1.06	0.14	19.8
Coimbatore	99.1	93.74	8.37	90.71	100.3	1.02	1.62	27.4
Cuddalore	111.8	97.8	8.30	90.94	100.0	1.01	2.68	35.8
Dharmapuri	126.8	90.02	8.33	91.02	100.2	0.93	9.11	31.7
Dindigul	104.3	94.91	8.43	93.37	99.0	0.94	5.58	32.1
Erode	102.3	98.6	8.33	91.93	98.0	0.95	5.70	29.0
Kancheepuram	102.1	92.11	8.27	91.41	98.7	1.00	3.17	30.3
Kanniyakumari	108.7	87.63	8.32	91.68	100.7	1.02	1.00	20.7
Karur	100.1	90.35	8.31	91.44	98.0	0.94	4.79	21.9
Krishnagiri	112.2	97.3	8.30	91.70	99.2	1.02	3.87	32.2
Madurai	110.8	99.17	8.34	91.79	98.3	0.97	4.40	27.4
Nagapattinam	122.3	98.96	8.35	91.24	99.6	1.01	1.05	37.1
Namakkal	113.8	83.6	8.34	91.81	98.9	0.86	10.80	16.3
Perambalur	120.1	98.9	8.30	91.68	99.8	0.98	3.32	54.3
Pudukkottai	110.5	95.6	8.33	92.02	99.9	1.02	0.70	34.8
Ramanathapuram	108.9	87.5	8.33	91.67	99.3	1.00	3.48	30.1
Salem	107.7	94.36	8.31	91.31	99.2	0.97	6.59	32.7
Sivaganga	115.3	94.6	8.30	91.16	100.0	0.98	3.30	26.1
Thanjavur	117.2	93.8	8.32	91.57	98.7	0.99	1.29	33.0
The nilgiris	115.7	98.2	8.31	90.86	97.9	0.98	1.70	18.2
Theni	111.7	98.95	8.32	91.68	99.4	0.91	7.50	25.9
Thiruchirappalli	115.4	96.9	8.33	92.06	99.5	1.00	1.88	23.6
Thirunelveli	110.2	97.7	8.38	91.65	98.9	0.98	2.23	78.5
Thiruvallur	103.2	93.39	8.31	92.74	98.8	1.01	2.85	52.4
Thiruvannamalai	87.9	94.84	8.32	92.58	99.4	1.01	2.16	26.4
Thiruvarur	117.4	98.9	8.35	92.54	99.5	1.05	-0.71	13.4
Thoothukkudi	107.8	97.93	8.37	91.69	98.7	0.98	2.53	23.1
Vellore	106.9	95.56	8.29	91.19	99.3	0.97	3.62	36.1
Villupuram	99.3	92.21	8.31	91.61	99.4	1.00	3.48	41.8
Virudhunagar	108.5	98.54	8.37	91.63	98.2	1.03	0.56	28.1
State	107.4	94.7	8.33	91.67	99.2	0.99	3.19	29.0

Source: State Model Table 2013-14

Existing Staffing Position in RMSA, Tamil Nadu

Annexure-II

S. No	Level	Functional Area	No. of Sanctioned Post	No. of post Filled Up	No. of Post Vacant		Please tick if functional area has full time coordination		Please tick if functional area resource group (SRG, DRG, BRG) in place
					Since Inception	More than 1 year	Functional area	Full time coord.	
1		SPO							SRG
		T. training/Quality	2	2	0	0	1.T. training/Quality	√	√
		Civil Work	1	1	0	0	2. Civil Work	√	√
		Finance	2	2	0	0	3. Finance	√	√
		SEMIS	2	2	0	0	4. Access	√	
		Access	1	1	0	0	5. Planning	√	√
		Gender Equity	1	1	0	0	7. MIS	√	√
		Planning and Monitoring Community Mobilization	1	1	0	0	8. Gender	√	
							9. Equity	√	
		Others	14	14	0	0	10. CM	√	
		Total Posts at SPO Level	24	24	0	0	11. Inclusive Edu.	√	
2		DPO							DRG
		T. training/Quality	30	30	0	4	1. T. training/Quality	√	√
		Civil Work	66	66	0	0	2. Civil Work	√	√
		Finance	98	98	0	0	3. Finance	√	√
		SEMIS	32	32	0	0	4. Access	√	
		Access	0	0	0	0	5. Planning	√	√
		Gender	0	0	0	0	7. MIS	√	√

S. No	Level	Functional Area	No. of Sanctioned Post	No. of post Filled Up	No. of Post Vacant		Please tick if functional area has full time coordination		Please tick if functional area resource group (SRG, DRG, BRG) in place
					Since Inception	More than 1 year	Functional area	Full time coord.	
		Equity							
		Planning and Monitoring, Community Mobilization	32	32	0 0	0 0	8. Gender 9. Equity		
		Others	32	32	0	0	10. CM		
		Total Posts at DPO Level	294	294	0	0	11. Inclusive Edu.		
		Resource Persons	320	320	-	-			
		Total Post of the State	638	638	-	-			

Table No	Table Head
1	Basic Administrative Units
2	Staffing status at SPO and DPO under RMSA
3	Status of unserved Habitation under School
4	Status of Previous years sanctioned School
5	Schooling Structure (Total School)
6	Number of Schools having classes IX-X by Funding
7	Schools by Category
8	Schools already Supported under RMSA
9	Teachers Sanctioned and Vacancy in Schools having classes IX-X
10	Status of trained and untrained Teacher in schools having classes IX-X
11	State Level Proposal for Trainings during the Financial Year 2012-13
12	Pupil Assessment Systems in States
13	Status of Curriculum Reforms
14	Population 14-15 age group
15	Population 14-15 age group District Wise
16	Enrolment of Schools (having Classes IX and X)
17	Total Enrollment Status in schools having Classes IX to X
18	Gross Enrolment Ratio- Secondary Level (State)
19	Gross Enrolment Ratio Secondary Level (District Level)
20	Net Enrolment Ratio (Secondary Level)
21	Net Enrolment Ratio - Secondary
22	Retention Rate (Secondary Level)
23	Dropout Rate Secondary Level 2009-10
24	Transition Rate (Class VIII to IX)
25	Transition Rate (Class IX to X)
26	GPI & Gender Gap
27	Financial Statement for the Year 2012-13
28	Secondary Education Expenditure Excluding RMSA Expenditure Since 2007-08
29	Special Focus Districts
30	Information in respect of School Management and Development Committee
31	ICT summary
32	ICT Infrastructure
33	ICT Progress
34	Teacher recruitment - RMSA
35	Teacher recruitment - ICT
36	Teacher recruitment - IEDSS
37	Teacher recruitment - Vocational Education
38	Strengthening of Existing Vocational Schools
39	Recruitment of non-teaching staff RMSA
40	Recruitment of non-teaching staff IEDSS
41	Recruitment of non- teaching staff Girls Hostel
42	Recruitment of non- teaching staff Vocational Educationa
43	Teacher Training status RMSA
44	Teacher Training status ICT
45	Teacher Training status IEDSS
46	Teacher training status Vocational Education
47	Subject Teacher RMSA
48	Excursion tour in RMSA
49	Guidance and Counseling RMSA
50	Community Mobilization
51	Disabled Children type of disability
52	Disabled Children Social Catagory

53	Status of facilities IEDSS
54	Status of Girls Hostel
55	Status of infrastructure IEDSS
56	Media
57	Vocational Educational Progress
58	Financial table
59	Proposal New Vocational Education
60	Proposal Existing Vocational Education
61	Information Civil Works

State:
Table: 1. Basic Information

Basic Administrative Units

Sr. No.	U DISE code	Name of District	No. of Educational Block	No. of CD Blocks	Municipal Corporation/ Urban blocks	No. of revenue Villages/Wards	No. of Habitations	No. of Panchayats	No. of SMDC formed	No. of members in each SMDC
1	1	Thiruvallur	2	14	6	825	4046	558	200	5
2	2	Chennai	4	0	0	55	1166	0	96	5
3	3	Kancheepuram	2	13	10	1214	3951	677	219	5
4	4	Vellore	2	20	14	974	5797	775	303	5
5	5	Dharmapuri	1	8	1	480	3313	261	160	5
6	6	Thiruvannamalai	2	18	4	1266	4401	870	271	5
7	7	Vilupuram	2	22	3	1490	4619	1119	287	5
8	8	Salem	2	20	3	639	5483	419	235	5
9	9	Namakkal	1	15	4	446	3389	351	130	5
10	10	Erode	2	14	11	368	4058	343	126	5
11	11	The Nilgiris	2	4	2	55	1158	48	75	5
12	12	Coimbatore	2	12	12	295	1826	389	167	5
13	13	Dindigul	2	14	3	436	3154	330	126	5
14	14	Karur	1	8	3	203	2257	171	87	5
15	15	Thiruchirappalli	3	14	2	320	2867	426	175	5
16	16	Perambalur	1	4	1	152	568	121	66	5
17	17	Cuddalore	2	13	5	929	3447	698	187	5
18	18	Nagapattinam	2	11	3	525	2870	443	138	5
19	19	Thiruvarur	1	10	4	564	2581	437	120	5
20	20	Thanjavur	2	14	3	859	3902	611	205	5
21	21	Pudukkottai	2	13	2	762	4440	506	178	5
22	22	Sivagangai	2	12	3	504	2890	443	111	5
23	23	Madurai	3	13	6	752	2290	443	170	5
24	24	Theni	2	8	5	113	767	153	93	5
25	25	Virudhunagar	2	11	6	611	1891	460	166	5
26	26	Ramanathapuram	2	11	2	407	2332	452	99	5
27	27	Thoothukudi	2	12	3	458	1821	428	75	5
28	28	Thirunelveli	3	19	5	578	2464	463	138	5
29	29	Kanniyakumari	3	9	4	81	1193	155	135	5
30	30	Krishnagiri	2	10	2	636	4258	337	202	5
31	31	Ariyalur	2	6	2	195	1407	201	100	5
32	32	Thirupur	1	13	7	350	3249	273	118	5
State			64	385	141	17542	93855	13361	4958	5

State:
Table: 2.STAFFING

General

Staffing Status at SPO and DPO under RMSA

S.No.	Levels	Staff sanctioned	Staff filled	Vacant
A	Detail structure of manpower at State level			
1	PROJECT DIRECTOR (IN THE CADRE OF DIRECTOR OF SCHOOL EDUCATION DIRECTOR)	1	1	0
2	JOINT DIRECTOR RMSA	1	1	0
3	DISTRICT EDUCATIONAL OFFICER	1	1	0
4	CHIEF ACCOUNTS OFFICER	1	1	0
5	CONSULTANT	4	4	0
6	ASST STATE COORDINATOR(P.G. CADRE)	3	3	0
7	ASST STATE COORDINATOR(B.T. CADRE)	2	2	0
8	COMPUTER PROGRAMMER	1	1	0
9	OFFICE SUPERINTENDENT	1	1	0
10	ASSISTANT	2	2	0
11		2	2	0
12	OFFICE ASST	2	2	0
13	DRIVER	2	2	0
	Name of the post in Technical Support Group (If TSG constituted)			
1	FIELD EXPERIENCED ASSISTANT DISTRICT PROGRAMME COORDINATOR	1	1	0
2	STATISTICAL OFFICER	1	1	0
3	STATE COMPONENT COORDINATORS	3	3	0
4	STATE MIS COORDINATOR	1	1	0
5	COMPUTER PROGRAMMER	1	1	0
B	Detail structure of manpower at District level			
1	DISTRICT PROGRAMME COORDINATOR(CHIEF EDUCATIONAL OFFICER)	32	32	0
2	ASST DISTRICT PROGRAMME COORDINATOR IN THE CADRE OF SENIOR SECONDARY SCHOOL HEAD MASTER)	32	32	0

State:
Table: 2.STAFFING

3	EDUCATIONAL DISTRICT COORDINATOR IN THE CADRE OF B.T. ASST	66	66	0
4	EDUCATIONAL DISTRICT ACCOUNTS ASST	66	66	0
5	DATA ENTRY OPERATOR	66	63	3
6	CIVIL CONSULTANT	66	54	12
7	ACCOUNTS ASSISTANT(TALLY PROGRAMME SPECIALIST)	66	66	0
	Name of the post in Technical Support Group (If TSG constituted)			
	DIET PLANNING AND MANAGEMENT SENIOR LECTURER	32	32	0
2	STATISTICAL OFFICER(P&M)	32	32	0
...	FIELD EXPERIENCED DISTRICT PROGRAMME COORDINATOR	66	66	0
G	Common Administrative structure of manpower at <u>School level excluding teachers</u> :-			
1	Headmaster	5671	Ex officio	-
2	Assistant Headmaster	5671	Ex officio	-
...				
Total		11896	539	15

State:
Table :3.habitation

Access

Status of unserved Habitation under School Mapping

SL No.	Semis code	Name of District	Method of School Mapping Exercise (GIP Mapping/Manual Mapping)	Whether Distance Matrix Exercise has been conducted (Yes/No)	No. of Habitations	No. of Habitations covered by Sec School in 5 Km areas	No. of Habitations without Sec School in 5 Km radius	No. of unserved Habitations eligible for sec school as per State Norms	No. of unserved Habitations not eligible for sec school as per State Norms	Remarks
1		ARIYALUR	Manual Mapping	yes	1407	688	719	485	234	
2	3302	CHENNAI	Manual Mapping	yes	1166	1153	13	11	2	
3	3312	COIMBATORE	Manual Mapping	yes	1826	1052	774	693	81	
4	3318	CUDDALORE	Manual Mapping	yes	3447	2730	717	661	56	
5	3305	DHARMAPURI	Manual Mapping	yes	3313	1912	1401	1203	198	
6	3313	DINDIGUL	Manual Mapping	yes	3154	1738	1416	1033	383	
7	3310	ERODE	Manual Mapping	yes	4058	2623	1435	1129	306	
8	3303	KANCHEEPURAM	Manual Mapping	yes	3951	3104	847	550	297	
9	3330	KANNIYAKUMARI	Manual Mapping	yes	1193	1006	187	91	96	
10	3314	KARUR	Manual Mapping	yes	2257	1851	406	175	231	
11	3331	KRISHANAGIRI	Manual Mapping	yes	4258	3120	1138	560	578	
12	3324	MADURAI	Manual Mapping	yes	2290	1724	566	488	78	
13	3319	NAGAPATTINAM	Manual Mapping	yes	2870	2165	705	313	392	
14	3309	NAMAKKAL	Manual Mapping	yes	3389	2908	481	227	254	
15	3316	PERAMBALUR	Manual Mapping	yes	568	464	104	78	26	
16	3322	PUDUKKOTTAI	Manual Mapping	yes	4440	3449	991	536	455	
17	3327	RAMANATHAPURAM	Manual Mapping	yes	2332	1204	1128	1025	103	
18	3308	SALEM	Manual Mapping	yes	5483	3653	1830	1356	474	
19	3323	SIVAGANGA	Manual Mapping	yes	2890	2254	636	324	312	
20	3321	THANJAVUR	Manual Mapping	yes	3902	3209	693	369	324	
21	3311	THE NILGIRIS	Manual Mapping	yes	1158	1002	156	125	31	
22	3325	THENI	Manual Mapping	yes	767	625	142	123	19	
23	3301	THIRUVALLUR	Manual Mapping	yes	4046	3603	443	245	198	
24	3320	THIRUVARUR	Manual Mapping	yes	2581	1934	647	456	191	
25	3328	THOOTHUKKUDI	Manual Mapping	yes	1821	1271	550	326	224	
26	3315	TIRUCHIRAPPALLI	Manual Mapping	yes	2867	2334	533	325	208	
27	3329	TIRUNELVELI	Manual Mapping	yes	2464	1993	471	343	128	
28		TIRUPUR	Manual Mapping	yes	3249	1778	1471	1157	314	
29	3306	TIRUVANNAMALAI	Manual Mapping	yes	4401	3433	968	775	193	
30	3304	VELLORE	Manual Mapping	yes	5797	4238	1559	1232	327	
31	3307	VILUPPURAM	Manual Mapping	yes	4619	3672	947	675	272	
32	3326	VIRUDHUNAGAR	Manual Mapping	yes	1891	1333	558	432	126	
					93855	69223	24632	17521	7111	

Status of Previous years sanctioned Schools under RMSA

S.No.	UDISE code	District	No. of new schools sanctioned under RMSA											Progress (No. of schools functioning)				Enrolment in functional Schools under RMSA									Rem	
			2009-10			2010-11			2011-12			Total			Against 2009-10	Against 2010-11	Against 2011-12	Total	2009-10			2010-11			2011-12			
			1 sec	2 sec	Total	1 sec	2 sec	Total	1 sec	2 sec	Total	1 sec	2 sec	Total					B	G	T	B	G	T	B	G		T
1		ARIYALUR		7	7		2	2	0	9	9	0	18	18	7	2	9	18	276	199	475	41	28	69	103	101	204	
2	3302	CHENNAI		0	0		1	1	0	2	2	0	3	3	0	1	2	3	0	0	0	192	176	368	9	10	19	
3	3312	COMBATORE		4	4		6	6	0	11	11	0	21	21	4	6	11	21	199	161	360	124	79	213	154	123	277	
4	3318	CHIDAMBORE		9	9	2	13	15	0	44	44	2	66	68	9	15	44	68	543	322	865	289	168	457	231	244	475	
5	3305	DHARMAPUR		8	8	8	6	14	0	42	42	8	56	64	8	14	42	64	395	237	632	463	337	800	573	454	1027	
6	3313	DINDIGUL		8	8	4	8	12	0	24	24	4	40	44	8	12	24	44	446	346	792	267	200	467	351	250	601	
7	3310	ERODE		6	6	2	4	6	0	30	30	2	40	42	6	6	30	42	554	301	855	97	104	201	304	263	567	
8	3303	KANCHI		7	7		9	9	0	28	28	0	44	44	7	9	28	44	496	353	881	211	182	395	319	321	640	
9	3330	KANNIYAKUMARI		1	1	1	0	1	0	5	5	1	6	7	1	1	6	7	37	15	52	12	7	19	23	12	35	
10	3314	KARUR		6	6		2	2	0	15	15	0	23	23	6	2	15	23	206	160	366	79	44	123	163	148	311	
11	3331	KRISHNAGIRI		13	13	11	10	21	0	47	47	11	70	81	13	21	47	81	569	419	1008	608	639	1247	187	171	358	
12	3324	MADRAS		12	12	6	5	11	0	20	20	6	37	43	12	11	20	43	551	292	843	163	164	347	173	200	373	
13	3319	NAGAPATTINAM		7	7		17	17	0	19	19	0	43	43	7	17	19	43	480	266	726	642	514	1156	212	186	398	
14	3309	NAMAKKAL		2	2		3	3	0	17	17	0	22	22	2	3	17	22	73	58	131	70	52	122	124	99	223	
15	3318	PERAMBALUR		1	1	1	11	12	0	12	12	1	24	25	1	12	12	25	57	25	82	271	257	528	106	119	225	
16	3322	PUDUKKOTAI		5	5		8	8	0	23	23	0	36	36	5	8	23	36	128	136	264	254	215	469	306	216	524	
17	3327	RAMANATHAPURAM		5	5		4	4	0	28	28	0	35	35	5	4	28	35	267	162	429	111	92	203	187	173	380	
18	3304	SALEM		8	8	15	4	19	0	20	20	15	32	47	8	19	20	47	307	220	527	386	244	630	137	118	255	
19	3323	SIVAGANGA		2	2		4	4	0	21	21	0	27	27	2	4	21	27	81	49	130	129	111	240	173	171	344	
20	3321	THANJAVUR		8	8	3	15	18	0	13	13	3	36	39	8	18	13	39	223	246	469	302	285	587	124	103	227	
21	3311	THE NIKKAR		2	2		1	1	0	7	7	0	10	10	2	1	7	10	39	25	64	5	4	9	40	28	68	
22	3325	TIRU		4	4		1	1	0	4	4	0	9	9	4	1	4	9	111	105	216	10	7	17	39	37	76	
23	3301	TIRUVALLUR		7	7		16	16	0	36	36	0	59	59	7	16	36	59	249	198	447	444	429	873	411	328	739	
24	3320	TIRUVARUR		3	3		10	10	0	13	13	0	26	26	3	10	13	26	173	144	317	266	168	434	163	152	315	
25	3328	TIOOTHUKUDI		5	5	1	3	4	0	9	9	1	17	18	5	4	9	18	193	173	366	93	80	173	49	42	91	
26	3315	TIRUCHIRAPPALLI		6	6		13	13	0	25	25	0	44	44	6	13	25	44	249	183	432	281	221	502	149	125	274	
27	3329	TIRUNELVELI		4	4		3	3	0	12	12	0	18	18	4	3	12	18	143	97	240	64	55	119	90	71	161	
28		TIRUPUR		4	4		11	11	0	23	23	0	38	38	4	11	23	38	279	174	453	401	434	835	161	138	300	
29	3306	TIRUVANNAMALAI		8	8	6	24	30	0	47	47	6	79	85	8	30	47	85	452	420	872	590	498	1088	483	412	895	
30	3304	VELLORE		11	11		16	16	0	33	33	0	60	60	11	16	33	60	387	315	702	577	333	910	312	289	581	
31	3307	VILUPPURAM		10	10		18	18	1	62	63	1	90	91	10	18	63	91	703	504	1207	388	324	692	922	895	1817	
32	3326	VIRUDHUNAGAR		17	17	2	34	36	0	40	40	2	61	63	17	36	40	63	771	539	1310	391	323	714	70	59	129	
Total			8	200	200	82	282	344	1	798	710	63	1791	1254	200	344	710	1254	9639	6874	16513	8211	6794	15065	6839	6039	12889	

State:
Table: 5.school type

Genera

Schooling Structure (Total schools)

S. No.	U DISE CODE	Name of District	No. of Schools with classes I to X	No. of Schools with classes I to XII	No. of Schools with classes VI to X	No. of Schools with classes VI to XII	No. of Schools with classes VII to X	No. of Schools with classes VII to XII	No. of Schools with classes VIII to X	No. of Schools with classes VIII to XII	No. of Schools with classes IX to X	No. of Schools with classes IX to XII	No. of Schools with classes XI to XII
1	3302	CHENNAI	114	288	84	164			1	2			3
2	3312	COIMBATORE	138	240	169	196			0	1			1
3	3318	CUDDALORE	53	56	147	131			0	0			0
4	3305	DHARMAPURI	29	34	129	91			0	0			0
5	3313	DINDIGUL	34	47	117	123			0	0			0
6	3310	ERODE	71	82	133	158			0	0			0
7	3303	KANCHEEPURAM	123	158	165	152			0	0			0
8	3330	KANNIYAKUMARI	80	77	117	131			0	0			0
9	3314	KARUR	29	20	65	70			0	0			0
10	3331	KRISHANAGIRI	45	46	175	94			0	0			0
11	3324	MADURAI	68	109	126	156			0	0			0
12	3319	NAGAPATTINAM	37	29	114	86			2	0			0
13	3309	NAMAKKAL	52	56	75	122			0	0			0
14	3316	PERAMBALUR	22	16	130	102			0	0			0
15	3322	PUDUKKOTTAI	37	24	126	108			0	0			0
16	3327	RAMANATHAPURAM	24	22	92	87			0	1			0
17	3308	SALEM	80	81	153	164			0	1			0
18	3323	SIVAGANGA	27	27	107	97			0	1			0
19	3321	THANJAVUR	47	58	159	133			0	0			0
20	3311	THE NILGIRIS	50	35	68	51			0	0			0
21	3325	THENI	25	23	54	82			0	0			0
22	3301	THIRUVALLUR	155	177	172	115			0	0			0
23	3320	THIRUVARUR	25	21	80	80			0	0			0
24	3328	THOOTHUKKUDI	42	33	79	123			0	3			0
25	3315	TIRUCHIRAPPALLI	70	59	130	161			0	0			0
26	3329	TIRUNELVELI	57	79	127	186			0	0			0
27	3306	TIRUVANNAMALAI	40	33	225	145			0	0			0

State:
Table: 5.school type

Gene

28	3304	VELLORE	62	96	199	208			0	0			0
29	3307	VILUPPURAM	64	42	229	189			1	1			0
30	3326	VIRUDHUNAGAR	22	38	126	139			1	0			0
		Total	1722		3872	3844			5	10			4

State:
Table: 6.class 9-10 school

General

Number of Schools having classes IX-X by Funding

S. No.	U DISE CODE	District	Total No. of Secondary Schools	State Govt Secondary Schools	Local Body	Central Govt Sec school or PSUs (KVS/NVS etc.)	Pvt. Aided (Contributes to the major share of the school's budget)	Pvt. Unaided
1	3302	CHENNAI	646	321	0	38	177	32
2	3312	COIMBATORE	744	540	0	20	77	52
3	3318	CUDDALORE	387	319	0	5	46	0
4	3305	DHARMAPURI	283	242	0	1	8	21
5	3313	DINDIGUL	321	203	0	7	73	19
6	3310	ERODE	443	331	0	10	39	47
7	3303	KANCHEEPURAM	598	440	0	30	59	35
8	3330	KANNIYAKUMARI	405	245	0	4	132	16
9	3314	KARUR	184	131	0	3	15	24
10	3331	KRISHANAGIRI	360	315	0	5	8	29
11	3324	MADURAI	459	292	0	6	86	9
12	3319	NAGAPATTINAM	268	202	0	4	47	5
13	3309	NAMAKKAL	305	235	0	9	16	37
14	3316	PERAMBALUR	270	210	0	0	21	32
15	3322	PUDUKKOTTAI	295	245	0	1	29	14
16	3327	RAMANATHAPURAM	226	169	0	2	47	5
17	3308	SALEM	479	329	0	6	36	85
18	3323	SIVAGANGA	259	180	0	2	59	14
19	3321	THANJAVUR	397	290	0	5	57	34
20	3311	THE NILGIRIS	203	112	0	13	35	23
21	3325	THENI	184	115	0	1	37	10
22	3301	THIRUVALLUR	619	440	0	20	36	98
23	3320	THIRUVARUR	206	164	0	2	25	10
24	3328	THOOTHUKKUDI	278	138	0	3	123	9
25	3315	TIRUCHIRAPPALLI	420	263	0	15	98	16
26	3329	TIRUNELVELI	449	258	0	4	150	20
27	3306	TIRUVANNAMALAI	443	364	0	1	36	28
28	3304	VELLORE	564	355	0	4	64	110
29	3307	VILUPPURAM	526	417	0	2	49	39
30	3326	VIRUDHUNAGAR	326	201	0	1	86	27
		Total	11547	8066	0	224	1771	901

Schools by Category

S. No.	U DISE CODE	District	Secondary School	Hr. Sec. School	Intermediate/ Junior College	Degree College with +2 level	Post-Graduate college with +2 and +3	Others
1		Ariyalur	90	59	0	0	0	0
2	3302	Chennai	197	453	0	0	0	0
3	3312	Coimbatore	204	326	0	0	0	0
4	3318	Cuddalore	200	187	0	0	0	0
5	3305	Dharmapuri	158	125	0	0	0	0
6	3313	Dindigul	151	170	0	0	0	0
7	3310	Erode	158	186	0	0	0	0
8	3303	Kancheepuram	288	310	0	0	0	0
9	3330	Kanyakumari	197	208	0	0	0	0
10	3314	Karur	94	90	0	0	0	0
11	3331	Krishnagiri	221	140	0	0	0	0
12	3324	Madurai	194	265	0	0	0	0
13	3319	Nagapattinam	153	115	0	0	0	0
14	3309	Namakkal	127	178	0	0	0	0
15	3316	Perambalur	62	59	0	0	0	0
16	3322	Pudukkottai	163	132	0	0	0	0
17	3327	Ramanathapuram	116	110	0	0	0	0
18	3308	Salem	233	246	0	0	0	0
19	3323	Sivagangai	134	125	0	0	0	0
20	3321	Thanjavur	207	191	0	0	0	0
21	3311	The Nilgiris	118	86	0	0	0	0
22	3325	Theni	79	105	0	0	0	0
23	3301	Thiruchirappalli	200	220	0	0	0	0
24	3320	Thirunelveli	184	265	0	0	0	0
25	3328	Thiruvallur	327	292	0	0	0	0
26	3315	Thiruvannamalai	265	178	0	0	0	0
27	3329	Thiruvavur	105	101	0	0	0	0
28		Thoothukudi	121	159	0	0	0	0
29	3306	Tiruppur	149	166	0	0	0	0
30	3304	Vellore	261	304	0	0	0	0
31	3307	Villupuram	294	232	0	0	0	0
32	3326	Virudhunagar	149	177	0	0	0	0
Total			5599	5960	0	0	0	0

State:
Table: 8.sch. RMSA

Strengthening

Schools already Supported under RMSA

S. No.	U DISE CODE	District	No. of Government SSs as on 2008-09	No. of Schools with 2 Section and above	Schools with 1 Section	Schools supported for strengthening under RMSA			Balance Schools
						2009-10	2011-12	2011-12	
1		ARIYALUR	179	18	0	7	2	9	0
2	3302	CHENNAI	97	3	0	0	1	2	0
3	3312	COIMBATORE	198	21	0	4	6	11	0
4	3318	CUDDALORE	279	66	2	9	15	44	0
5	3305	DHARMAPURI	138	58	8	8	14	42	0
6	3313	DINDIGUL	239	40	4	8	12	24	0
7	3310	ERODE	256	40	2	6	6	30	0
8	3303	KANCHEEPURAM	207	44	0	7	9	28	0
9	3330	KANNIYAKUMARI	123	6	1	1	1	5	0
10	3314	KARUR	121	23	0	6	2	15	0
11	3331	KRISHANAGIRI	77	70	11	13	21	47	0
12	3324	MADURAI	156	37	6	12	11	20	0
13	3319	NAGAPATTINAM	111	43	0	7	17	19	0
14	3309	NAMAKKAL	77	22	0	2	3	17	0
15	3316	PERAMBALUR	149	24	1	1	12	12	0
16	3322	PUDUKKOTTAI	52	36	0	5	8	23	0
17	3327	RAMANATHAPURAM	158	35	0	5	4	26	0
18	3308	SALEM	113	32	15	8	19	20	0
19	3323	SIVAGANGA	106	27	0	2	4	21	0
20	3321	THANJAVUR	180	36	3	8	18	13	0
21	3311	THE NILGIRIS	162	10	0	2	1	7	0
22	3325	THENI	111	9	0	4	1	4	0
23	3301	THIRUVALLUR	148	59	0	7	16	36	0
24	3320	THIRUVARUR	88	26	0	3	10	13	0
25	3328	THOOTHUKKUDI	112	17	1	5	4	9	0
26	3315	TIRUCHIRAPPALLI	91	44	0	6	13	25	0
27	3329	TIRUNELVELI	70	19	0	4	3	12	0
28		TIRUPUR	139	38	0	4	11	23	0
29	3306	TIRUVANNAMALAI	126	79	6	8	30	47	0
30	3304	VELLORE	171	60	0	11	16	33	0

State:
Table: 8.sch. RMSA

Strengthen

31	3307	VILUPPURAM	89	90	1	10	18	63	0
32	3326	VIRUDHUNAGAR	103	61	2	17	36	10	0
Total			4426	1191	63	200	344	710	0

SOURCE:

State:
Table: 9.TEACHER

Genera

Teachers Sanctioned and Vacancy in Schools, having classes IX-X

S. No.	U DISE CODE	District	Govt schools			Govt Aided schools		
			No. of Government Sec Schools	No. of Secondary School Teachers		No. of Govt. Aided Schools	No. of Govt Aided schools Teachers	
				Sanctioned post	In position		Vacant	Sanctioned post
1	3302	CHENNAI	325		6861	177		4557
2	3312	COIMBATORE	546		12962	77		2495
3	3318	CUDDALORE	331		6129	46		1507
4	3305	DHARMAPURI	249		5405	8		150
5	3313	DINDIGUL	217		3619	73		1766
6	3310	ERODE	336		289	39		0
7	3303	KANCHEEPURAM	462		9466	59		1624
8	3330	KANNIYAKUMARI	249		4440	132		3410
9	3314	KARUR	138		2293	15		317
10	3331	KRISHANAGIRI	316		4879	8		178
11	3324	MADURAI	326		6187	86		2788
12	3319	NAGAPATTINAM	207		2930	47		1016
13	3309	NAMAKKAL	242		6733	16		551
14	3316	PERAMBALUR	217		3441	21		800
15	3322	PUDUKKOTTAI	248		3677	29		692
16	3327	RAMANATHAPURAM	171		1946	47		1068
17	3308	SALEM	340		7760	36		1587
18	3323	SIVAGANGA	183		2604	59		1153
19	3321	THANJAVUR	301		121	57		0
20	3311	THE NILGIRIS	116		2071	35		937
21	3325	THENI	131		2316	37		1090
22	3301	THIRUVALLUR	451		10527	36		1010
23	3320	THIRUVARUR	167		2341	25		944
24	3328	THOOTHUKKUDI	140		2376	123		2658
25	3315	TIRUCHIRAPPALLI	284		5961	98		4333
26	3329	TIRUNELVELI	266		6429	150		3656
27	3306	TIRUVANNAMALAI	372		6242	36		531
28	3304	VELLORE	370		8478	64		1273
29	3307	VILUPPURAM	431		8336	49		1179
30	3326	VIRUDHUNAGAR	205		2844	86		1605
		Total	8337		149663	1771		44875

State Level Proposal for Trainings during the Financial Year 2013-14

S. No.	U DISE CODE	Name of the Districts	Total Teachers in Secondary Schools			Mathematics
			Gov.Schools (having classes IX-X)	Gov. Aided Schools (having classes IX-X)	Total	
1	3301	THIRUVALLUR	-	-	-	3
2	3302	CHENNAI	-	-	-	3
3	3303	KANCHEEPURAM	-	-	-	3
4	3304	VELLORE	-	-	-	3
5	3305	DHARMAPURI	-	-	-	3
6	3306	TIRUVANNAMALAI	-	-	-	3
7	3307	VILUPPURAM	-	-	-	3
8	3308	SALEM	-	-	-	3
9	3309	NAMAKKAL	-	-	-	3
10	3310	ERODE	-	-	-	3
11	3311	THE NILGIRIS	-	-	-	3
12	3312	COIMBATORE	-	-	-	3
13	3313	DINDIGUL	-	-	-	3
14	3314	KARUR	-	-	-	3
15	3315	TIRUCHIRAPPALLI	-	-	-	3
16	3316	PERAMBALUR	-	-	-	3
17	3317	ARIYALUR	-	-	-	3
18	3318	CUDDALORE	-	-	-	3
19	3319	NAGAPATTINAM	-	-	-	3
20	3320	THIRUVARUR	-	-	-	3
21	3321	THANJAVUR	-	-	-	3
22	3322	PUDUKKOTTAI	-	-	-	3
23	3323	SIVAGANGA	-	-	-	3
24	3324	MADURAI	-	-	-	3
25	3325	THENI	-	-	-	3
26	3326	VIRUDHUNAGAR	-	-	-	3
27	3327	RAMANATHAPURAM	-	-	-	3
28	3328	THOOTHUKKUDI	-	-	-	3

State:
Table: 9.TEACHER

Genera

Teachers Sanctioned and Vacancy in Schools.having classes IX-X

S. No.	U DISE CODE	District	Govt schools			Govt Aided schools				
			No. of Government Sec Schools	No. of Secondary School Teachers Sanctioned post	In position	Vacant	No. of Govt. Aided Schools	No. of Govt Aided schools Teachers Sanctioned post	In position	Vacant
1	3302	CHENNAI	325		6861		177		4557	
2	3312	COIMBATORE	546		12962		77		2495	
3	3318	CUDDALORE	331		6129		46		1507	
4	3305	DHARMAPURI	249		5405		8		150	
5	3313	DINDIGUL	217		3619		73		1766	
6	3310	ERODE	336		289		39		0	
7	3303	KANCHEEPURAM	462		9466		59		1624	
8	3330	KANNIYAKUMARI	249		4440		132		3410	
9	3314	KARUR	138		2293		15		317	
10	3331	KRISHANAGIRI	316		4879		8		178	
11	3324	MADURAI	326		6187		86		2788	
12	3319	NAGAPATTINAM	207		2930		47		1016	
13	3309	NAMAKKAL	242		6733		16		551	
14	3316	PERAMBALUR	217		3441		21		800	
15	3322	PUDUKKOTTAI	248		3677		29		692	
16	3327	RAMANATHAPURAM	171		1946		47		1068	
17	3308	SALEM	340		7760		36		1587	
18	3323	SIVAGANGA	183		2604		59		1153	
19	3321	THANJAVUR	301		121		57		0	
20	3311	THE NILGIRIS	116		2071		35		937	
21	3325	THENI	131		2316		37		1090	
22	3301	THIRUVALLUR	451		10527		36		1010	
23	3320	THIRUVARUR	167		2341		25		944	
24	3328	THOOTHUKKUDI	140		2376		123		2658	
25	3315	TIRUCHIRAPPALLI	284		5961		98		4333	
26	3329	TIRUNELVELI	266		6429		150		3656	
27	3306	TIRUVANNAMALAI	372		6242		36		531	
28	3304	VELLORE	370		8478		64		1273	
29	3307	VILUPPURAM	431		8336		49		1179	
30	3326	VIRUDHUNAGAR	205		2844		86		1605	
		Total	8337		149663		1771		44875	

State Level Proposal for Trainings during the Financial Year 2013-14

S. No.	U DISE CODE	Name of the Districts	Total Teachers in Secondary Schools			Mathematics
			Gov.Sch ools (having classes IX-X)	Gov. Aided Schools (having classes IX-X)	Total	
1	3301	THIRUVALLUR	-	-	-	3
2	3302	CHENNAI	-	-	-	3
3	3303	KANCHEEPURAM	-	-	-	3
4	3304	VELLORE	-	-	-	3
5	3305	DHARMAPURI	-	-	-	3
6	3306	TIRUVANNAMALAI	-	-	-	3
7	3307	VILUPPURAM	-	-	-	3
8	3308	SALEM	-	-	-	3
9	3309	NAMAKKAL	-	-	-	3
10	3310	ERODE	-	-	-	3
11	3311	THE NILGIRIS	-	-	-	3
12	3312	COIMBATORE	-	-	-	3
13	3313	DINDIGUL	-	-	-	3
14	3314	KARUR	-	-	-	3
15	3315	TIRUCHIRAPPALLI	-	-	-	3
16	3316	PERAMBALUR	-	-	-	3
17	3317	ARIYALUR	-	-	-	3
18	3318	CUDDALORE	-	-	-	3
19	3319	NAGAPATTINAM	-	-	-	3
20	3320	THIRUVARUR	-	-	-	3
21	3321	THANJAVUR	-	-	-	3
22	3322	PUDUKKOTTAI	-	-	-	3
23	3323	SIVAGANGA	-	-	-	3
24	3324	MADURAI	-	-	-	3
25	3325	THENI	-	-	-	3
26	3326	VIRUDHUNAGAR	-	-	-	3
27	3327	RAMANATHAPURAM	-	-	-	3
28	3328	THOOTHUKKUDI	-	-	-	3

State Level Proposal for Trainings during the Financial Year 2013-14

S. No.	U DISE CODE	Name of the Districts	Total Teachers in Secondary Schools			No. of Proposed Master Trainers for Training												
			Gov. Schools (having classes IX-X)	Gov. Aided Schools (having classes IX-X)	Total	Name of the Subjects												
						Mathematics	Science			Social Studies				English	Hindi	Sanskrit	Regional Language (Specify)	
1	3301	THIRUVALLUR	-	-	-	3	2	2	2	2	1	2	-	4	-	-	4	
2	3302	CHENNAI	-	-	-	3	2	2	2	2	1	2	-	4	-	-	4	
3	3303	KANCHEEPURAM	-	-	-	3	2	2	2	2	1	2	-	4	-	-	4	
4	3304	VELLORE	-	-	-	3	2	2	2	2	1	2	-	4	-	-	4	
5	3305	DHARMAPURI	-	-	-	3	2	2	2	2	1	2	-	4	-	-	4	
6	3306	TIRUVANNAMALAI	-	-	-	3	2	2	2	2	1	2	-	4	-	-	4	
7	3307	VILUPPURAM	-	-	-	3	2	2	2	2	1	2	-	4	-	-	4	
8	3308	SALEM	-	-	-	3	2	2	2	2	1	2	-	4	-	-	4	
9	3309	NAMAKKAL	-	-	-	3	2	2	2	2	1	2	-	4	-	-	4	
10	3310	ERODE	-	-	-	3	2	2	2	2	1	2	-	4	-	-	4	
11	3311	THE NILGIRIS	-	-	-	3	2	2	2	2	1	2	-	4	-	-	4	
12	3312	COIMBATORE	-	-	-	3	2	2	2	2	1	2	-	4	-	-	4	
13	3313	DINDIGUL	-	-	-	3	2	2	2	2	1	2	-	4	-	-	4	
14	3314	KARUR	-	-	-	3	2	2	2	2	1	2	-	4	-	-	4	
15	3315	TIRUCHIRAPPALLI	-	-	-	3	2	2	2	2	1	2	-	4	-	-	4	
16	3316	PERAMBALUR	-	-	-	3	2	2	2	2	1	2	-	4	-	-	4	
17	3317	ARIYALUR	-	-	-	3	2	2	2	2	1	2	-	4	-	-	4	
18	3318	CUDDALORE	-	-	-	3	2	2	2	2	1	2	-	4	-	-	4	
19	3319	NAGAPATTINAM	-	-	-	3	2	2	2	2	1	2	-	4	-	-	4	
20	3320	THIRUVARUR	-	-	-	3	2	2	2	2	1	2	-	4	-	-	4	
21	3321	THANJAVUR	-	-	-	3	2	2	2	2	1	2	-	4	-	-	4	
22	3322	PUDUKKOTTAI	-	-	-	3	2	2	2	2	1	2	-	4	-	-	4	
23	3323	SIVAGANGA	-	-	-	3	2	2	2	2	1	2	-	4	-	-	4	
24	3324	MADURAI	-	-	-	3	2	2	2	2	1	2	-	4	-	-	4	
25	3325	THENI	-	-	-	3	2	2	2	2	1	2	-	4	-	-	4	
26	3326	VIRUDHUNAGAR	-	-	-	3	2	2	2	2	1	2	-	4	-	-	4	
27	3327	RAMANATHAPURAM	-	-	-	3	2	2	2	2	1	2	-	4	-	-	4	
28	3328	THOOTHUKUDI	-	-	-	3	2	2	2	2	1	2	-	4	-	-	4	
29	3329	TIRUNELVELI	-	-	-	3	2	2	2	2	1	2	-	4	-	-	4	
30	3330	KANNIYAKUMARI	-	-	-	3	2	2	2	2	1	2	-	4	-	-	4	
31	3331	KRISHNAGIRI	-	-	-	3	2	2	2	2	1	2	-	4	-	-	4	
32	3332	TIRUPPUR	-	-	-	3	2	2	2	2	1	2	-	4	-	-	4	

State:
Table: 12

Pupil Assessment Systems in States

Stage	No. of tests in a Year	Whether marking or grading system	Board exam. at which class	Frequency of sharing report cards with parents	No. of schools where Comprehensive and Continous Evaluation is bieng followed at the secondary stage	curriculumf allowed	Text book as per the requirment of the state	Text Book adatped form NCERT .(Yes or No)
Secondary IX and X	3 Mid Term 3 Terminal (including the Annual Exam)	Marking System	X Std	At the end of every Examination 5 times in a year	Nil CCE is to be implemented for IX and X from 2013-14	State Board of Secondary Education	Based on the Curriculum printed and supplied by	Yes

SOURCE:

Population 14-15 age group District Wise

S.No	U DISE CODE	District	Population				
			All Community			SC	
			Boys	Girls	Total	Boys	Girls
1		ARIYALUR	14214	12484	26698	3461	3690
2	3302	CHENNAI	66620	65470	132090	13239	14402
3	3312	COIMBATORE	52983	52877	105860	16228	16152
4	3318	CUDDALORE	40581	39124	79705	9656	9872
5	3305	DHARMAPURI	28756	24500	53256	4807	4154
6	3313	DINDIGUL	34244	30963	65207	8183	7830
7	3310	ERODE	34262	31455	65717	10686	10512
8	3303	KANCHEEPURAM	61775	54297	116072	11255	10938
9	3330	KANNIYAKUMARI	33287	26615	59902	6520	5862
10	3314	KARUR	17206	14495	31701	2614	2820
11	3331	KRISHANAGIRI	31077	30614	61691	11426	12391
12	3324	MADURAI	48827	47130	95957	9194	9677
13	3319	NAGAPATTINAM	29098	27216	56314	5882	6469
14	3309	NAMAKKAL	30434	27621	58055	6548	6368
15	3316	PERAMBALUR	10675	9489	20164	1843	2065
16	3322	PUDUKKOTTAI	29964	25323	55287	9002	8599
17	3327	RAMANATHAPURAM	21862	20765	42627	7596	7258
18	3308	SALEM	51655	54286	105938	17051	19899
19	3323	SIVAGANGA		22079	43726	8088	9095
20	3321	THANJAVUR		38834	77243	8012	8829
21	3311	THE NILGIRIS		12136	25347	2327	2436
22	3325	THENI		19415	39809	3659	3883
23	3301	THIRUVALLUR	51111	53020	108971	8426	8135
24	3320	THIRUVARUR	41111	19390	41701	4563	4566
25	3328	THOOTHUKKUDI	41181	27230	54711	5391	5762
26	3315	TIRUCHIRAPPALLI	44689	44234	88923	10039	9635
27	3329	TIRUNELVELI	49692	51411	101103	10686	11515
28		TIRUPUR	32458	32004	64462	6188	6517
29	3306	TIRUVANNAMALAI	39147	37763	76910	2733	2933
30	3304	VELLORE	65031	59224	124255	9934	9773
31	3307	VILUPPURAM	47541	48839	96380	12201	12567
32	3326	VIRUDHUNAGAR	30695	28827	59522	5820	6122

State
Table:15

		TOTAL	1146174	1089130	2235304	252688	260322
--	--	--------------	---------	---------	---------	--------	--------

State
Table:15

				Enrollment					
ST				All Community			SC		
Total	Boys	Girls	Total	Boys	Girls	Total	Boys	Girls	Total
7151	104	92	196						
27641	258	463	721						
32380	446	407	853						
19528	718	637	1355						
8961	901	870	1771						
16013	913	634	1547						
21198	605	505	1110						
22193	2164	1772	3936						
12382	951	951	1902						
5434	103	86	189						
23817	837	804	1641						
18871	414	395	809						
12351	162	174	336						
12916	117	74	191						
3908	106	104	210						
17601	303	322	625						
14854	68	125	193						
36950	90	59	149						
17183	31	33	64						
16841	72	76	148						
4763	12	9	21						
7542	4	0	4						
16561	427	170	597						
9129	28	16	44						
11153	591	342	933						
19674	4	22	26						
22201	181	197	378						
12705	184	148	332						
5666	330	277	607						
19707	299	322	621						
24768	525	382	907						
11942	486	381	867						

State
Table:15

513010	12796	11193	23989						
--------	-------	-------	-------	--	--	--	--	--	--

State
Table:15

--	--	--

Total Enrollment Status in schools having Classes IX to X

S. No.	U DISE CODE	District	Govt. Secondary Schools														
			All Community						SC								
			Enrolment Class IX			Enrolment Class X			Enrolment Class IX			Enrolment Class X			Enrolment Class IX		
			B	G	T	B	G	T	B	G	T	B	G	T	B	G	T
1		Ariyalur	4185	4042	8227	4346	4012	8358	1555	1478	3033	1443	1421	2864	85	77	162
2		Chennai	7224	8015	15239	5974	7522	13496	2892	3119	6011	2165	2638	4803	18	16	34
3		Coimbatore	8933	9084	18011		10164	19621	3020	2849	5869	2992	3152	6144	176	185	361
4		Cuddalore	11432	12127	23559	10702	11706	22498	5737	5914	11651	5086	5571	10657	95	126	221
5		Dharmapuri	11539	10295	21834	11016	9966	20982	2261	2040	4301	2165	2008	4173	541	475	1016
6		Dindigul			9924	7752	6972	14724	2271	1997	4268	2211	2046	4257	32	31	63
7		Erode				8105	8308	16413	2372	2309	4681	2208	2251	4459	115	100	215
8		Kancheepuram	13192	13000		314	14338	27652	5724	5545	11269	5702	5806	11508	249	215	464
9		Kanyakumari	3698	3313		201	3387	7288	404	355	759	413	323	736	38	29	67
10		Karur	4420	4217	8637	4193	4281	8474	1380	1243	2623	1280	1304	2584	71	79	150
11		Krishnagiri	11376	11032	22408	11121	10998	22119	2093	2080	4173	2038	2107	4145	119	111	230
12		Madurai	8406	8680	17086	7634	8582	16216	2308	2102	4410	2036	2056	4092	31	19	50
13		Nagapattinam	8791	7836	16627	7558	8021	15579	4110	3754	7864	3339	3809	7148	37	37	74
14		Namakkal	7007	6531	13538	7114	6996	14110	2180	1982	4162	2103	2215	4318	408	327	735
15		Perambalur	2796	2760	5556	2686	2825	5511	1227	1150	2377	1147	1202	2349	38	40	78
16		Pudukkottai	8430	9200	17630	8049	9329	17378	1971	1970	3941	1773	2001	3774	0	0	0
17		Ramanathapuram	3963	3915	7878	3911	4138	8049	936	911	1847	916	1034	1950	1	0	1
18		Salem	14602	14852	29454	15266	15503	30769	3472	3408	6880	3458	3679	7137	615	612	1227
19		Sivagangai	4266	4752	9018	4358	4908	9266	992	1105	2097	985	1154	2139	0	0	0
20		Thanjavur	9763	9453	19216	9715	9863	19578	3105	2964	6069	3008	3052	6060	17	20	37
21		The Nilgiris	2201	1779	3980	2531	1946	4477	1162	840	2002	1383	928	2311	144	149	293

State:
Table: 13.ENR. 9-10

MIS

22	Theni	4929	4069	8998	4402	3780	8182	1639	1287	2926	1328	1137	2465	9	12	21
23	Thiruchirappalli	9435	8387	17822	7748	8061	15809	2477	2174	4651	1934	2051	3985	106	87	193
24	Thirunelveli	8202	9104	17306	7216	8855	16071	2381	2512	4893	1958	2242	4200	45	30	75
25	Thiruvallur	12534	12504	25038	12414	12423	24837	5129	4826	9955	4928	4615	9543	246	236	482
26	Thiruvannamalai	12672	12992	25664	12550	13018	25568	3638	3482	7120	3461	3612	7073	414	318	732
27	Thiruvannamalai	6432	6281	12713	5728	6283	12011	3496	3381	6877	2876	3465	6341	58	54	112
28	Thoothukudi	2987	3485	6472	2573	3323	5896	1026	932	1958	805	940	1745	9	8	17
29	Tiruppur	7863	7870	15733	8064	8352	16416	2345	2341	4686	2212	2414	4626	172	56	228
30	Vellore	17013	17873	34886	17636	18069	35705	4716	4850	9566	4946	4899	9845	413	310	723
31	Vilupuram	16172	16933	33105	16481	17357	33838	6667	6819	13486	6698	6809	13507	443	351	794
32	Virudhunagar	6950	6356	13306	5542	5502	11044	2340	2050	4390	1777	1782	3559	43	60	103
Total		267698	266601	534299	259147	268788	527935	87026	83769	170795	80774	83723	164497	4788	4170	8958

SOURCE:

State:
Table: 13.ENR. 9-10

			Govt. Aided Secondary Schools												
ST			All Community						SC						Enrc
Enrolment Class			Enrolment Class IX			Enrolment Class X			Enrolment Class IX			Enrolment Class X			Enrc
B	G	T	B	G	T	B	G	T	B	G	T	B	G	T	B
61	58	1		1776	2965	1187	1734	2921	190	324	514	165	259	424	11
14	16	30				11275	12395	23670	3882	3803	7685	3296	3369	6665	25
154	170	324	5200				5945	11361	928	1145	2073	945	1219	2164	24
64	78	142	6470	5606	12076		5409	11687	2004	1824	3828	1815	1664	3479	46
457	438	895	826	481	1307	628	376	1004	126	68	194	175	55	180	15
11	11	22	7367			6883	6745	13628	1754	1725	3479	15	69	3184	25
78	72	150				2740	2504	5244	667	575	1242		32	1047	11
140	167	307					5286	10976	2131	1780	3911	1631	1802	3663	72
32			2	8109			8578	16088	438	485	923	367	578	945	22
64			1077	1334	2411		1247	2215	225	295	520	175	232	407	4
106	95		948	938	1886	820	916	1736	153	142	295	145	158	303	14
19	9	3	11153	10043	21196	10464	9747	20211	1552	1501	3053	1457	1387	2844	26
44	31		4853	4710	9563	4263	4678	8941	1630	1745	3375	1372	1729	3101	15
392	336	728	1297	1335	2632	1115	1411	2526	378	363	741	258	344	602	13
30	28	58	842	662	1504	678	550	1228	232	210	442	179	177	356	3
0	0	0	2725	2072	4797	2501	1995	4496	562	465	1027	436	393	829	0
2	0	2	5669	4822	10491	5366	5012	10378	1310	1126	2436	1149	1067	2216	1
616	574	1190	4859	4052	8911	5079	4014	9093	979	793	1772	955	824	1779	135
0	0	0	4727	4219	8946	4341	4097	8438	1072	953	2025	911	911	1822	0
24	17	41	5914	7162	13076	5598	6797	12395	1660	1718	3378	1389	1575	2964	17
112	110	222	1791	2402	4193	1864	2663	4527	890	1206	2096	906	1201	2107	40

State:
Table: 13.ENR. 9-10

MIS

4	3	7	5017	4447	9464	4665	4362	9027	1128	1063	2191	1016	964	1980	2
112	105	217	10311	10398	20709	9068	9963	19031	2358	2470	4828	1857	2121	3978	42
24	57	81	13821	12494	26315	11899	11448	23347	2839	2382	5221	2195	2179	4374	43
160	168	328	3538	4394	7932	3241	4247	7488	1236	1502	2738	1072	1375	2447	39
324	256	580	2827	2328	5155	2633	2293	4926	656	540	1196	615	533	1148	121
57	67	124	3014	3184	6198	2791	3149	5940	1140	953	2093	919	874	1793	17
5	20	25	9780	8286	18066	8198	7708	15906	2511	2021	4532	2007	1750	3757	37
160	74	234	2276	2721	4997	2147	2904	5051	533	657	1190	458	688	1146	4
340	330	670	7229	6137	13366	7330	6074	13404	1784	1750	3534	1822	1721	3543	110
301	295	596	4439	3576	8015	4483	3663	8146	1425	1024	2449	1385	1036	2421	104
39	35	74	8274	8672	16946	7161	7707	14868	1634	1883	3517	1324	1606	2930	5
3946	3746	7692	166598	159828	326426	154280	155617	309897	40007	38491	78498	34636	35962	70598	1043

State:
Table: 13.ENR. 9-10

ST				
		Enrolment Class X		
G	T	B	G	T
6	17	4	8	12
6	31	15	14	29
23	47	19	23	42
60	106	33	67	100
11	26	10	13	23
	76	13	20	33
	30	17	9	26
	133	100	47	147
	50	13	23	36
0	4	1	3	4
1	15	3	2	5
9	35	25	15	40
19	34	4	13	17
24	37	10	28	38
1	4	4	3	7
0	0	0	0	0
2	3	1	0	1
121	256	125	94	219
0	0	0	0	0
27	44	16	14	30
41	81	27	53	80

State:
Table: 14.GER DIST.

MIS

SS VIII TO IX	TRANSITION RATE CLASS IX TO X			GPI
	All community			
T	B	G	T	
98.40	89.80	92.90	91.40	1.06
100.30	91.30	95.80	93.50	1.02
100.00	85.60	88.60	87.10	1.01
100.20	83.80	86.40	85.00	0.93
99.00	74.60	80.30	77.30	0.94
98.00	77.50	84.40	80.80	0.95
98.70	82.40	89.20	85.60	1.00
100.70	91.10	100.70	95.70	1.02
98.00	75.50	82.30	78.70	0.94
99.20	87.30	87.90	87.60	1.02
98.30	81.00	84.00	82.40	0.97
99.60	68.60	78.30	73.60	1.01
98.90	87.50	90.50	88.60	0.86
99.80	75.60	82.20	78.60	0.98
99.90	81.20	89.40	85.10	1.02
99.30	84.00	85.40	84.70	1.00
99.20	83.40	86.90	85.10	0.97
100.00	80.00	86.40	83.10	0.98
98.70	73.50	80.50	76.90	0.99
97.90	86.70	89.80	88.20	0.98
99.40	82.90	85.40	84.10	0.91
99.50	85.80	89.90	87.80	1.00
98.90	72.20	75.00	73.60	0.98
98.80	76.50	87.20	81.60	1.01
99.40	74.40	81.70	78.00	1.01
99.50	81.00	87.60	84.20	1.05
98.70	95.60	100.30	97.80	0.98
99.30	90.80	93.30	92.00	0.97
99.40	83.10	88.60	85.70	1.00
98.20	78.90	83.60	81.20	1.03
99.20	82.90	88.00	85.30	0.99

State:
Table: 15.R.RATE

Retention Rate (Secondary Level)

S. No.	U DISE CODE	District	2008-09			2009-10			2010-11			2011-12		
			B	G	T	B	G	T	B	G	T	B	G	T
		ARIYALUR	15.098	13.015	14.057	14.977	12.911	13.944	14.858	12.808	13.833	14.739	12.705	13.722
		CHENNAI	16.289	14.007	15.148	16.158	13.895	15.027	16.029	13.784	14.906	15.901	13.674	14.787
		COIMBATORE	15.108	14.771	14.940	14.987	14.653	14.820	14.867	14.535	14.701	14.748	14.419	14.584
		CUDDALORE	19.215	10.009	14.612	19.061	9.929	14.495	18.909	9.850	14.379	18.758	9.771	14.264
		DHARMAPURI	14.265	13.908	14.086	14.151	13.797	13.974	14.038	13.686	13.862	13.925	13.577	13.751
		DINDIGUL	15.168	11.676	13.422	15.046	11.582	13.314	14.926	11.490	13.208	14.807	11.398	13.102
		ERODE	16.904	11.884	14.394	16.768	11.789	14.279	16.634	11.695	14.165	16.501	11.601	14.051
		KANCHEEPURAM	14.959	13.650	14.305	14.840	13.541	14.190	14.721	13.432	14.077	14.603	13.325	13.964
9		KANNIYAKU	14.186	13.650	13.918	14.072	13.541	13.806	13.960	13.432	13.696	13.848	13.325	13.586
10			15.445	12.688	14.067	15.322	12.586	13.954	15.199	12.485	13.842	15.078	12.386	13.732
11					13.34	14.692	13.747	14.220	14.575	13.637	14.106	14.458	13.528	13.993
12					13.1	14.741	12.025	13.383	14.623	11.929	13.276	14.506	11.834	13.170
13					13.59	13.314	11.602	12.458	13.208	11.509	12.359	13.102	11.417	12.260
14		NAMAKKAL			13.94	14.663	13.895	14.279	14.545	13.784	14.165	14.429	13.674	14.051
15		PERAMBALUR			13.36	16.581	11.464	14.023	16.449	11.373	13.911	16.317	11.282	13.799
16		PUDUKKOTTAI	15.0		13.523	15.765	13.049	14.407	15.639	12.944	14.291	15.513	12.841	14.177
17		RAMANATHAPURAM	15.882	13.124	14.503	15.755	13.019	14.387	15.629	12.915	14.272	15.504	12.812	14.158
18		SALEM	14.612	12.846	13.729	14.495	12.744	13.619	14.379	12.642	13.510	14.264	12.541	13.402
19		SIVAGANGA	13.749	12.876	13.313	13.639	12.773	13.206	13.530	12.671	13.100	13.422	12.570	12.996
20		THANJAVUR	14.315	14.176	14.245	14.200	14.062	14.131	14.086	13.950	14.018	13.974	13.838	13.906
21		THE NILGIRIS	14.940	13.313	14.126	14.820	13.206	14.013	14.701	13.100	13.901	14.584	12.996	13.790
22		THENI	15.5		13.473	17.467	11.248	14.357	17.327	11.158	14.243	17.189	11.069	14.129
23		THIRUVALLUR			13.928	13.885	13.747	13.816	13.774	13.637	13.706	13.664	13.528	13.596
24		THIRUVARUR	14.820	13.670	14.245	14.702	13.560	14.131	14.584	13.452	14.018	14.468	13.344	13.906
25		THOOTHUKUDI	13.283	13.759	13.521	13.177	13.649	13.413	13.071	13.540	13.305	12.967	13.431	13.199
26		TIRUCHIRAPPALLI	15.049	13.124	14.086	14.928	13.019	13.974	14.809	12.915	13.862	14.690	12.812	13.751
27		TIRUNELVELI	15.763	12.985	14.374	15.637	12.881	14.259	15.512	12.778	14.145	15.388	12.676	14.032
28		TIRUPPUR	15.822	11.795	13.309	15.696	11.701	13.698	15.570	11.607	13.589	15.446	11.514	13.480
29		TIRUVANNAMALAI	15.267	13.223	14.245	15.145	13.118	14.131	15.024	13.013	14.018	14.903	12.909	13.906
30		VELLORE	16.259	12.668	14.463	16.129	12.566	14.348	16.000	12.466	14.233	15.872	12.366	14.119
31		VILUPPURAM	16.299	12.569	14.434	16.168	12.468	14.318	16.039	12.368	14.204	15.911	12.269	14.090
32		VIRUDHUNAGAR	13.848	13.967	13.908	13.738	13.856	13.797	13.628	13.745	13.686	13.519	13.635	13.577

State:
Table: 15.R.RATE

MIS

Total	15.832	12.400	14.116	15.706	12.301	14.003	15.580	12.202	13.891	15.455	12.105	13.780
-------	--------	--------	--------	--------	--------	--------	--------	--------	--------	--------	--------	--------

SOURCE:

State:
Table: 16. DROPOUT

Dropout Rate Secondary level 2011-12

S.No.	U DISE CODE	District	2011-12			2012-13		
			All			All		
			B	G	T	B	G	T
1		CHENNAI	10.96	11.22	11.09	8.17	8.33	8.25
		COIMBATORE	11.12	11.43	11.28	8.27	8.47	8.37
		CUDDALORE	11.01	11.32	11.16	8.2	8.4	8.3
		DHARMAPURI	11.19	11.23	11.21	8.32	8.34	8.33
5			11.28	11.48	11.38	8.37	8.5	8.43
6			11.06	11.37	11.21	8.23	8.43	8.33
7		KANCHEEPURAM	11.09	11.13	11.11	8.26	8.28	8.27
8		KANNIYAKUMARI	11.08	11.31	11.19	8.25	8.39	8.32
9		KARAIKAL	11.13	11.22	11.17	8.28	8.33	8.3
			10.96	11.37	11.17	8.18	8.43	8.3
			11.22	11.23	11.23	8.33	8.34	8.3
			11.15	11.35	11.25	8.29	8.41	8.3
13			11.20	11.26	11.23	8.32	8.36	8.3
14		PERAMBUR	11.00	11.31	11.16	8.2	8.39	8.3
15		PUDUKKOTTAI	11.11	11.30	11.20	8.27	8.38	8.33
16		RAMANATHAPURAM	11.10	11.32	11.21	8.26	8.4	8.33
17		SALEM	11.11	11.26	11.18	8.27	8.36	8.31
18		SIVAGANGA	10.81	11.52	11.17	8.08	8.52	8.3
19		THANJAVUR	11.18	11.20	11.19	8.31	8.32	8.32
20		THE NILGIRIS	11.13	11.23	11.18	8.28	8.34	8.31
21		THENI	11.13	11.26	11.19	8.28	8.36	8.32
22		THIRUVALLUR	11.09	11.33	11.21	8.26	8.4	8.33
23		THIRUVARUR	11.25	11.35	11.30	8.35	8.41	8.38
24		THOOTHUKUDI	11.02	11.33	11.18	8.21	8.4	8.31
25		TIRUCHIRAPPALLI	10.91	11.49	11.20	8.14	8.5	8.32
26		TIRUNELVELI	11.01	11.47	11.24	8.21	8.49	8.35
27		TIRUVANNAMALAI	11.09	11.48	11.28	8.25	8.5	8.37

State:
Table: 16. DROPOUT

28		VELLORE	10.63	11.67	11.15	7.97	8.61	8.29
29		VILUPPURAM	10.89	11.46	11.17	8.13	8.48	8.31
30		VIRUDHUNAGAR	11.30	11.25	11.27	8.38	8.35	8.37
STATE			11.01	11.40	11.21	8.21	8.45	8.33

SOURCE:

Financial Statement for the year 2012-13

Particulars	Opening Balance 1st April	GOI releases till 31st March	State releases till 31st March	Other Receipt	Interest	Total available fund	Expenditur e till 31st March	Unspent Balance as on 31st March	AWP&B	
Extrabudgetary Activities	0	300.00	100.00	3.68	0.00	403.68	397.22	6.46	400.00	
Financial Year 2009-10	Recurring	Nil	859.00	73.02	764.00	2196.02	2173.22	22.80	15144.46	
	Non Recurring	Nil	4359.00	2906.00		7265.00	6763.97	501.03	724.00	
	Sub Total		5218.00	3479.02	764.00	0.00	9461.02	8937.19	523.83	15868.46
Financial Year 2010-11	Recurring			846.47	92.32	3.57	4246.16	2619.98	1626.18	75696.17
	Non Recurring	501.03			6000.00		10860.03	1090.98	9769.05	49920.53
	Sub Total	523.83	7640.00	846.47	6092.32	3.57	15106.19	3710.93	11395.26	60611.88
Financial Year 2011-12	Recurring	1626.21	17327.94	5762.66	59.83	278.68	25055.32	15330.93	9724.39	75696.17
	Non Recurring	9769.05	2343.24		763.97		12876.26	7724.39	5151.87	78222.67
	Sub Total	11395.26	19671.18	5762.66	823.80	278.68	37931.58	23055.32	14876.26	153918.84
Total	Recurring	1649.01	21467.94	7182.15	916.15	282.25	31497.50	20124.10	11373.40	101531.98
	Non Recurring	10270.08	11061.24	2906.00	6763.97	0.00	31001.29	15579.34	15421.95	139767.20
	Sub Total	11919.09	32529.18	10088.15	7680.12	282.25	62498.79	35703.44	26795.35	241299.18

State:
Table: 17.FINA

% Exp to available fund	% Exp to AWP&B	Shortfall in State Share	Status on audit report
98	99		
			Audit Report for 2009-10 have already been submitted
31	10		
			Audit Report for 2010-11 have already been submitted
24	0.06		
60	14		
47	12		

Education expenditure excluding RMSA expenditure since 2007-08

Rs. In lakhs

Year	Plan Provision	Non Plan Provision	Total Provision	Plan Expenditure	Non-Expenditure	Total
2007-08	33666.23	297887.58	331553.8	34232.07	248314.43	282547
2008-09			367300.9	16069.93	335181.15	351251
2009-10	50124.31	396896.58	447020.9	32144.43	415794.81	447939
	42505.01	522471.67	542976.7	34563.11	662084.82	696648
			629037.4	0	0	0
2012-13			0	0	0	0

SOURCE:

Table: 19.SFD
SPECIAL FOCUS DISTRICT

S.No.	Semis District Code	Name of the district	Specify category in which the districts falls (1 if yes)				Physical Items Approved(2011-12)					Financial Outlay			
			SC	ST	Minority	Naxalite	New School	Child Works (Fresh)		Teachers		No. of Children covered under Open schooling System	Quality interventions	Equity intervention	Total Fresh financial outlay of RMSA
							New Sec. Schools	New Schools	Strengthening	New Teachers for new schools	Addl. Tech. against excess enrolment				
01	01	Thiruvallur					59	07		364	326				
02	02	Chennai					03	00		16	183				
03	03	Kanchipuram	01				44	07		268	370				
04	04	Vellore	01	01	01		60	11		381	452				
05	05	Dharmapuri					64	08		386	265				
06	06	Thiruvannamalai		01			85	08		539	314				
07	07	Villupuram	01	01			91	10		539	409				
08	08	Salem		01			47	08		316	403				
09	09	Namakkal		01			22	02		125	182				
10	10	Erode					42	06		246	211				
11	11	The Nilgris			01		10	02		59	55				
12	12	Coimbatore	01		01		21	04		135	255				
13	13	Dindugal					44	08		280	178				
14	14	Karur					23	06		139	113				
15	15	Thirunelveli			01		44	08		277	216				
16	16	Trichy					25	01		164	68				
17	17	Perambalur					68	08		412	270				
18	18	Cuddalore					43	07		287	202				
19	19	Nagapattinam			01		26	03		169	161				
20	20	Thanjavur					39	08		273	233				
21	21	Thiruvannamalai					36	05		219	225				
22	22	Pudukottai					27	02		153	117				
23	23	Sivagangai					43	12		284	219				
24	24	Madurai					09	04		60	104				
25	25	Theni					63	17		474	148				
26	26	Ramanathapuram			01		35	05		202	101				
27	27	Virudhunagar					18	05		117	84				
28	28	Thoothugudi					19	04		116	205				
29	29	Kanniyakumari					07	01		41	96				
30	30	Krishnagiri			01		81	13		507	270				
31	31	Arni					18	07		117	103				
32	32	Tirupur					38	04		235	218				
							1254	200	0	7902	6750				
Total No. of Categorywise SFDs															
State's Total			04	05	07		0								
% w.r.t. Approvals for the whole state			32	32	32		0								
			12.5	16.625	21.875		0								
							ST Total	304							
							% ST allocation	24.242							
							SC Total	216							
							% SC allocation	17.225							
							Minority Total	277							
							% Mnt allocation	22.089							
							Naxalite	0							
							% Naxalite	0							

ICT Summary

S	Type of School	number of			Schools covered under ICT		
			Govt. aided	Total	Govt.	Govt. aided	Total
	2	3	4	5	6	7	8
	Secondary school				925	—	925
2	Higher Secondary school				—	—	—
	Total				925	—	925

SOURCE:

Balance		
Govt.	Govt. aided	Total
9	10	11

ICT Scheme School ICT Infrastr

me of State :

S. No.	District Name :	Block Name	Village Name	UDISE Code	Name of School
1	Chennai				Govt (Girls) High School
2	Chennai				Govt. High School
3	Coimbatore				Govt. High School
4	Coimbatore				Govt. High School
5	Coimbatore				Govt. High School
6	Coimbatore				Govt. High School
7	Coimbatore				Govt. High School
8	Cuddalore				Govt. High School
9	Cuddalore				Govt. High School
10	Cuddalore				Govt. High School
11	Cuddalore				Govt (Girls) High School
12	Cuddalore				Govt. High School
13	Dharmapuri				Govt. High School
14	Dharmapuri				Govt. High School
15	Dharmapuri				Govt. High School
16	Dharmapuri				Govt. High School
17	Dharmapuri				Govt. High School
18	Dindur				Govt. High School
19	Dindur				Govt. High School
20	Dindur				Govt. High School
21	Dindur				Govt. High School
22	Erode				Govt. High School
23	Erode				Govt. High School
24	Erode				Govt. High School
25	Erode				Govt. High School
26	Kancheepuram				Govt. High School
27	Kancheepuram				Govt. High School
28	Kancheepuram				Govt. High School
29	Kancheepuram				Govt. High School
30	Kanniyakumari				Govt. High School
31	Kanniyakumari				Govt. High School
32	Kanniyakumari				Govt. High School
33	Kanniyakumari				Govt. High School
34	Karur				Govt. High School
35	Karur				Govt. High School

36	Karur			Govt. High School
37	Karur			Govt. High School
38	Krishnagiri			Govt. High School
39	Krishnagiri			Govt. High School
40	Krishnagiri			Govt (Girls) High School
41	Krishnagiri			Govt. High School
42	Madurai			Govt. High School
43	Madurai			Govt. High School
44	Madurai			Govt. High School
45	Madurai			Govt. High School
46	Nagapattinam			Govt. High School
47	Nagapattinam			Govt. High School
48	Nagapattinam			Govt. High School
49	Nagapattinam			Govt. High School
50	Namakkal			Govt. High School
51	Namakkal			Govt. High School
52	Namakkal			Govt. High School
53	Namakkal			Govt. High School
54	Nilgiris			Govt. High School
55	Nilgiris			Govt. High School
56	Nilgiris			Govt. High School
57	Perambalur			Govt. High School
58	Perambalur			Govt. High School
59	Perambalur			Govt. High School
60	Perambalur			Govt. High School
61	Perambalur			Govt. High School
62	Perambalur			Govt. High School
63	Pudukottai			Govt. High School
64	Pudukottai			Govt. High School
65	Pudukottai			Municipal High School
66	Pudukottai			Govt. High School
67	Ramanathapuram			Govt. High School
68	Ramanathapuram			Govt. High School
69	Ramanathapuram			Govt. High School
70	Ramanathapuram			Govt. High School
71	Salem			Govt. High School
72	Salem			Govt. High School
73	Salem			Govt. High School
74	Salem			Govt. High School
75	Salem			Govt. High School
76	Sivagangai			Govt. High School
77	Sivagangai			Govt. High School
78	Sivagangai			Govt. High School
79	Sivagangai			Govt. High School
80	Thanjavur			Govt. High School
81	Thanjavur			Govt. High School
82	Thanjavur			Govt. High School

83	Thanjavur				Govt. High School
84	Theni				Govt. High School
85	Theni				Govt. High School
86	Theni				Govt. High School
87	Theni				Govt. High School
88	Thiruvallur				Govt. High School
89	Thiruvallur				Govt. High School
90	Thiruvallur				Govt. High School
91	Thiruvallur				Govt. High School
92	Thiruvannamalai				Govt. High School
93	Thiruvannamalai				Govt. High School
94	Thiruvannamalai				Govt. High School
95	Thiruvannamalai				Govt. High School
96	Thiruvannamalai				Govt. High School
97	Thiruvarur				Govt. High School
98	Thiruvarur				Govt. High School
99	Thiruvarur				Govt. High School
100	Thiruvarur				Govt. High School
101	Thoothukudi				Govt. High School
102	Thoothukudi				Govt. High School
103	Thoothukudi				Govt. High School
104	Thoothukudi				Govt. High School
105	Tirunelveli				Govt. High School
106	Tirunelveli				Govt. High School
107	Tirunelveli				Govt. High School
108	Tirunelveli				Govt. High School
109	Trichy				Govt. High School
110	Trichy				Govt. High School
111	Trichy				Govt. High School
112	Trichy				Govt. High School
113	Vellore				Govt. High School
114	Vellore				Govt. High School
115	Vellore				Govt. High School
116	Vellore				Govt. High School
117	Villupuram				Govt. High School
118	Villupuram				Govt. High School
119	Villupuram				Govt. High School
120	Villupuram				Govt. High School
121	Villupuram				Govt. High School
122	Virudhunagar				Govt. High School
123	Virudhunagar				Govt. High School
124	Virudhunagar				Govt (Girls) High School
125	Virudhunagar				Govt. High School
126	Chennai				Corporation High School
127	Coimbatore				GOVERNMENT HIGH SCHOOL
128	Coimbatore				GOVERNMENT HIGH SCHOOL

129	Coimbatore				GOVERNMENT HIGH SCHOOL
130	Coimbatore				GOVERNMENT HIGH SCHOOL
131	Coimbatore				GOVERNMENT HIGH SCHOOL
132	Coimbatore				GOVERNMENT HIGH SCHOOL
133	Coimbatore				GOVERNMENT HIGH SCHOOL
134	Coimbatore				GOVERNMENT HIGH SCHOOL
135	Coimbatore				GOVERNMENT HIGH SCHOOL
136	Coimbatore				GOVERNMENT HIGH SCHOOL
137	Coimbatore				GOVERNMENT HIGH SCHOOL
138	Coimbatore				GOVERNMENT HIGH SCHOOL
139	Coimbatore				GOVERNMENT HIGH SCHOOL
140	Coimbatore				GOVERNMENT HIGH SCHOOL
141	Cuddalore				GOVERNMENT HIGH SCHOOL
142	Cuddalore				GOVERNMENT HIGH SCHOOL
143	Cuddalore				GOVERNMENT HIGH SCHOOL
144	Cuddalore				GOVERNMENT HIGH SCHOOL
145	Cuddalore				GOVERNMENT HIGH SCHOOL
146	Cuddalore				GOVERNMENT HIGH SCHOOL
147	Cuddalore				GOVERNMENT HIGH SCHOOL
148	Cuddalore				GOVERNMENT HIGH SCHOOL
149	Cuddalore				GOVERNMENT HIGH SCHOOL
150	Cuddalore				GOVERNMENT HIGH SCHOOL
151	Cuddalore				GOVERNMENT HIGH SCHOOL
152	Cuddalore				GOVERNMENT HIGH SCHOOL
153	Cuddalore				GOVERNMENT HIGH SCHOOL
154	Cuddalore				GOVERNMENT HIGH SCHOOL
155	Cuddalore				GOVERNMENT HIGH SCHOOL
156	Cuddalore				GOVERNMENT HIGH SCHOOL
157	Cuddalore				GOVERNMENT HIGH SCHOOL
158	Cuddalore				GOVERNMENT HIGH SCHOOL
159	Cuddalore				GOVERNMENT HIGH SCHOOL
160	Dharmapuri				GOVERNMENT HIGH SCHOOL
161	Dharmapuri				GOVERNMENT HIGH SCHOOL
162	Dharmapuri				GOVERNMENT HIGH SCHOOL
163	Dharmapuri				GOVERNMENT HIGH SCHOOL
164	Dharmapuri				GOVERNMENT HIGH SCHOOL
165	Dharmapuri				GOVERNMENT HIGH SCHOOL
166	Dharmapuri				GOVERNMENT HIGH SCHOOL
167	Dharmapuri				GOVERNMENT HIGH SCHOOL
168	Dharmapuri				GOVERNMENT HIGH SCHOOL
169	Dharmapuri				GOVERNMENT HIGH SCHOOL
170	Dharmapuri				GOVERNMENT HIGH SCHOOL
171	Dharmapuri				GOVERNMENT HIGH SCHOOL
172	Dindugul				GOVERNMENT HIGH SCHOOL
173	Dindugul				GOVERNMENT HIGH SCHOOL
174	Dindugul				GOVERNMENT HIGH SCHOOL

175	Dindugul				GOVERNMENT HIGH SCHOOL(BOYS)
176	Dindugul				GOVERNMENT HIGH SCHOOL
177	Dindugul				GOVERNMENT HIGH SCHOOL
178	Dindugul				GOVERNMENT HIGH SCHOOL
179	Dindugul				GOVERNMENT HIGH SCHOOL
180	Dindugul				GOVERNMENT HIGH SCHOOL
181	Erode				GOVERNMENT HIGH SCHOOL
182	Erode				GOVERNMENT HIGH SCHOOL
183	Erode				GOVERNMENT HIGH SCHOOL
184	Erode				GOVERNMENT HIGH SCHOOL
185	Erode				GOVERNMENT HIGH SCHOOL
186	Erode				GOVERNMENT HIGH SCHOOL
187	Erode				GOVERNMENT HIGH SCHOOL
188	Erode				GOVERNMENT HIGH SCHOOL
189	Erode				GOVERNMENT HIGH SCHOOL
190	Erode				GOVERNMENT HIGH SCHOOL
191	Erode				GOVERNMENT HIGH SCHOOL
192	Erode				GOVERNMENT HIGH SCHOOL
193	Erode				GOVERNMENT HIGH SCHOOL
194	Erode				GOVERNMENT HIGH SCHOOL
195	Erode				GOVERNMENT HIGH SCHOOL
196	Erode				GOVERNMENT HIGH SCHOOL
197	Erode				GOVERNMENT HIGH SCHOOL
198	Erode				GOVERNMENT HIGH SCHOOL
199	Erode				GOVERNMENT HIGH SCHOOL
200	Kancheepuram				GOVERNMENT HIGH SCHOOL
201	Kancheepuram				GOVERNMENT HIGH SCHOOL
202	Kancheepuram				GOVERNMENT HIGH SCHOOL
203	Kancheepuram				GOVERNMENT HIGH SCHOOL
204	Kancheepuram				GOVERNMENT HIGH SCHOOL
205	Kancheepuram				GOVERNMENT HIGH SCHOOL
206	Kancheepuram				GOVERNMENT HIGH SCHOOL
207	Kancheepuram				GOVERNMENT HIGH SCHOOL
208	Kancheepuram				GOVERNMENT HIGH SCHOOL
209	Kancheepuram				GOVERNMENT HIGH SCHOOL
210	Kancheepuram				GOVERNMENT HIGH SCHOOL
211	Kancheepuram				GOVERNMENT HIGH SCHOOL
212	Kancheepuram				GOVERNMENT HIGH SCHOOL
213	Kancheepuram				GOVERNMENT HIGH SCHOOL
214	Kancheepuram				GOVERNMENT HIGH SCHOOL
215	Kancheepuram				GOVERNMENT HIGH SCHOOL
216	Kancheepuram				GOVERNMENT HIGH SCHOOL
217	Kancheepuram				GOVERNMENT HIGH SCHOOL
218	Kancheepuram				GOVERNMENT HIGH SCHOOL
219	Kancheepuram				GOVERNMENT HIGH SCHOOL
220	Kancheepuram				GOVERNMENT HIGH SCHOOL

221	Kanyakumari				GOVERNMENT HIGH SCHOOL
222	Kanyakumari				GOVERNMENT HIGH SCHOOL
223	Kanyakumari				GOVERNMENT HIGH SCHOOL
224	Kanyakumari				GOVERNMENT HIGH SCHOOL
225	Kanyakumari				GOVERNMENT HIGH SCHOOL
226	Kanyakumari				GOVERNMENT HIGH SCHOOL
227	Kanyakumari				GOVERNMENT HIGH SCHOOL
228	Kanyakumari				GOVERNMENT HIGH SCHOOL
229	Kanyakumari				GOVERNMENT HIGH SCHOOL
230	Karur				GOVERNMENT HIGH SCHOOL
231	Karur				GOVERNMENT HIGH SCHOOL
232	Karur				GOVERNMENT HIGH SCHOOL
233	Karur				GOVERNMENT HIGH SCHOOL
234	Karur				GOVERNMENT HIGH SCHOOL
235	Karur				GOVERNMENT HIGH SCHOOL
236	Karur				GOVERNMENT HIGH SCHOOL
237	Karur				GOVERNMENT HIGH SCHOOL
238	Karur				GOVERNMENT HIGH SCHOOL
239	Karur				GOVERNMENT HIGH SCHOOL
240	Karur				GOVERNMENT HIGH SCHOOL
241	Krishnagiri				GOVERNMENT HIGH SCHOOL
242	Krishnagiri				GOVERNMENT HIGH SCHOOL
243	Krishnagiri				GOVERNMENT HIGH SCHOOL
244	Krishnagiri				GOVERNMENT HIGH SCHOOL
245	Krishnagiri				GOVERNMENT HIGH SCHOOL (BOYS)
246	Krishnagiri				GOVERNMENT HIGH SCHOOL
247	Krishnagiri				GOVERNMENT HIGH SCHOOL
248	Krishnagiri				GOVERNMENT HIGH SCHOOL
249	Krishnagiri				GOVERNMENT HIGH SCHOOL
250	Krishnagiri				GOVERNMENT HIGH SCHOOL
251	Krishnagiri				GOVERNMENT HIGH SCHOOL
252	Krishnagiri				GOVERNMENT HIGH SCHOOL
253	Krishnagiri				GOVERNMENT HIGH SCHOOL
254	Krishnagiri				GOVERNMENT HIGH SCHOOL
255	Krishnagiri				GOVERNMENT HIGH SCHOOL
256	Krishnagiri				GOVERNMENT HIGH SCHOOL
257	Krishnagiri				GOVERNMENT HIGH SCHOOL
258	Krishnagiri				GOVERNMENT HIGH SCHOOL
259	Madurai				GOVERNMENT HIGH SCHOOL
260	Madurai				GOVERNMENT HIGH SCHOOL
261	Madurai				GOVERNMENT HIGH SCHOOL
262	Madurai				GOVERNMENT HIGH SCHOOL
263	Madurai				GOVERNMENT HIGH SCHOOL
264	Madurai				GOVERNMENT HIGH SCHOOL
265	Madurai				GOVERNMENT HIGH SCHOOL
266	Madurai				GOVERNMENT HIGH SCHOOL

267	Nagapattinam				GOVERNMENT HIGH SCHOOL
268	Nagapattinam				GOVERNMENT HIGH SCHOOL
269	Nagapattinam				GOVERNMENT HIGH SCHOOL
270	Nagapattinam				GOVERNMENT HIGH SCHOOL
271	Nagapattinam				GOVERNMENT HIGH SCHOOL
272	Nagapattinam				GOVERNMENT HIGH SCHOOL
273	Nagapattinam				GOVERNMENT HIGH SCHOOL
274	Nagapattinam				GOVERNMENT HIGH SCHOOL
275	Nagapattinam				GOVERNMENT HIGH SCHOOL
276	Namakkal				GOVERNMENT HIGH SCHOOL
277	Namakkal				GOVERNMENT HIGH SCHOOL
278	Namakkal				GOVERNMENT HIGH SCHOOL
279	Namakkal				GOVERNMENT HIGH SCHOOL
280	Namakkal				GOVERNMENT HIGH SCHOOL
281	Namakkal				GOVERNMENT HIGH SCHOOL
282	Namakkal				GOVERNMENT HIGH SCHOOL
283	Namakkal				GOVERNMENT HIGH SCHOOL
284	Nilgiris				GOVERNMENT HIGH SCHOOL
285	Nilgiris				GOVERNMENT HIGH SCHOOL
286	Nilgiris				GOVERNMENT HIGH SCHOOL
287	Nilgiris				GOVERNMENT HIGH SCHOOL
288	Nilgiris				GOVERNMENT HIGH SCHOOL
289	Nilgiris				GOVERNMENT HIGH SCHOOL
290	Nilgiris				GOVERNMENT HIGH SCHOOL
291	Nilgiris				GOVERNMENT HIGH SCHOOL
292	Nilgiris				GOVERNMENT HIGH SCHOOL
293	Perambalur				GOVERNMENT HIGH SCHOOL
294	Perambalur				GOVERNMENT HIGH SCHOOL
295	Perambalur				GOVERNMENT HIGH SCHOOL
296	Perambalur				GOVERNMENT HIGH SCHOOL
297	Perambalur				GOVERNMENT HIGH SCHOOL
298	Perambalur				GOVERNMENT HIGH SCHOOL
299	Perambalur				GOVERNMENT HIGH SCHOOL
300	Perambalur				GOVERNMENT HIGH SCHOOL
301	Perambalur				GOVERNMENT HIGH SCHOOL
302	Perambalur				GOVERNMENT HIGH SCHOOL
303	Perambalur				GOVERNMENT HIGH SCHOOL
304	Pudukottai				GOVERNMENT HIGH SCHOOL
305	Pudukottai				GOVERNMENT HIGH SCHOOL
306	Pudukottai				GOVERNMENT HIGH SCHOOL
307	Pudukottai				GOVERNMENT HIGH SCHOOL
308	Pudukottai				GOVERNMENT HIGH SCHOOL
309	Pudukottai				GOVERNMENT HIGH SCHOOL
310	Pudukottai				GOVERNMENT HIGH SCHOOL
311	Pudukottai				GOVERNMENT HIGH SCHOOL
312	Pudukottai				GOVERNMENT HIGH SCHOOL
313	Pudukottai				GOVERNMENT HIGH SCHOOL

314	Pudukottai				GOVERNMENT HIGH SCHOOL
315	Pudukottai				GOVERNMENT HIGH SCHOOL
316	Pudukottai				GOVERNMENT HIGH SCHOOL
317	Pudukottai				GOVERNMENT HIGH SCHOOL
318	Ramanadhapuram				GOVERNMENT HIGH SCHOOL
319	Ramanadhapuram				GOVERNMENT HIGH SCHOOL
320	Ramanadhapuram				GOVERNMENT HIGH SCHOOL
321	Ramanadhapuram				GOVERNMENT HIGH SCHOOL
322	Ramanadhapuram				GOVERNMENT HIGH SCHOOL
323	Ramanadhapuram				GOVERNMENT HIGH SCHOOL
324	Ramanadhapuram				GOVERNMENT HIGH SCHOOL
325	Ramanadhapuram				GOVERNMENT HIGH SCHOOL
326	Ramanadhapuram				GOVERNMENT HIGH SCHOOL
327	Salem				GOVERNMENT HIGH SCHOOL
328	Salem				GOVERNMENT HIGH SCHOOL
329	Salem				GOVERNMENT HIGH SCHOOL
330	Salem				GOVERNMENT HIGH SCHOOL
331	Salem				GOVERNMENT HIGH SCHOOL
332	Salem				GOVERNMENT HIGH SCHOOL
333	Salem				GOVERNMENT HIGH SCHOOL
334	Salem				GOVERNMENT HIGH SCHOOL
335	Salem				GOVERNMENT HIGH SCHOOL
336	Salem				GOVERNMENT HIGH SCHOOL
337	Salem				GOVERNMENT HIGH SCHOOL
338	Salem				GOVERNMENT HIGH SCHOOL
339	Salem				GOVERNMENT HIGH SCHOOL
340	Salem				GOVERNMENT HIGH SCHOOL
341	Salem				GOVERNMENT HIGH SCHOOL (BOYS)
342	Salem				GOVERNMENT HIGH SCHOOL
343	Salem				GOVERNMENT HIGH SCHOOL
344	Salem				GOVERNMENT HIGH SCHOOL
345	Salem				GOVERNMENT HIGH SCHOOL
346	Salem				GOVERNMENT HIGH SCHOOL
347	Sivagangai				GOVERNMENT HIGH SCHOOL (GIRLS)
348	Sivagangai				GOVERNMENT HIGH SCHOOL
349	Sivagangai				GOVERNMENT HIGH SCHOOL
350	Sivagangai				GOVERNMENT HIGH SCHOOL
351	Sivagangai				GOVERNMENT HIGH SCHOOL
352	Sivagangai				GOVERNMENT HIGH SCHOOL
353	Sivagangai				GOVERNMENT HIGH SCHOOL
354	Sivagangai				GOVERNMENT HIGH SCHOOL
355	Sivagangai				GOVERNMENT HIGH SCHOOL
356	Sivagangai				GOVERNMENT HIGH SCHOOL
357	Sivagangai				GOVERNMENT HIGH SCHOOL
358	Sivagangai				GOVERNMENT HIGH SCHOOL

359	Sivagangai				GOVERNMENT HIGH SCHOOL
360	Sivagangai				GOVERNMENT HIGH SCHOOL
361	Thanjavur				GOVERNMENT HIGH SCHOOL
362	Thanjavur				GOVERNMENT HIGH SCHOOL
363	Thanjavur				GOVERNMENT HIGH SCHOOL
364	Thanjavur				GOVERNMENT HIGH SCHOOL
365	Thanjavur				GOVERNMENT HIGH SCHOOL
366	Thanjavur				GOVERNMENT HIGH SCHOOL
367	Thanjavur				GOVERNMENT HIGH SCHOOL
368	Thanjavur				GOVERNMENT HIGH SCHOOL
369	Thanjavur				GOVERNMENT HIGH SCHOOL
370	Thanjavur				GOVERNMENT HIGH SCHOOL
371	Thanjavur				GOVERNMENT HIGH SCHOOL
372	Thanjavur				GOVERNMENT HIGH SCHOOL
373	Thanjavur				GOVERNMENT HIGH SCHOOL
374	Thanjavur				GOVERNMENT HIGH SCHOOL
375	Theni				GOVERNMENT HIGH SCHOOL
376	Theni				GOVERNMENT HIGH SCHOOL
377	Theni				GOVERNMENT HIGH SCHOOL
378	Theni				GOVERNMENT HIGH SCHOOL
379	Theni				GOVERNMENT HIGH SCHOOL
380	Theni				GOVERNMENT HIGH SCHOOL
381	Theni				GOVERNMENT HIGH SCHOOL
382	Theni				GOVERNMENT HIGH SCHOOL
383	Theni				GOVERNMENT HIGH SCHOOL
384	Thirunelveli				GOVERNMENT HIGH SCHOOL
385	Thirunelveli				GOVERNMENT HIGH SCHOOL
386	Thirunelveli				GOVERNMENT HIGH SCHOOL
387	Thirunelveli				GOVERNMENT HIGH SCHOOL
388	Thirunelveli				GOVERNMENT HIGH SCHOOL
389	Thirunelveli				GOVERNMENT HIGH SCHOOL
390	Thirunelveli				GOVERNMENT HIGH SCHOOL
391	Thirunelveli				GOVERNMENT HIGH SCHOOL
392	Thirunelveli				GOVERNMENT HIGH SCHOOL
393	Thirunelveli				GOVERNMENT HIGH SCHOOL
394	Ambasamudram taluk, Tirunelveli				GOVERNMENT HIGH SCHOOL
395	Thirunelveli				GOVERNMENT HIGH SCHOOL
396	Thirunelveli				GOVERNMENT HIGH SCHOOL
397	Thiruvallur				GOVERNMENT HIGH SCHOOL
398	Thiruvallur				GOVERNMENT HIGH SCHOOL
399	Thiruvallur				GOVERNMENT HIGH SCHOOL
400	Thiruvallur				GOVERNMENT HIGH SCHOOL
401	Thiruvallur				GOVERNMENT HIGH SCHOOL
402	Thiruvallur				GOVERNMENT HIGH SCHOOL
403	Thiruvallur				GOVERNMENT HIGH SCHOOL
404	Thiruvallur				GOVERNMENT HIGH SCHOOL

405	Thiruvallur				GOVERNMENT HIGH SCHOOL
406	Thiruvallur				GOVERNMENT HIGH SCHOOL
407	Thiruvallur				GOVERNMENT HIGH SCHOOL
408	Thiruvallur				GOVERNMENT HIGH SCHOOL
409	Thiruvallur				GOVERNMENT HIGH SCHOOL
410	Thiruvallur				GOVERNMENT HIGH SCHOOL
411	Thiruvanamalai				GOVERNMENT HIGH SCHOOL
412	Thiruvanamalai				GOVERNMENT HIGH SCHOOL
413	Thiruvanamalai				GOVERNMENT HIGH SCHOOL
414	Thiruvanamalai				GOVERNMENT HIGH SCHOOL
415	Thiruvanamalai				GOVERNMENT HIGH SCHOOL
416	Thiruvanamalai				GOVERNMENT HIGH SCHOOL
417	Thiruvanamalai				GOVERNMENT HIGH SCHOOL
418	Thiruvanamalai				GOVERNMENT HIGH SCHOOL
419	Thiruvanamalai				GOVERNMENT HIGH SCHOOL
420	Thiruvanamalai				GOVERNMENT HIGH SCHOOL
421	Thiruvanamalai				GOVERNMENT HIGH SCHOOL
422	Thiruvanamalai				GOVERNMENT HIGH SCHOOL
423	Thiruvanamalai				GOVERNMENT HIGH SCHOOL
424	Thiruvanamalai				GOVERNMENT HIGH SCHOOL
425	Thiruvanamalai				GOVERNMENT HIGH SCHOOL
426	Thiruvanamalai				GOVERNMENT HIGH SCHOOL
427	Thiruvanamalai				GOVERNMENT HIGH SCHOOL
428	Thiruvanamalai				GOVERNMENT HIGH SCHOOL
429	Thiruvanamalai				GOVERNMENT HIGH SCHOOL
430	Thiruvanamalai				GOVERNMENT HIGH SCHOOL
431	Thiruvarur				GOVERNMENT HIGH SCHOOL
432	Thiruvarur				GOVERNMENT HIGH SCHOOL
433	Thiruvarur				GOVERNMENT HIGH SCHOOL
434	Thiruvarur				GOVERNMENT HIGH SCHOOL
435	Thiruvarur				GOVERNMENT HIGH SCHOOL
436	Thiruvarur				GOVERNMENT HIGH SCHOOL
437	Thiruvarur				GOVERNMENT HIGH SCHOOL
438	Thiruvarur				GOVERNMENT HIGH SCHOOL
439	Thiruvarur				GOVERNMENT HIGH SCHOOL
440	Trichy				GOVERNMENT HIGH SCHOOL
441	Trichy				GOVERNMENT HIGH SCHOOL(SCHOOLS(BOYS)
442	Trichy				GOVERNMENT HIGH SCHOOL
443	Trichy				GOVERNMENT HIGH SCHOOL
444	Trichy				GOVERNMENT HIGH SCHOOL
445	Trichy				GOVERNMENT HIGH SCHOOL
446	Trichy				GOVERNMENT HIGH SCHOOL
447	Trichy				GOVERNMENT HIGH SCHOOL
448	Trichy				GOVERNMENT HIGH SCHOOL
449	Trichy				GOVERNMENT HIGH SCHOOL
450	Trichy				GOVERNMENT HIGH SCHOOL

451	Trichy				GOVERNMENT HIGH SCHOOL
452	Trichy				GOVERNMENT HIGH SCHOOL
453	Trichy				GOVERNMENT HIGH SCHOOL
454	Tuticorin				GOVERNMENT HIGH SCHOOL
455	Tuticorin				GOVERNMENT HIGH SCHOOL
456	Tuticorin				GOVERNMENT HIGH SCHOOL
457	Tuticorin				GOVERNMENT HIGH SCHOOL
458	Tuticorin				GOVERNMENT HIGH SCHOOL
459	Tuticorin				GOVERNMENT HIGH SCHOOL
460	Tuticorin				GOVERNMENT HIGH SCHOOL
461	Vellore				GOVERNMENT HIGH SCHOOL
462	Vellore				GOVERNMENT HIGH SCHOOL
463	Vellore				GOVERNMENT HIGH SCHOOL
464	Vellore				GOVERNMENT HIGH SCHOOL
465	Vellore				GOVERNMENT HIGH SCHOOL
466	Vellore				GOVERNMENT HIGH SCHOOL
467	Vellore				GOVERNMENT HIGH SCHOOL
468	Vellore				GOVERNMENT HIGH SCHOOL
469	Vellore				GOVERNMENT HIGH SCHOOL
470	Vellore				GOVERNMENT HIGH SCHOOL
471	Vellore				GOVERNMENT HIGH SCHOOL(BOYS)
472	Vellore				GOVERNMENT HIGH SCHOOL
473	Vellore				GOVERNMENT HIGH SCHOOL
474	Vellore				GOVERNMENT HIGH SCHOOL
475	Villupuram				GOVERNMENT HIGH SCHOOL
476	Villupuram				GOVERNMENT HIGH SCHOOL
477	Villupuram				GOVERNMENT HIGH SCHOOL
478	Villupuram				GOVERNMENT HIGH SCHOOL
479	Villupuram				GOVERNMENT HIGH SCHOOL
480	Villupuram				GOVERNMENT HIGH SCHOOL
481	Villupuram				GOVERNMENT HIGH SCHOOL
482	Villupuram				GOVERNMENT HIGH SCHOOL
483	Villupuram				GOVERNMENT HIGH SCHOOL
484	Villupuram				GOVERNMENT HIGH SCHOOL
485	Villupuram				GOVERNMENT HIGH SCHOOL
486	Villupuram				GOVERNMENT HIGH SCHOOL
487	Villupuram				GOVERNMENT HIGH SCHOOL
488	Villupuram				GOVERNMENT HIGH SCHOOL
489	Villupuram				GOVERNMENT HIGH SCHOOL
490	Villupuram				GOVERNMENT HIGH SCHOOL
491	Villupuram				GOVERNMENT HIGH SCHOOL
492	Villupuram				GOVERNMENT HIGH SCHOOL
493	Villupuram				GOVERNMENT HIGH SCHOOL
494	Villupuram				GOVERNMENT HIGH SCHOOL
495	Villupuram				GOVERNMENT HIGH SCHOOL
496	Villupuram				GOVERNMENT HIGH SCHOOL

497	Villupuram				GOVERNMENT HIGH SCHOOL
498	Villupuram				GOVERNMENT HIGH SCHOOL
499	Villupuram				GOVERNMENT HIGH SCHOOL
500	Villupuram				GOVERNMENT HIGH SCHOOL
501	Villupuram				GOVERNMENT HIGH SCHOOL
502	Villupuram				GOVERNMENT HIGH SCHOOL
503	Villupuram				GOVERNMENT HIGH SCHOOL (GIRLS)
504	Villupuram				GOVERNMENT HIGH SCHOOL
505	Villupuram				GOVERNMENT HIGH SCHOOL
506	Villupuram				GOVERNMENT HIGH SCHOOL
507	Villupuram				GOVERNMENT HIGH SCHOOL
508	Villupuram				GOVERNMENT HIGH SCHOOL
509	Villupuram				GOVERNMENT HIGH SCHOOL
510	Villupuram				GOVERNMENT HIGH SCHOOL
511	Villupuram				GOVERNMENT HIGH SCHOOL
512	Villupuram				GOVERNMENT HIGH SCHOOL
513	Villupuram				GOVERNMENT HIGH SCHOOL
514	Villupuram				GOVERNMENT HIGH SCHOOL
515	Villupuram				GOVERNMENT HIGH SCHOOL
516	Villupuram				GOVERNMENT HIGH SCHOOL
517	Virudhunagar				GOVERNMENT HIGH SCHOOL
518	Virudhunagar				GOVERNMENT HIGH SCHOOL
519	Virudhunagar				GOVERNMENT HIGH SCHOOL
520	Virudhunagar				GOVERNMENT HIGH SCHOOL
521	Virudhunagar				GOVERNMENT HIGH SCHOOL
522	Virudhunagar				GOVERNMENT HIGH SCHOOL
523	Virudhunagar				GOVERNMENT HIGH SCHOOL
524	Virudhunagar				GOVERNMENT HIGH SCHOOL
525	Virudhunagar				GOVERNMENT HIGH SCHOOL
526	Virudhunagar				GOVERNMENT HIGH SCHOOL
527	Virudhunagar				GOVERNMENT HIGH SCHOOL
528	Chennai				Corp.High school
529	Chennai				Govt. Muslim (Grils) High school
530	Chennai				Corp.High school
531	Chennai				Corp.High school
532	Chennai				Corp.High school
533	Chennai				Corp.High school
534	Chennai				Corp.High school
535	Chennai				Govt.High school
536	Chennai				Corp.High school
537	Chennai				Corp.High school
538	Chennai				Corp.High school
539	Chennai				Corp.High school
540	Chennai				Corp.High school
541	Chennai				Govt. Muslim High school

542	Chennai			Corp.High school
543	Chennai			Corp.High school
544	Chennai			Govt. Muslim High school
545	Chennai			Corp.High school
546	Chennai			Corp.High school
547	Chennai			Govt. (Boys) High school
548	Chennai			Corp. (Grils) High school
549	Chennai			Corp.High school
550	Chennai			Corp.High school
551	Coimbatore			Govt.High school
552	Coimbatore			Govt.High school
553	Coimbatore			Govt. (ADW) High school
554	Coimbatore			Govt. (Grils)High school
555	Coimbatore			Govt.Corp. High school
556	Coimbatore			Govt. (Girls) High school
557	Coimbatore			Govt. Mpl. High school
558	Coimbatore			Govt.Corp. High school -
559	Coimbatore			Govt.High school
560	Coimbatore			Govt.High school
561	Coimbatore			Govt.High school
562	Coimbatore			Govt.High school
563	Coimbatore			Govt. Mpl. High school
564	Coimbatore			Govt.High school
565	Coimbatore			Govt.Corp. High school
566	Coimbatore			Govt.High school
567	Coimbatore			Govt.High school
568	Coimbatore			Govt.High school
569	Coimbatore			Govt.High school
570	Coimbatore			Govt.High school
571	Coimbatore			Govt.High school
572	Coimbatore			Govt. (ADW) High school
573	Coimbatore			Govt.High school
574	Coimbatore			Govt.High school
575	Coimbatore			Govt. (Girls) High school
576	Coimbatore			Govt.Corp. High school
577	Coimbatore			Govt.High school
578	Cuddalore			Govt.High school
579	Cuddalore			Govt.High school
580	Cuddalore			Govt.High school
581	Cuddalore			Govt.High school
582	Cuddalore			Govt.High school
583	Cuddalore			Govt.High school
584	Cuddalore			Govt. (Girls) High school
585	Cuddalore			Govt.High school
586	Cuddalore			Govt. (Girls) High school
587	Cuddalore			Govt. (Girls) High school
588	Dharmapuri			Govt.High school

589	Dharmapuri				Govt.High school
590	Dharmapuri				Govt.High school
591	Dharmapuri				Govt. (Girls) High school
592	Dharmapuri				Govt.High school
593	Dharmapuri				Govt.High school
594	Erode				Govt.High school
595	Erode				Govt. (Girls) High school
596	Erode				Govt.High school
597	Erode				Govt. (MPL) High school
598	Erode				Govt.High school
599	Erode				Govt. (MPL) High school
600	Erode				Govt.High school
601	Erode				Govt.High school
602	Erode				Govt.High school
603	Kancheepuram				Govt. (MPL) High school
604	Kancheepuram				Govt. (MPL) High school
605	Kancheepuram				Govt. (ADW) High school
606	Kancheepuram				Govt.(Grlls) High school
607	Kancheepuram				Govt. (ADW) High school
608	Kancheepuram				Govt.(MPL) High school
609	Kancheepuram				Govt.High school
610	Kancheepuram				Govt.High school
611	Kancheepuram				Govt.High school
612	Kancheepuram				Govt.High school
613	Kancheepuram				Govt.High school
614	Kancheepuram				Govt.High school
615	Kancheepuram				Govt.High school
616	Kancheepuram				Govt.High school
617	Kancheepuram				Govt.High school
618	Kancheepuram				Govt.High school
619	Kancheepuram				Arinjar Anna Govt. (MPL) High school
620	Kancheepuram				Govt. (ADW) High school
621	Kancheepuram				Govt.High school
622	Kancheepuram				Govt. (Girls) High school
623	Kancheepuram				Govt.High school
624	Kancheepuram				Govt.High school
625	Kancheepuram				Govt.High school
626	Kanniyakumari				Govt.High school
627	Kanniyakumari				Govt.High school
628	Kanniyakumari				Govt.High school
629	Kanniyakumari				Govt.High school
630	Kanniyakumari				Govt.High school
631	Kanniyakumari				Govt.High school
632	Kanniyakumari				Govt.High school
633	Kanniyakumari				Govt.High school
634	Kanniyakumari				Govt.High school

635	Kanniyakumari				Govt.High school
636	Kanniyakumari				Govt.High school
637	Kanniyakumari				Govt.High school
638	Kanniyakumari				Govt.High school
639	Kanniyakumari				Govt.High school
640	Kanniyakumari				Govt.High school
641	Kanniyakumari				Govt.High school
642	Kanniyakumari				Govt.High school
643	Kanniyakumari				Govt.High school
644	Karur				Govt. (Girls) High school
645	Karur				Kumaran (MPL) High School
646	Karur				Govt.High school
647	Karur				Govt.High school
648	Karur				Govt. (ADW) High school
649	Karur				Govt. (Girls) High school
650	Karur				Govt. (Girls) High school
651	Krishnagiri				Govt. (Girls) High school
652	Krishnagiri				Govt.High school
653	Krishnagiri				Govt.High school
654	Krishnagiri				Govt.High school
655	Krishnagiri				Govt.High school
656	Krishnagiri				Govt.High school
657	Krishnagiri				Govt.High school
658	Krishnagiri				Govt. (Girls) High school
659	Krishnagiri				Govt.High school
660	Krishnagiri				Govt. (Girls) High school
661	Krishnagiri				Govt.High school
662	Krishnagiri				Govt. (Girls) High school
663	Krishnagiri				Govt.High school
664	Krishnagiri				Govt.High school
665	Madurai				Govt. Kallar High school
666	Madurai				Pandlayan Neduchezhian Corp. High School
667	Madurai				Govt. (ADW) High school
668	Madurai				Jaigopal Karodia Corp. High school
669	Madurai				N.M.S. Muthulakshmi Corp. (Girls) High School
670	Madurai				Govt. (ADW) High School
671	Madurai				Govt. Kallar High school
672	Madurai				Manimegalai Corp. (Girls)High school
673	Madurai				Govt. Kallar High school
674	Madurai				Govt. Kallar High school
675	Madurai				Thiruvalluvar Corp. (Boys) High school
676	Madurai				Corp. High school
677	Madurai				Govt. Kallar High school

678	Madurai				Bharathidasanar Corp. High school
679	Madurai				Jaigopal Karodia Corp. High school
680	Madurai				Govt. Kallar High school
681	Madurai				Umarupulavar Corp. High school
682	Madurai				Govt. Kallar High school
683	Madurai				Bharathiyar Corp. (Boys)High school
684	Madurai				Manimegalai Adigalar Corp. High school
685	Madurai				Masathiyar Corp. (Girls) High school
686	Madurai				Govt. Kallar High school
687	Madurai				Corp.High school
688	Madurai				Govt. Kallar High school
689	Madurai				Govt. Kallar High school
690	Madurai				Govt. Kallar High school
691	Nagapattinam				Govt. (Girls) High school
692	Nagapattinam				Govt.High school
693	Nagapattinam				Govt. (Grils)High school
694	Nagapattinam				Govt.(MPL) High school
695	Nagapattinam				Govt.High school
696	Nagapattinam				Govt. (Girls)High school
697	Nammakkal				Govt.High school
698	Nammakkal				Govt.High school
699	Nammakkal				Govt. (Girls) High school
700	Nilgiris				Govt. (Girls) High school
701	Nilgiris				Govt. (Girls) High school
702	Nilgiris				Govt. (Girls) High school
703	Peramballur				Govt.High school
704	Peramballur				Govt.High school
705	Peramballur				Govt. (Girls) High school
706	Peramballur				Govt. (Girls) High school
707	Peramballur				Govt.High school
708	Peramballur				Govt.High school
709	Peramballur				Govt.High school
710	Peramballur				Govt. (Girls) High school
711	Peramballur				Govt.High school
712	Peramballur				Govt.High school
713	Peramballur				Govt.High school
714	Peramballur				Govt.High school
715	Pudukottai				Govt.High school
716	Pudukottai				Govt.High school
717	Pudukottai				Govt.High school
718	Pudukottai				Govt. (MPL) High school
719	Pudukottai				Govt.High school

720	Pudukottai				Govt.High school
721	Pudukottai				Govt.High school
722	Pudukottai				Govt.High school
723	Pudukottai				Govt.High school
724	Pudukottai				Govt.High school
725	Pudukottai				Govt.High school
726	Pudukottai				Govt.High school
727	Pudukottai				Govt.High school
728	Pudukottai				Govt.High school
729	Pudukottai				Govt.High school
730	Pudukottai				Govt.High school
731	Pudukottai				Govt.High school
732	Salem				GTR Govt.High school
733	Salem				Govt.High school
734	Salem				Govt.High school
735	Salem				GTR Govt.High school
736	Salem				Govt.High school
737	Salem				Govt. (Girls) High school
738	Salem				GTR Govt.High school
739	Salem				Govt.High school
740	Salem				Govt. (Girls) High school
741	Salem				Govt.High school
742	Salem				GTR Govt.High school
743	Salem				Govt. High school!
744	Salem				Govt. (MPL) High school
745	Salem				Govt.High school
746	Salem				Govt.(MPL)High school
747	Salem				Govt.High school
748	Salem				Govt.High school
749	Salem				Govt. (MPL) High school
750	Salem				Govt.High school
751	Salem				GTR Govt.High school
752	Sivagangai				Govt. (ADW) High school
753	Sivagangai				Govt. (Girls) High school
754	Sivagangai				Govt.High school
755	Sivagangai				Govt. (Girls) High school
756	Sivagangai				Govt.High school
757	Sivagangai				Govt.High school!
758	Sivagangai				Govt. (ADW) High school
759	Thanjavur				Govt.High school
760	Thanjavur				Govt.High school
761	Thanjavur				Govt. (MPL) High School
762	Thanjavur				Govt.High school
763	Thanjavur				Govt. (ADW) High School
764	Thanjavur				Govt.High school
765	Thanjavur				Govt.High school
766	Thanjavur				Govt.High school

767	Thanjavur				Govt.High school
768	Thanjavur				Govt. (ADW) High School
769	Thanjavur				Govt. (ADW) High School
770	Thanjavur				Govt.High school
771	Thanjavur				Govt. (ADW) High School
772	Thanjavur				Govt. (ADW) High School
773	Thanjavur				Govt.High school
774	Thanjavur				Govt. (MPL) High School
775	Thanjavur				Govt.High school
776	Thanjavur				Govt. (ADW) High School
777	Thanjavur				Govt.High school
778	Thanjavur				Govt. (ADW) High School
779	Thanjavur				Govt.High school
780	Thanjavur				Govt.High school
781	Thanjavur				Govt.High school
782	Thanjavur				Govt.High school
783	Thanjavur				Govt.High school
784	Thanjavur				Govt. (MPL) High School
785	Thanjavur				Govt. (ADW) High School
786	Thanjavur				Govt.High school /
787	Theni				Govt. Kallar High school
788	Theni				Govt. Kallar High school
789	Theni				Govt. Mpl. High school
790	Theni				Govt. Kallar High school
791	Theni				Govt. Kallar High school
792	Thiruvallur				Govt. High School
793	Thiruvallur				Govt. Mpl. High school
794	Thiruvallur				Govt. High School
795	Thiruvallur				Govt. High School
796	Thiruvallur				Govt. (Girls) High school
797	Thiruvallur				Govt. (Girls) High school
798	Thiruvallur				Govt. Mpl. High school
799	Thiruvallur				Govt. (Girls) High school
800	Thiruvallur				Govt. Mpl. High school
801	Thiruvallur				Govt. High School
802	Thiruvallur				Govt. Mpl. High school
803	Thiruvallur				Govt. (Girls) High school
804	Thiruvallur				Govt. (ADW) High School
805	Thiruvallur				Govt. (ADW) High School
806	Thiruvallur				Govt. (Girls) High school
807	Thiruvallur				Govt. Mpl. High school
808	Thiruvallur				Govt. (Girls) High school
809	Thiruvallur				Govt. (ADW) High School
810	Thiruvallur				Govt. (Girls) High school
811	Thiruvallur				Govt. High School
812	Thiruvallur				Govt. (ADW) High School
813	Thiruvallur				Govt. Mpl. High school

814	Thiruvaiur				Govt. Mpl. High school
815	Thiruvallur				Govt. Mpl. High school
816	Thiruvallur				Govt. High School
817	Thiruvannamalai				GOVERNMENT HIGH SCHOOL
818	Thiruvannamalai				GOVERNMENT HIGH SCHOOL
819	Thiruvannamalai				GOVERNMENT HIGH SCHOOL
820	Thiruvannamalai				GOVERNMENT HIGH SCHOOL
821	Thiruvannamalai				GOVERNMENT HIGH SCHOOL
822	Thiruvannamalai				Govt. High School
823	Thiruvannamalai				Govt. High School
824	Thiruvannamalai				GOVERNMENT HIGH SCHOOL
825	Thiruvannamalai				GOVERNMENT HIGH SCHOOL
826	Thiruvannamalai				Govt. High School
827	Thiruvannamalai				GOVERNMENT HIGH SCHOOL
828	Thiruvannamalai				GOVERNMENT HIGH SCHOOL (GIRLS)
829	Thiruvannamalai				GOVERNMENT HIGH SCHOOL
830	Thiruvannamalai				GOVERNMENT HIGH SCHOOL
831	Thiruvannamalai				GOVERNMENT HIGH SCHOOL
832	Thiruvannamalai				GOVERNMENT HIGH SCHOOL
833	Thiruvannamalai				Govt. High School
834	Thiruvannamalai				Govt. (Girls)High School
835	Thiruvannamalai				GOVERNMENT HIGH SCHOOL
836	Thiruvannamalai				GOVERNMENT HIGH SCHOOL
837	Thiruvannamalai				GOVERNMENT HIGH SCHOOL (GIRLS)
838	Thiruvannamalai				GOVERNMENT HIGH SCHOOL (GIRLS)
839	Thiruvannamalai				Govt. High School
840	Thiruvannamalai				GOVERNMENT HIGH SCHOOL (GIRLS)
841	Thiruvarur				Govt.High school
842	Thiruvarur				Govt.High school
843	Thiruvarur				Govt.High school
844	Tiruchirapalli				Govt. (ADW) High school
845	Tiruchirapalli				Govt. (ADW) High school
846	Tiruchirapalli				Govt. (MPL) High school
847	Tiruchirapalli				Govt.High school
848	Tiruchirapalli				Govt.High school
849	Tiruchirapalli				Govt.High school
850	Tiruchirapalli				Govt.High school
851	Tiruchirapalli				Govt.High school
852	Tiruchirapalli				Govt. (MPL) High school
853	Tiruchirapalli				Valkandaskosan (Muslim) Govt.High school
854	Tirunelveli				Govt. (ADW) High school
855	Tirunelveli				Govt. (ADW) High school
856	Tirunelveli				Bharathiyar Mpl. High school

857	Vellore				Govt. High School
858	Vellore				Govt. High School
859	Vellore				Govt. High School
860	Vellore				Govt. High School
861	Vellore				Govt.(Girls) High School
862	Vellore				Govt. High School
863	Vellore				Govt. High School
864	Vellore				Govt. High School
865	Vellore				Govt. High School
866	Vellore				Govt. High School
867	Vellore				Govt. High School
868	Vellore				Govt. High School
869	Vellore				Govt. High School
870	Vellore				Govt. High School
871	Vellore				Govt. High School
872	Vellore				Govt. High School
873	Vellore				Govt. High School
874	Vellore				Govt. High School
875	Vellore				Govt.(Girls) High School
876	Vellore				Govt. High School
877	Vellore				Govt. High School
878	Vellore				Govt.(Girls) High School
879	Vellore				Govt. High School
880	Vellore				Govt. High School
881	Vellore				Govt.(Girls) High School
882	Vellore				Govt. High School
883	Vellore				Govt. High School
884	Vellore				Govt.(Girls) High School
885	Vellore				Govt. High School
886	Vellore				Govt. High School
887	Vellore				Govt. High School
888	Vellore				Govt.(Girls) High School
889	Vellore				Govt. High School
890	Vellore				Govt. High School
891	Vellore				Govt. High School
892	Vellore				Govt. High School
893	Vellore				Govt. High School
894	Vellore				Govt. High School
895	Vellore				Govt. High School
896	Vellore				Govt.(Girls) High School
897	Vellore				Govt.(Girls) High School
898	Vellore				Govt. High School
899	Vellore				Govt. High School
900	Vellore				Govt. High School
901	Vellore				Govt. High School
902	Vellore				Govt. High School
903	Vellore				Govt. High School

904	Vellore				Govt. High School
905	Vellore				Govt. High school
906	Villuppuram				Govt.High school
907	Villuppuram				Govt.High school
908	Villuppuram				Govt. (Girls) High school
909	Villuppuram				Govt. (Girls) High school
910	Villuppuram				Govt.High school
911	Villuppuram				Govt.High school
912	Villuppuram				Govt.High school
913	Villuppuram				Govt.High school
914	Villuppuram				Govt.High school
915	Villuppuram				Govt.High school
916	Villuppuram				Govt. (Girls) High school
917	Villuppuram				Govt.High school
918	Villuppuram				Govt.High school
919	Villuppuram				Govt. (Girls) High school
920	Villuppuram				Govt.High school
921	Villuppuram				Govt. (Girls) High school
922	Virudhunagar				Govt.High school
923	Virudhunagar				Govt.High school
924	Virudhunagar				Govt.High school
925	Virudhunagar				Govt.High school
926	Virudhunagar				Govt.High school
927	Virudhunagar				Govt.High school

Address

T. Nagar
Pakthavachalam Colony, Vyasarpadi
Karugampalayam, ichipatti po
Rottikadai, Iyerpadi
Eduvampalayam
Pitchanur
Rasipalayam
Kanur, Kattumannarkoil
Marungur, Panruti
Kandirakottai, panruti taluk
Pudupet, Sunnamukaratheru
Kammapuram, Viruddhachalam Taluk
Uttamalal, Hogenakkal PO
Kannipatti
Chinnampalli
Errapatty
Thirumalvadi, Kittampatti
Kannapadi Pudhupatti
Kosaakurichi
Old Ayyakudi
Porulur
Ayyampalayam
Mugasipudhur
Athani
Periyapullyur
Ellalur
Onampakkam
Suradimangalam
Veeranakummam
Erachakulam
Nallur
Vellamadam
Veyanur
Natchalur
G.Udayarpatti

Alathur
Balavidhuthi
Aalaseebam
Kamanthotti
Sulagiri
Perandapalli
Chekkipatti
Chokkalingapuram
T. Mullipallam
Manakulam
Palakurichi
Pushpavanam
Aymur
Kurichi
Pavithram
Aayailpatti
Konur
Patchal
Sholur Mattam
Kaiyunni
Nunthala
K.Polyur
Kolathur
Rayampuram
S. Aduthurai
Anukur
Ladapuram
Maruthanthalai
Puliyur
Rajagopalapuram
Vadavalam
Sathankulam
Thenaikulam
Thirupullani
Uppur
K.K.Nagar
Vellerivelli
Chinnaseragapatti
Nattuvampalayam
Pollavari
Chinnakannaur
Kattukuttipatti
O.Siruvayal
Puzhuthipatti
Varagur
Cholapuram
Ponnapur

Velur
Rajendranagar
Anuppapatti
Aacharipatti
T. Kallipatti
Nedikyam
Pakkam - West
Amirthapuram
Koovam
Kuppam
Sanarpalayam
Athimmor
Jamunarnarathur
Melacholankuppam
Kattarakudi
Ennakudi
Kottur
Chandrasekarapuram
Vembur
Annavarathanallur
M. Kottur
Mukkani
Vellanguzhi
Kuttam
Pottal
Thalapathisamudram
Valayur
Kallagam
Sevalpatti
Aanampatti
Kalaval
Panavaram
Ariyur
Kaniyanur
Ammayagaram
Thiruvonnainallur
Vilandhai
Aasanur
Perangiyur
Chettikurichi
P.Pudupatti
Chathrapatti
Vellur
MGR Nagar (revides List as per JD)
DEVARAYAPURAM
DIVANSAPUDUR

IDIGARAI
KALIVEERAMPALAYAM
MALAYANDIPATTINAM
MALUMICHAMPATTI
MATHVARAYAPURAM
MUTHUGOUNDANUR
NARASIMMANAICKENPALAYAM
NARASIPURAM
NO:4 VEERAPANDI
SEMMEDU
SENNANUR
SOMANDURAICHITTUR
ADARI
ANGUCHETTYPALAYAM
E.KEERANUR
KATTUKUDALORE
KAVARAPATTU
KEELAKALPOONDI
KEELAKUPPAM
KOVILUR
MANGALORE
ORANGUR
PALUR
PELANTHURAI
PERIYAKATUPALAYAM
PERIYANESALUR
POOLAMBADI
POONGUNAM
SRINEDUNCHERI
VADAKARAI
VELANGIPATTU
CHINNAVATHALAPURAM
GOLASANAHALLI
JAKKASAMUDRAM
JALIPUDUR
KAMALAPURAM
MANGARAI
PALAVADI
PANJAPPALLI
PETHATHAMPATTY
SEELANAIYAKNOOR
SIKKALUR
THATHANAICKANPATTI
KAVUNJI
KIZHAKKU CHETTY PATTY
MANNAVANUR

MARAMBADI
POOLATHUR
POOMBARAI
SAMUTHRAPATTY
VATHIPATTY
VILPATTY
CHIKKARASAMPALAYAM
CHINNAKAPATTI
ELUGAMVALASU
KALKADAMBUR
KANNIVADI
KUPPICHIPALAYAM
KURICHI
KURUMBAPALAYAM
NANJAITHALAIUR
NANJIAMPALAYAM
PASUVANAPURAM
PATTIMANIYAKARANPALAYAM
PERAMIUM
SARAVANAPURAM
SEMMAMPALAYAM
UTHAMAPALAYAM
VADUGAPATTI
VELLITHIRUPPUR
VEMANDAMPALAYAM
ANDARKUPPAM
INDALLOOR
IYYAPPAN THANGAL
KANDIGAI
KARAPAKKAM
KAYAPAKKAM
KUMIZHI
KUNNANKULATHUR
MAGANIYAM
MANGADU
PAIYANUR
PANRUTTI
PUTHIRANKOTTAI
RAMAPURAM
SENGADU
SITHANDIMANDAPAM
THENNERI
THIRUMUDIVAKKAM
VENNANGUPET
ZAMIN ENDATHUR
ZAMINTHANDALAM

ERANIEL
ERAVIPUTHOORKADAI
KUMARAPURAM
PEYANKUZHI
VEEYANNOOR
CHEMMALKALAI
KALIAKKAVILAI
MECODE
MELPURAM
INUNGUR
KATTALAI
KOYAMPALLI
MAYANUR
METTUTHIRUKAMPULIYUR
N.PUDUR
PALLAPALAYAM
PUNAVASIPATTI
SENGULAM
THENNILAI-KADAVUR
VENGAMPATTI
ATHIPADI
ATHIPADI
BALETHOTTAM
BELLARAMPALLI
HOSUR
KAMMAMPALLI
KANNANDAHALLI
KARAKUPPAM
KEELKUPPAM
KONDAPPANAYANAPALLI
MITTAPALLI (U)
N.VELLALAPATTI
NAICKANNOOR
ODDAPATTI
OPPATHAVADI
SOKKADI
UPPARAPATTI
VEPPALAMPATTI
KALIMANGALAM
MANGALAMPATTI
MATHUR,
OOMATCHIKULAM
POTTAPATTI
SOKKAMPATTI
THUMBAIPATTY
VILLUR

GHS ARUCOTTUTHURAI
GHS KARUPPAMPULAM
GHS KODIYAKKARAI
GHS MARUTHUR-SOUTH
GHS SARAPOJIRAJA PURAM
GHS THANIKOTTAGAM
GHS THOPPUHURAI
KORUKKAI
THODUVAI
ARIYUR PDUVALAVU
KEERAMPUR
MARURPATTI
PATLUR
PATTANAM
RAMANATHAPURAM PUDUR
THALIGAI
VEPPADAI
AROTUPPARAI
EBBANAD
HULICKAL
IDUHATTY
MANJACOMBAI
MASINAGUDI
PADANDURAI
THUTHURMATTAM
YELLANALLI
ARUNGAL
AYANATHUR
CHINNAVALAYAM
GOVINDAPURAM
K.AMBAPPUR
KAVARAPALAYAM
KEELAPERAMBALUR
OLAIYUR
SIRUVALUR
T.KEELAVELI
THIRUKKALAPPUR
AMARADAKKI
ARAYAPPATTY
AYINGUDI (SOUTH)
ELLAIPPATTI
GANDHINAGAR
GOPBALAPURAM
KOTHAKOTTAI
MANGUDI
MANJANVIDUTHI
PALLATHIVIDUTHI

PONBETHI
PUTHAMPUR
SENTHANKUDI
SEVALPATTY
S.SIRUVAYAL
KULATHUR
KARADARN THAKUDI
KILIYUR
PAMMANNDAL
KOVILANGULAM
KAMUTHI
MANDALAMANICKAM.
RAMASAMY PATTI
CHETTIYUR
DADAPURAM
DEEVATTIPATTY
GAJJALNAICKENPATTY
KADAMBUR
KOOTTATHUPATTY
MINNAMPALLI
MURUNGAPATTY
NARASINGAPURAM
NEIKKARAPATTY
PAKKANADU-ADAIYUR
PERIYAVADAGAMPATTI
RAMAMOORTHY NAGAR
SANAUOOR
SENDARAPATTI
THANDAVARAYAPURAM
UNATHUR
VADUGAPATTY
VEDUGATHAMPATTY
VELLAKADAI
A.KALAPUR(G)
ALAVIDANGAN
ANDAKUDI-MITHRAVAYAL
KIRUNGAKOTTAI
MALLAKKOTTAI
MUNAVENDRY
NERKUPAI
PERIARAI
PULIYAL
SATHANOOR
T.PUDUPATTI
THEMAPATTU

ULAGAMPATTI
VALASAIPATTY
ADHANAKOTTAI
KAKKARAI
KANNANTHAGUDI EAST
KILAMANGALAM
KONRAIKKADU
KOVILADY
ORATHANADUPUDUR
PAINGAL
POOVATHUR
SANKARANATHARKUDIKADU
THAMBIKOTTAI MELAKADU
THIRUVAIPPADI
VATTAKUDI
VETTUVAKKOTTAI
HIGHWAVYS
MANTHISUNAI
MURUKKODAI
SRIRENGAPURAM
THAMARAIKULAM
THUMMAKKUNDU
U.AMMAPATTY
VAIG Aidam
VAIKKALPARAI
KASITHARMAM
MANIMUTHAR
MARANTHAI
MELAPAVOOR
NADUVAKURICHI
NARASINGANALLUR
PADMANERI
PALAMADAI
URMELALAGIAN
VADAKKUSELIYANALLUR
Vellanguzhi (Delited School)
VELAYUTHAPURAM
VINAITHEERTHANADAR PATTY
ARAMBAKKAM
MUGAPPARIR EAST(B)-37
NAZARATHPET
PALAVAKKAM
PAZHAYA NAPPALAYAM
PERIYA NAGAPOONDI
PERUMBEDU
RAJANAGARAM(EAST)

SIDDIRAJAKANDIGAI
SRIKALIKAPURAM
SUBBA REDDY PALAYAM
THANDALAM
THIRUKANDALAM
VENGAL
ADANOOR
AGRAPALAYAM
AMUDUR
IRUMBEDU
IYANGUNAM
KARIKALAMBADI
MARUDHADU
MELPATHI
METTUECHUR
NAMATHODU
NEDUNGUNAM
NELLYANKULAM
NERKUNAM
RANTHAM,
SALAVEDU
SALUKKAI
THIRUMANI
VADUGAPATTU
VALLAM
VAYALUR
KATTUR
KODIKKALPALAYAM
MAPPILAIKUPPAM
MOOVANALLUR
MUNNAVALKOTTAI
PANANGUDI
PERAMBUR
THULASENTHIRAPURAM
VADAPATHIMANGALAM
AMoor
ANNANAGAR WEST
KANNUDAIYANPATTI
KOTTATHUR
MALAYADIPATTI
NETTAVELAMPATTY
NORTHSITHAMBUR
ONTHAMPATTY
OOTHUKUZZHI
SADAIYAMPATTI
SIRUNAVALLUR •

SUKKAMPATTI
THINNANUR
THUMBALAM
KEELAPOOVANI
KONGARAYAKURICHI
RAMANUJAMPUTHUR
SEKKARAKUDI
SIVAGALAI
THERIKUDIYIRUPPU
TUTICORIN
BAGAVELI
CHETTITHANGAL
DHAMARAIPAKKAM
ELAVAMBADI
GUDIYATHAM R.S
JANGALAPALLI
MUNJURPET
PANAMADANGI
POONDI
PULLIYANKANNU
SHOLINGHUR
SIPCOT RANIPET
THIRUPPARKADAL
VALLUVAMBÄKKAM
ARASUR
ASAKALATHUR
BRAMAKUNDAM
EDUTHANUR
EDUTHAVAINATHAM
ELAVADI
EMAPPUR
ENATHIMANGALAM
IRUNDAI
KADUVANUR
KARADICHITHUR
KARUNTHALAKURICHI
KEELPADI
KILIYUR
KONUR
KOOTHAKUDI
KOOVANUR
KUTHIRAICHANDAL
MANAKUPPAM
NEDUMANUR
PADUR
PAITHANTHURAI

PALI
PERIYAKOLLIYUR
PERIYASEVALAI
PERUMBAKKAM
PONNIYANDHAL
PUDUPALAPATTU
RISHIVANDIYAM
S. OGAIYUR
SARAVANAPAKKAM
SEERPATHANALLUR
SENGURICHI
SENTHANADU
SIRUMADURAI
SOMANDARGUDI
THADAGAM
THAGAMTHEERTHAPURAM
THIRUPPALAPANDAL
THUTHIPATTU
VELLAIYUR
VELUR
ANANIKULAM
ARUPPUKOTTAI
CHATRAREDDIAPATTI
KATTANOR
MEESALUR
NALLAMANAICKENPATTI
PILLAIYARKULAM
POOLANGAL
SIVALINGAPURAM
THIRUCHULI
THONUGAL
Agaram
Asirradapuram
Cooks Road, Perambur
Erukkanjeri
Irrusappa Girammini
Kanniyappa Nagar
Kilpauk
Kodangaiyur
Kodunkaiyur
Kosapet
Koyyathoppu
Nammalvarpet
Pulliyanthope
Seven Wells

Sharma Nagar
Strehans Road
Thaar shahib Street
Thiruvalluvarpuram
TRV Nagar, Jafferkanpet
Villivakkam
VOC Road
Vysarpadi
West Bakungham Cannel
Avinasi
Iduvampalayam
Kavanur
Kottur
Kovil Medu
Negamam
Neiyal veedhi
Nenjappar Road
Pallapalayam
Pandiyan Nagar
Panjalingampalayam
Ponnekavondanputhur
Pudhuramakrishnapuram
Pulliyampatti
R.S. Puram (Def and Dum)
Rakipalayam
Ramanadhapuram Manur
Samuthur
Sawmikavondanpalayam
Senjeri Malaiyadipalayam
Sivasakthi Colony
Thondamuthur
Umaipalayam
Va.Vellore
Vaalparai
Varadharajapuram
Vea. Kallipalayam
Ayeapuram
G.K.colony
kannitamilnadu
Ko.chatram
Kodipallur
Ku.Nellikuppam
Mangalaurpettai
Ottimedu
Tholudur
Venugopalapuram
A.vellampatti

Chinnagkuppam
Chitling
Elakiyampatti
Pallipatti
Jhammanampatti
B.P.Agraharam
Chithodu
K.Mettupalayam
Modachiyur Gopi
Poonu dharapuram
Ranga samuthiram gopi
Thuvakanayakan palayam
Uthandiyur
Vedar nagar
Aalandhur
Aasthinapuram
Balavakkam
Cheyur
Irumpedu
Jameen Rayapettai
Kanagi Nagar
Kavol bazar
Kayarampedu
Kizaku Thambaram
Kollapakkam
Lakshmi Puram
Maourapakkam
Nedungal
Pandur
Pondhur
Sengalpattu
Thalyur
Tirukanjur
Tiruporur
Vadamanipakkam
Vayalur
Vengampakkam
Aaralkumarapuram
Anandhapuram
Azagiyanipapuram
Erulapuram
Ezukaram
Kanagapuram
Magadhanapuram
Melasurangudi
Nagarkoil

Ozukincherri
Peruvillai
Poodhapandi
Pudhur
Putherri
Seramangalam
Thenkanpudhur
Thirupathisaram
Vazaiyathuvayal
Aravakurinchi
Karur
Nalluranpatti
Poorani
Sanapratti
Vangal
Vellienal
Arasampatti
Athimugam
Balekulli
Emakalnatham
jenjampatti
Kathiripuram
Kundalapatti
Kunnathur
Manavarnapalli
Megalachinampalli
Nellagiri
Pannanthur
Ramapuram
Veppanapalli
A.poochipatti
A.R.Lines
Achampatti
Anuppanadi
East Gate
Elumbur
K.Perumalpatti
Kamarajar Salai
Karukattanpatti
Kovilangulam
Mahal
Munichalal
Nalluthevanpatti

New Mahalipatti Road
Palanganatham
Pergamanallur
Periya Palam
Poosalapuram
Sellur
South Gate
South Gate
Sulivochanpatti
Talakulam
Thanakankulam
V.Kalipatti
Vagurani
Aakkur
Cherudur
Manalmedu
Vadaku Madavilagam
Vadavur
Vaitheesvaran Koil
Chandharachekarrapuram
No.3 Kumaramangiam
Pandamangalam
Erumad
Hubbathalai
Manjoor
Aadhanur
Alyappan Nayaganpettai
Ariyalur
Jayangkondam
Kandirathirham
Kattuprinkiyam
Keezaiyur
Kunnam
Kuvathur
Nagamangalam
Pallinga Natham
Velore
Amma pattinam
Armazam
Erukalai kottai
Kamarasapuram
Kizpatti

Mangkadu
Narpavala sengamari
Pallavarayan Pathai
Periyavur East
Poolan Veeduthi
Posampatti
S.Kuvayappatti
Sunaiyakadu
Thanjur
Tirunavur
Uthaipulli Kudirupu
Vallavari
Ambedkar Nagar
Ara-Chittypatty
Ara-Kullampatty
Aranathumallai
Bukkampatti
Dharapuram
Kariyakovil valavu
Karungallur
Konganapuram
Mathaiyankuttai
Odaikattuputhur
Panankattur
Pudu Theru Kitchipalayam
Ramanaicken palayam
Sagadevapuram
Salem Camp (Mettur Dam)
Sanoour
Shevapat
Vellar
Velligoundanur
Adhikaram
Elayankudi
Karumanthakkudi
Paganeri
Sivagangai
Sokanadhapuram
Unjanai
Adirampattinam
Aladikkumalai
Anna Nagar
Enathi
Kalluranikadu
Karisavayal
Kavarappattu
Mallipatinam

Managkadu
Manojilpatti
Muthuvera kandiyanpatti
Nadiyam
Naduvik kurunchi
Nalladai
Nambivayal
Nlilagri
Okkanadu memeyur
Pattukottai
Pudukottai ulloor
Pudukudi
Pudutheru
Sedupavachatiram
Sendangkadu
Surappalam
Thambi Kottai vadakaru
Thenkiz Allangam
Tirumalai Rajapurram
Veelankulam
Annaikaraipatti
Annanji
Bodinayakanur
Marakayankottai
Muthanampatti
Aalappakkam
Aathippattu
Achamanaidukandigal
Annalsivagami Nagar
Arani
Athiyamancheripettai
Avadi
Kadambatthur
Koratur
Lakshmi Puram
Lakshmi Puram
Manavalla Nagar
Melmanagar
Mittanmali
Pallipattu
Pattibiraqm
Perampakkam
Periyakalakattur
Poondhamalli
Sempakkam
Thervai
Thiruvallur

Tirumullaivayal
Tiruveniyur
Vangal
Ammapalayam
Andipatti
C.Kegampattu
C.Sorppanandhal
Edathannur
Elangkanni
Karappattu
Kudallur
Ladavaram
Mashar
Melnachipattu
Melpallipattu
Melravandhavadi
Melsengam
Mothakkal
Narayanakuppam
Palaolapadi
Pudupallayam
Rayandapuram
Renukondapuram
Sathannur
Thanippadi
Thorapadi
Vanapuram
Aalankadu
Kachanam
Melapanalyur
Balakrishnampatti
Chikathampur
Duraiyur
Edumalai
Melakalkandarkottai
Ootathur
Punjai Sangendi
Sa. Kannanur
Tiruchirapalli
Tiruchirapalli
Melapalayam
Thulukarpatti
Tirunelveli

Agaram
Agaramcheri
Agaravaram
Agraharam
Ambur
Anandapatti
Andiappanoor
Asanampet
Athnavoor
Bantharapalli
Bommikuppam
Chinnakammampattu
Devichettikuppam
Dhamalerimuthur
Dhasiriappanoor
Dhimmampet
Dimmananathur
Edyansathu
Gajanaickenpatti
Gangapuram
Girlsamuthiram
Guruvarajapet
Irungur
Jangalapuram
Jolerpet
Kallapadi
Kathiyavadi
Kaveripakkam
Kethandapatti
Kollakuppam
Kottamitta
Latteri
Malairediyoor
Matrapalli
Mecherei
Meimonaavoor
Melakuppam
Melsanangkuppam
Narsigaapuram
Nellorepet
Nemili
No.1 Kothur
Pallalakuppam
Palnankuppam
Palur
Passmarbenda
Periagaram

Periyakannalapatti
Periyankuppam
Arasamangallam
Chindhamani
Elavanachur
Kedar
Ma.Kunnathur
Maragadhapuram
MelKaranai
Pakkampadi
Ponnagkuppam
Ramanadhapuram
Sangarapuram
Semangalam
Sendoor
Seruvanthagadu
Va.Pakandai
Vekkiravandi
Iruncherai
Kurandi
Maraivar perunkudi
Pulvaikkanai
Tamilpadi
Vadamalapuram

Vocational Education: Training/Professional Development Status**Training Status under Vocational Education--2012-13**

S.No.	Name of the Courses/ Subjects	In-service Training		Induction Training		Training of Resource	
		Approved No. of Teachers for In-service Training	No. of Teachers Completed In-service Training	No. of Newly Recruited Teachers against the Approved Number	No. of Teachers Completed Induction Training	Approved No. of Resource Persons	Training of Resource Persons against the Approved No.
1							
2							
3							
4							
TOTAL							

SOURCE:

IEDSS-Training/Professional Development Status									
Training Status under IEDSS-2012-13									
S.No.	Name of the Subjects	In-service Training of Special teachers		In-service Training of general teachers trained in special education		Resource teachers In-services Training		Orientation of Educational Administrators. Principals/ Headmasters	
		Approved No. of Special teacher's In-service Training	No. of Special teachers Completed In-service Training	Approved No. of general teacher's In-service Training in special education	No. of general teachers Completed In-service Training	Approved No. of Resource teacher's In-services Training	No. of Resource teachers Completed In-services Training	Approved No. of Educational Administrators Principals/ Headmaster's Training	No. of Educational Administrators Principals/ Headmasters Training against the Approved
1	-	-	-	-	-	-	-	-	-
2	-	-	-	-	-	-	-	-	-
3	-	-	-	-	-	-	-	-	-
4	-	-	-	-	-	-	-	-	-
TOTAL		2	50	50	50	64	64	1	Nil

SOURCE:

ICT-Training/Professional Development Status					
Training Status under ICT--2012-13					
S.No.	Name of the Subjects	In-service Training of ICT		Induction Training of ICT Teachers	
		Approved No. of ICT Teachers for In-service Training	No. of ICT Teachers Completed In-service Training	No. of Newly Recruited ICT Teachers against the Approved Teachers	No. of ICT Teachers Completed Induction Training
1			*		
2					
3					
4					
TOTAL					

SOURCE:

* No Training given for computer instructor in the year 2012-13

Training/Professional Development Status

RMSA: Training/Professional Development Status-2012-13

Training Status under RMSA

S.No.	Name of the Subjects	In-service Training		Induction Training		Training of Key Resource Persons		Training Master Trainers		Management Training of Headmaster/Principals		In-service Training of Headmaster/Principals	
		Approved No. of Teachers for In-service Training	No. of Teachers Completed In-service Training	No. of Newly Recruited Teachers against the Approval for New/Upgraded schools and Additional Teachers for Existing Schools	No. of Teachers Completed Induction Training	Approved No. of Key Resource Persons	Training of Key Resource Persons against the Approved No.	Approved No. of Master Trainers	Training of Master Trainers against the Approved No.	Approved No. of Headmaster/Principals for Management Training	Management Training of Headmaster/Principals against the Approved No.	Approved No. of Headmaster/Principals for In-service Training	In-service Training of Headmaster/Principals against the Approved No.
1	Mathematics	-	-	-	1351	-	-	-	-	-	-	-	-
2	Science	Chemistry	-	-	-	-	-	-	-	-	-	-	-
		Physics	-	-	-	-	-	-	-	-	-	-	-
		Biology	-	7459	-	1181	-	-	-	-	-	-	-
3	Social Studies	Geography	-	-	-	-	-	-	-	-	-	-	-
		Economics	-	-	-	-	-	-	-	-	-	-	-
		History	-	-	-	1248	-	-	-	-	-	-	-
		Political Science	-	-	-	2974	-	-	-	-	-	-	-
4	English	-	-	-	-	-	-	-	-	-	-	-	
5	Hindi	-	-	-	-	-	-	-	-	-	-	-	
6	Sanskrit	-	-	-	-	-	-	-	-	-	-	-	
7	Regional Language	-	388	-	1802	-	-	-	-	-	-	-	
8	Physical	-	-	-	-	-	-	-	-	-	-	-	
9	Dance	-	-	-	-	-	-	-	-	-	-	-	
10	Music	-	-	-	-	-	-	-	-	-	-	-	
11	Art & Craft	-	-	-	-	-	-	-	-	-	-	-	
12	Yoga	-	-	-	-	-	-	-	-	-	-	-	
13	Any other (Specify)	-	-	-	-	-	-	-	-	-	-	-	
Total												880	880

SOURCE:

Vocational Education: Appointment of Lab Assistant, Accountant cum clerk, Helper & Security personnel													
S. No	District	Lab Assistant, Accountant cum clerk, Helper & Security personnel (2012-13)											
		No. of Schools/ Institutions under Vocational Education	No. of Sanctioned Lab Assistant Post	No. of Sanctioned Accountant cum clerk	No. of Sanctioned Helper	No. of Sanctioned Security personnel	Recruitment Progress of Lab Assistant, Accountant cum clerk,				Vacant		
Lab Assistant	Accountant cum clerk						Helper	Security personnel	Lab Assistant	Accountant cum clerk	Helper	Security personnel	
1													
2													
3													
4													
TOTAL													

SOURCE:

Girls Hostel- Recruitment Status of Non-Teaching Staff--2012-13

Appointment of Warden, Chowkidar, Head Cook&Asst. Cook,under Girls Hostel														
	District	No. of Girls Hostel		Sanctioned Post				Recruitment Progress				Vacant		
		Functional	Under Construction	No. of Sanctioned Warden	No. of Sanctioned Chowkidar	No. of Sanctioned Head Cook	No. of Sanctioned Asst. Cook	Warden	Chowkidar	Head Cook	Cook	Warden	Chowkidar	Head Cook
1	Ariyalur	Not applicable	Not applicable	Not applicable	Not applicable	Not applicable	Not applicable	Not applicable	Not applicable	Not applicable	Not applicable	Not applicable	Not applicable	Not applicable
2	Cuddalore													
3	Dharmapuri													
4	Erode													
5	Karur													
6	Krishnagiri													
7	Namakkal													
8	Perambalur													
9	Salem													
10	Sivagangai													
11	Tirupur													
12	Thiruvannamalai													
13	Villupuram													
Total		44												

SOURCE:

IEDSS- Recruitment Status of Non-Teaching Staff--2012-13									
Appointment of Attendant in school for children with severe orthopaedics impairment at the ratio of 1:10 children & Assistance of helper/Ayah for									
S. No	District	No. of Schools	Appointment Status						
			No. of Schools under IEDSS	Sanctioned Post		Recruitment Progress of		Vacant	
				No. of Sanctioned Attendant in school for children	No. of Sanctioned Assistance of helper/Ayah for children	Attendant	Assistance of helper/Ayah	Attendant	Assistance of helper/Ayah
1	Nil								
2									
3									
4									
TOTAL									

SOURCE:

vacant
Office Assistant /Dufftary
80
180
460
-

Recruitment Status of Non-Teaching Staff--2012-13

RMSA: Recruitment Status of Non-Teaching Staff in New/Upgraded Secondary Schools

Year	No. of Sanctioned New/Upgraded Sec Schools under RMSA	Sanctioned Post		Recruitment Progress of		Lab attendant
		No. of Sanctioned Lab attendant	No. of Sanctioned Office Assistant /Dufftary	Lab attendant	Office Assistant /Dufftary	
2009-10	200	200	0	40	40	80
2010-11	344	344	344	100	40	180
2011-12	710	710	710	280	250	430
2012-13	-	-	-	-	-	-

SOURCE:

ional Schools**of Existing Vocational Schools (2012-13)**

Vacant		Guest Faculty		
Coordinator/Principal	Vocational Teachers	No. of Vocational Courses	No. of Guest Faculty Deployed	Duration (in months) Guest Faculty Deployed

Strengthening of Existing Vocat

S. No	District	Progress of Recruitment for Strengthening c				
		Total no. of existing Vocational Schools for which additional teachers have	Sanctioned Post		Recruitment Progress of	
			Total No. of additional Coordinator /Principal sanctioned	Total Number of Vocational Teachers sanctioned	Coordinator/Pr incipal	Vocational Teachers
1						
2						
3						
4						
TOTAL						

SOURCE:

of Teaching Staff				
Vocational Schools (2012-13)				
Vacant		Guest Faculty		
Coordinator/Principal	Vocational Teachers	No. of Vocational Courses	No. of Guest Faculty Deployed	Duration (in months) Guest Faculty Deployed

Vocational Education: Recruitment Status

S. No	District	Progress of Recruitment in New Vocational Schools				
		No. of Sanctioned New Vocational Schools	Sanctioned Post		Recruitment Progress of	
			No. of Sanctioned Coordinator/Principal Post	No. of Sanctioned Vocational Teachers	Coordinator/Principal	Vocational Teachers
1						
2						
3						
4						
TOTAL						

SOURCE:

nt Status of Teaching Staff

rs and general teachers trained in special education-2012-13

Special Education Teachers		General teachers trained in special education			
No. of Special Education Teachers Recruited against the Approved	Vacant Post of Special Education Teachers	No. of Schools for which general teachers Recruited for special	No. of general teachers sanctioned for special education	No. of general teachers Recruited in special education against the sanctioned Post	Vacant post against general teachers in special education
1	0	-	-	-	-
5	1	-	-	-	-
21	2	-	-	-	-
16	0	-	-	-	-
2	0	-	-	-	-
4	0	-	-	-	-
2	0	-	-	-	-
8	2	-	-	-	-
3	1	-	-	-	-
2	0	-	-	-	-
1	0	-	-	-	-
24	2	-	-	-	-
1	1	-	-	-	-
1	0	-	-	-	-
9	0	-	-	-	-
6	0	-	-	-	-
1	0	-	-	-	-
10	0	-	-	-	-
3	0	-	-	-	-
7	0	-	-	-	-
3	0	-	-	-	-
6	0	-	-	-	-
6	2	-	-	-	-
1	0	-	-	-	-
6	0	-	-	-	-
9	0	-	-	-	-
6	0	-	-	-	-
6	2	-	-	-	-
6	0	-	-	-	-
5	0	-	-	-	-
1	0	-	-	-	-
7	0	-	-	-	-
189	13				

IEDSS-Recruitme

IEDSS : Appointment of Special Education Teacher

S. No	District	No. of Gov. Schools		Appointment of Special Education Teachers		
		Secondary schools	Higher secondary Schools	No. of Schools under IEDSS		No. of Sanctioned Special Education Teachers
				Secondary schools	Higher secondary Schools	
1	ARIYALUR			1	1	1
2	CHENNAI			0	8	6
3	COIMBATORE			2	20	23
4	CUDDALORE			0	14	16
5	DHARMAPURI			0	4	2
6	DINDIGUL			0	4	4
7	ERODE			0	2	2
8	KANCHEEPURAM			0	12	10
9	KANNIYAKUMARI			0	3	4
10	KARUR			0	2	2
11	KRISHANAGIRI			2	2	1
12	MADURAI			0	24	26
13	NAGAPATTINAM			0	1	2
14	NAMAKKAL			0	4	1
15	PERAMBALUR			0	9	9
16	PUDUKKOTTAI			1	9	6
17	RAMANATHAPURAM			0	1	1
18	SALEM			0	10	10
19	SIVAGANGA			1	5	3
20	THANJAVUR			7	13	7
21	THE NILGIRIS			1	5	3
22	THENI			0	8	6
23	THIRUVALLUR			1	15	8
24	THIRUVARUR			2	2	1
25	THOOTHUKKUDI			4	9	6
26	TIRUCHIRAPPALLI			0	12	9
27	TIRUNELVELI			3	6	6
28	TIRUPUR			1	8	8
29	TIRUVANNAMALAI			0	7	6
30	VELLORE			0	6	5
31	VILUPPURAM			0	1	1
32	VIRUDHUNAGAR			4	10	7
	Total			30	237	202

Contract teachers (2012-13)		
Contract	Contract Teachers	
Diploma/ graduate teachers	Sanctioned	Progress

Contracted on regular basis

ICT-Recruitment Status of Teaching Staff								
S. No	District	Appointment of Post Graduate teachers and Diploma/ gradu						
		Nò. of Schools	No. of Schools under ICT Coverage	Sanctioned ICT Teaching		Recruitment Progress		Vac
				No. of Sanctioned ICT Post Graduate teacher	No. of Sanctioned ICT Diploma/ graduate teachers	Post Graduate teachers	Diploma/ graduate teachers	Post- Graduate teachers
1								*
2								
3								
4								
TOTAL								

SOURCE:

*Under ICT School Scheme, for standard 6 to 10 faculties were not appo

atus of Teaching Staff

ed & Additional Teachers in Existing Secondary Schools--2012-13

Vacant		Progress of Recruitment of Additional Teachers in Existing Secondary Schools			
		Additional Teachers in Existing Secondary		Total Number of Teachers Recruited against the Teachers sanctioned	Vacant post against Additional Teachers
Headmasters/Pri ncipals	Subject Teachers	Total no. of existing Secondary Schools for which additional teachers have been sanctioned	Total No. of additional Teachers sanctioned		
-	-	-	-	-	-
-	-	-	-	-	-
-	-	6752	6752	3647	-
-	-	-	-	-	-

Recruitment St

RMSA : Recruitment Status of Teachers in New/Upgrad

Year	New/Upgraded Sec Schools under RMSA				
	Sanctioned for New Schools			Recruitment Progress of	
	No. of New/Upgraded Sec Schools under RMSA	No. of Sanctioned Post of Headmasters/Pri ncipals	No. of SanctionedSubj ect Teachers	Headmasters/Pri ncipals	Subject Teachers
2009-10	200	200	1400	200	1176
2010-11	344	344	2408	344	1958
2011-12	710	710	3550	710	2806
2012-13	-	-	-	6752	-

SOURCE:

Year	Total No. of Districts	District Level Information					
		Total No. of Science		Total No. of Book Fair		Art/Craft Mela	
		Approved	Completed	Approved	Completed	Approved	Completed
2009-10	32	-	-	-	-	-	-
2010-11	32	-	-	-	-	-	-
2011-12	32	-	-	-	-	-	-
2012-13	32	-	-	-	-	-	-
TOTAL							

SOURCE:

Quality Interventions under RMSA (1)--2012-13

School Level Information			
Sports Equipments		Maths Kits	
No. of Schools approved for Sports Equipments	Progress -No. of Schools Provided Sports Equipments	No. of Schools approved Maths Kits	Progress- No. of Schools approved Maths Kits
-	-	-	-
-	-	-	-
-	-	-	-
-	-	-	-

Science Kit		Special teaching for learning enhancement/ Remedial Teaching	
No. of Schools approved Science Kits	Progress -No. of Schools Provided Science Kits	Approved no of students	Progress No. of students
-	-	-	-
-	-	-	-
-	-	125394	145000
-	-	-	-
-	-	-	-

Quality Interventions under RMSA(2)--2012-13									
Year	Total No. of Districts	Excursion Trip/Study Tour of Teachers				Excursion Trip/Study Tour of Students			
		Within the State		Outside the State		Within the State		Outside the State	
		Approved	Progress	Approved	Progress	Approved	Progress	Approved	Progress
2009-10	32	Nil	Nil	Nil	Nil	Nil	Nil	Nil	Nil
2010-11	32	Nil	Nil	Nil	Nil	Nil	Nil	Nil	Nil
2011-12	32	6400	6400	9600	9600	Nil	Nil	Nil	Nil
2012-13	Nil	Nil	Nil	Nil	Nil	Nil	Nil	Nil	Nil
TOTAL									

SOURCE: AWP & B 2012-13

Guidance and Counselling--2012-13

Year	Total No. of Districts	Guidance and Counselling				Sensitisation programmes (2 days)	
		State Resource		Research Assistant		Approved Number	Progress
		Approved Number	Progress- Recruited Number	Approved Number	Progress- Recruited Number		
2009-10	32	Nil	Nil	Nil	Nil	Nil	Nil
2010-11	32						
2011-12	32						
2012-13	32						
TOTAL							

SOURCE:

Annual Work Plan and Budget 2013-14							
Information regarding Community Mobilization in Annual Work Plan and Budget							
Training and Sensitization Programmes							Availability of Training Guidelines/ Modules yes/no
S.no	Activity	RMSA	ICT @ Schools	IEDSS	VE	GH	
1	No. of Trainings held for SMDC Members	1	-	-	-	-	Yes
2	No. of Members who attended SMDC Training	23706	-	-	-	-	Yes
3	No. of Training/ Sensitization programmes for Local Community Leaders	6	-	-	-	-	-
4	No. of Members who attended the Training/ Sensitization programmes for Local Community Leaders	6032	-	-	-	-	-
5	Other Trainings						
6	Other Sensitization Programmes	-	-	-	-	-	-

Good Practices in Community Mobilization							People Involved in the Activities
S.no	Activity	RMSA	ICT @ Schools	IEDSS	VE	GH	
1	Mobilizing additional resources						Nil
2	Activity 2						
3	Activity 3						
4	Activity 4						
5	Activity 5						

Partnership with Local Organizations/ NGO's							Other inputs
Sino	Activity	RMSA	ICT @ Schools	IEDSS	VE	GH	
1	Name of the Organization/s Nature of the Organization/s Nature of Activities						Nil

2	Other Activities
---	------------------

Cultural Activities and other Extension Activities for Community Mobilization.							Other inputs
S.no	Activity	RMSA	ICT @ Schools	IEDSS	VE	GH	
1	Activity 1				Nil		
2	Activity 2						
3	Activity 3						
4	Activity 4						
5	Activity 5						

Community Mobilization at the habitation/village/urban slum level especially among							Other inputs
S.no	Activity	RMSA	ICT @ Schools	IEDSS	VE	GH	
1	Activity 1				Nil		
2	Activity 2						
3	Activity 3						
4	Activity 4						
5	Activity 5						

Monitoring Activities by Community/ SMDC Members							Other inputs
S.no	Activity	RMSA	ICT @ Schools	IEDSS	VE	GH	
1	Activity 1				Nil		
2	Activity 2						
3	Activity 3						
4	Activity 4						
5	Activity 5						

Parent Teacher Associations(PTA)							Other inputs
S.no	Activity	RMSA	ICT @ Schools	IEDSS	VE	GH	
1	No of Schools having PTA	5671					
2	Nature of activities undertaken by PTA's	Civil Works, Fund mobilisation					
	Activity 1 in PTA						
	Activity 2 in PTA						
	Activity 3 in PTA						
3	Others						

Grant upto 1.00 lakh per annum out of 2.2 % Management and Monitoring cost spent							Other inputs
S.no	Activity	RMSA	ICT @ Schools	IEDSS	VE	GH	
1	No. of districts which received the grant				Nil		
2	No. of schools which received the grant						
2	Nature of activities undertaken						
	Activity 1						
	Activity 2						
3	Others						

Status of Identification and Enrollement of Disabled Children (Disability Wise)

S. No.	District	No. of Schools	No. of Teachers	No. of Disabled Students Identified												Grand Total		
				VI			HI			OH			MR			B	G	T
				B	G	T	B	G	T	B	G	T	B	G	T			
1	ARIYALUR	2	1	1	2	3	1	1	2	1	2	3	0	0	0	3	5	8
2	CHENNAI	8	5	5	4	9	11	3	14	3	0	3	4	0	4	23	7	30
3	COIMBATORE	22	21	45	24	69	33	44	77	10	6	16	4	2	6	92	76	168
4	CUDDALORE	14	16	44	9	53	22	25	47	4	2	6	3	1	4	73	37	110
5	DHARMAPURI	4	2	0	0	0	6	4	10	0	0	0	1	0	1	7	4	11
6	DINDIGUL	4	4	10	3	13	7	6	13	5	0	5	1	0	1	23	9	32
7	ERODE	2	2	4	1	5	4	1	5	0	0	0	2	0	2	10	2	12
8	KANCHEEPURAM	12	8	19	11	30	14	6	20	6	9	15	3	4	7	42	30	72
9	KANNIYAKUMARI	3	3	6	6	12	0	1	1	1	2	3	3	0	3	10	9	19
10	KARUR	2	2	6	2	8	5	10	15	0	3	3	0	0	0	11	15	26
11	KRISHANAGIRI	4	1	0	0	0	2	4	6	0	0	0	0	0	0	2	4	6
12	MADURAI	24	24	45	35	80	36	45	81	9	1	10	2	0	2	92	81	173
13	NAGAPATTINAM	1	1	0	3	3	0	1	1	0	2	2	0	0	0	0	6	6
14	NAMAKKAL	4	1	2	0	2	4	5	9	0	0	0	1	1	2	7	6	13
15	PERAMBALUR	9	9	31	17	48	1	3	4	5	4	9	0	0	0	37	24	61
16	PUDUKKOTTAI	10	6	5	4	9	7	9	16	1	1	2	3	0	3	16	14	30
17	RAMANATHAPURAM	1	1	1	0	1	3	2	5	0	0	0	0	1	1	4	3	7
18	SALEM	10	10	24	12	36	20	5	25	0	0	0	0	0	0	44	17	61
19	SIVAGANGA	6	3	2	1	3	5	0	5	3	1	4	3	0	3	13	2	15
20	THANJAVUR	20	7	3	6	9	5	9	14	8	4	12	0	0	0	16	19	35
21	THE NILGIRIS	6	3	7	3	10	6	4	10	3	0	3	4	0	4	20	7	27
22	THENI	8	6	11	3	14	15	7	22	3	1	4	0	0	0	29	11	40
23	THIRUVALLUR	16	6	24	8	32	0	0	0	0	0	0	0	0	0	24	8	32
24	THIRUVARUR	4	1	2	1	3	1	2	3	0	1	1	0	0	0	3	4	7
25	THOOTHUKKUDI	13	6	24	13	37	4	4	8	0	0	0	0	0	0	28	17	45
26	TIRUCHIRAPPALLI	12	9	21	4	25	16	9	25	10	4	14	5	0	5	52	17	69
27	TIRUNELVELI	9	6	6	10	16	0	3	3	6	10	16	3	2	5	15	25	40
28	TIRUPUR	9	6	8	4	12	5	10	15	1	2	3	3	0	3	17	16	33
29	TIRUVANNAMALAI	7	6	35	20	55	4	1	5	1	3	4	2	0	2	42	24	66
30	VELLORE	6	5	19	7	26	0	5	5	2	1	3	0	0	0	21	13	34
31	VILUPPURAM	1	1	3	3	6	2	2	4	0	0	0	0	2	2	5	7	12
32	VIRUDHUNAGAR	14	7	8	14	22	9	11	20	1	11	12	1	0	1	19	36	55
	Total	267	189	421	230	651	248	242	490	83	70	153	48	13	61	800	555	1355

2012-13	Non Recurring	12999.08	149.00	666.33	-	-	2665.33	-	2665.33		
	Sub Total	-	-	-	-	-	-	-	-	-	-

JEDSS

Rs. in lakhs										
Expenditure Head	Opening Balance as on 1st April	GOI releases till 31st March	State releases till 31st March	Other Receipt	Interest	Total available fund	Expenditure till 31st March	Unspent Balance as on 31st March	% Exp to available fund	Status on audit report
2009-10	Recurring		3.14 crore							
	Non Recurring	Nil	Nil							
	Sub Total	Nil	Nil							
2010-11	Recurring	Nil	4.25 crore							
	Non Recurring	Nil	Nil							
	Sub Total	Nil	Nil							
2011-12	Recurring	Nil	Nil							
	Non Recurring	Nil	Nil							
	Sub Total	Nil	Nil							
2012-13	Recurring	Nil	Nil							
	Non Recurring	Nil	Nil							
	Sub Total	Nil	Nil							

Girls Hostel

Rs. in lakhs											
Expenditure Head	Opening Balance as on 1st April	GOI releases till 31st March	State releases till 31st March	Other Receipt	Interest	Total available fund	Expenditure till 31st March	Unspent Balance as on 31st March	% Exp to available fund	Shortfall in State Share	Status on audit report
2009-10	Recurring										
	Non Recurring		84,200,000	9,350,000	10,500	93,560,500	64,510,020	29,050,480			Audit Report for 2009-10 have already been submitted
	Sub Total		84,200,000	9,350,000	10,500	93,560,500	64,510,020	29,050,480			
2010-11	Recurring										
	Non Recurring	29,050,480			168,489	29,218,969		29,218,969			Audit Report for 2010-11 have already been submitted
	Sub Total	29,050,480			168,489	29,218,969		29,218,969			
2011-12	Recurring										
	Non Recurring	29,218,969			13,500,000	2,081,094	44,800,063		44,800,063		Audit Report for 2011-12 under process
	Sub Total	29,218,969			13,500,000	2,081,094	44,800,063		44,800,063		
2012-13	Recurring										
	Non Recurring	44,800,063			70,597,215	805,271	116,202,549		116,202,549		
	Sub Total	44,800,063			70,597,215	805,271	116,202,549		116,202,549		
Total	Recurring										
	Non Recurring	103,069,512	84,200,000	9,350,000	84,107,715	3,054,854	283,782,081	64,510,020	219,272,061		
	Sub Total	103,069,512	84,200,000	9,350,000	84,107,715	3,054,854	283,782,081	64,510,020	219,272,061		

Annual Work Plan and Budget 2013-14									
Name of the state									
Information Regarding Media Activities									
S. No	Medium	Activities	RMSA	ICT @ School	IEDSS	Girls Hostel	Vocational Education		
			Activities	Activities	Activities	Activities	Activities		
1	Audio/Video Activities	Video/Television							
		Audio/Radio							
2	Print Media	Print Materials	Brochures						
		Newspaper Advertisement							
3	Outdoor Publicity	Hordings/ Banners	Banners						
		Wall painting	RMSA						
4	Interpersonal Communication (IPC)	Theatre/ Story Telling/ Local Dance/Local Music							
5	Exhibitions/ Mela	Book Fair/ Science Fair							
6	Social Media	Facebook, twitter,							
		LinkedIn, etc							
	Digital Media	RMSA Website, Advertisement on webpage	RMSA Website						
7	Other Media Activities	Mail	All levels of office						
8	Other Media Activities								

SOURCE:

Status of Infrastructure provided to Disable children													
S. No.	District	Total No. of Secondary school	Total No. of Model Inclusive schools developed	Total No. of schools having separate toilet for Disable children	Total No. of schools having ramps with railing facilities	Total No. of schools providing assistive devices to disable children	Total No. of students provided with assistive devices		Total No. of schools providing Educational aids and appliances	Total No. of students provided with educational aids and appliances		Total No. of Blocks having block level resource rooms	Total No. of Blocks having equipments in resource rooms
							Boys	Girls		Boys	Girls		
1	Nil												
2													
3													
4													
TOTAL													

SOURCE:

Not applicable	Minority	functional girls hostel
Not applicable	BPL	
Not applicable	Total	
Not applicable	No. of seats vacant in the Hostel	

Status of Girls Hostel										
S.No	Name of the District	No of EBBs	NO of GH sanctioned	No of operational Girls Hostels	No. of schools			No of inmates in		
					KGBV	Other Secondary schools	Total	SC	ST	OBC
1	Ariyalur	1	1	Awaiting for G.O.regarding selection of construction agency	Not Applicable	Not applicable	Not applicable	Not applicable	Not applicable	Not applicable
2	Cuddalore	3	3							
3	Dharmapuri	3	3							
4	Erode	5	5							
5	Karur	1	1							
6	Krishnagiri	4	4							
7	Namakkal	2	2							
8	Perambalur	1	1							
9	Salem	12	12							
10	Sivagangal	1	1							
11	Tirupur	2	2							
12	Thiruvannamalai	1	1							
13	Villupuram	8	8							
TOTAL		44	44							

source:

Number of students with reading disabilities	Total No. of schools providing TLM to disabled youth	Total No. of schools providing Books and stationeries	Total No. of schools providing Uniform to disabled youth
Girls			
-	-	-	-
-	-	-	-
-	-	-	-
-	-	-	-
-	-	228	228

lowances and stipend provided to Disable Children

Total Number of students provided with escort facilities		No of Schools providing stipend to disable Girls	Total Number of Girls provided with stipend	Total No of schools providing disable-friendly facilities in the hostel	Total No. of students provided with boarding and lodging charges		Total No of schools providing reader facilities	Total No. of provided w facil
Boys	Girls				Boys	Girls		
-	-	-	-	-	-	-	-	-
-	-	-	-	-	-	-	-	-
-	-	-	-	-	-	-	-	-
-	-	-	-	-	-	-	-	-
-	-	151	555	20	223	120	-	-

Status of Facilities, al								
S. No.	District	No of schools in the district	No. of Disable children enrolled in secondary school		No of schools providing Transport facilities	Total Number of students provided with transport facilities		No of schools providing escort facilities
			Boys	Girls		Boys	Girls	
1	-	-	-	-	-	-	-	-
2	-	-	-	-	-	-	-	-
3	-	-	-	-	-	-	-	-
4	-	-	-	-	-	-	-	-
Total		267	800	555	223	800	555	-

SOURCE:

Status of social category-wise Identification and Enrollment of Disabled Children																																
S. No.	District	No. of Disabled Students Identified															No. of Disabled Students enrolled in schools															
		SC			ST			Minority			Others			Grand Total			SC			ST			Minority (MC)			Others (MBC)			Grand Total			
		Boys	Girls	Total	Boys	Girls	Total	Boys	Girls	Total	Boys	Girls	Total	Boys	Girls	Total	Boys	Girls	Total	Boys	Girls	Total	Boys	Girls	Total	Boys	Girls	Total	Boys	Girls	Total	
1		-	-	-	-	-	-	-	-	-	-	-	-	-	-	-	-	-	-	-	-	-	-	-	-	-	-	-	-	-	-	-
2		-	-	-	-	-	-	-	-	-	-	-	-	-	-	-	-	-	-	-	-	-	-	-	-	-	-	-	-	-	-	-
3		-	-	-	-	-	-	-	-	-	-	-	-	-	-	-	-	-	-	-	-	-	-	-	-	-	-	-	-	-	-	-
4		-	-	-	-	-	-	-	-	-	-	-	-	-	-	-	-	-	-	-	-	-	-	-	-	-	-	-	-	-	-	-
TOTAL		187	125	322	4	5	13	385	296	681	288	134	339	795	560	1385	197	125	322	6	5	13	385	296	681	285	134	339	795	560	1365	

SOURCE:

State Level Compiled Sheet for progress over-view and proposal regarding RMSA year 2009-10																				
As on dated:31.01.2013																				
2012-13																				
Sl. No.	Name of the activity	Physical Unit Sanctioned	Unit Cost	Amount Sanctioned	No. of Unit Completed	In-progress	Status Of Progress								Expenditure (in Lacs)	Remarks	2013-14			
							Lay out	Foundation	Grade Beam	Plinth Level	Sill Level	Lintel level	Roof Level	Roof Casted			Finishing	Physical Unit Sanctioned	Unit Cost	Amount Sanctioned
(A)	New Schools																			
1	Construction of New Schools	200	58.12	11624.00	61	139		8	5	2		7	19	31	67	10895.80	Agency of construction through SAAC			
(B)	Strengthening of schools																			
1 (a)	Construction of ACR																			
1 (b)	Procurement of furniture																			
2 (a)	Construction of Spill																			
2 (b)	Procurement of furniture																			
2 (c)	Procurement of lab equipment	200	1.00	200.00												200.00				
3 (a)	Construction of Computer room																			
3 (b)	Procurement of furniture																			
4 (a)	Construction of Library room																			
4 (b)	Procurement of furniture																			
5 (a)	Construction of Art/craft room																			
5 (b)	Procurement of furniture																			
6 (a)	Construction of Toilet block																			
6 (b)	Installation of Drinking water																			
Subtotal of																				
Other Construction																				
1	Construction of Residential Cir.																			
2	Major Repair																			
3	Minor Repair																			

Note: Separate year wise/School wise/Block wise/District wise sheet should also be attached in support of the aforesaid report

Agency of Construction:

Financial Year	Item of Construction	Total PAB Approved Amount (Rs. in lacs)	Expenditure as on 31.01.2013 (Rs. in lacs)
2009-10	New Schools	11624.00	10895.80
	Strengthening of Schools	-	200.00
	Major Repair	-	-
	Minor Repair	-	-
	Residential Cir.	-	-

Signature of the Engineer-
Name: M. Shanmugam
Designation: Civil Consultant
Mobile no. 737300 2528
E-mail ID: munuswamyshanmugam@gmail.com

Signature of the SPD/SMD
Name: Dr. R. Elangovan
Designation: Project Director
Mobile no.: 737300 3333
E-mail ID: rmsatamil@gmail.com

State Level Compiled Sheet for progress over-view and proposal regarding RMSA year 2011-12																			
Name of the State		As on dated:31.01.2013																	
Sl. No.	Name of the activity	Physical Unit Sanctioned	Unit Cost	Amount Sanctioned	No of Unit Completed	In-progress	2012-13									2013-14			
							Status Of Progress									Expenditure (in Lacs)	Remarks	Physical Unit Sanctioned	Unit Cost
Lay out	Foundation	Grade Beam	Plinth Level	Sill Level	Lintel level	Roof Level	Roof Casted	Finishing	Roof Level	Roof Casted	Finishing	Roof Level	Roof Casted	Finishing					
(A)	New Schools																		
1	Construction of New Schools	710	56.12	41265.20															
(B)	Strengthening of schools																		
1 (a)	Construction of ACP	1795	5.63	10105.85															
1 (b)	Procurement of furniture																		
2 (a)	Construction of Sci lab	919	6.10	5605.90															
2 (b)	Procurement of furniture																		
2 (c)	Procurement of lab equipment	919	1.00	919.00															
3 (a)	Construction of Computer room	768	5.00	1840.00															
3 (b)	Procurement of furniture																		
4 (a)	Construction of Library room	1036	7.00	7252.00															
4 (b)	Procurement of furniture																		
5 (a)	Construction of Art/craft room	1130	5.00	5650.00															
5 (b)	Procurement of furniture																		
6(a)	Construction of Toilet block	495	1.00	495.00															
6(b)	Installation of Drinking water	170	0.50	85.00															
Subtotal of																			
Other Construction																			
1	Construction of Residential Qtr.	91	6.00	546.00															
2	Major Repair	1025		936.20															
3	Minor Repair	4092	0.25	1023.00															
Note:		Separate year wise/School wise/Block wise /District wise sheet should also be attached in support of the aforesaid report.																	

Agency of Construction:

Financial Year	Item of Construction	Total PAB Approved Amount (Rs. In Lacs)	Expenditure as on 31.01.2013 (Rs. In Lacs)
2011-12	New Schools	41265.20	
	Strengthening of Schools	13952.75	
	Major Repair	936.20	
	Minor Repair	1023.00	1023.00
	Residential Qtr.	546.00	

Signature of the Engineer-
Name: M. Shanmugam
Designation: Civil Consultr
Mobile no. 737300 2528
E-mail ID: munuswamyshannmugam@gmail.com

Signature of the SPO/SMD
Name: Dr. R. Elangovan
Designation: Project Director
Mobile no. 737300 3333
E-mail ID: rnsatemi@gmail.com

Note : Funds are not received from GOI for the above components, hence works are not started

State Level Compiled Sheet for progress over-view and proposal regarding RMSA year 2010-11																				
Name of the State												As on dated: 31.01.2013								
Sl No	Name of the activity	Physical Unit Sanctioned	Unit Cost	Amount Sanctioned	No. of Unit Completed	In-progress	2012-13								Expenditure (in Lacs)	Remarks	2013-14			
							Layout	Foundation	Grade Beam	Plinth Level	Sill Level	Lintel level	Roof Level	Roof Cased			Finishing	Physical Unit Sanctioned	Unit Cost	Amount Sanctioned
(A)	New Schools																			
1	Construction of New Schools	39	46.86	1827.54												Agency to be selected				
		305	58.12	17726.6																
(B)	Strengthening of schools																			
1 (a)	Construction of ACR	1851	5.63	10421.13																
1 (b)	Procurement of furniture																			
2 (a)	Construction of Sci Lab	698	6.1	4257.80																
2 (b)	Procurement of furniture																			
2 (c)	Procurement of lab equipment	698	1.00	698.00																
3 (a)	Construction of Computer room	735	5.00	3675.00																
3 (b)	Procurement of furniture																			
4 (a)	Construction of Library room	837	7.00	5859.00																
4 (b)	Procurement of furniture																			
5 (a)	Construction of Art/craft room	860	5.00	4300.00																
5 (b)	Procurement of furniture																			
6 (a)	Construction of Toilet block	474	1.00	474.00										474.00						
6 (b)	Installation of Drinking water	213	0.50	106.50										106.50	Work started					
Subtotal of																				
Other Construction																				
1	Construction of Residential Qtr.	94	6.00	564.00																
2	Major Repair	181		10.96																
3	Minor Repair	4092	0.25	1023.00																
Note: Separate year wise/School wise/Block wise /District wise sheet should also be attached in support of the aforesaid report																				

Agency of Construction:

Financial Year	Item of Construction	Total PAB Approved Amount (Rs. in lacs)	Expenditure as on 31.01.2013 (Rs. in lacs)
2010-11	New Schools	19554.14	-
	Strengthening of Schools	29791.43	680.50
	Major Repair	10.96	-
	Minor Repair	1023.00	1023.00
	Residential Qtr.	564.00	-

Signature of the Engineer-
Name: M. Shanmugam
Designation: Civil Consultant
Mobile no. 737300 2528
E-mail ID: muniswamyshanmugam@gmail.com

Signature of the SPD/SMD
Name: Dr. R. Elangovan
Designation: Project Director
Mobile no.: 737300 3333
E-mail ID: msstamit@gmail.com

Note: i) Works of Toilets and Drinking water facilities are entrusted with SMOC concerned and works are in progress
ii) Unit cost approved and sanctioned by GOI for class rooms and other infrastructure facilities matching with current schedule of rates quoted by PWD. So the works are not yet started

