

**Ministry of Human Resource Development  
Govt. of India**

**Mid Day Meal Scheme**

3

**MDM-PAB Meeting on 10.04.2008**

**Part-1, Review of Implementation of  
MDMS in, Chandigarh, Dadra and Nagar  
Haveli, Daman and Diu, Goa, Delhi,  
Gujarat, Himachal Pradesh, Jammu and  
Kashmir, Lakshadweep, Madhya  
Pradesh, Meghalaya, Mizoram,  
Nagaland, Orissa, Puducherry, Punjab,  
Rajasthan**



# Mid Day Meal Scheme


MDM-PAB Meeting – **Chandigarh**  
On 10.04.2008

Ministry of HRD  
Government of India



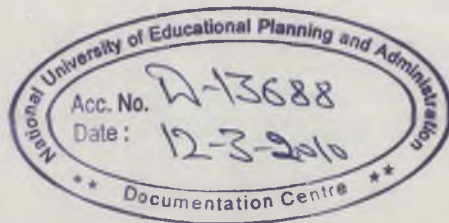
Part-I

## Review of Implementation of MDMS in Chandigarh (1.4.2007 to 31.12.2007)

NUEPA DC  
  
 D13688

Ministry of HRD, Govt. of India

372.1716  
100-CH



## Questions?



- ❖ What is the level of unspent balances as on 31.03.07?
- ❖ How regular is the lifting of food grains? Is there any disruption/shortage in availability of food grains?
- ❖ What is the level of lifting?
- ❖ How about cooking cost? Was it disbursed to Districts? What is the level of utilisation at school level?
- ❖ How synchronous is utilisation of food grains and cooking cost?

..... contd

Ministry of HRD, Govt. of India

Contd .....

## Questions?



- ❖ How much MME was utilized? Under what activities?
- ❖ What is the progress of construction of Kitchen Sheds and procurement of kitchen devices?

### Part -II

- ❖ What is the trend in Enrollment and No. of children availing MDM from 2006 to 2007?
- ❖ How well MDM data compares with SSA data and Census data?

Ministry of HRD, Govt. of India

## Benchmarks



- ❖ Desirable stock in hand : **15% (+ or - 5%)**
- ❖ Lifting of foodgrains [1.4.07 to 31.12.07]: **85% (+ or - 10%)**
- ❖ Utilisation of foodgrains and cooking cost [1.4.07 to 31.12.07]: **75% (+ or - 10%)**
- ❖ Every month **1/12th** of foodgrains is lifted & distributed.
- ❖ Utilisation of foodgrains & cooking cost is **synchronous**.
- ❖ State's AWP&B is in accordance with **M/HRD's guidelines**.
- ❖ Data in the AWP&B is **authentic, reliable & based on the records**.

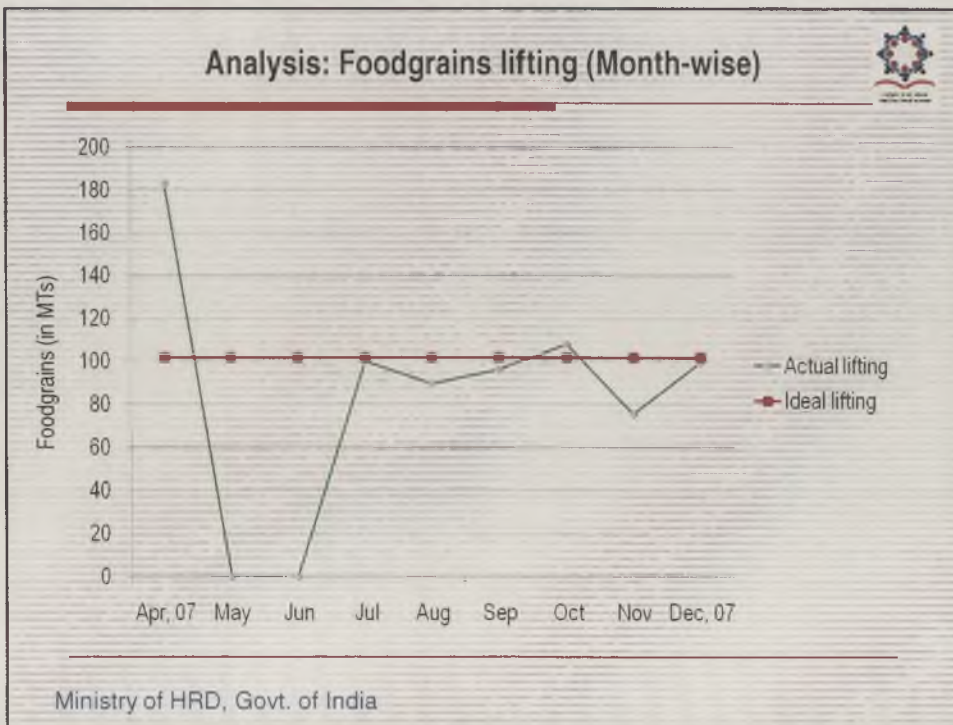
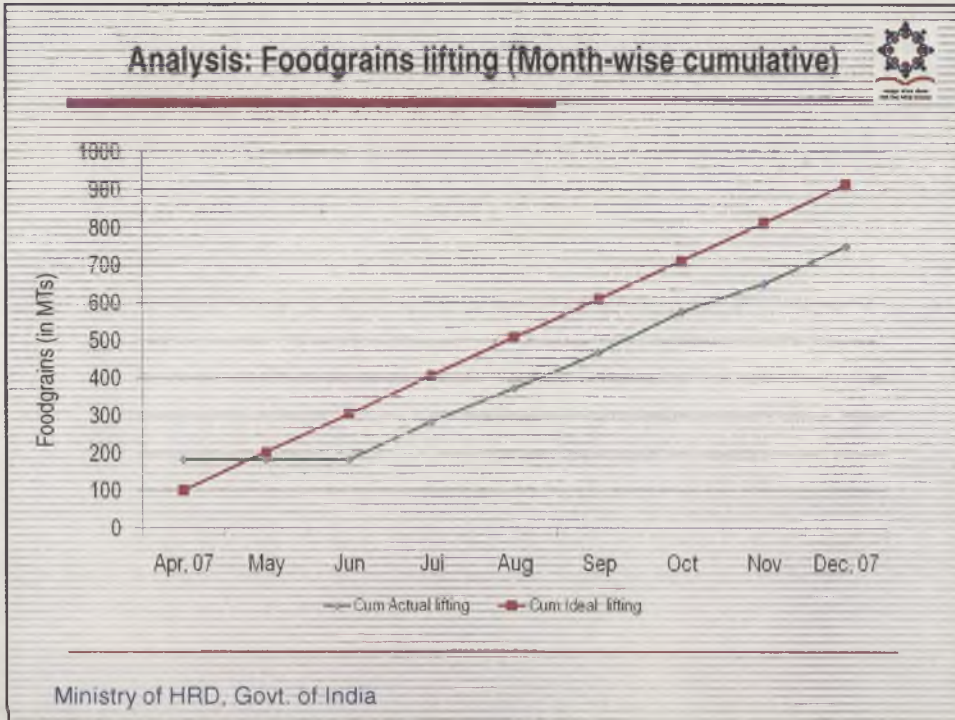
Ministry of HRD, Govt. of India

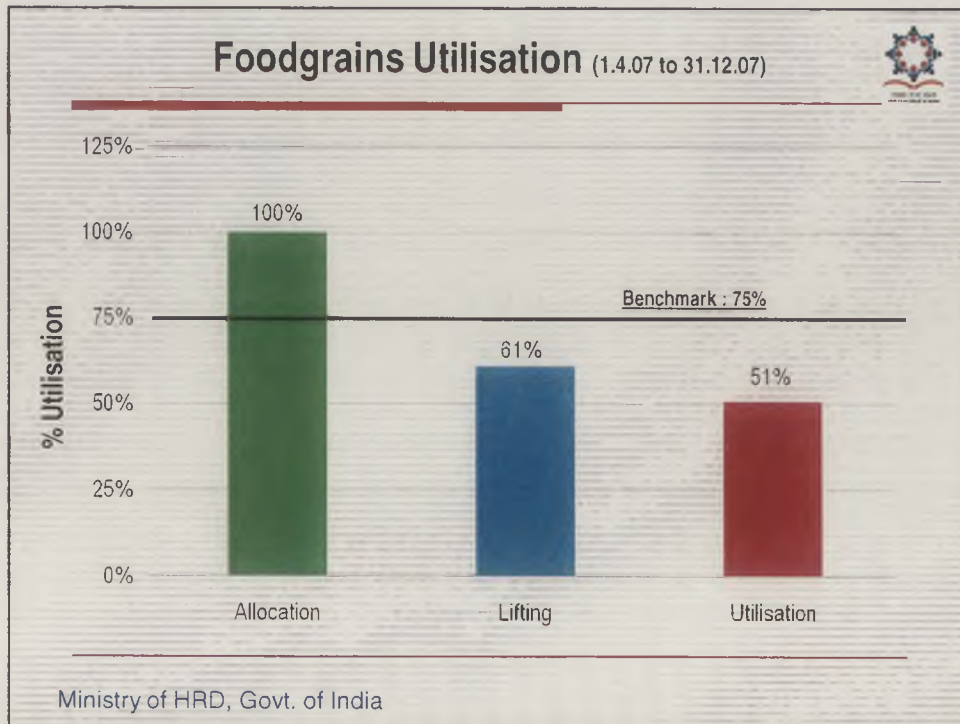
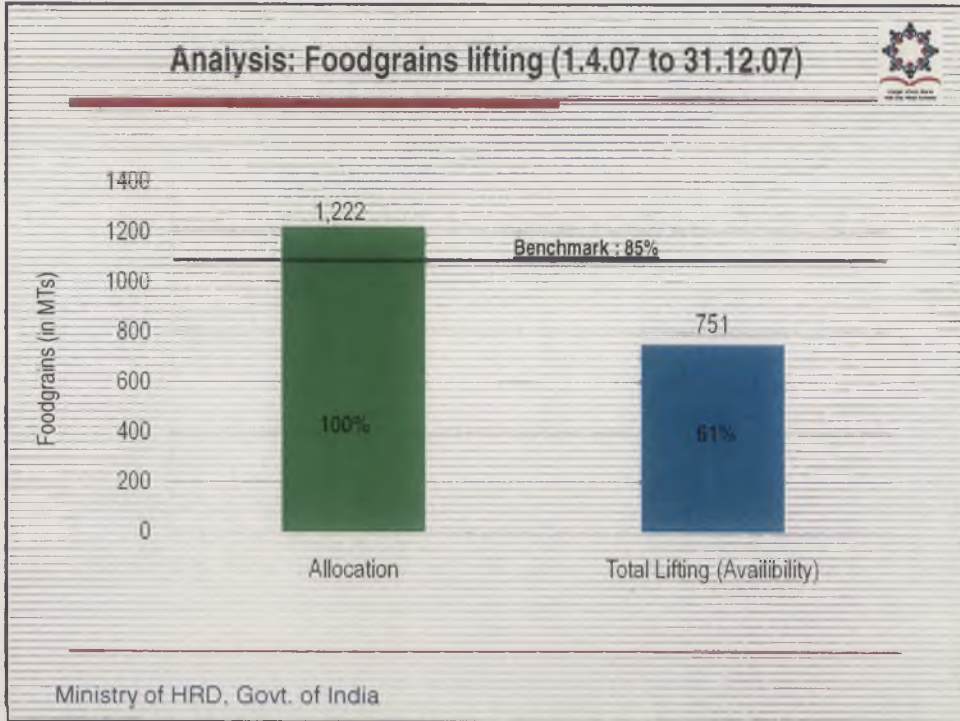
## Definitions

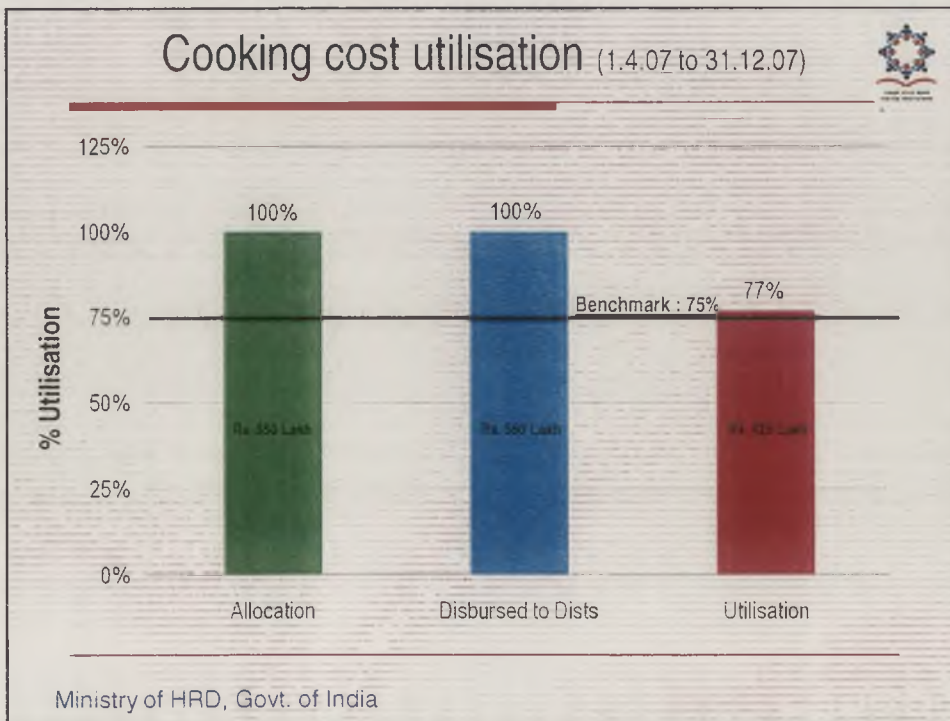
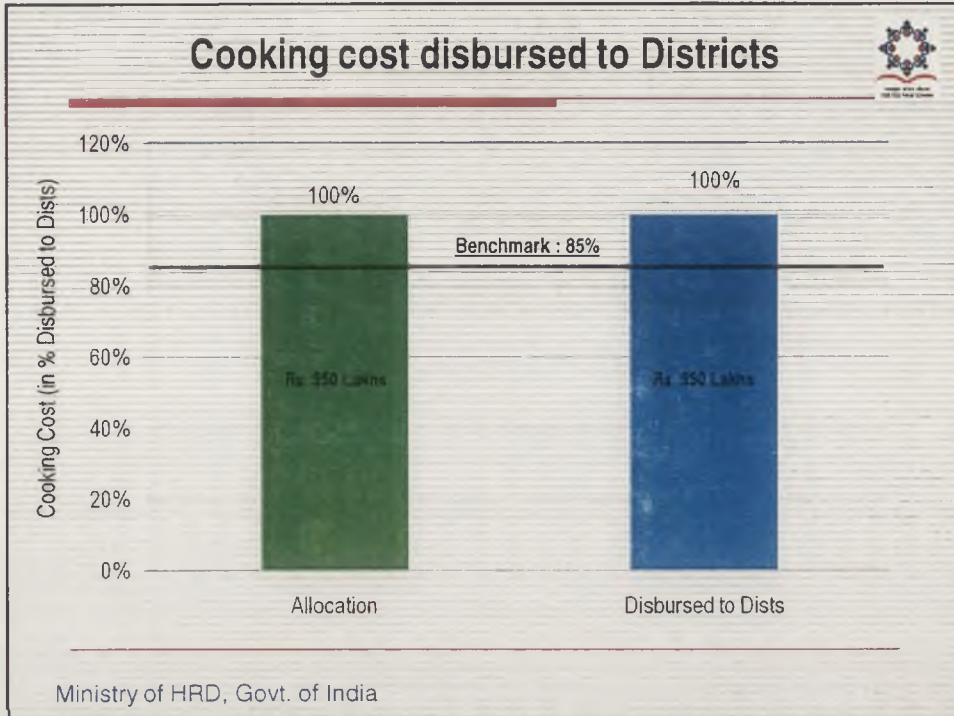


- ❖ % Utilisation = (Utilisation / Allocation) x 100
- ❖ Allocation means Gross Allocation before adjusting unspent balance – Requirement for the year
- ❖ Allocation for cooking cost includes both central share & state's contribution
- ❖ Utilisation means actual consumption / expenditure at school level : Not releases from higher level to lower level
- ❖ Unspent balances includes balance on hand at State, District, Block & School level

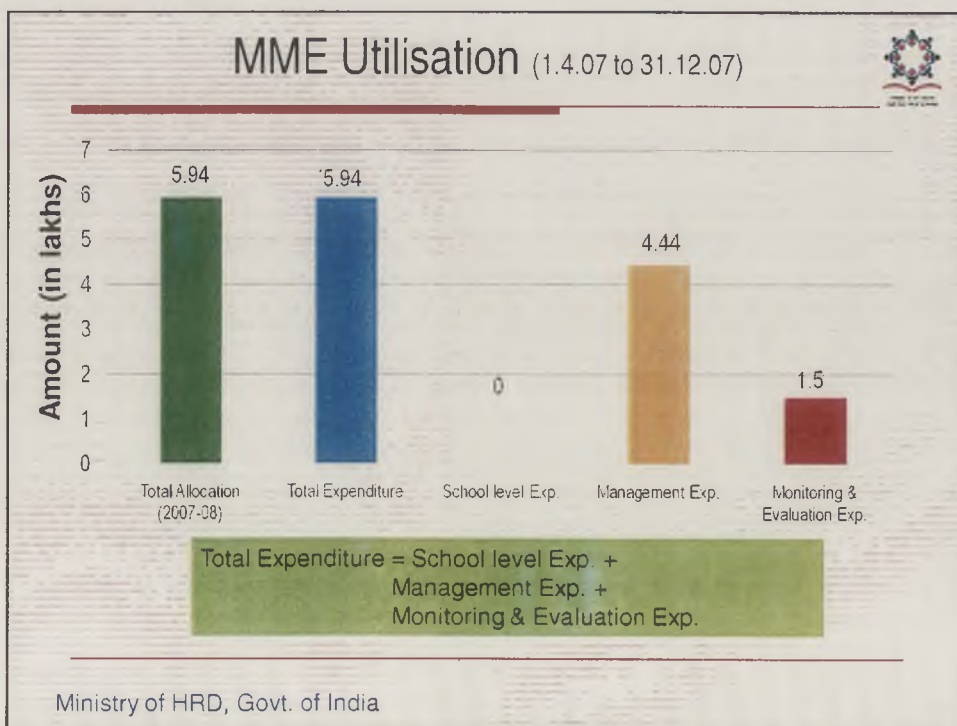
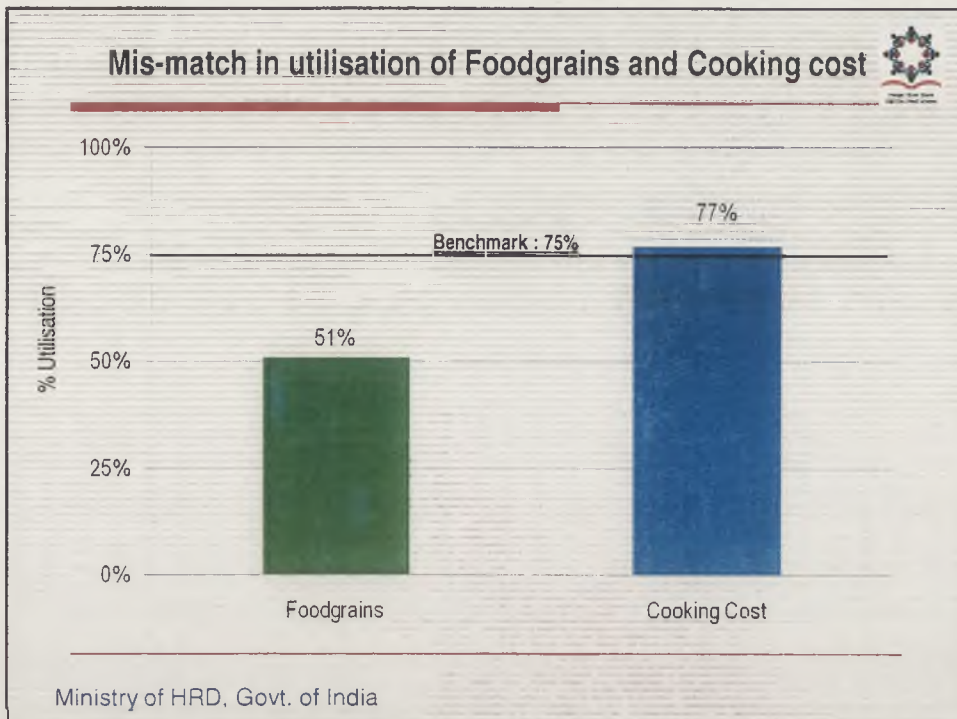
Ministry of HRD, Govt. of India

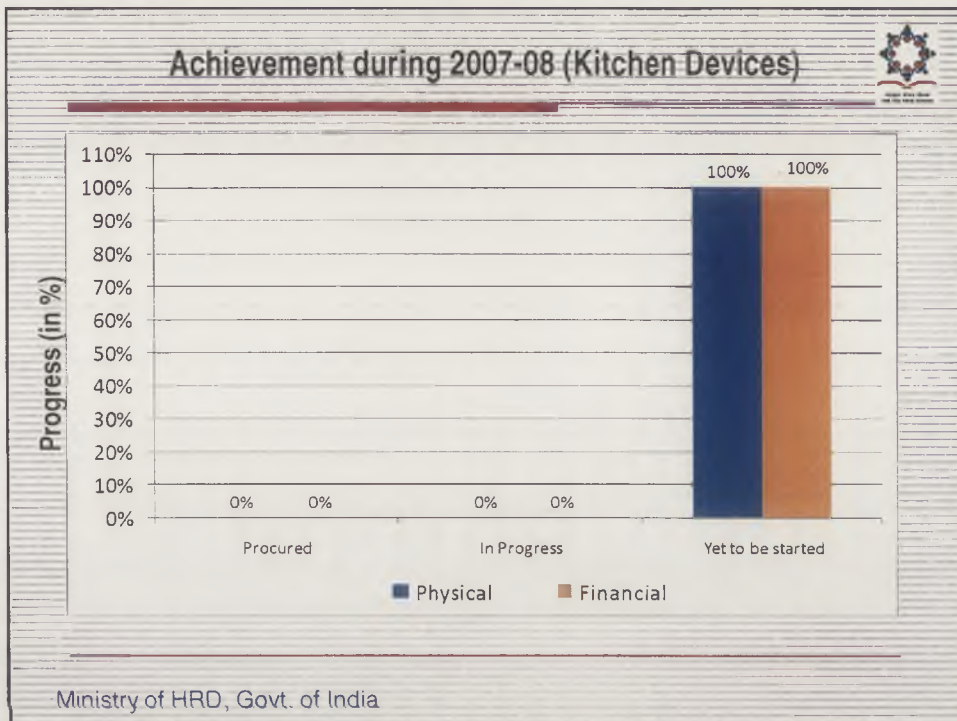












## Other Issues

- As per UT's Annual Plan, total unit cost of meal is **Rs. 8.00** per child per day to meet nutritional norms prescribed.
- But in the actual budget provision, total unit cost of meal is only **Rs. 4.75** per child per day.
- UT sought Central Assistance for construction of kitchen sheds in **11 schools** and procurement of kitchen devices in **102 schools**. Why not covered under centralized kitchen system?

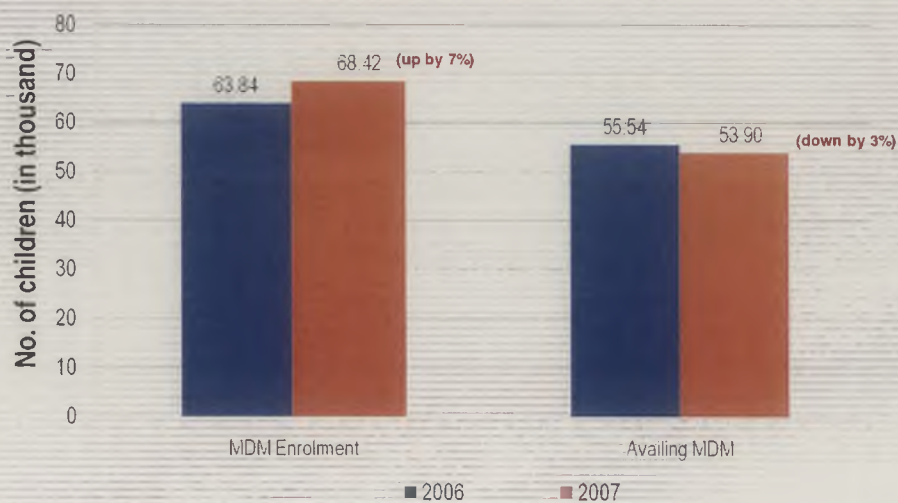
Ministry of HRD, Govt. of India



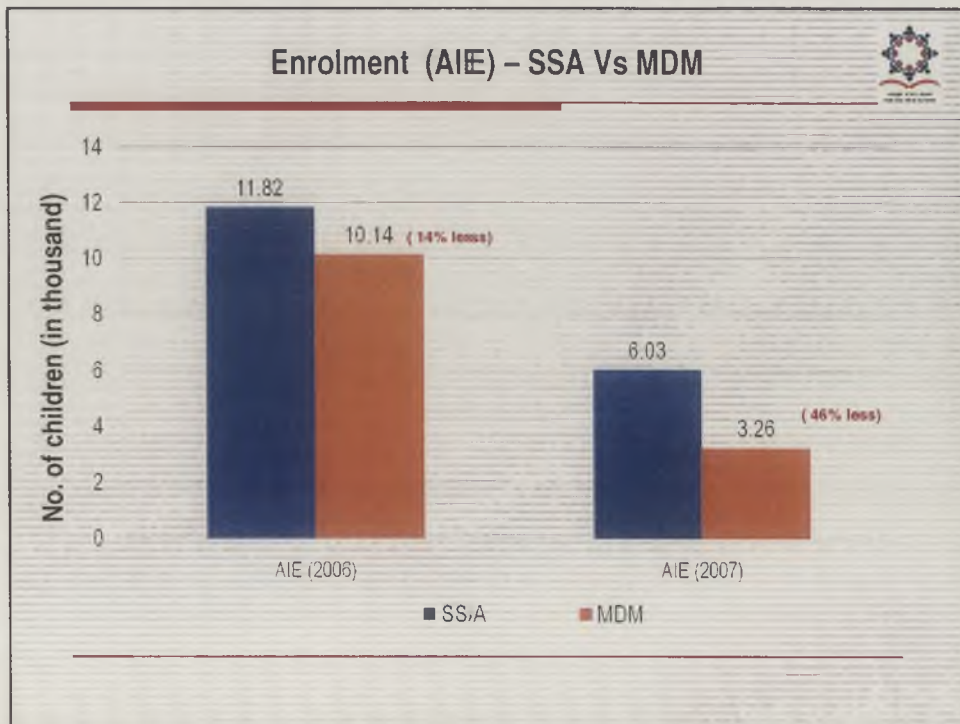
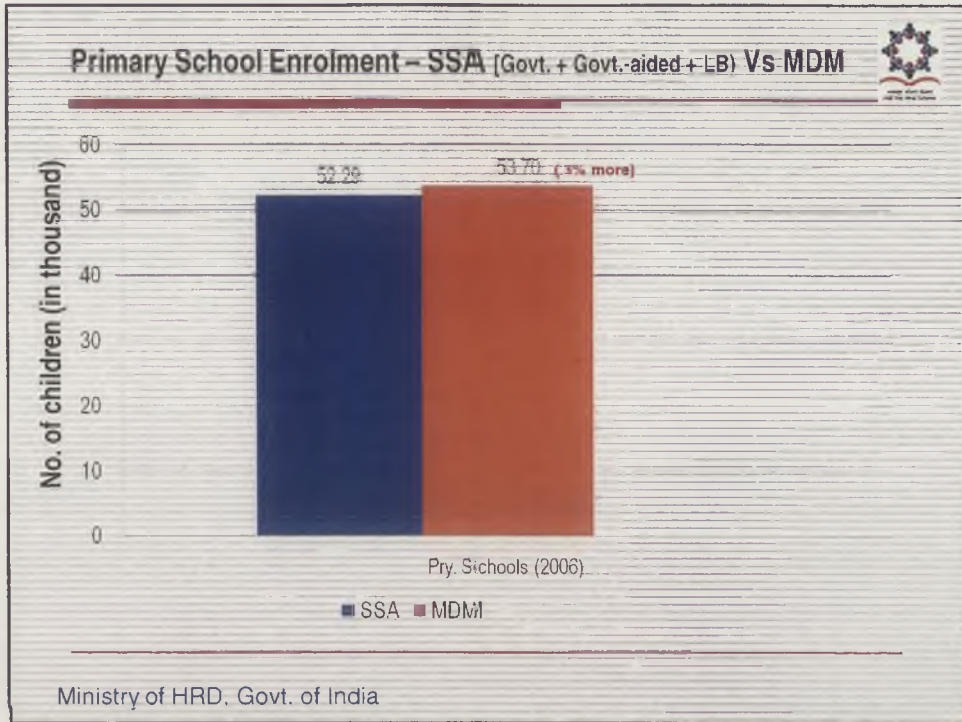
# Analysis of State's Proposal for 2008-09

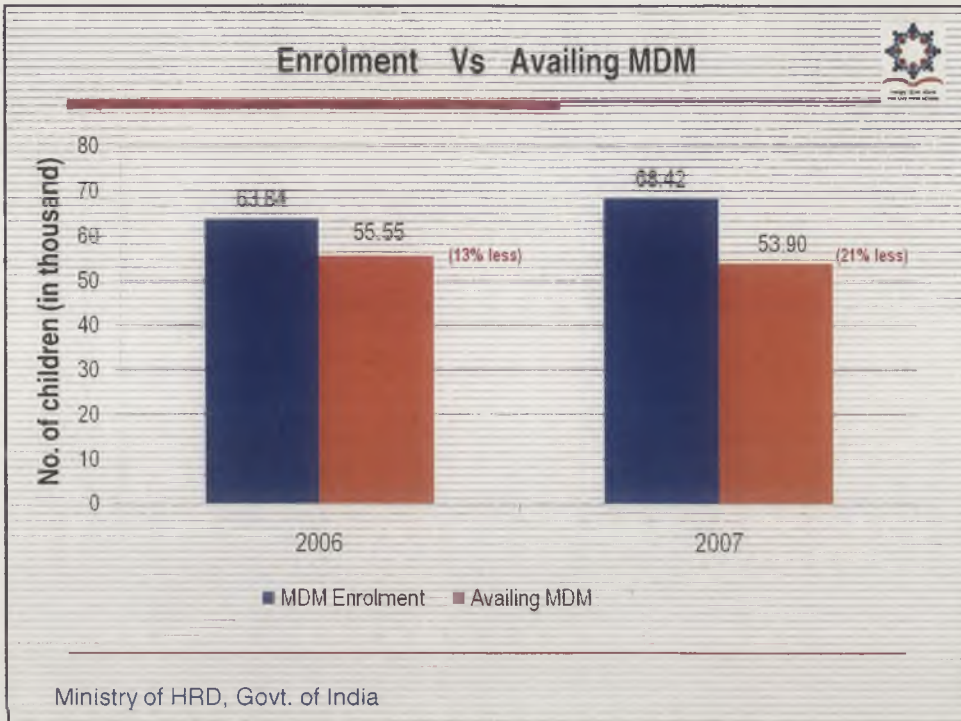
Ministry of HRD, Govt. of India

Time Series – No. of Children



Ministry of HRD, Govt. of India





# Thank You





## Mid Day Meal Scheme

MDM-PAB Meeting – Dadra & Nagar Haveli  
on 10.04.2008

Ministry of HRD  
Government of India



Part-I

## Review of Implementation of MDMS in Dadra & Nagar Haveli (1.4.2007 to 31.12.2007)

Ministry of HRD, Govt. of India

## Questions?



- ❖ What is the level of unspent balances as on 31.03.07?
- ❖ How regular the lifting of food grains? Is there any disruption/shortage in availability of food grains?
- ❖ What is the level of lifting?
- ❖ How about cooking cost? Was disbursed to Districts? What is the level of utilisation at school level?
- ❖ How synchronous utilisation of food grains and cooking cost?

..... contd

Ministry of HRD, Govt. of India

Contd .....

## Questions?



- ❖ How much MME was utilized? Under what activities?
- ❖ What is the progress in construction of Kitchen Sheds and procurement of kitchen devices?

### Part -II

- ❖ What is the trend in Enrollment and No. of children availing MDM from 2006 to 2007?
- ❖ How well MDM data compares with SSA data and Census data?

Ministry of HRD, Govt. of India

## Benchmarks



- ❖ Desirable stock in hand : 15% (+ or - 5%)
- ❖ Lifting of foodgrains [1.4.07 to 31.12.07]: 85% (+ or - 10%)
- ❖ Utilisation of foodgrains and cooking cost [1.4.07 to 31.12.07]: 75% (+ or - 10%)
- ❖ Every month 1/12th of foodgrains is lifted & distributed.
- ❖ Utilisation of foodgrains & cooking cost is **synchronous**.
- ❖ State's AWP&B is in accordance with **M/HRD's guidelines**.
- ❖ Data in the AWP&B is **authentic, reliable & based on the records**.

Ministry of HRD, Govt. of India

## Definitions



- ❖ % Utilisation = (Utilisation / Allocation) x 100
- ❖ Allocation means Gross Allocation before adjusting unspent balance – Requirement for the year
- ❖ Allocation for cooking cost includes both Central share & State's contribution (Total unit cost per meal)
- ❖ Utilisation means actual consumption / expenditure at school level :  
Not releases from higher level to lower level
- ❖ Unspent balances includes balance on hand at State, District, Block & School level

Ministry of HRD, Govt. of India

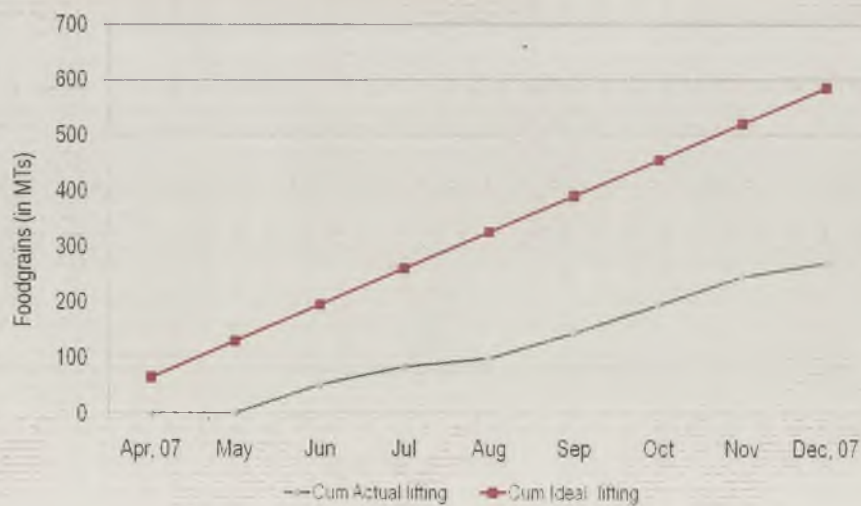


## No unutilized stock as on 31.12.2007

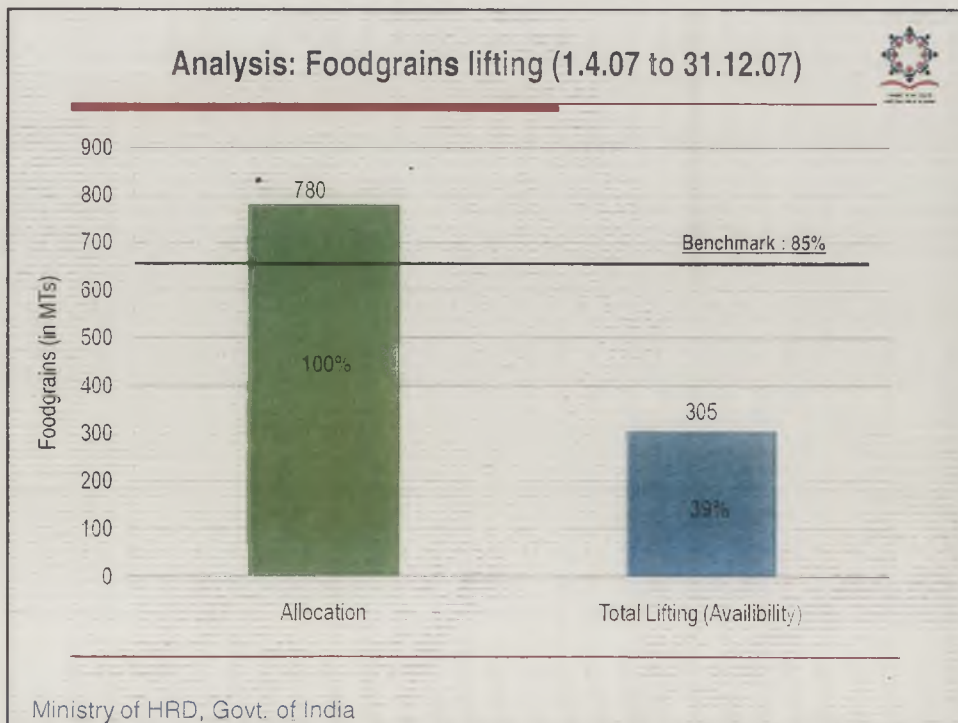
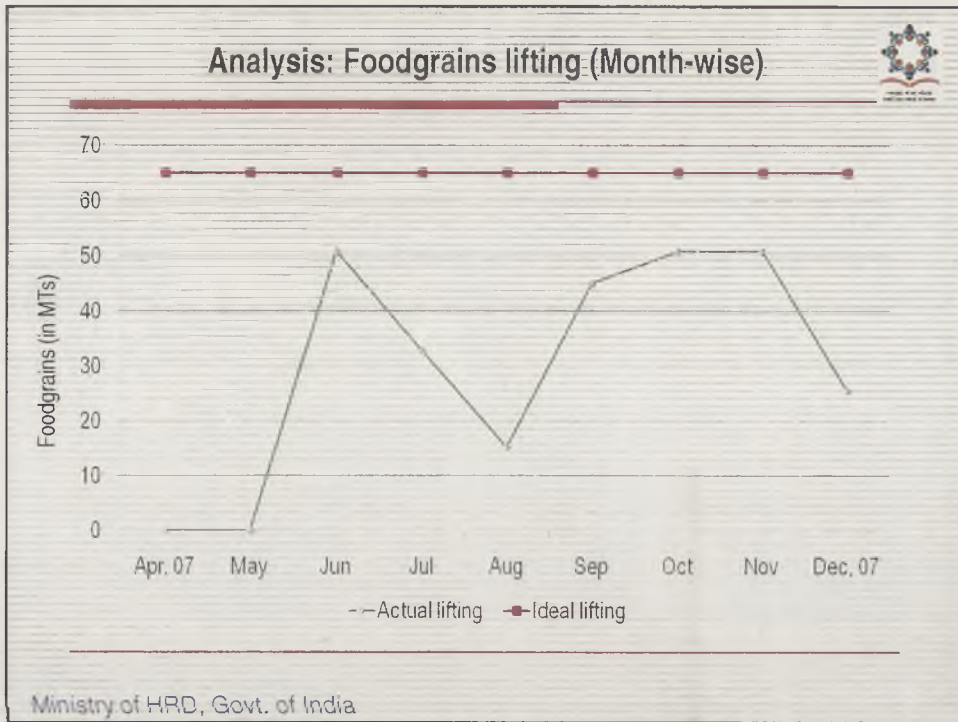
- It is unlikely since .....
- Unspent balance includes balance stock at District, Block and School levels. [As per the format supplied by MHRD vide Table-6 of AWP&B 2008-09]
- Entire allocation utilized during the period 01.04.06 to 31.03.07.
  - **All** the children availed mid day meal in **all** working days and thus, the attendance rate is **100%**.
- 24 working days in January 2008 as per AWP&B 2007-08.
- States/UTs are to ensure that a minimum of one-month buffer stock of foodgrains and cooking costs is available in each school. [As per MDM Guidelines, 2006 para 3.3 (iv)]

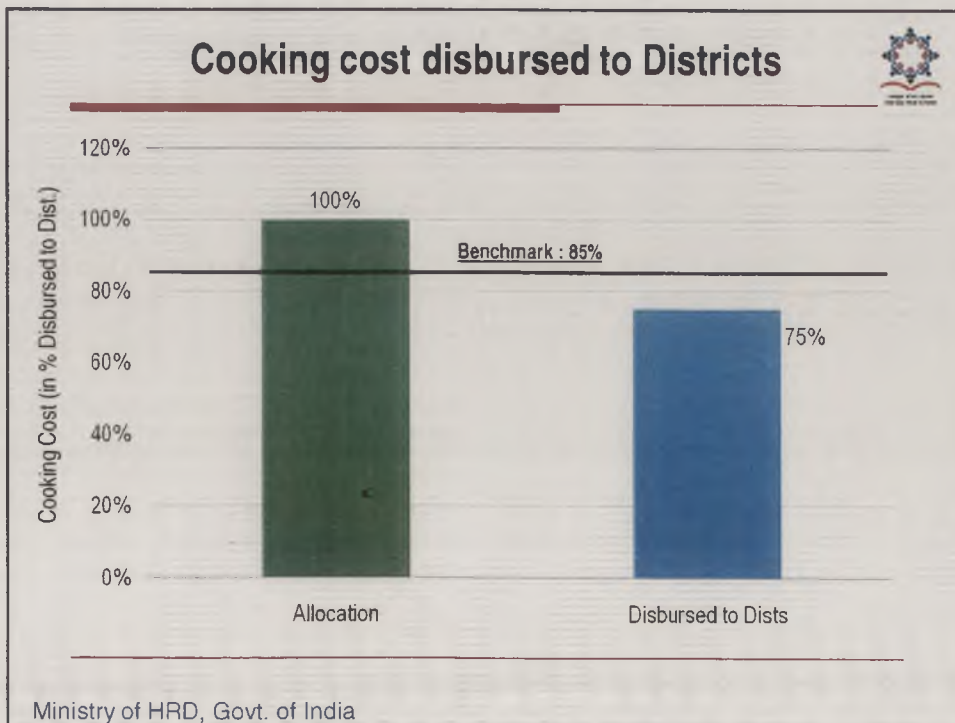
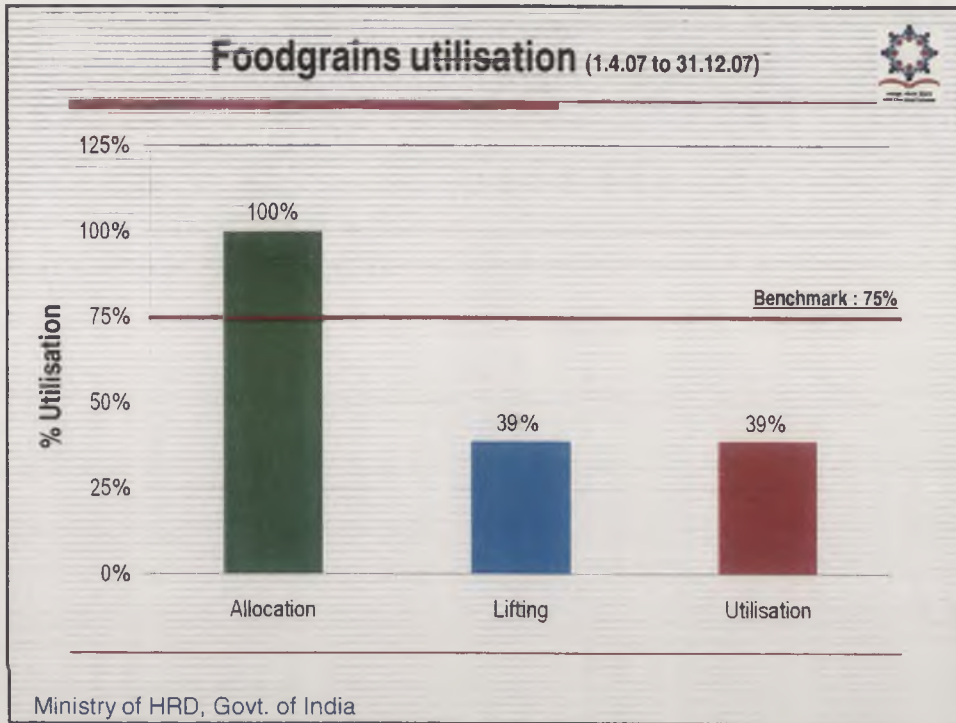
Ministry of HRD, Govt. of India

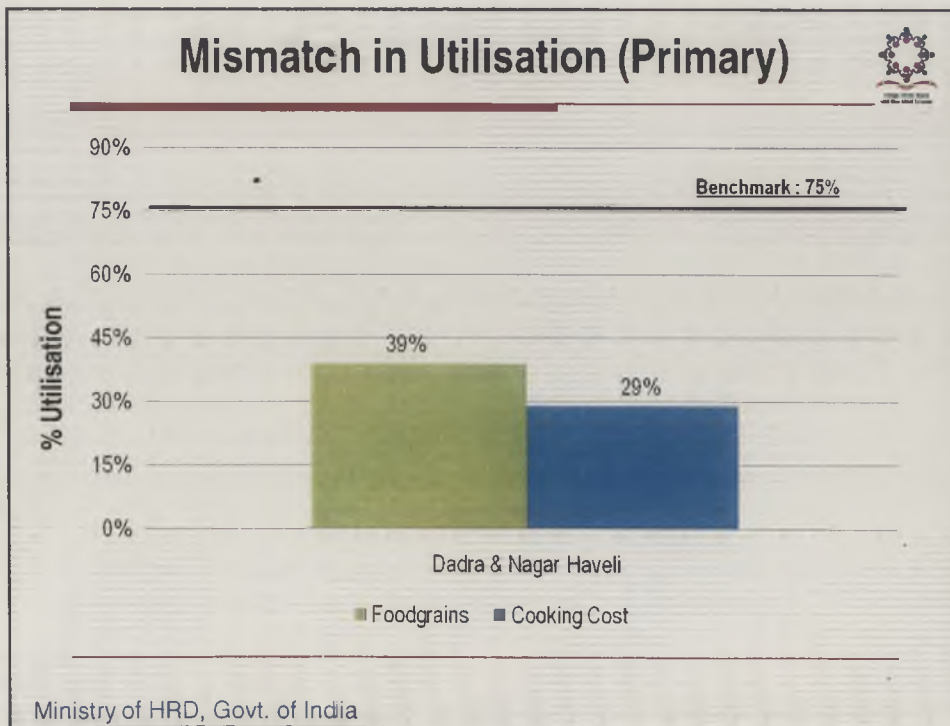
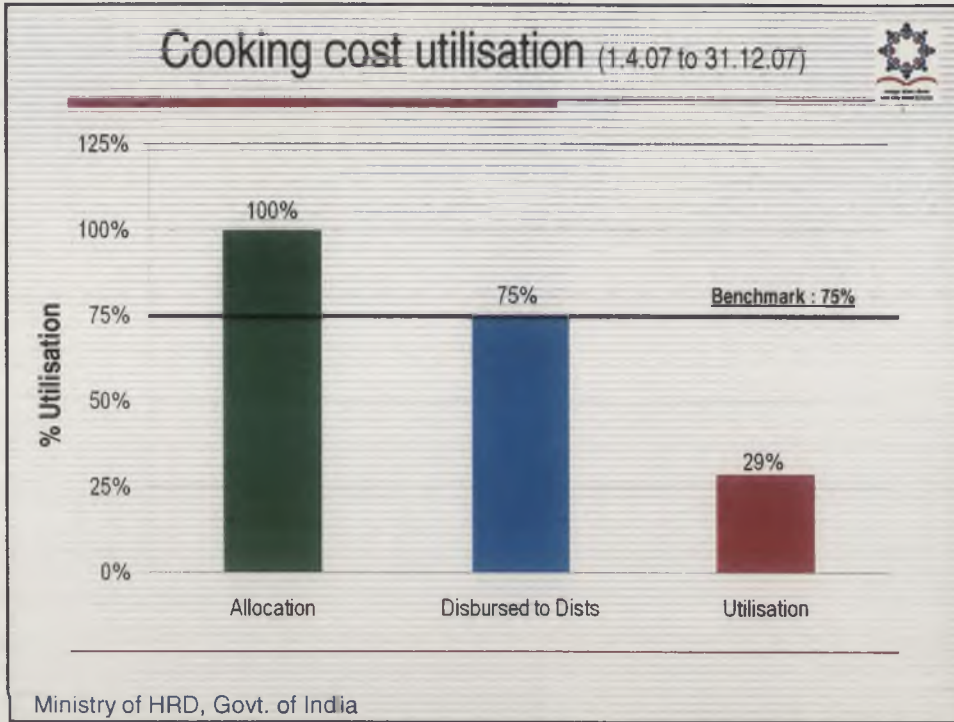
## Analysis: Foodgrains lifting (Month-wise cumulative)

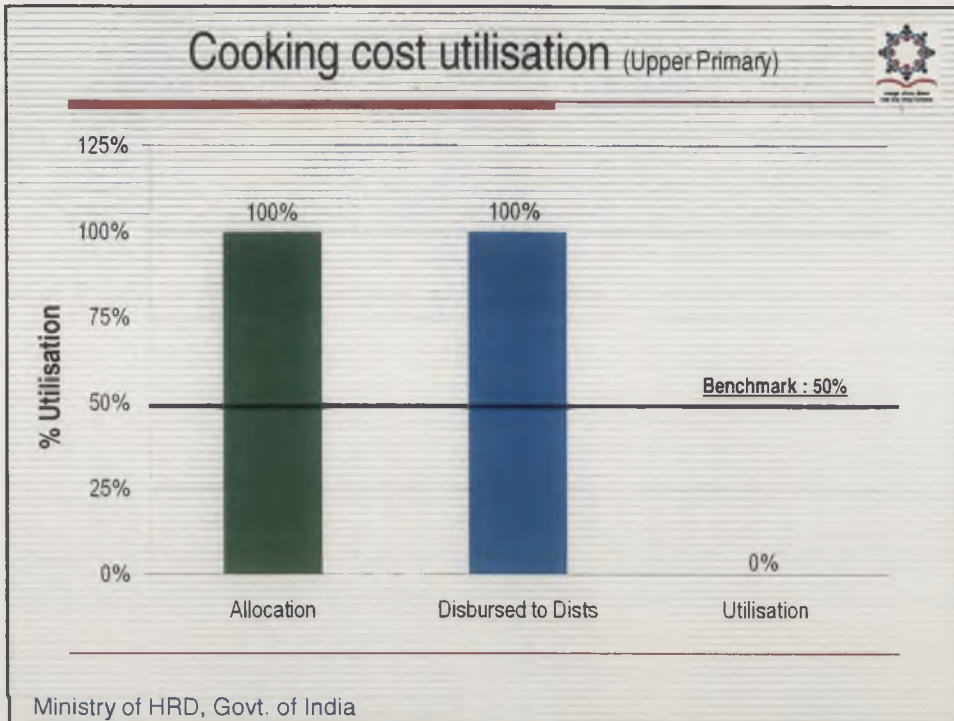


Ministry of HRD, Govt. of India





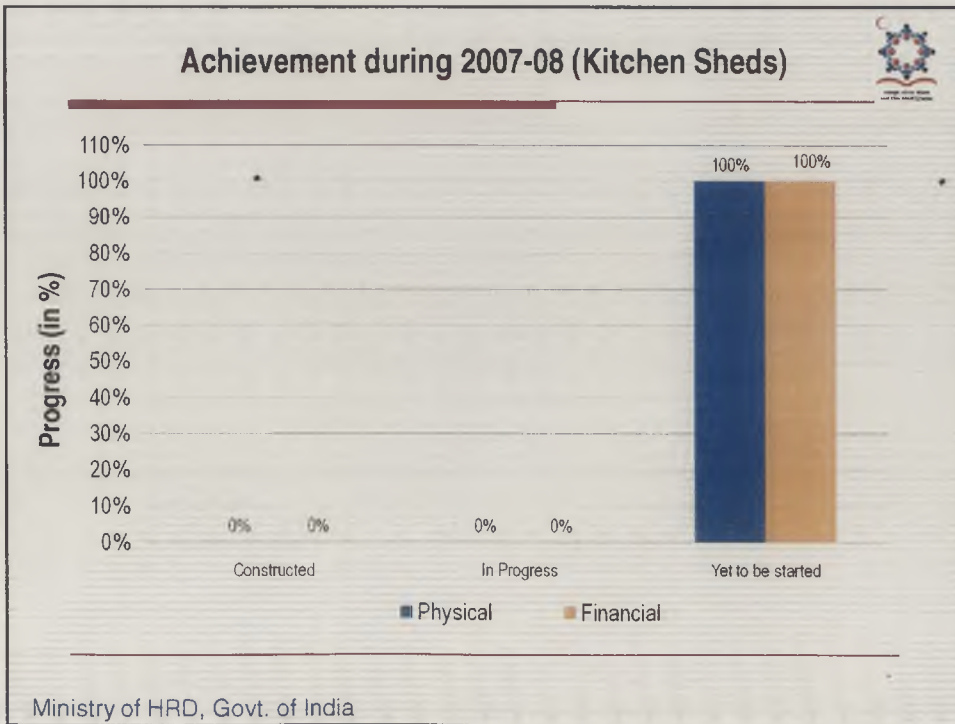
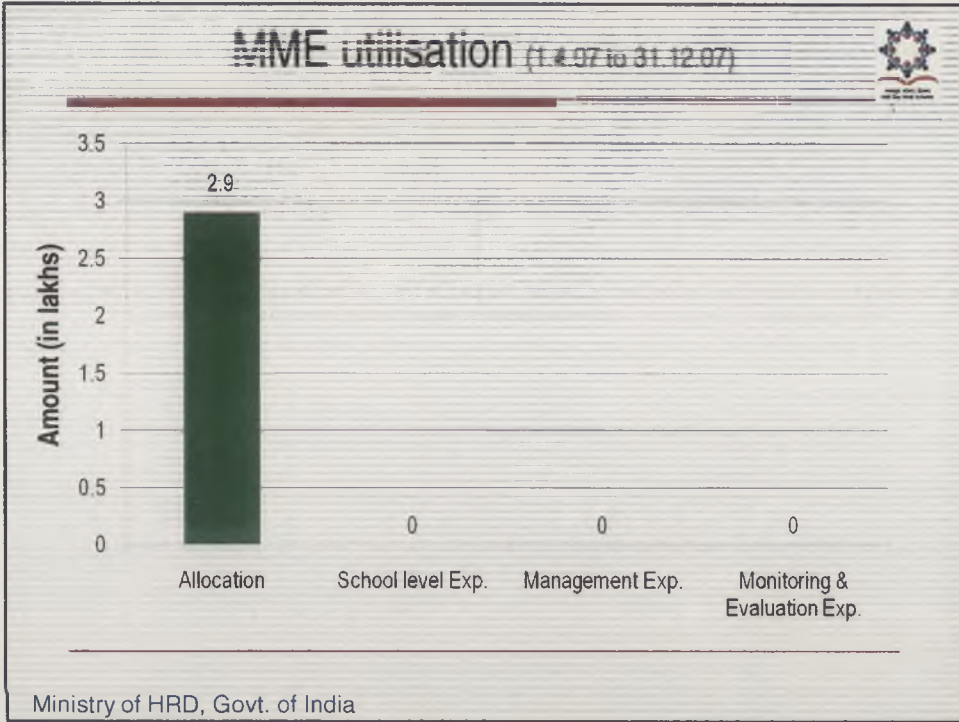




### Findings of Monitoring Institution

- District Panchayat has constructed kitchen sheds in most of the schools in the district but these are not in use because of following reasons: -
  - The dimensions of kitchen sheds are small and height is low.
  - The quality of construction is also reportedly poor.
  
- The MDM is prepared in a spare, unutilized classroom or varanda of the school.
  
- These observations were communicated to the State Govt. in November, 07. Action Taken report is still awaited.

Ministry of HRD, Govt. of India

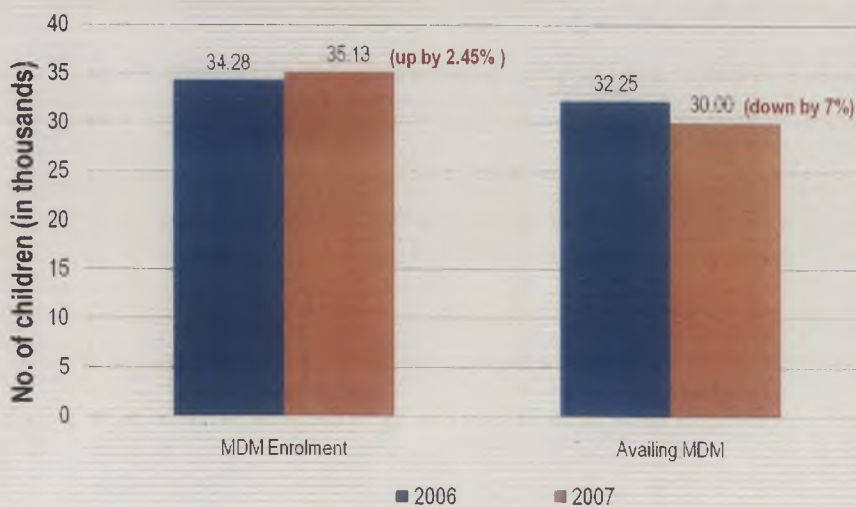




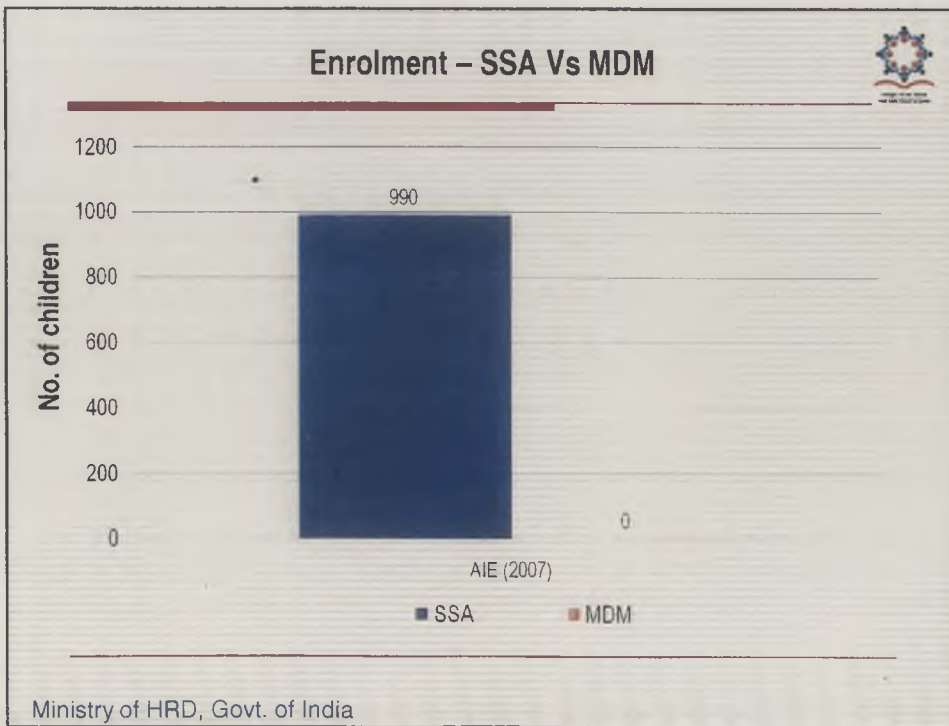
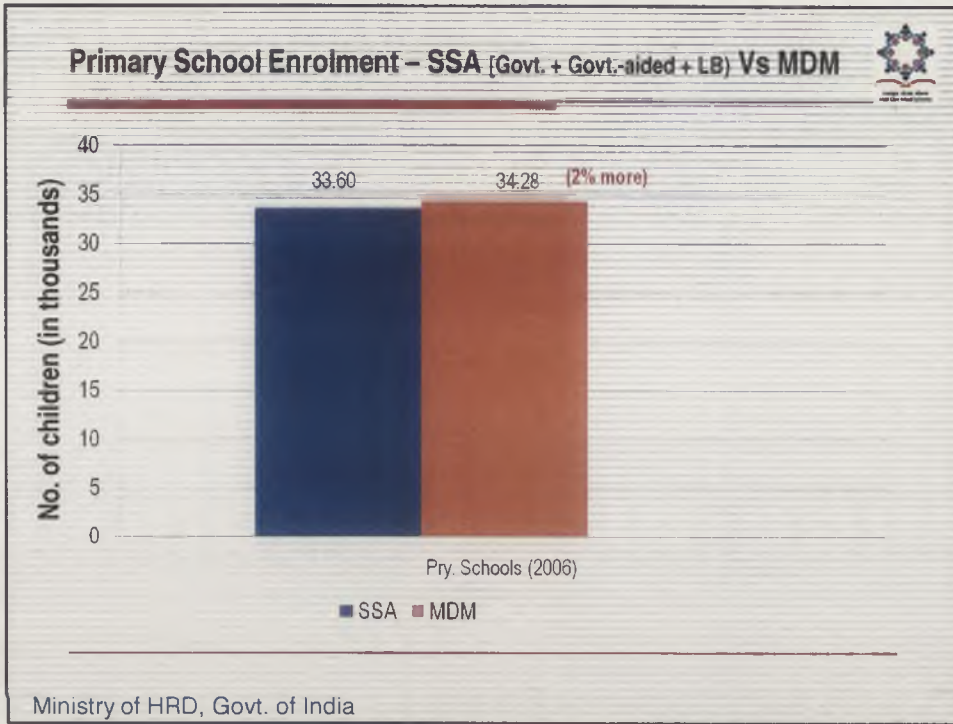
# Analysis of State's Proposal for 2008-09

Ministry of HRD, Govt. of India

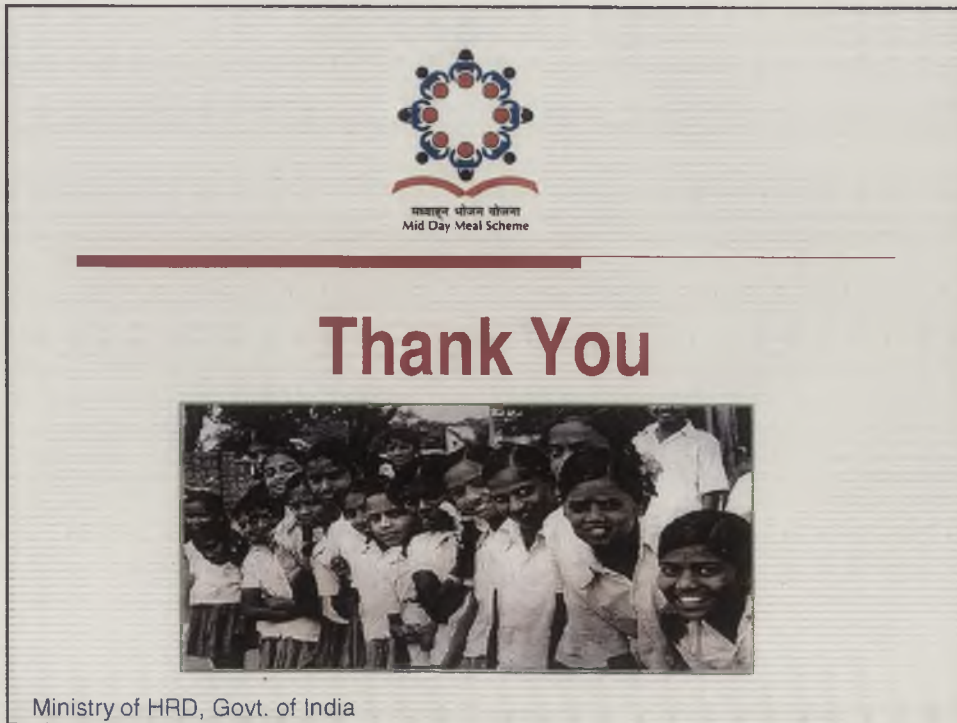
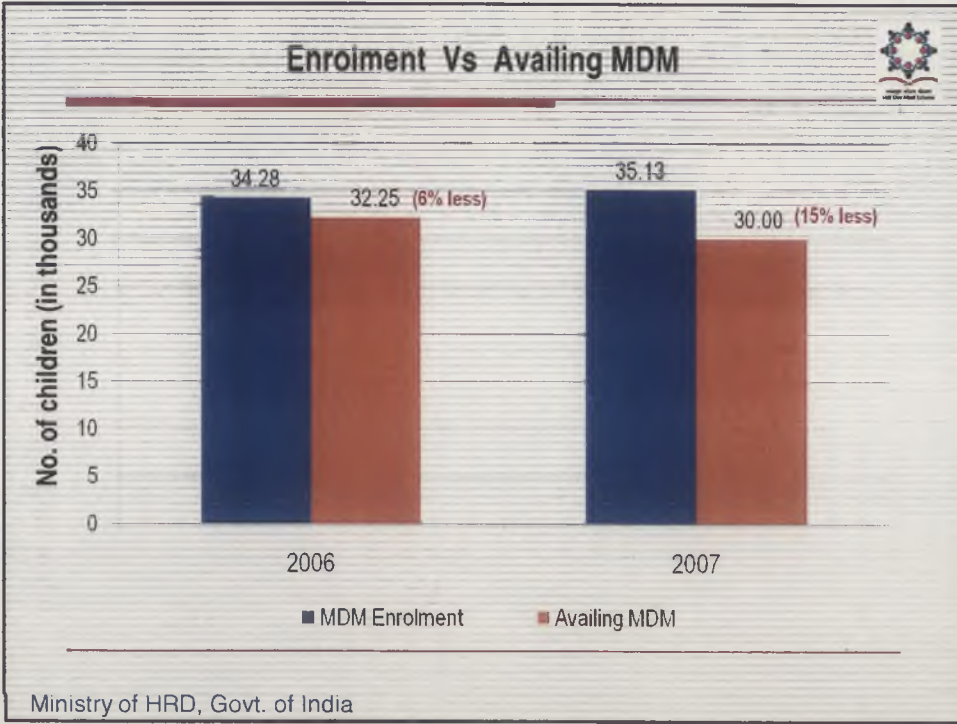
## Time Series – No. of Children



Ministry of HRD, Govt. of India









# Mid Day Meal Scheme

**MDM-PAB Meeting – Daman & Diu**  
on 01.05.2008

Ministry of HRD  
Government of India



Part-I

## Review of Implementation of MDMS in Daman & Diu (1.4.2007 to 31.12.2007)

Ministry of HRD, Govt. of India

## Questions?



- ❖ What is the level of unspent balances as on 31.03.07?
- ❖ How regular the lifting of food grains? Is there any disruption/shortage in availability of food grains?
- ❖ What is the level of lifting?
- ❖ How about cooking cost? Was disbursed to Districts? What is the level of utilisation at school level?
- ❖ How synchronous utilisation of food grains and cooking cost?

..... contd

Ministry of HRD, Govt. of India

Contd .....

## Questions?



- ❖ How much MME was utilized? Under what activities?
- ❖ What is the progress in construction of Kitchen Sheds and procurement of kitchen devices?

### Part -II

- ❖ What is the trend in Enrollment and No. of children availing MDM from 2006 to 2007?
- ❖ How well MDM data compares with SSA data and Census data?

Ministry of HRD, Govt. of India

## Benchmarks



- ❖ Desirable stock in hand : 15% (+ or - 5%)
- ❖ Lifting of foodgrains [1.4.07 to 31.12.07]: 85% (+ or - 10%)
- ❖ Utilisation of foodgrains and cooking cost [1.4.07 to 31.12.07]: 75% (+ or - 10%)
- ❖ Every month 1/12th of foodgrains is lifted & distributed.
- ❖ Utilisation of foodgrains & cooking cost is synchronous.
- ❖ State's AWP&B is in accordance with M/HRD's guidelines.
- ❖ Data in the AWP&B is authentic, reliable & based on the records.

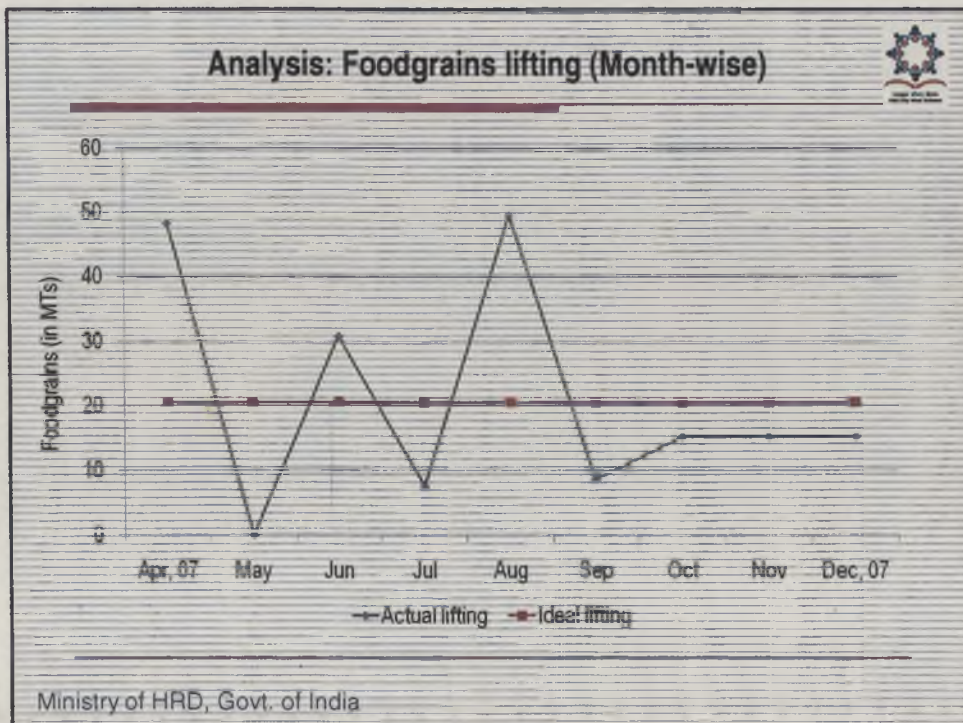
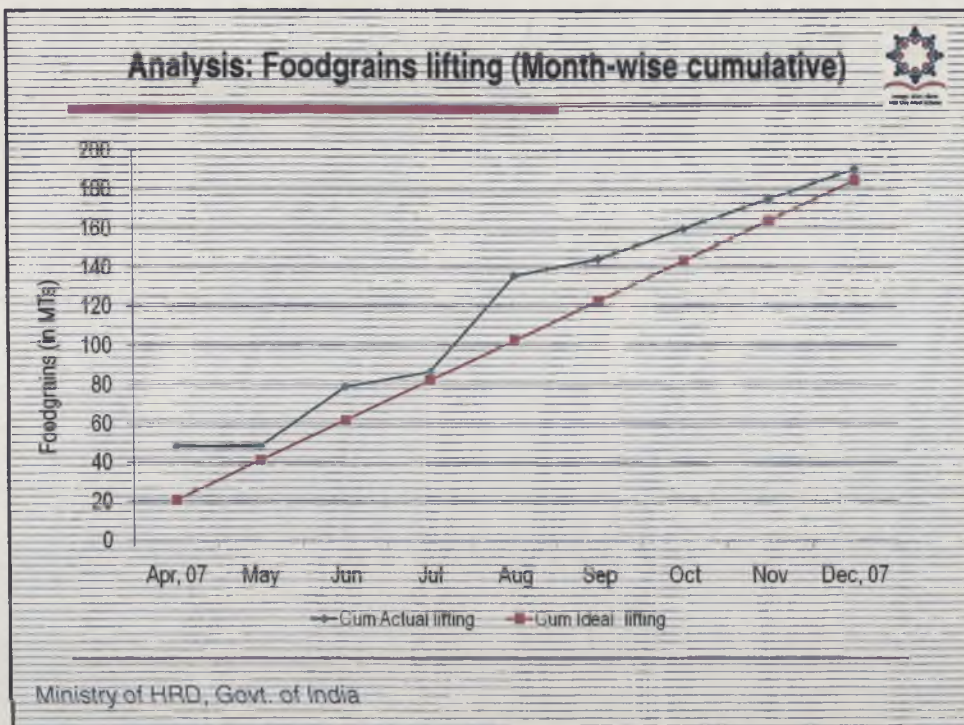
Ministry of HRD, Govt. of India

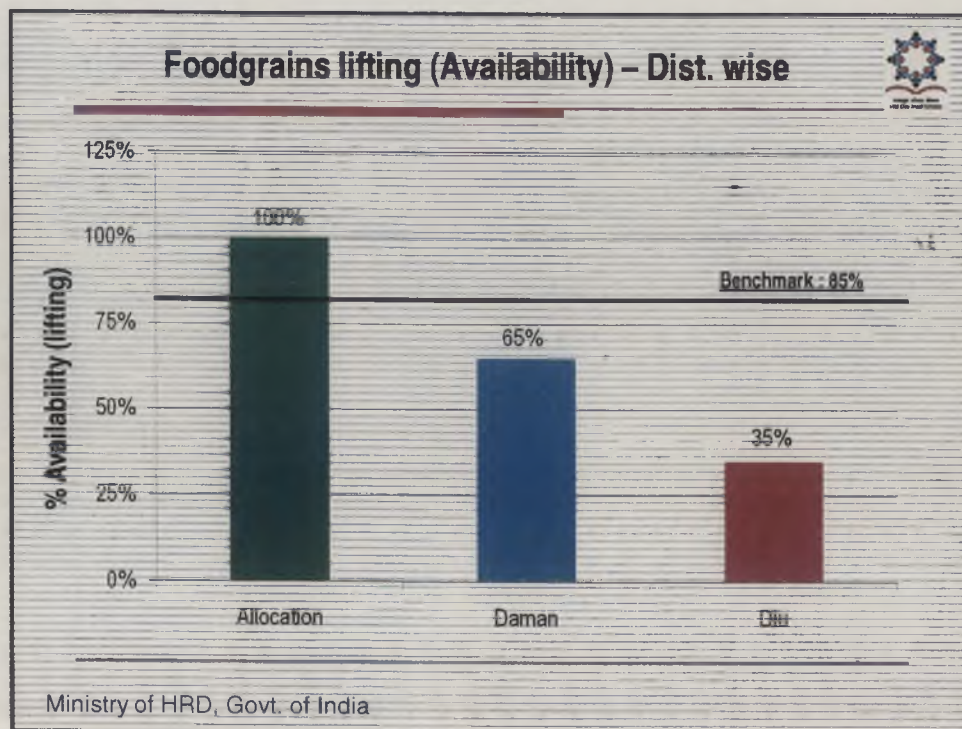
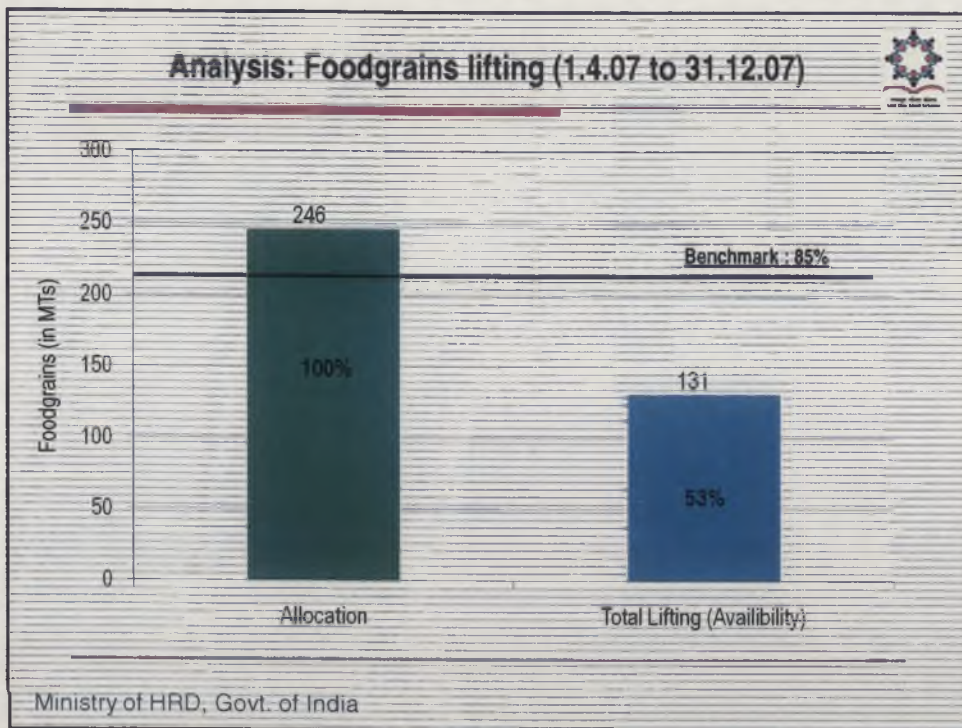
## Definitions

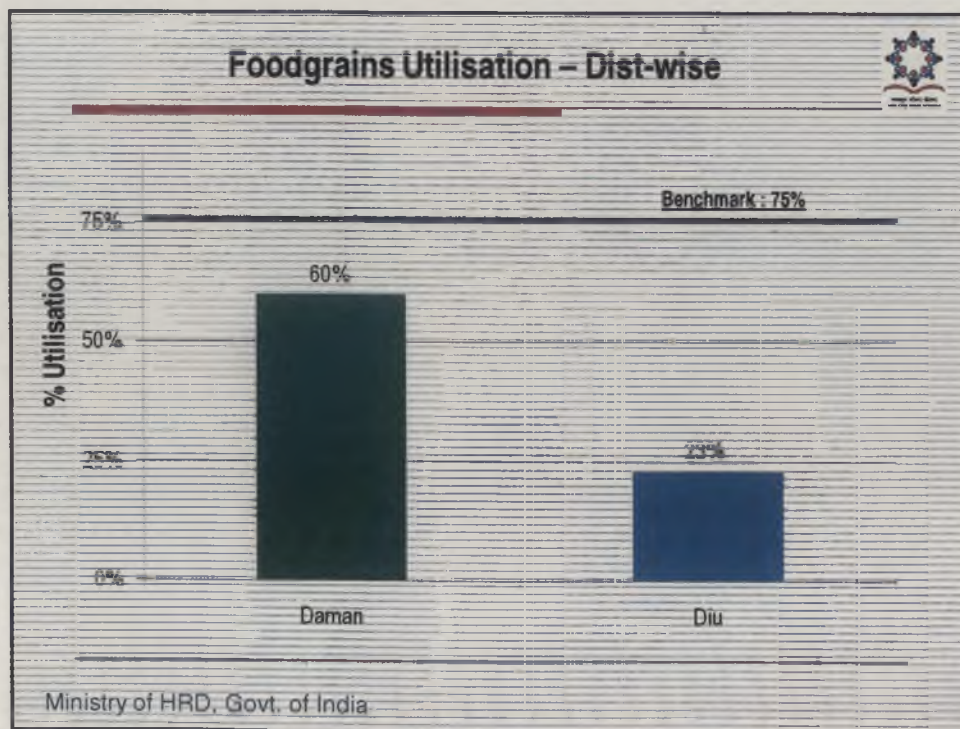
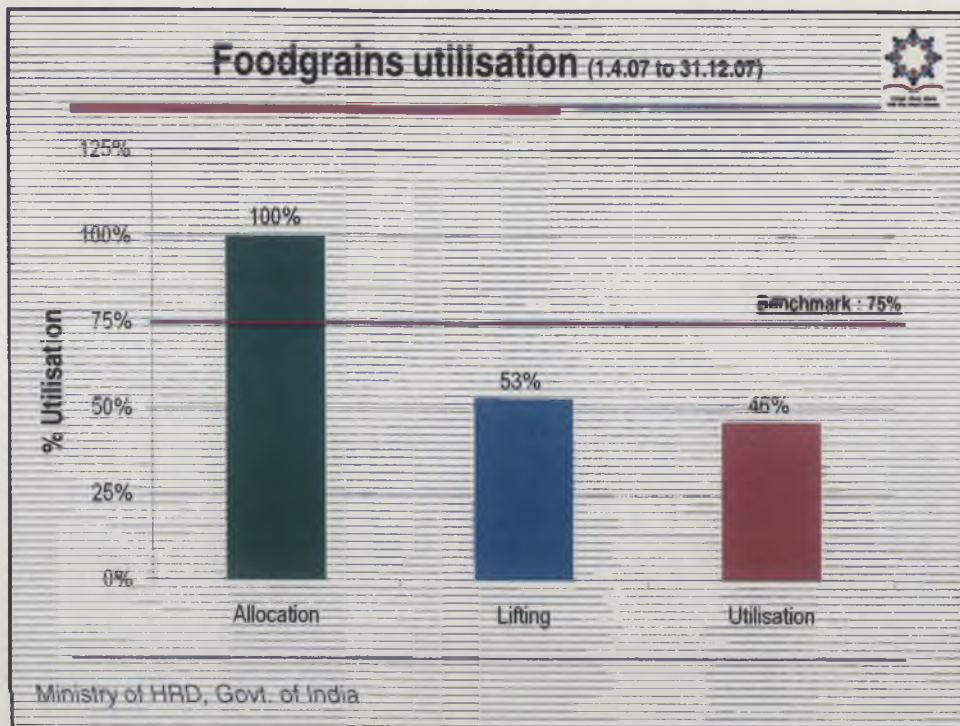


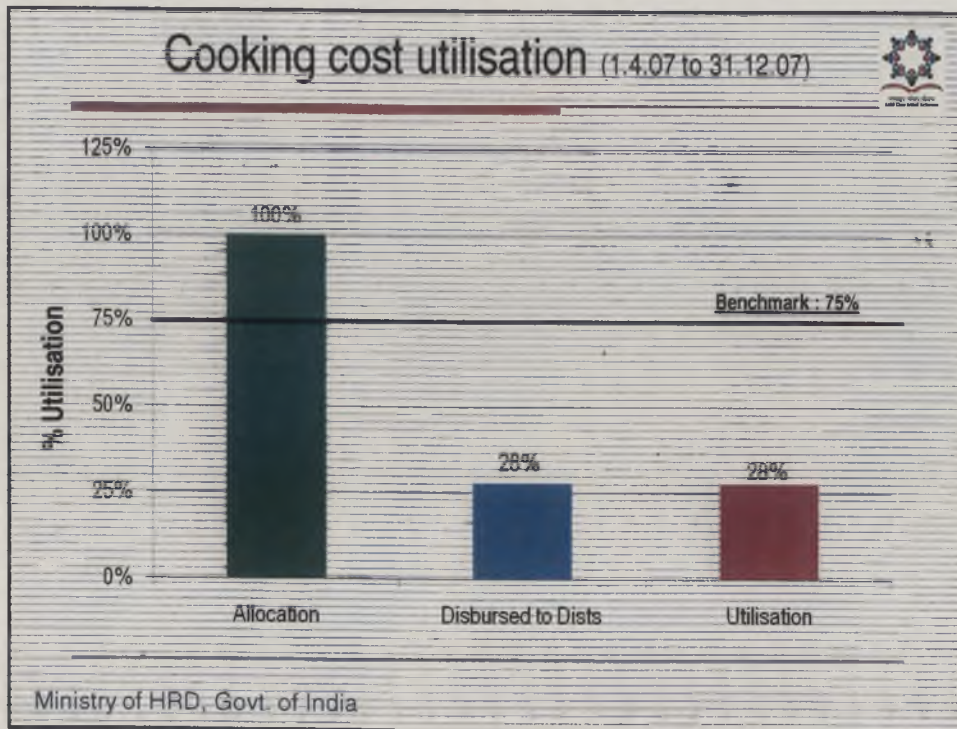
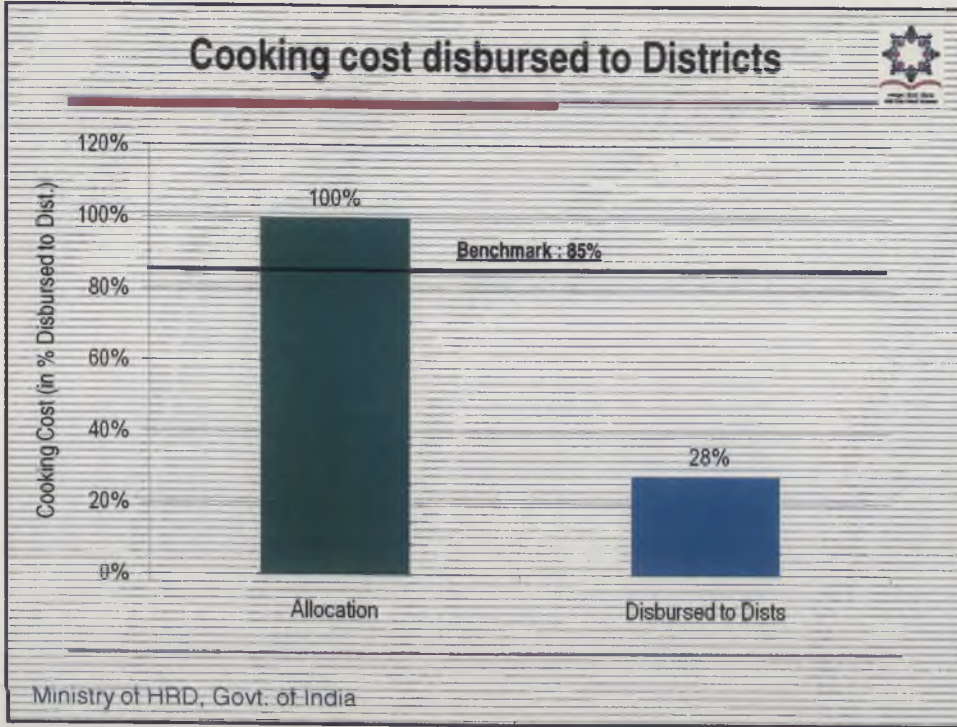
- ❖ % Utilisation = (Utilisation / Allocation) x 100
- ❖ Allocation means Gross Allocation before adjusting unspent balance  
- Requirement for the year
- ❖ Allocation for cooking cost includes both Central share & State's contribution (Total unit cost per meal)
- ❖ Utilisation means actual consumption / expenditure at school level :  
Not releases from higher level to lower level
- ❖ Unspent balances includes balance on hand at State, District, Block & School level

Ministry of HRD, Govt. of India

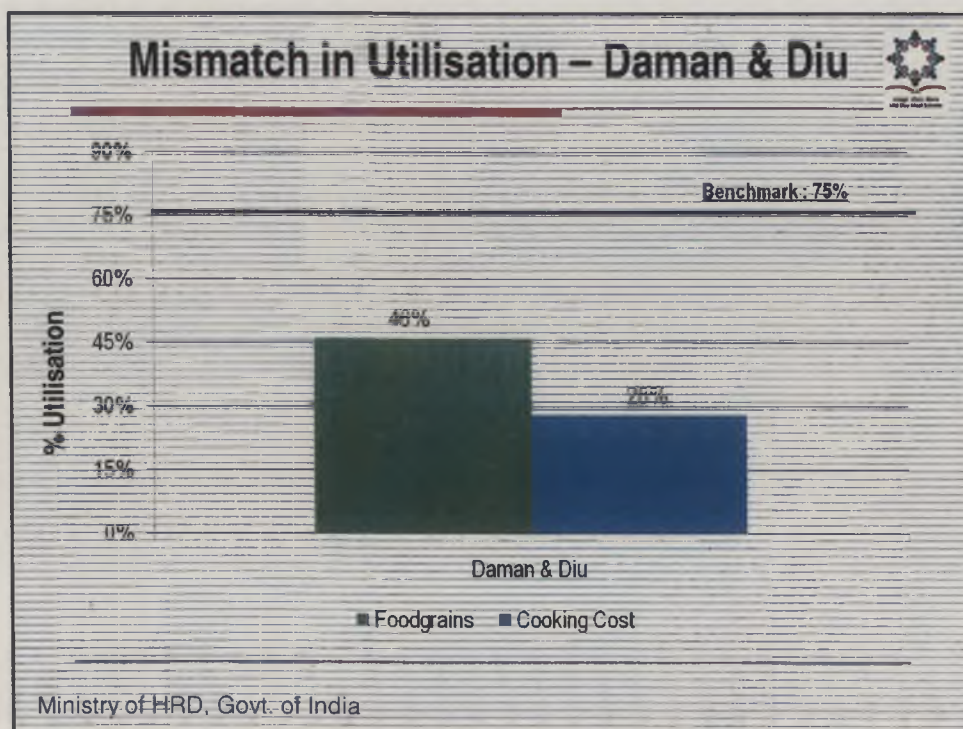
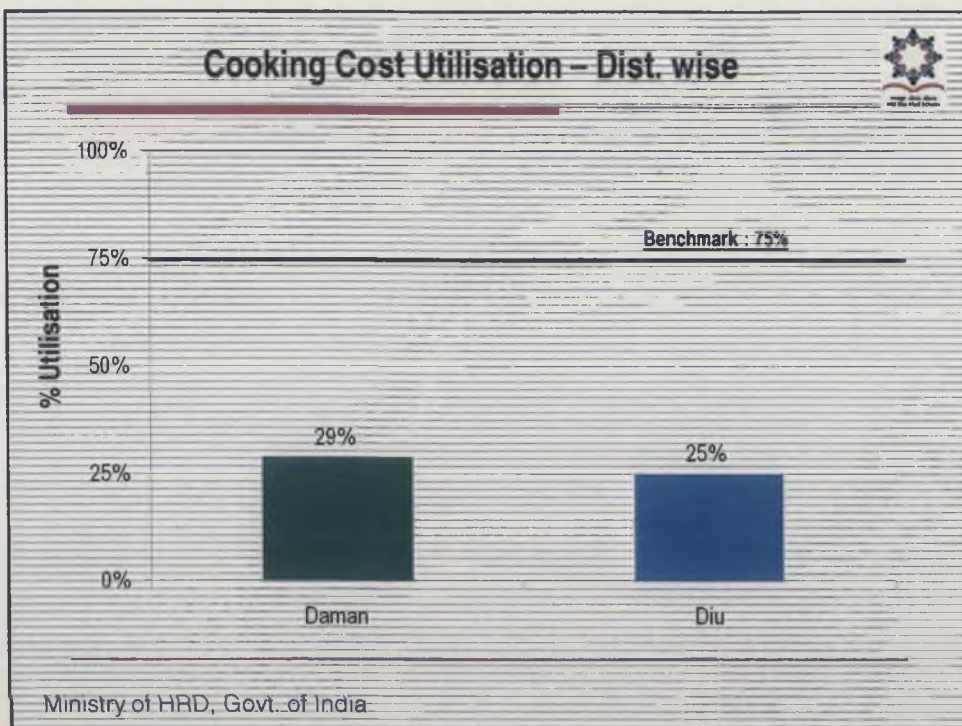


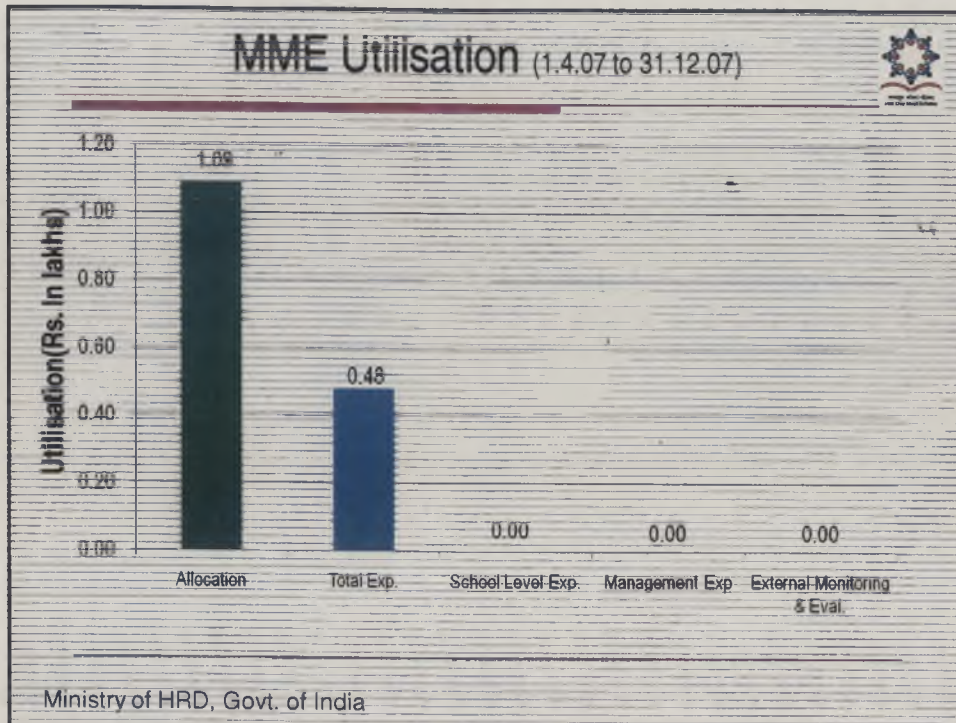
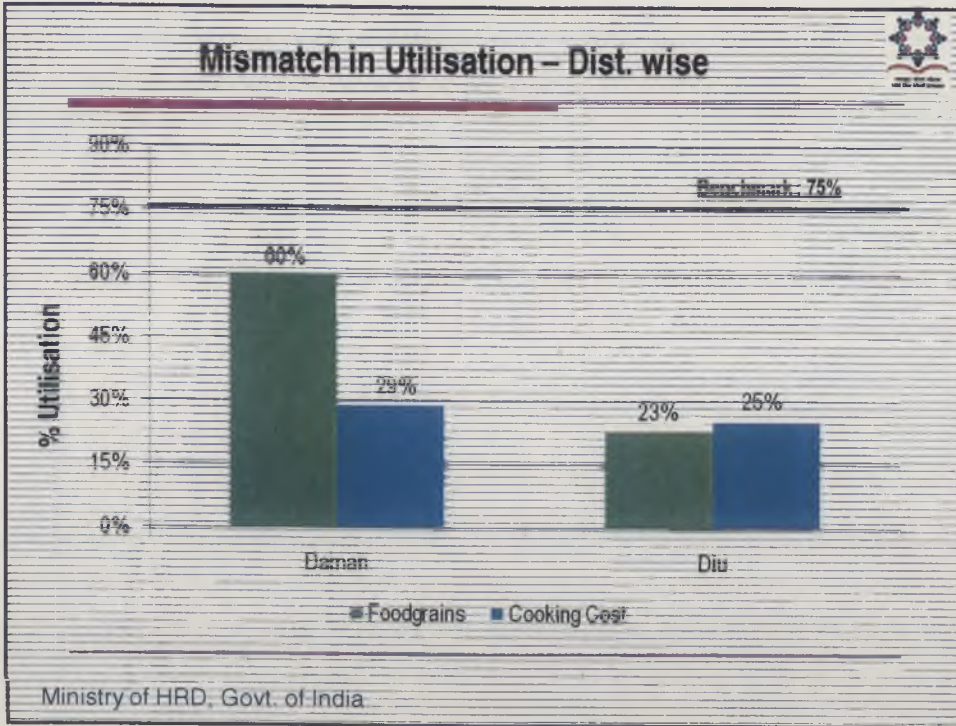


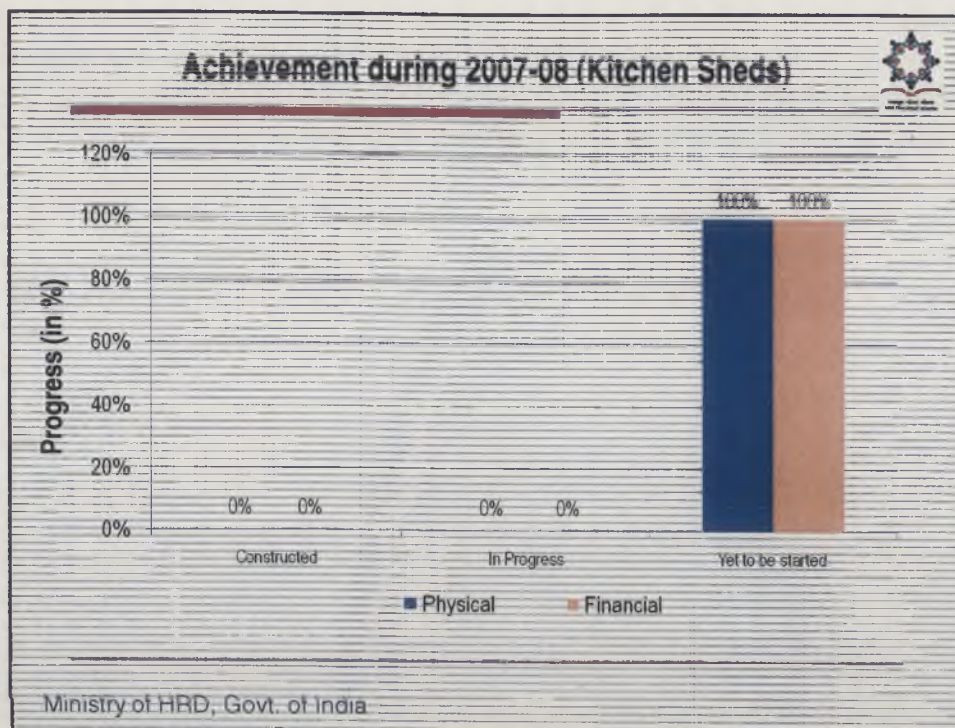












### Performance Score card – A Summary

Sl. No.	Component	Achievement	Benchmark
1.	Foodgrains Lifting	53%	85%
2.	Foodgrains Utilisation	46%	75%
3.	Cooking Cost Utilisation	28%	75%
4.	MME Utilisation	44%	75%
5.	Kitchen Shed construction	0%	100%
6.	Kitchen Devices procurement	0%	100%
7.	UC for foodgrains	0	4 nos.
8.	QPRs	0	11 nos.
9.	ATR on MI Report	0	3 nos.

Ministry of HRD, Govt. of India

### Observation of C&AG Performance Audit - 2007

---

- The enrolled children were shown as more than the total eligible children in the population.
- Shortfall in utilization of foodgrains in the meals served to children ranged from a low of 5% to a high of 83% against the prescribed quantity in the selected schools/districts indicating that the prescribed nutrition was not provided to the children.
- Essential records containing evidence of receipt and issue of foodgrains and other ingredients of meal, quality of meal cooked and served, presence of parents at the time of cooking, tasting and serving of meal were not maintained.

Ministry of HRD, Govt. of India

Contd.....

### Observation of C&AG Performance Audit - 2007

---

- Incorrect UC for 2005-07. Over reporting of utilization of foodgrains by Rs. 2.81 crore.
- State level SMCs were not constituted.

*The observation was communicated to the State Government.*

*The reply is still awaited.*

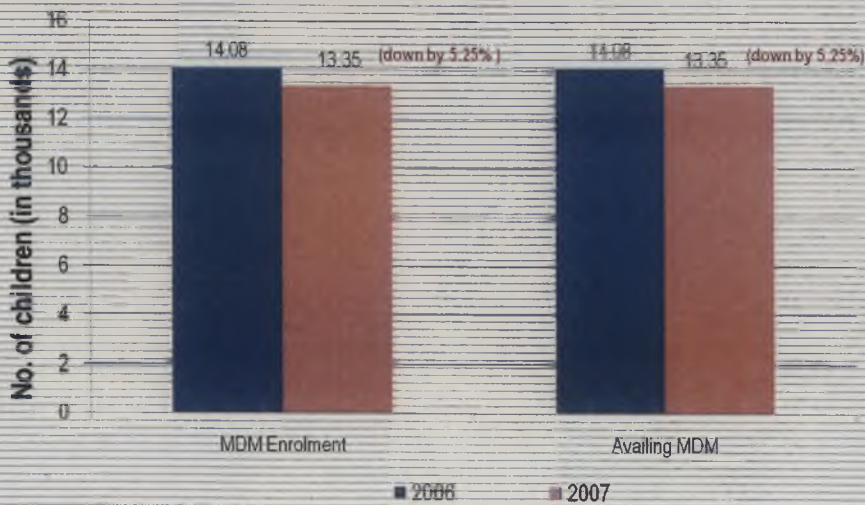
Ministry of HRD, Govt. of India



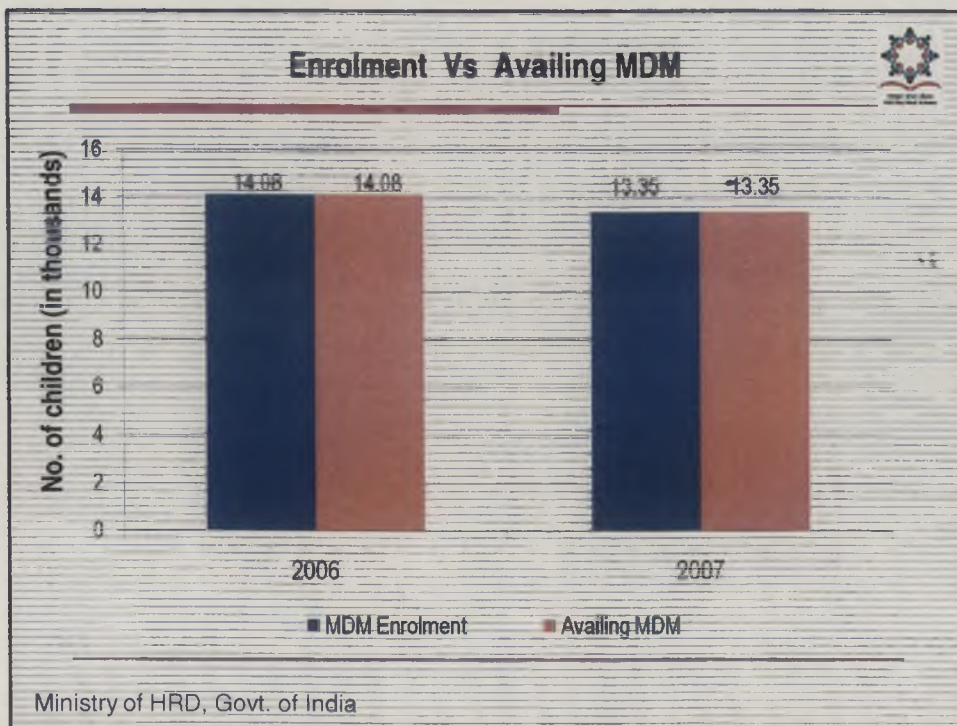
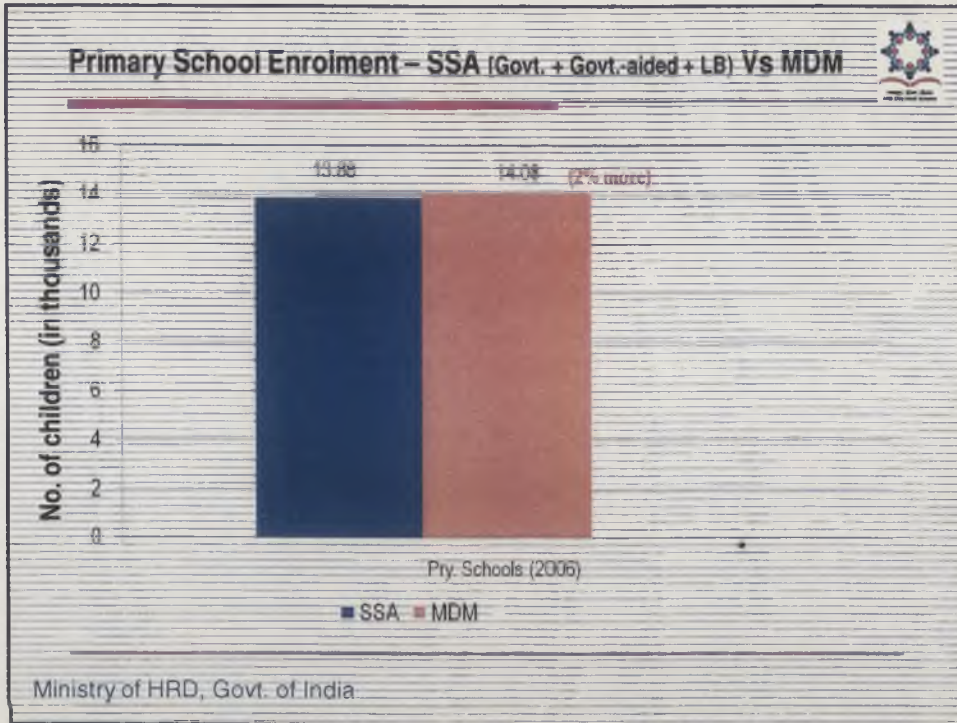
# Analysis of State's Proposal for 2008-09


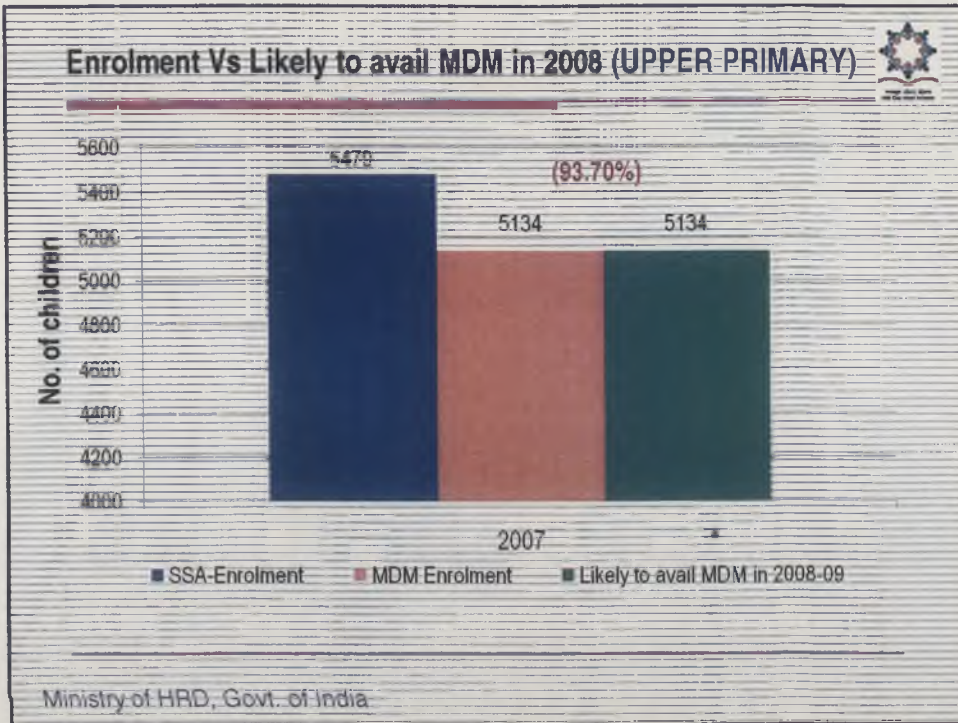
Ministry of HRD, Govt. of India

Time Series – No. of Children



Ministry of HRD, Govt. of India





# Mid Day Meal Scheme



MDM-PAB Meeting – Goa  
on 04.04.2008

Ministry of HRD  
Government of India



Part-I

## Review of Implementation of MDMS in Goa (1.4.2007 to 31.12.2007)

Ministry of HRD, Govt. of India



## Questions?



- ❖ What is the level of unspent balances as on 31.03.07?
- ❖ How regular the lifting of food grains? Is there any disruption/shortage in availability of food grains?
- ❖ What is the level of lifting?
- ❖ How about cooking cost? Was disbursed to Districts? What is the level of utilisation at school level?
- ❖ How synchronous utilisation of food grains and cooking cost?

..... contd

Ministry of HRD, Govt. of India

Contd .....

## Questions?



- ❖ How much MME was utilized? Under what activities?
- ❖ What is the progress in construction of Kitchen Sheds and procurement of kitchen devices?

### Part -II

- ❖ What is the trend in Enrollment and No. of children availing MDM from 2006 to 2007?
- ❖ How well MDM data compares with SSA data and Census data?

Ministry of HRD, Govt. of India

## Benchmarks



- ❖ Desirable stock in hand : 15% (+ or - 5%)
- ❖ Lifting of foodgrains [1.4.07 to 31.12.07]: 85% (+ or - 10%)
- ❖ Utilisation of foodgrains and cooking cost [1.4.07 to 31.12.07]: 75% (+ or - 10%)
- ❖ Every month 1/12th of foodgrains is lifted & distributed.
- ❖ Utilisation of foodgrains & cooking cost is synchronous.
- ❖ State's AWP&B is in accordance with M/HRD's guidelines.
- ❖ Data in the AWP&B is authentic, reliable & based on the records.

Ministry of HRD, Govt. of India

## Definitions



- ❖ % Utilisation = (Utilisation / Allocation) x 100
- ❖ Allocation means Gross Allocation before adjusting unspent balance – Requirement for the year
- ❖ Allocation for cooking cost includes both Central share & State's contribution (Total unit cost per meal)
- ❖ Utilisation means actual consumption / expenditure at school level : Not releases from higher level to lower level
- ❖ Unspent balances includes balance on hand at State, District, Block & School level

Ministry of HRD, Govt. of India

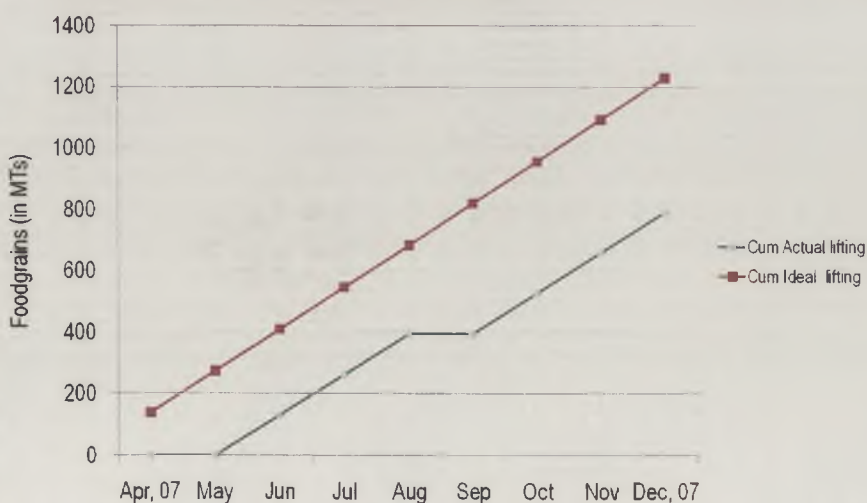
## No unutilized stock as on 31.3.2007

□ It is unlikely since .....

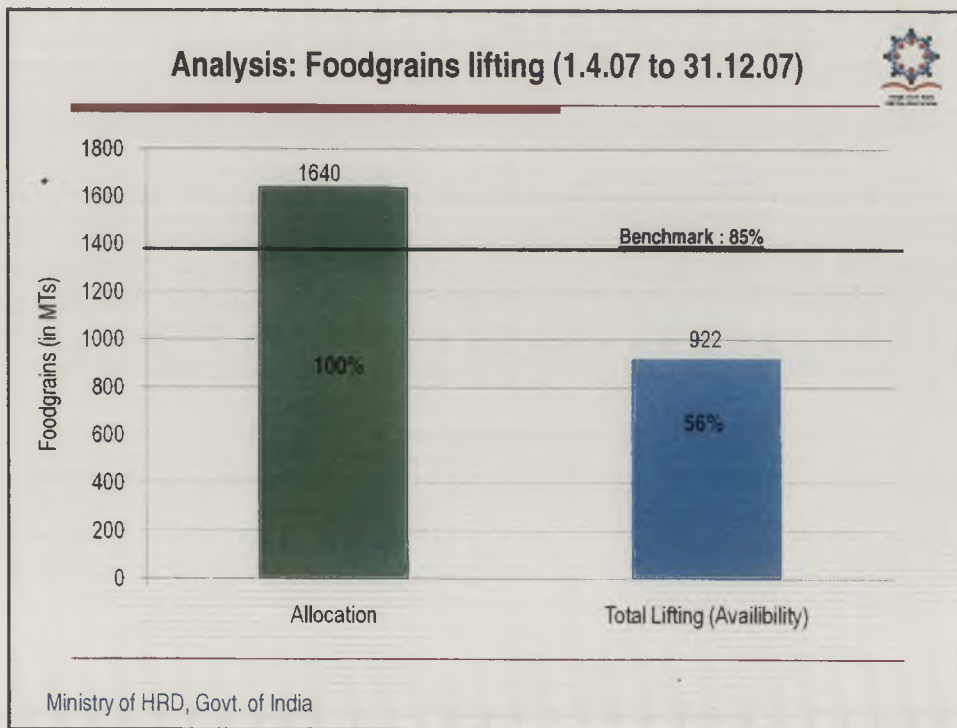
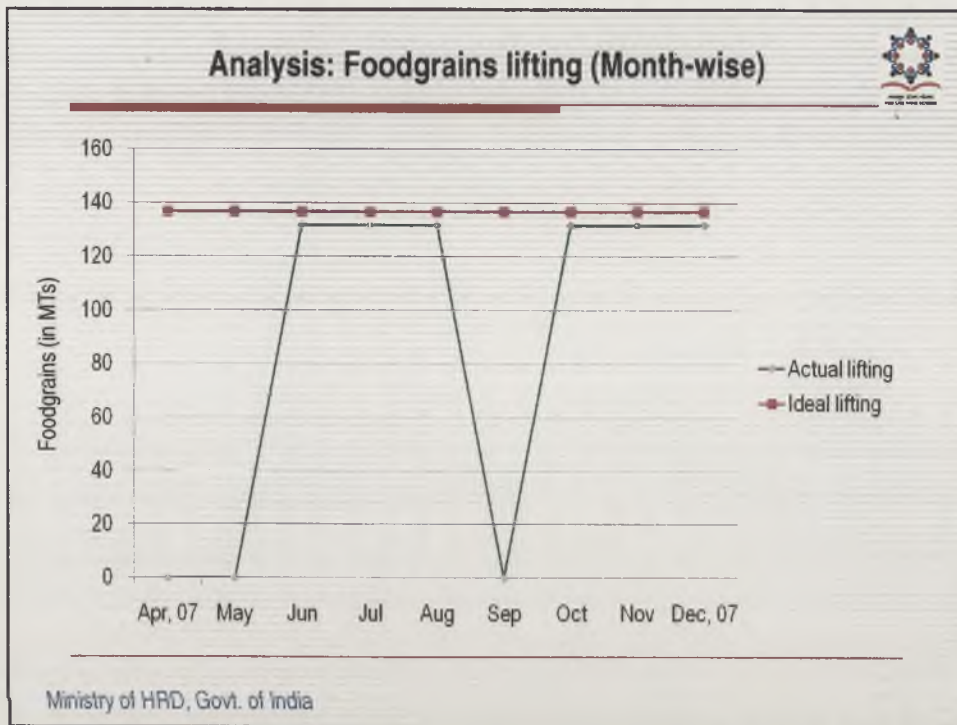
- Unspent balance includes balance stock at District, Block and School levels. [As per the format supplied by MHRD vide Table-6 of AWP&B 2008-09]
- Entire allocation utilized during the period 01.04.06 to 31.03.07.
  - **All** the enrolled children availed mid day meal in **all** working days and thus, the attendance rate is **100%**.
- 15 working days in April 2007 as per AWP&B 2007-08
- States/UTs are to ensure that a minimum of one-month buffer stock of foodgrains and cooking costs is available in each school. [As per MDM Guidelines, 2006 para 3.3 (iv)]

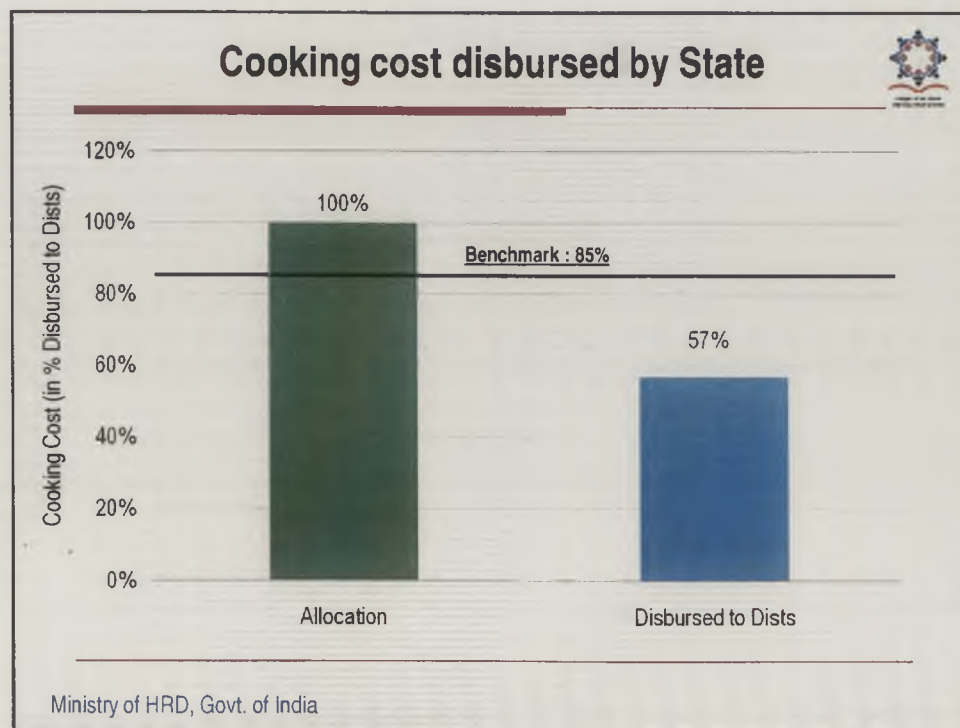
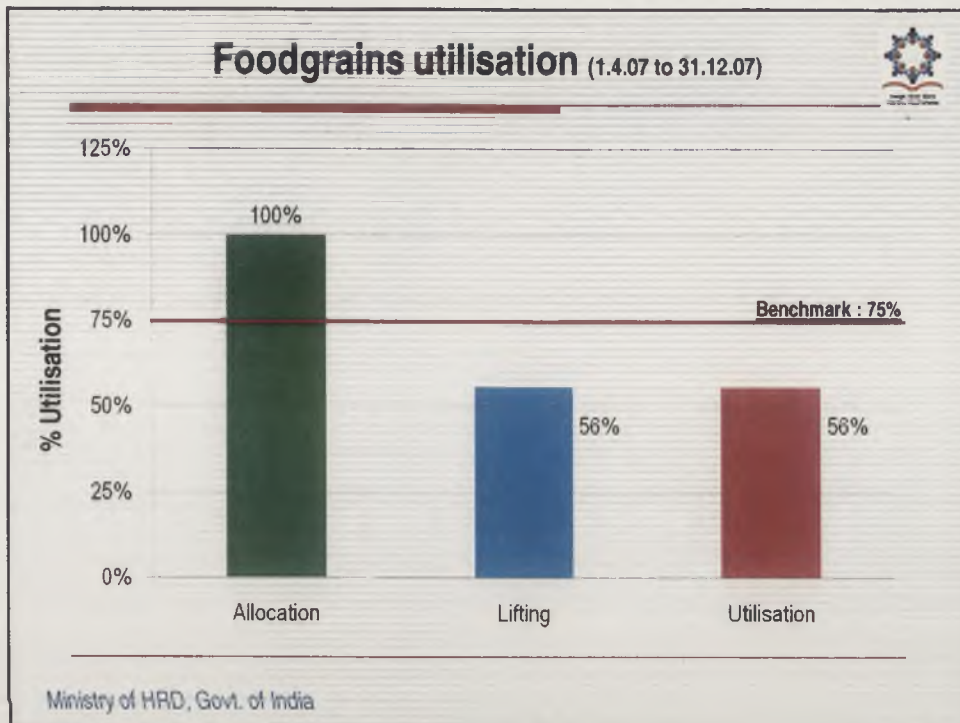
Ministry of HRD, Govt. of India

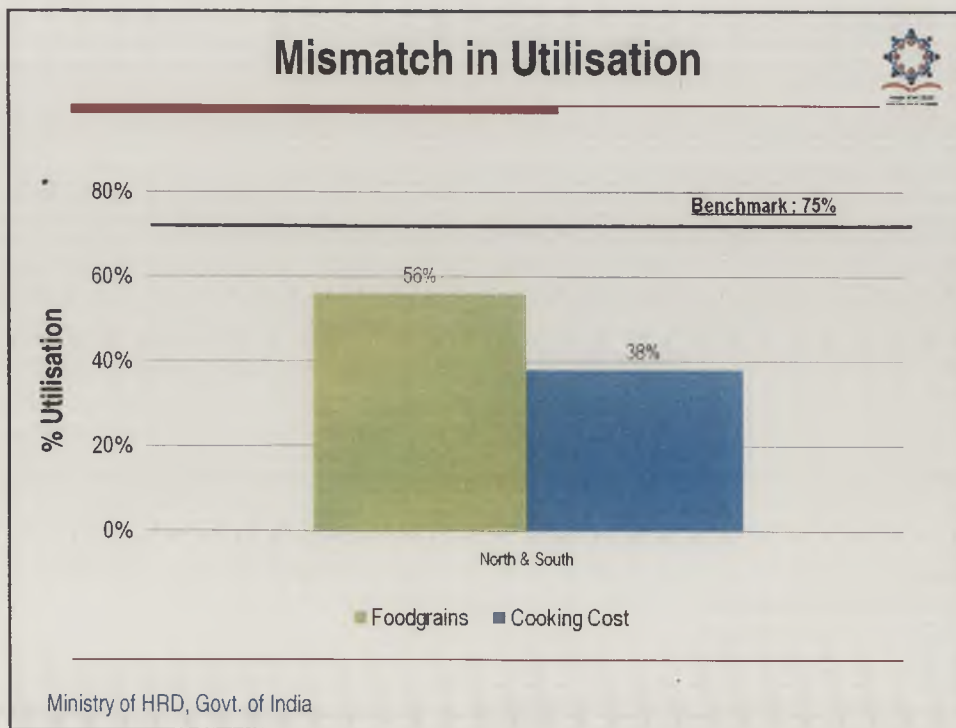
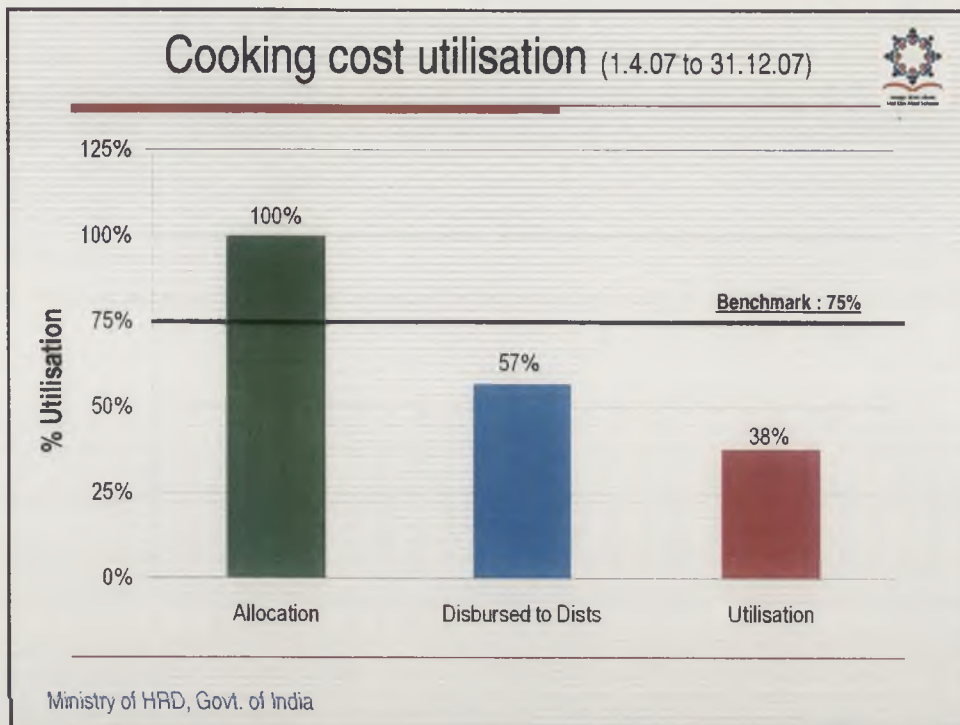
## Analysis: Foodgrains lifting (Month-wise cumulative)

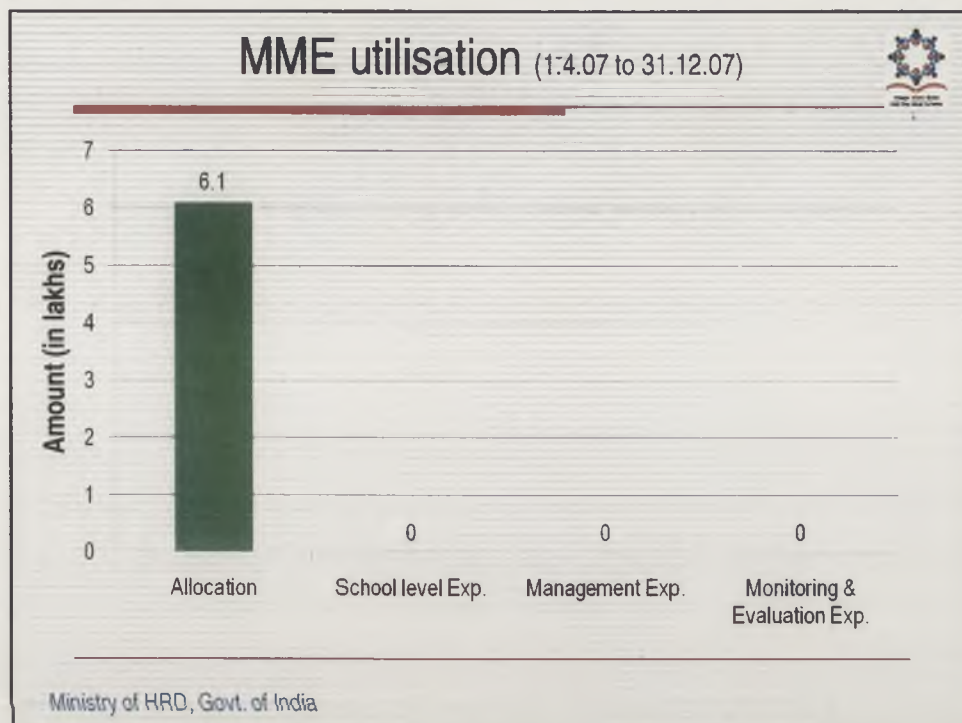


Ministry of HRD, Govt. of India









### FCI Rice sold for supplying snacks

- FCI rice sold in open market for supplying Moong-bhaji with bread, ushal-bhaji with bread, upma, sheera & pohe.
- Nutrition content of these snacks not known.
- Authority for selling FCI rice not known.
- State's justification:
  - Per-capita & standard of living in Goa is at high level.
  - Students do not prefer rice.
  - Schools timings are 8.00 am to 1.00 pm or 1.00 pm to 6.00 pm.

Ministry of HRD, Govt. of India

## FCI Rice sold for supplying snacks

---

- As per India's Nutrition Profile 1998,
    - Cereals, mainly rice, forms the bulk of the diet of Goan population.
    - The average food consumption was inadequate for all the food items.
    - In the case of school age children (7-12 years), the average food consumption was generally lower among girls.
    - About 2/3<sup>rd</sup> of children had inadequate protein and calorie intake.
    - 55% of children suffer from under nutrition.
    - Consequent upon low food intake, prevalence of various grades of under nutrition among children was of quite high magnitude.
- 

Ministry of HRD, Govt. of India

## State's inadequate nutritional norms

---

- As per State's nutritional norms, nutritional content of meal – **300 calories not 450 calories.**
  - Cooking cost increased from Re. 1/child/day to Rs. 1.5/child/day in June, 2006 for meal of 450 calories.
- 

Ministry of HRD, Govt. of India

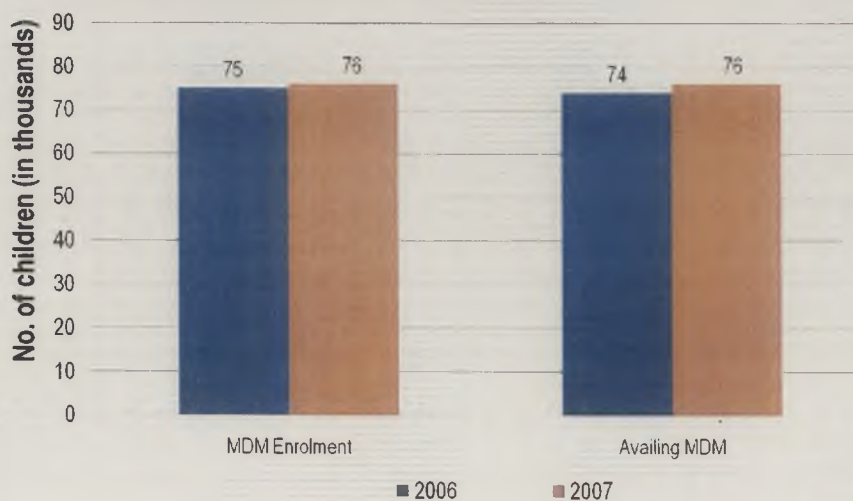




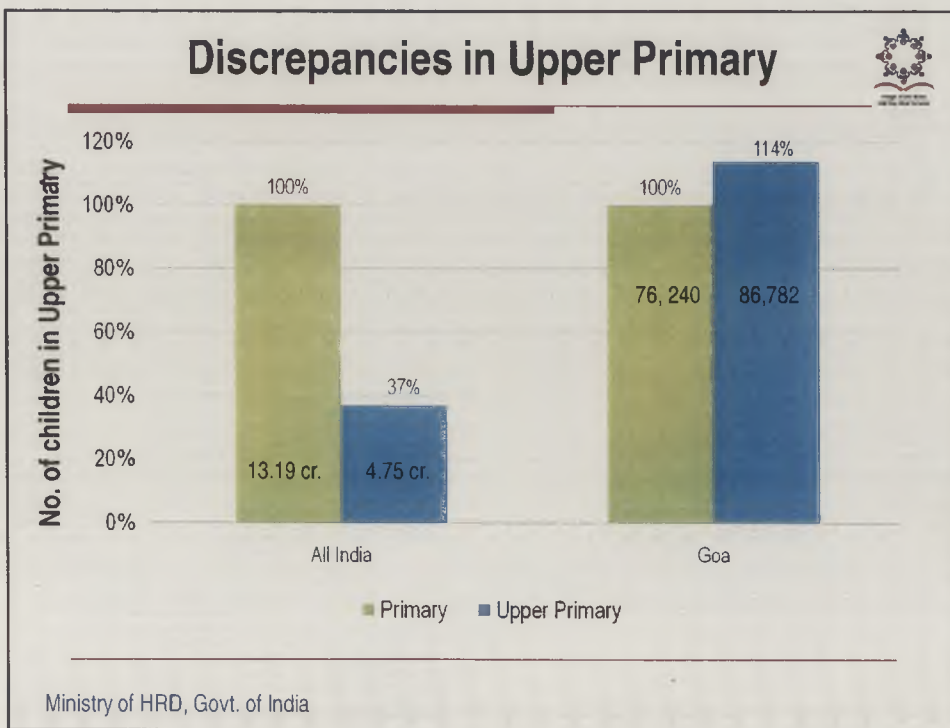
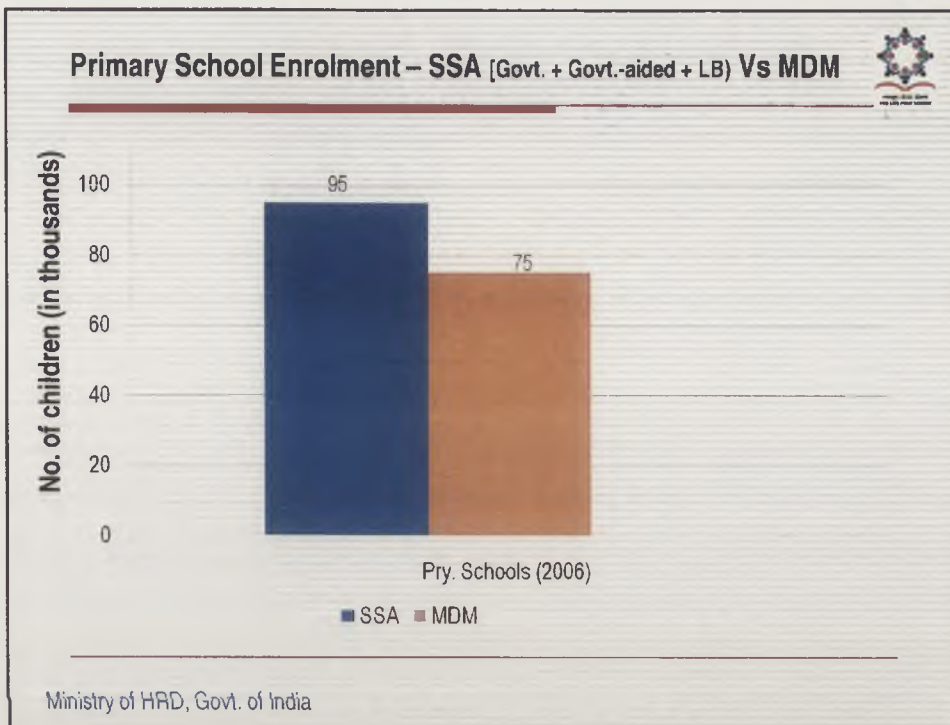
# Analysis of State's Proposal for 2008-09

Ministry of HRD, Govt. of India

Time Series – No. of Children



Ministry of HRD, Govt. of India






---

# Thank You





Ministry of HRD, Govt. of India



# Mid Day Meal Scheme

MDM-PAB Meeting – NCT of Delhi  
on 10.04.2008

Ministry of HRD  
Government of India



Part-I

---

## Review of Implementation of MDMS in NCT of Delhi (1.4.2007 to 31.12.2007)

Ministry of HRD, Govt. of India

## C & AG Audit para - March, 2000

### C&AG Observation:

Non-coverage of 34,000 to 41,000 students in 99 schools of NDMC during 1995-96 to 1998-99.

- UT Government informed that there was a separate programme to cover these children.
- However, Action Taken Report detailing the scheme particulars is still pending.
- Despite several reminders, last reminder being on 1<sup>st</sup> April, 08, reply is awaited.

## Questions?



- ❖ What is the level of unspent balances as on 31.03.07?
- ❖ How regular the lifting of food grains? Is there any disruption/shortage in availability of food grains?
- ❖ What is the level of lifting?
- ❖ How about cooking cost? Was disbursed to Districts? What is the level of utilisation at school level?
- ❖ How synchronous utilisation of food grains and cooking cost?

..... contd

Contd .....

## Questions?



- ❖ How much MME was utilized? Under what activities?
- ❖ What is the progress in construction of Kitchen Sheds and procurement of kitchen devices?

### Part -II

- ❖ What is the trend in Enrollment and No. of children availing MDM from 2006 to 2007?
- ❖ How well MDM data compares with SSA data and Census data?

Ministry of HRD, Govt. of India

## Benchmarks



- ❖ Desirable stock in hand : **15% (+ or - 5%)**
- ❖ Lifting of foodgrains [1.4.07 to 31.12.07]: **85% (+ or - 10%)**
- ❖ Utilisation of foodgrains and cooking cost [1.4.07 to 31.12.07]: **75% (+ or - 10%)**
- ❖ Every month **1/12th** of foodgrains is lifted & distributed.
- ❖ Utilisation of foodgrains & cooking cost is **synchronous**.
- ❖ State's AWP&B is in accordance with **M/HRD's guidelines**.
- ❖ Data in the AWP&B is **authentic, reliable & based on the records**.

Ministry of HRD, Govt. of India

## Definitions



- ❖ % Utilisation = (Utilisation / Allocation) x 100
- ❖ Allocation means Gross Allocation before adjusting unspent balance – Requirement for the year
- ❖ Allocation for cooking cost includes both Central share & State's contribution (Total unit cost per meal)
- ❖ Utilisation means actual consumption / expenditure at school level : Not releases from higher level to lower level
- ❖ Unspent balances includes balance on hand at State, District, Block & School level

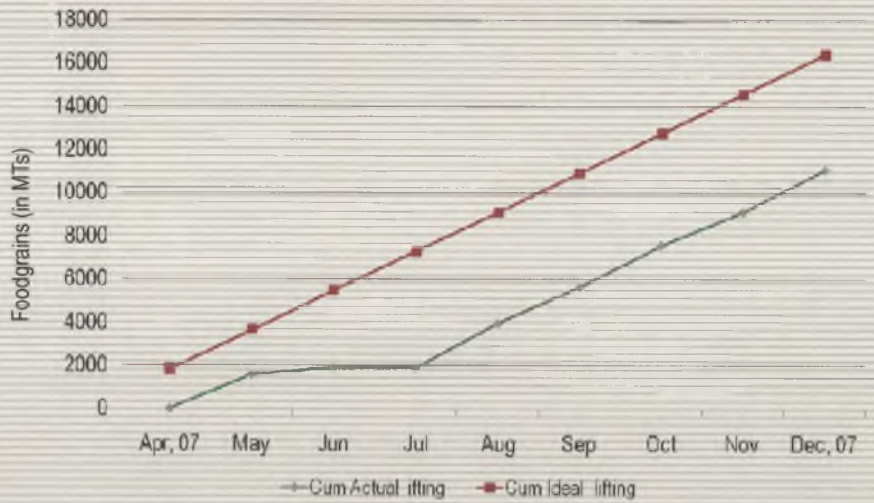
Ministry of HRD, Govt. of India

## No unutilized stock as on 31.3.2007 & 31.12.2007

- It is unlikely since ....
  - Unspent balance includes balance stock at District, Block and School levels. [As per the format supplied by MHRD vide Table-6 of AWP&B 2008-09]
  - Entire allocation utilized during the period 01.04.06 to 31.03.07 and 01.04.07 to 31.12.07.
    - All the children availed mid day meal in all working days and thus, the attendance rate is 100%.
  - 23 working days each in April 2007 and Jan 2008 respectively in Delhi
  - States/UTs are to ensure that a minimum of one-month buffer stock of foodgrains and cooking costs is available in each school.  
[As per MDM Guidelines, 2006 para 3.3 (iv)]

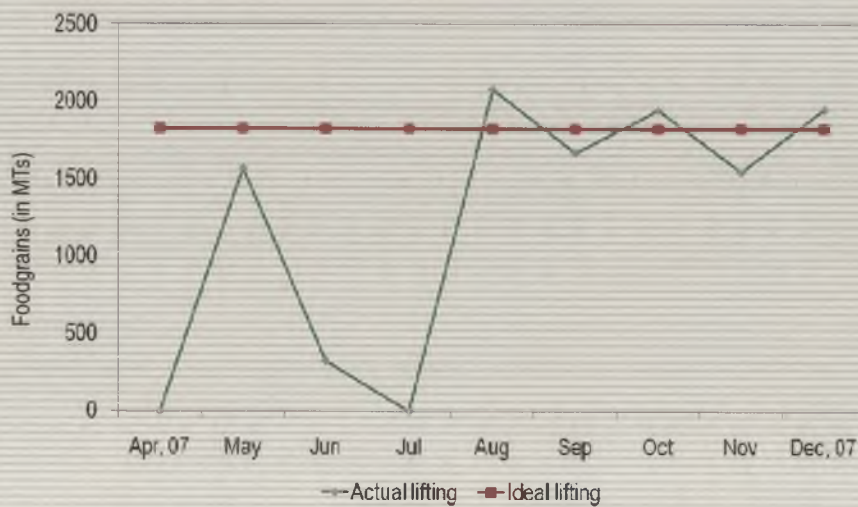
Ministry of HRD, Govt. of India

### Analysis: Foodgrains lifting (Month-wise cumulative)



Ministry of HRD, Govt. of India

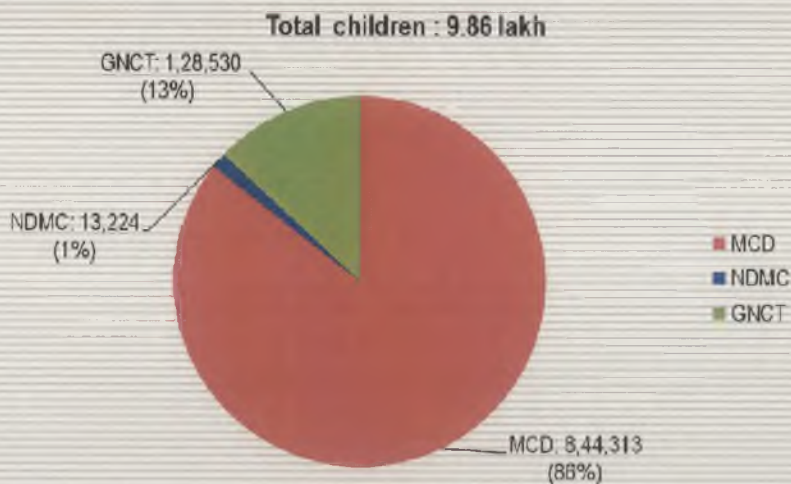
### Analysis: Foodgrains lifting (Month-wise)



Ministry of HRD, Govt. of India

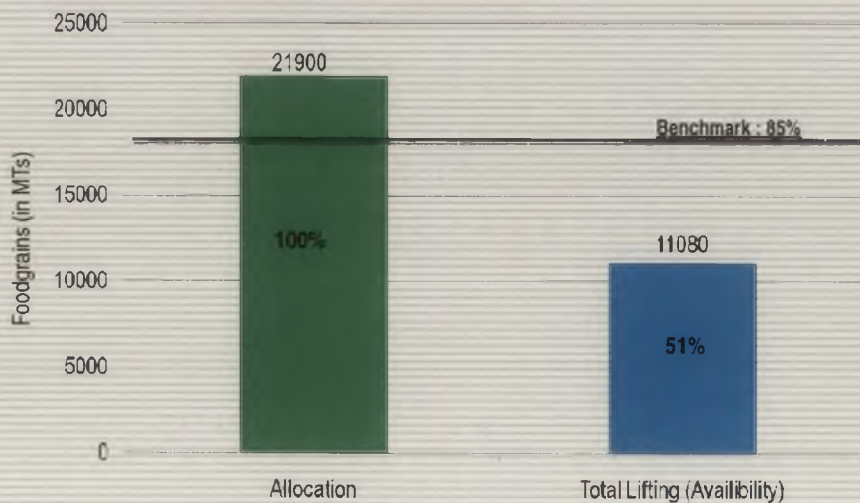


### Composition of children availing MDM

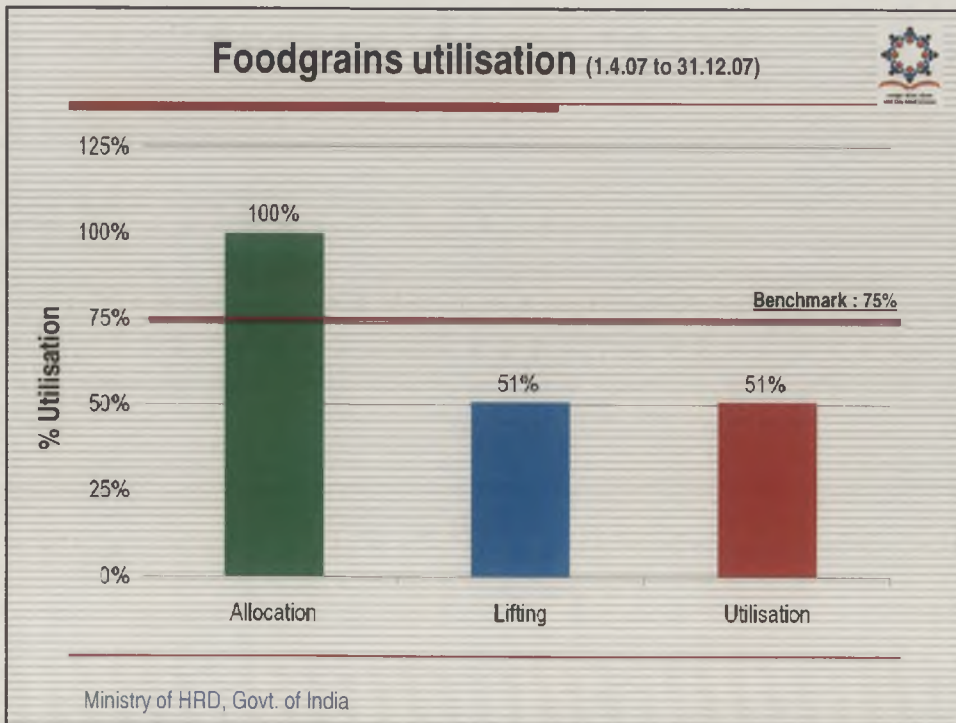
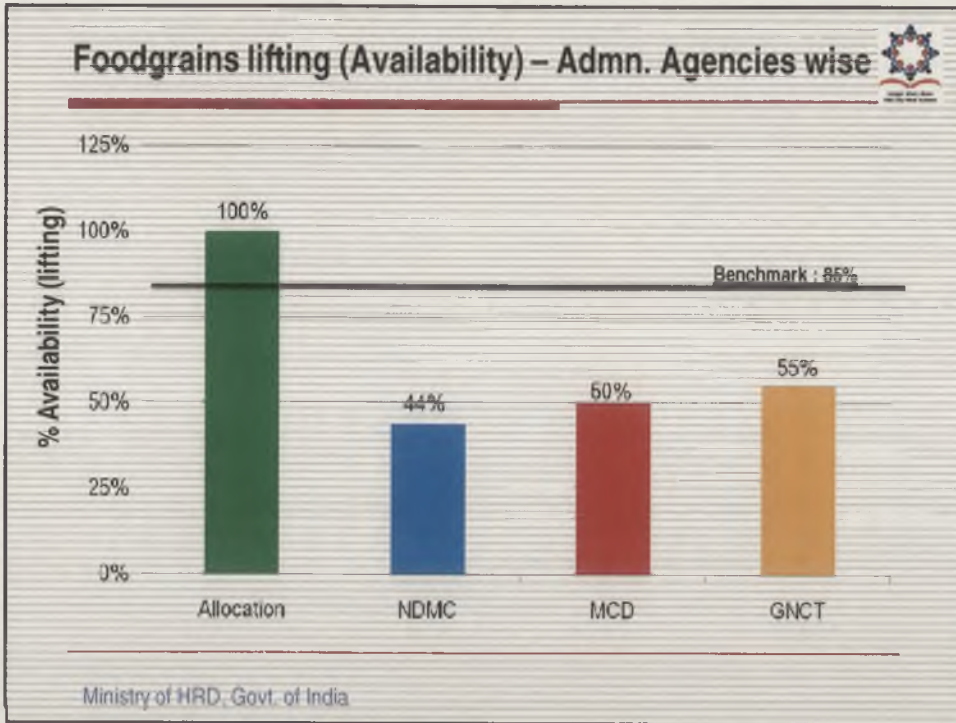


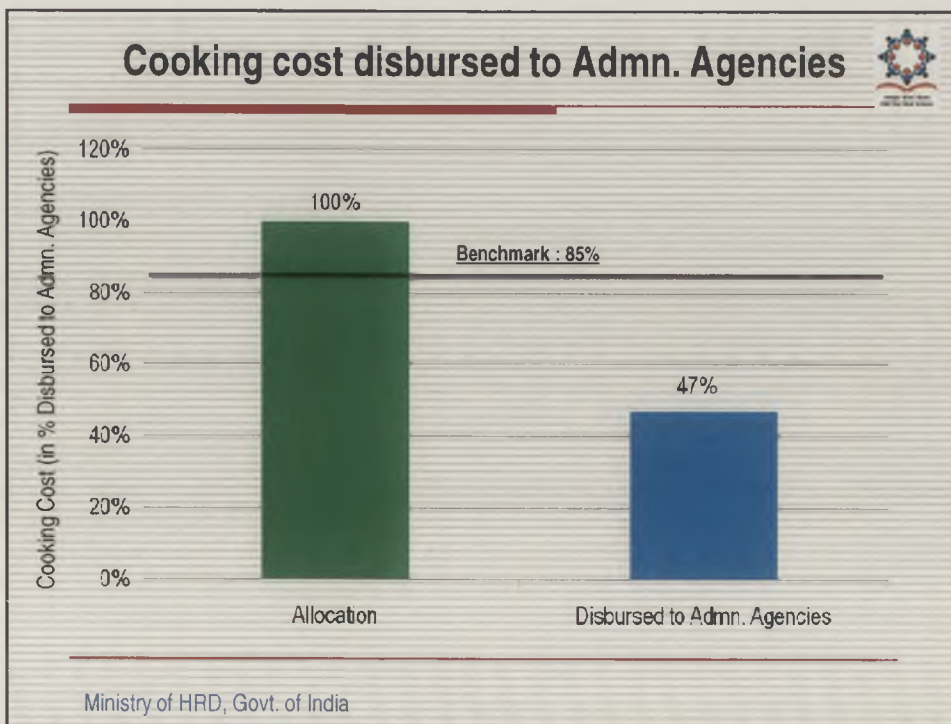
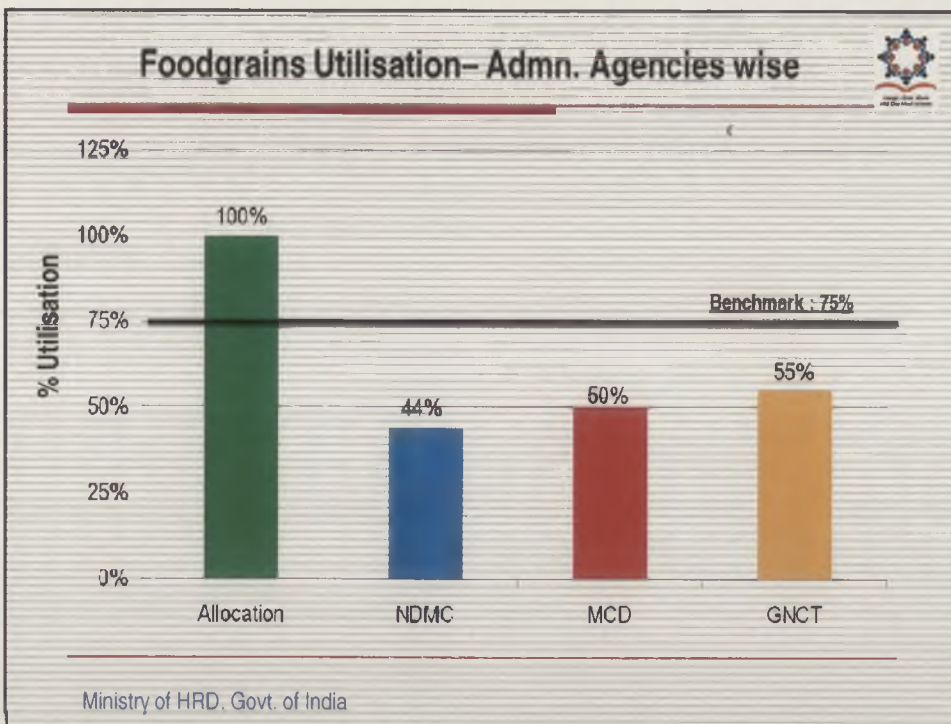
Ministry of HRD, Govt. of India

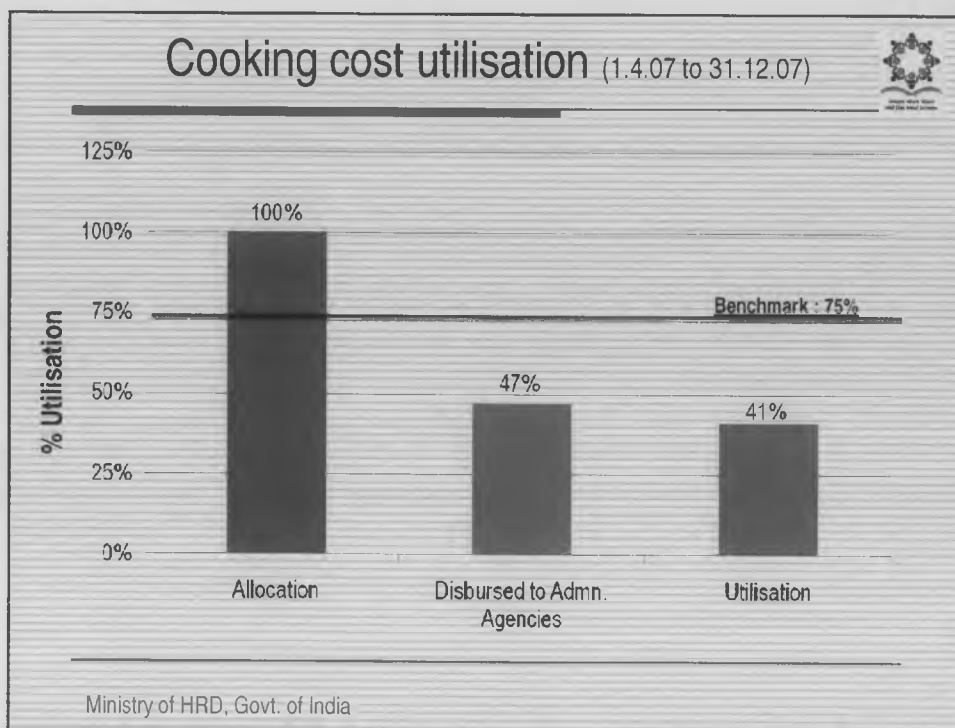
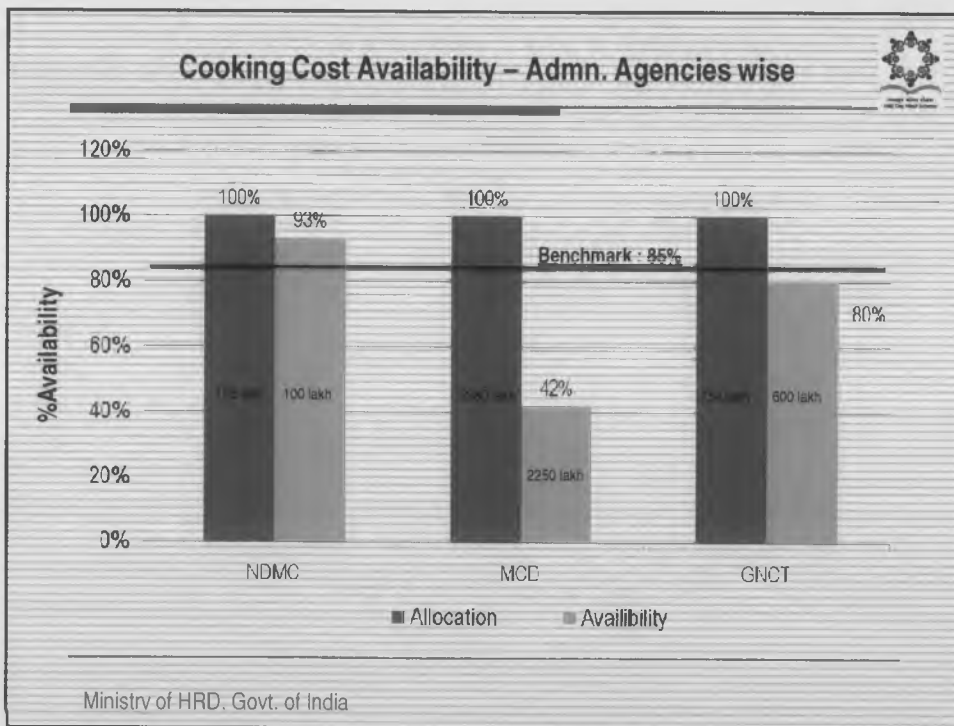
### Analysis: Foodgrains lifting (1.4.07 to 31.12.07)

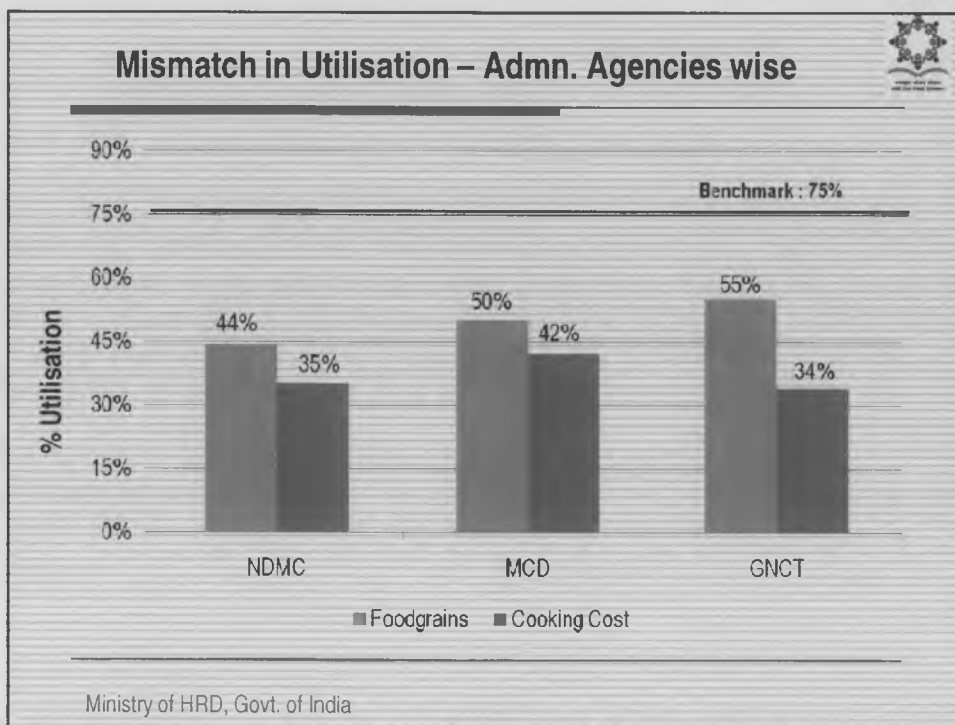
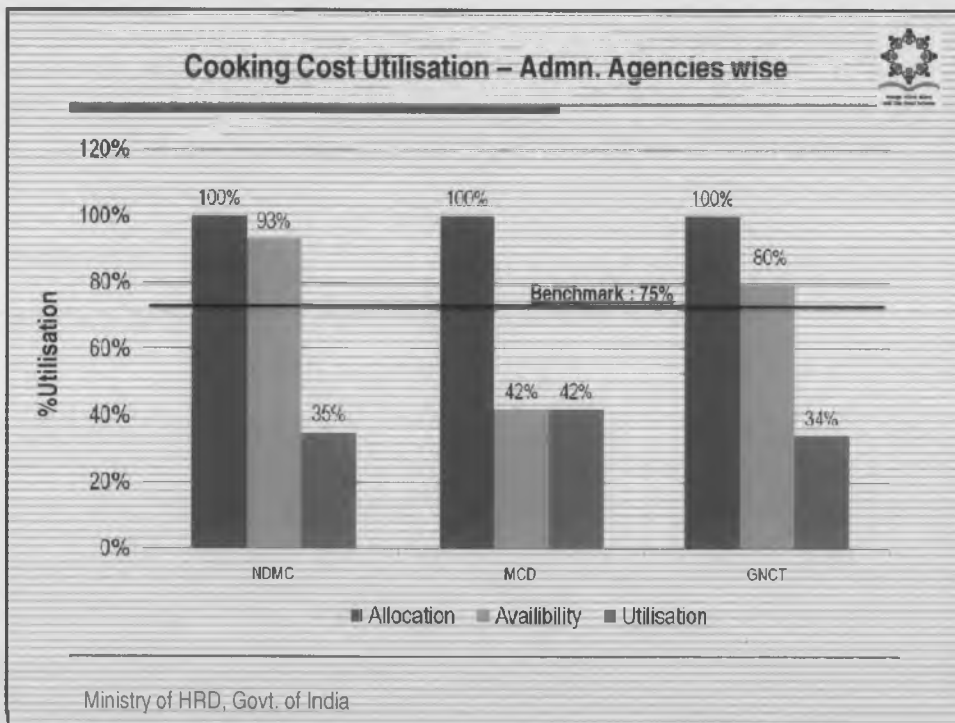


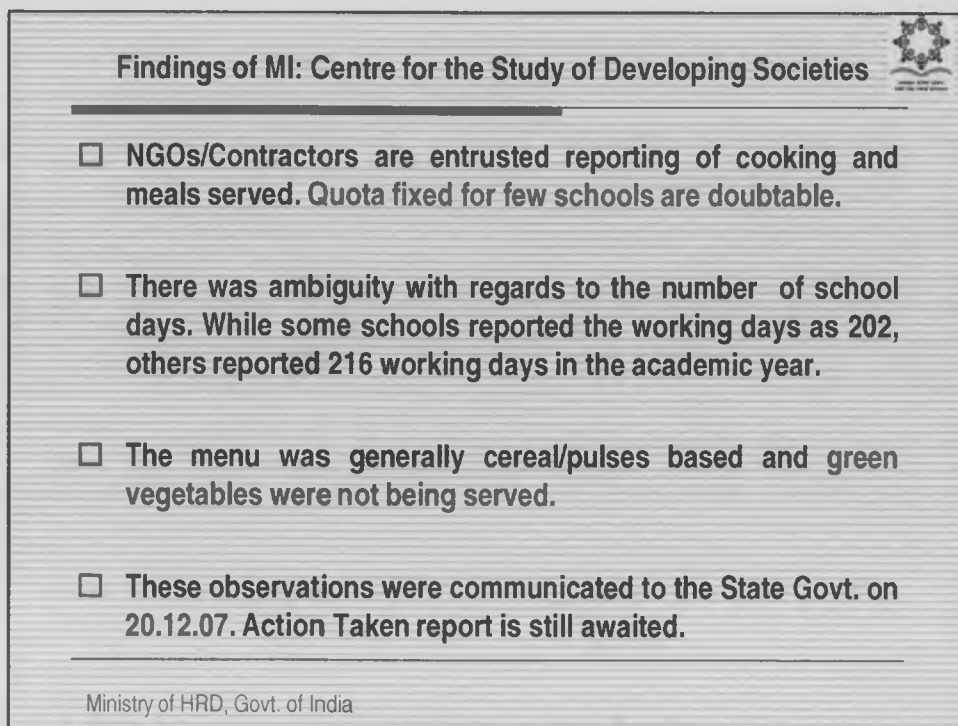
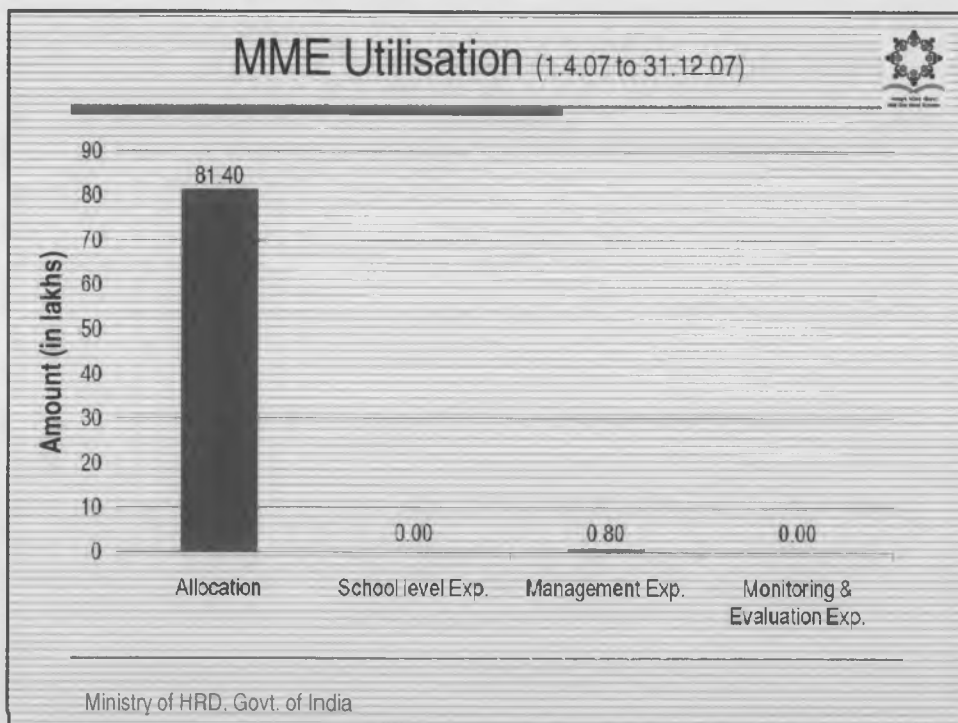
Ministry of HRD, Govt. of India











## Other Issues

- Shortfall in the UT budget 2007-08.

(Rs. In lakhs)

Component	Requirement of UT contribution (@ Rs. 1.35)	Actual provision	Shortfall	% Shortfall
Cooking cost	2956.54	900.96	2055.58	70%

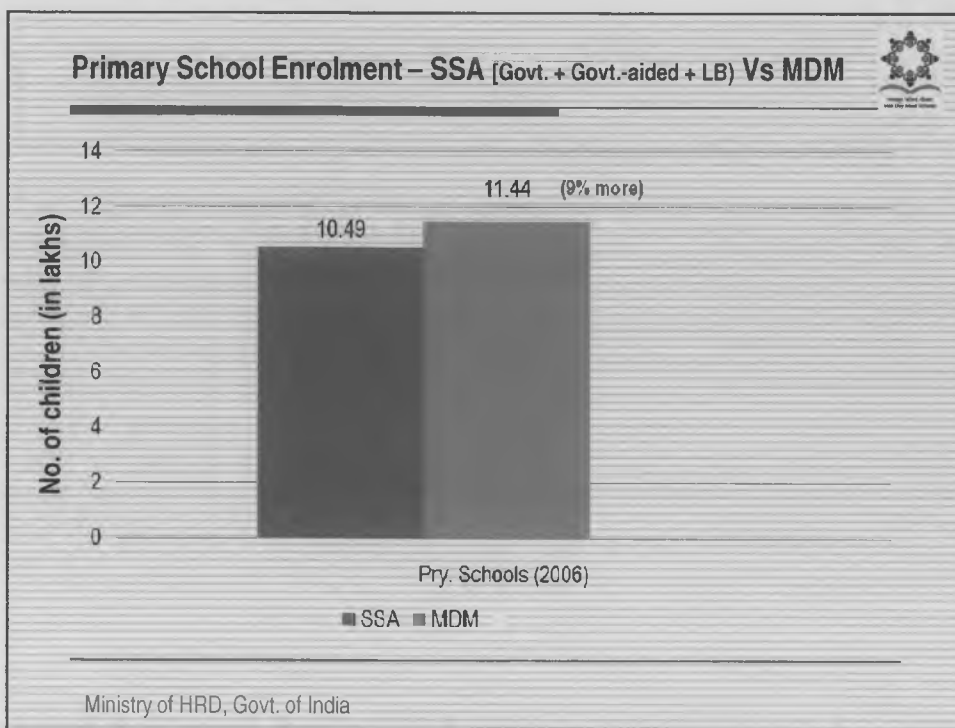
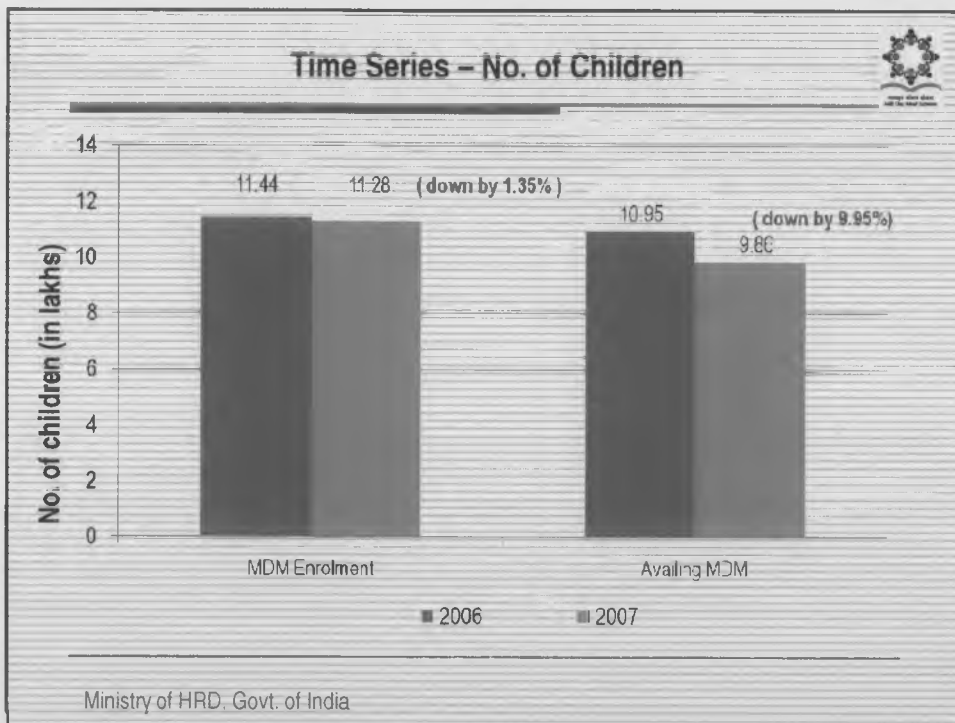
- Gol and NCT of Delhi issues 100 gms per child per day. But NGOs/contractors utilizes 65 gms per child per day and claims 300 calories.**
- Non-coverage of 30,000 children in AIE centres.**

Ministry of HRD, Govt. of India

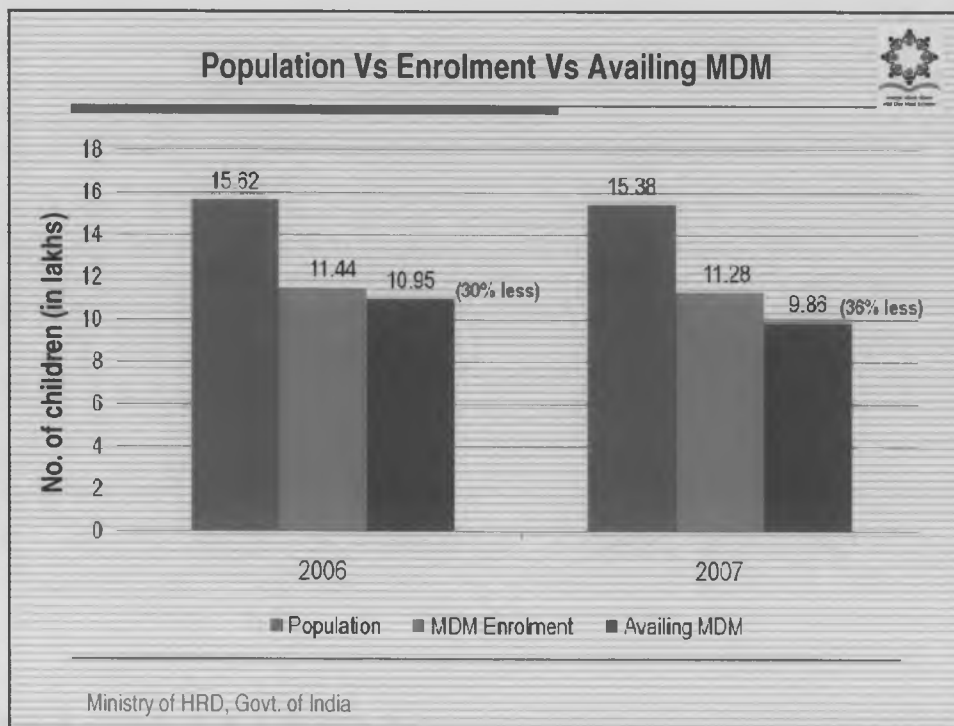
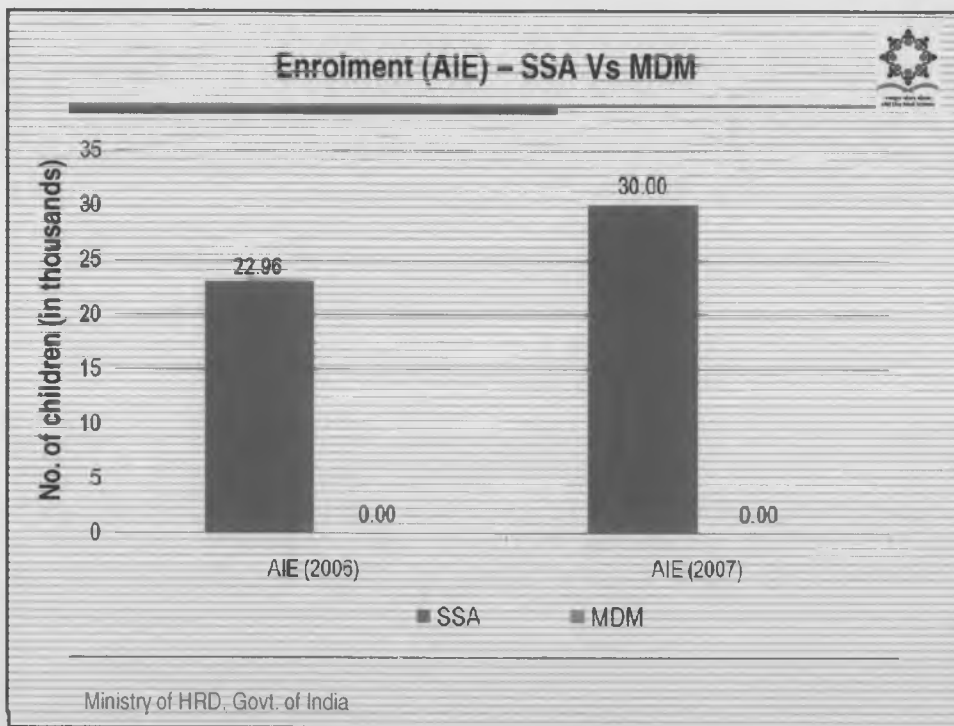



## Analysis of State's Proposal for 2008-09

Ministry of HRD, Govt. of India









मध्याह्न भोजन योजना  
Mid Day Meal Scheme

**Thank You**





## Mid Day Meal Scheme

**MDM-PAB Meeting – Gujarat  
on 04.04.2008**

**Ministry of HRD  
Government of India**



Part-I

## **Review of Implementation of MDMS in Gujarat (1.4.2007 to 31.12.2007)**

## Questions?



- ❖ What is the level of unspent balances as on 31.03.07?
- ❖ How regular is the lifting of food grains? Is there any disruption/shortage in availability of food grains?
- ❖ What is the level of lifting?
- ❖ How about cooking cost? Was it disbursed to Districts? What is the level of utilisation at school level?
- ❖ How synchronous is utilisation of food grains and cooking cost?

..... contd

Contd .....

## Questions?



- ❖ How much MME was utilized? Under what activities?
- ❖ What is the progress of construction of Kitchen Sheds and procurement of kitchen devices?

### Part -II

- ❖ What is the trend in Enrollment and No. of children availing MDM from 2006 to 2007?
- ❖ How well MDM data compares with SSA data and Census data?

## Benchmarks

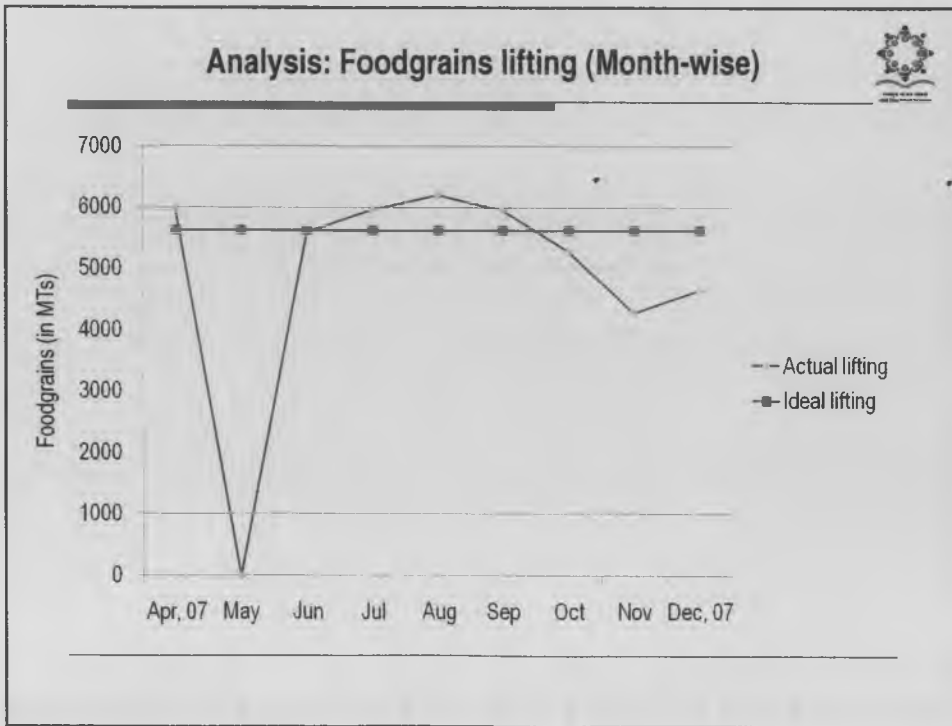
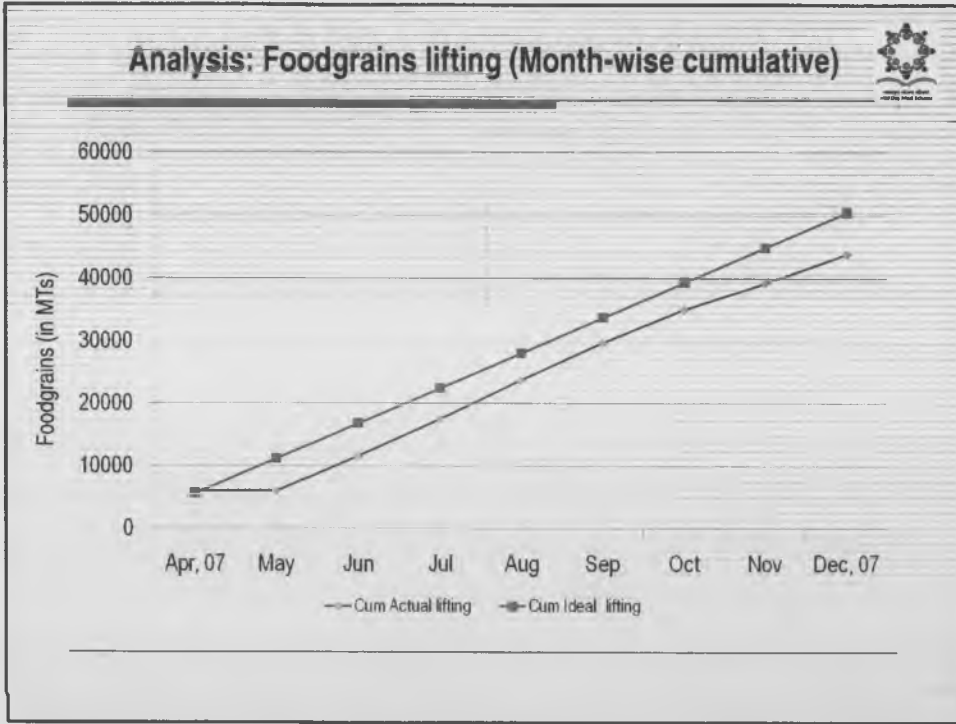


- ❖ Desirable stock in hand : **15% (+ or - 5%)**
- ❖ Lifting of foodgrains [1.4.07 to 31.12.07]: **85% (+ or - 10%)**
- ❖ Utilisation of foodgrains and cooking cost [1.4.07 to 31.12.07]: **75% (+ or - 10%)**
- ❖ Every month 1/12th of foodgrains is lifted & distributed.
- ❖ Utilisation of foodgrains & cooking cost is **synchronous**.
- ❖ State's AWP&B is in accordance with **M/HRD's guidelines**.
- ❖ Data in the AWP&B is **authentic, reliable & based on the records**.

## Definitions



- ❖ % Utilisation = (Utilisation / Allocation) x 100
- ❖ Allocation means Gross Allocation before adjusting unspent balance – Requirement for the year
- ❖ Allocation for cooking cost includes both central share & state's contribution
- ❖ Utilisation means actual consumption / expenditure at school level : Not releases from higher level to lower level
- ❖ Unspent balances includes balance on hand at State, District, Block & School level

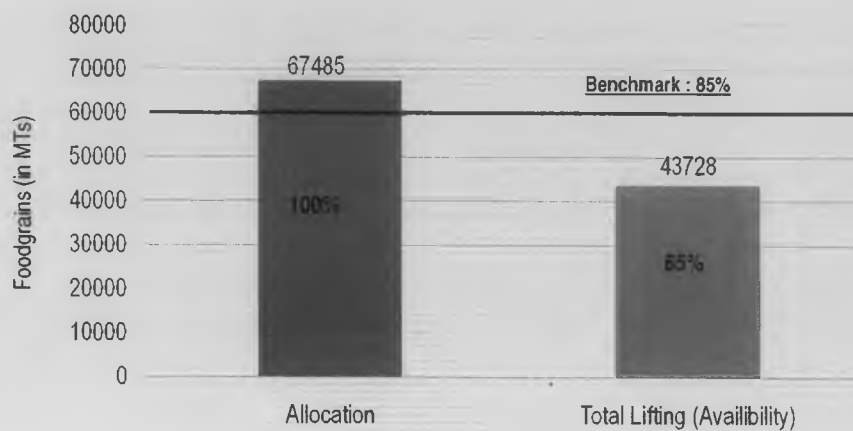


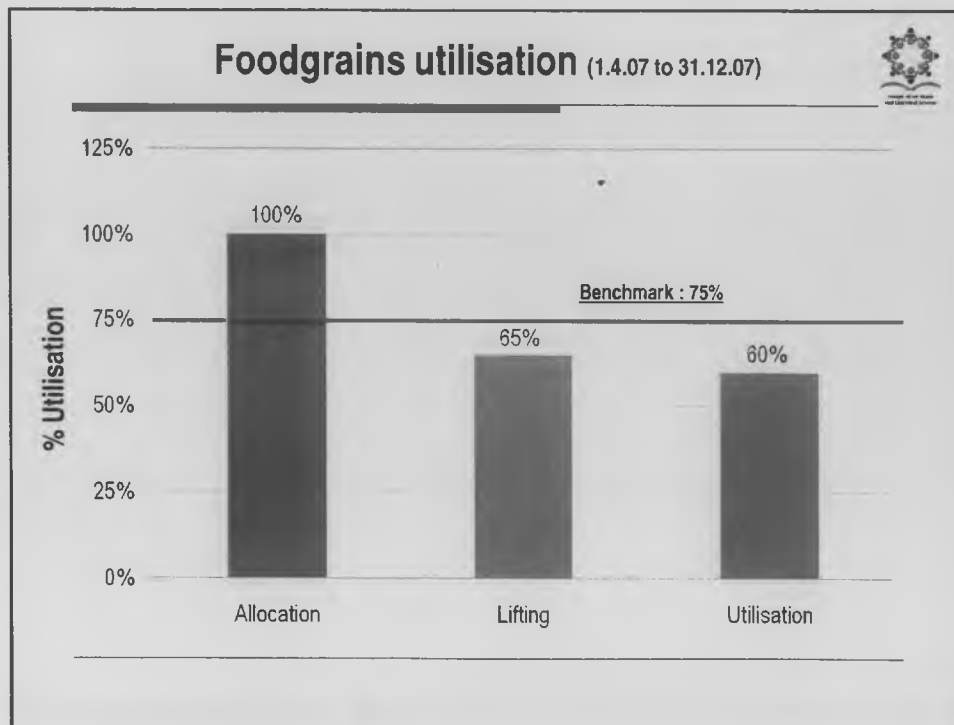
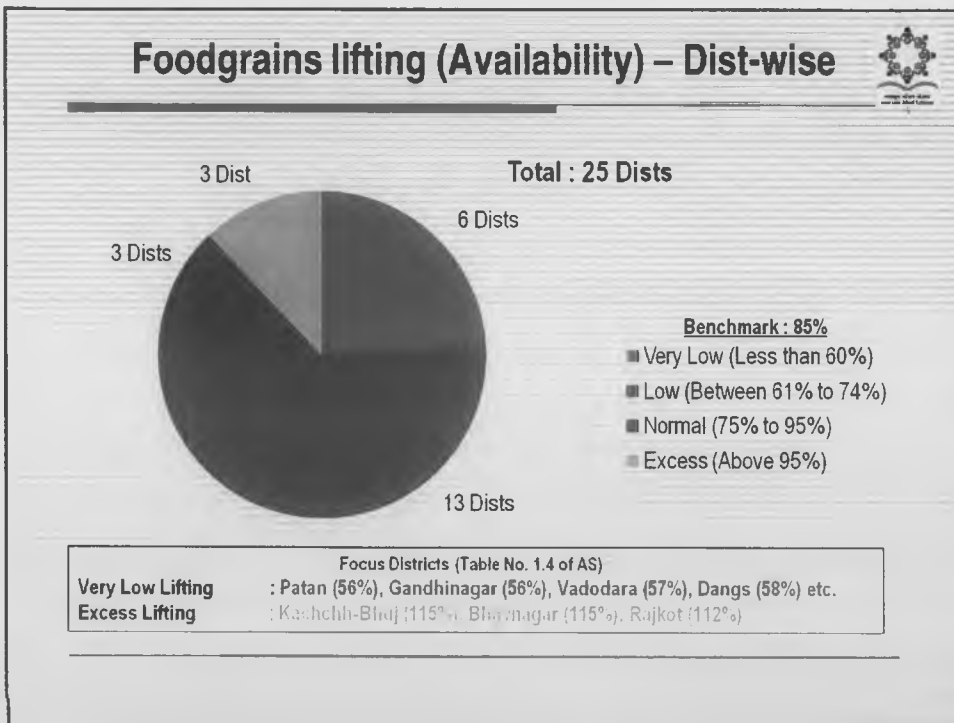
## Closing stock on 31.03.07 and 31.12.07



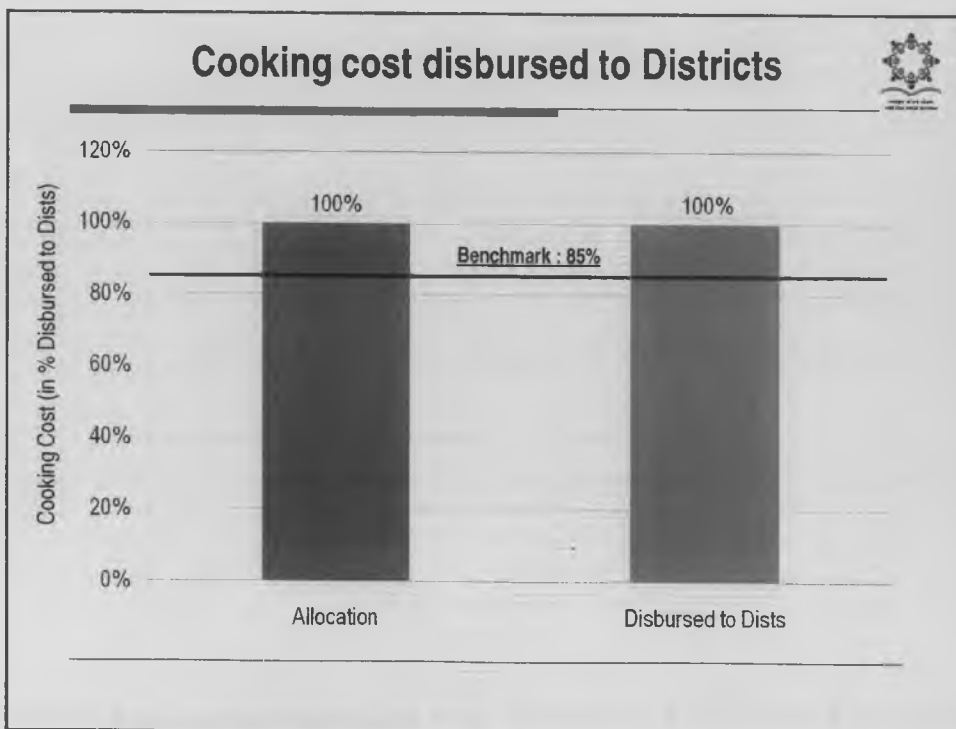
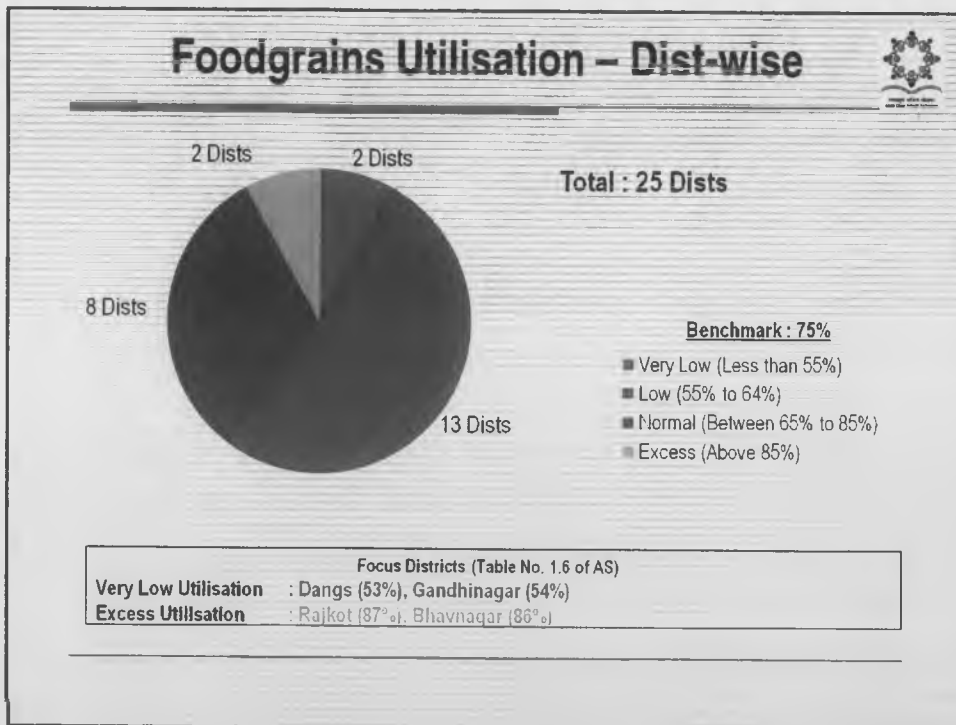
Districts	Allocation for 2007-08	Stock-on-hand	% of opening stock on Allocation
<b>As on 31.03.07</b>			
Banaskantha	4570	-126	-3%
Rajkot	1985	842	42%
Bhavnagar	2397	1032	43%
<b>As on 31.12.07</b>			
Banaskantha	4570	-205	-5%
Rajkot	1985	511	26%
Bhavnagar	2397	677	28%
Kachchh-Bhuj	1716	566	33%

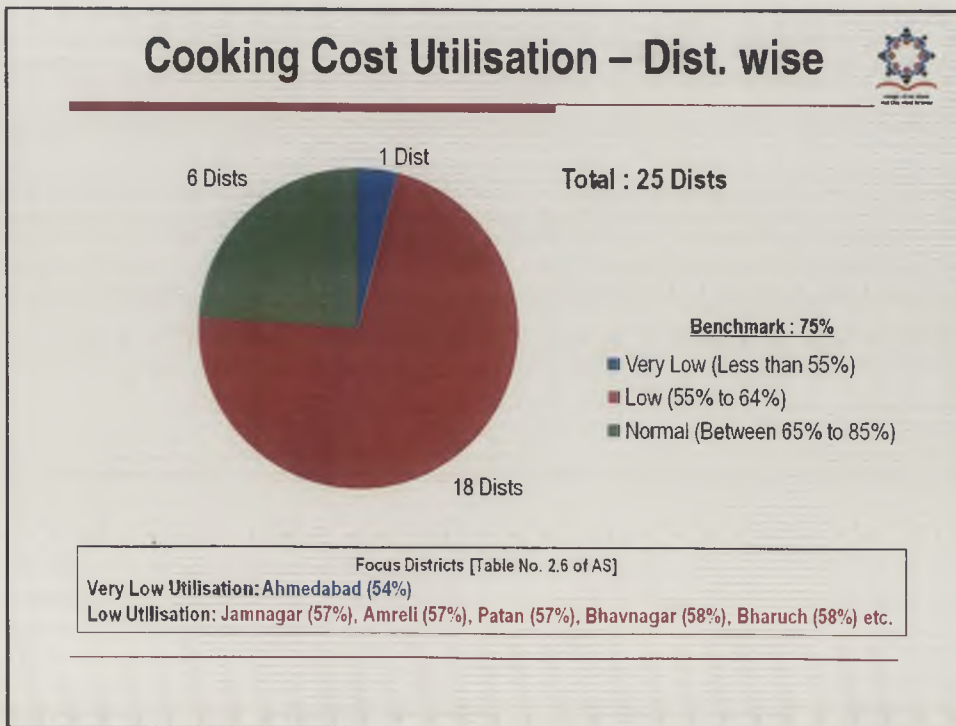
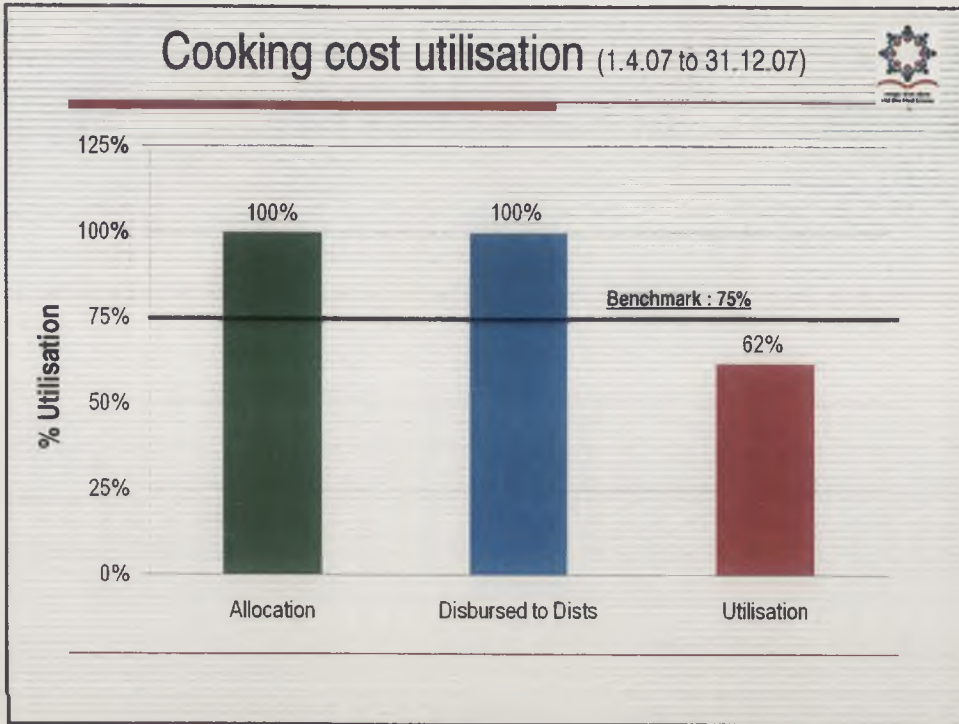
## Analysis: Foodgrains lifting (1.4.07 to 31.12.07)

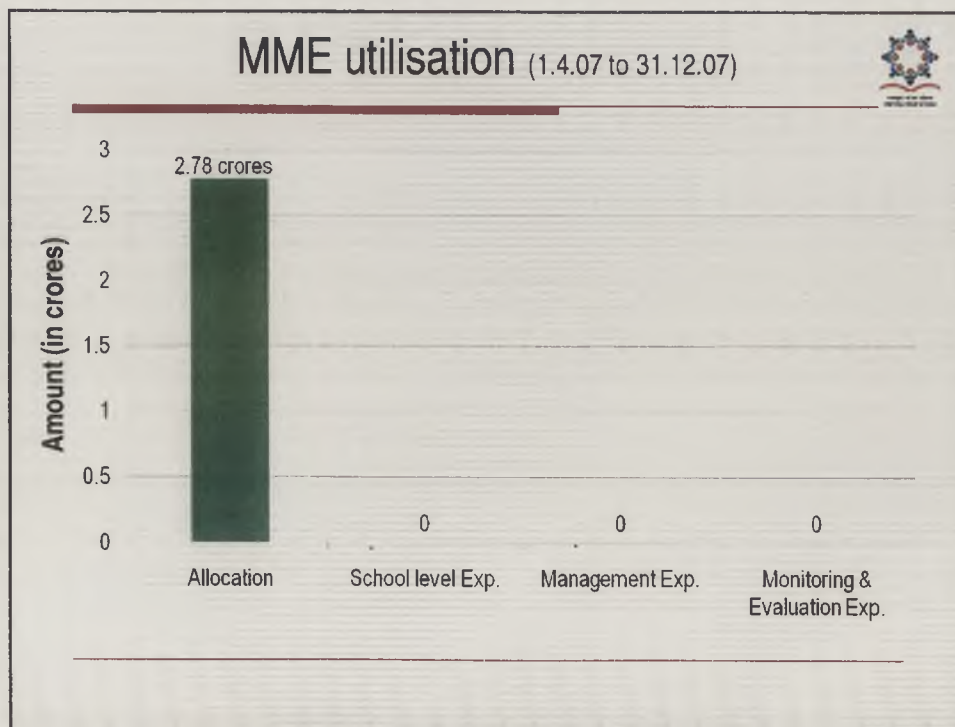
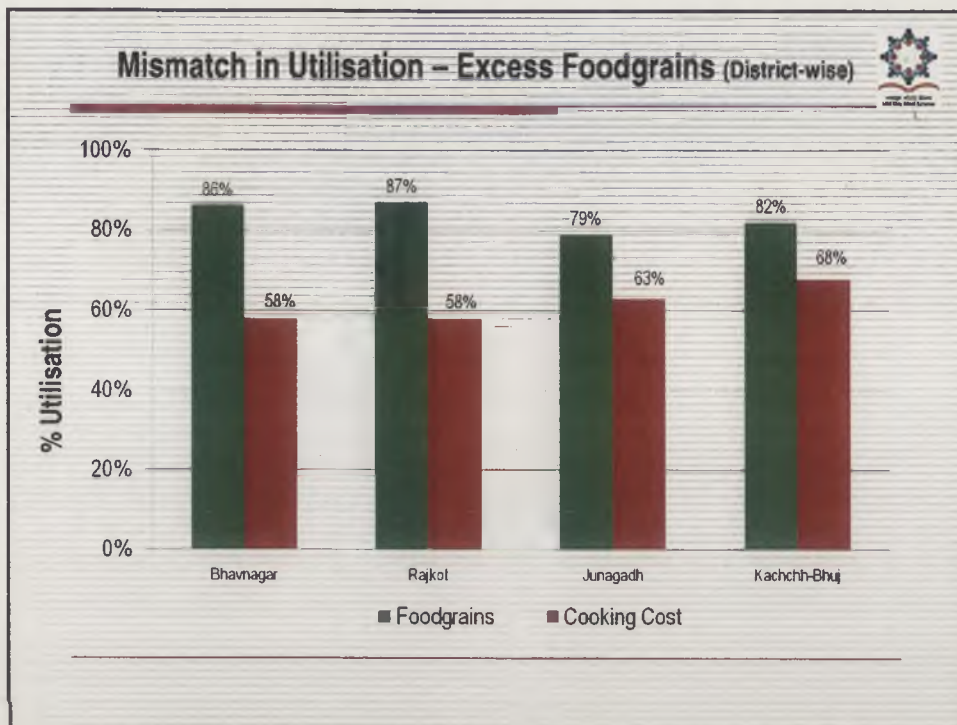


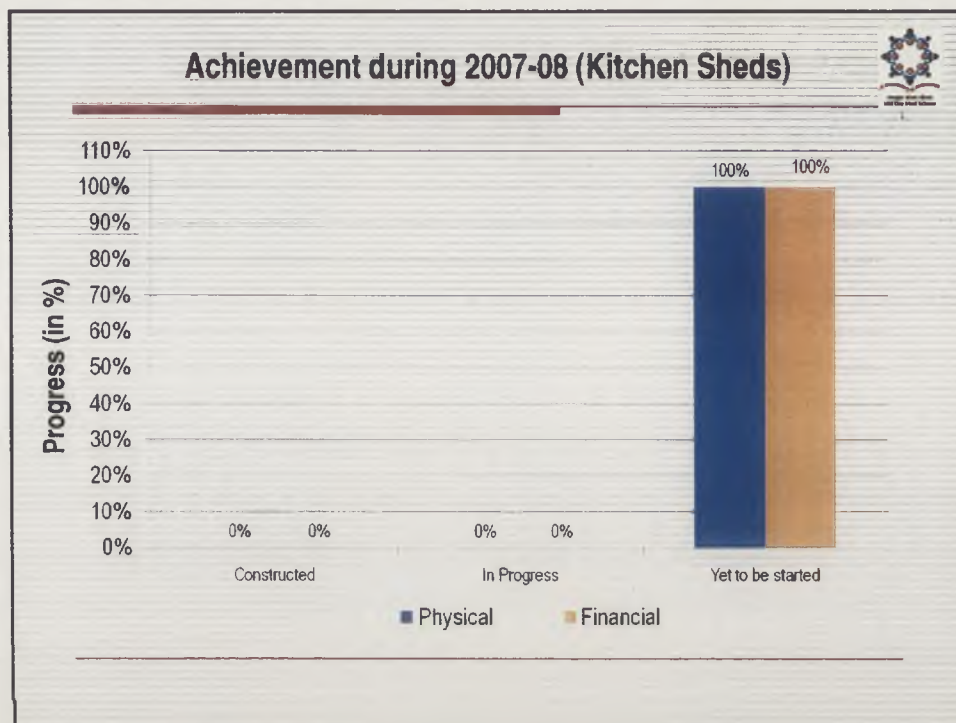




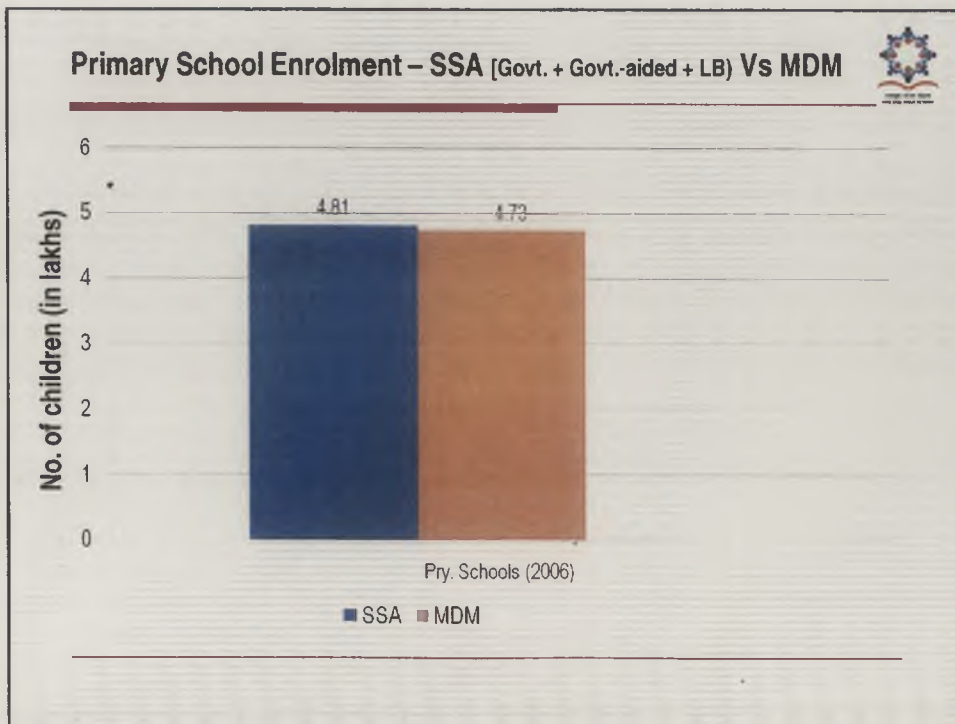
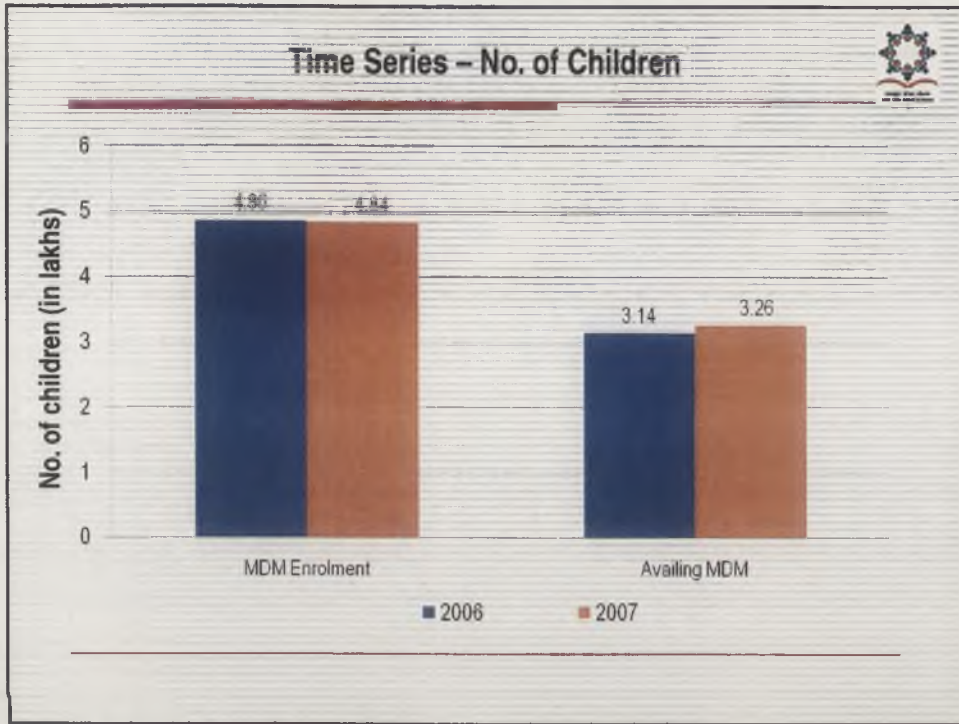


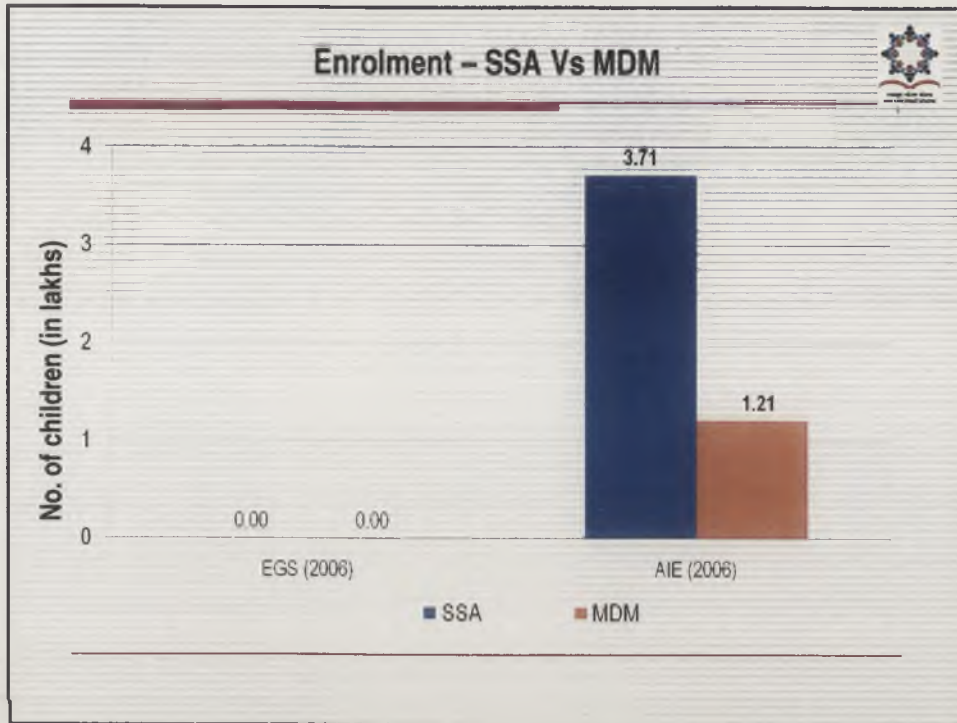






## Analysis of State's Proposal for 2008-09

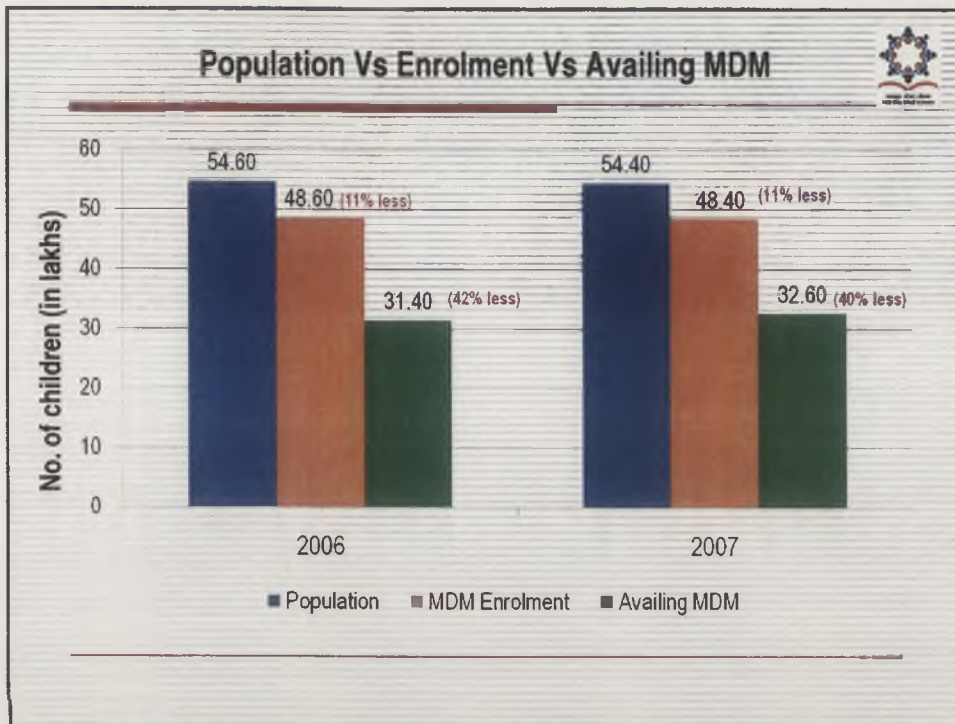




### Non-coverage under Mid Day Meal Scheme

Not covered -

- 347 Govt. schools.
- 70 Govt.-aided schools (15%) out of 478.
- 2073 AIE Centres (45%) out of 4573.



# Thank You



## Mid Day Meal Scheme



मध्यमह्न पोषण योजना  
Mid Day Meal Scheme

MDM-PAB Meeting – Himachal Pradesh  
on 02.04.2008

Ministry of HRD  
Government of India



Part-I

## Review of Implementation of MDMS in Himachal Pradesh (1.4.2007 to 31.12.2007)



## Questions?



- ❖ What is the level of unspent balances as on 31.03.07?
- ❖ How regular the lifting of food grains? Is there any disruption/shortage in availability of food grains?
- ❖ What is the level of lifting?
- ❖ How about cooking cost? Was disbursed to Districts? What is the level of utilisation at school level?
- ❖ How synchronous utilisation of food grains and cooking cost?

..... contd

Contd .....

## Questions?



- ❖ How much MME was utilized? Under what activities?
- ❖ What is the progress in construction of Kitchen Sheds and procurement of kitchen devices?

### Part -II

- ❖ What is the trend in Enrollment and No. of children availing MDM from 2006 to 2007?
- ❖ How well MDM data compares with SSA data and Census data?

## Benchmarks



- ❖ Desirable stock in hand : **15% (+ or - 5%)**
- ❖ Lifting of foodgrains [1.4.07 to 31.12.07]: **85% (+ or - 10%)**
- ❖ Utilisation of foodgrains and cooking cost [1.4.07 to 31.12.07]: **75% (+ or - 10%)**
- ❖ Every month **1/12th** of foodgrains is lifted & distributed.
- ❖ Utilisation of foodgrains & cooking cost is **synchronous**.
- ❖ State's AWP&B is in accordance with **M/HRD's guidelines**.
- ❖ Data in the AWP&B is **authentic, reliable & based on the records**.

## Definitions

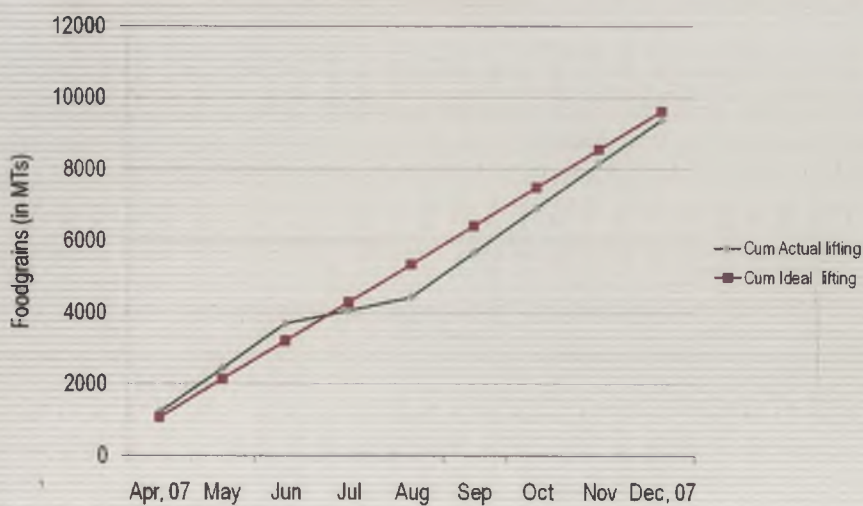


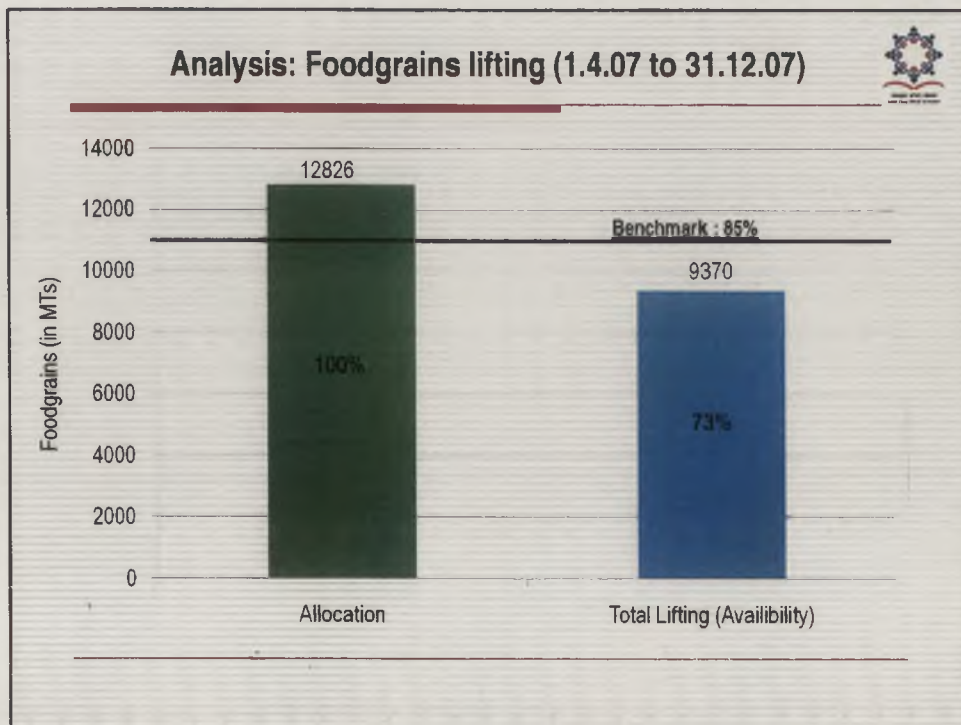
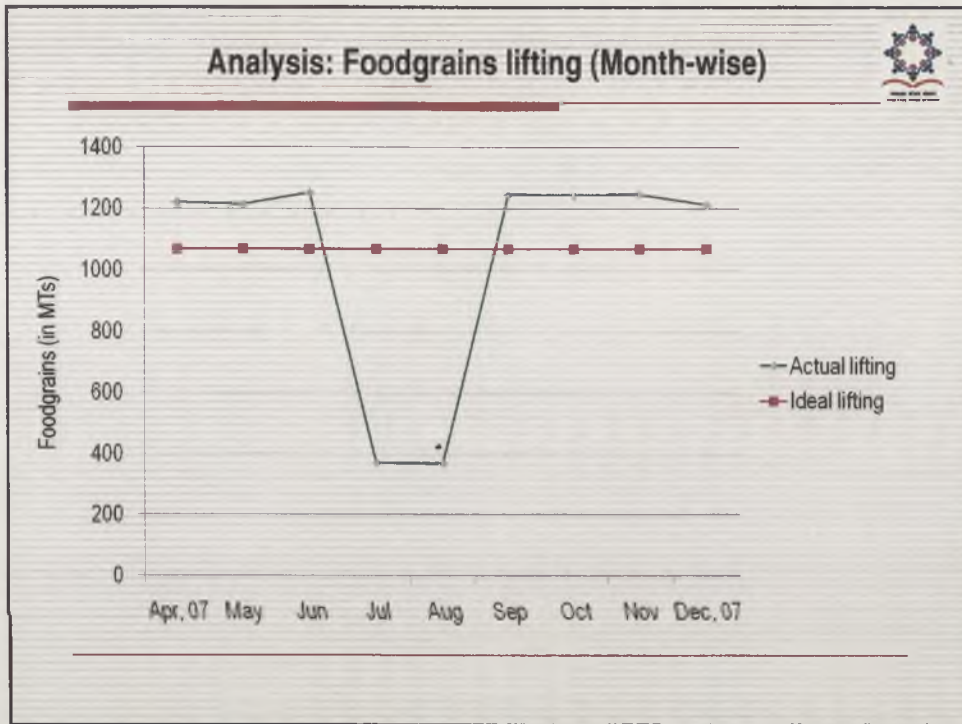
- ❖ % Utilisation = (Utilisation / Allocation) x 100
- ❖ Allocation means Gross Allocation before adjusting unspent balance – Requirement for the year
- ❖ Allocation for cooking cost includes both central share & state's contribution
- ❖ Utilisation means actual consumption / expenditure at school level : Not releases from higher level to lower level
- ❖ Unspent balances includes balance on hand at State, District, Block & School level

## No unutilized stock as on 31.3.2007

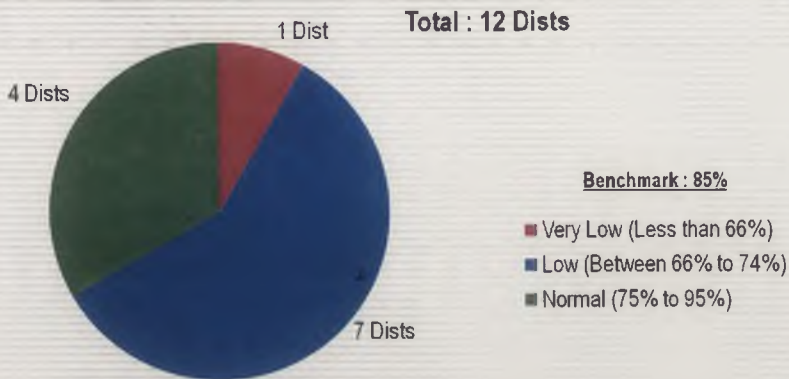
- It is unlikely in view of the fact that
  - Entire allocation utilized during the period 01.04.06 to 31.03.07.
    - It means that **all** the children enrolled in the Schools have availed mid day meal in **all** working days and thus, the attendance rate is **100%**.
  - 18 working days in April 2007 as per AWP&B 2007-08
  - As per MDM Guidelines, 2006 para 3.3 (iv), States/UTs are to ensure that a minimum of one-month buffer stock of foodgrains and cooking costs is available in each school.
  - As per the format supplied by MHRD vide Table-6 of AWP&B 2008-09, the unspent balance includes balance stock at District, Block and School levels.

## Analysis: Foodgrains lifting (Month-wise cumulative)



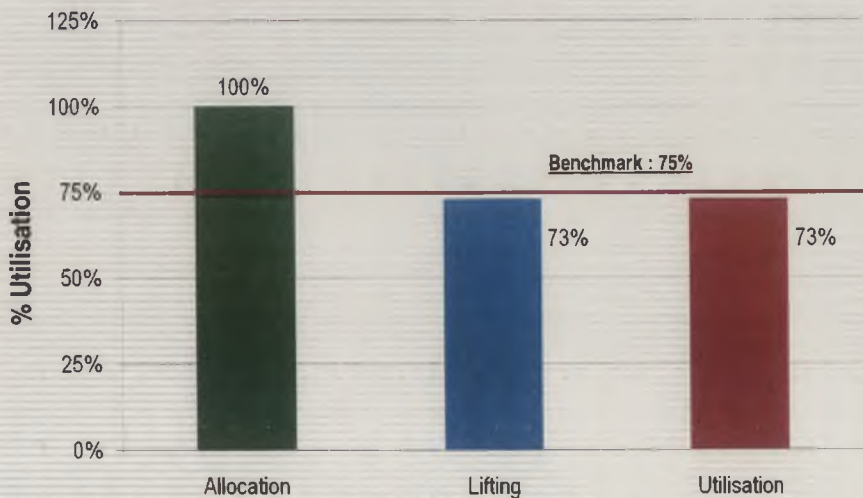


### Foodgrains lifting (Availability) – Dist. wise

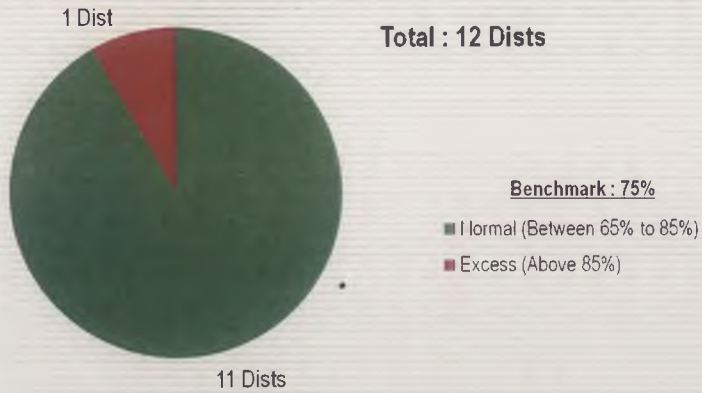


**Focus Districts (Table No. 1.5 of AS) :**  
**Very Low Lifting:** Bilaspur (65%)  
**Low Lifting:** Solan (66%), Chamba (70%), Hamirpur (70%) etc.

### Foodgrains utilisation (1.4.07 to 31.12.07)

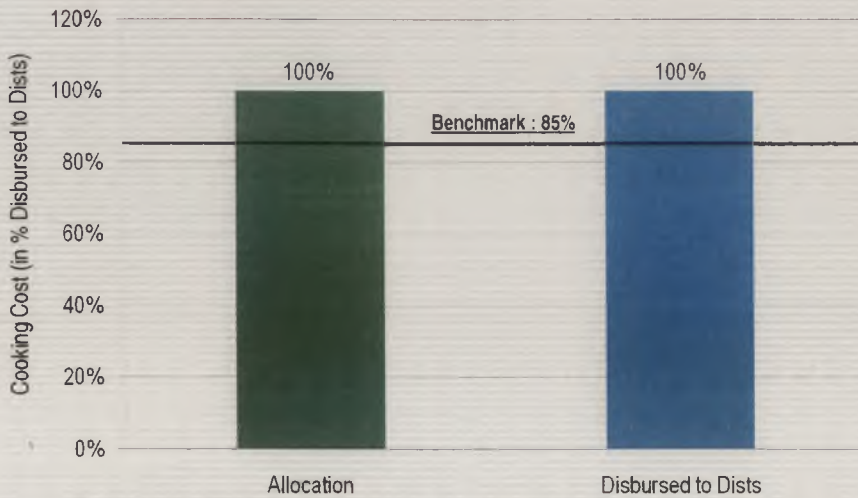


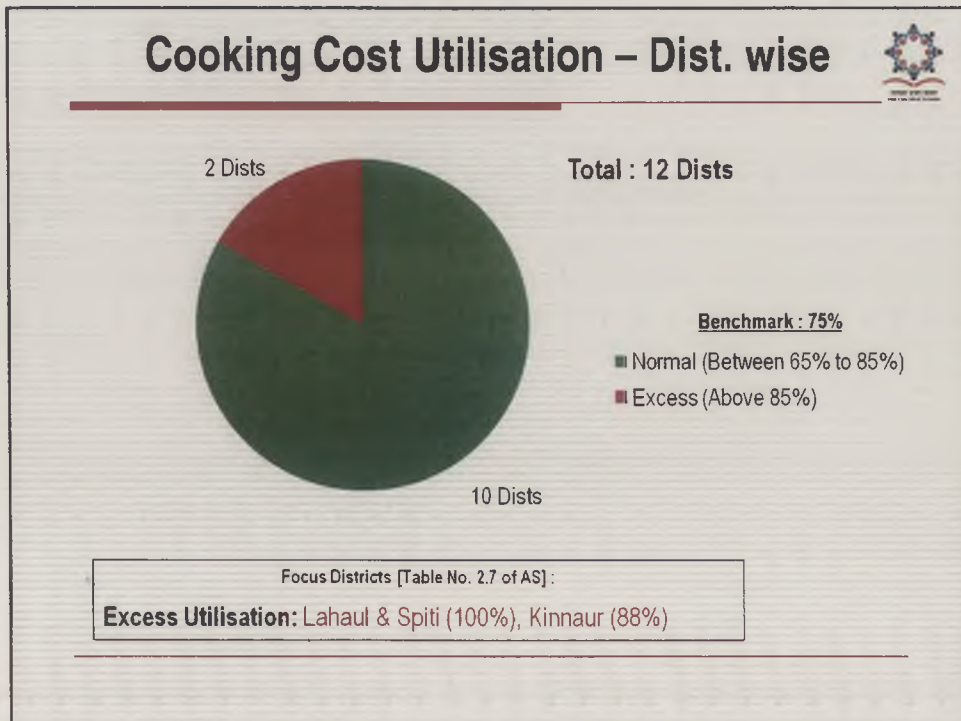
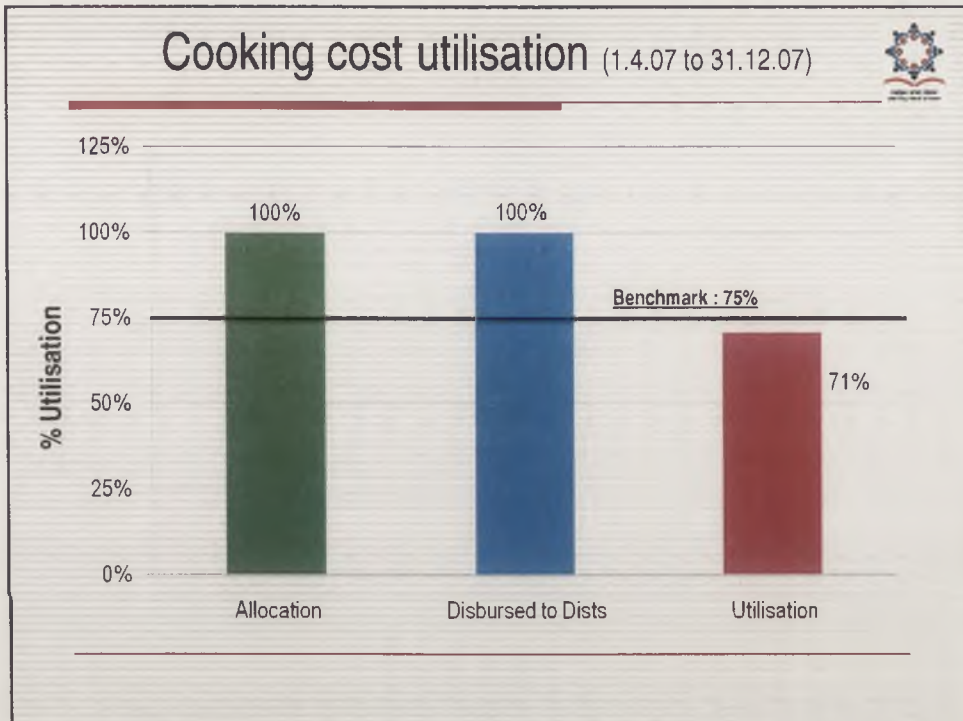
## Foodgrains Utilisation – Dist. wise

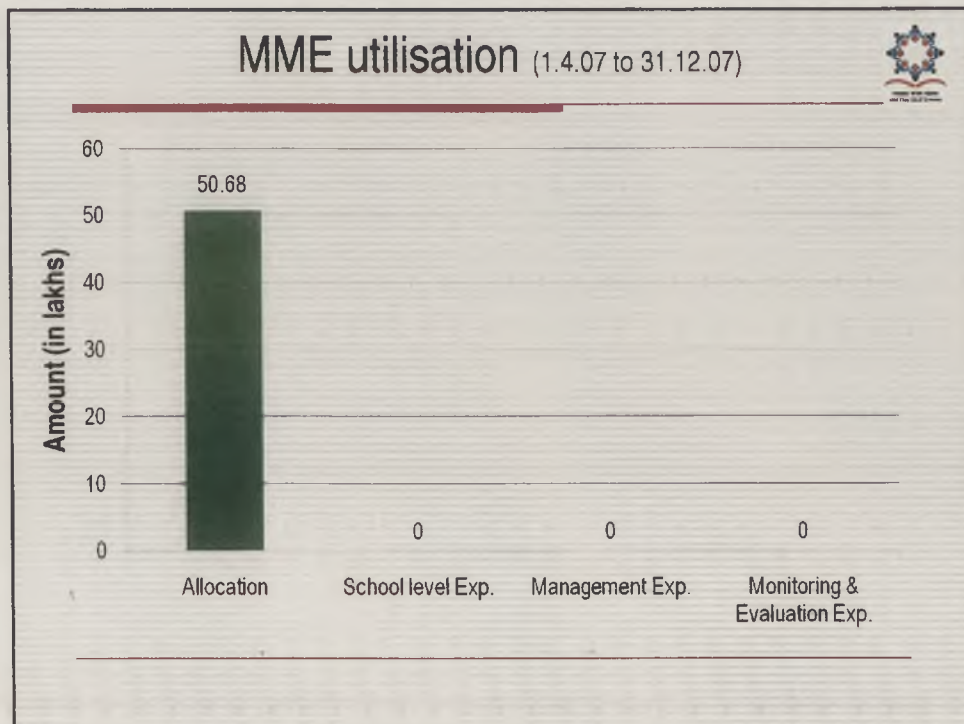
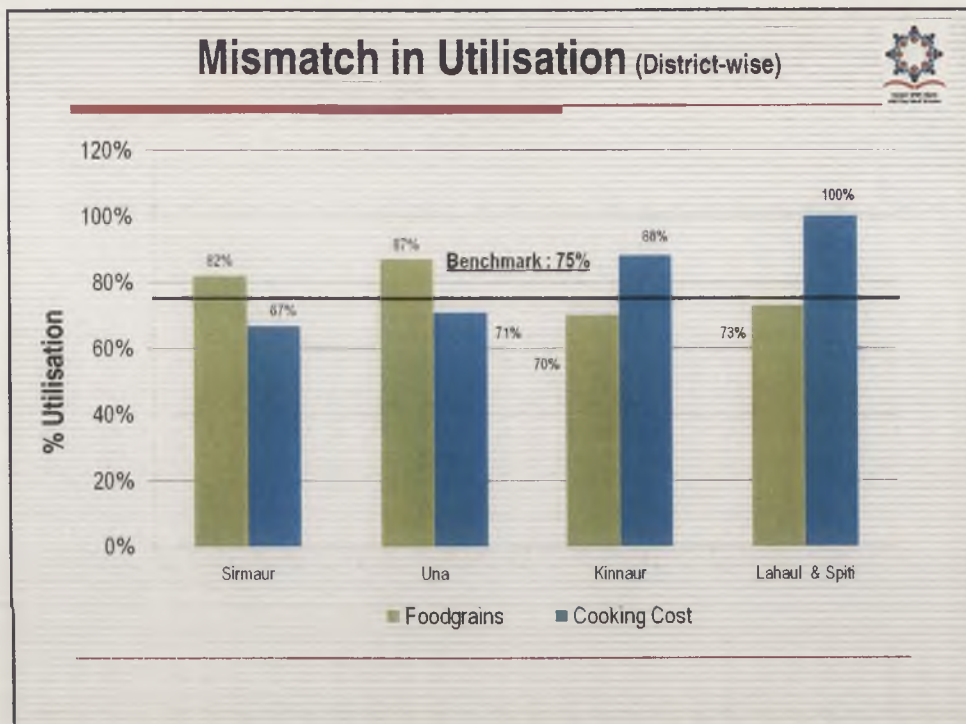


Focus Districts (Table No. 1.7 of AS) :  
**Excess Utilisation: Shimla (87%)**

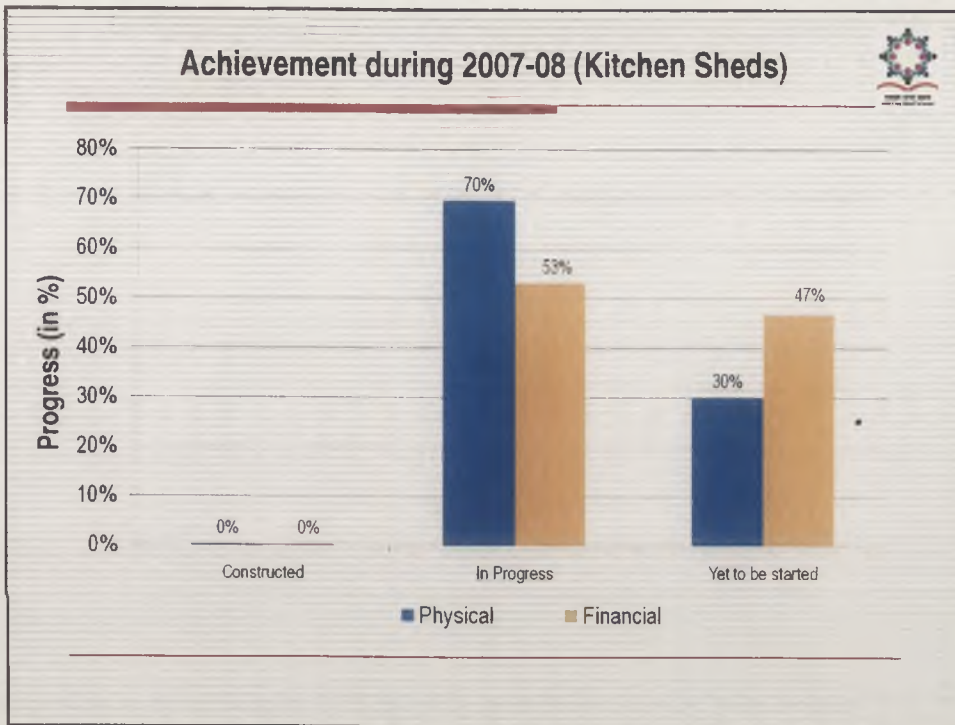
## Cooking cost disbursed to Districts



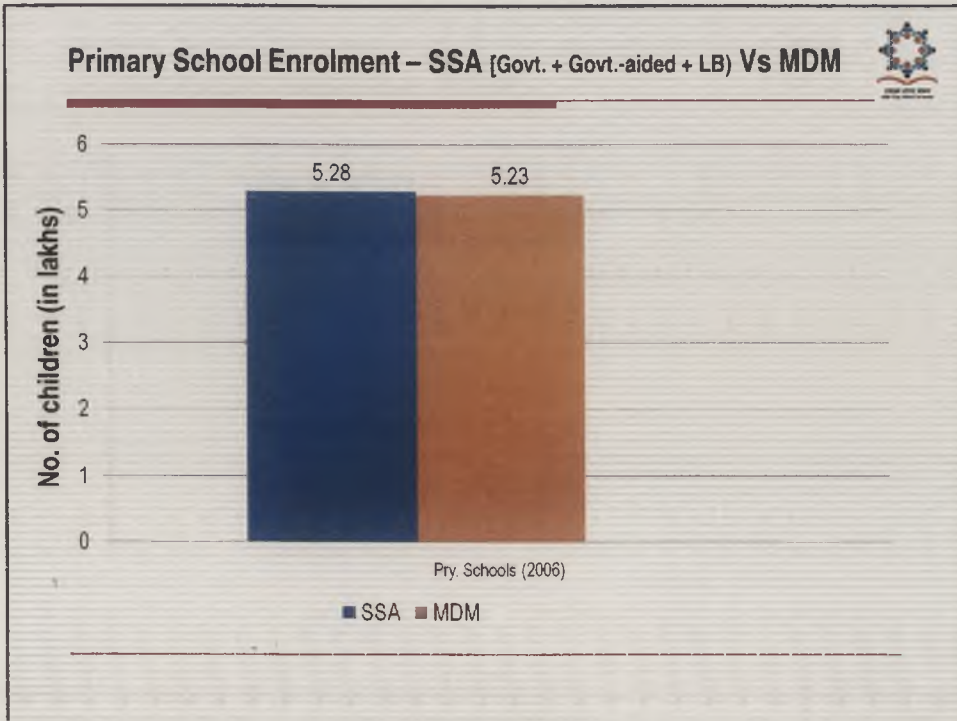


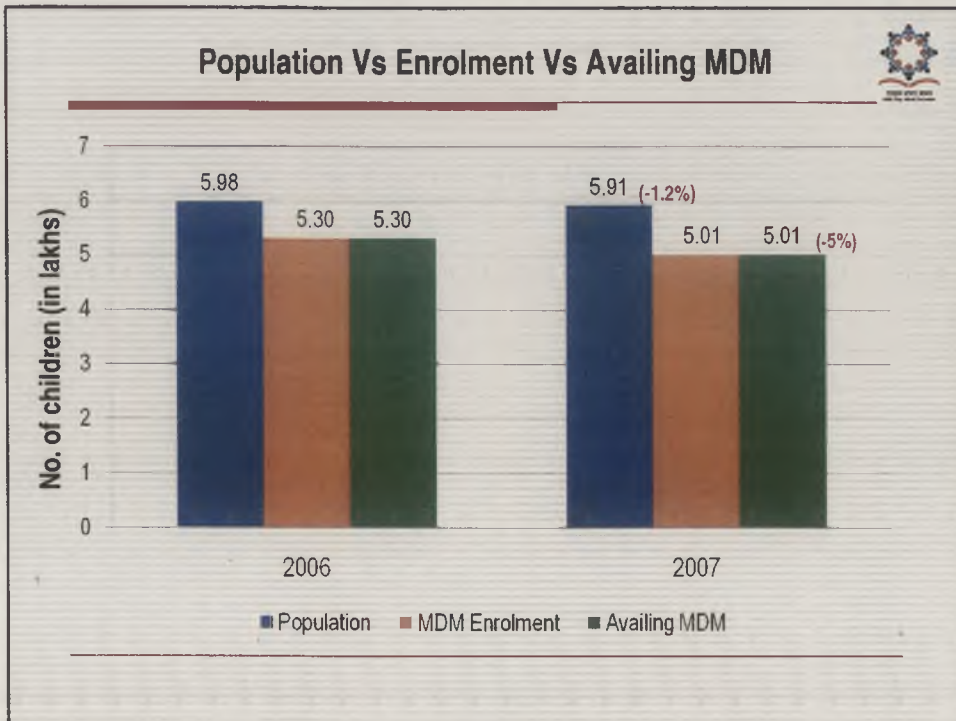
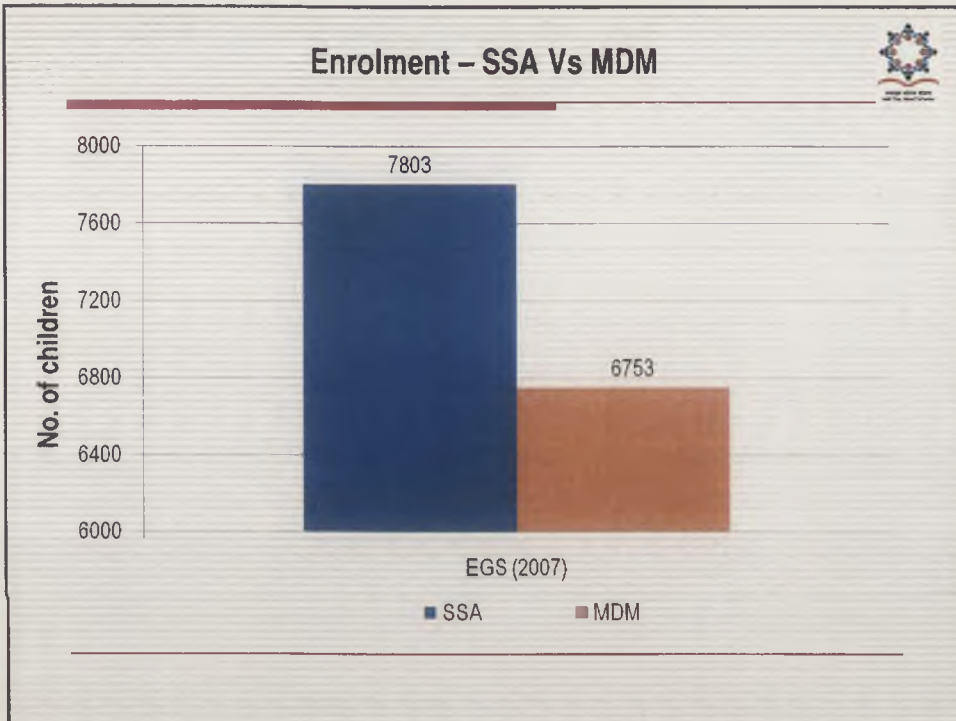






## Analysis of State's Proposal for 2008-09







मध्याह्न भोजन योजना  
Mid Day Meal Scheme

---

# Thank You



# Mid Day Meal Scheme



**MDM-PAB Meeting – Jammu & Kashmir**  
on 01.05.2008

**Ministry of HRD**  
**Government of India**



## Part-I



# Review of Implementation of MDMS in Jammu & Kashmir (1.4.2007 to 31.12.2007)

Ministry of HRD, Govt. of India

## Questions?



- ❖ What is the level of unspent balances as on 31.03.07?
- ❖ How regular the lifting of food grains? Is there any disruption/shortage in availability of food grains?
- ❖ What is the level of lifting?
- ❖ How about cooking cost? Was disbursed to Districts? What is the level of utilisation at school level?
- ❖ How synchronous utilisation of food grains and cooking cost?

..... contd

Ministry of HRD, Govt. of India

Contd .....

## Questions?



- ❖ How much MME was utilized? Under what activities?
- ❖ What is the progress in construction of Kitchen Sheds and procurement of kitchen devices?

### Part -II

- ❖ What is the trend in Enrollment and No. of children availing MDM from 2006 to 2007?
- ❖ How well MDM data compares with SSA data and Census data?

Ministry of HRD, Govt. of India

## Benchmarks



- ❖ Desirable stock in hand : 15% (+ or - 5%)
- ❖ Lifting of foodgrains [1.4.07 to 31.12.07]: 85% (+ or - 10%)
- ❖ Utilisation of foodgrains and cooking cost [1.4.07 to 31.12.07]: 75% (+ or - 10%)
- ❖ Every month 1/12th of foodgrains is lifted & distributed.
- ❖ Utilisation of foodgrains & cooking cost is synchronous.
- ❖ State's AWP&B is in accordance with M/HRD's guidelines.
- ❖ Data in the AWP&B is authentic, reliable & based on the records.

Ministry of HRD, Govt. of India

## Definitions



- ❖ % Utilisation =  $(\text{Utilisation} / \text{Allocation}) \times 100$
- ❖ Allocation means Gross Allocation before adjusting unspent balance - Requirement for the year
- ❖ Allocation for cooking cost includes both Central share & State's contribution (Total unit cost per meal)
- ❖ Utilisation means actual consumption / expenditure at school level :  
Not releases from higher level to lower level
- ❖ Unspent balances includes balance on hand at State, District, Block & School level

Ministry of HRD, Govt. of India

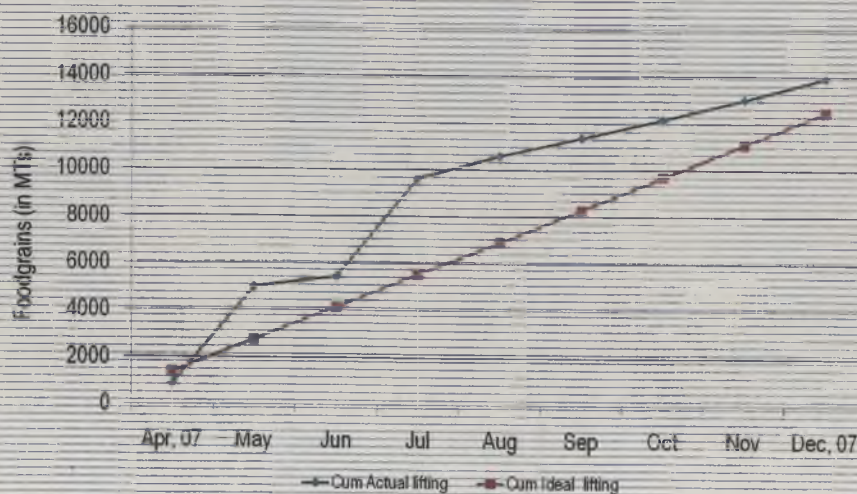
## No unutilized stock as on 31.3.2007 & 31.12.2007

□ It is unlikely since .....

- Unspent balance includes balance stock at District, Block and School levels. (As per the format supplied by MHRD vide Table-5 of AWP&B 2006-06)
- Entire allocation utilized during the period 01.04.06 to 31.03.07 and 01.04.07 to 31.12.07.
  - **All** the children availed mid day meal in **all** working days and thus, the attendance rate is **100%**.
- 21 & 9 working days in April 2007 and Jan 2008 respectively in J & K
- States/UTs are to ensure that a minimum of one-month buffer stock of foodgrains and cooking costs is available in each school. (As per MDM Guidelines, 2006 para 3.3 (iv))

Ministry of HRD, Govt. of India

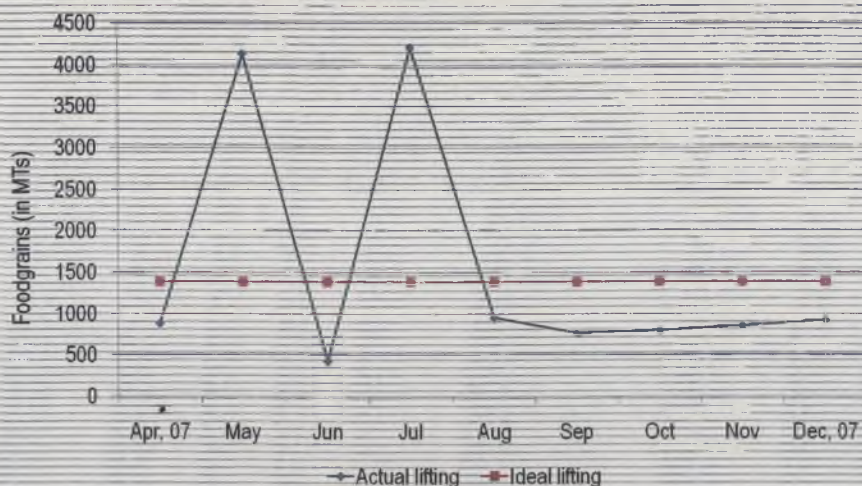
## Analysis: Foodgrains lifting (Month-wise cumulative)



Ministry of HRD, Govt. of India



### Analysis: Foodgrains lifting (Month-wise cumulative)



Ministry of HRD, Govt. of India

### Huge Unspent Balance of foodgrains

As on 31.3.2007

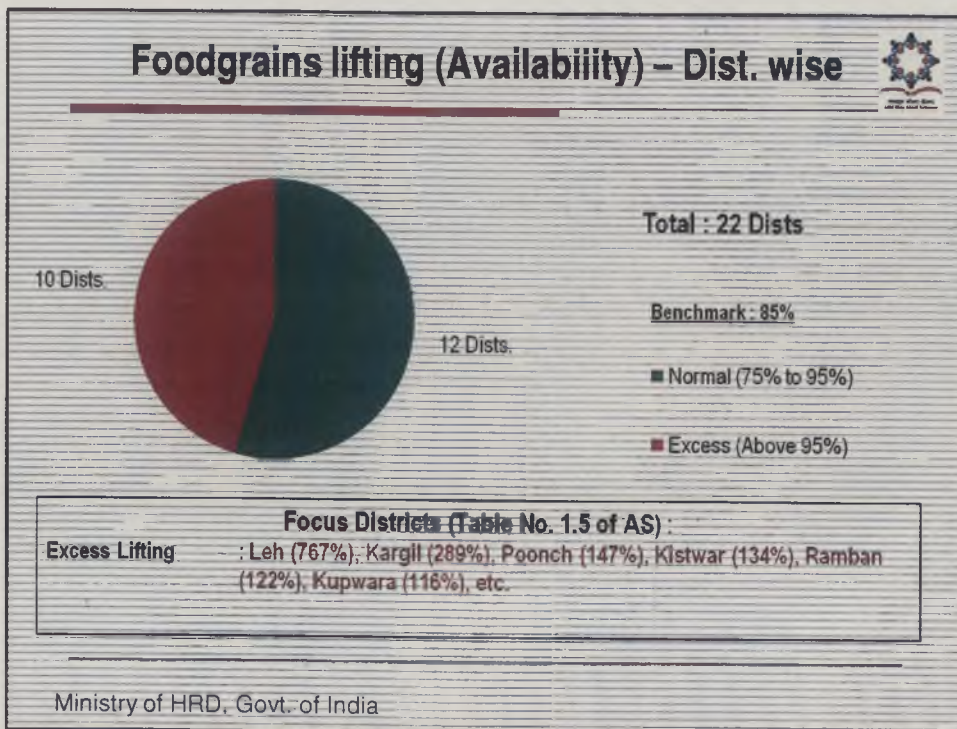
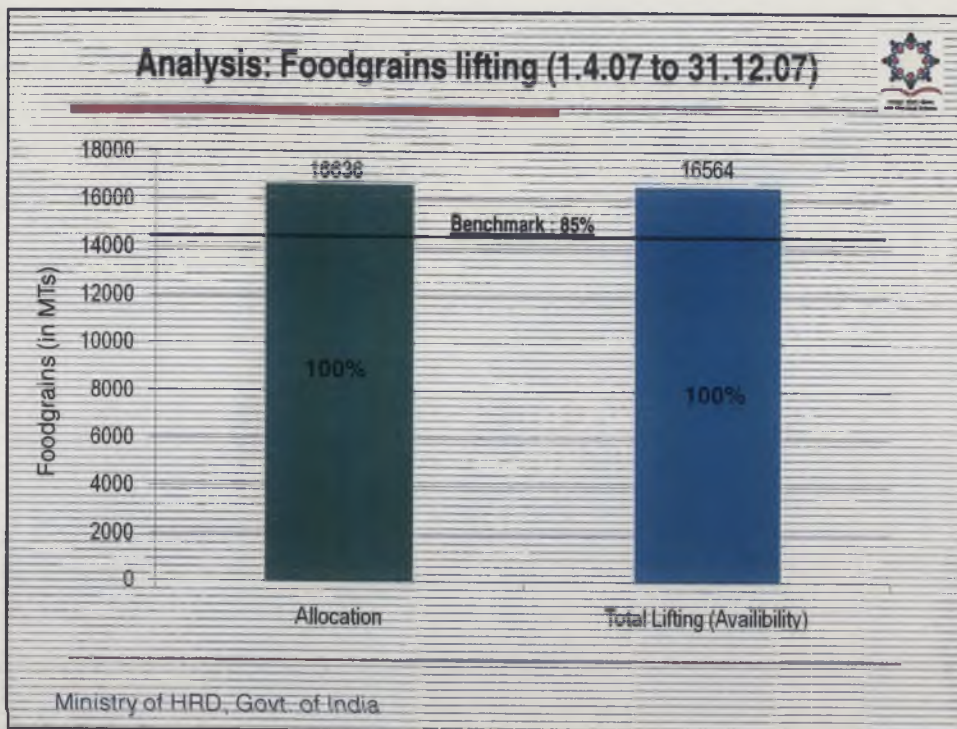
(Foodgrains in MTs)

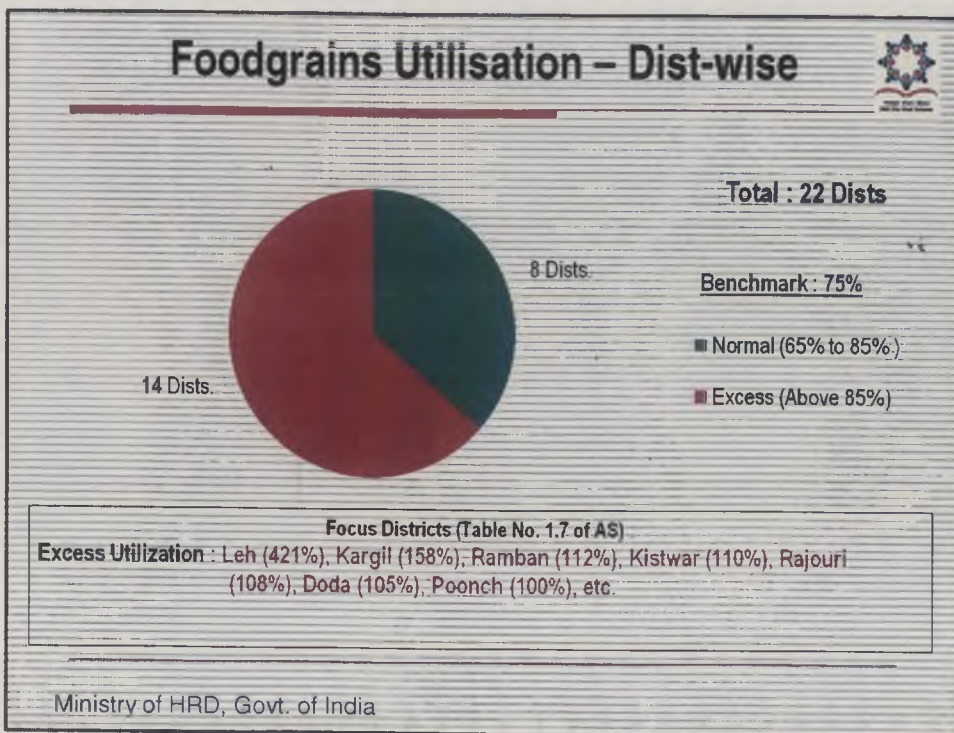
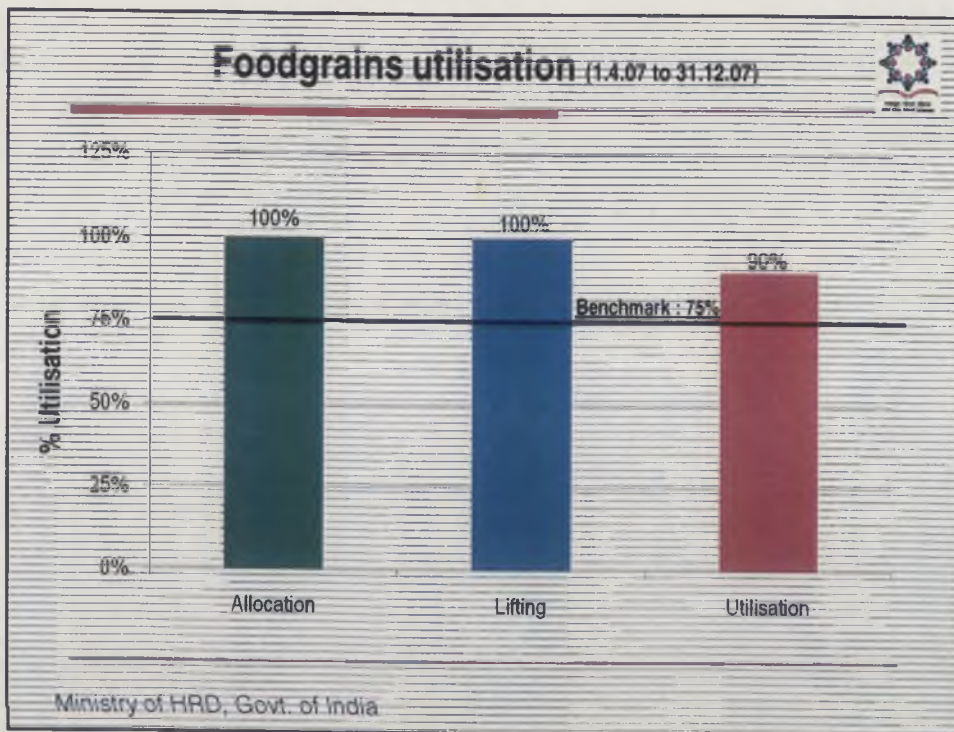
Sl. No.	Districts	USB as on 31.3.07	Annual Requirement	USB as % of Annual Requirement
1	Leh	98.40	14.75	667%
2	Kargil	131.01	99.53	132%
3	Kishtwar	187.82	423.38	44%

As on 31.12.2007

(Foodgrains in MTs)

Sl. No.	Districts	USB as on 31.12.07	Annual Requirement	USB as % of Annual Requirement
1	Leh	51.04	14.75	346%
2	Kargil	131.01	99.53	132%
3	Poonch	432.68	918.67	47%





**Foodgrains Allocation, Lifting & Utilization (1.10.07 to 31.12.07)**  
**[UPPER PRIMARY]**



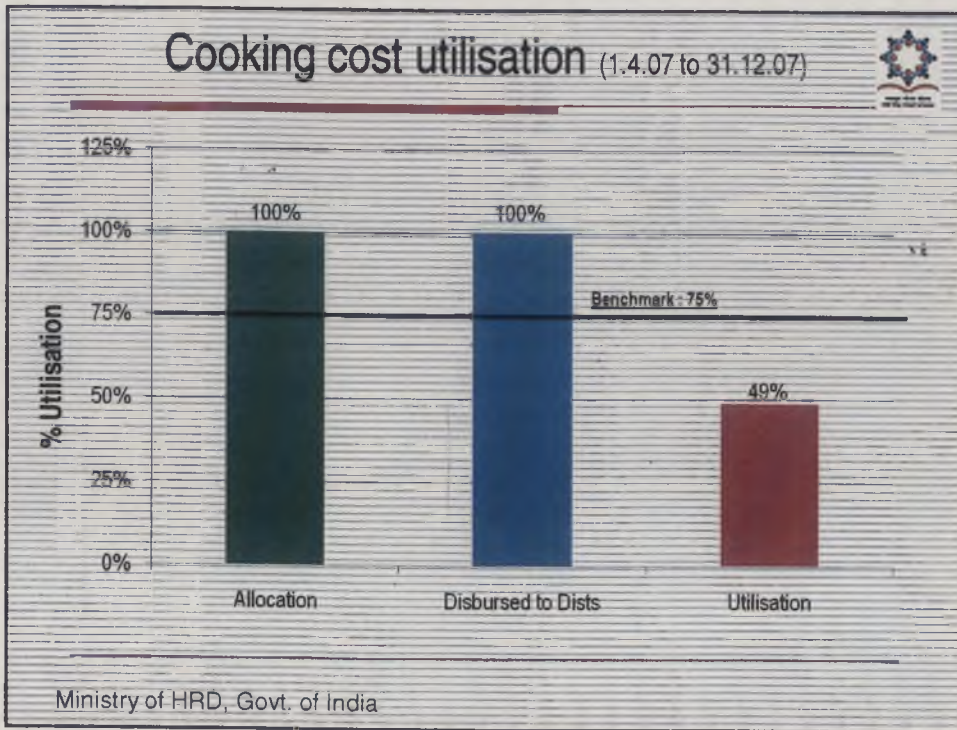
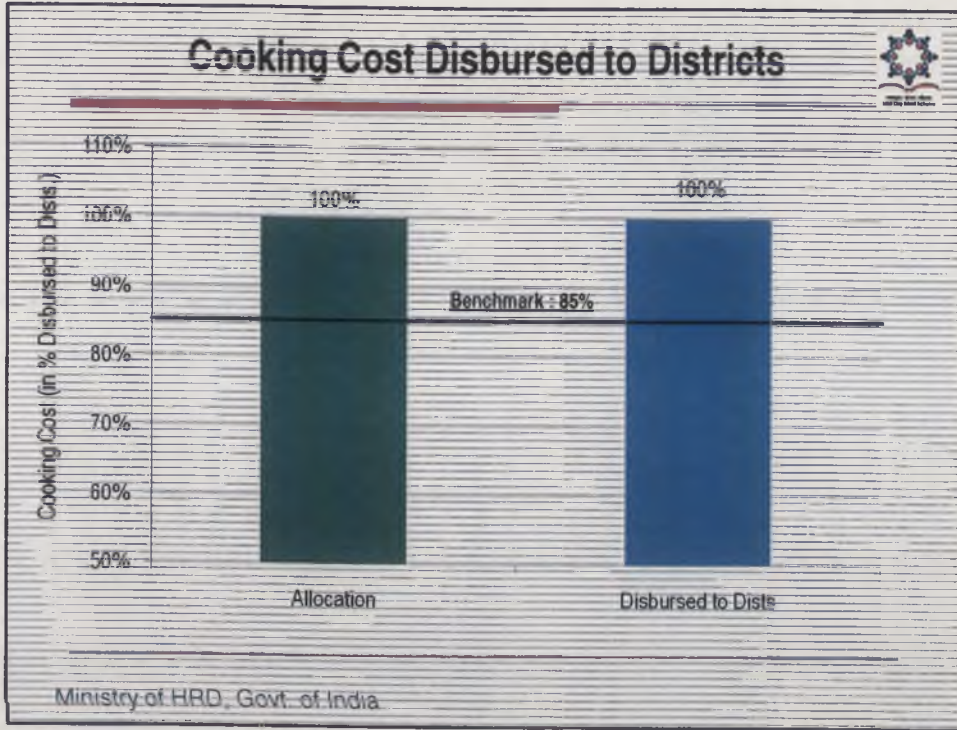
Ministry of HRD, Govt. of India

**Foodgrains Utilisation – Dist-wise**  
**[UPPER PRIMARY]**



1-Dist

Total : 22 Dists

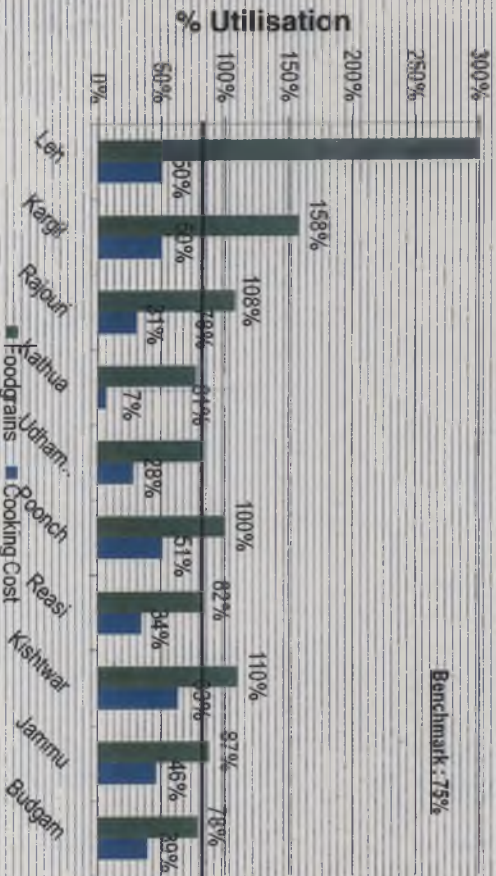


**Focus Districts (Table No. 2.7 of ASI)**

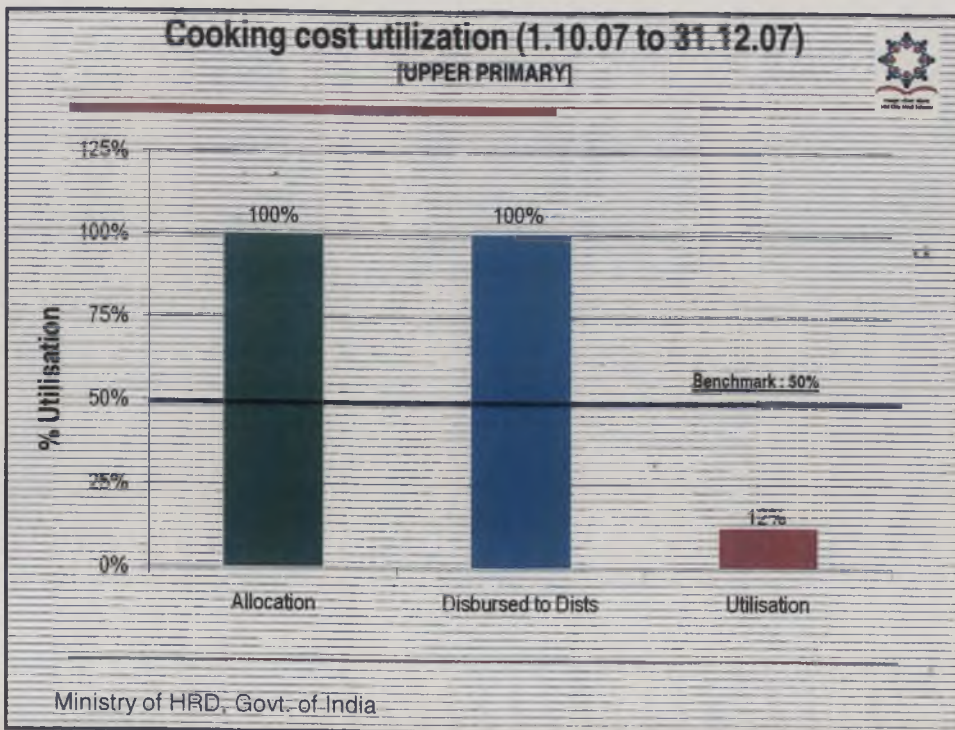
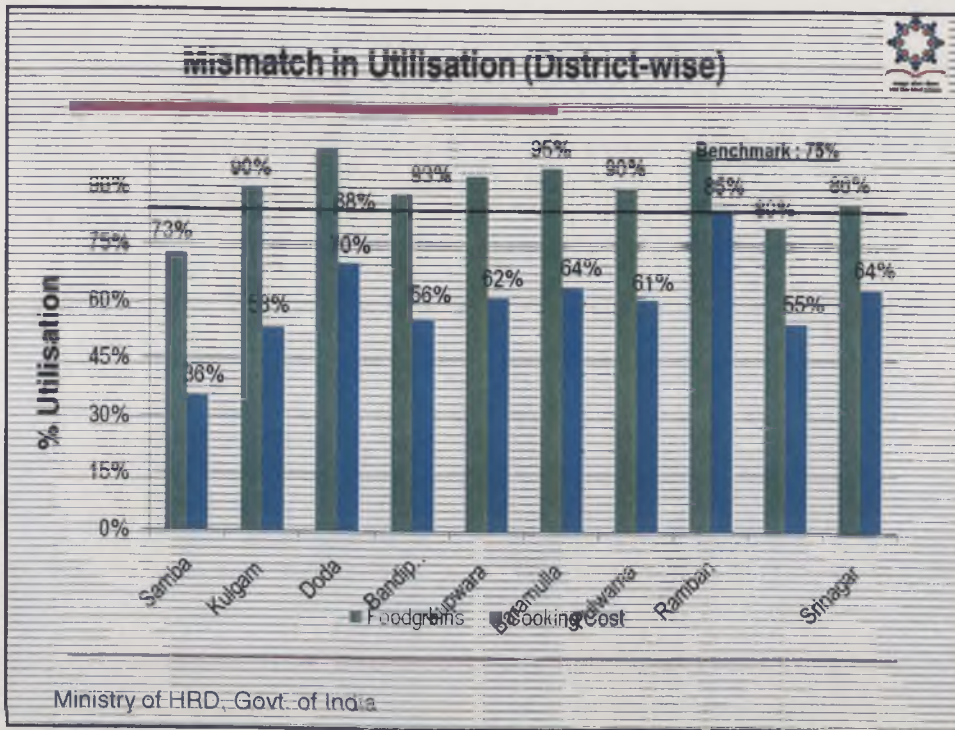
**Very Low Utilisation** : Kathua (7%), Udhampur (28%), Rajouri (31%), Reasi (34%), Samba (36%), Budgam (39%)  
**Excess Utilisation** : Ramban(85%), Shopian(79%) etc

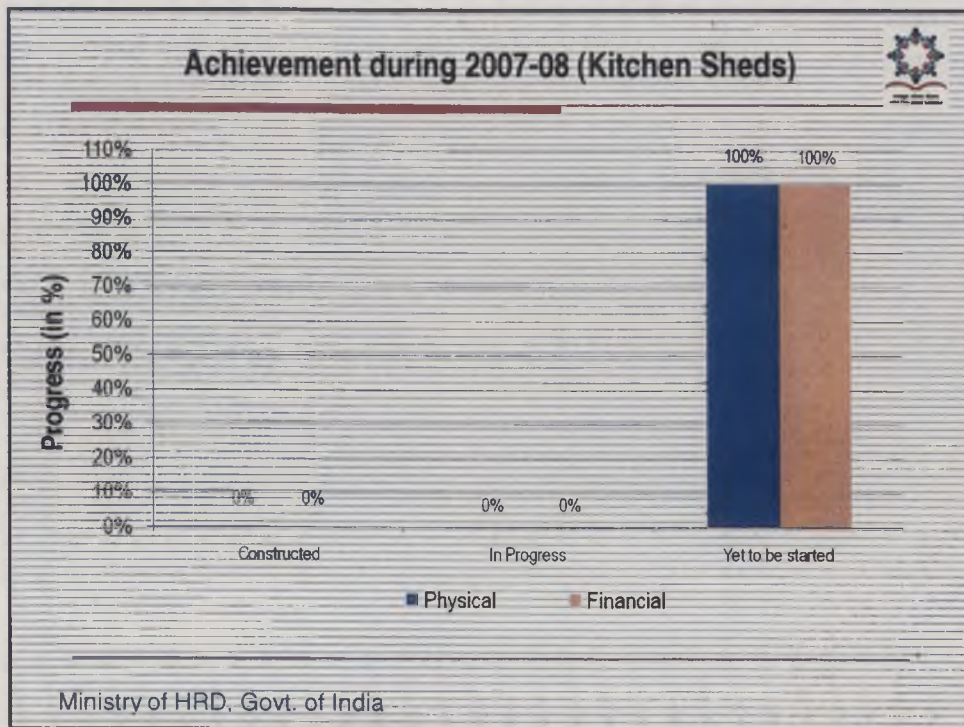
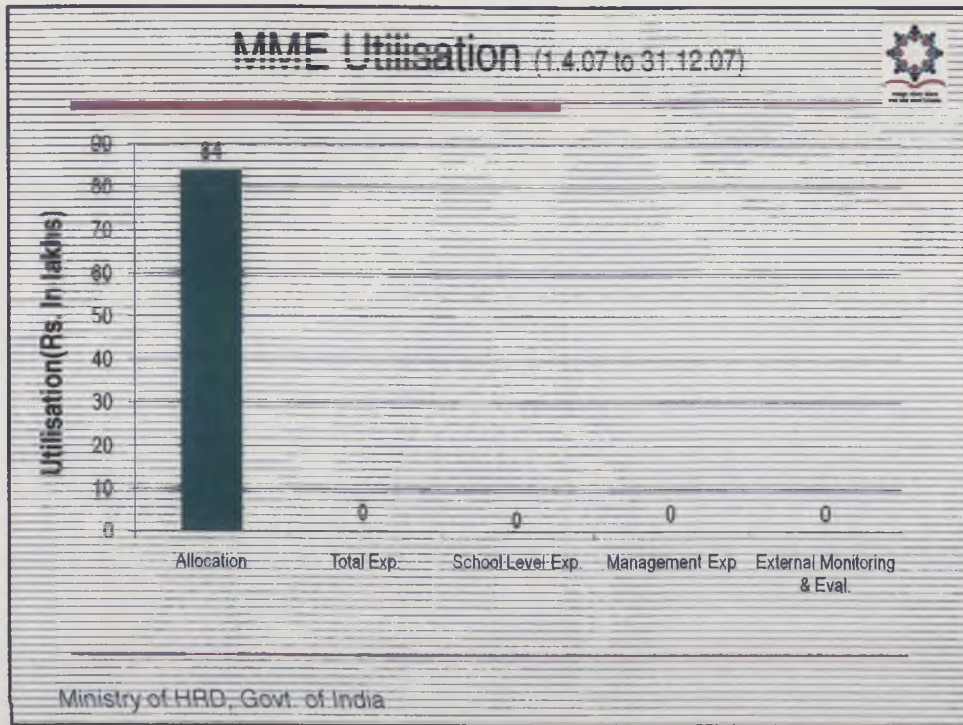
Ministry of HRD, Govt. of India

**Mismatch in Utilisation (District-wise)**

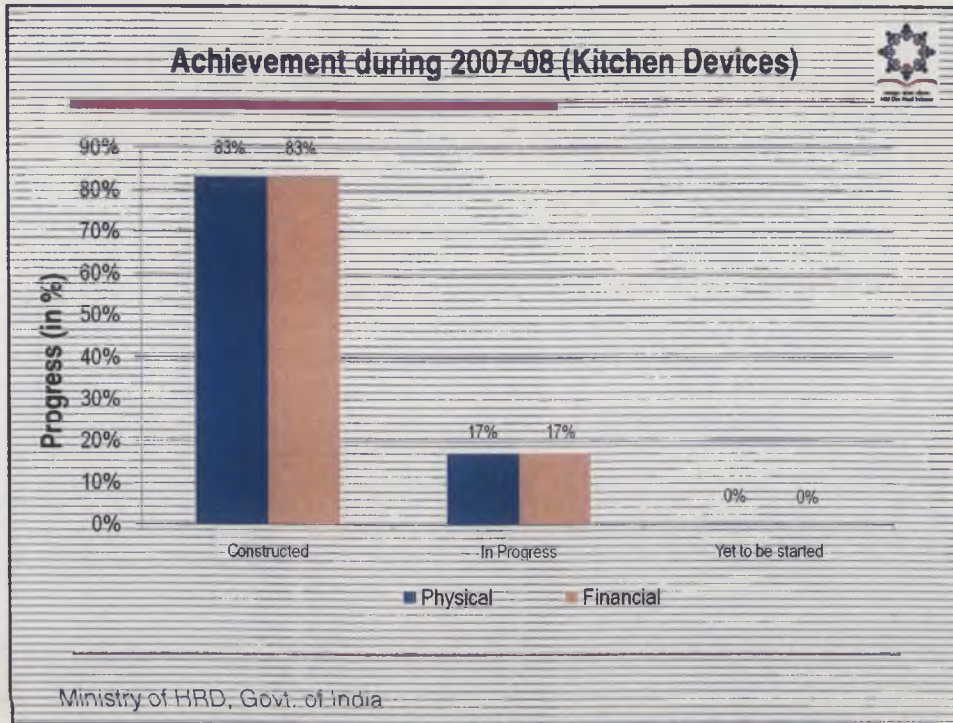


Ministry of HRD, Govt. of India









### Performance Score card – A Summary

Sl. No.	Component	Achievement	Benchmark
1.	Foodgrains Lifting	100%	85%
2.	Foodgrains Utilisation	90%	75%
3.	Cooking Cost Utilisation	49%	75%
4.	MME Utilisation	0%	75%
5.	Kitchen Shed construction	0%	100%
6.	Kitchen Devices procurement	83%	100%
7.	UC for foodgrains	NIL	4 nos.
8.	QPRs	NIL	11 nos.
9.	ATR on MI Report	NIL	3 nos.

Ministry of HRD, Govt. of India

**Observation by Monitoring Institution:**  
**(University of Jammu)**

---

- 18% of the schools were not serving meals daily.
- In 29% of schools, no cooks were there and children used to prepare meal on their own.
- In 89% of schools in Jammu and 94% of schools in Kathua, kitchen sheds are not available. Cooking was done in open place.

Ministry of HRD, Govt. of India

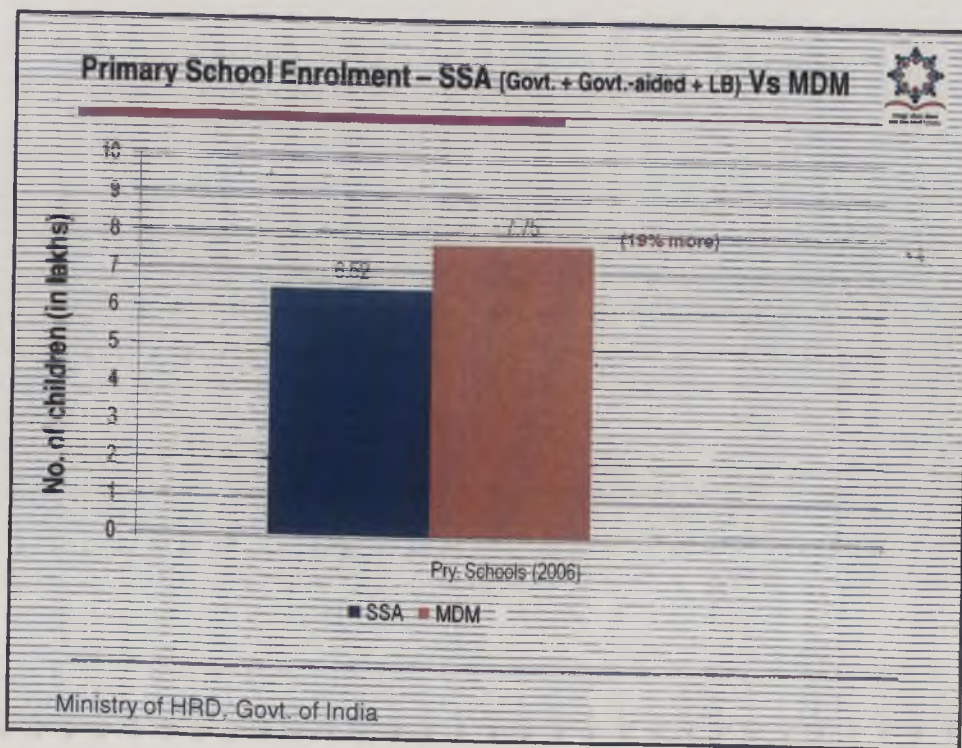
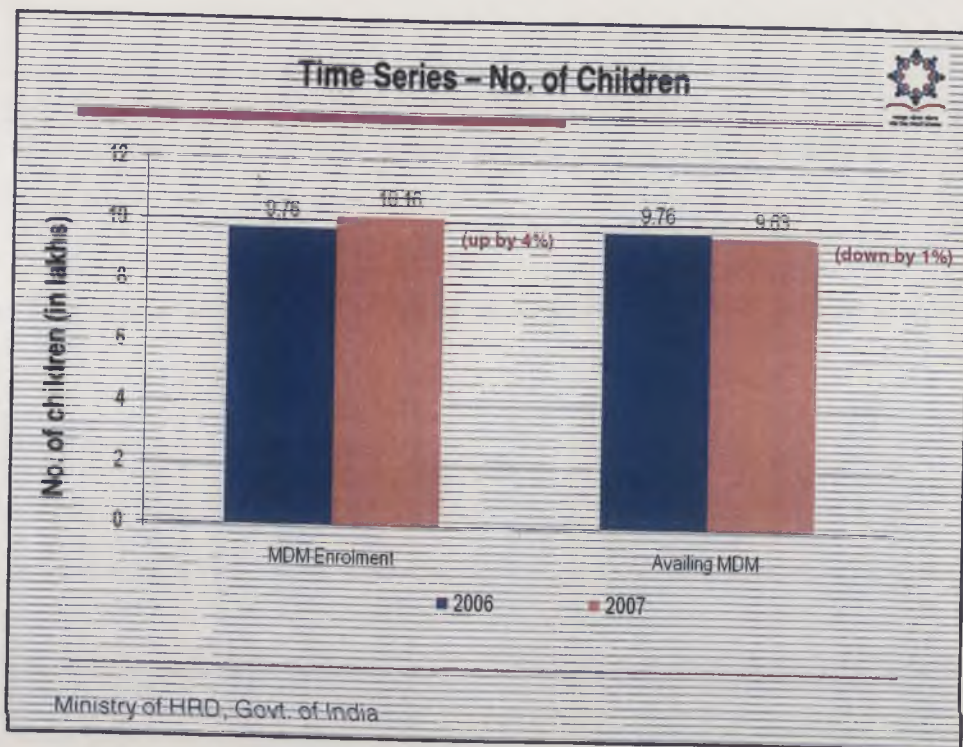
Contd.....

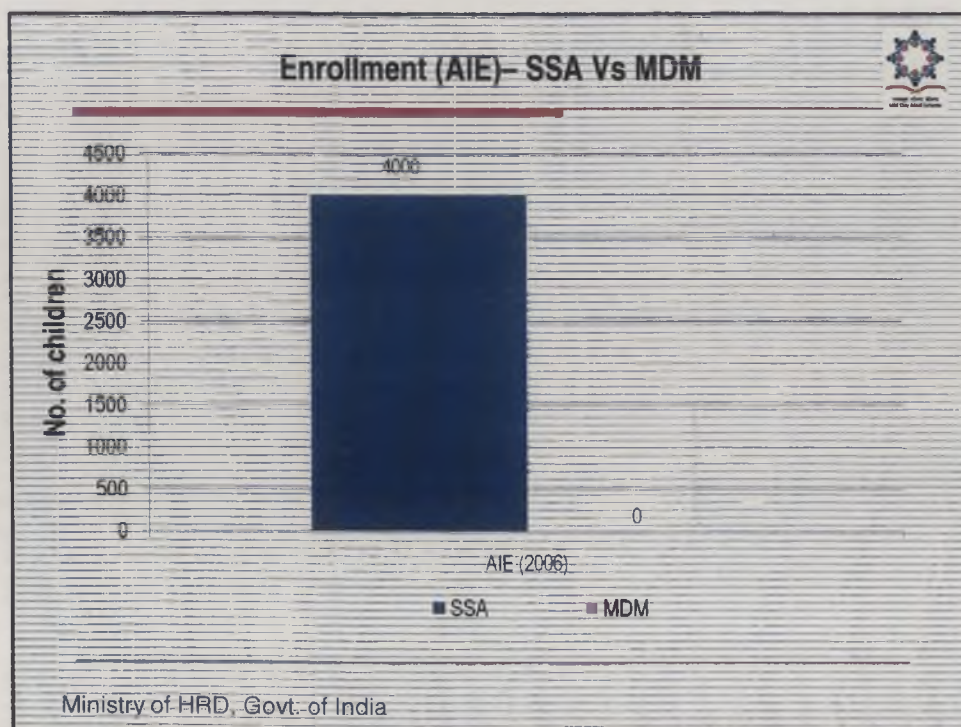
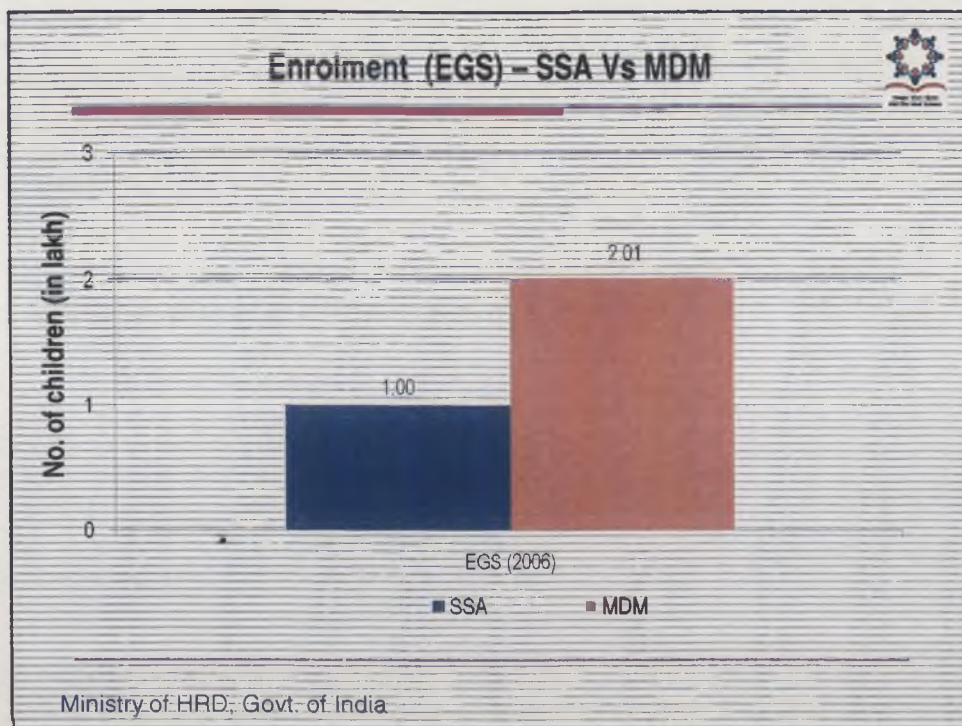


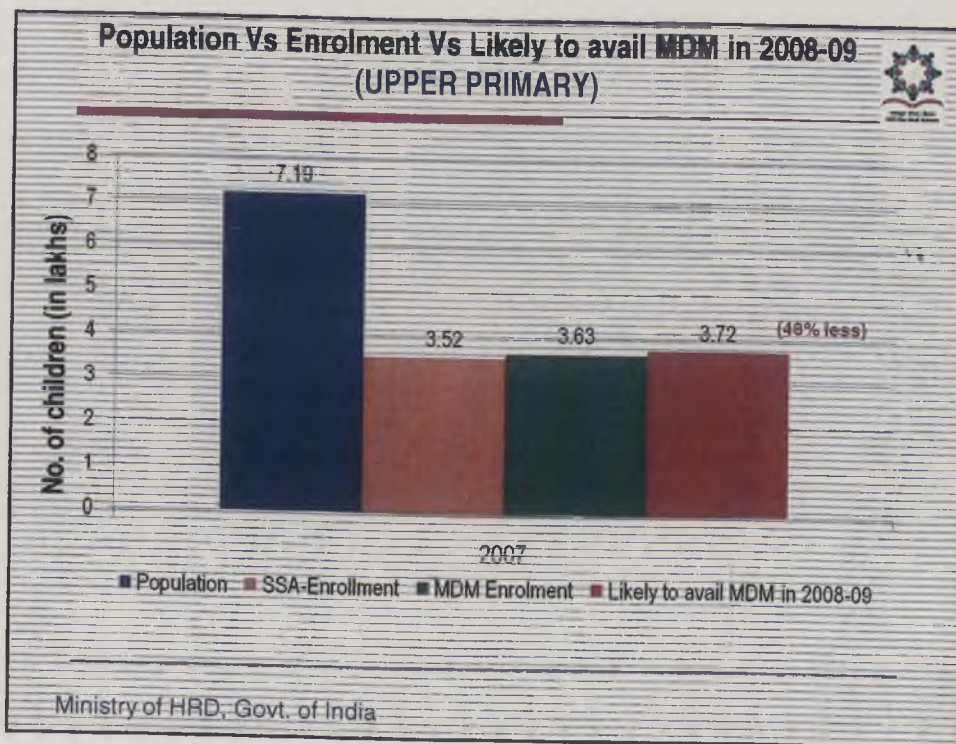
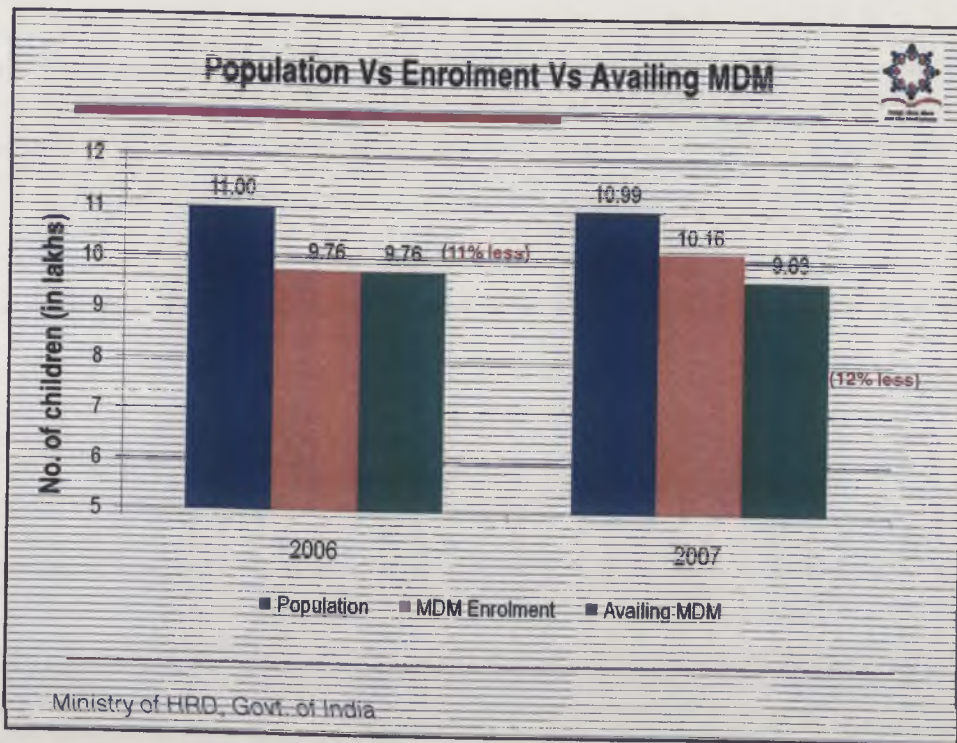
---

## **Analysis of State's Proposal for 2008-09**

Ministry of HRD, Govt. of India









**Thank You**



Ministry of HRD, Govt. of India




**Mid Day Meal Scheme**

मध्याह्न भोजन योजना  
Mid Day Meal Scheme

**MDM-PAB Meeting – Lakshadweep**  
on 01.05.2008

**Ministry of HRD**  
Government of India



Part-I

---

**Review of Implementation of  
MDMS in Lakshadweep**  
(1.4.2007 to 31.12.2007)

Ministry of HRD, Govt. of India

## Functioning of MDM in Lakshadweep ???

---

- No foodgrains lifted in 2007-08.
- Cooking cost could not be released in 2006-07 and 2007-08 even though allocation was made.
- For want of UC for Rs. 20.09 lakh released as cooking cost during 2005-06.
- No provision in the UT Budget 2008-09 towards Cooking Cost.

Ministry of HRD, Govt. of India

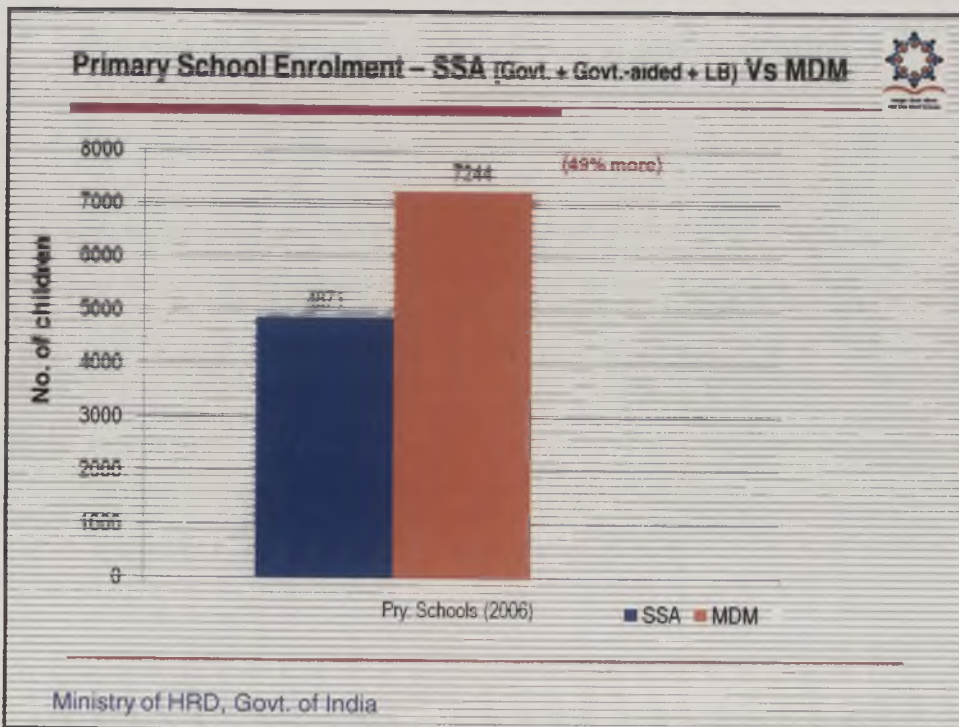
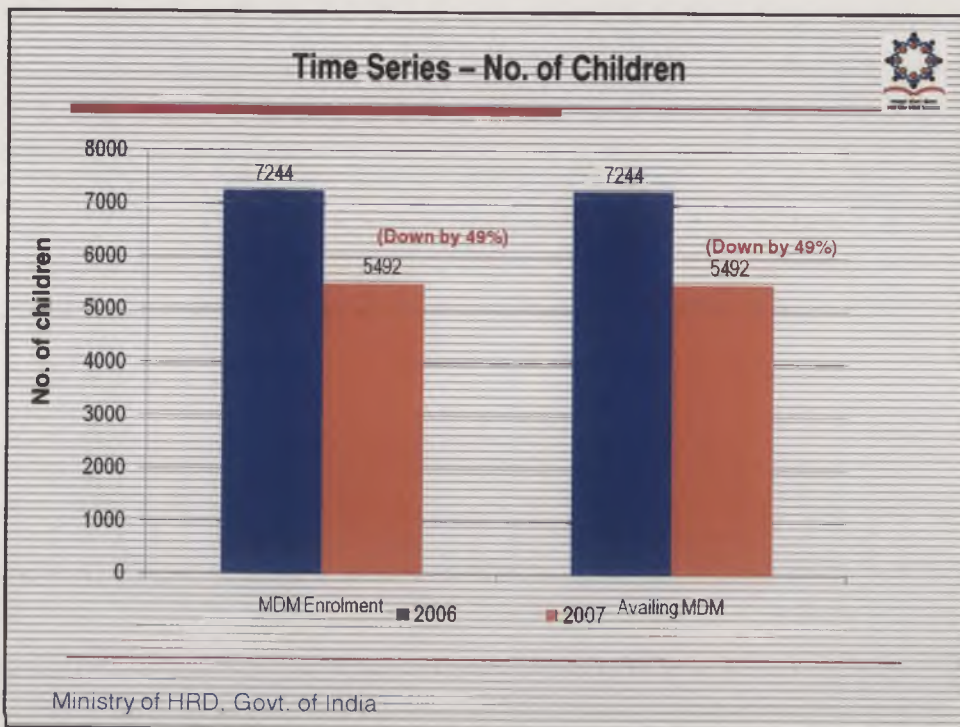


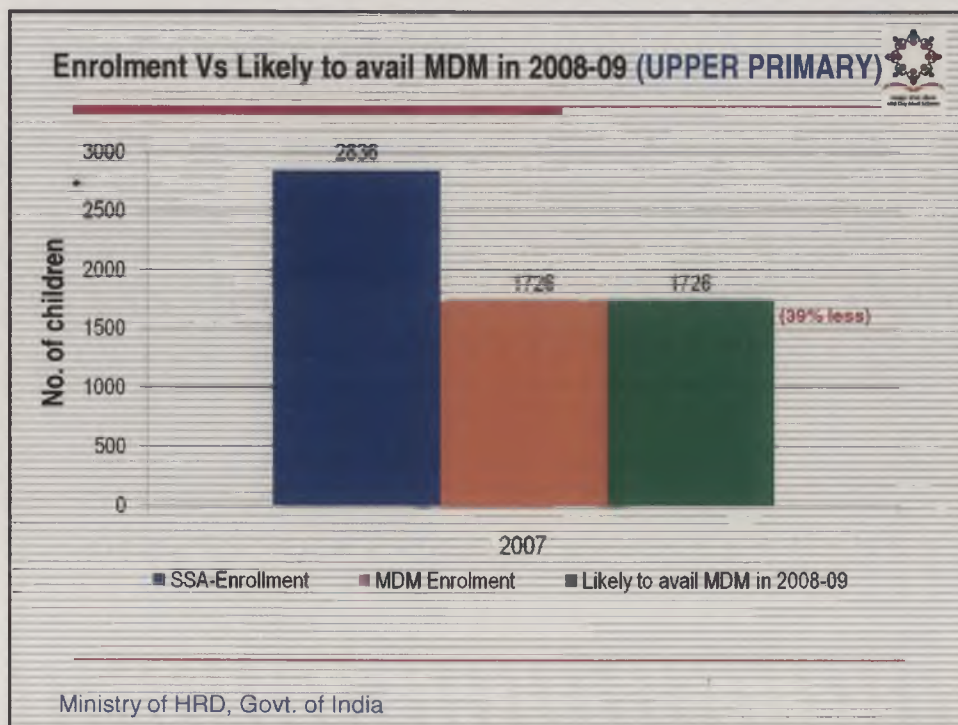
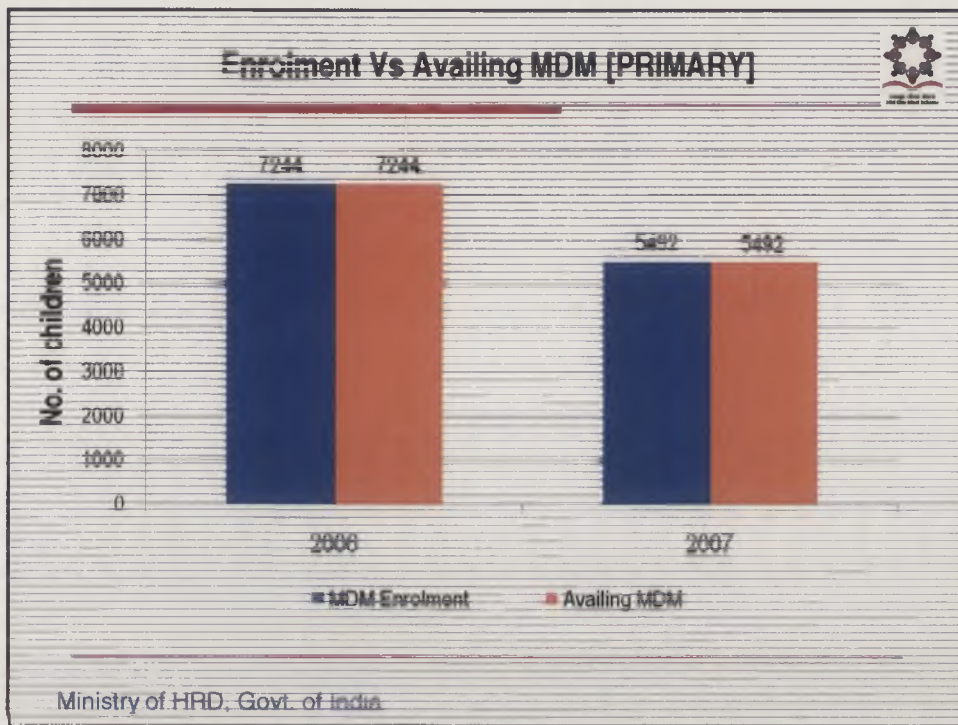
---

## Analysis of State's Proposal for 2008-09

Ministry of HRD, Govt. of India









---

# Thank You



Ministry of HRD, Govt. of India



## Mid Day Meal Scheme

**MDM-PAB Meeting – Madhya Pradesh  
on 10.04.2008**

**Ministry of HRD  
- Government of India**



Part-I

## **Review of Implementation of MDMS in Madhya Pradesh (1.4.2007 to 31.12.2007)**

## Questions?



- ❖ What is the level of unspent balances as on 31.03.07?
- ❖ How regular the lifting of food grains? Is there any disruption/shortage in availability of food grains?
- ❖ What is the level of lifting?
- ❖ How about cooking cost? Was disbursed to Districts? What is the level of utilisation at school level?
- ❖ How synchronous utilisation of food grains and cooking cost?

..... contd

Contd .....

## Questions?



- ❖ How much MME was utilized? Under what activities?
- ❖ What is the progress in construction of Kitchen Sheds and procurement of kitchen devices?

### Part -II

- ❖ What is the trend in Enrollment and No. of children availing MDM from 2006 to 2007?
- ❖ How well MDM data compares with SSA data and Census data?

## Benchmarks

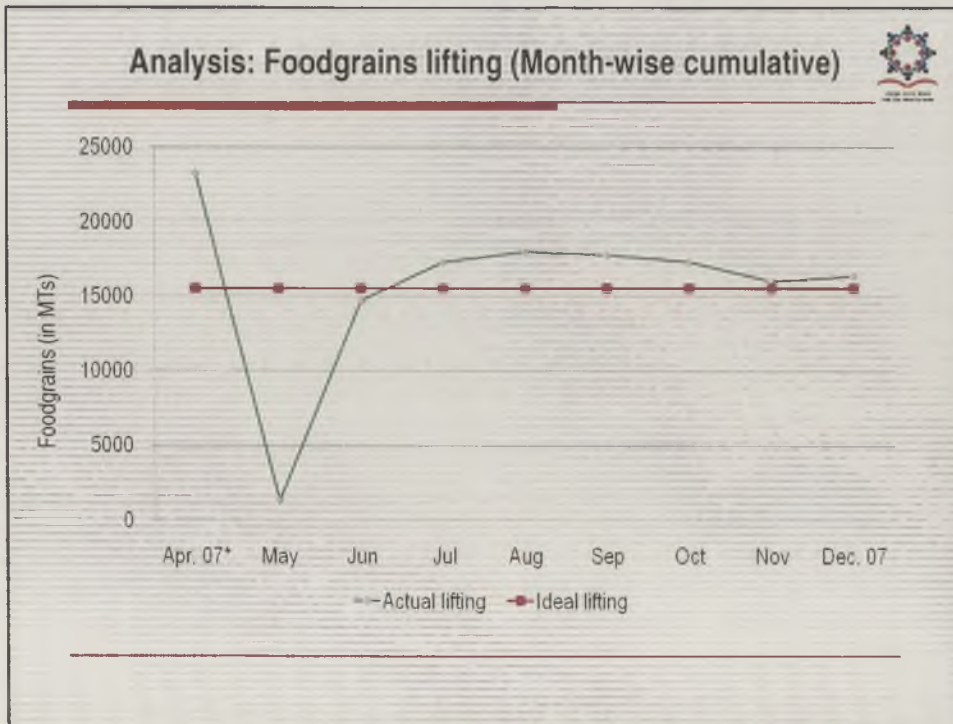
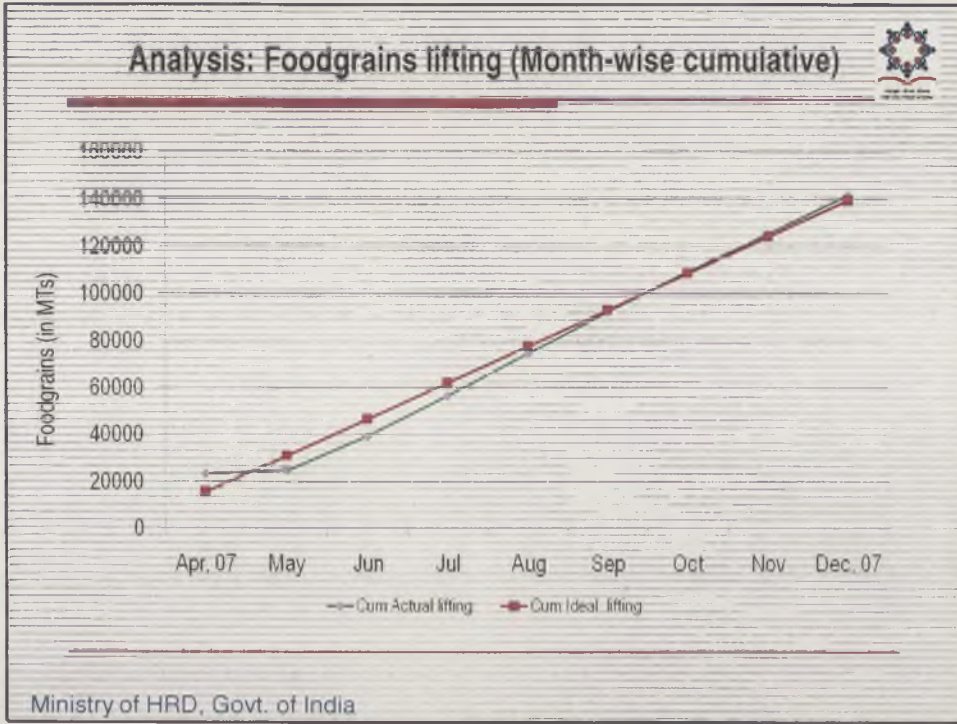


- ❖ Desirable stock in hand : 15% (+ or - 5%)
- ❖ Lifting of foodgrains [1.4.07 to 31.12.07]: 85% (+ or - 10%)
- ❖ Utilisation of foodgrains and cooking cost [1.4.07 to 31.12.07]: 75% (+ or - 10%)
- ❖ Every month 1/12th of foodgrains is lifted & distributed.
- ❖ Utilisation of foodgrains & cooking cost is **synchronous**.
- ❖ State's AWP&B is in accordance with M/HRD's guidelines.
- ❖ Data in the AWP&B is **authentic, reliable & based on the records**.

## Definitions



- ❖ % Utilisation = (Utilisation / Allocation) x 100
- ❖ Allocation means Gross Allocation before adjusting unspent balance – Requirement for the year
- ❖ Allocation for cooking cost includes both Central share & State's contribution (Total unit cost per meal)
- ❖ Utilisation means actual consumption / expenditure at school level : Not releases from higher level to lower level
- ❖ Unspent balances includes balance on hand at State, District, Block & School level



### Unspent Balance of foodgrains as on 31.12.07

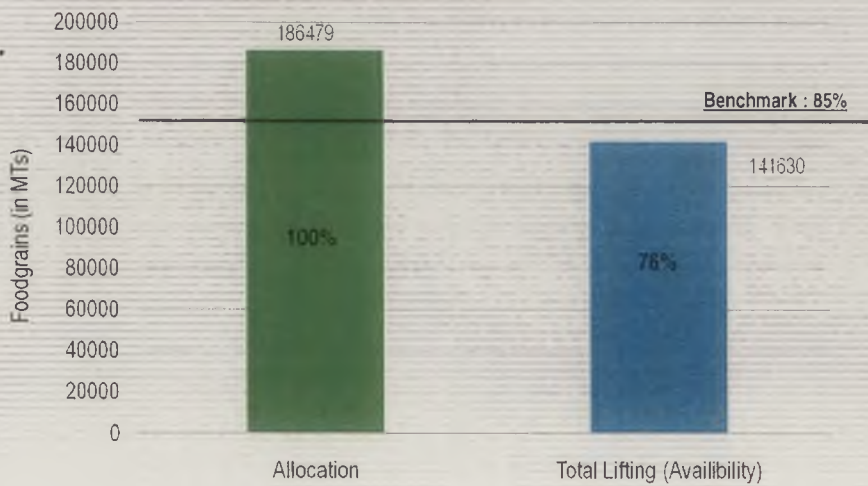
(Foodgrains in MTs)

Sl. No.	Districts	USB as on 31.12.07	Annual Requirement	USB as % of Annual Requirement
1	2	3	4	5
	<b>Madhya Pradesh</b>	<b>186479</b>	<b>21997</b>	<b>12%</b>
1	Katni	1544	2571	60%
2	Datia	1193	1627	73%

> 15 Districts shows **NIL** unspent balance as on 31.3.2007. It is unlikely because:

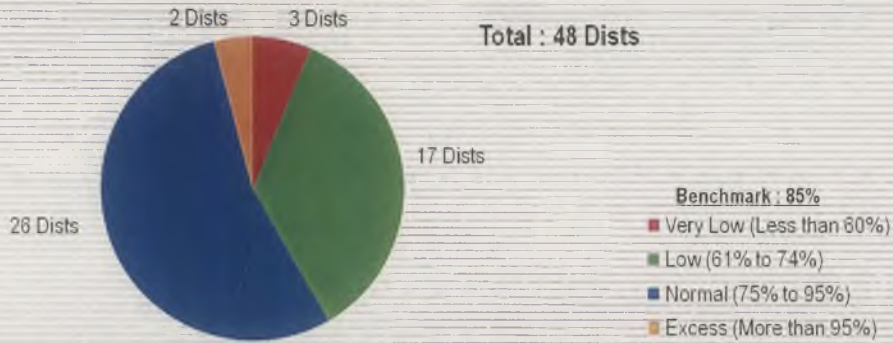
- USB includes stock at school, block and district level.
- It shows 100% attendance for mid day meal.
- 23 working days in January 2008.
- Requirement to maintain one month buffer stock.

### Analysis: Foodgrains lifting (1.4.07 to 31.12.07)



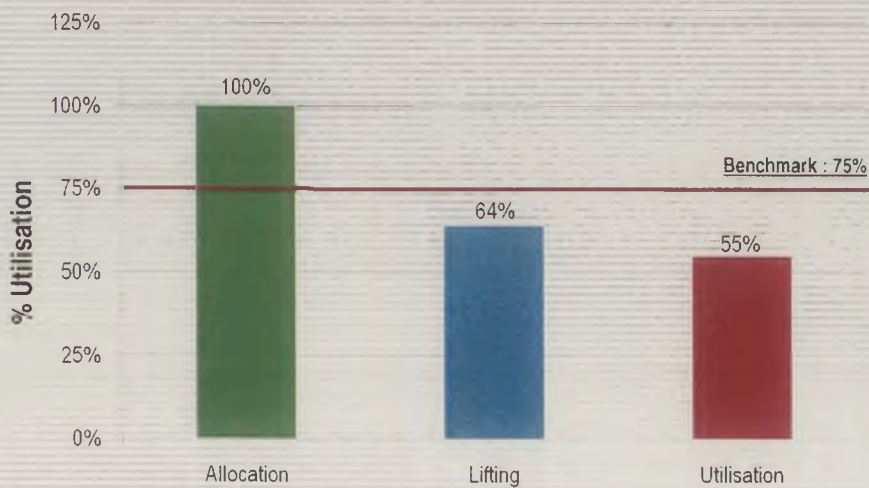


### Foodgrains lifting (Availability) – Dist-wise

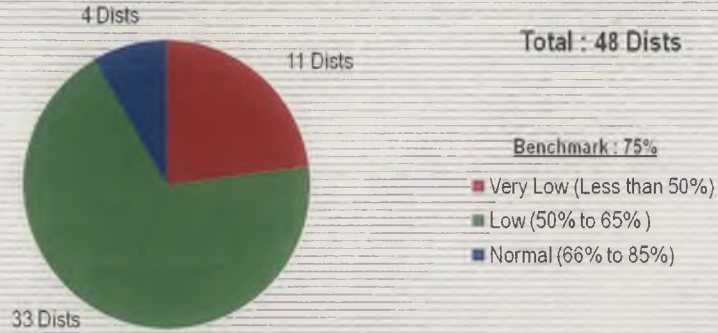


**Focus Districts (Table No. 1.iv of AS) :**  
**Low Lifting: Burhanpur (53%), Bhopal (57%), Sidhi (59%)**  
**Excess Lifting: Datia(104%), Katni (119%)**

### Foodgrains utilisation (1.4.07 to 31.12.07)



## Foodgrains Utilisation – Dist-wise



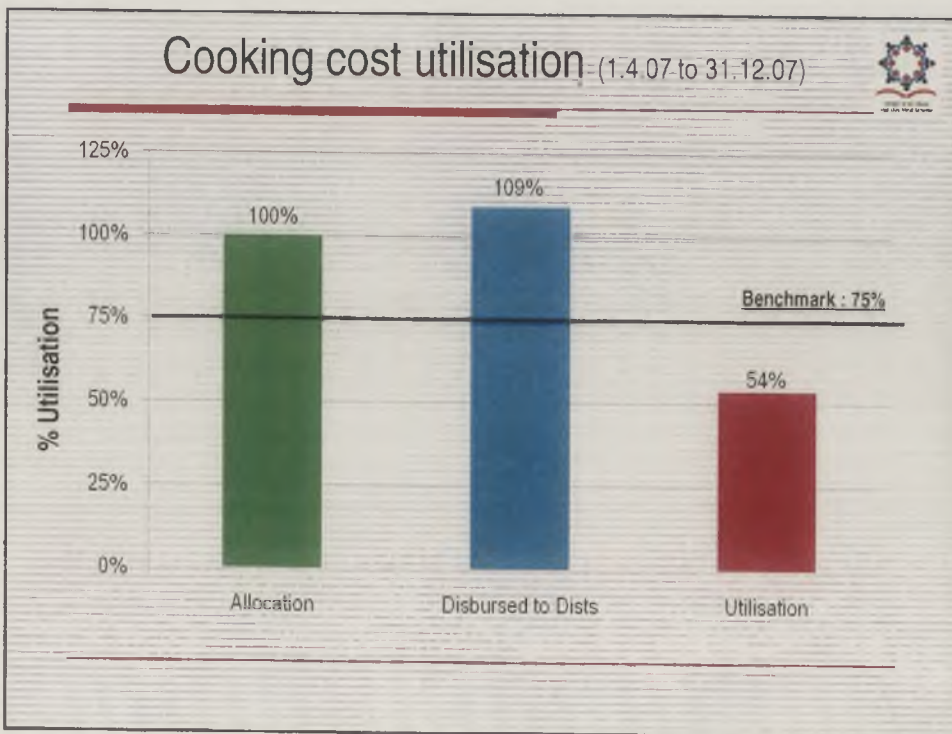
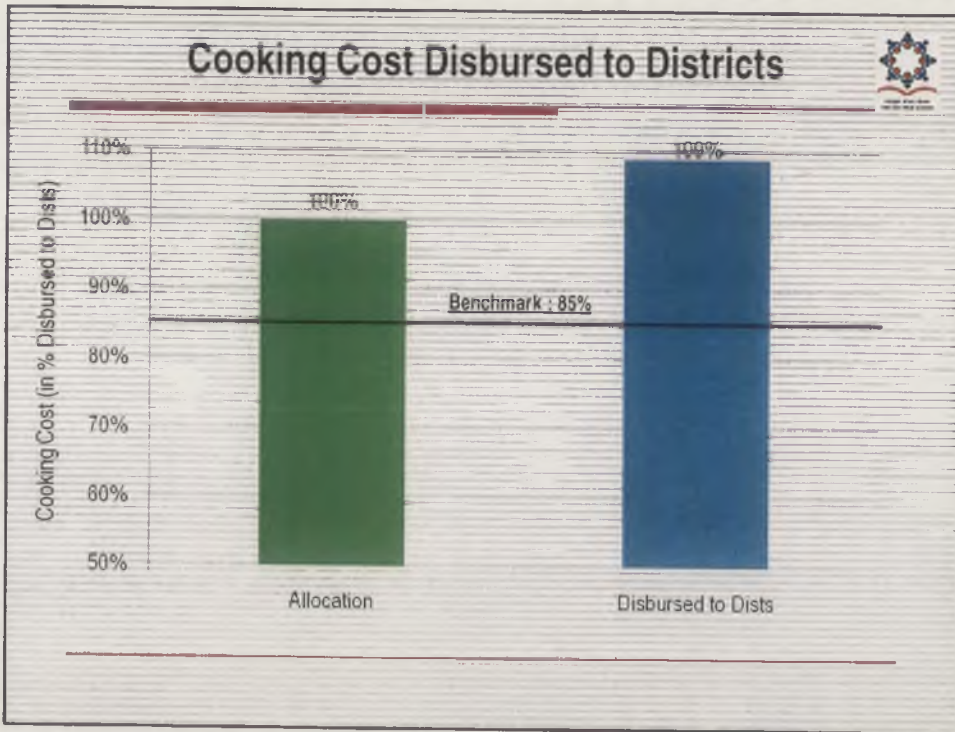
### Focus Districts (Table No. 1.vi of AS)

Low Utilisation: Bhopal (40%), Rajgarh (41%), Balaghat (43%), Vidhisha (44%), Indore (45%), Anoopur (46%), Jhabua (47%), Burhanpur (47%), Damoh (48%), Mandsaur (48%) and Harda (49%)

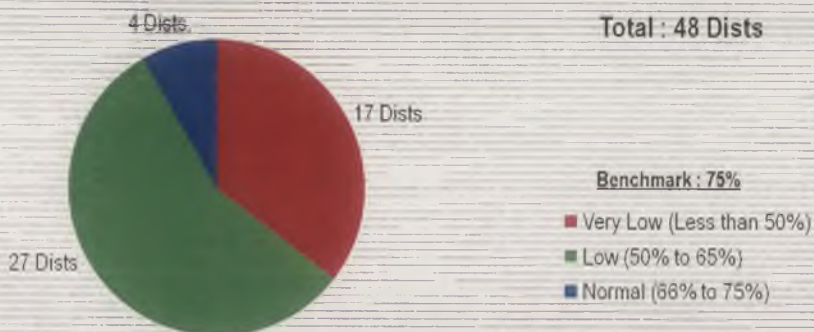
## Unspent Balance of Cooking Cost as on 31.3.07

(Rs. In lakh)

Sl. No.	Districts	USB as on 31.3.07	Annual Requirement	USB as % of Annual Requirement
1	2	3	4	5
	Madhya Pradesh	15757	37296	42%
1	Bhopal	779.32	670.41	116%
2	Tikamgarh	816.06	927.85	88%
3	Gwalior	649.82	794.97	82%
4	Raisen	591.68	732.40	81%

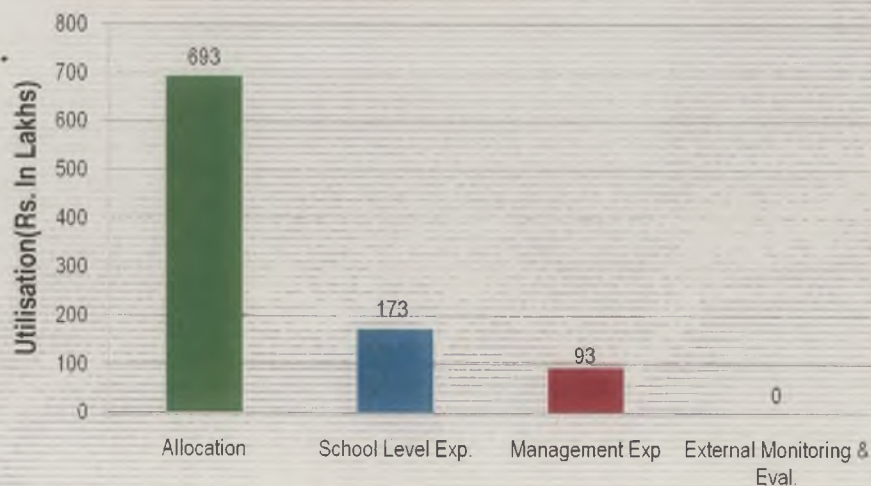


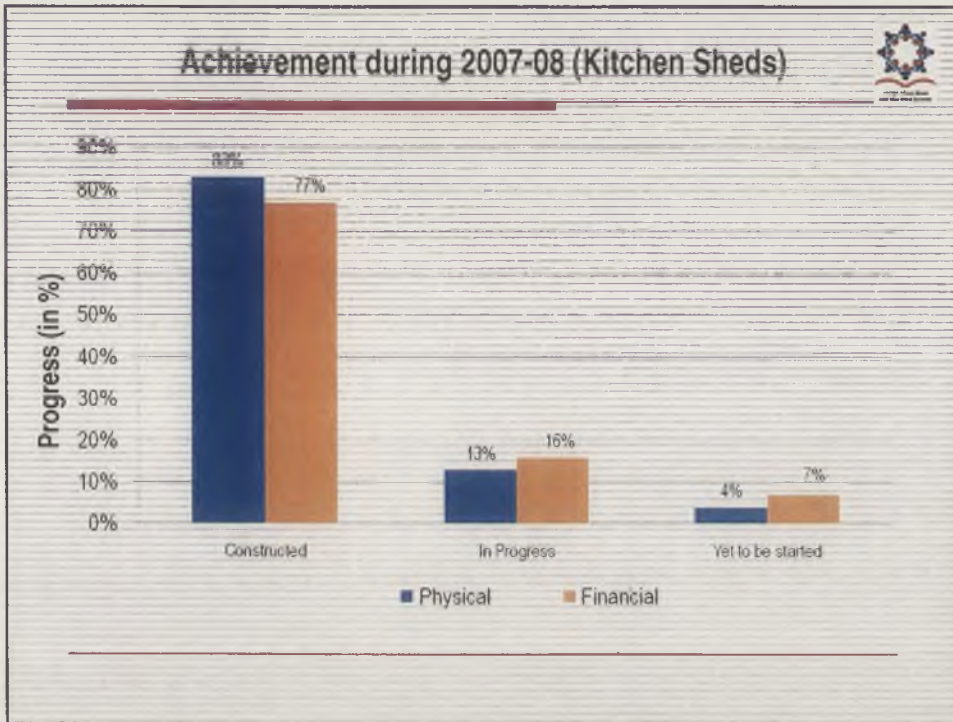
## Cooking Cost Utilisation – Dist-wise



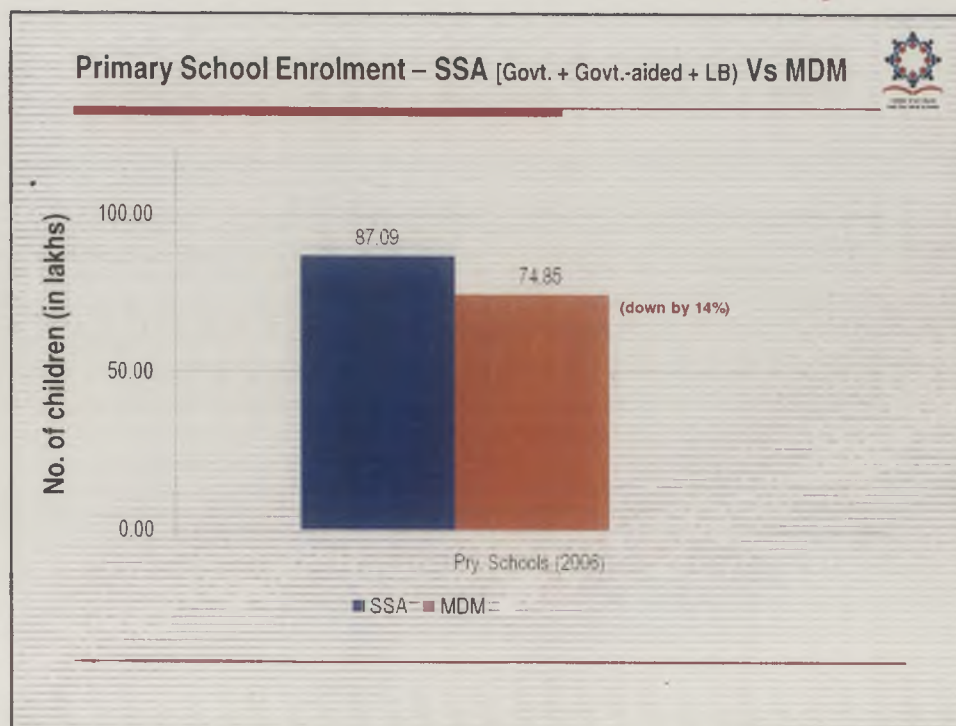
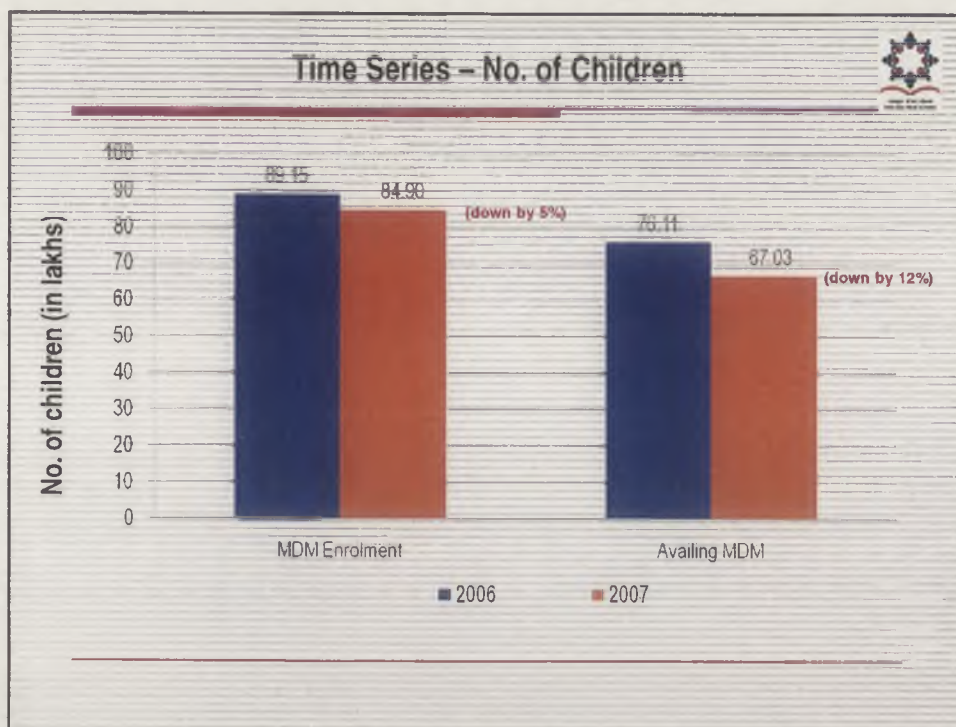
Focus Districts (Table No. 2(ii) of AS):  
**Very Low Utilisation: Bhopal (39%), Harda (42%), Rajgarh (43%), Indore (44%), Damoh (44%), Mandsaur (44%), Jhabua (45%), etc.**

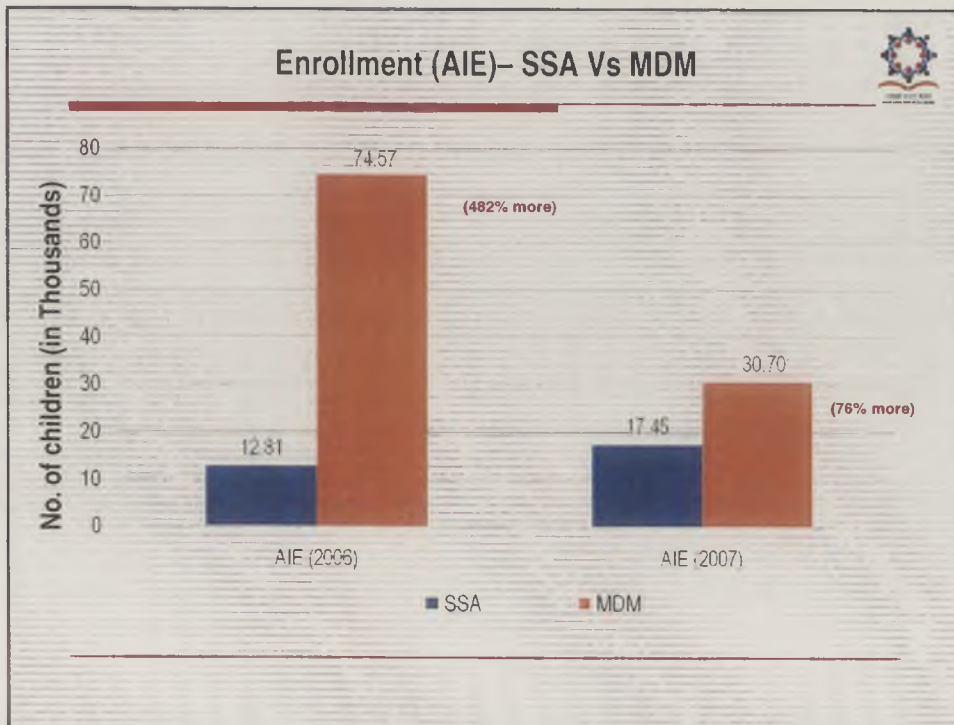
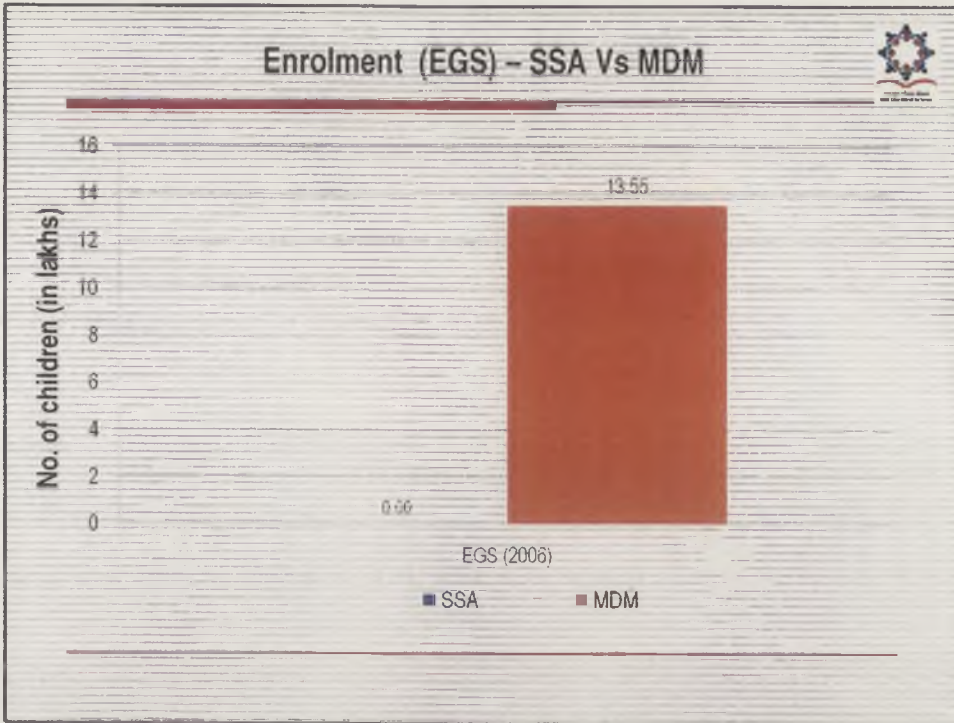
## MME Utilisation (1.4.07 to 31.12.07)

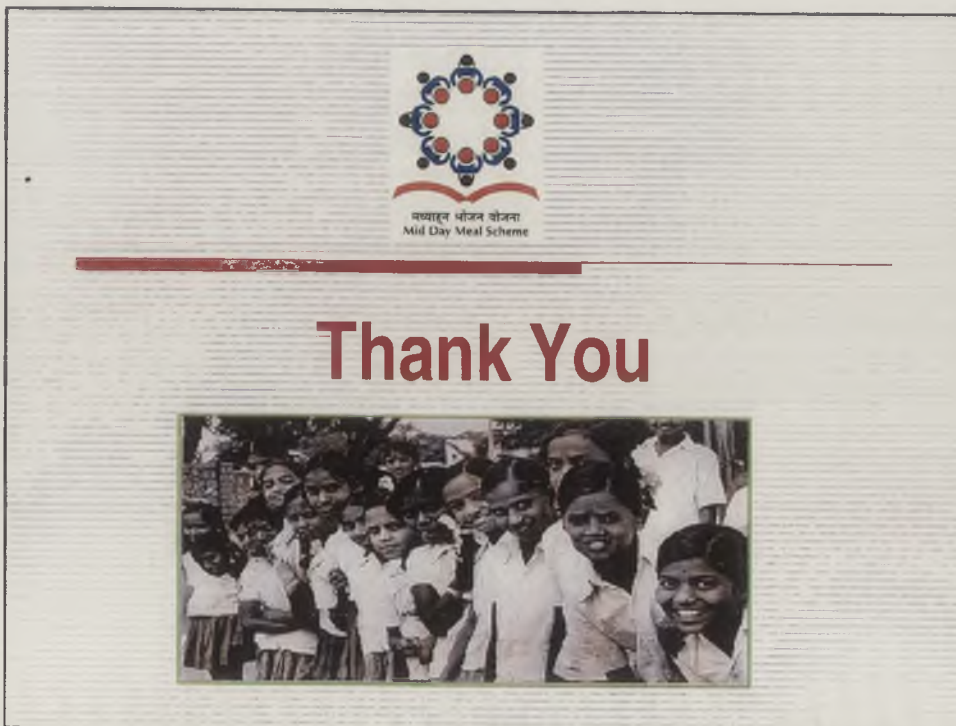
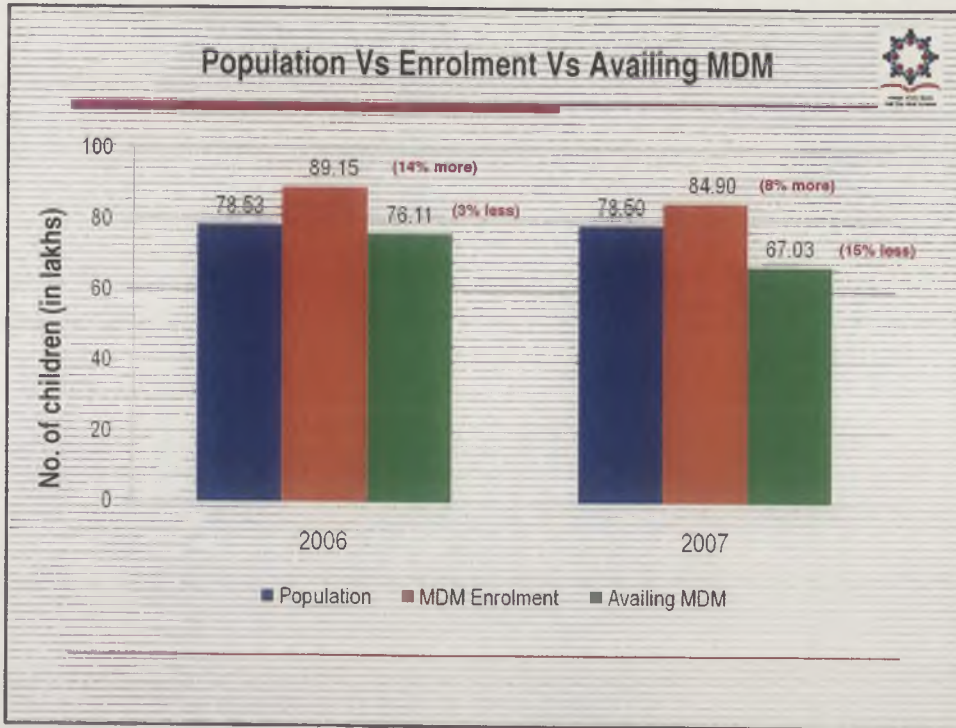




## Analysis of State's Proposal for 2008-09









## Mid Day Meal Scheme



मध्याह्न धोजन योजना  
Mid Day Meal Scheme

MDM-PAB Meeting – Meghalaya  
on 02.04.2008

Ministry of HRD  
Government of India



Part-I

## Review of Implementation of MDMS in Meghalaya

(1.4.2007 to 31.12.2007)

## Questions?



- ❖ What is the level of unspent balances as on 31.03.07?
- ❖ How regular the lifting of food grains? Is there any disruption/shortage in availability of food grains?
- ❖ What is the level of lifting?
- ❖ How about cooking cost? Was disbursed to Districts? What is the level of utilisation at school level?
- ❖ How synchronous utilisation of food grains and cooking cost?

..... contd

Contd .....

## Questions?



- ❖ How much MME was utilized? Under what activities?
- ❖ What is the progress in construction of Kitchen Sheds and procurement of kitchen devices?

### Part -II

- ❖ What is the trend in Enrollment and No. of children availing MDM from 2006 to 2007?
- ❖ How well MDM data compares with SSA data and Census data?

## Benchmarks



- ❖ Desirable stock in hand : **15% (+ or - 5%)**
- ❖ Lifting of foodgrains [1.4.07 to 31.12.07]: **85% (+ or - 10%)**
- ❖ Utilisation of foodgrains and cooking cost [1.4.07 to 31.12.07]: **75% (+ or - 10%)**
- ❖ Every month **1/12th** of foodgrains is lifted & distributed.
- ❖ Utilisation of foodgrains & cooking cost is **synchronous**.
- ❖ State's AWP&B is in accordance with **M/HRD's guidelines**.
- ❖ Data in the AWP&B is **authentic, reliable & based on the records**.

## Definitions

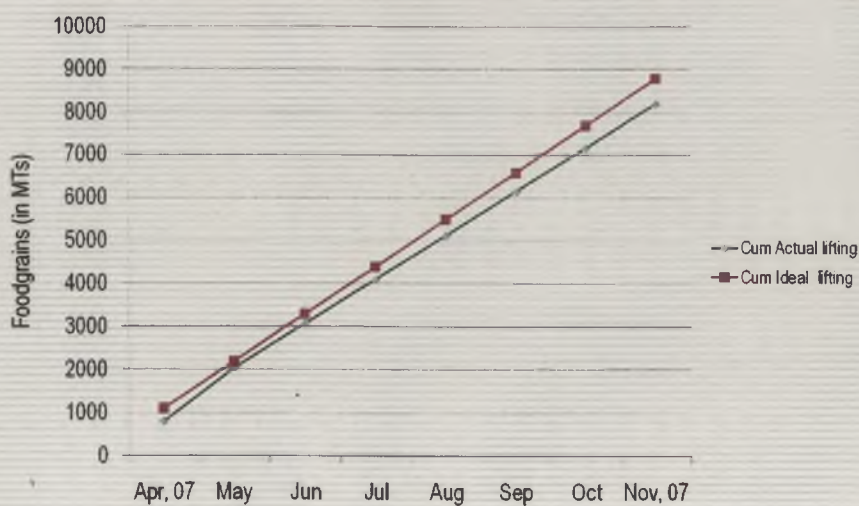


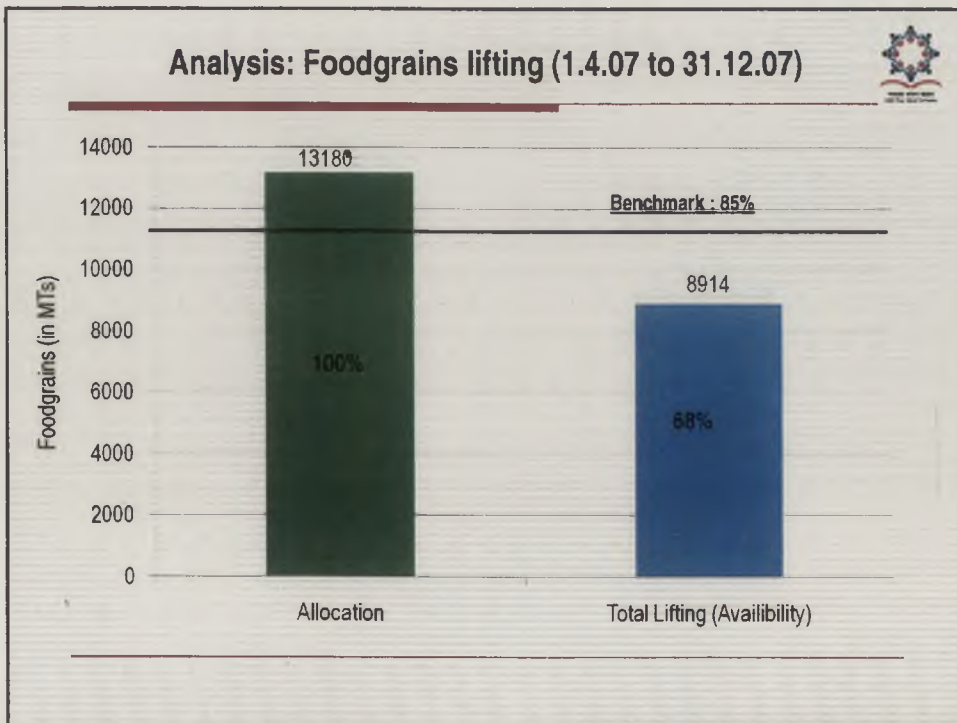
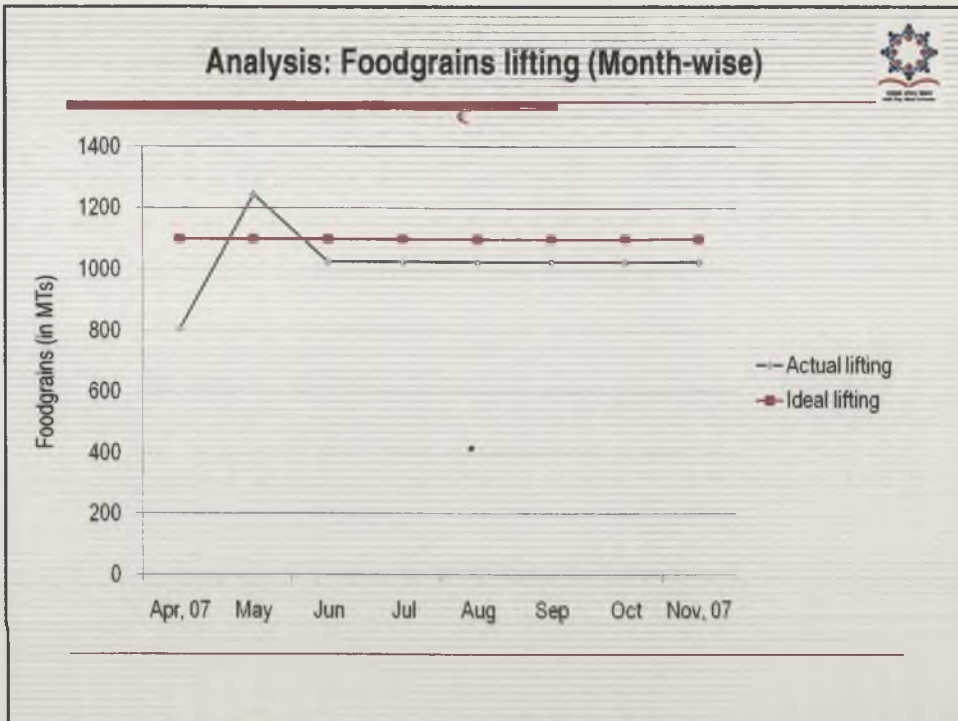
- ❖ Allocation means Gross Allocation before adjusting unspent balance – Requirement for the year
- ❖ Allocation for cooking cost includes both central share & state's contribution
- ❖ Utilisation means actual consumption / expenditure at school level : Not releases from higher level to lower level
- ❖ % Utilisation = (Utilisation / Allocation) x 100
- ❖ Unspent balances includes balance on hand at State, District, Block & School level

## No unutilized stock as on 31.3.2007

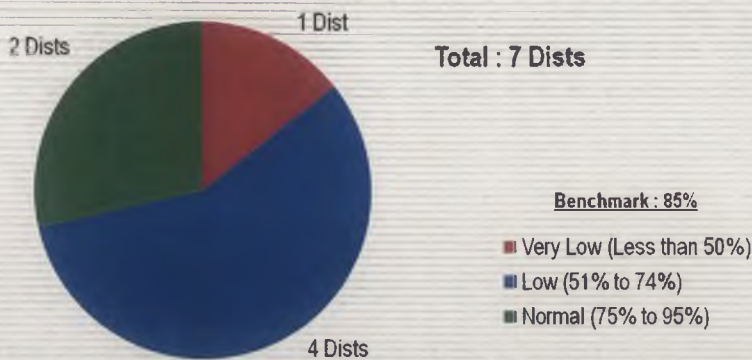
- It is unlikely in view of the fact that
  - Entire allocation utilized during the period 01.04.06 to 31.03.07.
    - It means that all the children enrolled in the Schools have availed mid day meal in all working days and thus, the attendance rate is 100%.
  - 22 working days in April 2007 as per AWP&B 2007-08
  - As per MDM Guidelines, 2006 para 3.3 (iv), States/UTs are to ensure that a minimum of one-month buffer stock of foodgrains and cooking costs is available in each school.
  - As per the format supplied by MHRD vide Table-6 of AWP&B 2008-09, the unspent balance includes balance stock at District, Block and School levels.

### Analysis: Foodgrains lifting (Month-wise cumulative)





### Foodgrains lifting (Availability) – Dist. wise

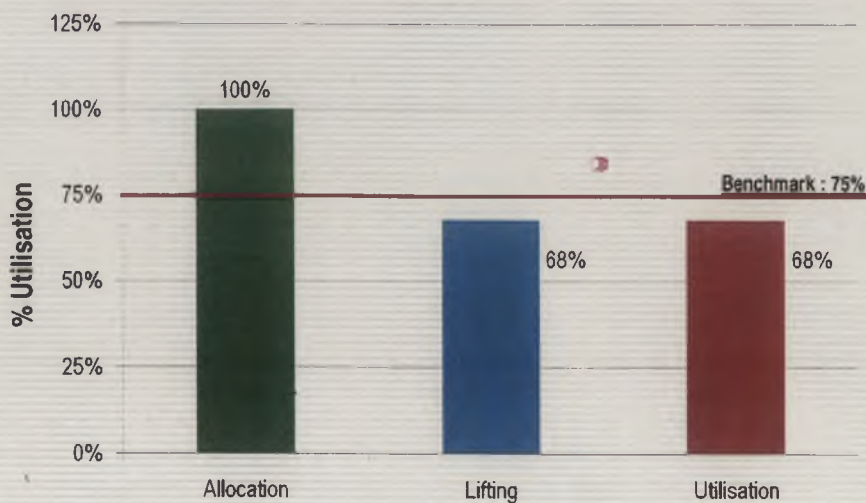


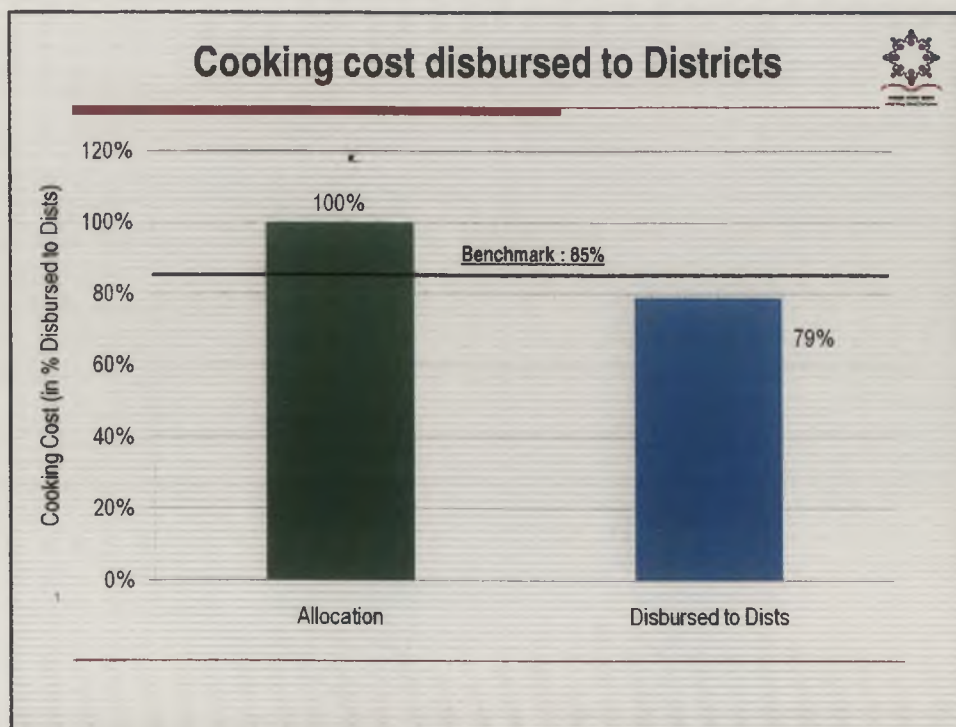
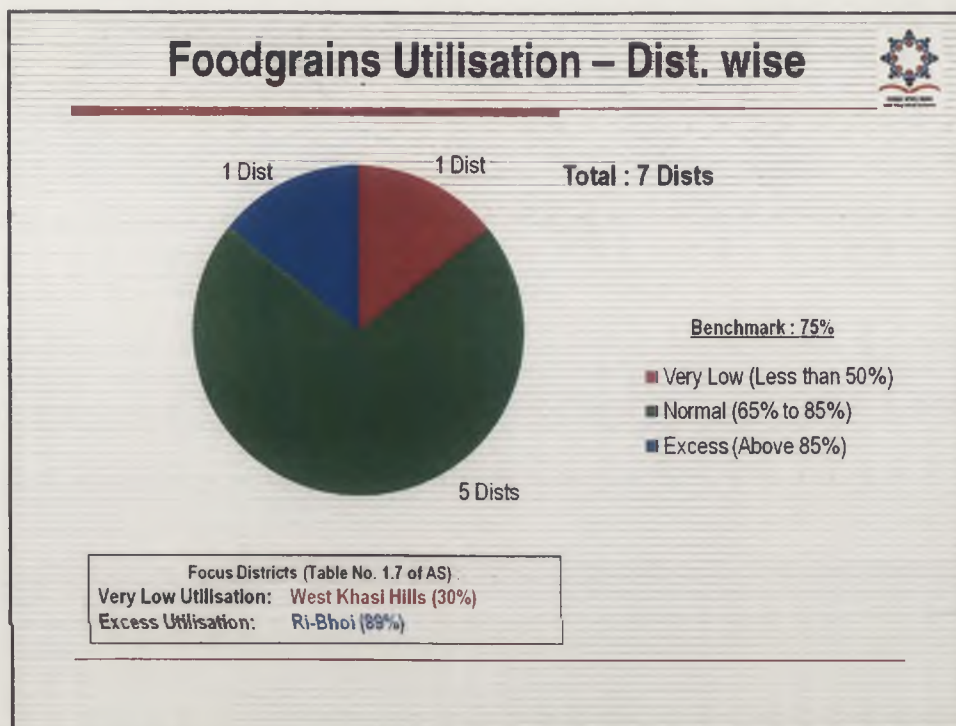
**Focus Districts (Table No. 1.5 of AS) :**

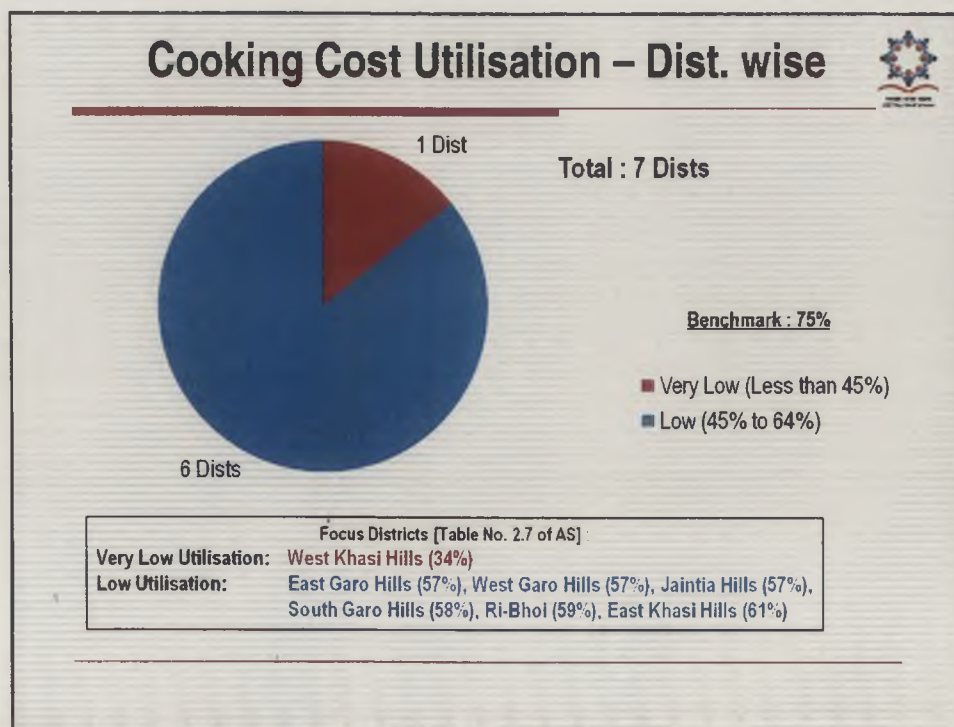
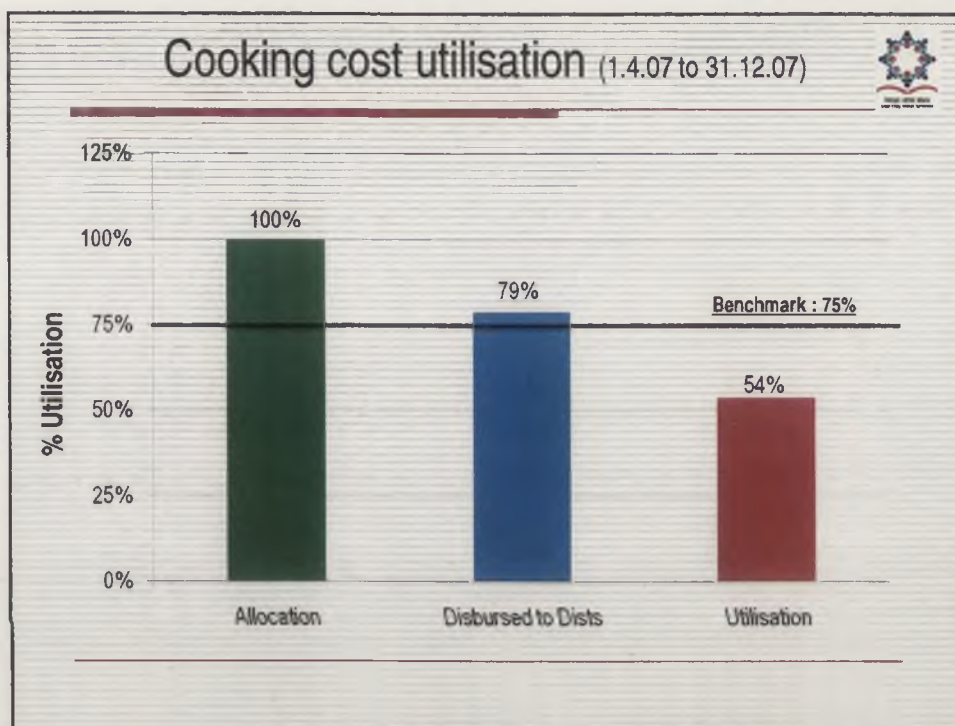
**Very Low Lifting:** West Khasi Hills (30%) has 18% of child population

**Low Lifting:** East Khasi Hills (72%), East Garo Hills (72%), West Garo Hills (73%), South Garo Hills (74%)

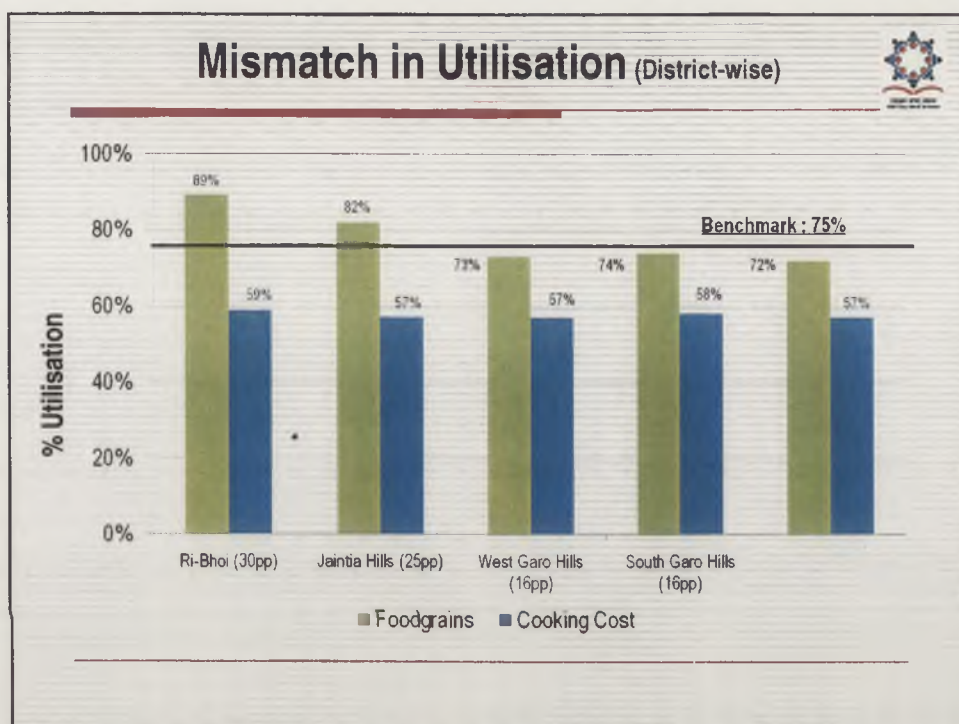
### Foodgrains utilisation (1.4.07 to 31.12.07)





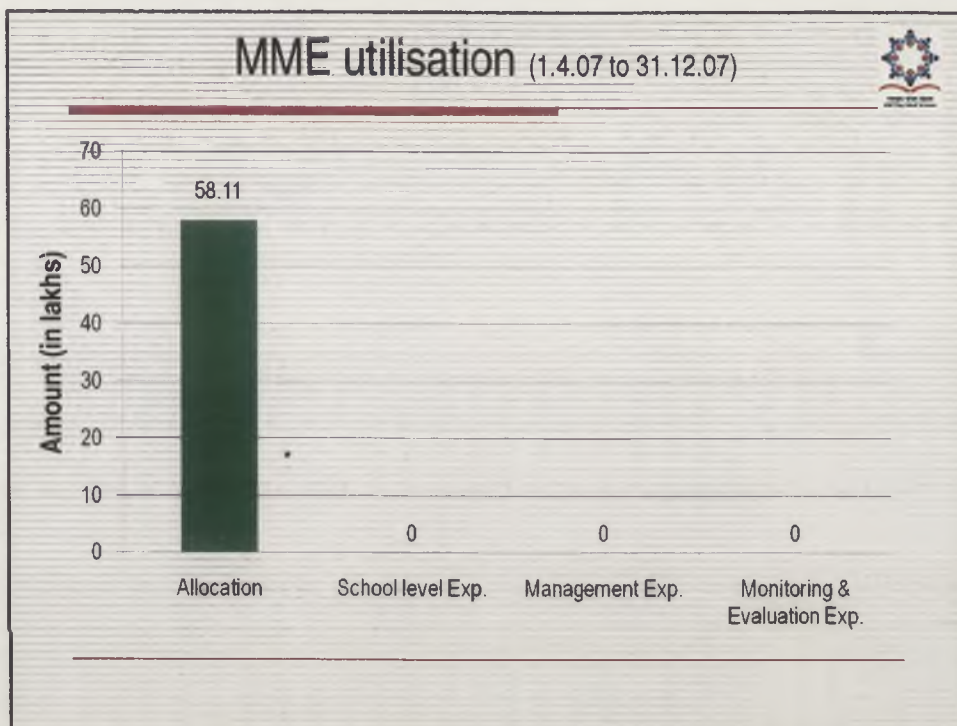




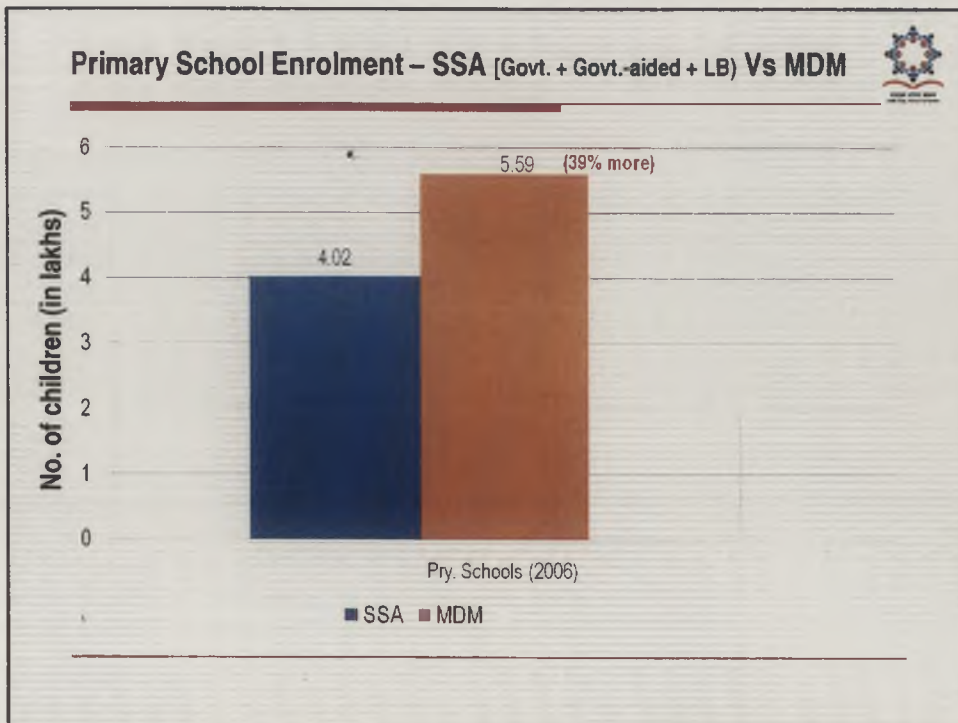
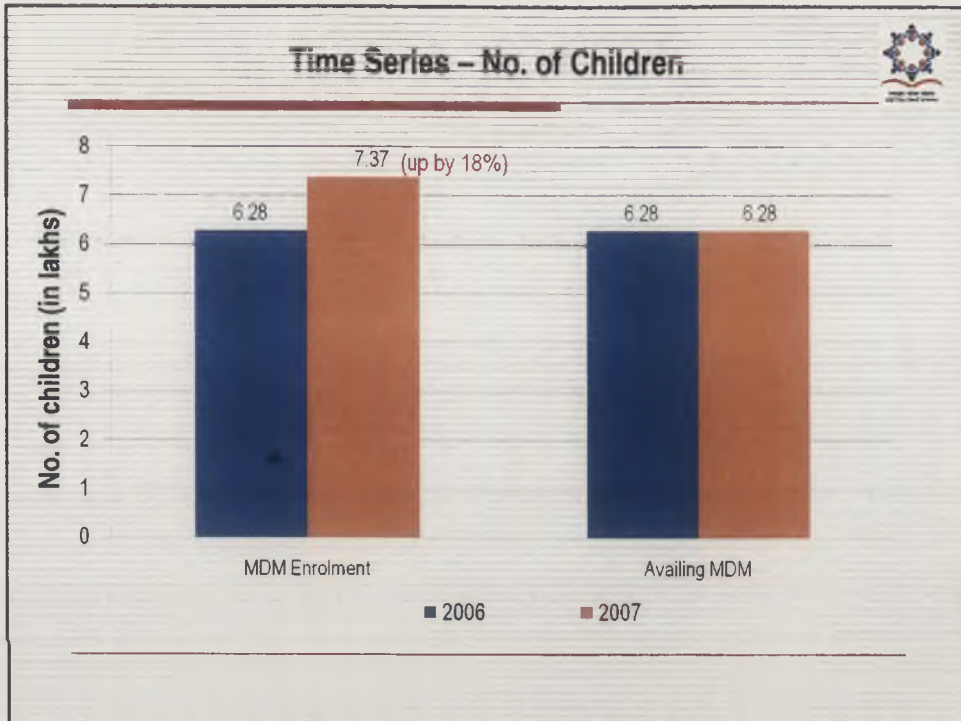


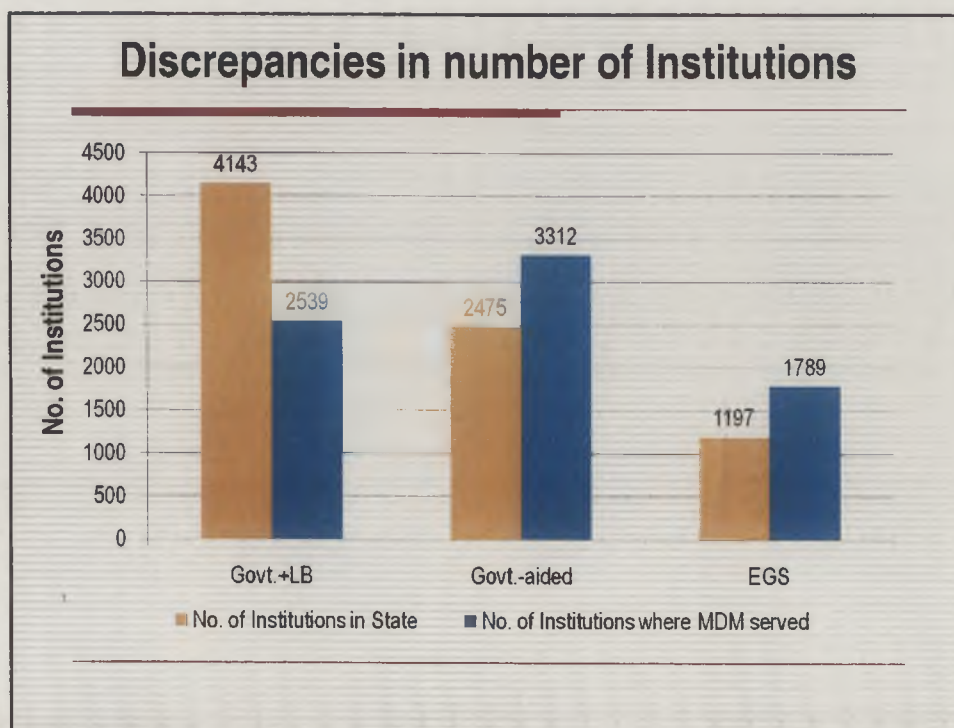
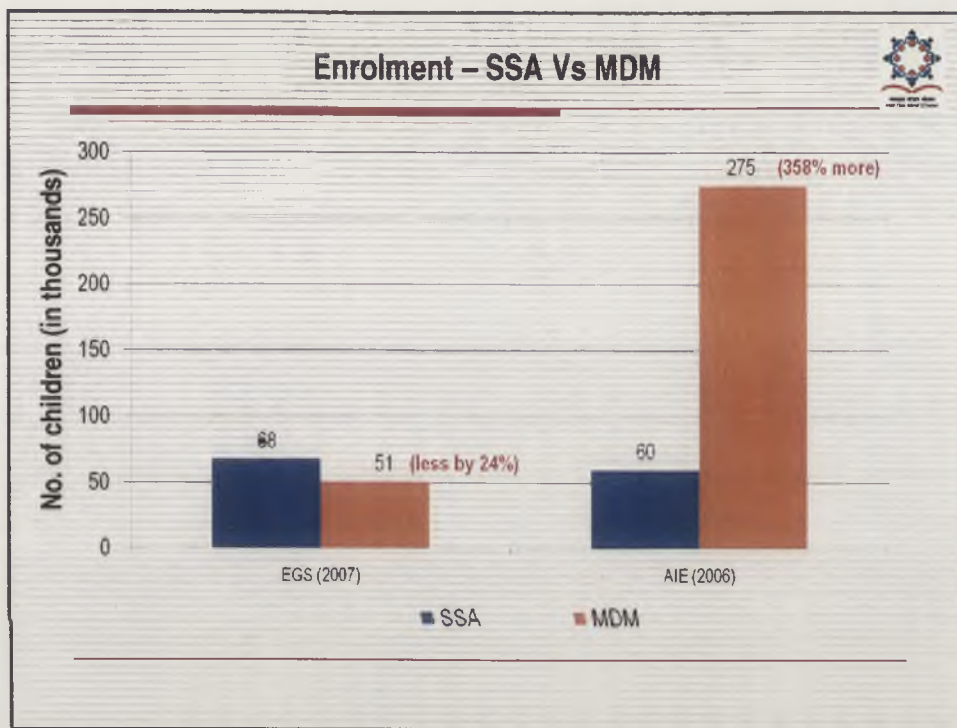
### Findings of MI : NEHU (North Eastern Hill University)

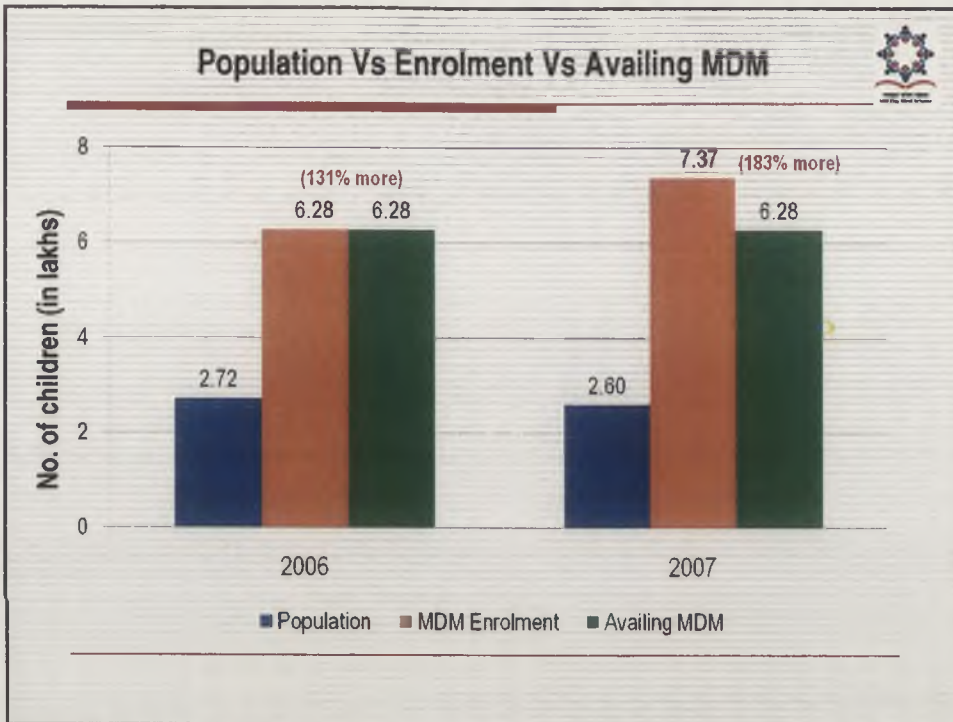
- Mid Day Meal is being served in schools only once or twice a week during dry seasons. However, during the rainy season, due to absence of cooking shed, cooked meal is not provided to the children.
- In 40% of schools, cooking is done by teachers/parents.
- Schools do not get food grains supply in time. One of the reason for the delay is due to delay in release order issued by Deputy Commissioner of the District.
- These observations were communicated to the State Govt. on 30.11.2007. Action Taken report is still awaited.



**Analysis of State's Proposal for 2008-09**







# Thank You





मध्याह्न भोजन योजना  
Mid Day Meal Scheme

## Mid Day Meal Scheme

---

MDM-PAB Meeting – Mizoram  
on 04.04.2008

Ministry of HRD  
Government of India



Part-I

---

## Review of Implementation of MDMS in Mizoram (1.4.2007 to 31.12.2007)

Ministry of HRD, Govt. of India

## Questions?



- ❖ What is the level of unspent balances as on 31.03.07?
- ❖ How regular the lifting of food grains? Is there any disruption/shortage in availability of food grains?
- ❖ What is the level of lifting?
- ❖ How about cooking cost? Was disbursed to Districts? What is the level of utilisation at school level?
- ❖ How synchronous utilisation of food grains and cooking cost?

..... contd

Ministry of HRD, Govt. of India

Contd .....

## Questions?



- ❖ How much MME was utilized? Under what activities?
- ❖ What is the progress in construction of Kitchen Sheds and procurement of kitchen devices?

### Part -II

- ❖ What is the trend in Enrollment and No. of children availing MDM from 2006 to 2007?
- ❖ How well MDM data compares with SSA data and Census data?

Ministry of HRD, Govt. of India

## Benchmarks



- ❖ Desirable stock in hand : 15% (+ or - 5%)
- ❖ Lifting of foodgrains [1.4.07 to 31.12.07]: 85% (+ or - 10%)
- ❖ Utilisation of foodgrains and cooking cost [1.4.07 to 31.12.07]: 75% (+ or - 10%)
- ❖ Every month 1/12th of foodgrains is lifted & distributed.
- ❖ Utilisation of foodgrains & cooking cost is synchronous.
- ❖ State's AWP&B is in accordance with M/HRD's guidelines.
- ❖ Data in the AWP&B is authentic, reliable & based on the records.

Ministry of HRD, Govt. of India

## Definitions



- ❖ % Utilisation = (Utilisation / Allocation) x 100
- ❖ Allocation means Gross Allocation before adjusting unspent balance – Requirement for the year
- ❖ Allocation for cooking cost includes both Central share & State's contribution (Total unit cost per meal)
- ❖ Utilisation means actual consumption / expenditure at school level : Not releases from higher level to lower level
- ❖ Unspent balances includes balance on hand at State, District, Block & School level

Ministry of HRD, Govt. of India



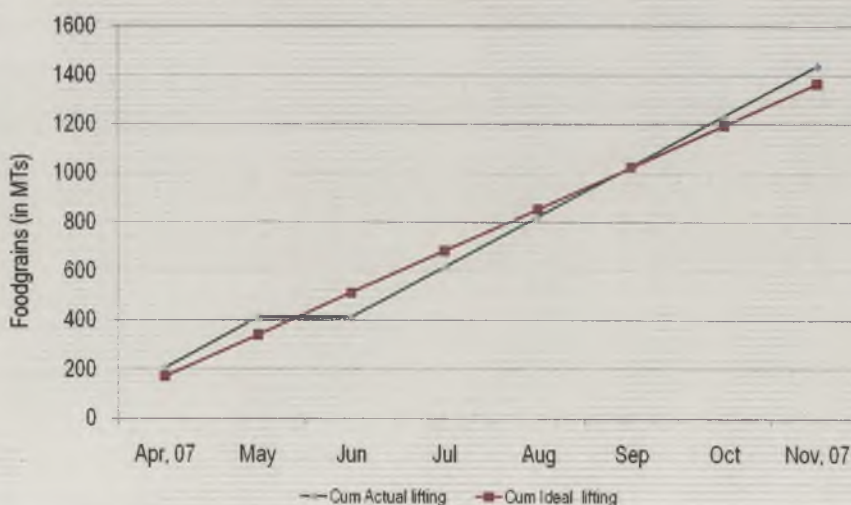
### No unutilized stock of foodgrains as on 31.3.2007 & 31.12.2007

□ It is unlikely since .....

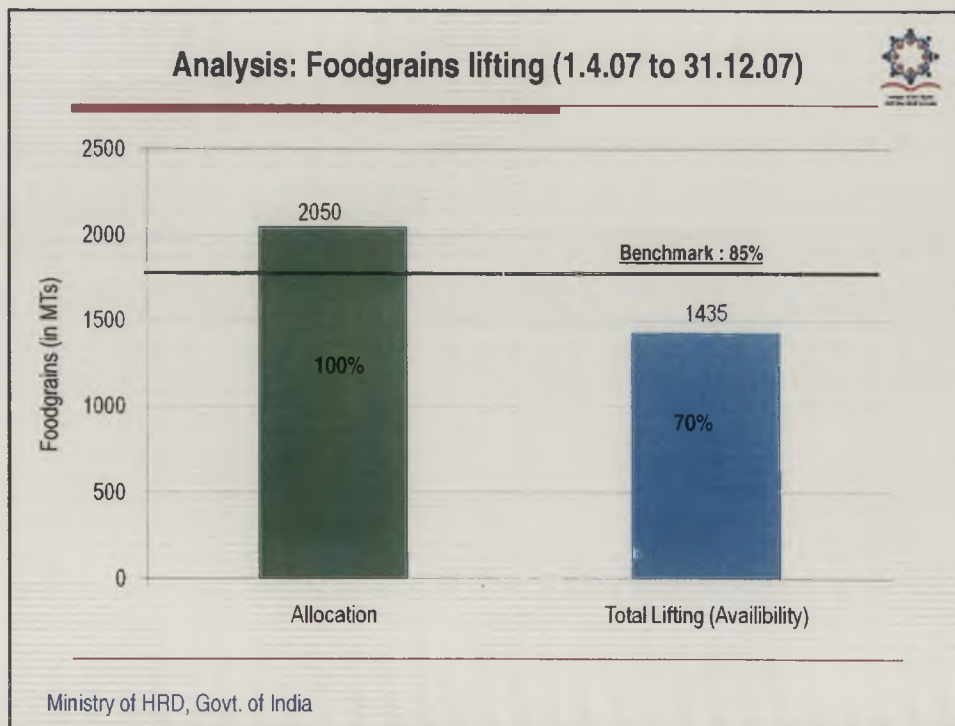
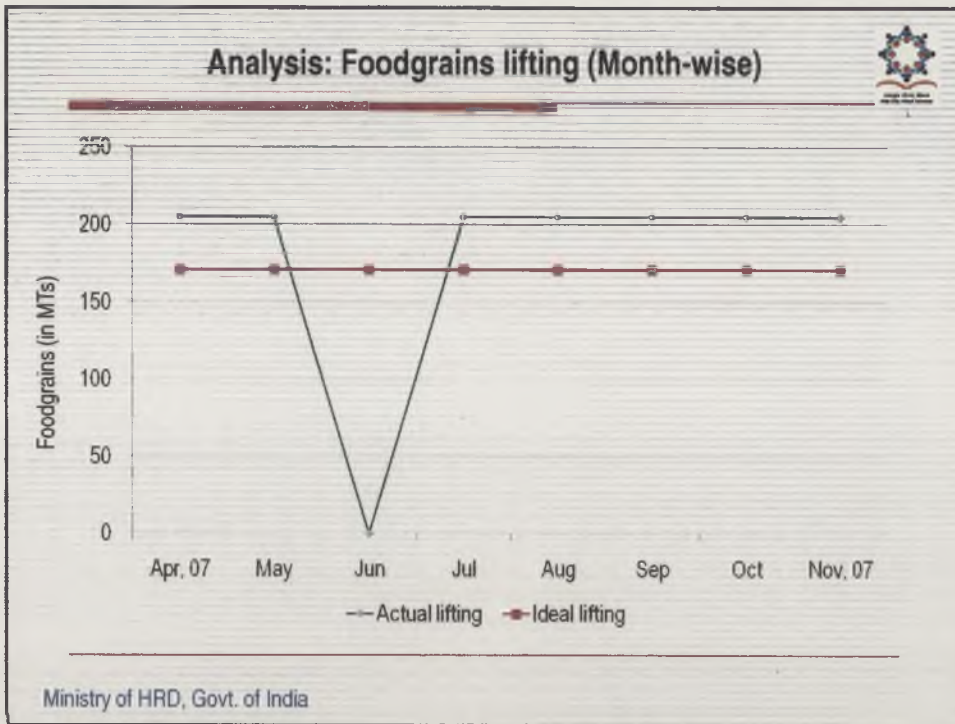
- Unspent balance includes balance stock at District, Block and School levels. [As per the format supplied by MHRD vide Table-6 of AWP&B 2008-09]
- Entire allocation utilized during the period 01.04.06 to 31.03.07 and 01.04.07 to 31.12.07.
  - **All** the children availed mid day meal in **all** working days and thus, the attendance rate is **100%**.
- 20 & 12 working days in April 2007 and Jan 2008 respectively in Mizoram
- States/UTs are to ensure that a minimum of one-month buffer stock of foodgrains and cooking costs is available in each school. [As per MDM Guidelines, 2006 para 3.3 (iv)]

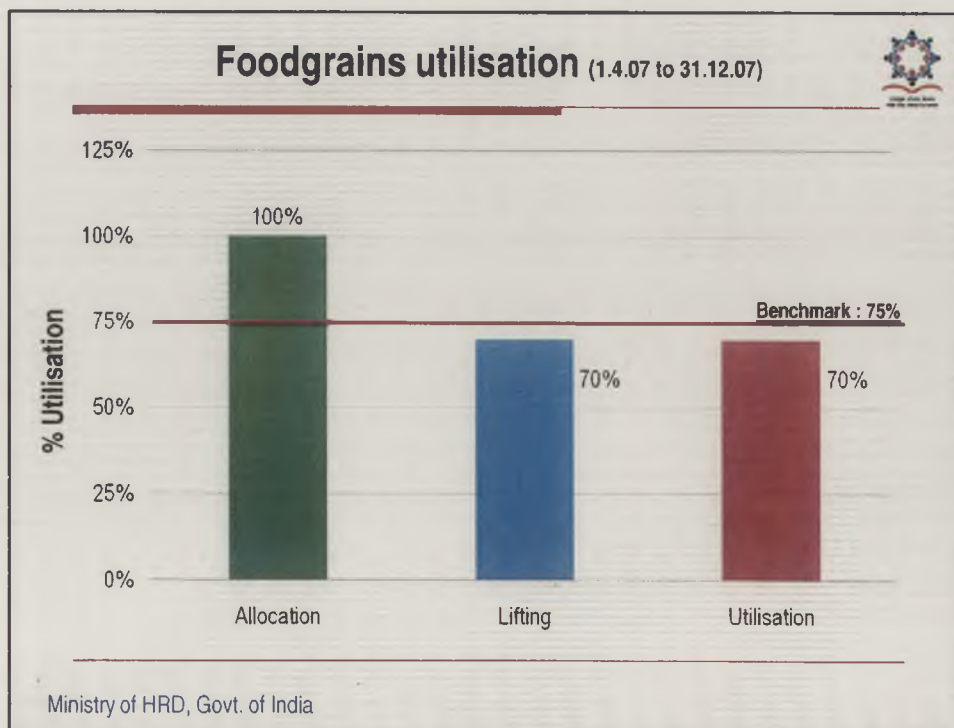
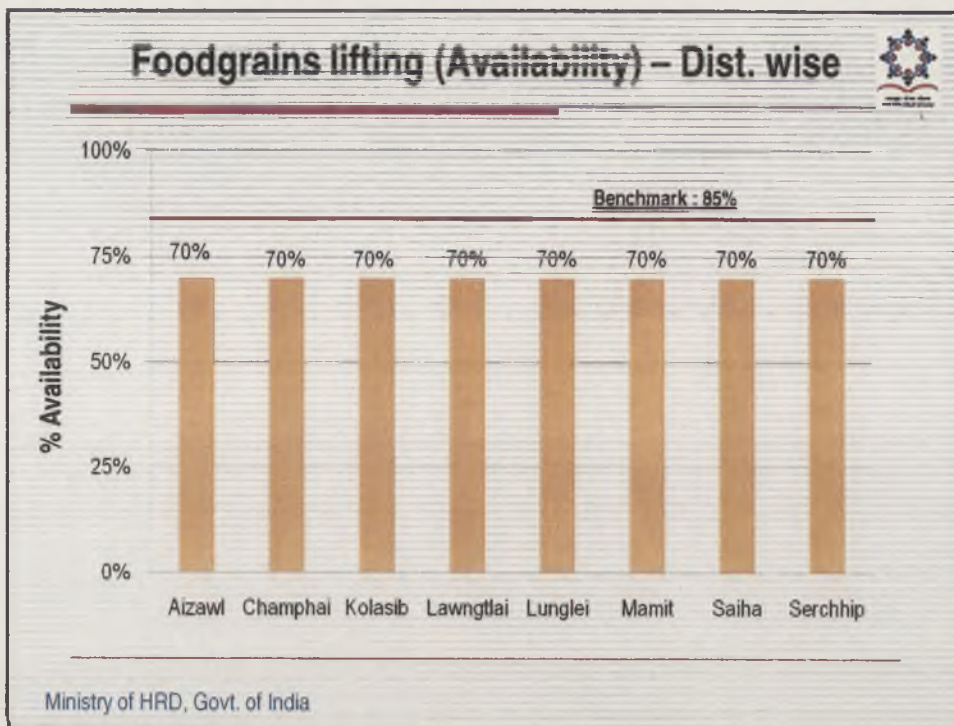
Ministry of HRD, Govt. of India

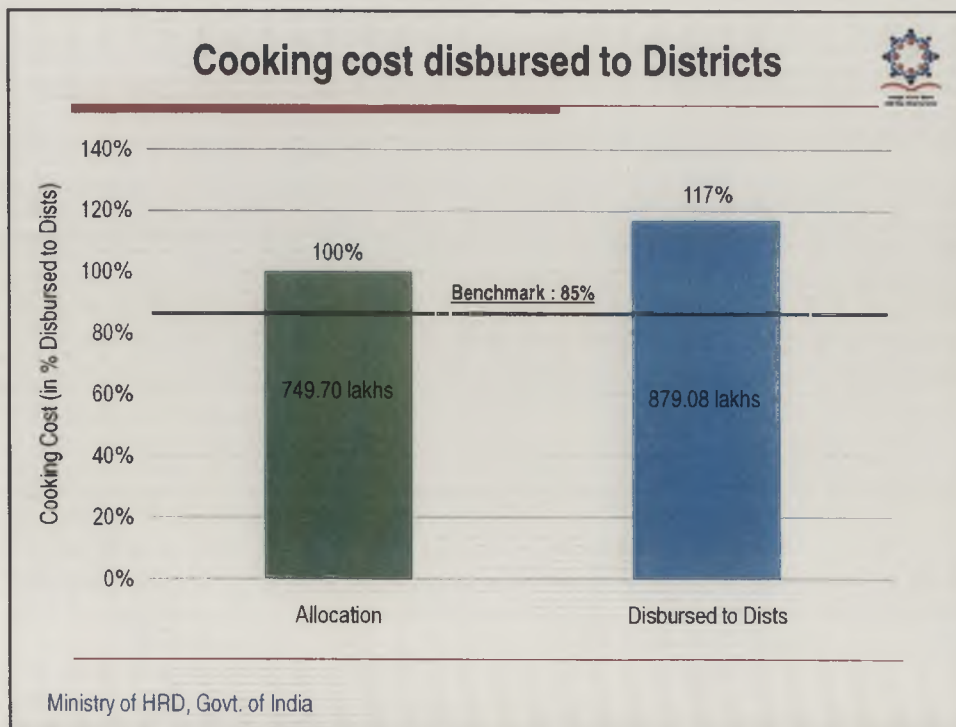
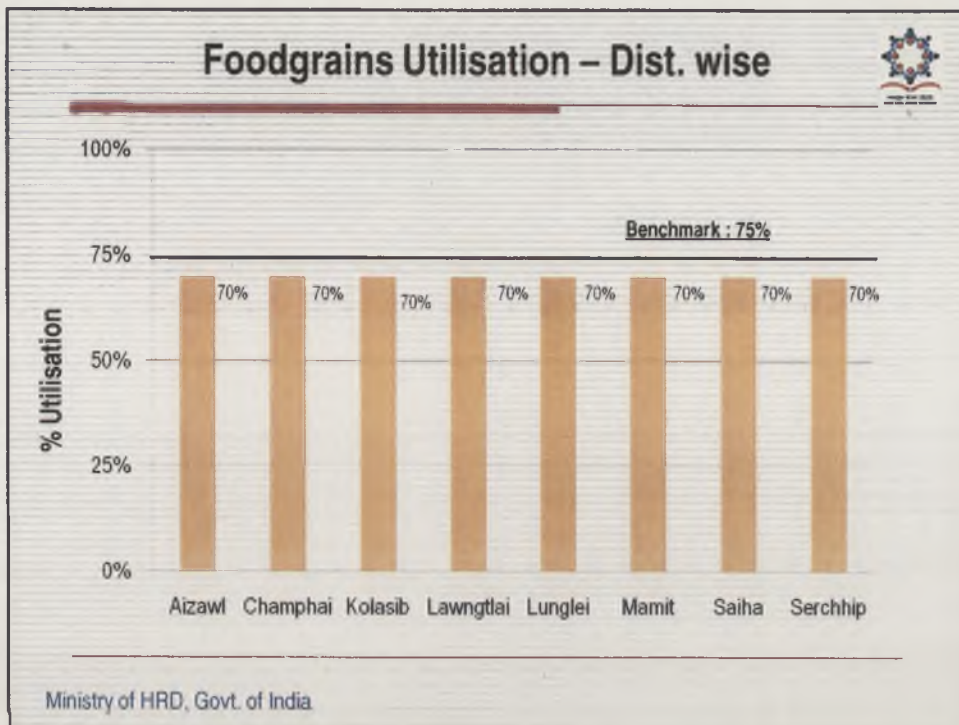
### Analysis: Foodgrains lifting (Month-wise cumulative)

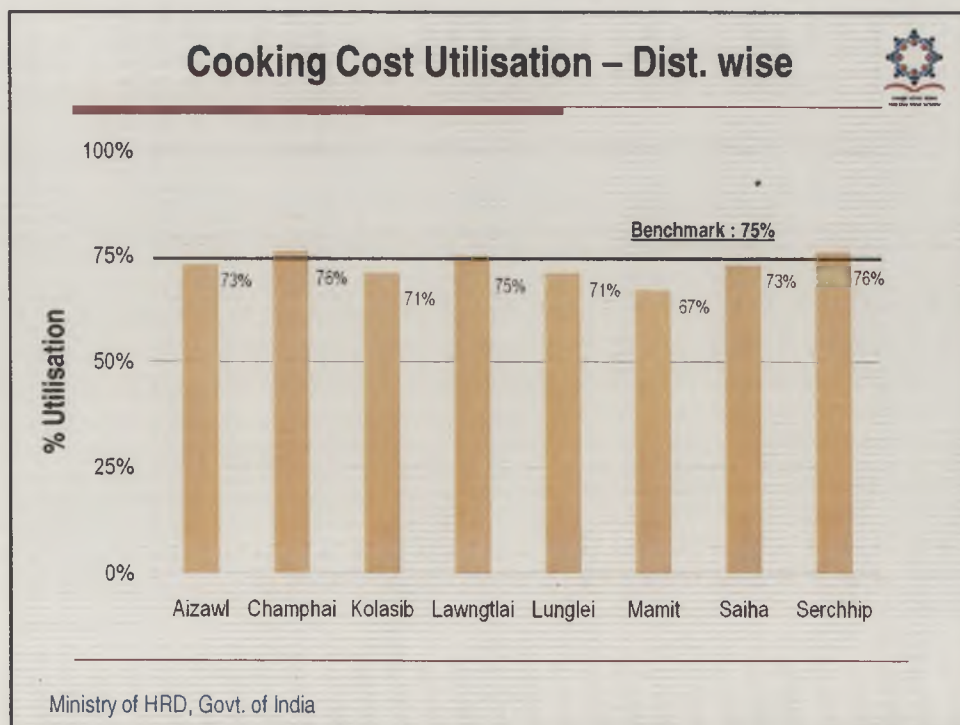
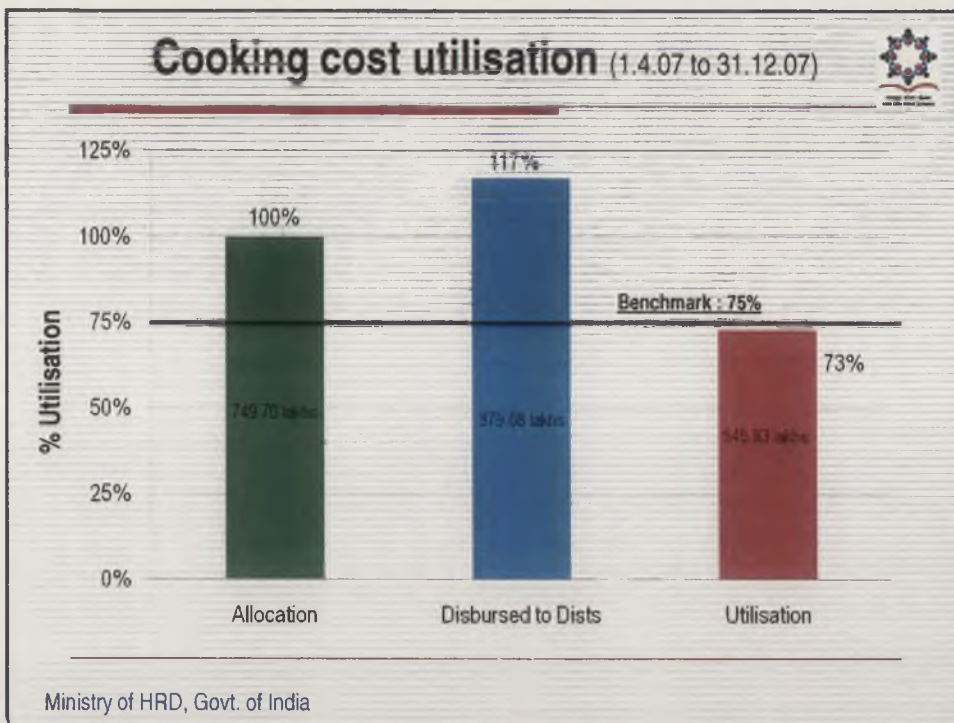


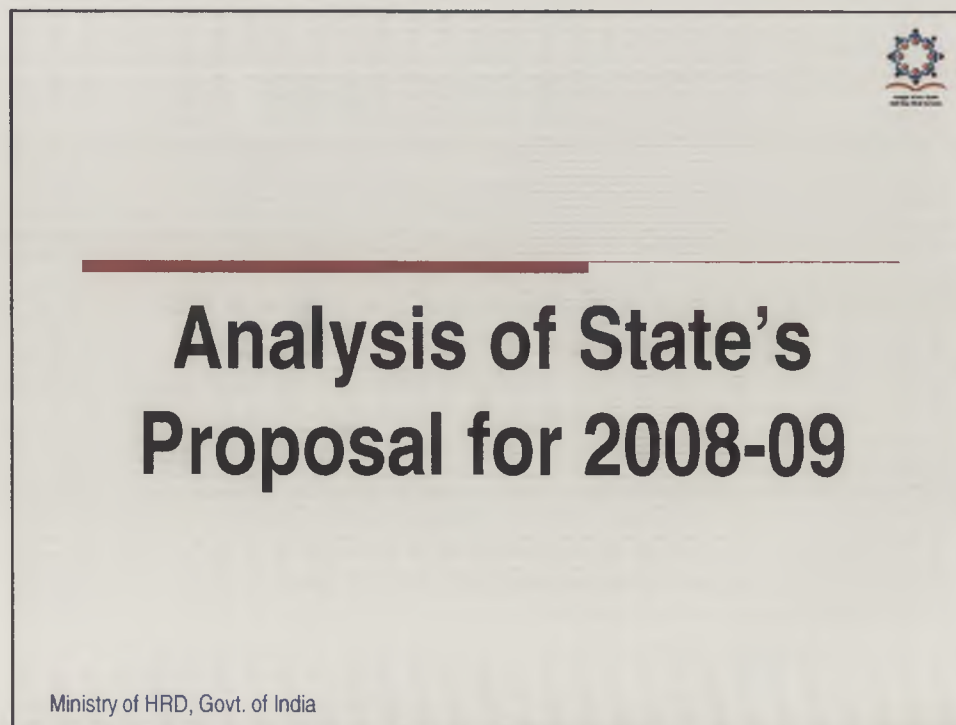
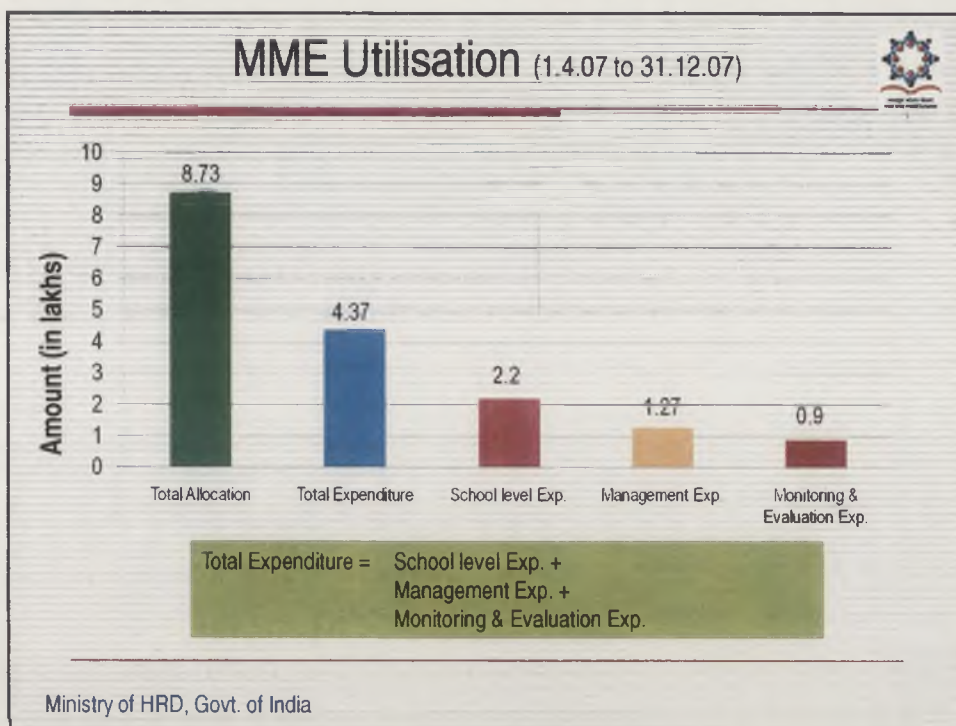
Ministry of HRD, Govt. of India

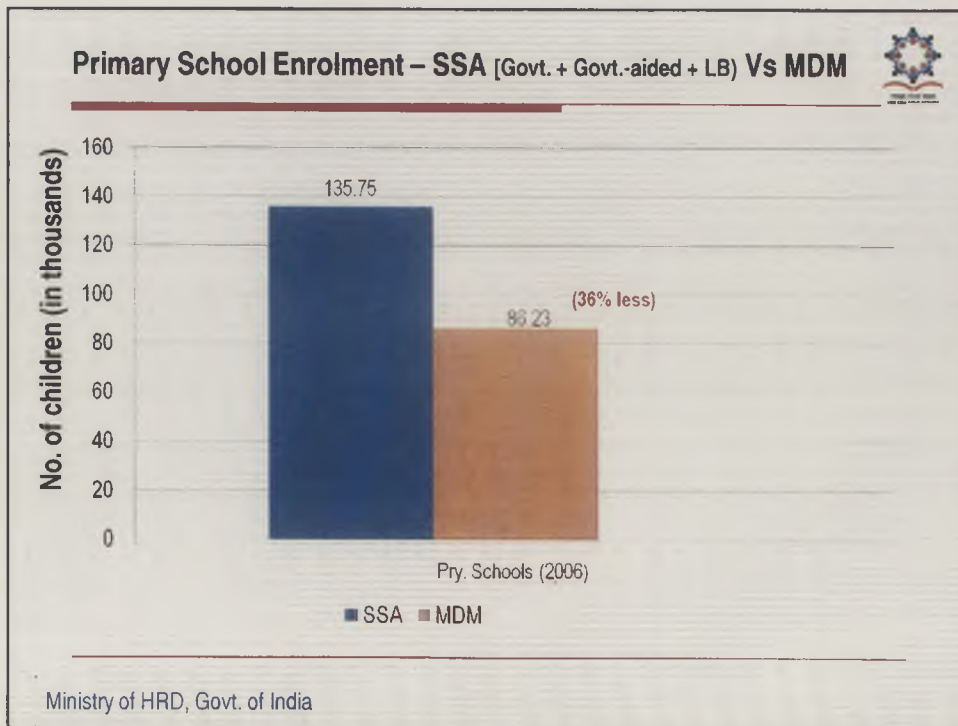
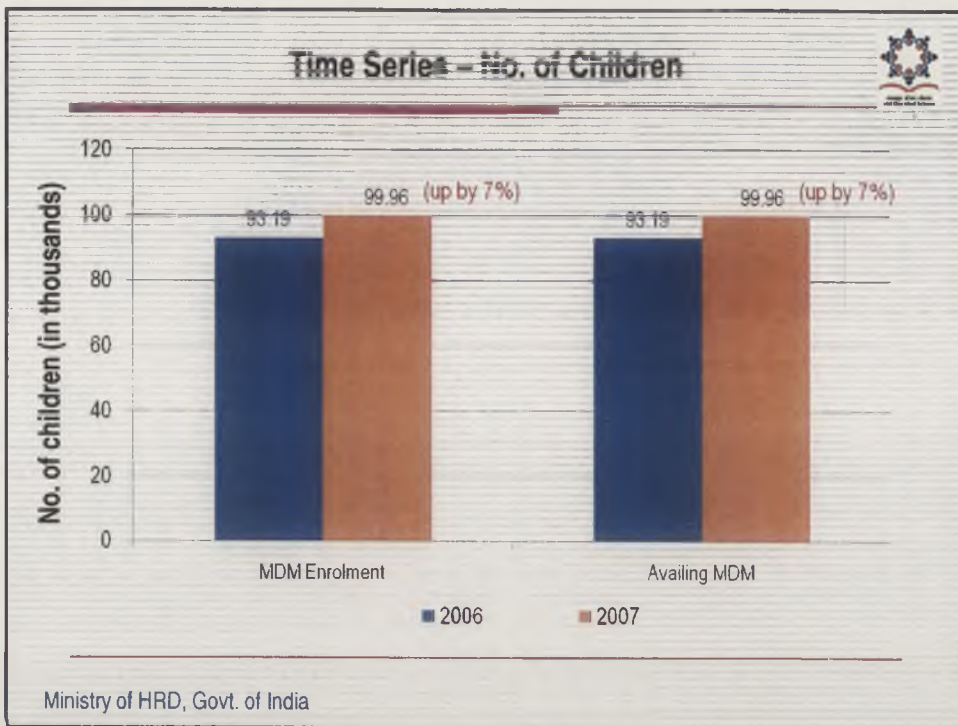


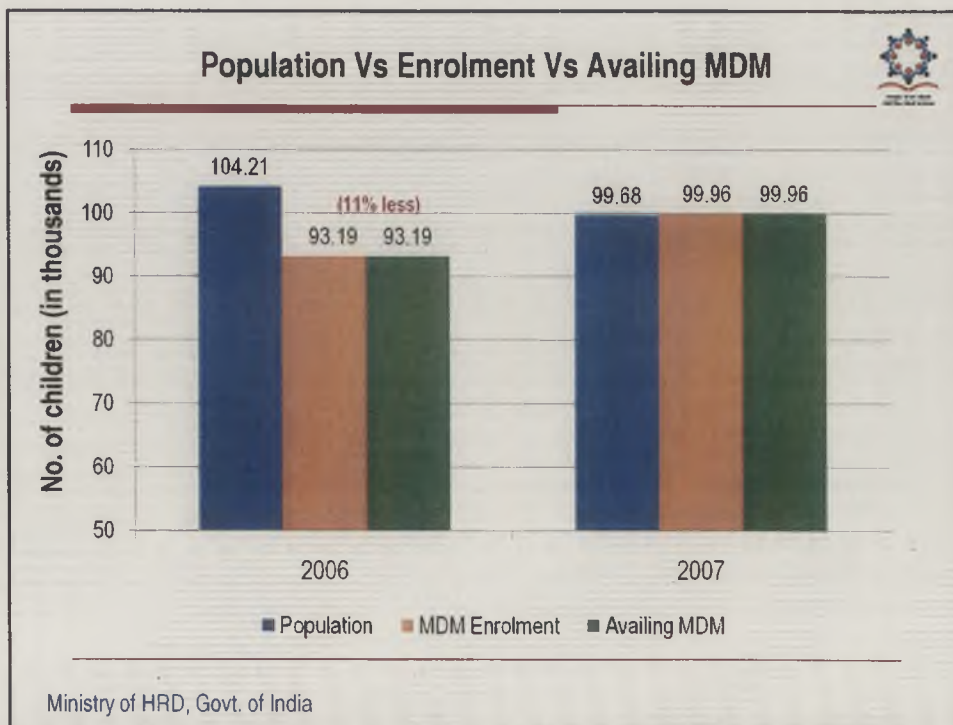
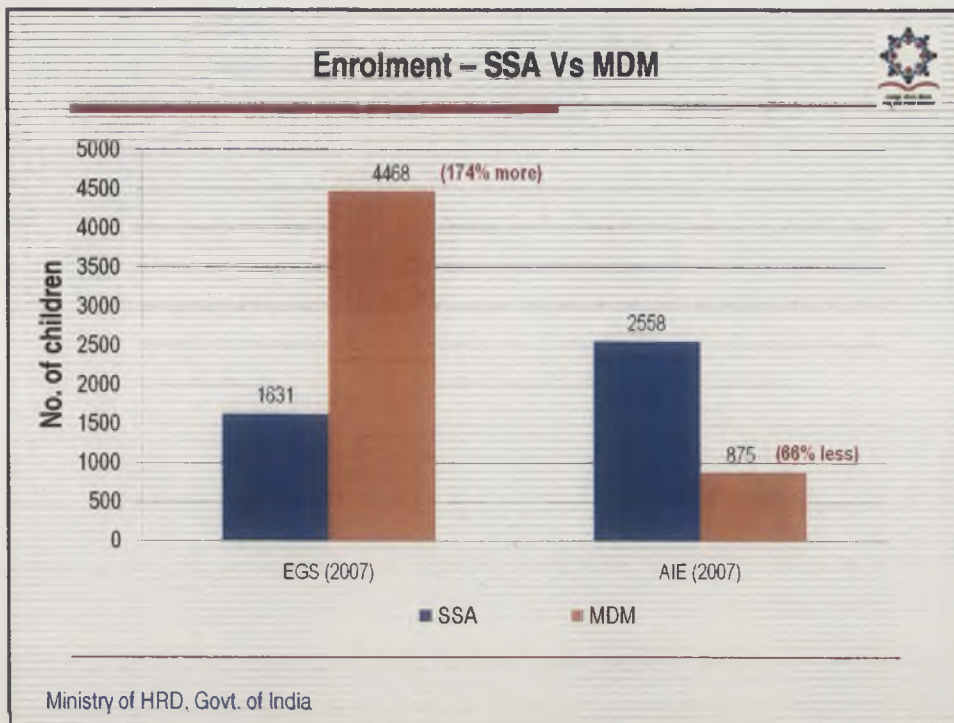
















मध्यम दिन भोजन  
Mid Day Meal Scheme

---

# Thank You



Ministry of HRD, Govt. of India



## Mid Day Meal Scheme

---

**MDM-PAB Meeting – Nagaland  
on 24.04.2008**

**Ministry of HRD  
Government of India**



Part-I

---

## **Review of Implementation of MDMS in Nagaland (1.4.2007 to 31.12.2007)**

Ministry of HRD, Govt. of India

## Questions?



- ❖ What is the level of unspent balances as on 31.03.07?
- ❖ How regular the lifting of food grains? Is there any disruption/shortage in availability of food grains?
- ❖ What is the level of lifting?
- ❖ How about cooking cost? Was disbursed to Districts? What is the level of utilisation at school level?
- ❖ How synchronous utilisation of food grains and cooking cost?

..... contd

Ministry of HRD, Govt. of India

Contd .....

## Questions?



- ❖ How much MME was utilized? Under what activities?
- ❖ What is the progress in construction of Kitchen Sheds and procurement of kitchen devices?

### Part -II

- ❖ What is the trend in Enrollment and No. of children availing MDM from 2006 to 2007?
- ❖ How well MDM data compares with SSA data and Census data?

Ministry of HRD, Govt. of India

## Benchmarks



- ❖ **Desirable stock in hand : 15% (+ or - 5%)**
- ❖ **Lifting of foodgrains [1.4.07 to 31.12.07]: 85% (+ or - 10%)**
- ❖ **Utilisation of foodgrains and cooking cost [1.4.07 to 31.12.07]: 75% (+ or - 10%)**
- ❖ **Every month 1/12th of foodgrains is lifted & distributed.**
- ❖ **Utilisation of foodgrains & cooking cost is synchronous.**
- ❖ **State's AWP&B is in accordance with M/HRD's guidelines.**
- ❖ **Data in the AWP&B is authentic, reliable & based on the records.**

Ministry of HRD, Govt. of India

## Definitions



- ❖ **% Utilisation = (Utilisation / Allocation) x 100**
- ❖ **Allocation means Gross Allocation before adjusting unspent balance – Requirement for the year**
- ❖ **Allocation for cooking cost includes both Central share & State's contribution (Total unit cost per meal)**
- ❖ **Utilisation means actual consumption / expenditure at school level : Not releases from higher level to lower level**
- ❖ **Unspent balances includes balance on hand at State, District, Block & School level**

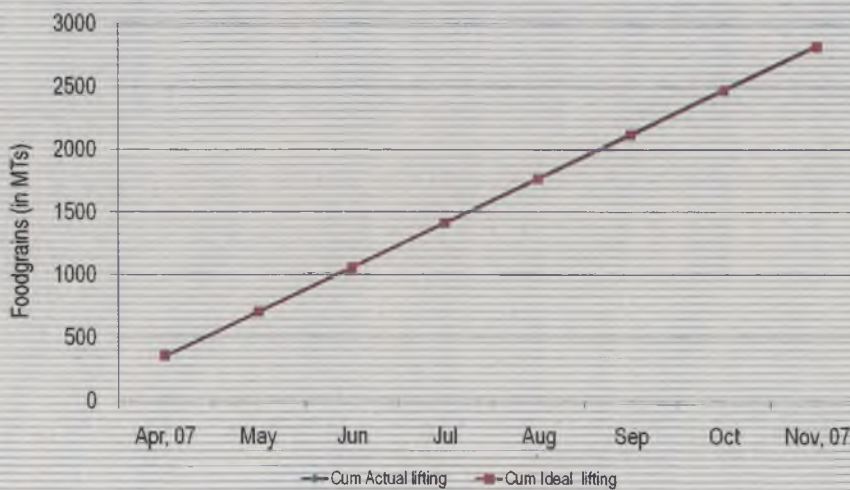
Ministry of HRD, Govt. of India

### No unutilized stock as on 31.3.2007 & 31.12.2007

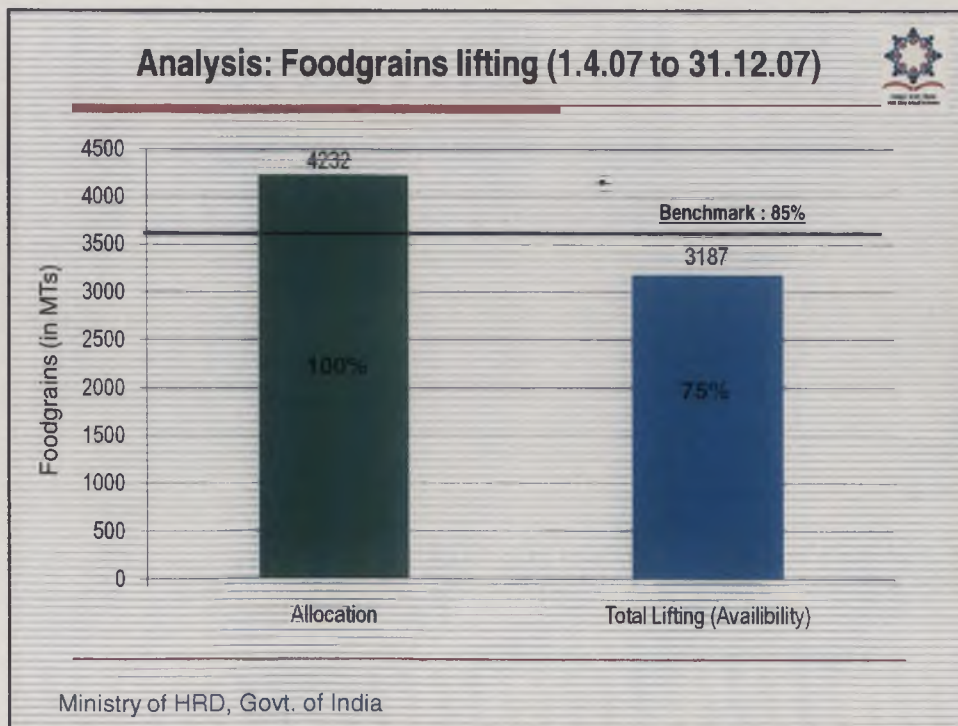
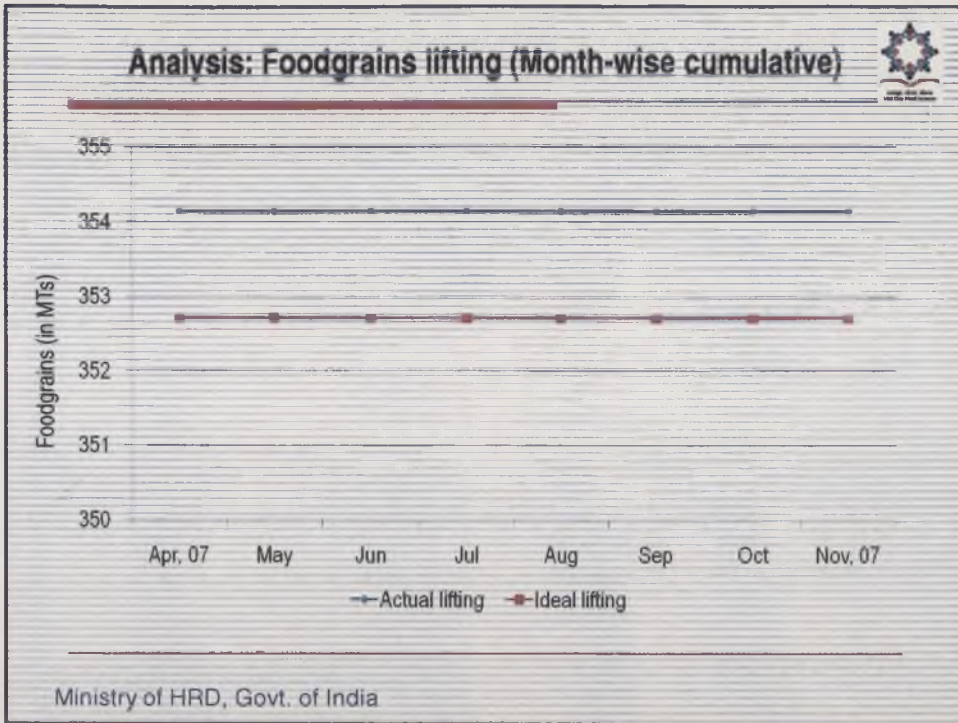
- It is unlikely since .....
- Unspent balance includes balance stock at District, Block and School levels. [As per the format supplied by MHRD vide Table-6 of AWP&B 2006-09]
- Entire allocation utilized during the period 01.04.06 to 31.03.07 and 01.04.07 to 31.12.07.
  - **All** the children availed mid day meal in **all** working days and thus, the attendance rate is **100%**.
- 21 & 9 working days in April 2007 and Jan 2008 respectively in Nagaland
- States/UTs are to ensure that a minimum of one-month buffer stock of foodgrains and cooking costs is available in each school. [As per MDM Guidelines, 2006 para 3.3 (iv)]

Ministry of HRD, Govt. of India


### Analysis: Foodgrains lifting (Month-wise cumulative)



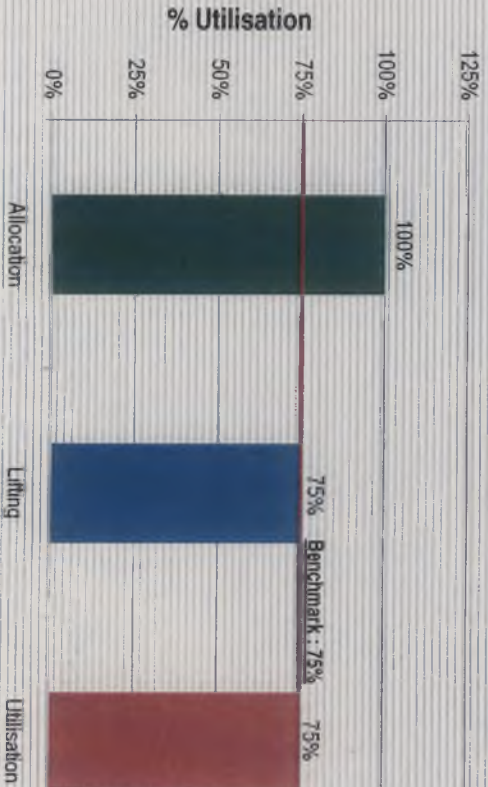
Ministry of HRD, Govt. of India



Ministry of HRD, Govt. of India

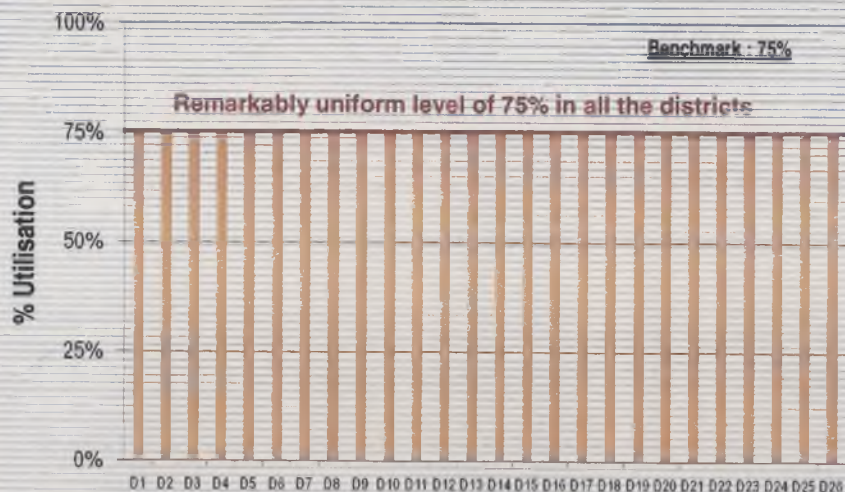


## Foodgrains utilisation (1.4.07 to 31.12.07)



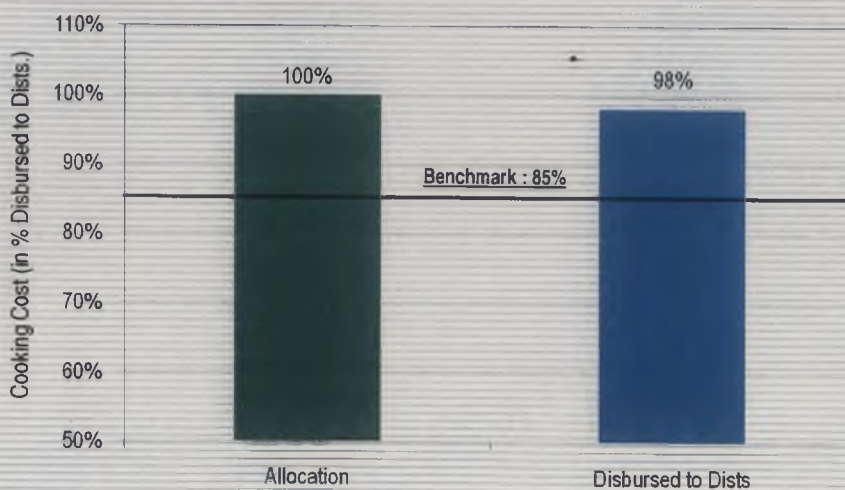
Ministry of HRD, Govt. of India

### Foodgrains Utilisation – Dist. wise



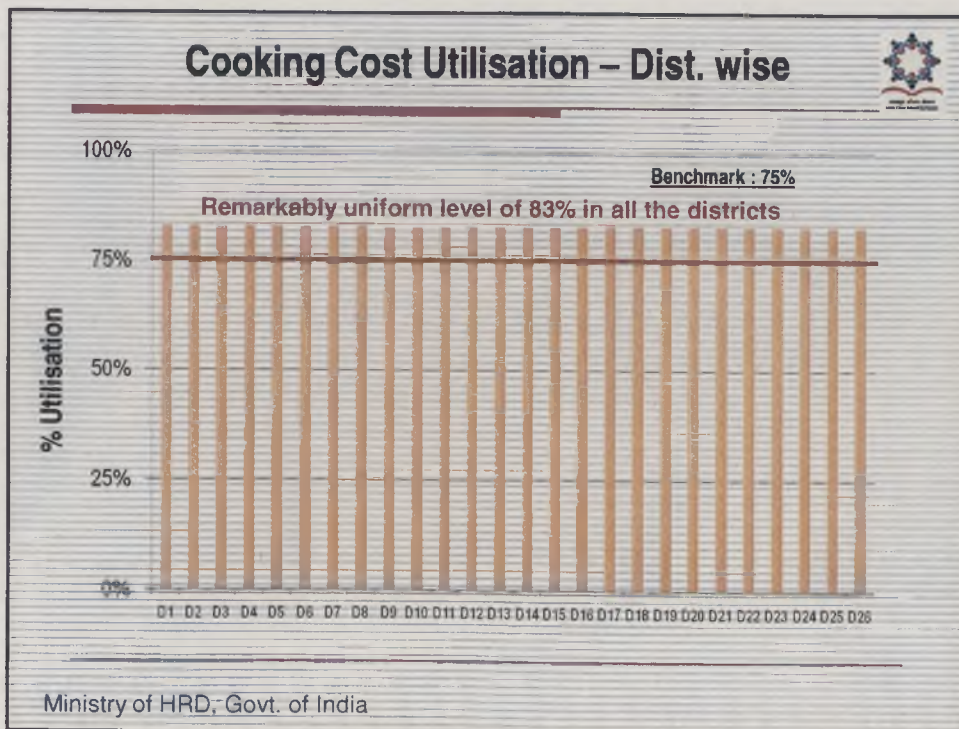
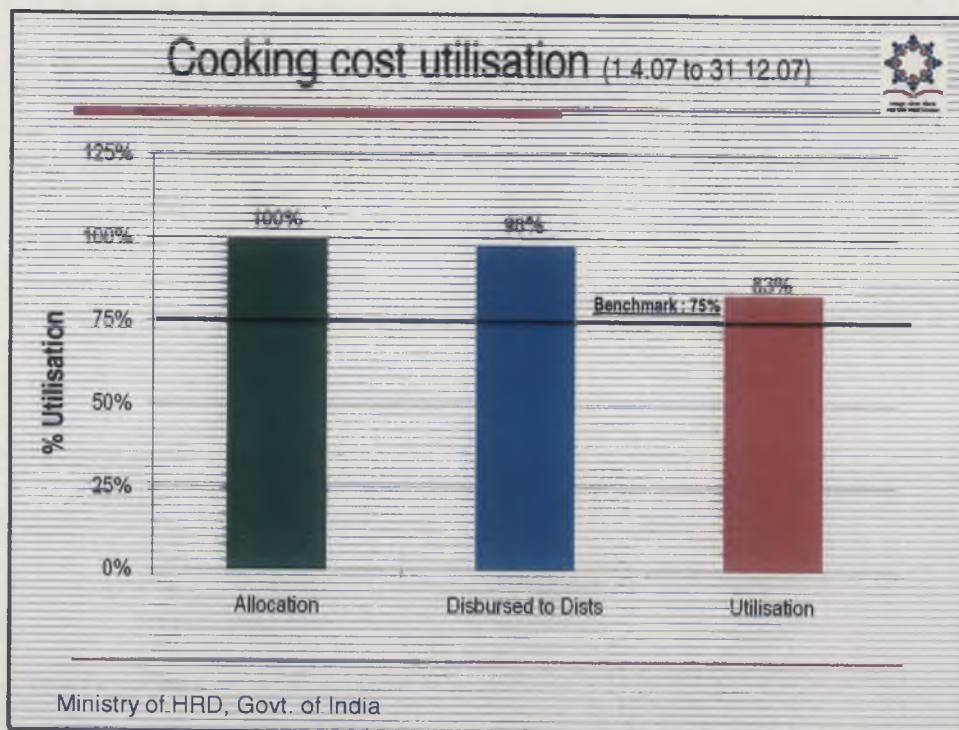
Ministry of HRD, Govt. of India

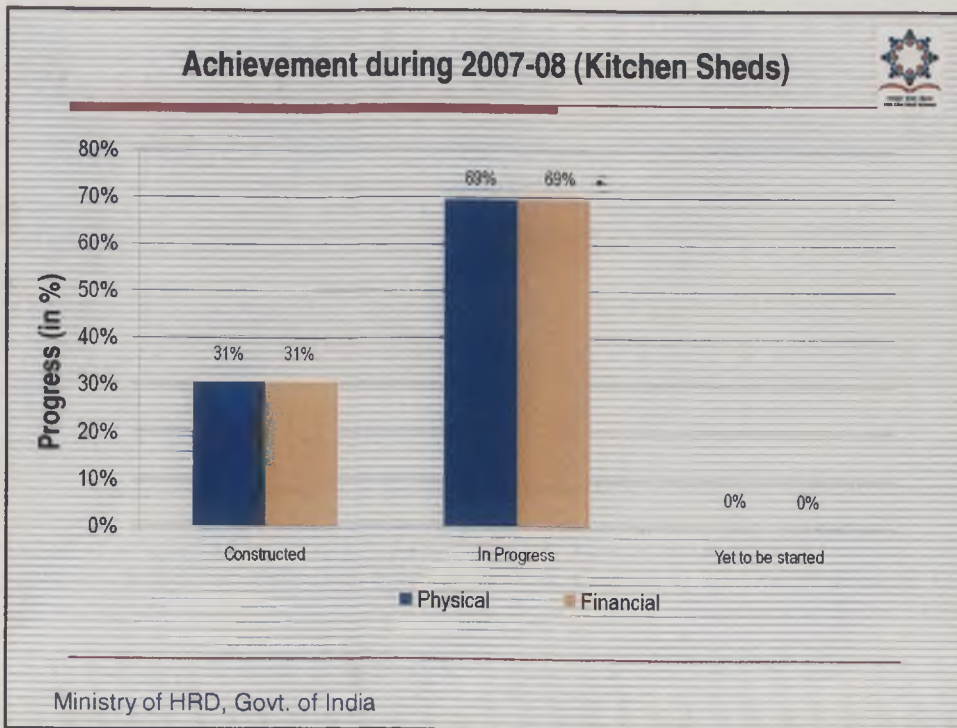
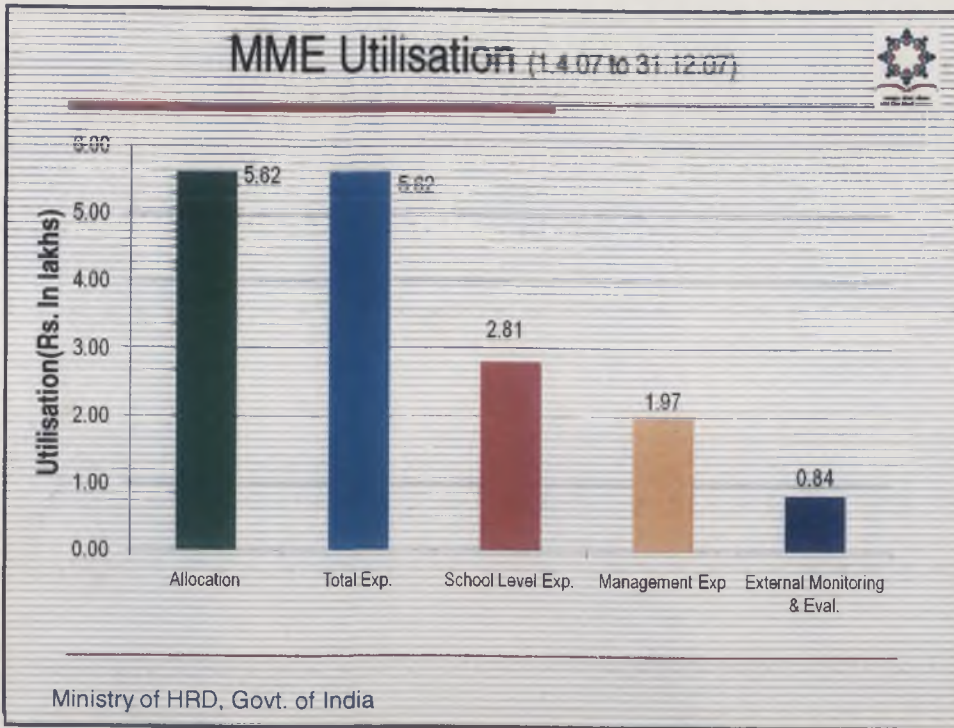
### Cooking Cost Disbursed to Districts



Ministry of HRD, Govt. of India







## Performance Score card – A Summary

Sl. No.	Component	Achievement	Benchmark
1.	Foodgrains Lifting	75%	85%
2.	Foodgrains Utilisation	75%	75%
3.	Cooking Cost Utilisation	83%	75%
4.	MME Utilisation	100%	75%
5.	Kitchen Shed construction	31%	100%
6.	Kitchen Devices procurement	100%	100%
7.	UC for foodgrains	4 nos.	4 nos.
8.	QPRs	10 nos.	11 nos.
9.	ATR on MI Report	0	3 nos.

Ministry of HRD, Govt. of India

## Irregularities in Foodgrains Management brought out by C&AG Audit Report

- Food grain worth of Rs. 8.8 crores lifted from FCI was sold out and proceeds were deposited into Directorate of School Education during 2001-05.**  
(Para 18 of C&AG Audit Report, 2007)
- State Govt. reported that conscious decision was taken to convert FCI food grains into cash and distributed cash to Deputy Inspector of Schools in lieu of food grains due to difficulty in transportation of food grains.**

Ministry of HRD, Govt. of India

Contd.....

## Irregularities in Foodgrains Management

Contd....

- 3133 Quintals of rice valued at Rs. 32.90 lakhs lifted by Transporters were not delivered at Schools during 1996-97 to 1998-99. [Para 6.2(d) of C&AG Audit Report, 2000]
- On a test check conducted, out of 1,478 quintals rice lifted from FCI godown, only 85 quintals was delivered at schools during Nov,95 to Mar99. [Para 7.5 of C&AG Audit Report, 2000]

The unutilized quantity of rice was sold out and proceeds were used for annual picnic, sports feast etc.

Ministry of HRD, Govt. of India

Contd.....

## Irregularities in Foodgrains Management

Contd....

- Due to mishandling of foodgrains in 1995-96, damaged foodgrains were sold out at a reduced rate involving financial loss of Rs. 62.05 lakhs.
- In 1998-99, foodgrains valued at Rs. 1.17 crore was sold at a reduced value of Rs. 54.75 lakhs and proceeds were utilized for purchase of sports goods, annual picnic etc.
- The State Govt. did not report this financial loss to Govt. of India.  
[Para 6.3(b) of C&AG Audit Report, 2000]
- During 1996-97 to 1998-99, a contractor lifted 3737 quintals of rice from FCI godown and delivered inferior quality to 118 primary schools.  
[Para 8.1(c) of C&AG Audit Report, 2000]

Ministry of HRD, Govt. of India

## Findings of MI: Nagaland University

---



- Mid Day Meal is not served in EGS/AIE centres.
- In schools, Mid Day Meal is served only twice a week.
- Teachers are made to cook and serve mid day meal.

---

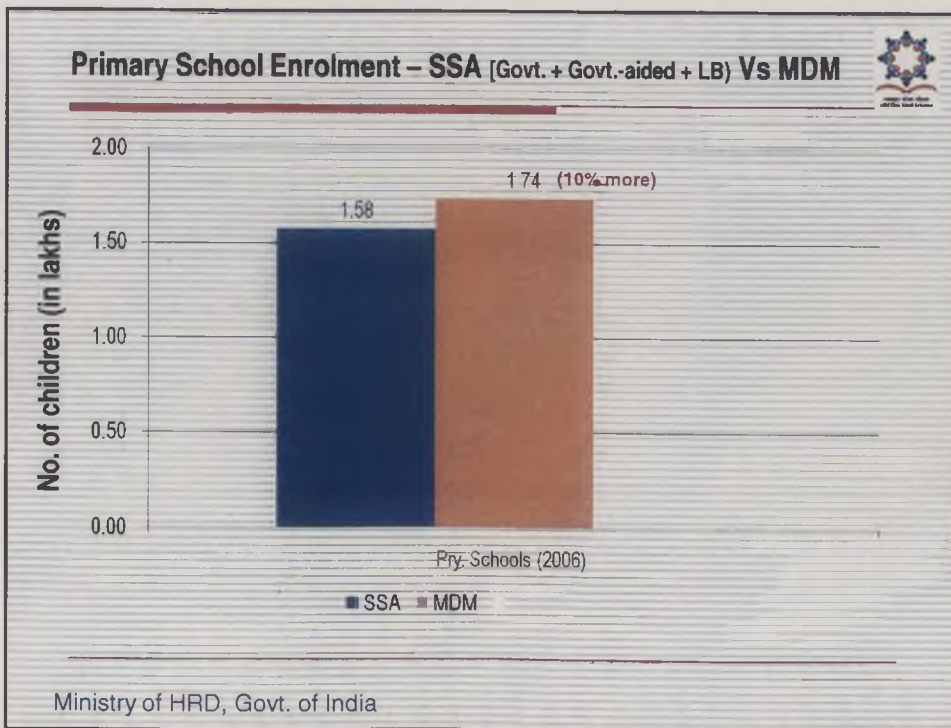
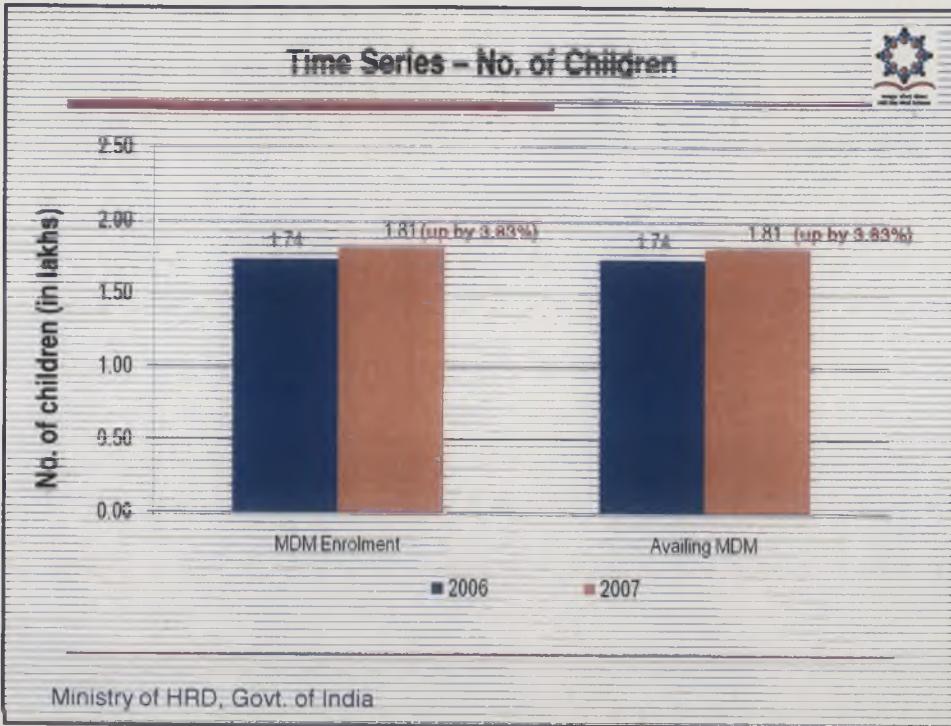
Ministry of HRD, Govt. of India

## Analysis of State's Proposal for 2008-09




---


Ministry of HRD, Govt. of India



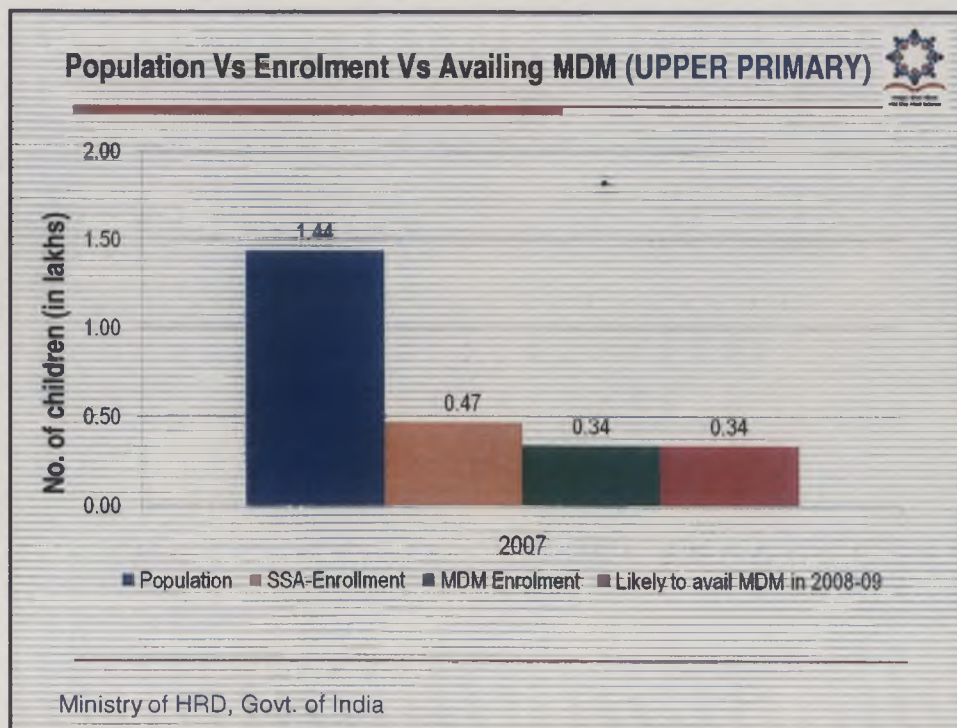
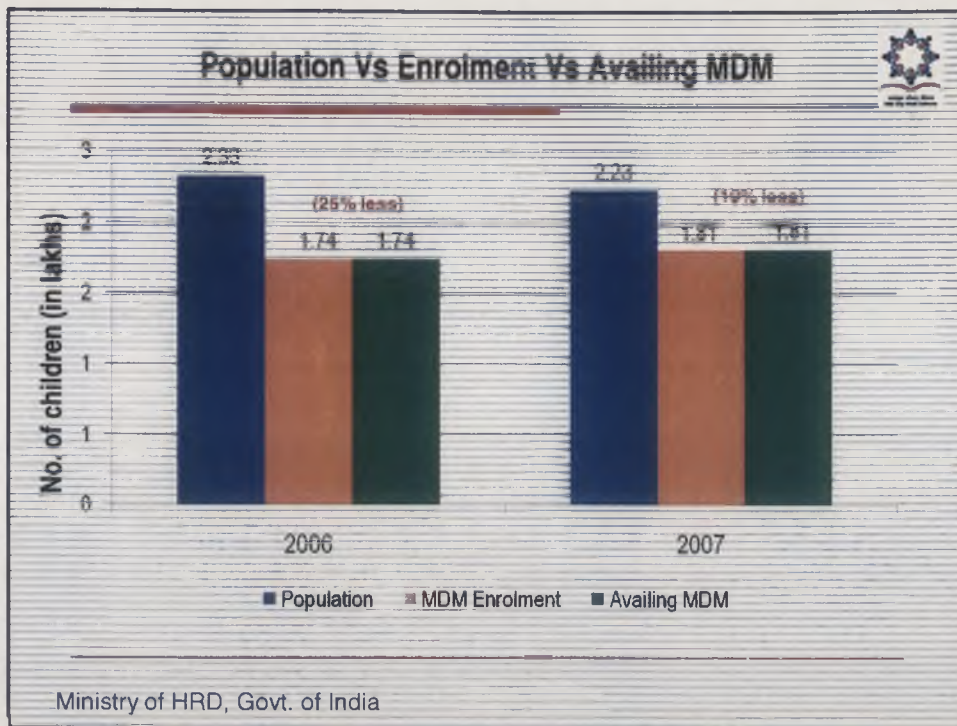
Ministry of HRD, Govt. of India



### Enrollment (AIE)- SSA Vs MDM



Ministry of HRD, Govt. of India








---

# Thank You



Ministry of HRD, Govt. of India

1





**Mid Day Meal Scheme**

**MDM-PAB Meeting – Orissa**  
on 01.05.2008

मध्याह्न भोजन योजना  
Mid Day Meal Scheme

Ministry of HRD  
Government of India



Part-I

**Review of Implementation of  
MDMS in Orissa**  
(1.4.2007 to 31.12.2007)

Ministry of HRD, Govt. of India

## Questions?



- ❖ What is the level of unspent balances as on 31.03.07?
- ❖ How regular the lifting of food grains? Is there any disruption/shortage in availability of food grains?
- ❖ What is the level of lifting?
- ❖ How about cooking cost? Was disbursed to Districts? What is the level of utilisation at school level?
- ❖ How synchronous utilisation of food grains and cooking cost?

..... contd

Ministry of HRD, Govt. of India

Contd .....

## Questions?



- ❖ How much MME was utilized? Under what activities?
- ❖ What is the progress in construction of Kitchen Sheds and procurement of kitchen devices?

### Part -II

- ❖ What is the trend in Enrollment and No. of children availing MDM from 2006 to 2007?
- ❖ How well MDM data compares with SSA data and Census data?

Ministry of HRD, Govt. of India

## Benchmarks



- ❖ Desirable stock in hand : 15% (+ or - 5%)
- ❖ Lifting of foodgrains [1.4.07 to 31.12.07]: 85% (+ or - 10%)
- ❖ Utilisation of foodgrains and cooking cost [1.4.07 to 31.12.07]: 75% (+ or - 10%)
- ❖ Every month 1/12th of foodgrains is lifted & distributed.
- ❖ Utilisation of foodgrains & cooking cost is synchronous.
- ❖ State's AWP&B is in accordance with M/HRD's guidelines.
- ❖ Data in the AWP&B is authentic, reliable & based on the records.

Ministry of HRD, Govt. of India

## Definitions



- ❖ % Utilisation = (Utilisation / Allocation) x 100
- ❖ Allocation means Gross Allocation before adjusting unspent balance - Requirement for the year
- ❖ Allocation for cooking cost includes both Central share & State's contribution (Total unit cost per meal)
- ❖ Utilisation means actual consumption / expenditure at school level : Not releases from higher-level to lower level
- ❖ Unspent balances includes balance on hand at State, District, Block & School level

Ministry of HRD, Govt. of India

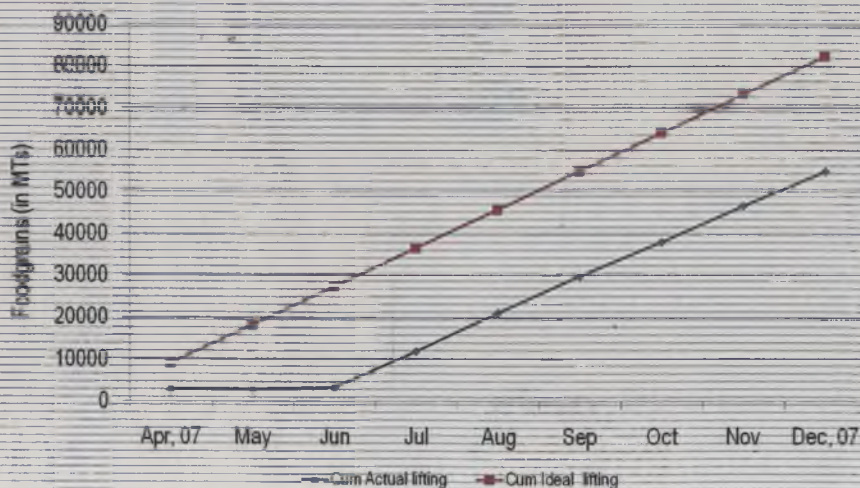
### No unutilized stock as on 31.3.2007 & 31.12.2007

□ It is unlikely since .....

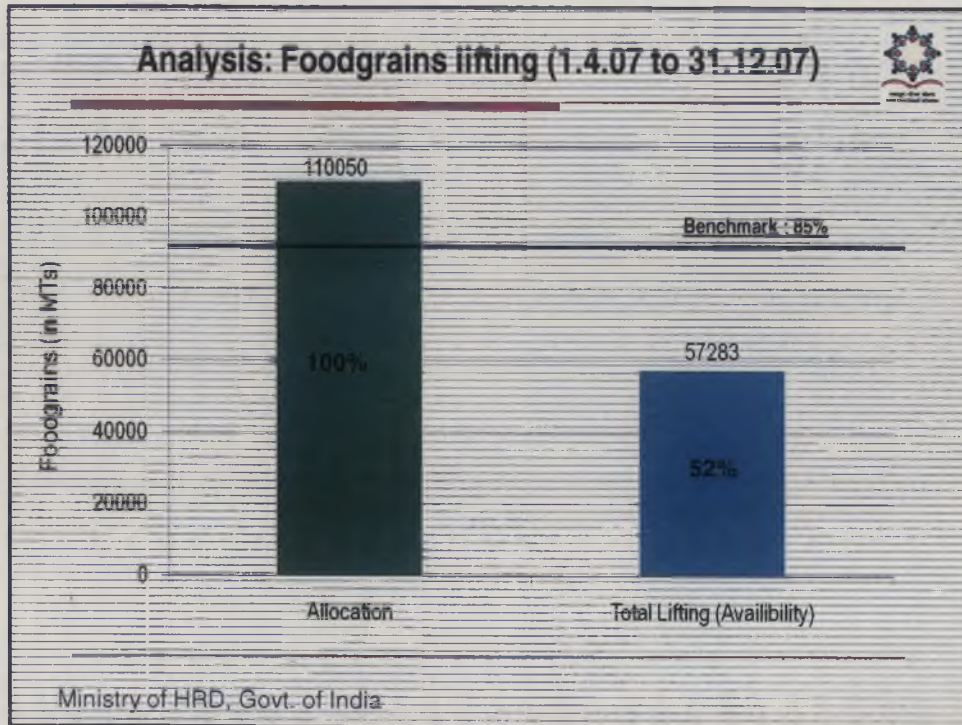
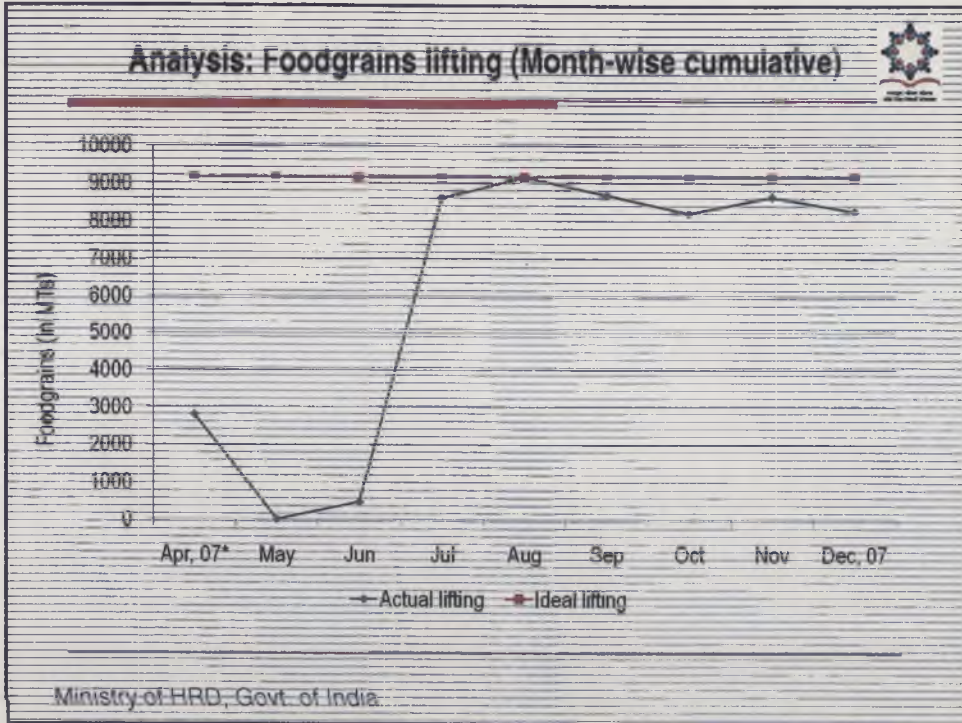
- Unspent balance includes balance stock at District, Block and School levels. (As per the format supplied by MHRD vide Table-6 of AWP&B 2008-09)
- Entire allocation utilized during the period 01.04.06 to 31.03.07 and 01.04.07 to 31.12.07.
  - All the children availed mid day meal in **all** working days and thus, the attendance rate is **100%**.
- 21 & 20 working days each in April 2007 and Jan 2008 respectively in Orissa.
- States/UTs are to ensure that a minimum of one-month buffer stock of foodgrains and cooking costs is available in each school. (As per MDM Guidelines, 2006 para 3.3 (iv))

Ministry of HRD, Govt. of India

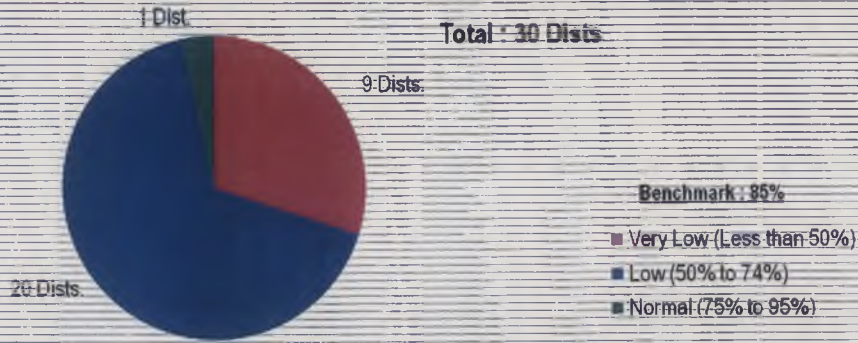
### Analysis: Foodgrains lifting (Month-wise cumulative)



Ministry of HRD, Govt. of India



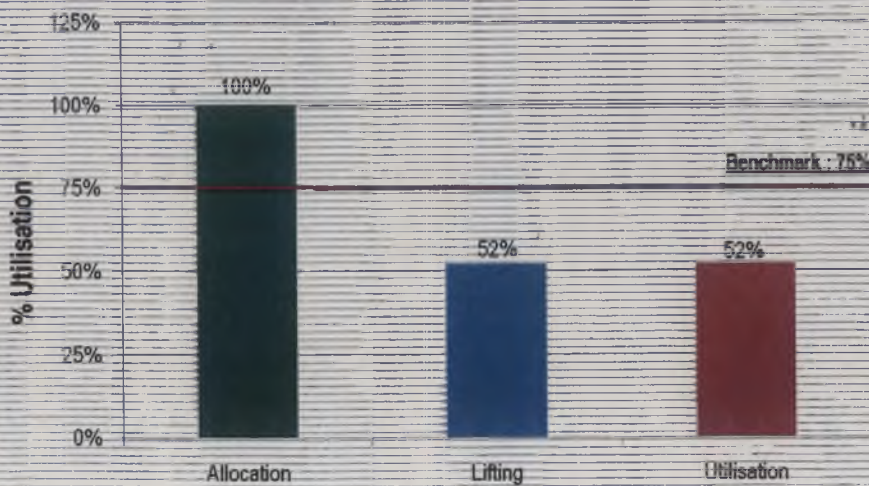
### Foodgrains lifting (Availability) – Dist. wise



**Focus Districts (Table No. 1.v of AS)**  
**Very Low Lifting:** Nayagarh (38%), Cuttak (39%), Kendrapada (42%), Jharsuguda (43%) etc.  
**Low Lifting:** J.S. Pur (50%), Baragarh (51%), Rayagada (51%), Keonjhar (51%) etc.

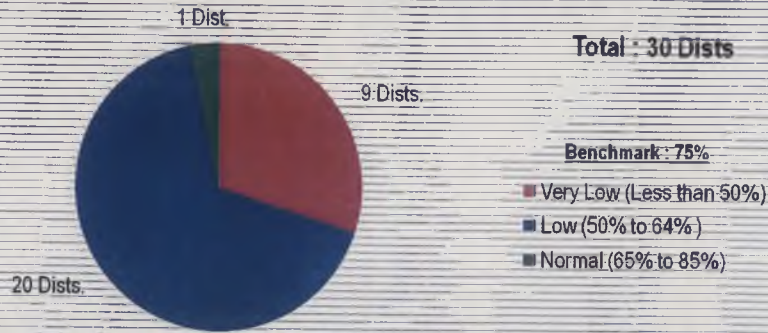
Ministry of HRD, Govt. of India

### Foodgrains utilisation (1.4.07 to 31.12.07)



Ministry of HRD, Govt. of India

## Foodgrains Utilisation – Dist-wise

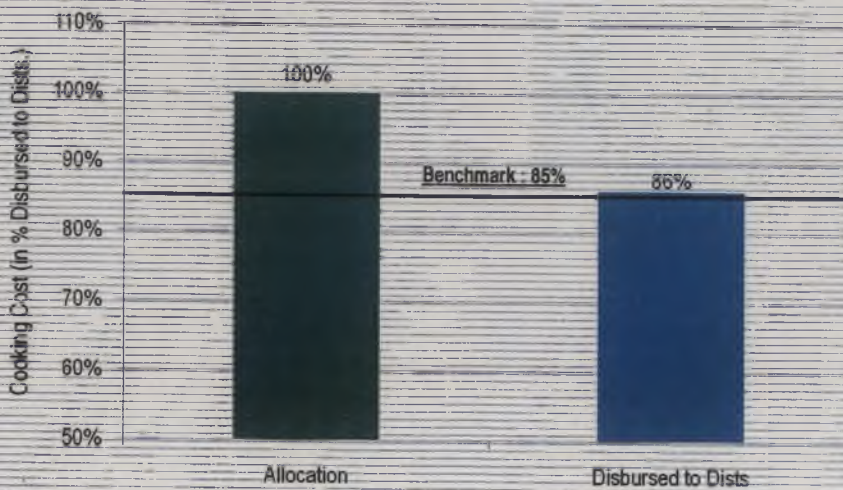


### Focus Districts (Table No. 1.7 of AS)

**Very Low Utilisation:** Nayagarh (38%), Cuttak (39%), Kendrapada (42%), Jharsuguda (43%) etc.  
**Low Utilisation:** J.S. Pur (50%), Baragarh (51%), Rayagada (51%), Keonjhar (51%) etc.

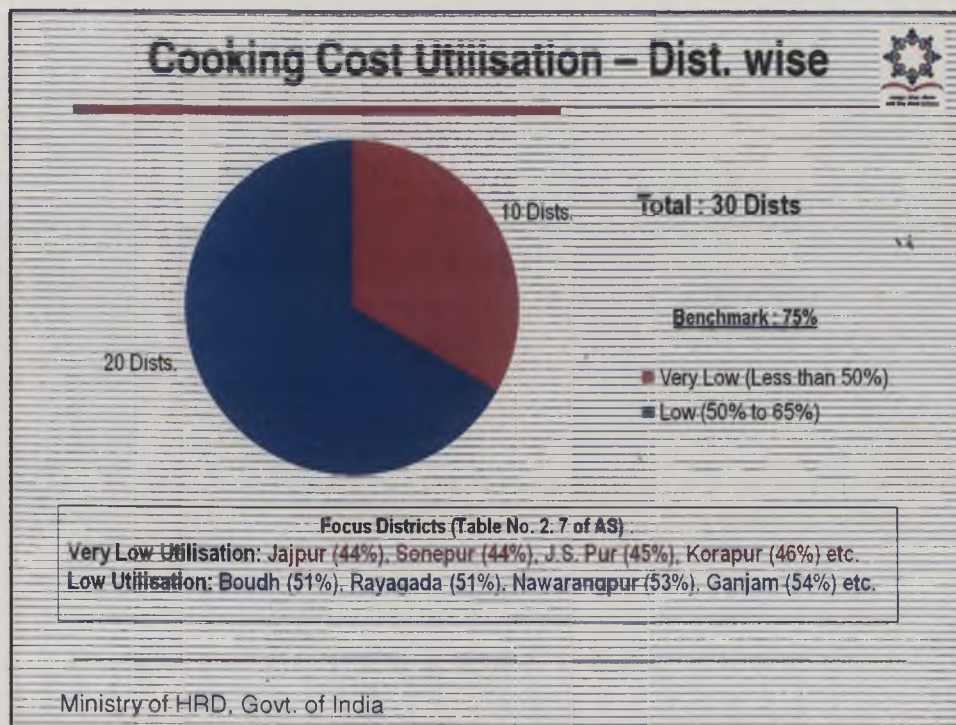
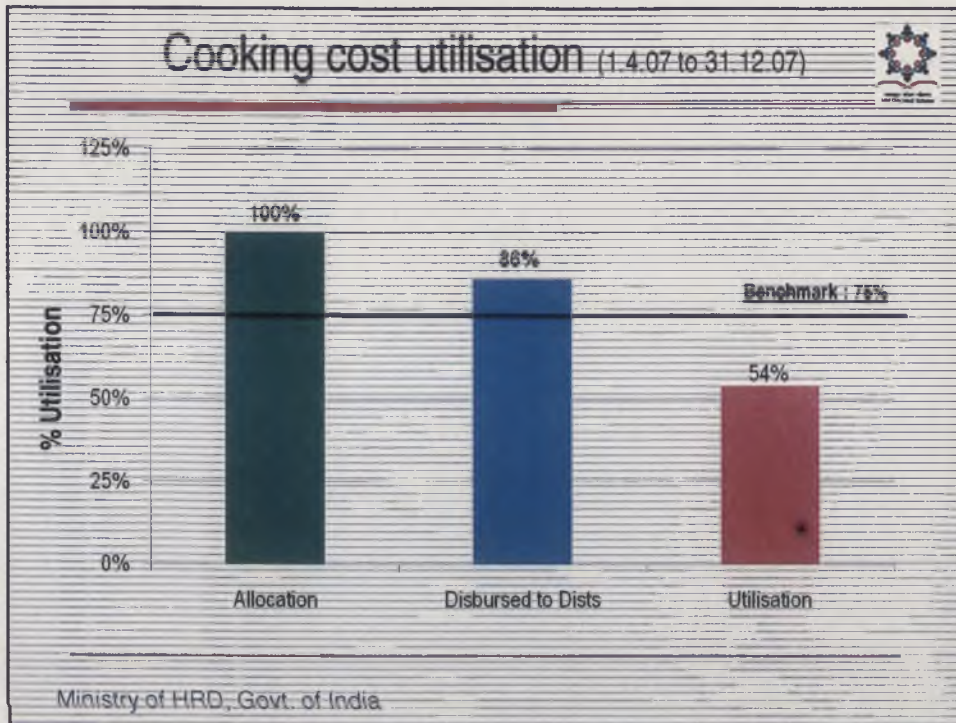
Ministry of HRD, Govt. of India

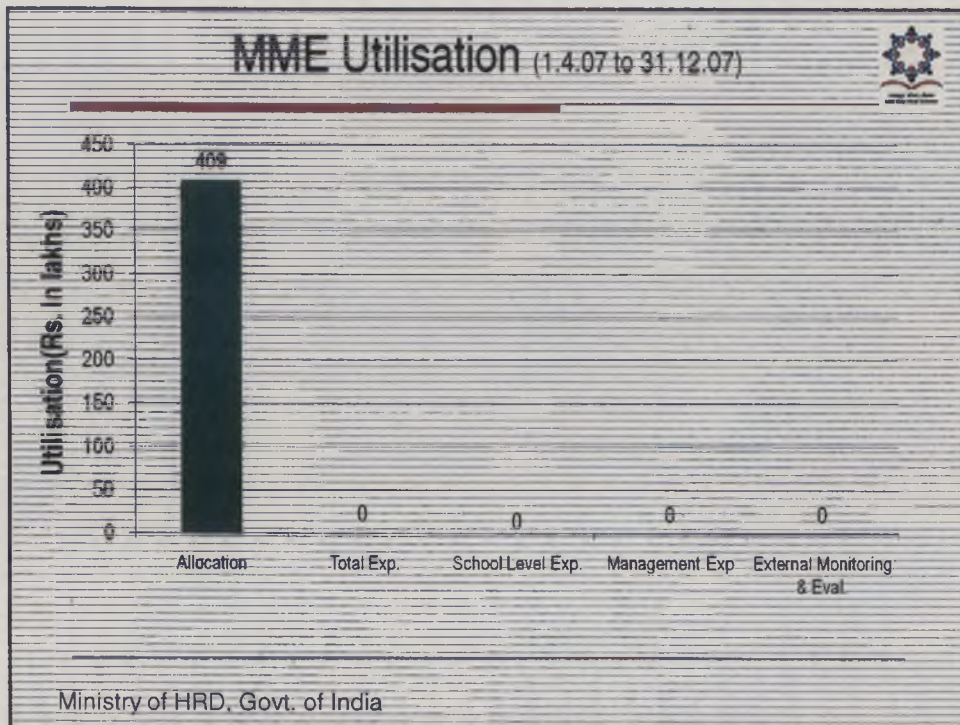
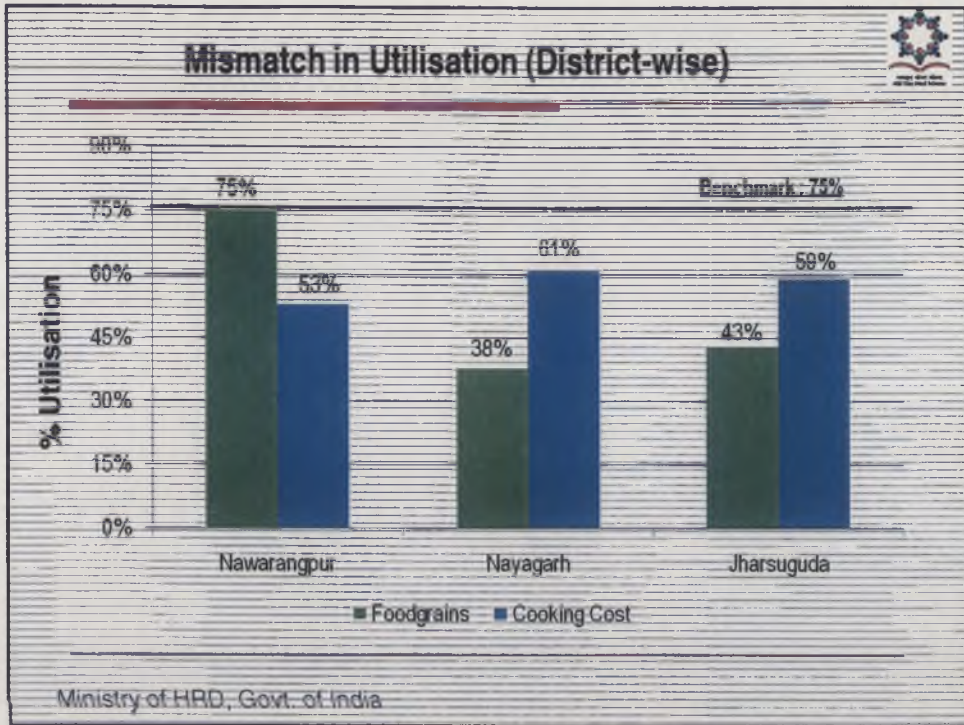
## Cooking Cost Disbursed to Districts

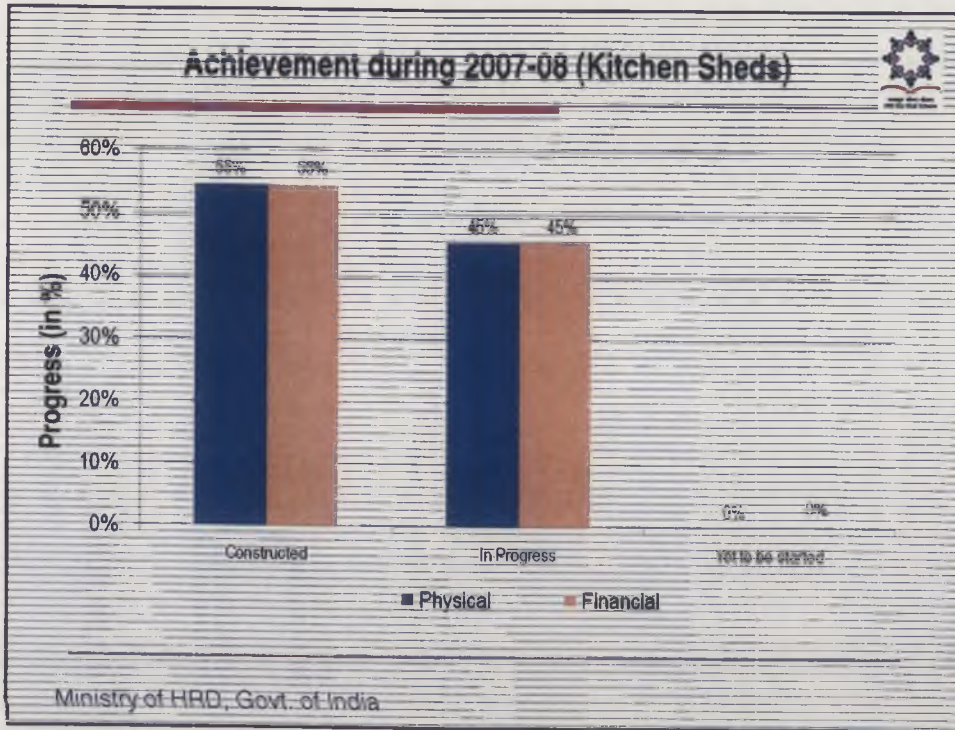


Ministry of HRD, Govt. of India









### Performance Score card – A Summary

Sl. No.	Component	Achievement	Benchmark
1.	Foodgrains Lifting	52%	85%
2.	Foodgrains Utilisation	52%	75%
3.	Cooking Cost Utilisation	54%	75%
4.	MME Utilisation	0%	75%
5.	Kitchen Shed construction	55%	100%
6.	Kitchen Devices procurement	49%	100%
7.	UC for foodgrains	1 no.	4 nos.
8.	QPRs	10 nos.	11 nos.
9.	ATR on MI Report	0	3 nos.

Ministry of HRD, Govt. of India

- Instances of delay and short delivery of foodgrains in schools were noticed.

Ministry of HRD, Govt. of India

Contd.....

### Observation of C&AG Performance Audit - 2007



- Test checks of schools showed that there was no mechanism in place to check the quality and quantity of foodgrains.
- The rice was adulterated and not fit for human consumption.
- The loss of teaching time constituted 41%.
- Meetings of State SMCs were not held or held only once against the prescribed 5 meetings during Dec, 04 to March, 07.

## Findings of Monitoring Institutions



- Dr. P.M. Institute of Advanced Study in Education, Sambalpur**  
(In respect of Korapur, Malkangiri and Nabrangpur):
- Only rice and dal were served every day in the schools and there was no variety in the food. Occasionally, green vegetables were added in the dal.
  - The quality of dal was very poor, substandard and eaten up by pest.
  - The headmaster and teaches were completely indifferent and inattentive during the time children were taking MDM.

Ministry of HRD, Govt. of India

Contd.....

## Findings of Monitoring Institutions



- Nabakrushna Choudhary Centre for Development Studies**  
(In respect of Balasore, Boudh, Ganjam, Jagatsinghpur and Puri):
- Same type of food i.e. rice and dalma were served every day in the schools except those located in Puri Municipality. Occasionally, green vegetables were added in the dal.
  - In 56% of the schools in Balasore districts, hot-cooked meal was not served each day for various reasons.
  - In none of the schools in Orissa, micronutrients and de-worming medicines were given to children.
  - In most the schools, the MDM Programme had not been inspected by Blocks level authority.

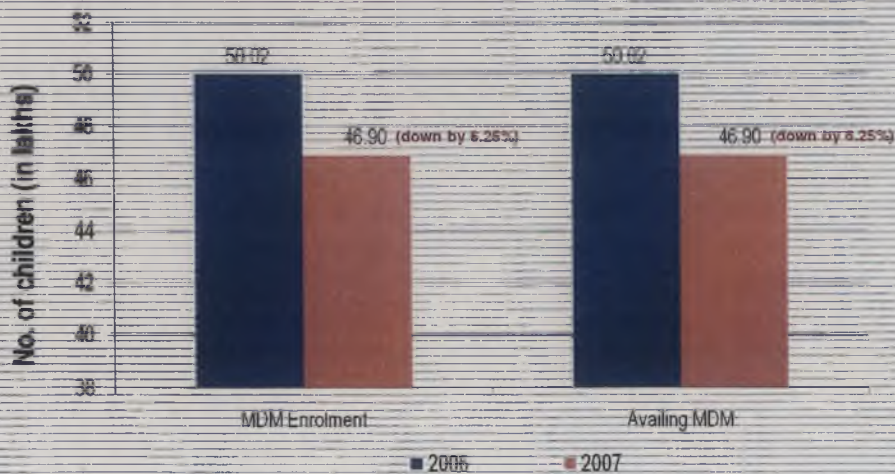
Ministry of HRD, Govt. of India



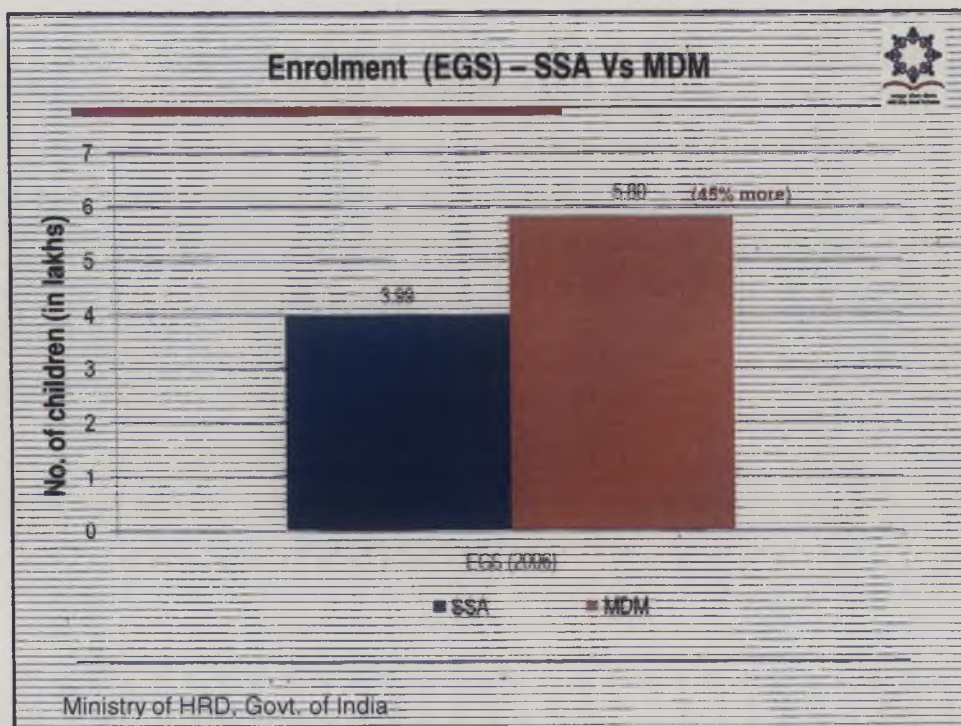
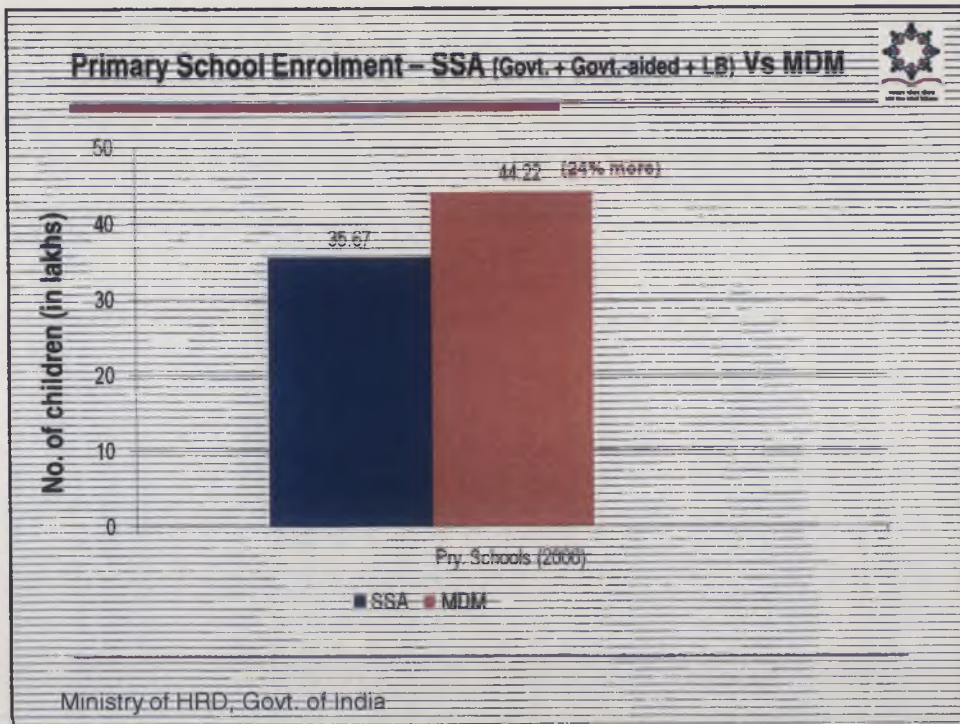
# Analysis of State's Proposal for 2008-09

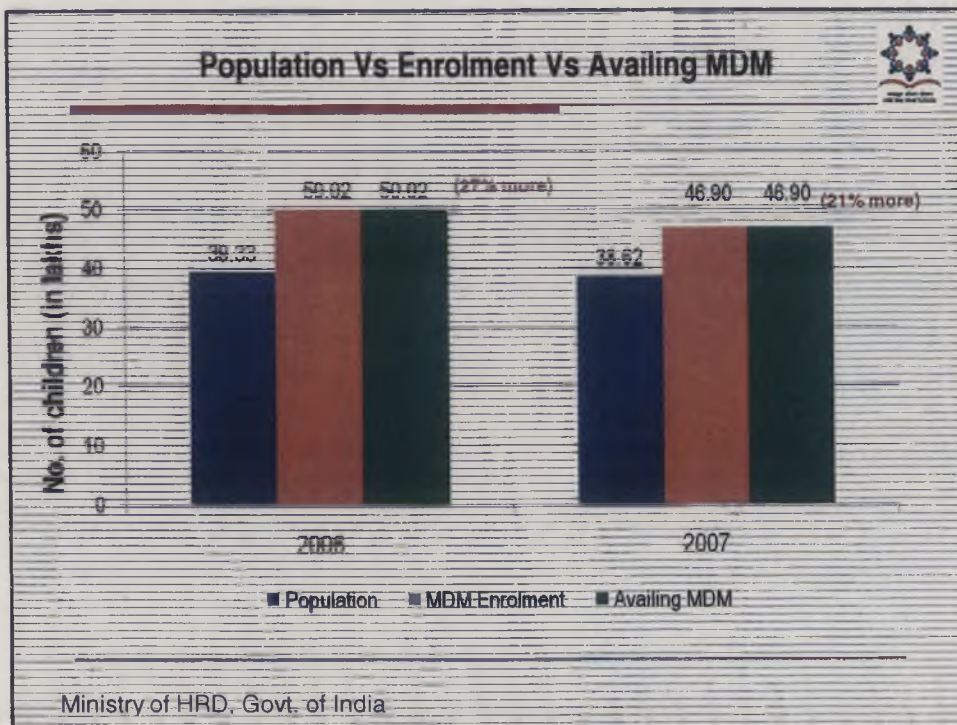
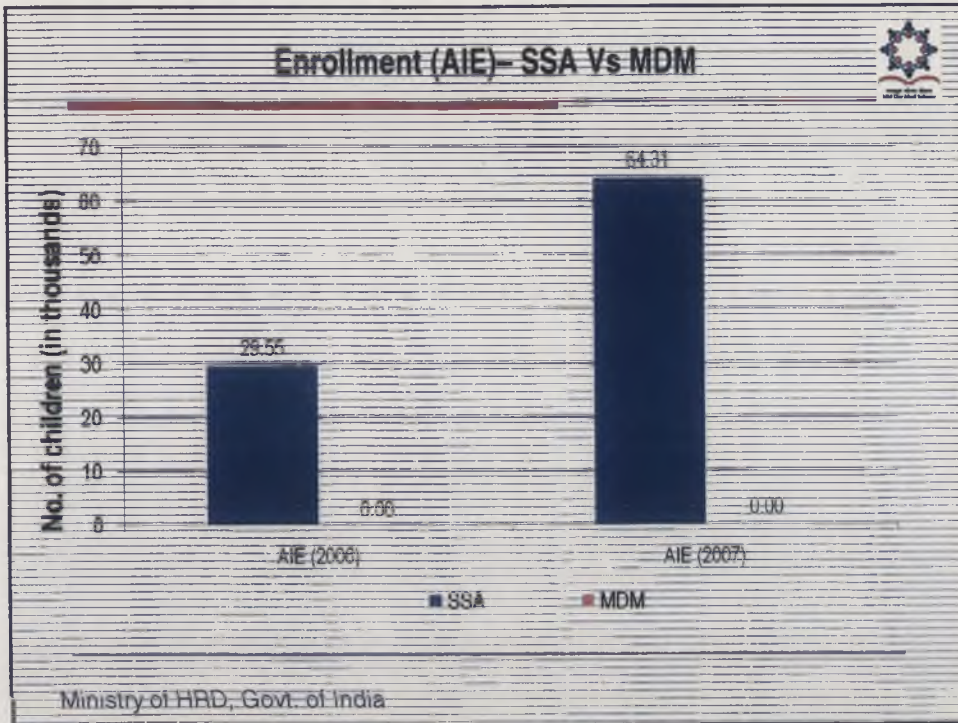
Ministry of HRD, Govt. of India

Time Series – No. of Children

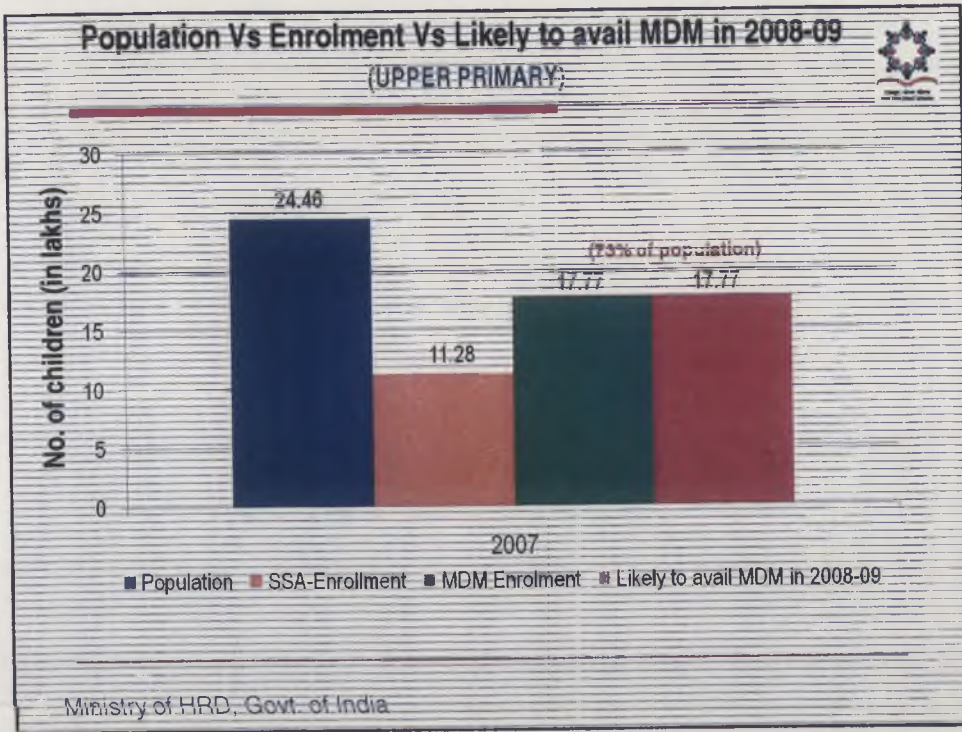


Ministry of HRD, Govt. of India









मिड डे मील योजना  
Mid Day Meal Scheme

---

## Thank You

Ministry of HRD, Govt. of India



मध्याह्न भोजन योजना  
Mid Day Meal Scheme

## Mid Day Meal Scheme

---

MDM-PAB Meeting – Puducherry  
on 04.04.2008

Ministry of HRD  
Government of India



Part-I

---

## Review of Implementation of MDMS in Puducherry

(1.4.2007 to 31.12.2007)

## Questions?



- ❖ What is the level of unspent balances as on 31.03.07?
- ❖ How regular is the lifting of food grains? Is there any disruption/shortage in availability of food grains?
- ❖ What is the level of lifting?
- ❖ How about cooking cost? Was it disbursed to Districts? What is the level of utilisation at school level?
- ❖ How synchronous is utilisation of food grains and cooking cost?

..... contd

Contd .....

## Questions?



- ❖ How much MME was utilized? Under what activities?
- ❖ What is the progress of construction of Kitchen Sheds and procurement of kitchen devices?

### Part -II

- ❖ What is the trend in Enrollment and No. of children availing MDM from 2006 to 2007?
- ❖ How well MDM data compares with SSA data and Census data?

## Benchmarks



- ❖ Desirable stock in hand : **15% (+ or - 5%)**
- ❖ Lifting of foodgrains [1.4.07 to 31.12.07]: **85% (+ or - 10%)**
- ❖ Utilisation of foodgrains and cooking cost [1.4.07 to 31.12.07]: **75% (+ or - 10%)**
- ❖ Every month **1/12th** of foodgrains is lifted & distributed.
- ❖ Utilisation of foodgrains & cooking cost is **synchronous**.
- ❖ State's AWP&B is in accordance with **M/HRD's guidelines**.
- ❖ Data in the AWP&B is **authentic, reliable & based on the records**.

## Definitions

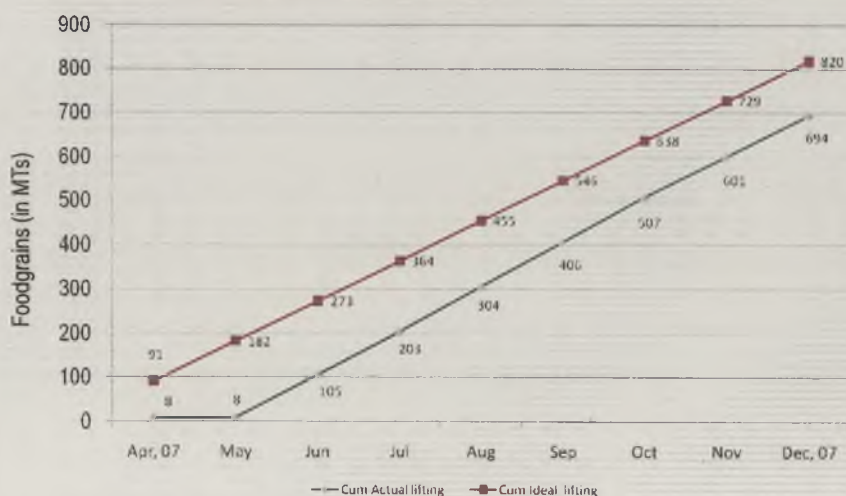


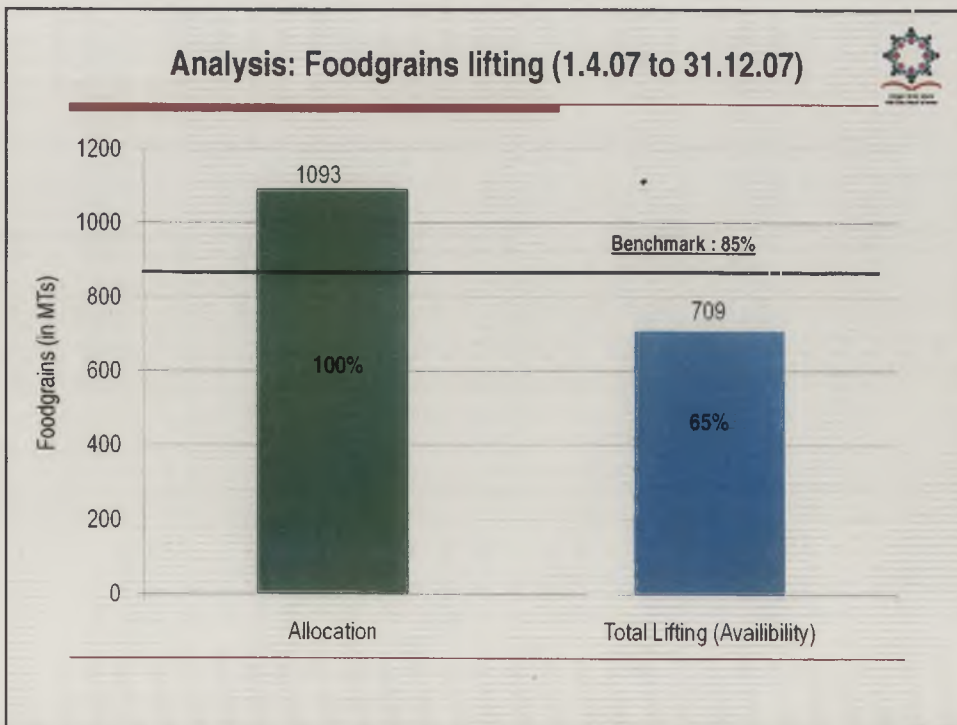
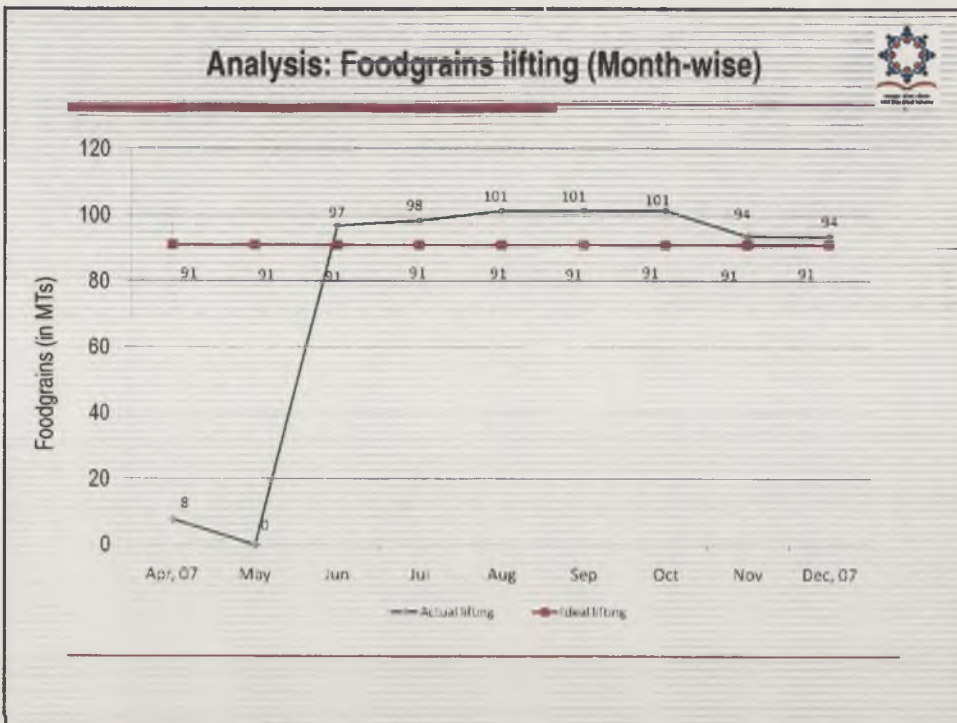
- ❖ % Utilisation = (Utilisation / Allocation) x 100
- ❖ Allocation means Gross Allocation before adjusting unspent balance – Requirement for the year
- ❖ Allocation for cooking cost includes both central share & state's contribution
- ❖ Utilisation means actual consumption / expenditure at school level : Not releases from higher level to lower level
- ❖ Unspent balances includes balance on hand at State, District, Block & School level

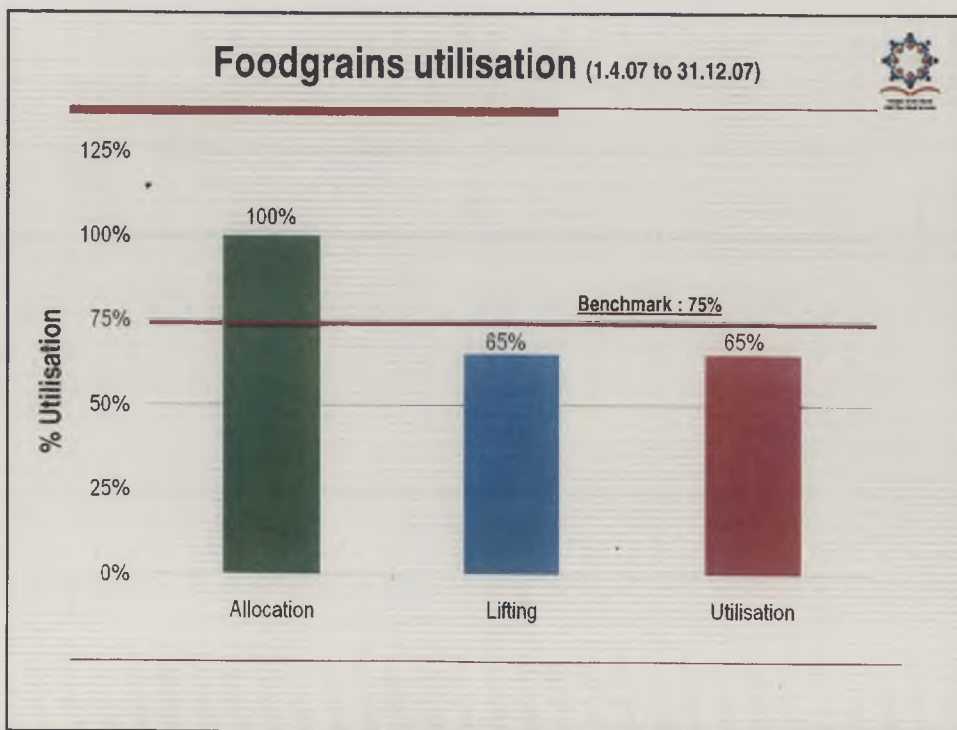
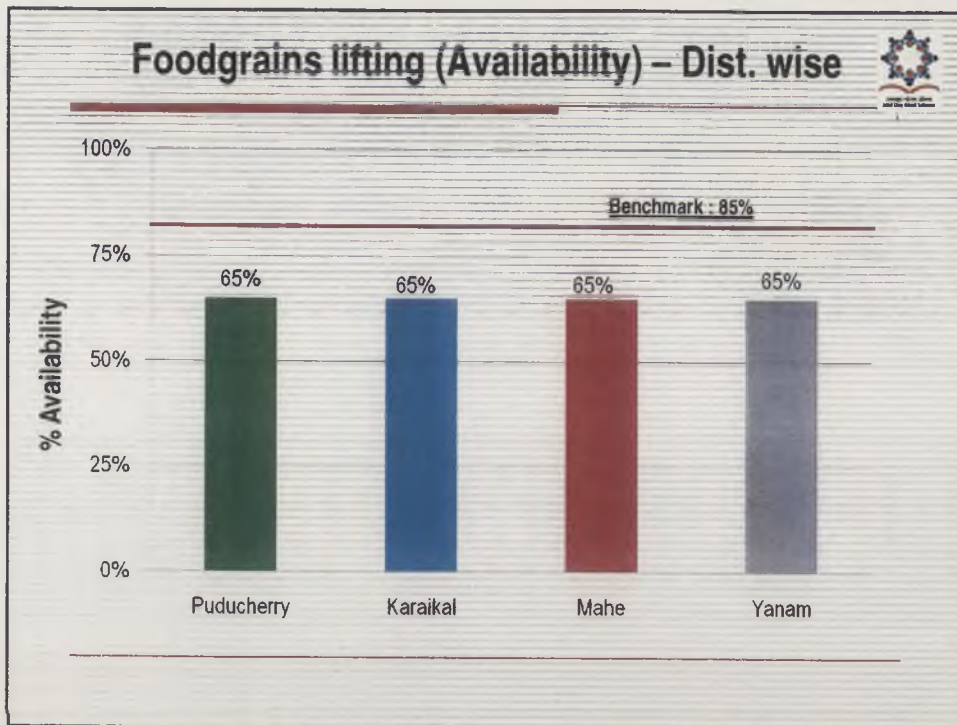
## No unutilized stock as on 31.3.2007 & 31.12.2007

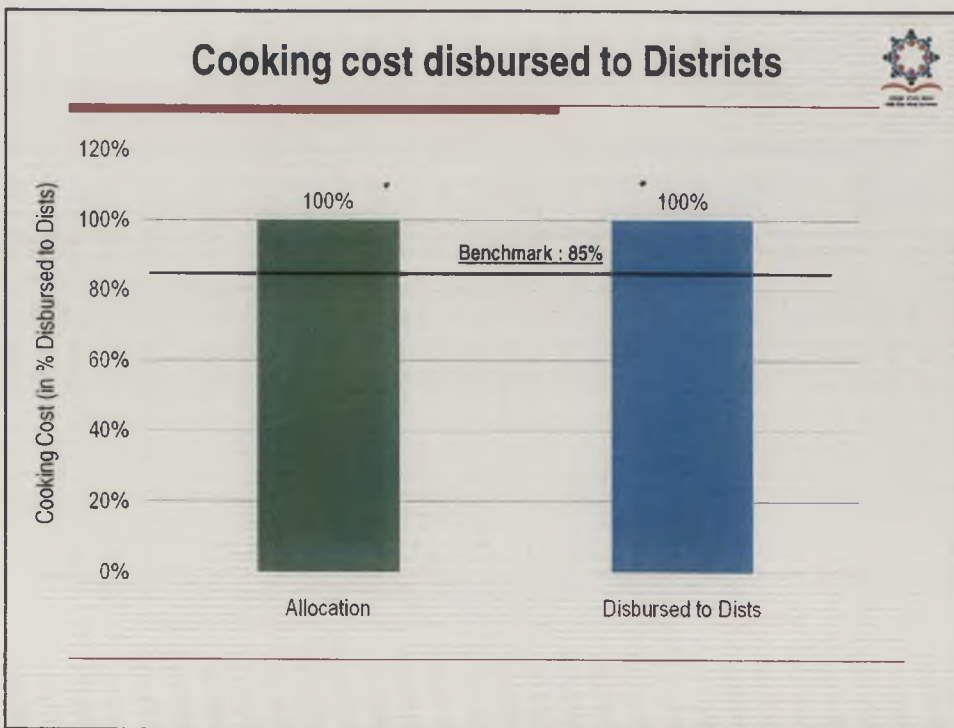
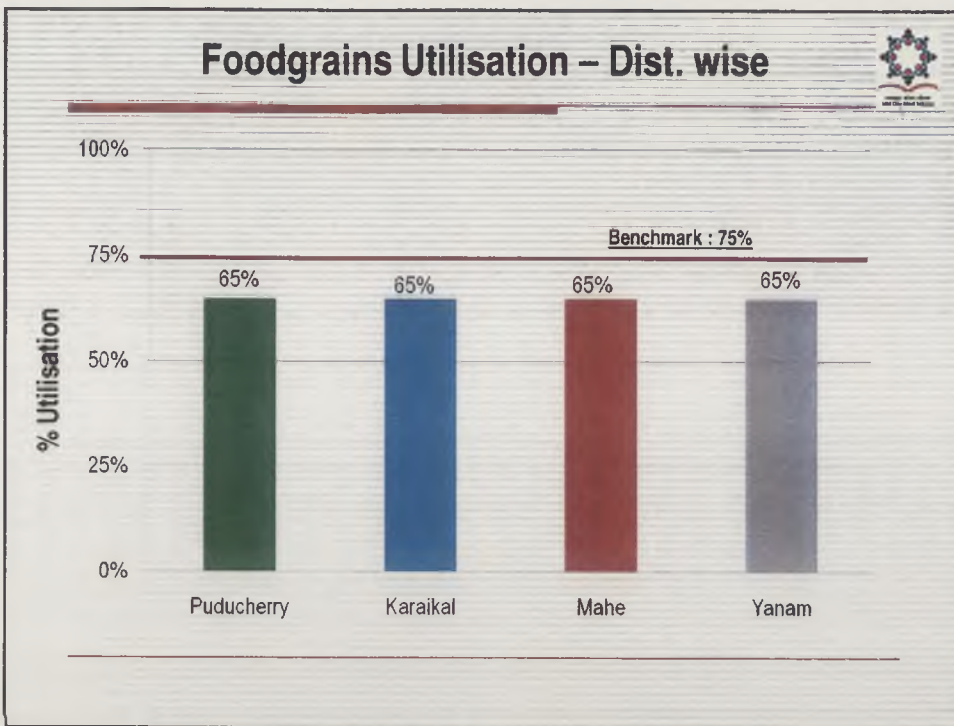
- It is unlikely since ....,
  - Unspent balance includes balance stock at District, Block and School levels. [As per the format supplied by MHRD vide Table-6 of AWP&B 2008-09]
  - Entire allocation utilized during the period 01.04.06 to 31.03.07 and 01.04.07 to 31.12.07.
    - **All** the children availed mid day meal in **all** working days and thus, the attendance rate is **100%**.
  - 12 & 10 working days in April 2007 and Jan 2008 respectively in Puducherry.
  - States/UTs are to ensure that a minimum of one-month buffer stock of foodgrains and cooking costs is available in each school. [As per MDM Guidelines, 2006 para 3.3 (iv)]

## Analysis: Foodgrains lifting (Month-wise cumulative)

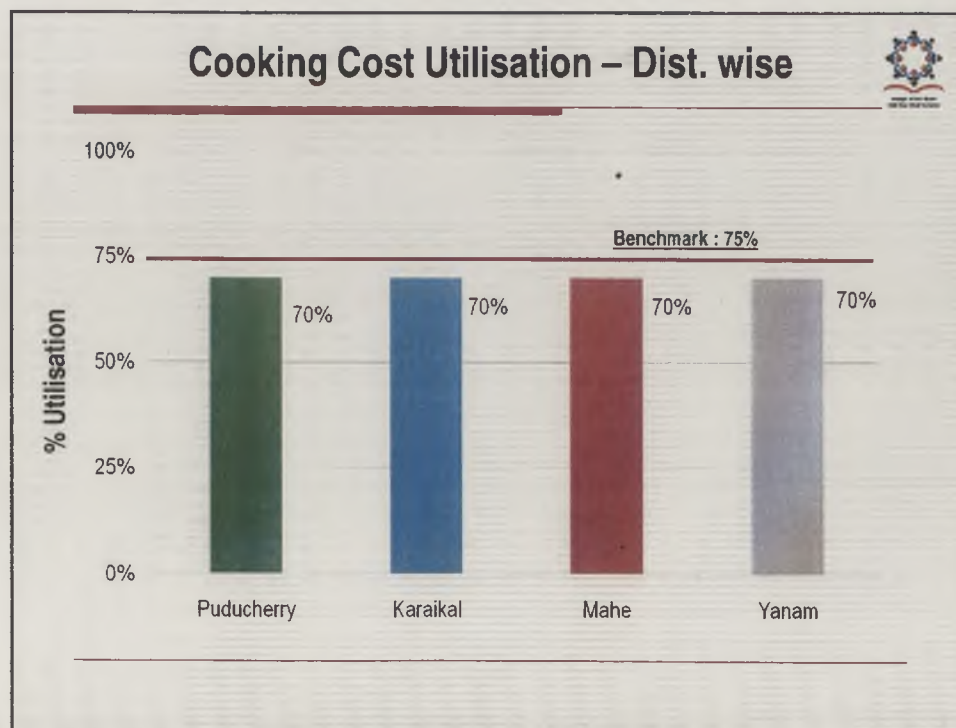
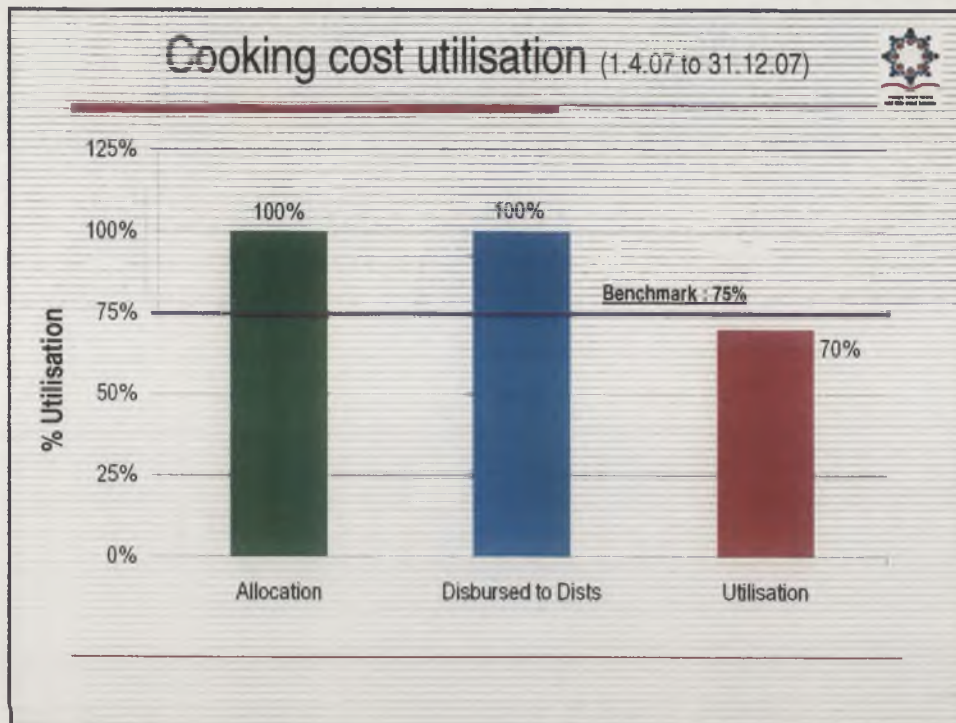


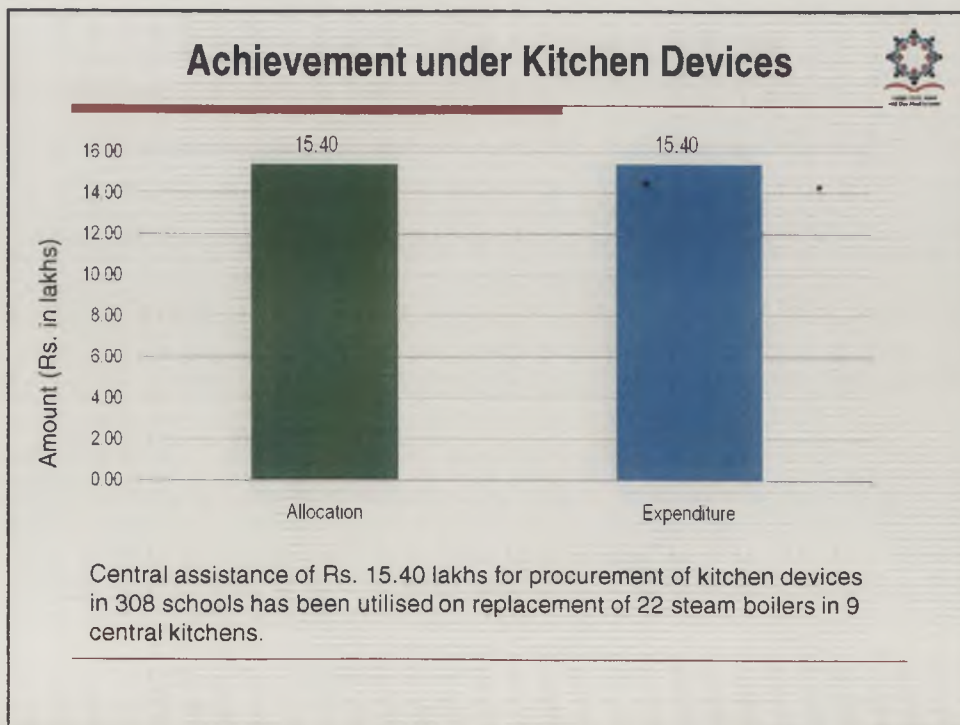
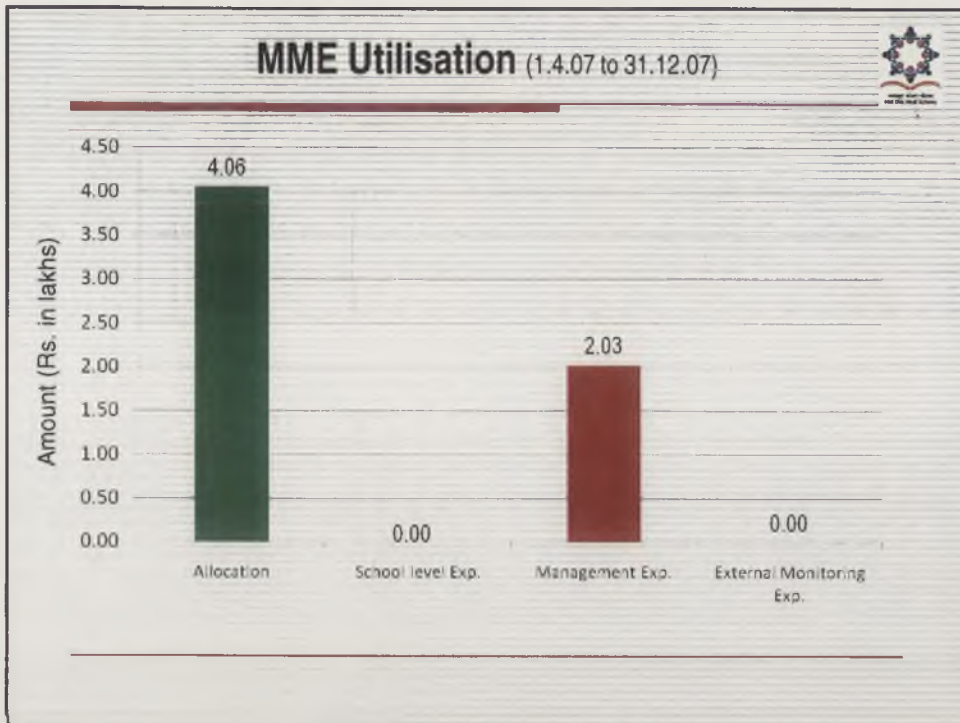






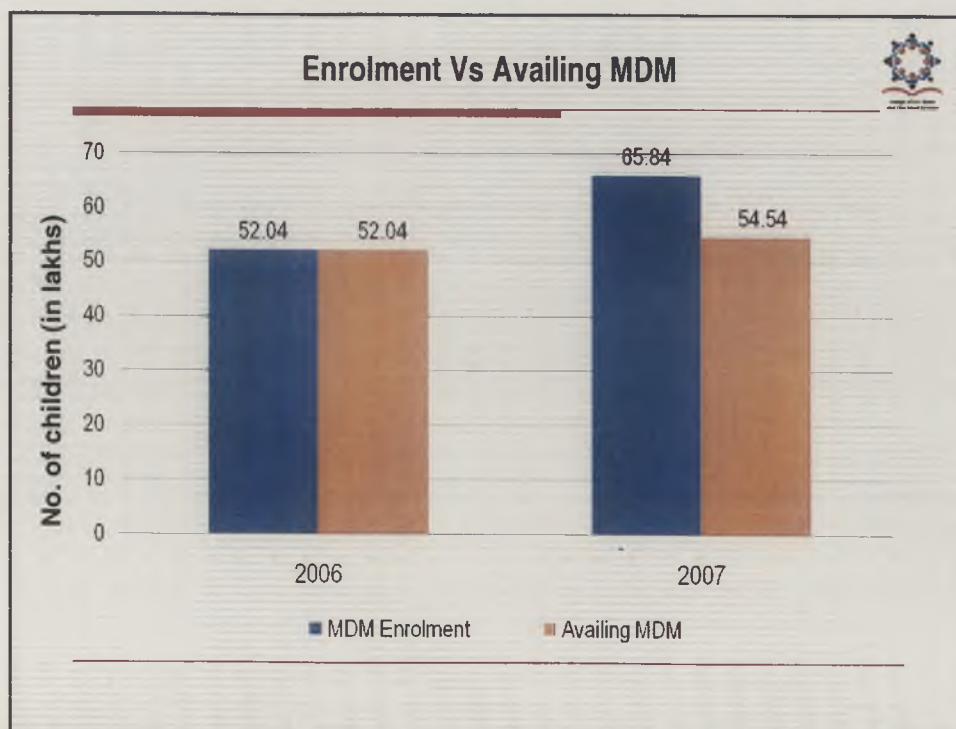




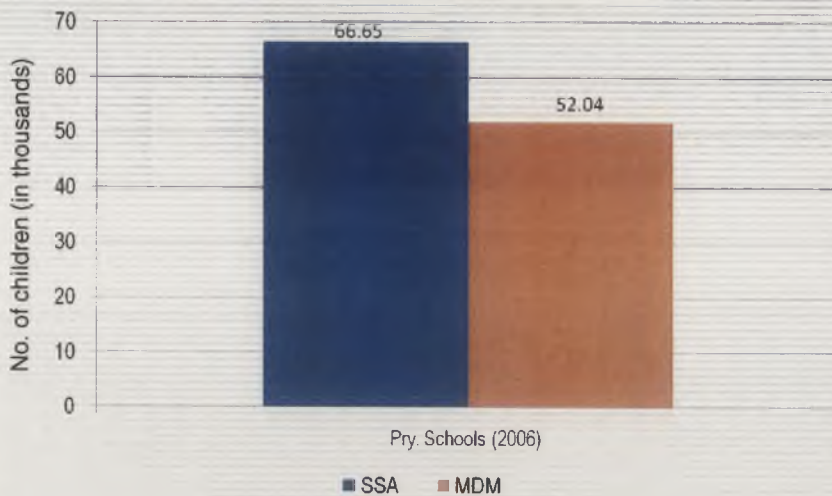




# Analysis of State's Proposal for 2008-09



### Primary School Enrolment – SSA (Govt. + Govt.-aided + LB) Vs MDM



# Thank You





# Mid Day Meal Scheme

---

**MDM-PAB Meeting – Punjab  
on 24.04.2008**

**Ministry of HRD  
Government of India**



**Part-I**

---

## **Review of Implementation of MDMS in Punjab (1.4.2007 to 31.12.2007)**

Ministry of HRD, Govt. of India

## Questions?



- ❖ What is the level of unspent balances as on 31.03.07?
- ❖ How regular the lifting of food grains? Is there any disruption/shortage in availability of food grains?
- ❖ What is the level of lifting?
- ❖ How about cooking cost? Was disbursed to Districts? What is the level of utilisation at school level?
- ❖ How synchronous utilisation of food grains and cooking cost?

..... contd

Ministry of HRD, Govt. of India

Contd .....

## Questions?



- ❖ How much MME was utilized? Under what activities?
- ❖ What is the progress in construction of Kitchen Sheds and procurement of kitchen devices?

### Part -II

- ❖ What is the trend in Enrollment and No. of children availing MDM from 2006 to 2007?
- ❖ How well MDM data compares with SSA data and Census data?

Ministry of HRD, Govt. of India

## Benchmarks



- ❖ Desirable stock in hand : 15% (+ or - 5%)
- ❖ Lifting of foodgrains [1.4.07 to 31.12.07]: 85% (+ or - 10%)
- ❖ Utilisation of foodgrains and cooking cost [1.4.07 to 31.12.07]: 75% (+ or - 10%)
- ❖ Every month 1/12th of foodgrains is lifted & distributed.
- ❖ Utilisation of foodgrains & cooking cost is synchronous.
- ❖ State's AWP&B is in accordance with M/HRD's guidelines.
- ❖ Data in the AWP&B is authentic, reliable & based on the records.

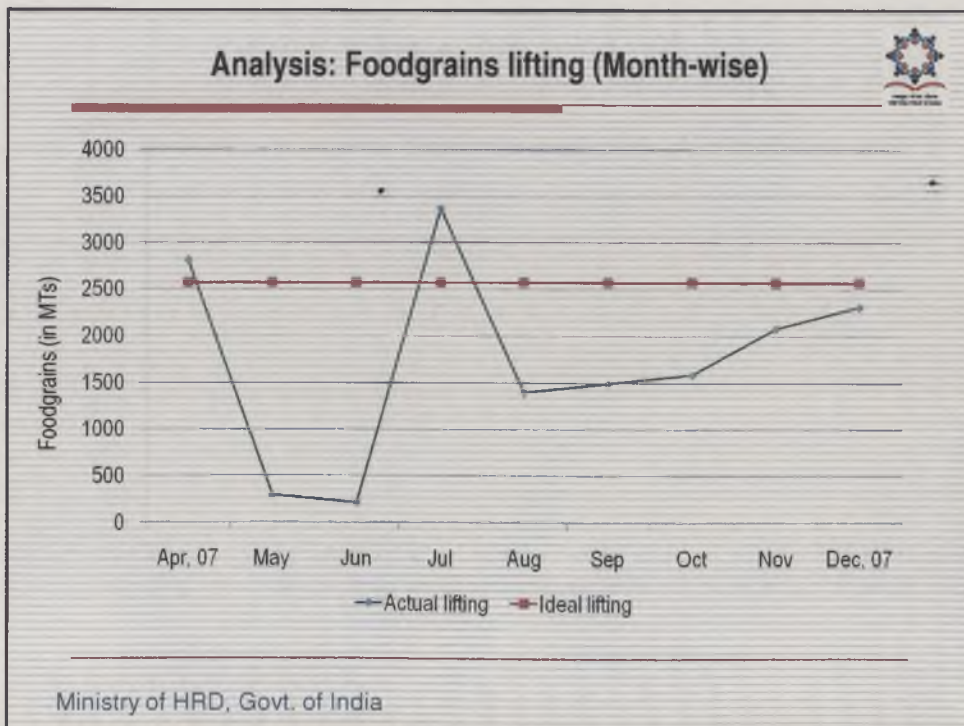
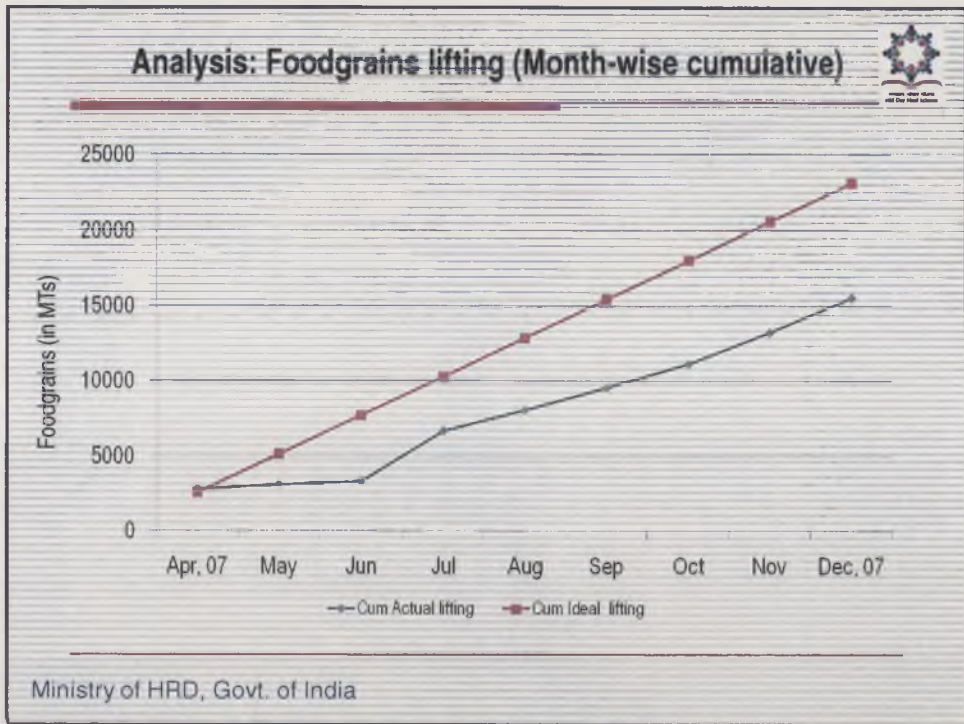
Ministry of HRD, Govt. of India

## Definitions

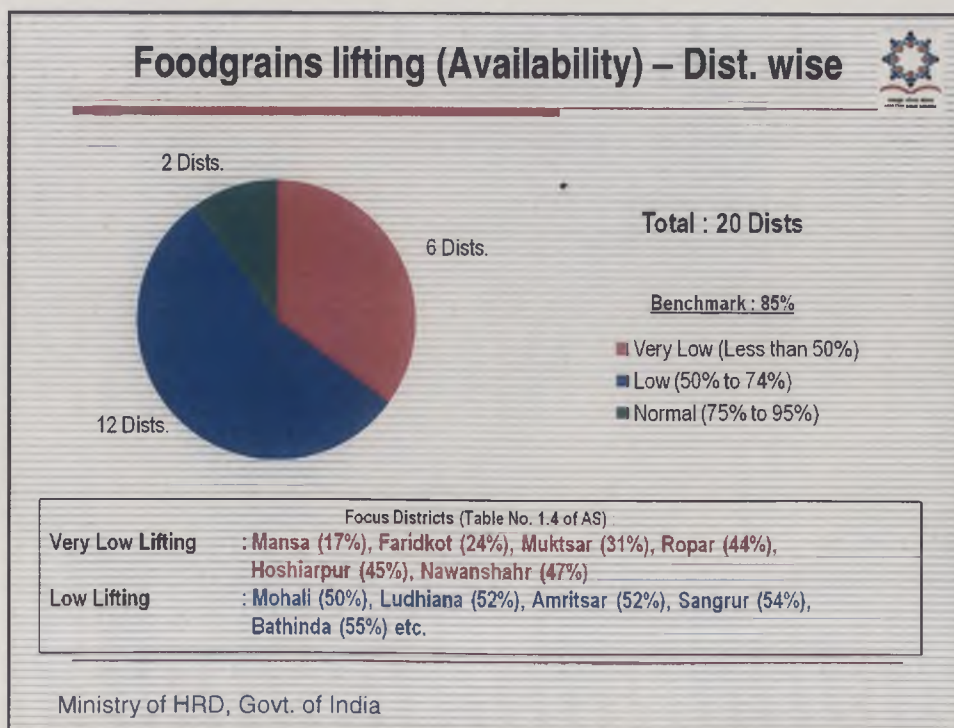
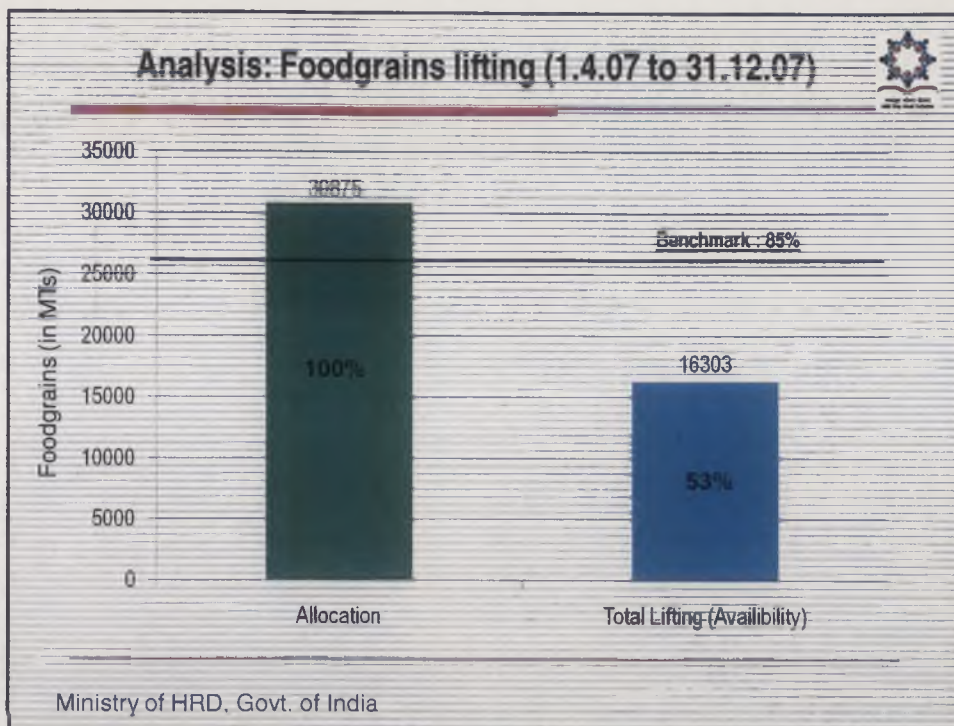


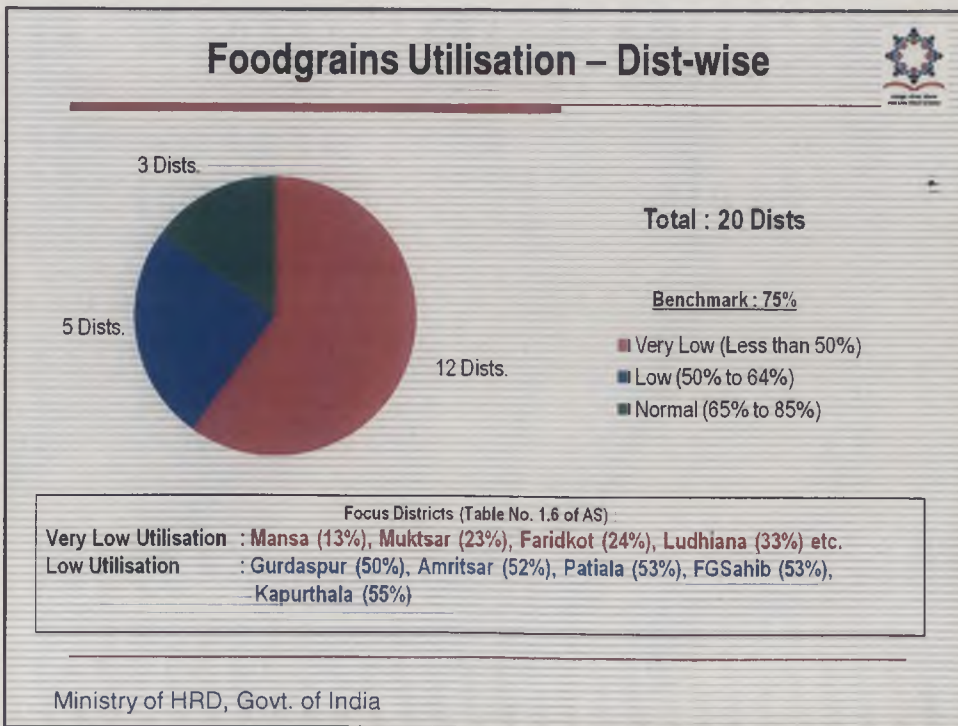
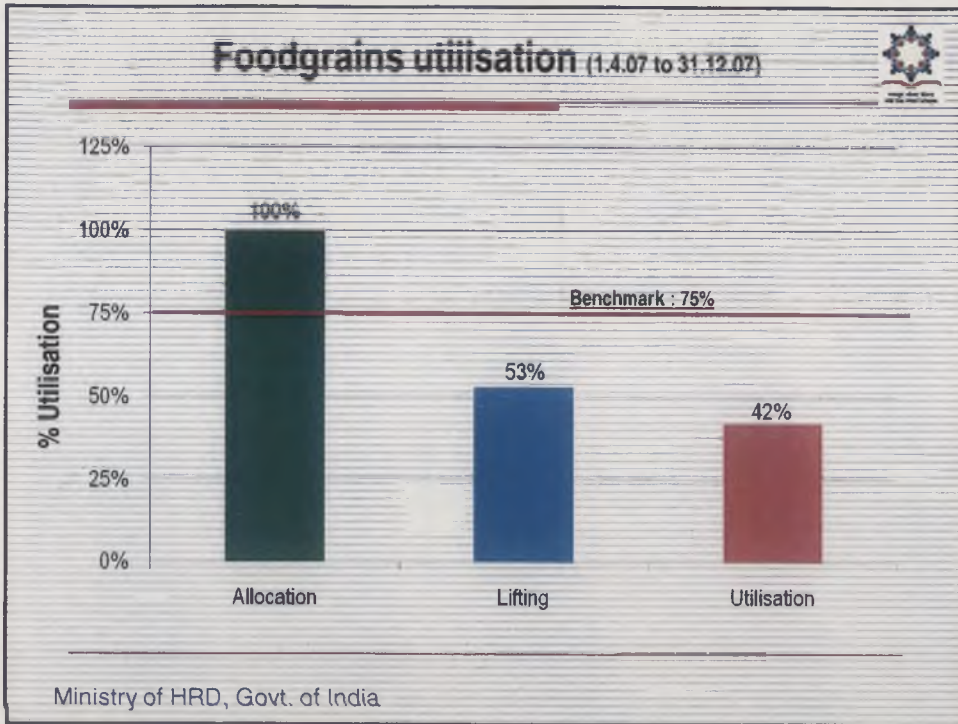
- ❖ % Utilisation = (Utilisation / Allocation) x 100
- ❖ Allocation means Gross Allocation before adjusting unspent balance - Requirement for the year
- ❖ Allocation for cooking cost includes both Central share & State's contribution (Total unit cost per meal)
- ❖ Utilisation means actual consumption / expenditure at school level : Not releases from higher level to lower level
- ❖ Unspent balances includes balance on hand at State, District, Block & School level

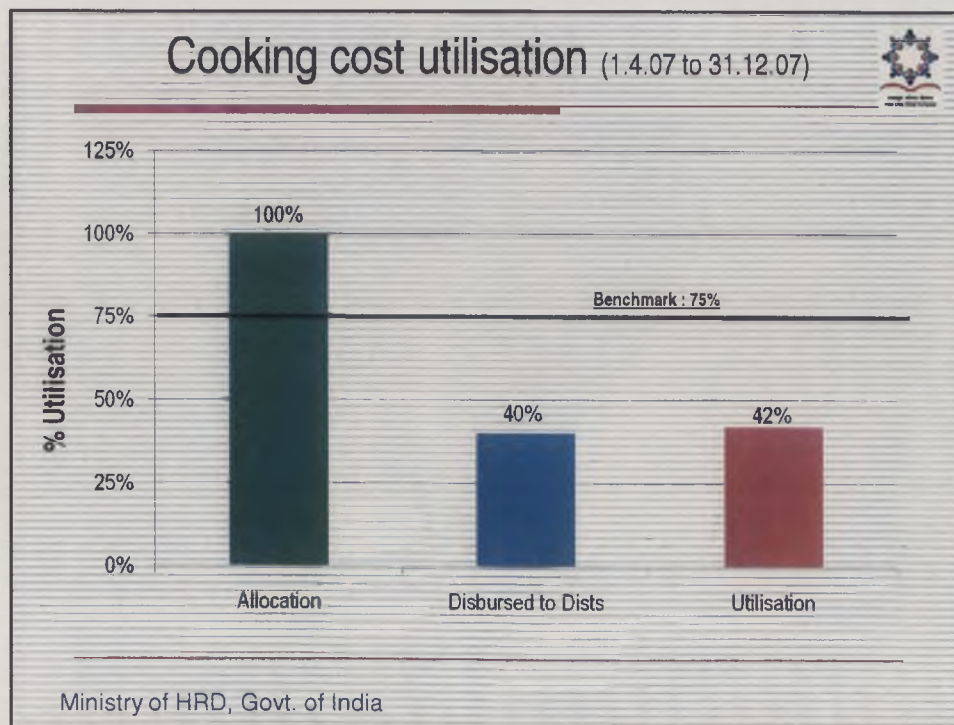
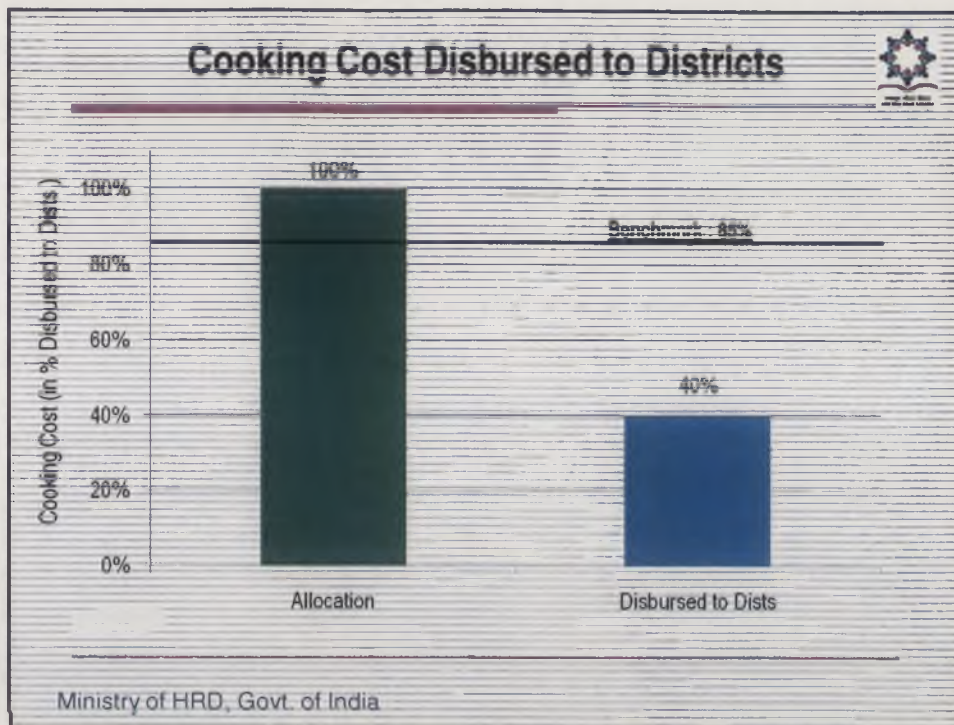
Ministry of HRD, Govt. of India







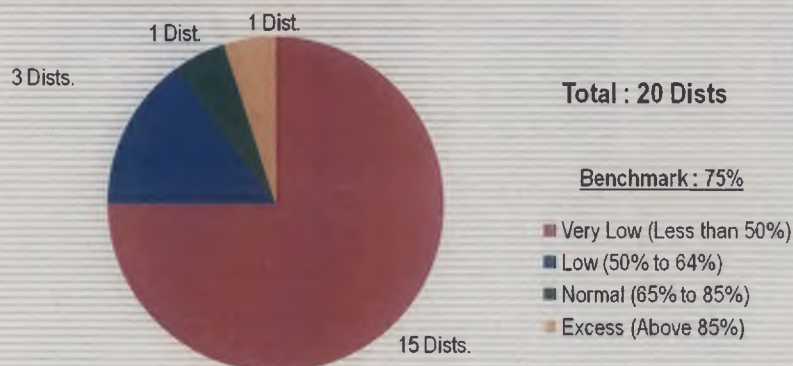




## Negative cash balance

Sl. No.	District	As on 31.3.07 (Rs. in lakh)	As on 31.12.07 (Rs. in lakh)
1.	Fatehgarh Sahib	53.14	66.87
2.	Ropar	37.00	29.29
3.	Amritsar	75.16	75.16
4.	SAS Nagar	20.30	20.29
5.	Patiala	16.64	--
6.	Moga	--	75.20
7.	Tarn Tarn	--	60.00
8.	Jalandar	--	50.41
9.	Kapurthala	--	27.98
10.	Ferozpur	--	5.83

## Cooking Cost Utilisation – Dist. wise

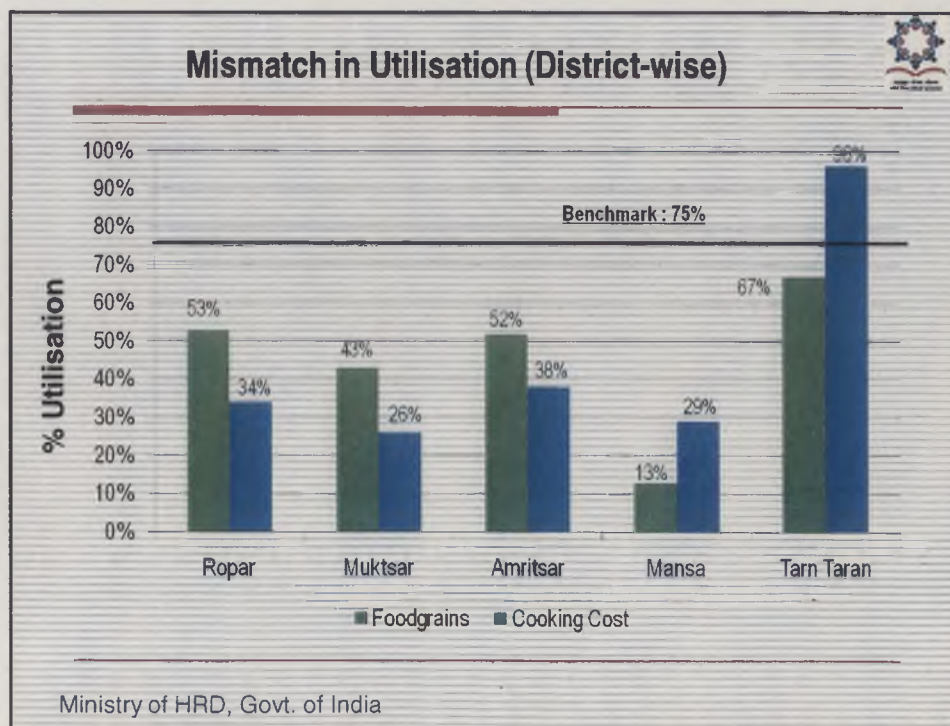
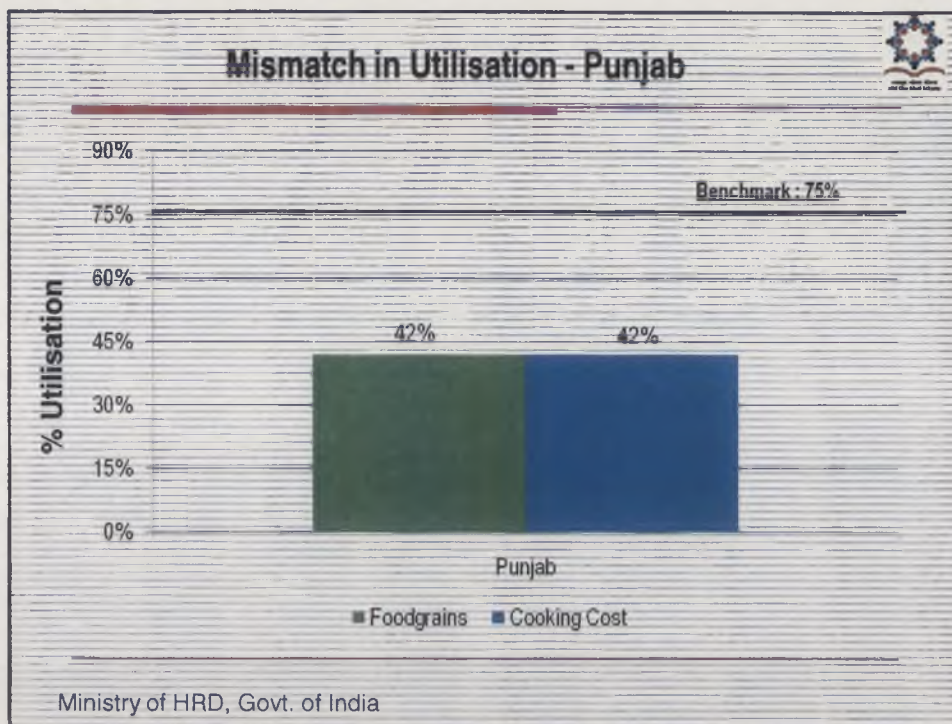


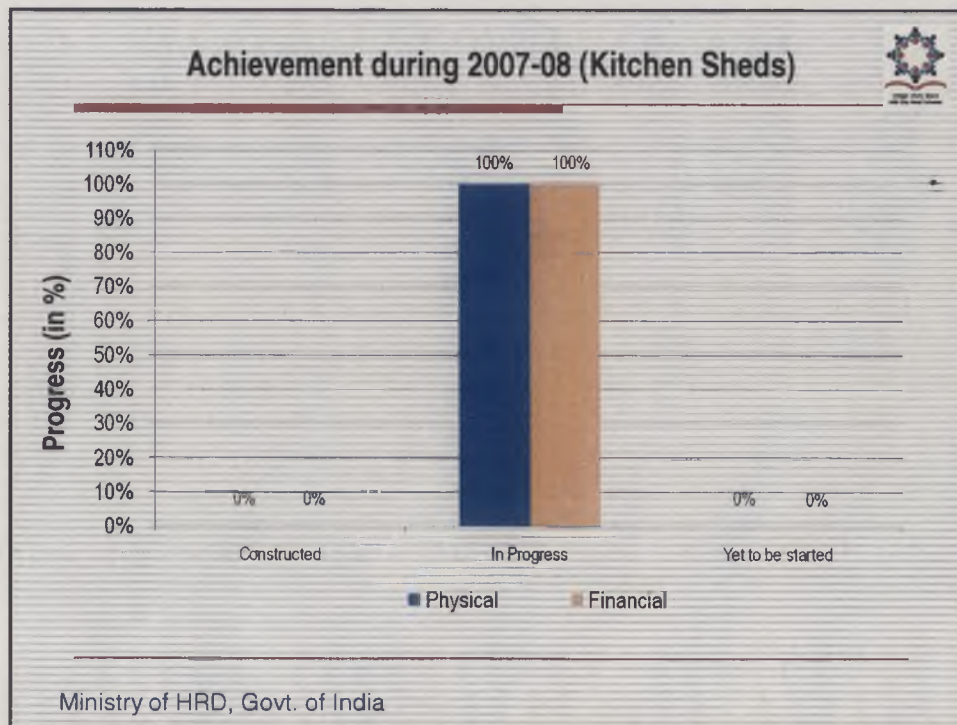
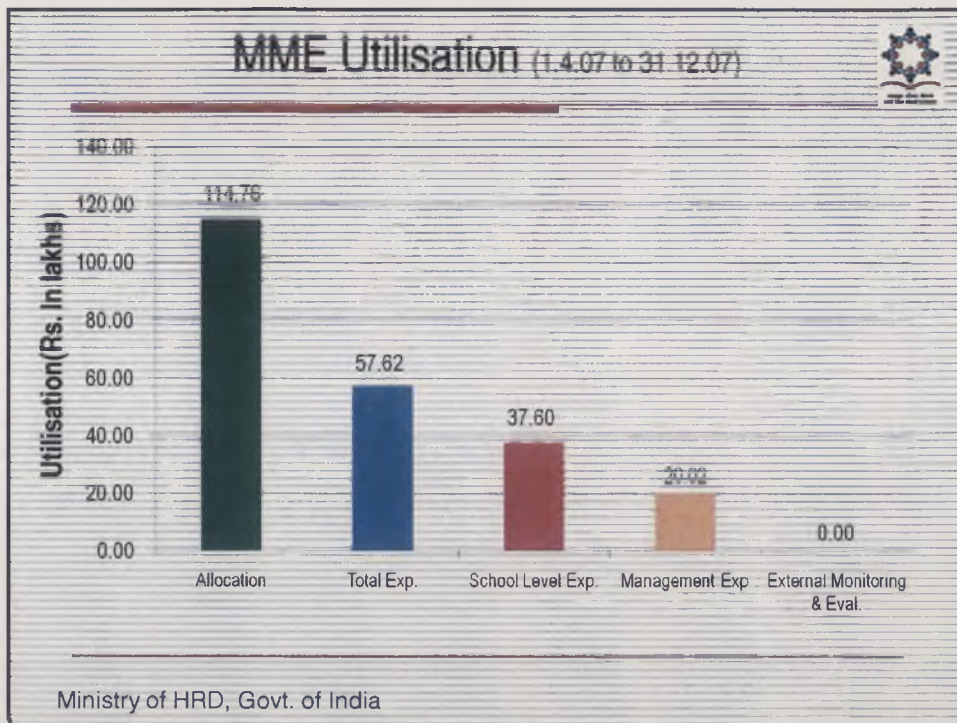
Focus Districts (Table No. 2.6 of AS) :

**Very Low Utilisation** : Faridkot (22%), Sangrur (25%), Muktsar (26%), Ludhiana (27%) etc.

**Low Utilisation** : Kapurthala (54%), Jalandhar (57%), Gurdaspur (59%)

**Excess Utilisation** : Tarn Taran (96%)





## Performance Score card – A Summary

Sl. No.	Component	Accomplishment	Benchmark
1.	Foodgrains Lifting	53%	85%
2.	Foodgrains Utilisation	42%	75%
3.	Cooking Cost Utilisation	42%	75%
4.	MME Utilisation	50%	75%
5.	Kitchen Shed construction	0%	100%
6.	Kitchen Devices procurement	0%	100%
7.	UC for foodgrains	3 nos.	4 nos.
8.	QPRs	11 nos.	11 nos.
9.	ATR on MI Report	0	3 nos.

Ministry of HRD, Govt. of India

## Status of Rs. 32.75 crore ?

- In Punjab, cooked MDM was served only from 1.7.2006.
- Status of Rs. 13.10 crore and Rs. 19.65 crore of cooking cost released during 2004-05 & 2005-06 is not known.
- Compliance Report to C&AG Para is awaited.

## Adulteration in MDM foodgrains

---

**C&AG 2007 Report:**

No. of sample schools visited	Conformed to specification	Adulterated and not fit for human consumption
09	01	08

**State Govt.'s reply is awaited.**

---

## Findings of MI

---



- MDM has been suspended in almost all the blocks of Ropar since March 24, 2007 because funds for MDM had not been released. Teachers had been using their personal money for quite some time.**
  
- Periodicity of administering micronutrients and medicines is irregular (almost nil) as reported by teachers.**

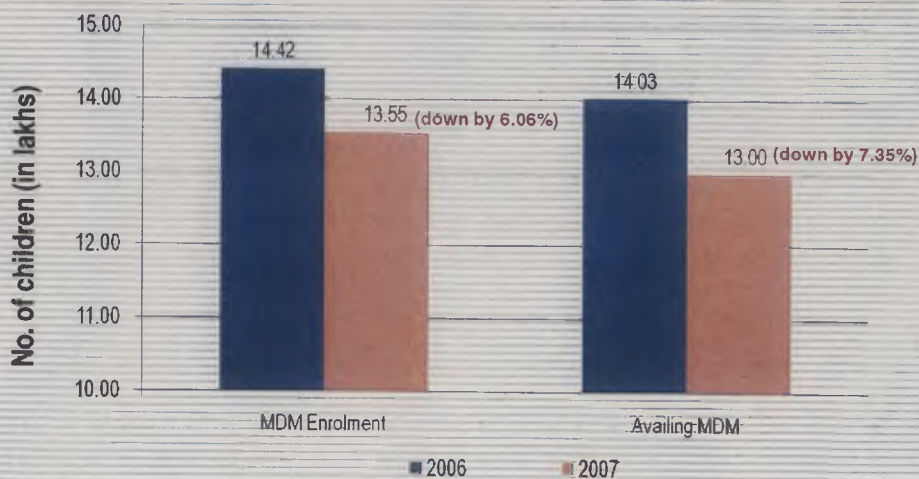




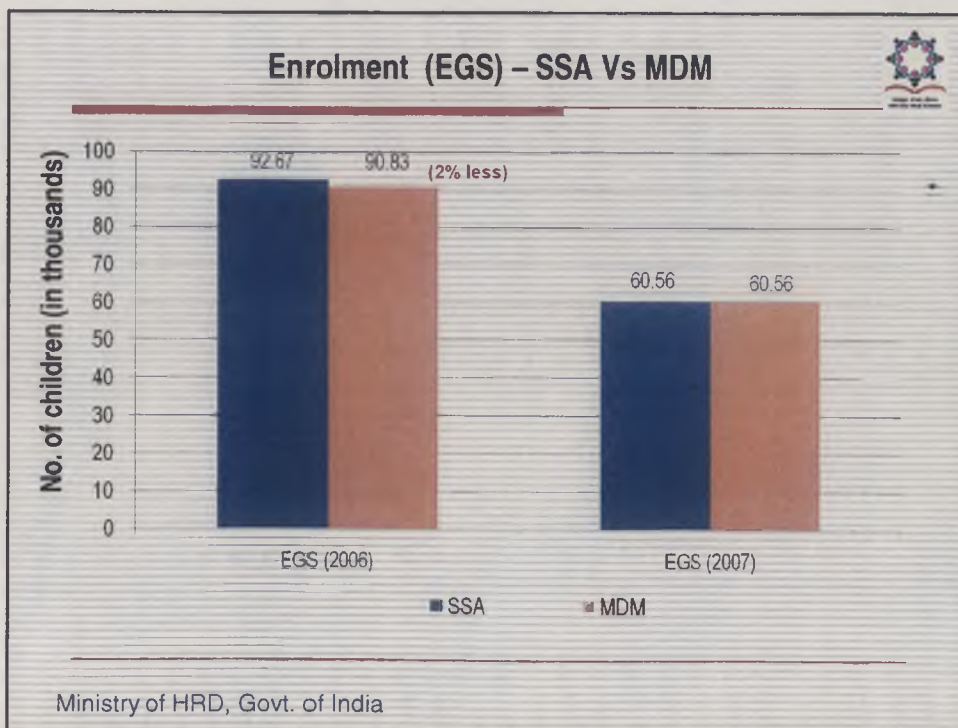
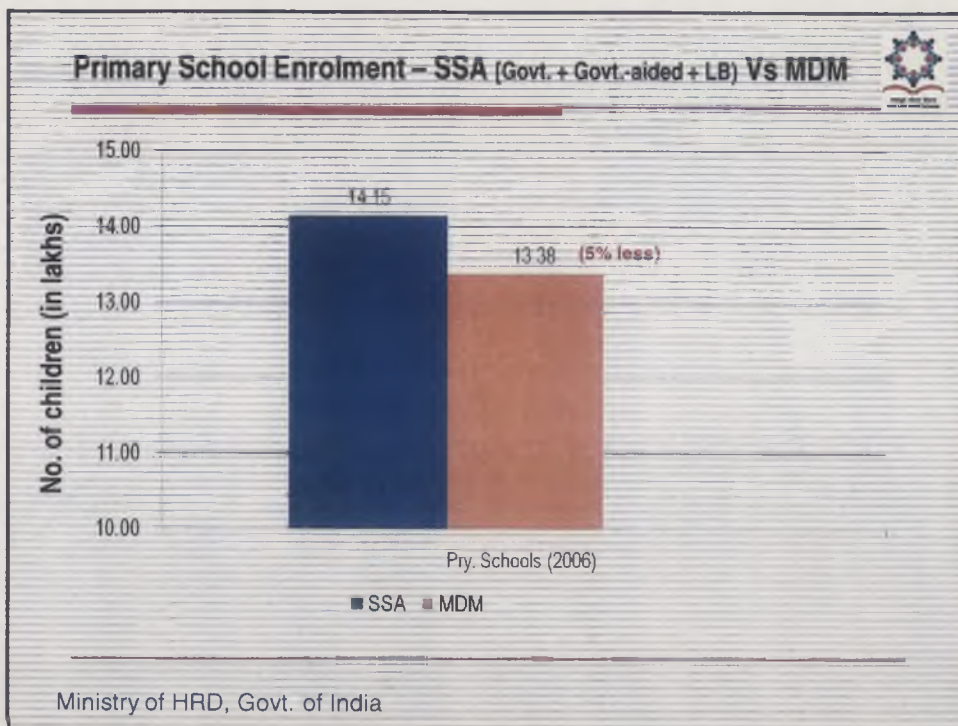
# Analysis of State's Proposal for 2008-09

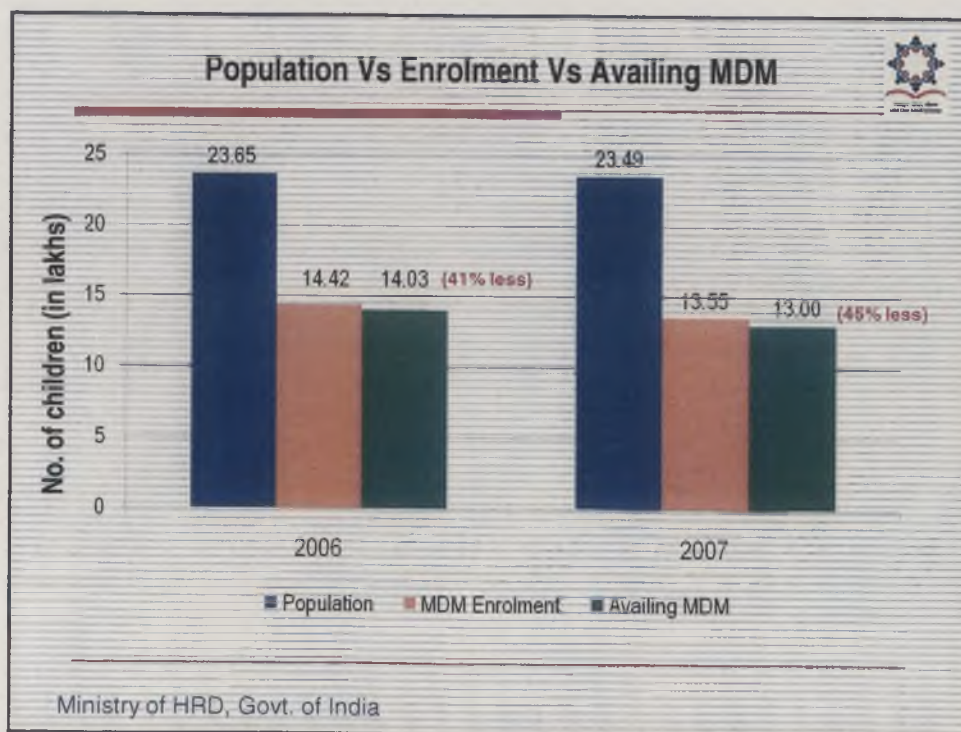
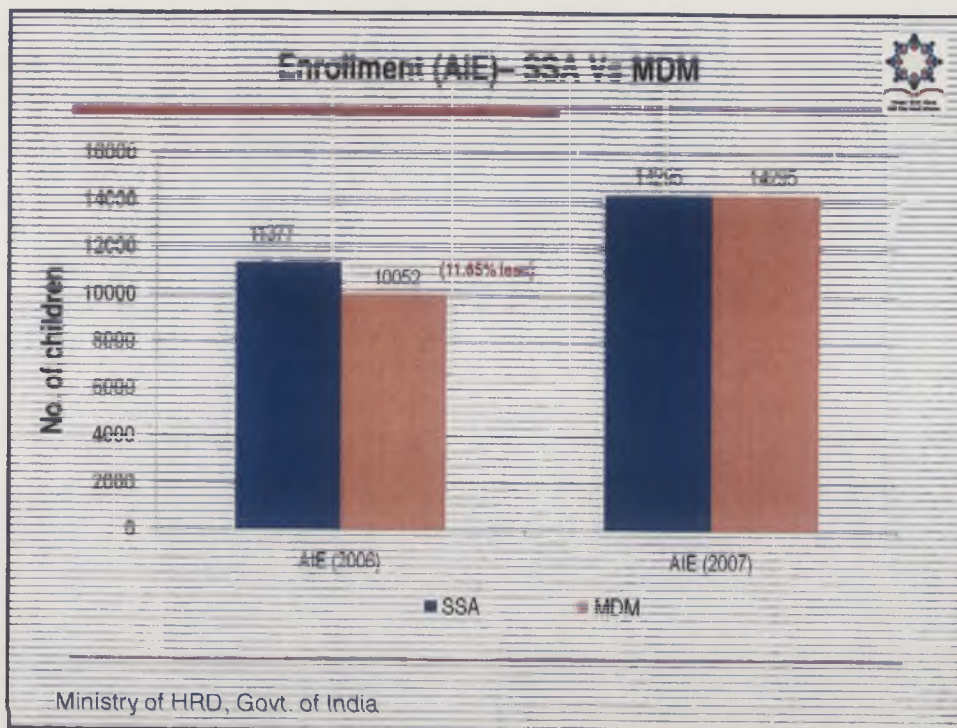
Ministry of HRD, Govt. of India

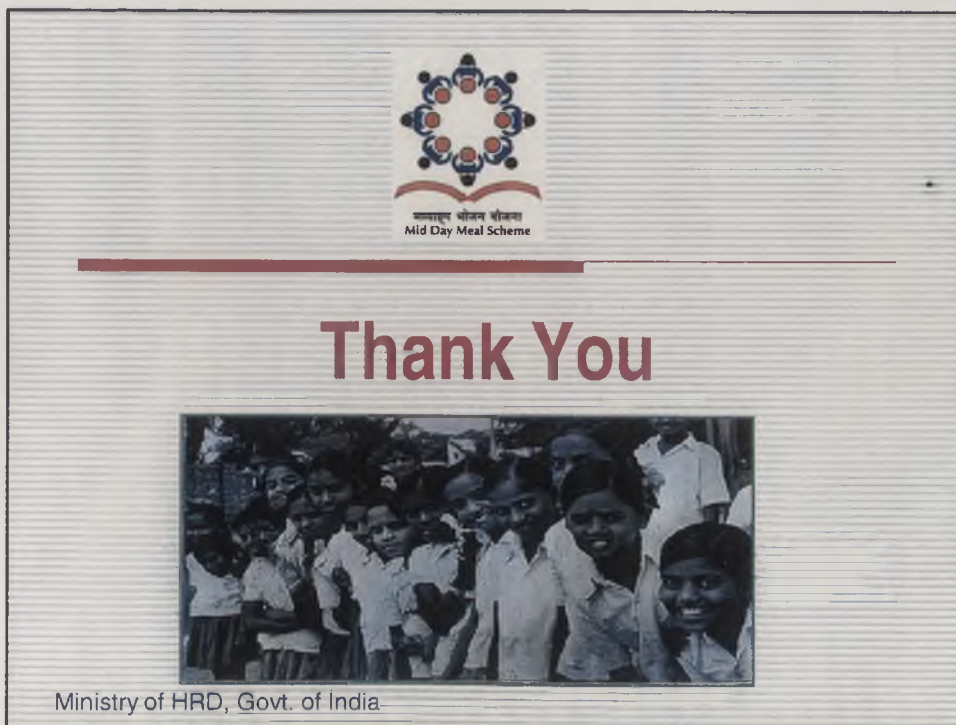
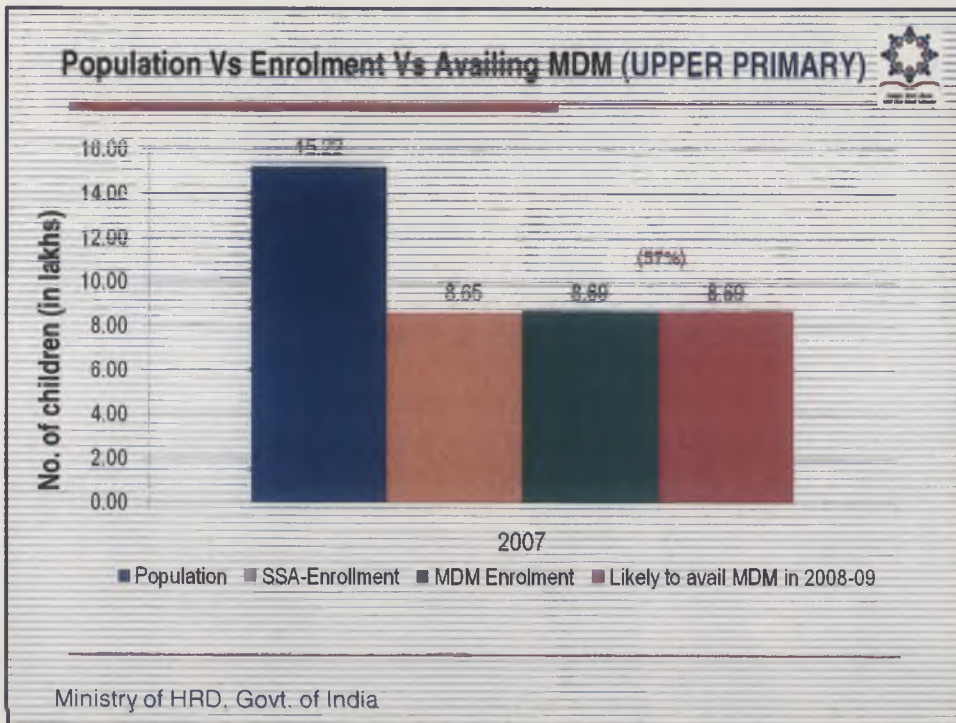
## Time Series – No. of Children



Ministry of HRD, Govt. of India







13/08



मध्याह्न भोजन योजना  
Mid Day Meal Scheme

## Mid Day Meal Scheme

MDM-PAB Meeting on 20.3.2008

Ministry of HRD  
Government of India



## Definitions



- ❖ Allocation means Gross Allocation before adjusting unspent balance – Requirement for the year
- ❖ Allocation for cooking cost includes both central share & state's contribution
- ❖ Utilisation means actual consumption / expenditure at school level : Not releases from higher level to lower level
- ❖ % Utilisation =  $(\text{Utilisation} / \text{Allocation}) \times 100$
- ❖ Unspent balances includes balance on hand at State, District, Block & School level

*Ravi Ramachandra*

## Bench markings

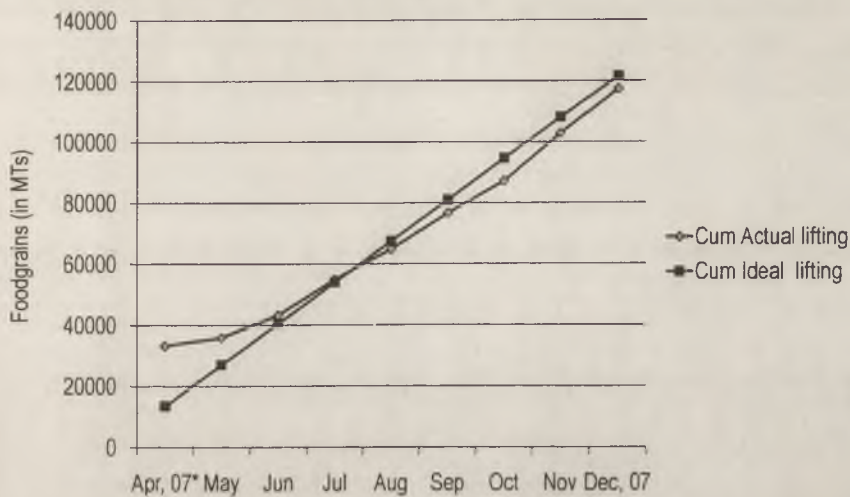


- ❖ Desirable stock in hand : 20% (+ or - 5%)
- ❖ Lifting of foodgrains [1.4.07 to 31.12.07]: 85% (+ or - 10%)
- ❖ Utilisation of foodgrains and cooking cost [1.4.07 to 31.12.07]: 75% (+ or - 10%)
- ❖ Every month 1/12th of foodgrains is lifted & distributed.
- ❖ Utilisation of foodgrains & cooking cost is synchronous.
- ❖ State's AWP&B is in accordance with M/HRD's guidelines.
- ❖ Data in the AWP&B is authentic, reliable & based on the records.

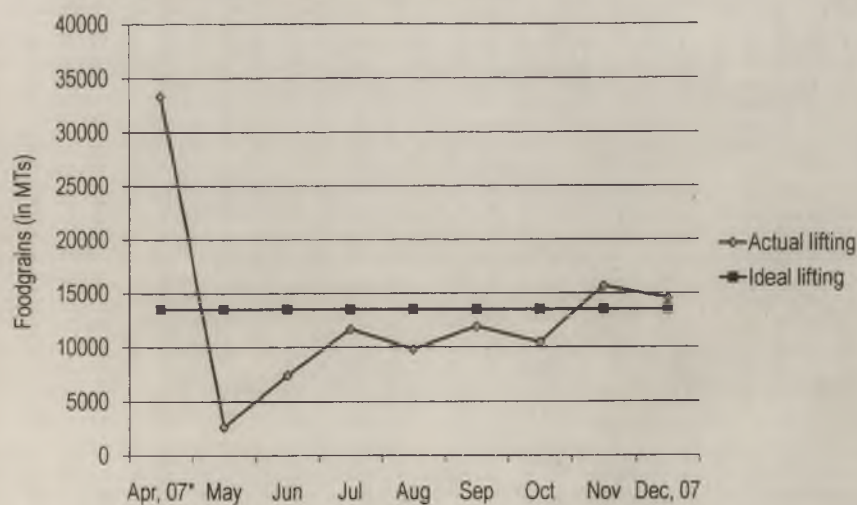


## Analysis of Performance Rajasthan during 2007-08 (1.4.2007 to 31.12.2007)

### Analysis: Foodgrains lifting (Month-wise cumulative)



### Analysis: Foodgrains lifting (Month-wise cumulative)

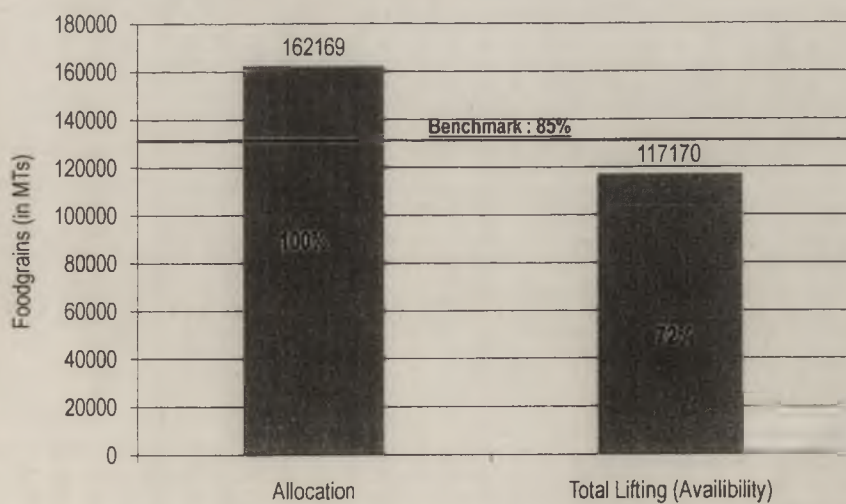


## Unspent Balance of foodgrains as on 31.3.07

(Foodgrains in MTs)

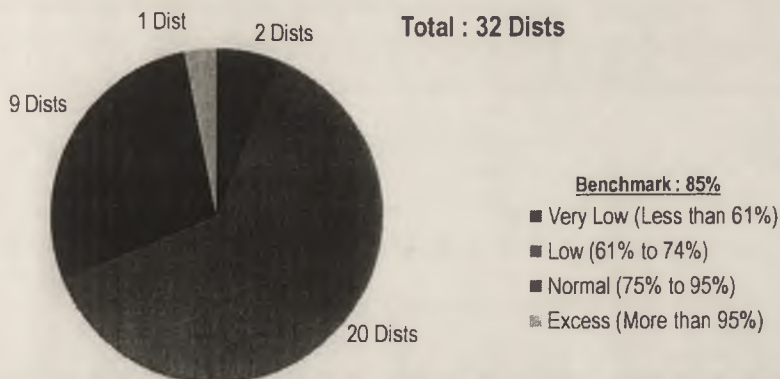
Sl. No.	Districts	USB as on 31.3.07	Annual Requirement	USB as % of Annual Requirement
1	Chitaurgarh	1589	4499	35%
2	Udaypur	2369	7822	30%
	<b>STATE</b>	<b>29572</b>	<b>162169</b>	<b>18%</b>

## Analysis: Foodgrains lifting (1.4.07 to 31.12.07)



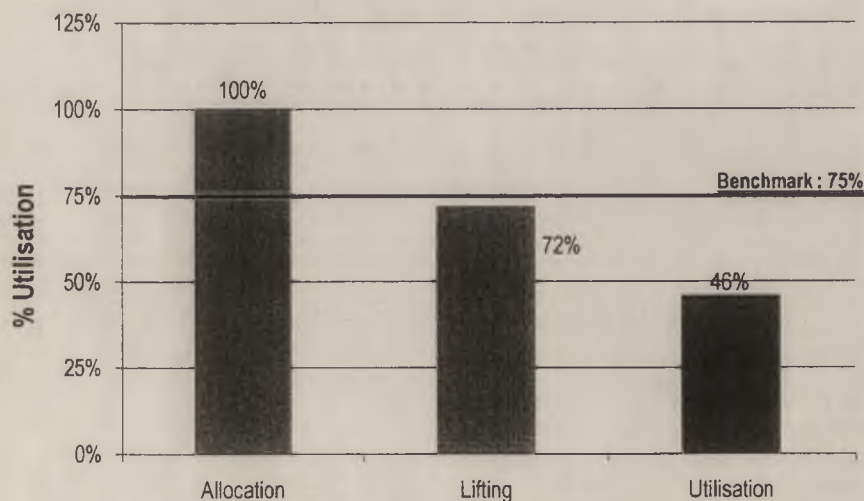


## Foodgrains lifting (Availability) – Dist-wise




**Focus Districts (Table No. 1(iv) of AS) :**  
**Very Low Lifting:** Hanumangarh (49%), Churu (58%)  
**Excess Lifting:** Karoli (98%)

## Foodgrains utilisation (1.4.07 to 31.12.07)

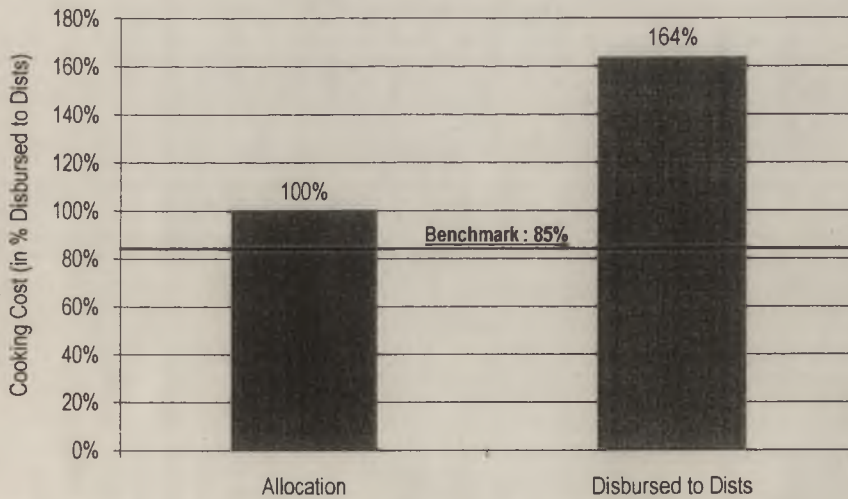


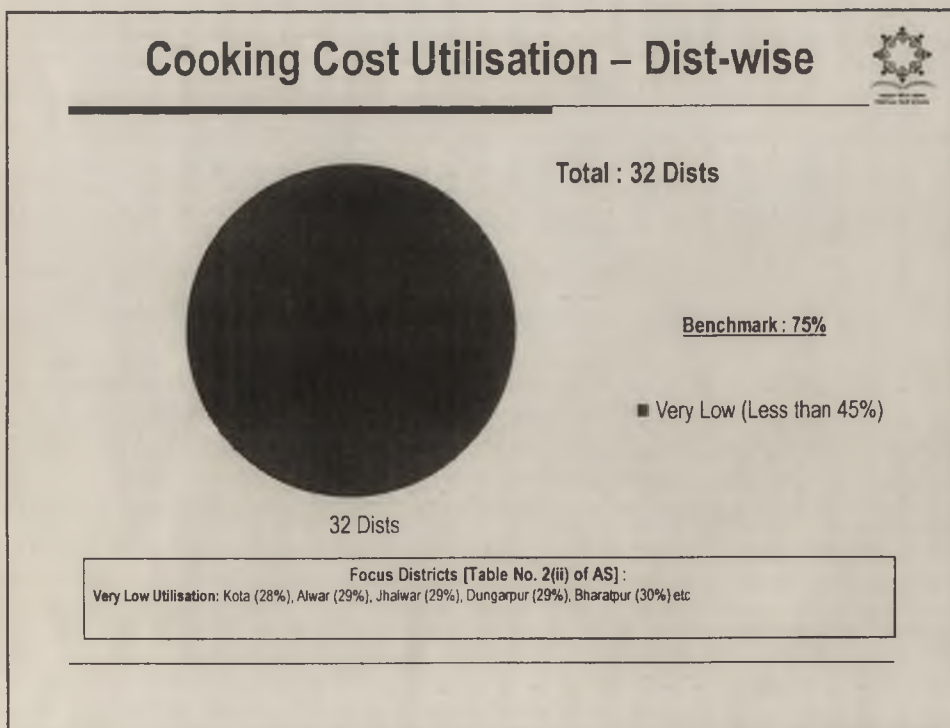
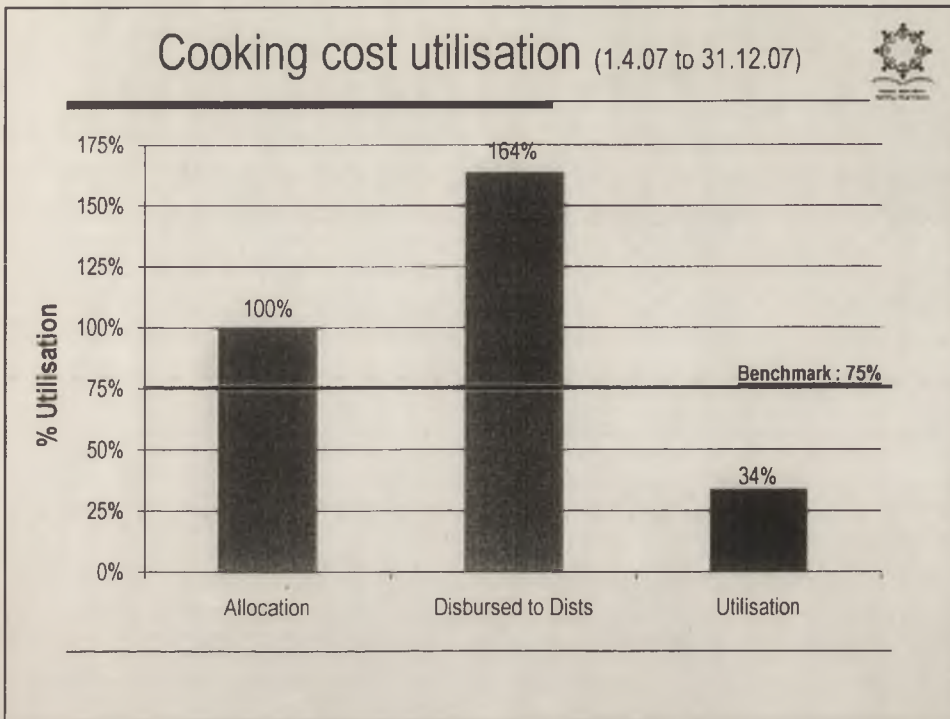
## Foodgrains Utilisation – Dist-wise



**Focus Districts (Table No. 1.vi of AS) :**  
**Very Low Utilisation:** Kota (38%), Alwar (38%), Jhalwar (39%), Dungarpur (39%), Bharatpur (40%) etc

## Cooking cost disbursed to Districts



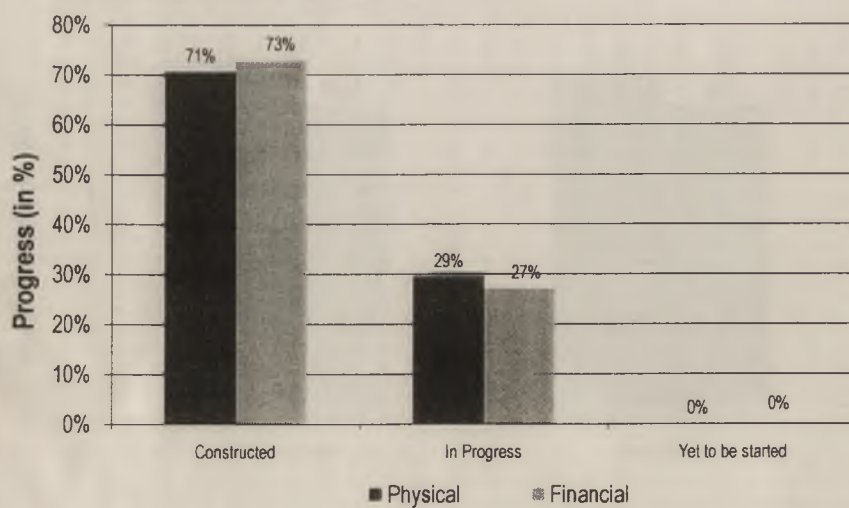


## Unspent Balance of Cooking cost as on 31.3.07

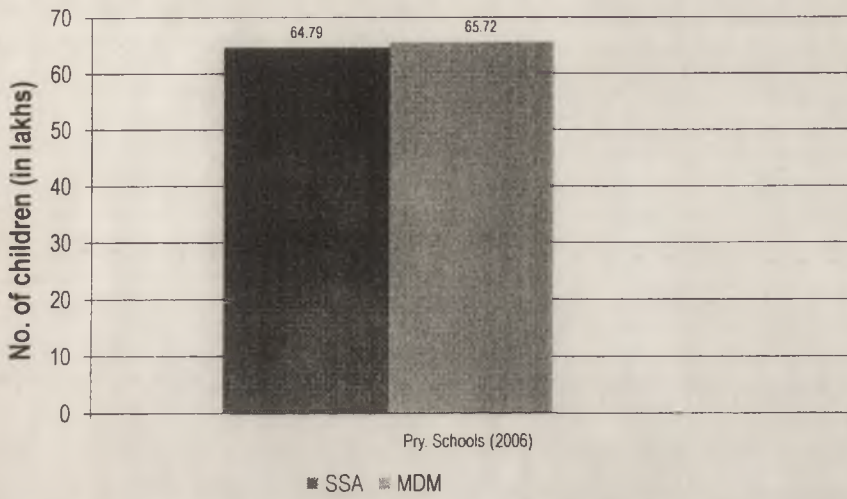
(Rs. in Cr.)

Sl. No.	Districts	USB as on 31.3.07	Annual Requirement	USB as % of Annual Requirement
	<b>STATE</b>	<b>289.46</b>	<b>324.34</b>	<b>89%</b>
1	Sirohi	10.81	4.95	219%
2	Kota	12.46	6.17	202%
3	Dholpur	11.98	7.42	161%
4	Bundi	8.60	5.52	156%
5	Tonk	8.81	6.67	132%
6	Baran	7.35	6.12	120%

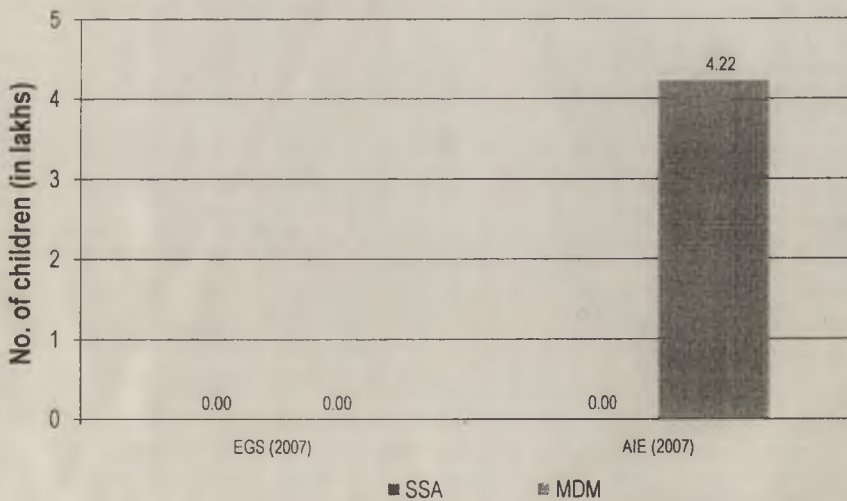
## Achievement during 2007-08 (Kitchen Sheds)



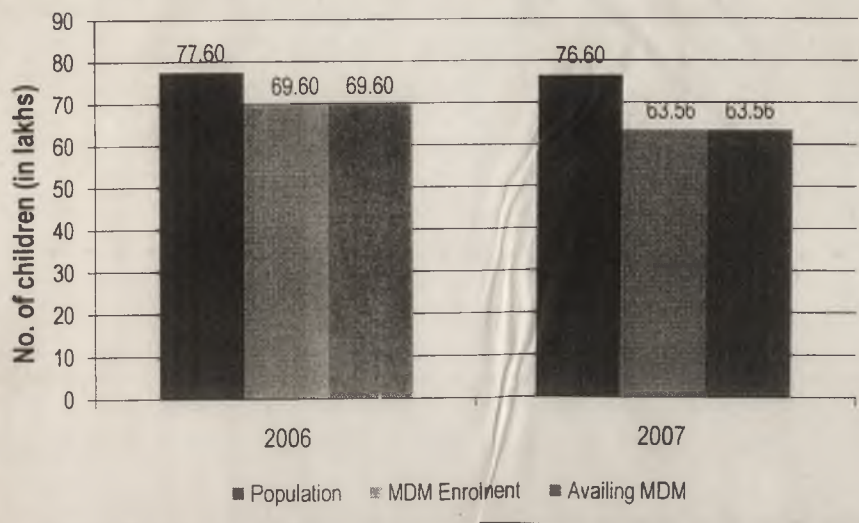
### Primary School Enrolment – SSA [Govt. + Govt.-aided + LB) Vs MDM



### Enrolment – SSA Vs MDM



### Population Vs Enrolment Vs Availing MDM



# Thank You



NUEPA DC

D13688

National University of Educational Planning and Administration

Acc. No. 213688

Date: 12-3-2010

Documentation