


**ANNUAL WORK PLAN AND  
BUDGET 2008-09 FOR MID  
DAY MEAL SCHEME**

**ASSAM**

**GOVERNMENT OF ASSAM  
EDUCATION (PLANNING) DEPARTMENT  
DISPUR, GUWAHATI**



Med-Day-Meal  
Fixed Date  
By Speed-Post

GOVT. OF ASSAM  
EDUCATION (PLANNING) DEPARTMENT  
DISPUR, GUWAHATI - 6

No. F. 11/3 MDM Cell/2/2008/96

Dated Dispur, the 4<sup>th</sup> March '2008

From : Sri Biren Dutta, IAS,  
Commissioner & Secretary to the Govt. of Assam  
Education Department, Dispur, Guwahati - 6

15/DSCMDM  
11/3

To : Anita Kaul,  
Joint Secretary to the Govt. of India  
MHRD Department of Schools Education  
and Literacy, Shastri Bhavan, New Delhi - 110 001

Sub : Annual Work Plan & Budget 2008-09 for Mid-Day Meal Scheme  
Ref : GOI's letter D.O. No. 9-1/2008-EE-2(MDM) dtd. 14/01/2008

UNIVERSITY SEAL  
Date 11/3/08

Madam,

In inviting reference to the subject cited above, I am  
herewith the Annual Work Plan and Budget proposals for Mid-Day Meal Scheme  
Assam for the lower primary and upper primary stages for the year 2008-09.

11/3  
S(RR)  
you pl.

I would therefore, request you kindly to consider the Annual Work Plan  
and Budget 2008-09 (Assam) for approval of the Project Approval Board.

Yours faithfully,

Commissioner & Secretary to the Govt. of Assam  
Education Department

Encl : As above.

NUEPA DC



D13438

Dir (P/S)  
S (P/S)

11/3

(48)  
ASSAM

MID-DAY MEAL PROGRAMME  
ANNUAL WORK PLAN & BUDGET  
2008-09

1. Introduction:

1.1 Brief history, objectives and rationale of the Mid-day Meal Programme

National Programme of Nutritional Support to Primary Education (known as the Mid-day Meal Scheme) was launched as a CSS on 15<sup>th</sup> August 1995. Cooked Mid-day Meal Programme has started in Assam with effect from January/2005.

The Programme is expected to boost and sustain the pace of achieving the objectives UPE like universal enrolment, universal retention and quality improvement

Coverage

The Programme originally covered in 1995, the children of Govt. and Provincialised Primary Schools and Primary section of M. V. Schools in Assam and in 2005-06 was extended to cover venture schools receiving Financial Assistance, EGS and AIE centers.


Fund position

- A) Central assistance has been provided to the state for implementation of the programme by way of:-
- i) Free supply of food-grains from F.C.I @ 100 gm of rice per student per day through GPSS & FPS to LP schools and @ 150 grams to UP schools
  - ii) Subsidy for transport from nearest F.C.I Department to Lower Primary and Upper Primary schools subject to a maximum of Rs. 125.00 per quintal.
  - iii) Cost of cooking including Dal, M-Oil, Vegetable, Salt etc. is borne by Govt. of India (90 %) @ Rs. 1.80 per student per day to LP schools and @ Rs. 2.30 to UP schools including wages to the cooks & helpers.
- B) The State Govt. is to Provide 10 % of total fund as State share for implementation of the scheme as cooking cost @ Rs. 0.20 per student per day both for LP and UP schools.
- C) In 2005-06 SSA provided utensils for cooking and serving in 30068 Govt./Provincialised schools and 874 Primary sections of MV schools. During 2006-07 additional kitchen devices were provided to 17666 Institutions.
- D) 10<sup>th</sup> & 11<sup>th</sup> Finance Commission award and SSA provided drinking water facilities, which supported the need of water supply for implementation of Cooked Mid-day Meal Programme.

Fund flow:

Cooking cost is released to the Deputy Commissioners by the Director of Elementary Education, Assam & SNO, MDMS and the Deputy Commissioners & DNOs release the same to the SMCs.

- (i) In the year 2004-05 Rs. 1.00 per student per day was provided for cooking cost and the wages of cook, helpers were not included in the above Rs. 1.00. During this period the Govt. of India released Rs. 23.11 crores and the State Govt. provided Rs. 16.15 crores in two installments i.e (Rs. 2.91 crores and Rs. 13.24 crores) and this total amount has already been utilized during 2004-05 to 2005-06 as cooking cost



- (ii) During 2005-06 also Rs. 1.00 per day per student was provided for cooking cost, and Govt. of India released Rs. 54.62 crore and the State Govt. released Rs. 10.07 crore which is utilized during 2005-06 and 2006-07.
- (iii) In the year 2006-07 the cooking cost was revised and made Rs. 2.00 per student per day. Out of this Rs. 2.00, Rs. 1.80 is born by Govt. of India and Rs. 0.20 by State Govt. An amount of Rs. 54.62 crores as central share was drawn during Oct/06 and distributed to the DNOs as cooking cost in Nov/06. Further an amount of Rs. 58.69 crores as Central share has been drawn during March/07 and distributed to the DNOs as cooking cost, in addition to that an amount of Rs. 15.68 crores as State share has been drawn during March/07 and distributed to the DNOs as cooking cost. Out of the said amount of Rs. 74.37 crore, an amount of Rs. 66.88 crore was provisionally incurred expenditure up to Dec./07 as cooking cost in 27 districts.
- (iv) During 2007-08, Rs. 58.58 crore was released by Govt. of India and Rs. 15.30 crore by the State Govt. as state share for cooking cost for primary schools and both the amount are yet to be drawn due to non-receipt of ceiling.

In the year 2007-08 the Govt. of India has sanctioned an amount of Rs.1953.48 lakh for cooking cost to the upper primary schools under Educationally Backward Blocks (EBBs) and the amount is yet to be released.

The Govt. of India has supplied rice (food grains) @ 100 gram per child per day to primary schools and accordingly has allocated district-wise adhoc allocation of rice. During 2007-08, 51209.802 MT's rice have been lifted up to Dec/2007 against the 71421.88 MTs rice allocated by Govt. of India.

The Govt. of India have allocated 12740.07 MT's food grains (rice) also to the upper primary schools (EBBs) for implementation the programme.

Re-imburement of transportation cost for lifting of rice:

The Deputy Commissioners & DNOs are to submit the transportation bills for re-imburement of transportation cost. Accordingly Deputy Commissioners' proposals for reimbursement have been forwarded to the Mid-Day Meal section, MHRD, Govt. of India. This Directorate have submitted proposal for Re-imburement of Transportation cost for the year 2005-06, 2006-07 and 1<sup>st</sup> quarter of 2007-08 to the Govt. of India for release of re-imburement fund. But fund has not yet been received by the SNO / DNOs till date.

The Govt. should simplify the procedure of re-imburement of transportation cost; so that the agencies are involved in transportation of rice will get the cost regularly. Some reports have been received from DNOs-cum-Deputy Commissioners that GPSS have expressed their inability for lifting of rice due to non-receipt of transportation cost.

Kitchen Device:

The Govt. of India has released an amount of Rs. 883.28 lakh @ Rs. 5000/- per schools for providing kitchen devices which has been drawn and utilized for the purpose as it was sanctioned. The Govt. has entrusted ASIDC & AGMC for providing Kitchen devices. Further, proposal was submitted to the Govt. to accord sanction for balance amount of Rs. 1557.75 lakh in order to cover the remaining 31155 Institutions, so that, kitchen devices are provided to all remaining Institutions for smooth running of the cooked Mid-Day Meal Programme in the State.

A proposal of Rs. 147.20 lakh for kitchen devices to upper schools under EBBS was submitted to Govt. for the year 2007-08. But the sanctioned is yet to be received from the Govt.

Kitchen-cum-Store:

The Govt. of India has released an amount of Rs. 5533.56 lakh @ Rs. 60,000/- per school to cover 9222 schools for providing kitchen cum-store, which has been drawn and placed the work order to the Assam State Housing Board & Housefed for construction of kitchen Cum-Store as per Govt. approved plan and estimate. As per report from the Assam State Housing Board & Housefed have completed about 80 % of construction works of Kitchen cum Store room. Further the Govt. of India has accorded sanctioned for an amount of Rs. 12507.00 lakh for construction of 20845 kitchen cum-stores. The work order has already been placed to the Assam State Housing Board & Housefed for construction of Kitchen cum Store room as per plan & estimate. The progress of construction is going on and expect to complete the work will be completed within April/08.

For Upper Primary Schools under EBBS, a proposal of Rs. 1104.00 was submitted to Govt. for construction of kitchen-cum-store for the year 2007-08. But no sanction is received in this regard till now.

Monitoring Management Evaluation:

In the year 2005-06 the Govt. of India released Rs. 19246 lakh under MME head in two installment of Rs. 98.32 lakh & Rs. 94.14 lakh. Out of the above an amount of Rs. 98.32 lakhs has been utilized and Rs. 94.14 lakh has been drawn in March/07 and is being utilized. Further Govt. of India has again sanctioned an amount of Rs. 98.81 lakh under MME head during 2006-07 and GOI thereafter released an amount of Rs. 35.15 lakh for 2007-08 under MME head which are under process for drawal of the amount at Govt. level.

**External Evaluation:** The State Govt. has engaged "Mahila Samata Society, Assam" to conduct external evaluation in 9 districts namely Darrang, Dhubri, Goalpara, Morigaon, Nagaon, Sonitpur, Dhemaji, Udalguri and Tinsukia on implementation of Cooked Mid-day Meal Scheme. Mahila Somata Society has not yet submitted their evaluation report.

1.2 Demographic Profile:

1. No. of district = 27

Out of 27 districts 2 districts fall under Hills areas and 4 districts fall under BTAD areas

2. No. of Subdivision = 46

3. No. of Educational Block = 137

Total population of the state

Total = 2,66,55,528

Male = 1,37,77,037

Female = 1,28,78,491

Rural Population

Total = 2,32,16,288

Male = 1,19,39,945

Female = 1,12,76,343

Urban Population

Total = 34,39,240

Male = 18,37,092

Female = 16,02,148

**1.3 Social and economic indicators in the state including literacy rate, health indicator (IMR, MMR)**

**Literacy rate**

Total = 64.28 %  
Male = 75.85 %  
Female = 54.16 %

**Health indicator**

IMR = 68 per 1000 live birth  
MMR = 490 per 100000 live birth

**Sex ratio**

females = 935  
per 1000 males  
BPL = 36.09 %

**1.4 Nutrition status, including data on malnutrition, anemia, Vitamin, other micro deficiency etc.**

Health Department have been requested for regular health check-up of children reading in lower primary school/EGS/AIE and also regular supply of micronutrient tablets and de-worming medicine.

**1.5 School Data**

Category of School	No. of schools/centers	Enrolment
(I) Lower Primary School		
(i) Govt. Primary school	30068	31,96,531
(ii) MV school (primary section)	925	
(iii) Govt. aided school	2521	
(iv) EGS center	5822	4,01,083
(v) AIE center	11725	2,33,008
<b>Total of LP stage</b>	51061	38,30,622
2. Upper Primary School	6910	18,35,693
3. High School	2544	
4. Higher Secondary School	594	
<b>Total of UP stage</b>	10048	

**2. Description and assessment of the programme implemented in the current year (2007-08) with reference to:**

**2.1 Calorific/protein value of the mid-day meal provided**

- (i) Calorific Value: Calorific value have been enhanced from the existing 300 calories to 480 calories per student per day as per revised norms.
- (ii) Protein value: Protein value has been enhanced from 8-12 grams to 13 grams per student per day as per norms.

**2.2 Regularity and wholesomeness of Mid-day meals served to children: reasons for programme interruptions, if any.**

Every effort have been made to provide Mid-day Meal regularly to the school going children of primary stage. Interceptions have been observed in some districts due to gap between flow of fund and flow of rice to the school. However efforts have been made to reduce the gap for smooth functioning of the programme.

2.3 No. of children (class, category and gender-wise) who participated in the programme.

Classes I IV	= 31,96,531
EGS	= 4,01,083
AIE	= 2,33,008
Total	= 38,30,622

2.4 Food-grains management, including adequacy of allocation, timeliness of lifting, transportation and distribution and suitability of storage at different levels.

Central Govt. have allocated the rice district-wise for MDMS to FCI for onward transmission to GPSS, FPS, Schools. State Govt. have communicated the allocation of rice to the District Nodal Officers.

Rice have been lifted as per requirement of the districts and efforts have been made for timely lifting of rice. GPSS & FPS have lifted rice and transported to the schools. The storage facilities could not be provided in all schools for which Headmasters of the schools used their office rooms / class rooms for storing of food grains. However after completion of construction of kitchen-cum-store rooms the problem of storage facilities will be over come.

2.5 Central Assistance received and utilized towards (a) cooking cost, (b) kitchen shed construction, (c) procurement of kitchen devices, (d) management, monitoring and evaluation, (e) transport subsidy.

Central Assistant	Fund received	Fund utilized	Remarks
1. Cooking cost	Rs. 5857.86 lakh	Rs. 5869.90 lakh	—
2. Kitchen shed construction	Rs. 5533.56 lakh Rs. 12507.00 lakh	Rs. 4134.80 lakh	—
3. Procurement of kitchen device	Rs. 883.28 lakh	Rs. 883.28 lakh	—
4. MME	Rs. 98.81 lakh	—	—
	Rs. 35.15 lakh	—	—

(e) No fund has been received for transport subsidy

2.6 State budget provision and expenditure in 2007-08 toward

(a) Reimbursement of Central Assistance – Rs. 5857.86 lakh

(b) State contribution – 3000.00 lakh

Budget provision	Expenditure
(i) Central Rs. 19160.08 lakh for cooking cost	Rs. 5869.90 lakh
(ii) State Rs. 3000.00 lakh for cooking cost	Rs. 818.49 lakh

2.7 Systems for release of funds provided under cooking costs (central & state)

The system for release of funds is shown as follows:

After receiving sanction of cooking cost from the central Govt. the State Govt. have made provision in the budget and accordingly release the fund to the SNO, subsequently the SNO distributed the fund to the DNOs by sending special messenger. The DNOs release the fund to the SMCs through bank draft. Then the HM & Secretary to the SMC concerned deposits the fund in the Bank Accounts in a nearby bank and then encash amount for incurring expenditure to purchase food materials for cooked Mid day Meal.

2.8 System for procuring cooking ingredients (fuel, pulses, condiments, oil etc.)  
Systems for procuring cooking ingredients

The SMCs of the schools locally purchase the cooking ingredients like fuel, pulses, condiments, oil etc. from the local market. Cooking cost has been released @ Rs. 2.00 per student per day.

2.9 System for cooking, serving and supervision Mid-day Meals in the school

Cook and helper are engaged by SMC for cooking meals. The mother group/SMC/VEC helps in serving cooked MDM to the students.

2.10 Status of construction of kitchen sheds from (i) Fund released under Mid-day Meal Scheme, and (ii) Fund release by other Development Department such as SGRY, BRGF, etc.

**2.11 Status of construction of kitchen shed:**

The Central Govt. have released an amount of Rs. 5533.56 lakh for construction of 9222 schools in 1<sup>st</sup> phase, Rs. 12507.00 lakh for 20,845 schools in 2<sup>nd</sup> phase. Construction work will be completed within April/08 by the Assam state Housing board and Housefed entrusted in this purpose. No fund has been released by other development department such as SGRY, BRGF etc. There is a balance of 3447 schools at primary stage yet to be provided kitchen shed and 9123 schools having Upper Primary sections will be required to construct kitchen cum store room

**Kitchen devices:**

The Govt. of India have released an amount of Rs.883.28 lakh for providing kitchen devices to 17666 schools. The AGMC & ASIIC have been entrusted for providing kitchen devices to the above schools. Distribution of kitchen devices have already been completed. There is a balance of 15848 lower primary schools and 9123 schools having Upper Primary sections are yet to be provided kitchen devices

2.12 Capacity building and training conducted for different categories teachers under programmes of SSA, DIET etc.

SSA has been requested to develop a training module for 2/3 weeks for orientation of teachers in regard to teach the students for maintenance of hygiene, discipline, social equity, conservation of water etc.

2.13 Management, information system at school, village / Gram Panchayat, Block, District and State level.

The process for opening of MIS is on process.

2.14 System to ensure transparency and openness in all aspects of programme implementation including inter alia, food grains management, ingredients procurement, cooking and serving, appointment of cooking staff, construction of kitchen sheds, procurement of cooking devices

The fund is released to the District Nodal Officers who in turn distributed it to SMCs of the schools. The bank account of Mid-day Meal is operated jointly by the Headmaster of the school and president of the SMC.

2.15 Overall assessment of the manner in which implementation of the programme is contributing to the programme objectives and weaknesses of the programme implementation.



The state Govt. have fixed a review meeting on 8<sup>th</sup> of the every month regarding proper implementation of Mid-day Meal programme where attend by all field level officers of Education Department as well as officers from the district administration, who in turn gives the feed back to the Commissioner & Secretary to the Govt. of Assam, Education (Ele. & Sec.) Department and State Nodal Officer, MDMS.

✓ 2.16 Mid-day Meal programme have a positive impact which fulfilled the objective of the programme. It is observed that retention in the schools have been increased after implementation of hot cooked Mid-day Meal programme.

2.17 The enrolment, attendance and retention of the students have been increased after implementation of the MDM Programme.

2.18 The State Govt. have engaged Assam Mahila Samata Society for evaluation of the programme in 9 districts namely Darrang, Udalguri, Dhubri, Goalpara, Morigaon, Nagaon, Sonitpur, Dhubri, Tinsukia. However, report has not yet been submitted by the society.

2.19 The student followed the following best practices

- (1) Washing hand before eating food.
- (2) Awareness about the hygienic condition
- (3) Maintained discipline.

2.20 No such reports have been reported by the field level officers.

2.21 NGOs and Civic body organization have not yet involved in implementation of the programme of MDMS.

2.22 The State health department have been requested to provided micro-nutrients, Vitamin-A, de-worming medicine, iron and folic acid to the students of elementary schools.

2.23 The SI of Schools, Block Elementary Education Officer, Deputy Inspector of Schools and District Elementary Education Officer has regularly monitored the scheme of Mid-day Meal. SMCs have already been constituted for all the schools.

2.24 The Deputy Secretary to the Govt. of Assam and Deputy Director of Elementary Education have been engaged time to time in inspection of MDMS programme. Moreover monthly review meeting is held on every 8<sup>th</sup> of the month for proper implementation of Mid-day Meal programme where attend by all the field level officers of Education Department as well as officers from district administration who in tern gives the feed back of the programme.

Table - 1  
Annual Work Plan and Budget 2008-09  
[Mid-Day Meal Scheme]

Table-1

**GENERAL INFORMATION-2007-08**

State:

**1. No. of children availing Mid-Day Meal as on 30.9.2007**

	SC	ST	OBC	Minority	Others	Total
(1)	(2)	(2)	(3)	(4)	(5)	(6)
Boys	157959	242217	397189	659326	535233	1991924
Girls	147095	241972	353030	588383	508218	1838698
Total	305054	484189	750219	1247709	1043451	3830622

**2. Staff (Cook/helper/others) employed under Mid Day Meal Scheme**

	SC	ST	OBC	Minority	Others	Total
(1)	(2)	(2)	(3)	(4)	(5)	(6)
Male	2490	5338	5886	5649	4640	24003
Female	9800	19653	21077	21901	5688	78119
Total	12290	24991	26963	27550	10328	102122

**3. Salary paid to Staff (Cook/helper/others) employed under Mid Day Meal Scheme**

Staff	Average Monthly Salary	Remarks/basis/norms for appointment and payment of wages
Cook & Helper	As per norms @ Rs. 0.30 per student per teaching days for cook and helper	SMC engaged cook and helper
Others	5000/- per month	on fixed pay basis

**4. Break-up of nutrition content and cost of meal per child per day as per State Nutrition/Expenditure Norm including Central Assistance & State contribution (unit cost).**

**A. Primary**

Sl. No.	Food item	Quantity (in gms)	Cost of Qty Recommended (in Rs.)	Calories	Protein content (in gms)
(1)	(2)	(2)	(3)	(4)	(5)
1	Foodgrains (Wheat/Rice)	100 gram	Supplied free	340	8
2	Pulses	20 gram	0.50	70	5
3	Vegetables ( in leafy)		0.50	25	
4	Oil & fat		0.25	45	
5	Salt & Condiments		0.10		
6	Fuel		0.25		
7	Labour & other administrative charge		0.40		
8	any other items				
	<b>Total</b>		2.00	480	13

**B. Upper Primary**

Sl. No.	Food item	Quantity (in gms)	Cost of Qty Recommended (in Rs.)	Calories	Protein content (in gms)
(1)	(2)	(2)	(3)	(4)	(5)
1	Foodgrains (Wheat/Rice)	150 grams	Supplied free	500	9
2	Pulses	25 grams	0.70	85	6
3	Vegetables ( in leafy)		0.70	25	
4	Oil & fat		0.30	45	
5	Salt & Condiments		0.10		
6	Fuel		0.30		
7	Labour & other administrative charge		0.40		
8	any other items				
	<b>Total</b>		2.50	655	15

56

Annual Work Plan and Budget 2008-09  
[MID-DAY MEAL SCHEME]  
Proforma for Furnishing Details of Provisions made in the State Budget 2008-09

State :

(Rs. In lakh)

1) **Cooking Cost : Primary**

Year	Allocations in State/UT Budget			Total Expenditure
	Central Assistance (Reimbursement)	State Contribution	Total	
1	2	3	4	5
2005-06	Rs. 5462.37 lakh	Rs. 1007.11 lakh	Rs. 6469.48 lakh	Rs. 3634.41 Lakh
2006-07	Rs. 6277.43 lakh	Rs. 1568.14 lakh	Rs. 7845.57 lakh	Rs. 6469.47 Lakh
2007-08	Rs. 5857.86 lakh + Rs. 407.53 lakh (spill over from 2006-07)	Rs. 1530.00 lakh	Rs. 7795.39 lakh	Rs. 8325.97 lakh
2008-09	Rs. 15789.83 lakh (proposed)	Rs. 3000.00 lakh (proposed)	Rs. 18789.82 lakh	Not Applicable

2) **Cooking Cost : Upper Primary**

Year	Allocations in State/UT Budget			Total Expenditure
	Central Assistance (Reimbursement)	State Contribution	Total	
1	2	3	4	5
2007-08	Rs. 1953.48 Lakh	Rs. 169.87 Lakh		—
2008-09	Rs. 9668.60 lakh	Rs. 840.75 lakh		Not Applicable

3) Cost of meal per child per day, as per State Expenditure Norm including Central Assistance & State contribution (Unit Cost).  
[Excluding Cost of Foodgrains]

Year	Primary	Upper Primary
2005-06	Rs. 1.00	---
2006-07	Rs. 2.00	---
2007-08	Rs. 2.00	Rs. 2.50
2008-09	Rs. 2.00	Rs. 2.50

4) **Construction of Kitchen-cum-Stores (lower primary)**

Year	Provision in the State Budget			Expenditure
	Central assistance (Reimbursement)	State Contribution if any including through convergence	Total	
2006-07	Rs. 5533.56 lakh	—	Rs. 5533.56 lakh	—
2007-08	Rs. 12507.00 lakh	—	Rs. 12507.00 lakh	Rs. 4134.80 lakh
2008-09	Rs. 2068.20 lakh	—	Rs. 2068.20 lakh	Not Applicable

5) **Procurement of Kitchen Devices (lower primary)**

Year	Provision in the State Budget			Expenditure
	Central assistance (Reimbursement)	State Contribution if any including through convergence	Total	
2006-07	Rs. 883.28 Lakhs	—	Rs. 883.28 Lakh	—
2007-08	—	—	—	Rs. 883.28 Lakh
2008-09	Rs. 792.40 lakh	—	Rs. 792.40 lakh	Not Applicable

6) **Construction of Kitchen-cum-Stores (upper primary)**

Year	Provision in the State Budget			Expenditure
	Central assistance (Reimbursement)	State Contribution if any including through convergence	Total	
2006-07	—	—	—	—
2007-08	—	—	—	—
2008-09	Rs. 5473.80 lakh	—	Rs. 5473.80 lakh	Not Applicable

7) **Procurement of Kitchen Devices (upper primary)**

Year	Provision in the State Budget			Expenditure
	Central assistance (Reimbursement)	State Contribution if any including through convergence	Total	
2006-07	—	—	—	—
2007-08	—	—	—	—
2008-09	Rs. 729.84 lakh	—	Rs. 729.84 lakh	Not Applicable

*B. B. Boruah*  
Director  
Elementary Education, Assam  
State Planning Office, Assam  
Kahilipara, Guwahati-781015

*Smita*  
(Signature)  
Secretary of Nortal Department

## Annual Work Plan and Budget 2008-09

## [Mid-Day Meal Scheme]

## District wise information on number of Institutions under MDM Scheme for Primary Stage (Classes I-IV)

State: Assam

(As on 30th Sep., 2007)

S.No.	Name of District	No. of Institutions					No. of Institutions regularly serving MDM					Diff. Between (7) - (12)
		Classes I -IV (Govt+LB+ Primary section of MVS)	Classes I -IV (GA)	EGS Centres	AIE Centres	Total (col 3+4+5+6)	Classes I -IV (Govt+LB)	Classes I -IV (GA)	EGS Centres	AIE Centres	Total (col.8+9+10+11)	
1	2	3	4	5	6	7	8	9	10	11	12	13
1	Barpeta	1550	170	149	899	2768	1550	170	149	899	2768	
3	Bongaigaon	583	71	154	233	1041	583	71	154	233	1041	
2	Baska	1148		102	3	1253	1148		102	3	1253	
4	Cachar	1640	162	343	374	2519	1640	162	343	374	2519	
5	Chirang	592	20	151	99	862	592	20	151	99	862	
6	Darrang	694	125	333	458	1610	694	125	333	458	1610	
7	Dhemaji	877	41	318	411	1647	877	41	318	411	1647	
9	Dhubri	1325	149	413	1104	2991	1325	149	413	1104	2991	
8	Dibrugarh	1238	110	127	415	1890	1238	110	127	415	1890	
10	Goalpara	985	77	507	184	1753	985	77	507	184	1753	
11	Golaghat	1041	88	95	471	1695	1041	88	95	471	1695	
12	Hailakandi	1033	80	104	362	1579	1033	80	104	362	1579	
13	Jorhat	1613	123	65	212	2013	1613	123	65	212	2013	
14	Kamrup (R & M)	2241	198	182	833	3454	2241	198	182	833	3454	
25	Karbi Anglong	1414		370	529	2313	1414		370	529	2313	
15	Karimganj	1300	100	223	540	2163	1300	100	223	540	2163	

58

S.No.	Name of District	No. of Institutions					No. of Institutions regularly serving MDM					Diff. Between (7) - (12)
		Classes I -IV (Govt+LB+ Primary section of MVS)	Classes I -IV (GA)	EGS Centres	AIE Centres	Total (col 3+4+5+6)	Classes I -IV (Govt+LB)	Classes I -IV (GA)	EGS Centres	AIE Centres	Total (col.8+9+10+11)	
1	2	3	4	5	6	7	8	9	10	11	12	13
16	Kokrajhar	955	72	277	222	1526	955	72	277	222	1526	
17	Lakhimpur	1425	98	160	615	2298	1425	98	160	615	2298	
18	Morigaon	850	72	251	411	1584	850	72	251	411	1584	
19	Nagaon	2082	228	363	963	3634	2082	226	363	963	3634	
20	Nalbari	873	128	93	515	1609	873	128	93	515	1609	
26	N. C. Hills	680		68	84	832	680		68	84	832	
21	Sivasagar	1787	120	61	398	2366	1787	120	61	398	2366	
22	Sonitpur	1377	171	522	677	2747	1377	171	522	677	2747	
23	Tinsukia	847	92	177	594	1710	847	92	177	594	1710	
24	Udalguri	843	28	214	119	1204	843	28	214	119	1204	
TOTAL		30993	2521	5822	11725	51061	30993	2521	5822	11725	51061	

Govt. Government Schools  
 LB: Local Body Schools  
 GA: Govt Aided Schools

Reasons for the difference in col. 13

Date: \_\_\_\_\_

*R. Nath*  
 Director  
 Elementary Education, Assam  
 & State Nodal Officer, MDMS  
 Kahilipara, Guwahati - 19

*Smita*  
 (Signature)  
 Secretary of the Nodal Department  
 Government of Assam

**Table-4**  
Annual Work Plan and Budget 2008-09  
[Mid-Day Meal Scheme]

Table-4

59

**District-wise Information on Enrolment and Children availing MDM for 2007-08 for Primary Stage (Classes I - IV)**  
(Only in MS-Excel Format)

State: Assam

(As on 30th Sep., 2007)

S.No.	Name of District	Total Enrolment				No. of children availing MDM*			
		Classes I -IV (Govt+LB+GA+primary section of MVS)	EGS Centres	AIE Centres	Total (col 3+4+5)	Classes I -IV (Govt+LB+GA)	EGS Centres	AIE Centres	Total (col.7+8+9)
1	2	3	4	5	6	7	8	9	10
1	Barpeta	220741	13207	10267	244215	220741	13207	10267	244215
2	Baksa	112918	5593	Nil	118511	112918	5593	Nil	118511
2	Bongaigaon	64596	11375	3005	78976	64596	11375	3005	78976
4	Cachar	184635	19880	6972	211487	184635	19880	6972	211487
5	Chirang	51509	9221	2071	62801	51509	9221	2071	62801
6	Darrang	89225	37368	8027	134620	89225	37368	8027	134620
7	Dhemaji	73607	16849	4936	95392	73607	16849	4936	95392
9	Dibrugarh	97278	6990	5204	109472	97278	6990	5204	109472
8	Dhubri	293242	30527	28991	352760	293242	30527	28991	352760
10	Goalpara	106264	33417	3320	143001	106264	33417	3320	143001
11	Golaghat	96057	6682	6678	109417	96057	6682	6678	109417
12	Hailakandi	84513	6784	3557	94854	84513	6784	3557	94854
13	Jorhat	73863	3770	4361	81994	73863	3770	4361	81994
14	Kamrup (M & R)	199234	13354	23092	235680	199234	13354	23092	235680
26	Karimganj	149076	13560	9642	172278	149076	13560	9642	172278
15	Kokrajhar	77289	16176	3645	97110	77289	16176	3645	97110

S.No.	Name of District	Total Enrolment				No. of children availing MDM*			
		Classes I-IV (Govt+LB+GA+prim ary section of MVS)	EGS Centres	AIE Centres	Total (col 3+4+5)	Classes I-IV (Govt+LB+GA)	EGS Centres	AIE Centres	Total (col.7+8+9)
1	2	3	4	5	6	7	8	9	10
17	Lakhimpur	128753	12570	17749	159072	128753	12570	17749	159072
18	Morigaon	121822	17820	8647	148289	121822	17820	8647	148289
19	Nagaon	268520	32520	19341	320381	268520	32520	19341	320381
20	Nalbari	83134	5557	5009	93700	83134	5557	5009	93700
21	Sivasagar	119137	3235	8058	130430	119137	3235	8058	130430
27	Sonitpur	164099	34082	6605	204786	164099	34082	6605	204786
22	Tinsukia	88494	10314	32450	131258	88494	10314	32450	131258
23	Udalguri	83487	12528	3154	99169	83487	12528	3154	99169
24	Karbi Anglong	137871	24239	8052	170162	137871	24239	8052	170162
25	N. C. Hills	27167	3465	175	30807	27167	3465	175	30807
<b>TOTAL</b>		<b>3196531</b>	<b>401083</b>	<b>233008</b>	<b>3830622</b>	<b>3196531</b>	<b>401083</b>	<b>233008</b>	<b>3830622</b>

\* District wise aggregation of actual no. of children availing MDM based on school level MDM attendance register maintained.

Govt: Government Schools

LB: Local Body Schools

GA: Govt Aided Schools

- i) No of actual school working days during 1.4.2007 to 31.12.2007:  
ii) No. of days mid-day meal served during 1.4.2007 to 31.12.2007:

SCHOOL	EGS	AIE
153	153	153
109	109	109

Date: \_\_\_\_\_

*B. Nath*  
Director  
Elementary Education, Assam  
& State Nodal Officer, MDMS  
Kahilipara, Guwahati - 19

*mte*  
(Signature)  
Secretary of the Nodal Department  
Government of Assam

Table-5  
Annual Work Plan and Budget 2008-09

Table-5

[Mid-Day Meal Scheme]

For Lower Primary Stage (Classes I-IV)

State: Assam

I. Anticipated Working Days for Schools & EGS Centres between April, 2008 & March, 2009

S. No.	Month	Total No. of Days in the month	Deduct Holidays				Anticipated No. of Working Days (3-8)	Remarks	
			Vacation Days	Holidays outside Vacation period		Total Holidays (4+7)			
				Sundays	Other School Holidays				Total
1	2	3	4	5	6	7	8	9	10
1	April,08	30	—	4	2	6	6	24	Teaching days calculated as 229 days
2	May,08	31	—	4	3	7	7	24	
3	June,08	30	—	5	—	5	5	25	
4	July,08	31	31	—	—	—	31	0	
5	August,08	31	—	5	2	7	7	24	
6	September,08	30	—	4	1	5	5	25	
7	October,08	31	—	4	7	11	11	20	
8	November,08	30	—	5	2	7	7	23	
9	December,08	31	—	4	3	7	7	24	
10	January,09	31	—	4	6	10	10	21	
11	February,09	29	—	4	1	5	5	24	
12	March,09	31	—	5	1	6	6	25	
Total		366	—	48	28	76	107	259	

II. Anticipated No. of average Working Days per AIE Centre between April, 2008 and March, 2009.


Date: \_\_\_\_\_

*T. N. Saha*  
Director  
Elementary Education, Assam  
& State Nodal Officer, MDMS  
Kahilipara, Guwahati - 19

*S. N. Saha*  
(Signature)  
Secretary of the Nodal Department  
Government of Assam



**Table-6**  
**Annual Work Plan and Budget 2008-09**  
**[Mid-Day Meal Scheme]**

Table-6 

District-wise information on Lifting and Utilization of foodgrains at school level during 2007-08 for Primary Stage (Classes I-V)  
 (Only in MS-Excel Format)

For the period 1.4.2007 to 31.12.2007

[Qty in MTs]

State:

Sl. No.	Name of District	Rice						Wheat					
		Allocation for the year 2007-08	Opening Balance as on 1.4.2007	Lifted	Aggregate quantity Consumed at School level	Balance* (Stock in hand) as on 31.12.2007 [col.4+5-6]	% Consumption (% of 6 on 3)	Allocation for the year 2007-08	Opening Balance as on 1.4.2007	Lifted	Aggregate quantity Consumed at School level	Balance* (Stock in hand) as on 31.12.2007 [col.10+11-12]	% Consumption (% of 12 on 9)
		3	4	5	6	7	8	9	10	11	12	13	14
1	Barpeta	4602.11	0.00	4183.665	4183.665	0.000	90.91%						
2	Baska	2380.62	0.00	1728.358	1728.358	0.000	72.60%						
3	Bongaigaon	1642.23	0.00	856.505	856.505	0.000	52.15%						
4	Cachar	3374.77	0.00	2898.107	2898.107	0.000	85.88%						
5	Chirang	1208.76	0.00	869.525	749.431	120.094	62.00%						
6	Darrang	2198.56	0.00	1577.213	1577.213	0.000	71.74%						
7	Dhemaji	1548.64	0.00	1363.974	1316.344	47.630	85.00%						
8	Dibrugarh	2670.97	0.00	1735.006	1735.006	0.000	64.96%						
9	Dhubri	3398.97	0.00	5004.236	3263.010	1741.226	96.00%						
10	Goalpara	3017.28	0.00	2001.784	2001.784	0.000	66.34%						
11	Goiaghat	2157.52	0.00	1543.432	1543.432	0.000	71.54%						
12	Haikandi	1888.57	0.00	1278.511	1278.511	0.000	67.70%						
13	Jorhat	2158.41	0.00	1132.246	1132.246	0.000	52.46%						
14	Kamrup (M & U)	4857.48	0.00	2651.700	2651.700	0.000	54.59%						
15	Kamrup (R)	2453.91	0.00	1945.596	1945.596	0.000	79.29%						

C. 63

Sl. No	Name of District	Rice						Wheat					
		Allocation for the year 2007-08	Opening Balance as on 1.4.2007	Lifted	Aggregate quantity Consumed at School level	Balance* (Stock in hand) as on 31.12.2007 [col.4+5-6]	% Consumption (% of 6 on 3)	Allocation for the year 2007-08	Opening Balance as on 1.4.2007	Lifted	Aggregate quantity Consumed at School level	Balance* (Stock in hand) as on 31.12.2007 [col.10+11-12]	% Consumption (% of 12 on 9)
1	2	3	4	5	6	7	8	9	10	11	12	13	14
17	Kokrajhar	2131.14	221.12	1372.123	1593.240	0.000	74.76%						
18	Lakhimpur	2962.77	0.00	1949.914	1949.914	0.000	65.81%						
19	Morigaon	2716.82	0.00	2357.973	2357.973	0.000	86.79%						
20	Nagaon	7878.05	1269.39	3231.098	4500.488	0.000	57.13%						
21	Nalbari	1785.95	0.00	1180.999	1180.999	0.000	66.13%						
22	Sivasagar	2222.06	0.00	2130.875	1999.854	131.021	90.00%						
23	Sorigpur	3560.58	0.00	2561.307	2561.307	0.000	71.94%						
24	Tinukia	3008.57	294.53	1661.042	1955.570	0.000	65.00%						
25	Udalguri	2414.82	0.00	1728.866	1728.866	0.000	71.59%						
26	Karbi Angiong	2706.90	303.06	1754.189	2057.244	0.000	76.00%						
27	N. C. Hills	475.42	0.00	511.558	421.388	90.170	88.63%						
<b>TOTAL</b>		<b>71421.88</b>	<b>2088.09</b>	<b>51209.802</b>	<b>51167.751</b>	<b>2130.141</b>	<b>71.64%</b>						

\* include unspent balance at State, District & Block levels as on 31.12.07

Date: \_\_\_\_\_

*B. B. B.*

Director

Elementary Education, Assam  
 State Nodal Officer, MDMS  
 Kahilipara, Guwahati-19

*mita*

(Signature)

Secretary of the Nodal Department  
 Government of Assam

Seal:

**Table-7**  
**Annual Work Plan and Budget 2008-09**  
**[Mid-Day Meal Scheme]**

**District-wise information on Cooking Assistance released and Utilised\* during 2007-08 for Primary Stage (Classes I - IV)**  
 (Only in MS-Excel Format)

**(For the period 1.4.2007 to 31.12.2007)**

State: Assam

**[In Rs.]**

Sl. No.	Name of District	Allocation for 2007-08 (Note: 1)	Opening Balance as on 1.4.2007 (Note: 1)	Cooking assistance received (Note: 1)	Utilisation* of Cooking assistance at school level (Note:1)	Unspent Balance as on 31.12.07 [Col. 4+5-6] (Note:1 & 2)	% Utilisation (% of 6 on 3)
1	2	3	4	5	6	7	8
1	Barpeta	92042286	6469516.00	44744263	50623257	590522.00	55.00%
2	Baska	51630376	8658268.00	25098840	33072420	684688.00	64.06%
3	Bongaigaon	32844686	7182424.00	15966561	16422343	6726642.00	50.00%
4	Cachar	75226088	3228390.00	36569412	39759556	38246.00	52.85%
5	Chirang	24175102	5173003.00	11752231	13296306	3628928.00	55.00%
6	Darrang	43971144	1654531.00	21375461	22885400	144592.00	52.05%
7	Dhemaji	34487376	3563.00	16765543	16216640	552466.00	47.02%
8	Dibrugarh	53419324	8807497.00	25968500	34273280	502717.00	64.16%
9	Dhubri	137171342	5878122.00	66683040	71024400	1536762.00	51.78%
10	Goalpara	60345530	137394.00	29335534	28600200	872728.00	47.39%
11	Golaghat	43150450	9655401.00	20976286	25890270	4741417.00	60.00%
12	Hallakandi	37771454	1539106.00	18360675	19641156	258625.00	52.00%
13	Jorhat	43168244	4686981.00	20985146	22178560	3493567.00	51.38%
14	Kamrup (M & R)	97149598	10367679.00	47227078	52785272	4809485.00	54.33%
16	Karimganj	61581128	1501605.00	29936404	31010040	427969.00	50.36%
17	Kokrajhar	42622706	15084816.00	20719945	28306400	7498361.00	66.41%

(6)


Sl. No.	Name of District	Allocation for 2007-08 (Note: 1)	Opening Balance as on 1.4.2007 (Note: 1)	Cooking assistance received (Note: 1)	Utilisation* of Cooking assistance at school level (Note:1)	Unspent Balance as on 31.12.07 [Col. 4+5-6] (Note:1 & 2)	% Utilisation (% of 6 on 3)
1	2	3	4	5	6	7	8
18	Lakhimpur	59255322	19598168.00	28805550	38177280	10226438.00	64.43%
19	Morigaon	54336366	670741.00	26414302	26692020	393023.00	49.12%
20	Nagaon	157561096	31916709.00	76595312	83299060	25212961.00	52.87%
21	Nalbari	35719068	13800252.00	17363883	9732120	21432015.00	27.25%
22	Sivasagar	48366262	173841.00	23511847	23477400	208288.00	48.54%
23	Sonitpur	71211588	1414358.00	34618055	35413620	618793.00	49.73%
24	Tinsukia	60171496	21223197.00	29250929	35189340	15284786.00	58.48%
25	Udalguri	48296388	9488140.00	23478089	28800560	4165669.00	59.63%
26	Karbi Anglong	54138028	15956049.00	26315563	40838880	1432732.00	75.43%
27	N. C. Hills	10245004	6474.00	4985461	4990734	1201.00	48.71%
<b>TOTAL</b>		<b>1530057452.00</b>	<b>204276225.00</b>	<b>743803910</b>	<b>832596514</b>	<b>115483621.00</b>	<b>54.42%</b>


\* please refer para 4.4 of D.O. letter 14.1.2008 from JS(EE.1)

Note 1: Includes Central Assistance & State Contribution, both in terms of funds and monetary value of the commodities supplied by the State/UT.

Note 2: Unspent balance is aggregate of unspent balances at District, Block, Village/Panchayat & School level.

Date: \_\_\_\_\_

  
 Director  
 Elementary Education, Assam  
 & State Nodal Officer, MDMS  
 Kahilipara, Guwahati - 19

  
 (Signature)  
 Secretary of the Nodal Department  
 Government of Assam

**Table-8**  
**Annual Work Plan and Budget 2008-09**  
**[Mid-Day Meal Scheme]**  
**Kitchen Shed Construction**  
**Achievement during 2007-08 [out of MDMS funds]**

Table-8

State: Assam

As on 31.12.2007

Sl. No.	District	Allocation* Physical			Allocation* Financial (Rs. in Lakh)			Completed (C)		In progress (IP)		Total (C+IP) Achievement		Yet to be started		Achievement as % of allocation	
		2006-07	2007-08	Total	2006-07	2007-08	Total	Physical	Financial (Rs. in lakh)	Physical	Financial (Rs. in lakh)	Physical [col. 9+11]	Financial (Rs. in lakh.) [col. 10+12]	Physical [col. 5-13]	Financial (Rs. in lakh) [col. 8-14]	Physical [% of 13 on 5]	Financial [% of 14 on 8]
	2	3	4	5	6	7	8	9	10	11	12	13	14	15	16	17	18
1	Barpeta	—	1520	1520	—	912.00	912.00	179	107.40	1341	68.20	1520	175.60	—	—	100%	19%
2	Bongaigaon	—	556	556	—	333.60	333.60	130	78.00	426	84.00	556	162.00	—	—	100%	49%
3	Cachar	—	1604	1604	—	962.40	962.40	385	231.00	1219	50.00	1604	281.00	—	†	100%	29%
4	Darrang	—	672	672	—	403.20	403.20	109	65.40	563	56.20	672	121.60	—	—	100%	30%
5	Dhemaji	—	847	847	—	508.20	508.20	—	0.00	847	60.00	847	60.00	—	—	100%	12%
6	Dibrugarh	—	1184	1184	—	710.40	710.40	38	22.80	1146	110.80	1184	133.60	—	—	100%	19%
7	Dhubri	—	1272	1272	—	763.20	763.20	—	0.00	1272	182.00	1272	182.00	—	—	100%	24%
8	Goalpara	—	942	942	—	565.20	565.20	64	38.40	878	39.20	942	77.60	—	—	100%	14%
9	Golaghat	—	1003	1003	—	601.80	601.80	74	44.40	929	50.20	1003	94.60	—	—	100%	16%
10	Hailakandi	—	1003	1003	—	601.80	601.80	138	82.80	865	30.80	1003	113.60	—	—	100%	19%
11	Jorhat	—	1566	1566	—	939.60	939.60	312	187.20	1254	20.00	1566	207.20	—	—	100%	22%
12	Kamrup (M & R)	—	2172	2172	—	1303.20	1303.20	542	325.20	1630	120.00	2172	445.20	—	—	100%	34%
13	Karimganj	—	1250	1250	—	750.00	750.00	—	0.00	1250	101.00	1250	101.00	—	—	100%	13%
14	Kokrajhar	—	943	943	—	565.80	565.80	—	0.00	943	120.00	943	120.00	—	—	100%	21%
15	Lakhimpur	—	1375	1375	—	825.00	825.00	150	90.00	1225	10.00	1375	100.00	—	—	100%	12%

Sl. no	District	Allocation* Physical			Allocation* Financial (Rs. in Lakh)			Completed (C)		In progress (IP)		Total (C+IP) Achievement		Yet to be started		Achievement as % of allocation	
		2006-07	2007-08	Total	2006-07	2007-08	Total	Physical	Financial (Rs. in lakh)	Physical	Financial (Rs. in lakh)	Physical [col. 9+11]	Financial (Rs. in lakh.) [col. 10+12]	Physical [col. 5-13]	Financial (Rs. in lakh) [col. 8-14]	Physical [% of 13 on 5]	Financial [% of 14 on 8]
1	2	3	4	5	6	7	8	9	10	11	12	13	14	15	16	17	18
13	Morigaon	—	817	817	—	490.20	490.20	159	95.40	658	30.00	817	125.40	—	—	100%	26%
17	Nagaon	—	2005	2005	—	1203.00	1203.00	305	183.00	1700	110.00	2005	293.00	—	—	100%	24%
18	Nalbari	—	834	834	—	500.40	500.40	317	190.20	517	30.00	834	220.20	—	—	100%	44%
19	Sivasagar	—	1713	1713	—	1027.80	1027.80	156	93.60	1557	50.00	1713	143.60	—	—	100%	14%
20	Sonitpur	—	1320	1320	—	792.00	792.00	251	150.60	1069	30.00	1320	180.60	—	—	100%	23%
21	Tinsukia	—	839	839	—	503.40	503.40	239	143.40	600	33.00	839	176.40	—	—	100%	35%
22	Karbi Anglong	—	1413	1413	—	847.80	847.80		0.00	1413	266.00	1413	266.00	—	—	100%	31%
23	N. C. Hills	—	679	679	—	407.40	407.40		0.00	679	95.60	679	95.60	—	—	100%	23%
24	Udalguri	—	829	829	—	497.40	497.40	703	61.80	726	25.00	829	86.80	—	—	100%	17%
25	Baksa	—	1124	1124	—	674.40	674.40	179	107.40	945	10.00	1124	117.40	—	—	100%	17%
26	Chirang	—	585	585	—	351.00	351.00	56	34.80	527	20.00	585	54.80	—	—	100%	16%
<b>TOTAL</b>		—	<b>30067</b>	<b>30067</b>	—	<b>18040.20</b>	<b>18040.20</b>	<b>3006</b>	<b>2332.80</b>	<b>26179</b>	<b>1802.00</b>	<b>30067</b>	<b>4134.80</b>	—	—	<b>100%</b>	<b>23%</b>

\* District-wise allocation made by State/UT out of Central Assistance provided for the purpose.

Director

Elementary Education, Assam  
State Nodal Officer, MDMS  
Kahilipara, Guwahati - 19

(Signature)

Secretary of the Nodal Department  
Government of Assam

**Table-9**  
**Annual Work Plan and Budget 2008-09**  
**[Mid-Day Meal Scheme]**  
**Kitchen Devices Procurement**  
**Achievement during 2007-08 [Out of MDM Funds]**

**Table-9**

State: *Assam*

As on  
31.12.2007

Sl. No	District	Allocation* Physical			Allocation* Financial (Rs. in Lakh)			Completed (C)		In progress (IP)		Total (C+IP) Achievement		Yet to be started		Achievement as % of allocation	
		2006-07	2007-08	Total	2006-07	2007-08	Total	Physical	Financial (Rs. in lakh)	Physical	Financial (Rs. in lakh)	Physical [col. 9+11]	Financial (Rs. in lakh.) [col. 10+12]	Physical [col. 5-13]	Financial (Rs. in lakh) [col. 8-14]	Physical [% of 13 on 5]	Financial [% of 14 on 8]
1	2	3	4	5	6	7	8	9	10	11	12	13	14	15	16	17	18
1	Barpeta & part of Baksa	—	1148	1148	—	57.40	57.40	1148	57.40	—	—	1148	57.40	—	—	100%	100%
2	Fongaigaon & part of Chirang	—	542	542	—	27.10	27.10	542	27.10	—	—	542	27.10	—	—	100%	100%
3	Cachar	—	945	945	—	47.25	47.25	945	47.25	—	—	945	47.25	—	—	100%	100%
4	Darrang & Udalguri	—	884	884	—	44.20	44.20	884	44.20	—	—	884	44.20	—	—	100%	100%
5	Dhemaji	—	499	499	—	24.95	24.95	499	24.95	—	—	499	24.95	—	—	100%	100%
6	Dibrugarh	—	695	695	—	34.75	34.75	695	34.75	—	—	695	34.75	—	—	100%	100%
7	Dhubri	—	848	848	—	42.40	42.40	848	42.40	—	—	848	42.40	—	—	100%	100%
8	Goalpara	—	556	556	—	27.80	27.80	556	27.80	—	—	556	27.80	—	—	100%	100%
9	Golaghat	—	590	590	—	29.50	29.50	590	29.50	—	—	590	29.50	—	—	100%	100%
10	Hailakandi	—	593	593	—	29.65	29.65	593	29.65	—	—	593	29.65	—	—	100%	100%
11	Jorhat	—	918	918	—	45.90	45.90	918	45.90	—	—	918	45.90	—	—	100%	100%
12	Kamrup (M & R)	—	1191	1191	—	59.55	59.55	1191	59.55	—	—	1191	59.55	—	—	100%	100%

69

Sl. No.	District	Allocation* Physical			Allocation* Financial (Rs. in Lakh)			Completed (C)		In progress (IP)		Total (C+IP) Achievement		Yet to be started		Achievement as % of allocation	
		2006-07	2007-08	Total	2006-07	2007-08	Total	Physical	Financial (Rs. in lakh)	Physical	Financial (Rs. in lakh)	Physical [col. 9+11]	Financial (Rs. in lakh.) [col. 10+12]	Physical [col. 5-13]	Financial (Rs. in lakh) [col. 8-14]	Physical [% of 13 on 5]	Financial [% of 14 on 8]
1	2	3	4	5	6	7	8	9	10	11	12	13	14	15	16	17	18
13	Karimganj	—	730	730	—	36.50	36.50	730	36.50	—	—	730	36.50	—	—	100%	100%
14	Kokrajhar & part of Chirang	—	657	657	—	32.85	32.85	657	32.85	—	—	657	32.85	—	—	100%	100%
15	Lakhimpur	—	803	803	—	40.15	40.15	803	40.15	—	—	803	40.15	—	—	100%	100%
16	Morigaon	—	479	479	—	23.95	23.95	479	23.95	—	—	479	23.95	—	—	100%	100%
17	Nagaon	—	1173	1173	—	58.65	58.65	1173	58.65	—	—	1173	58.65	—	—	100%	100%
18	Nalbari & part of Baksa	—	913	913	—	45.65	45.65	913	45.65	—	—	913	45.65	—	—	100%	100%
19	Sivasagar	—	1008	1008	—	50.40	50.40	1008	50.40	—	—	1008	50.40	—	—	100%	100%
20	Sonitpur	—	780	780	—	39.00	39.00	780	39.00	—	—	780	39.00	—	—	100%	100%
21	Tinsukia	—	496	496	—	24.80	24.80	496	24.80	—	—	496	24.80	—	—	100%	100%
22	Karbi Anglong	—	818	818	—	40.90	40.90	818	40.90	—	—	818	40.90	—	—	100%	100%
23	N. C. Hills	—	400	400	—	20.00	20.00	400	20.00	—	—	400	20.00	—	—	100%	100%
TOTAL		—	17666	17666	—	883.30	883.30	17666	883.30	—	—	17666	883.30	—	—	100%	100%

\* District wise allocation made by State/UT out of Central Assistance provided for the purpose.

*Pratim*  
 Director  
 Elementary Education, Assam  
 & State Nodal Officer, MDMS  
 Kahilipara, Guwahati - 19

*[Signature]*  
 Secretary of the Nodal Department  
 Government of Assam

Seal



**Table-10**  
**Annual Work Plan and Budget 2008-09**  
**[Mid-Day Meal Scheme]**

Table-10 (70)

**Requirement of Central Assistance towards Foodgrains, Cooking Assistance & Transport Assistance for 2008-09 for Primary Stage (Classes I-IV)**  
(Only in MS-Excel Format)

State: Assam

S.No.	Name of District	No. of children availing MDM* as on 30.9.07 (Please also refer to Table-4)				Anticipated No. of working days			Requirement of Foodgrains (in MTs)			Requirement of Cooking Assistance (Rs. in lakh) [Note:2]	Requirement of Transport Assistance (Rs. in lakhs) [Note:3]
		Classes I - IV (Govt+LB+GA)	EGS Centres	AIE Centres	Total (col. 3+4+5)	Classes I - IV (Govt+LB+GA)	EGS Centres	AIE Centres	Total [Note:1]	Rice	Wheat		
1	2	3	4	5	6	7	8	9	10	11	12	13	14
1	Barpeta	220741	13207	10267	244215	229	229	229	5592.52	5592.52	—	1006.65	69.91
2	Baksa	112918	5593		118511	229	229	229	2713.90	2713.90	—	488.50	33.92
3	Songgaigaon	64596	11375	3005	78976	229	229	229	1808.55	1808.55	—	325.54	22.61
4	Cachar	184635	19880	6972	211487	229	229	229	4843.05	4843.05	—	871.75	60.54
5	Chirang	51509	9221	2071	62801	229	229	229	1438.14	1438.14	—	258.87	17.98
6	Darang	89225	37368	8027	134620	229	229	229	3082.80	3082.80	—	554.90	38.53
7	Dimaaji	73607	16849	4936	95392	229	229	229	2184.48	2184.48	—	393.21	27.31
8	Dibrugarh	97278	6990	5204	109472	229	229	229	2506.91	2506.91	—	451.24	31.34
9	Dhubri	293242	30527	28991	352760	229	229	229	8078.20	8078.20	—	1454.08	100.98
10	Goalpara	106264	33417	3320	143001	229	229	229	3274.72	3274.72	—	589.45	40.93
11	Goalghat	96057	6682	6678	109417	229	229	229	2505.65	2505.65	—	451.02	31.32
12	Hailakandi	84513	6784	3557	94854	229	229	229	2172.16	2172.16	—	390.99	27.15
13	Jorhat	73863	3770	4361	81994	229	229	229	1877.66	1877.66	—	337.98	23.47
14	Kamrup (M & R)	199234	13354	23092	235680	229	229	229	5397.07	5397.07	—	971.47	67.46
15	Karimganj	149076	13560	9642	172278	229	229	229	3945.17	3945.17	—	710.13	49.31
16	Kokrajhar	77289	16176	3645	97110	229	229	229	2223.82	2223.82	—	400.29	27.80
17	Lakhimpur	128753	12570	17749	159072	229	229	229	3642.75	3642.75	—	655.69	45.53

S.No.	Name of District	also refer Table-4)				Anticipated No. of working days			Requirement of Foodgrains (in MTs)			Requirement of Cooking Assistance (Rs. in lakh) [Note:2]	Requirement of Transport Assistance (Rs. in lakhs) [Note:3]
		Classes I - IV (Govt+LB+GA)	EGS Centres	AIE Centres	Total (col. 3+4+5)	Classes I - IV (Govt+LB+GA)	EGS Centres	AIE Centres	Total [Note:1]	Rice	Wheat		
	2	3	4	5	6	7	8	9	10	11	12	13	14
13	Morigaon	121822	17820	8647	148289	229	229	229	3395.82	3395.82	—	611.25	42.45
19	Nagaon	268520	32520	19341	320381	229	229	229	7336.72	7336.72	—	1320.61	91.71
20	Nalbari	83134	5557	5009	93700	229	229	229	2145.73	2145.73	—	386.23	26.82
21	Sivasagar	119137	3235	8058	130430	229	229	229	2986.85	2986.85	—	537.63	37.34
22	Sonitpur	164099	34082	6605	204786	229	229	229	4689.60	4689.60	—	844.13	58.62
23	Tinsukia	88494	10314	32450	131258	229	229	229	3005.81	3005.81	—	541.05	37.57
24	Udalguri	83487	12528	3154	99169	229	229	229	2270.97	2270.97	—	408.77	28.39
25	Karbi Anglong	137871	24239	8052	170162	229	229	229	3896.71	3896.71	—	701.41	48.71
26	N. C. Hills	27167	3465	175	30807	229	229	229	705.48	705.48	—	126.99	8.82
	<b>TOTAL</b>	<b>3196531</b>	<b>401083</b>	<b>233008</b>	<b>3830622</b>	<b>229</b>	<b>229</b>	<b>229</b>	<b>87721.24</b>	<b>87721.24</b>	<b>—</b>	<b>15789.82</b>	<b>1096.52</b>

Govt: Government Schools  
LB: Local Body Schools  
GA: Govt. Aided Schools

Note 1: [(3x7)+(4x8)+(5x9)]x100x0.0001 MTs

Note 2: [(3x7)+(4x8)+(5x9)]xRs. 1.8 for NE States viz. Arunachal Pradesh, Assam, Manipur, Meghalaya, Mizoram, Nagaland, Sikkim & Tripura.

[(3x7)+(4x8)+(5x9)]xRs. 1.5 for other States/UTs

Note 3: (col.10)x Rs. 1250 for Special Category States viz. Arunachal Pradesh, Assam, Manipur, Meghalaya, Mizoram, Nagaland, Sikkim, Tripura, Uttranchal, HP and J&K  
(col.10)x Rs. 750 for other States/UTs

Date: \_\_\_\_\_

*Ranjan*  
Director  
Elementary Education, Assam  
& State Nodal Officer, MDMS  
Kahilipara, Guwahati - 19

*[Signature]*  
(Signature)  
Secretary of the Nodal Department  
Government of Assam  
Seal:

**Table-11**  
**Annual Work Plan and Budget 2008-09**  
**[Mid-Day Meal Scheme]**

Table-11

**Kitchen Shed Construction during 2008-09 in Primary Schools (Govt and Local Body only)**  
**(Only in MS-Excel Format)**

State: *Assam*

Sl. No.	Districts	Total No. of Govt. + Local Body Schools as on 1.4.2006 (Classes I - IV)	No. of schools requiring Kitchen shed (Note:1)	No. of Kitchen sheds sanctioned during 2006-07 & 2007-08	Balance requirement of Kitchen Sheds (Col 4-5)	Proposal for construction of Kitchen sheds during 2008-09			
						Out of MDMS		By Convergence with other development programme	
						Physical )	Financial (in Rs. in lakh)	Physical	Financial (in Rs. in lakh)
1	2	3	4	5	6	7	8	9	10
1	Barpeta	1550	1720	1520	200	200	120.00	—	—
2	Baska	1148	1148	1124	24	24	14.40	—	—
3	Bongaigaon	583	654	556	98	98	58.80	—	—
4	Cachar	1640	1802	1604	198	198	118.80	—	—
5	Chirang	592	612	585	27	27	16.20	—	—
6	Darrang	694	819	672	147	147	88.20	—	—
7	Dhemaji	877	918	847	71	71	42.60	—	—
8	Dibrugarh	1238	1348	1184	164	164	98.40	—	—
9	Dhubri	1325	1474	1272	202	202	121.20	—	—
10	Goalpara	985	1062	942	120	120	72.00	—	—
11	Golaghat	1041	1129	1003	126	126	75.60	—	—
12	Hailakandi	1033	1113	1003	110	110	66.00	—	—
13	Jorhat	1613	1736	1566	170	170	102.00	—	—
14	Kamrup (M & R)	2241	2439	2172	267	267	160.20	—	—

(7)

Sl. No.	Districts	Total No. of Govt. + Local Body Schools as on 1.4.2006 (Classes I - IV)	No. of schools requiring Kitchen shed [Note:1]	No. of Kitchen sheds sanctioned during 2006-07 & 2007-08	Balance requirement of Kitchen Sheds (Col 4-5)	Proposal for construction of Kitchen sheds during 2008-09			
						Out of MDMS		By Convergence with other development programme	
						Physical )	Financial (in Rs. in lakh)	Physical	Financial (in Rs. in lakh)
1	2	3	4	5	6	7	8	9	10
16	Karimganj	1300	1400	1250	150	150	90.00	—	—
17	Kokrajhar	955	1027	943	84	84	50.40	—	—
18	Lakhimpur	1425	1523	1375	148	148	88.80	—	—
19	Morigaon	850	922	817	105	105	63.00	—	—
20	Nagaon	2082	2308	2005	303	303	181.80	—	—
21	Nalbari	873	1001	834	167	167	100.20	—	—
22	Sivasagar	1787	1907	1713	194	194	116.40	—	—
23	Sonitpur	1377	1548	1320	228	228	136.80	—	—
24	Tinsukia	847	939	839	100	100	60.00	—	—
25	Udalguri	843	871	829	42	42	25.20	—	—
26	Karbi Anglong	1414	1414	1413	1	1	0.60	—	—
27	N. C. Hills	680	680	679	1	1	0.60	—	—
TOTAL		30993	33514	30067	3447	3447	2068.20	—	—

Note 1: A copy of Statement showing district-wise requirement of Kitchen sheds as furnished by States/UTs during 2006-07 is enclosed herewith ready reference. This may please be kept in view filling column 4.

In column No. 4 the following categories of schools have been included - Remaining LP Schools, MV Schools having primary section, primary schools receiving financial aid from the Govt.

*B. B. B.*  
Director

Elementary Education, Assam  
& State Nodal Officer, MDMS  
Kahilipara, Guwahati - 19

*M. M.*  
(Signature)

Secretary of the Nodal Department  
Government of Assam

**Table-12**  
Annual Work Plan and Budget 2008-09  
[Mid-Day Meal Scheme]

Table-12


**Kitchen Devices Procurement during 2008-09 for Primary Stage**  
(Only in MS-Excel Format)


State: *Assam*

(As on 31.12.07)

Sl. No.	Districts	Total No. of Govt. + Local Body Schools (Classes I - IV)	No. of schools requiring Kitchen devices as on 1.4.2006	No. of schools for which Kitchen Devices sanctioned during 2006-07 & 2007-08	Balance requirement of Kitchen device (Col 4-5)	Proposal for procurement of Kitchen devices during 2008-09			
						Out of MDMS		By Convergence with other development programme	
						Physical	Financial (in Rs. in lakh)	Physical	Financial (in Rs. in lakh)
1	2	3	4	5	6	7	8	9	10
1	Barpeta	1550	1720	844	876	876	43.80	—	—
2	Baska	1148	1148	646	502	502	25.10	—	—
3	Bongaigaon	583	654	407	247	247	12.35	—	—
4	Cachar	1640	1802	945	857	857	42.85	—	—
5	Chirang	592	612	199	413	413	20.65	—	—
6	Darrang	694	819	326	493	493	24.65	—	—
7	Dhemaji	877	918	499	419	419	20.95	—	—
8	Dibrugarh	1238	1348	695	653	653	32.65	—	—
9	Dhubri	1325	1474	848	626	626	31.30	—	—
10	Goalpara	985	1062	556	506	506	25.30	—	—
11	Golaghat	1041	1129	590	539	539	26.95	—	—
12	Hailakandi	1033	1113	593	520	520	26.00	—	—
13	Jorhat	1613	1736	918	818	818	40.90	—	—
14	Kamrup (M & R)	2241	2439	1191	1248	1248	62.40	—	—

Sl. No.	Districts	Total No. of Govt. + Local Body Schools (Classes I - IV)	No. of schools requiring Kitchen devices as on 1.4.2006	No. of schools for which Kitchen Devices sanctioned during 2006-07 & 2007-08	Balance requirement of Kitchen device (Col 4-5)	Proposal for procurement of Kitchen devices during 2008-09			
						Out of MDMS		By Convergence with other development programme	
						Physical	Financial (in Rs. in lakh)	Physical	Financial (in Rs. in lakh)
1	2	3	4	5	6	7	8	9	10
16	Karimganj	1300	1400	730	670	670	33.50	—	—
17	Kokrajhar	955	1027	593	434	434	21.70	—	—
18	Lakhimpur	1425	1523	803	720	720	36.00	—	—
19	Morigaon	850	922	479	443	443	22.15	—	—
20	Nagaon	2082	2308	1173	1135	1135	56.75	—	—
21	Nalbari	873	1001	571	430	430	21.50	—	—
22	Sivasagar	1787	1907	1008	899	899	44.95	—	—
23	Sonitpur	1377	1548	780	768	768	38.40	—	—
24	Tinsukia	847	939	496	443	443	22.15	—	—
25	Udalguri	843	871	558	313	313	15.65	—	—
26	Karbi Anglong	1414	1414	818	596	596	29.80	—	—
27	N. C. Hills	680	680	400	280	280	14.00	—	—
TOTAL		30993	33514	17666	15848	15848	792.40	—	—

  
 Director  
 Elementary Education, Assam  
 & State Nodal Officer, MDMS  
 Kahilipara, Guwahati - 19

  
 (Signature)  
 Secretary of the Nodal Department  
 Government of Assam

**Table-13**  
**Annual Work Plan and Budget 2008-09**  
**[Mid-Day Meal Scheme]**

Table-13

**Assistance for Management Monitoring and Evaluation 2008-09 for Primary**  
(Only in MS -Excel Format)

**Stage**

State: Assam

1	2	2007-08 (1.4.2007 to 31.12.2007)					2008-09				
		Allocated	Average Unit Cost	Phy	Expenditure (4) x (5)	Unspent balance on 31.12.2007 (Col 3-6)	Allocation entitled (Note:1)	Average unit cost	Phy	Fin (9) x (10)	Remarks
1	2	3	4	5	6	7	8	9	10	11	12
I	School Level Expenses										
	i) Form & Stationery						50% of MME funds eligible to State/UT				
	ii) Weighing machine & height Recorder										
	iii) Replacement/repair/maintenance of cooking device utensils, weighing machines etc.,						Rs. 187.14 lakh				
	<b>Sub Total</b>	Rs. 47.07 lakh	Rs. 92.27	For 51010 school centre	Rs. 47.07 lakh				Rs. 366.50	51061	Rs. 187.14
II	Management, Supervision, Training and Internal Monitoring:										
	i) Staff salary						35% of MME funds eligible to State/UT	Rs. 5000/- p.m.	5	Rs. 3.00 lakh	for one year
	ii) Transport & Conveyance										Rs. 48.68 lakh
	iii) Other Incidentals expenses						Rs. 131.01 lakh			Rs. 7.60 lakh	
	iv) Furniture, hardware and consumables etc.										Rs. 71.73 lakh
	<b>Sub Total</b>	Rs. 38.35 lakh								Rs. 131.01 lakh	
III	External Monitoring & Evaluation (please specify item wise)	Rs. 14.12 lakh				Rs. 14.12 lakh	15% of MME funds eligible to State/UT			Rs. 56.17 lakh	
	<b>Grand Total</b>						Rs. 374.32 lakh			Rs. 374.32 lakh	

Note 1: Please refer para 6.4 of NP-NPSE Guidelines 2006 for working out total MME funds eligible to States/UTs.

*[Signature]*  
Director

Elementary Education, Assam  
State Nodal Officer, MDMS  
Kahilipara, Guwahati - 19

*[Signature]*  
(Signature)

Secretary of the Nodal Department  
Government of Assam

Seal:

Table-3A  
Annual Work Plan and Budget 2008-09  
[Mid-Day Meal Scheme]

in Educationally Backward Blocks

District wise information on number of Institutions under MDM Scheme for Upper Primary Stage (Classes V-VIII)  
(EBBs)

(As on 31st Dec., 2007)

State: Assam

S.No.	Name of District	No. of Institutions (in EBBs)					No. of Institutions regularly serving MDM (in EBBs)					Diff. Between (7) -(12)
		(Govt+LB)	(GA)	EGS Centres	AIE Centres	Total (col. 3+4+5+6)	(Govt+LB)	(GA)	EGS Centres	AIE Centres	Total (col. 8+9+10+11)	
1	2	3	4	5	6	7	8	9	10	11	12	13
1	Barpeta a part of Baksa	207	—	—	—	207						
2	Bongaigaon & a part of Chirang	60	—	—	—	60						
3	Cachar	12	—	—	—	12						
4	Darrang & Udalguri	91	—	—	—	91						
5	Dhemaji	69	—	—	—	69						
6	Dibrugarh	35	—	—	—	35						
7	Dhubri	256	—	—	—	256						
8	Goalpara	131	—	—	—	131						
9	Golaghat	—	—	—	—	0						
10	Hailakandi	21	—	—	—	21						
11	Jorhat	—	—	—	—	0						
12	Kamrup (M & R)	44	—	—	—	44						
13	Karimganj	64	—	—	—	64						
14	Kokrajhar & a part of Chirang	140	—	—	—	140						
15	Lakhimpur	—	—	—	—	0						
16	Morigaon	79	—	—	—	79						

Nil



No.	Name of District	No. of Institutions (in EBBs)					No. of Institutions regularly serving MDM ( in EBBs)					Diff. Between (7) - (12)
		(Govt+LB)	(GA)	EGS Centres	AIE Centres	Total (col 3+4+5+6)	(Govt+LB)	(GA)	EGS Centres	AIE Centres	Total (col.8+9+10+11)	
1	2	3	4	5	6	7	8	9	10	11	12	13
17	Nagaon	163	—	—	—	163						
18	Nalbari a part of Baksa	78	—	—	—	78						
19	Sivasagar	11	—	—	—	11						
20	Sonitpur	79	—	—	—	79				Nil		
21	Tinsukia	57	—	—	—	57						
22	Karbi Anglong	197	—	—	—	197						
23	N. C. Hills	46	—	—	—	46						
<b>TOTAL</b>		<b>1840</b>	—	—	—	<b>1840</b>						

Govt: Government Schools  
 B: Local Body Schools  
 GA: Govt Aided Schools

- i) No of actual school working days during 1.10.2007 to 31.12.2007  
 ii) No. of days mid-day meal served during 1.10.2007 to 31.12.2007

SCHOOL	EGS	AIE

Reasons for the difference in col. 13

Date: \_\_\_\_\_

*B. S. Deka*  
 Director  
 Elementary Education, Assam  
 & State Nodal Officer, MDMS  
 Kahlipara, Guwahati - 19

*M. K. Deka*  
 (Signature)  
 Secretary of the Nodal Department  
 Government of Assam

Table-3B  
Annual Work Plan and Budget 2008-09  
[Mid-Day Meal Scheme]

Table-3B

(79)

District wise Information on number of Institutions under MDM Scheme for Upper Primary Stage (Classes V-VIII)

State: *Assam*

(As on 30th, Sep., 2007)

S.No.	Name of District	No. of Institutions having upper primary classes <b>WITHOUT</b> primary classes (classes I-IV) attached to them					No. of Institutions having upper primary classes <b>WITH</b> primary classes (classes I-IV) attached to them					Total (col 7+12)
		(Govt+LB)	(GA)	EGS Centres	AIE Centres	Total (col 3+4+5+6)	(Govt+LB)	(GA)	EGS Centres	AIE Centres	Total (col 8+9+10+11)	
1	2	3	4	5	6	7	8	9	10	11	12	13
1	Barpeta a part of Baksa	550	80	—	—	630	30	—	—	—	30	660
2	Bongaigaon & a part of Chirang	232	35	—	—	267	27	—	—	—	27	294
3	Cachar	372	64	—	—	436	36	—	—	—	36	472
4	Darrang & Udalguri	368	79	—	—	447	36	—	—	—	36	483
5	Dhemaji	240	19	—	—	259	30	—	—	—	30	289
6	Dibrugarh	306	61	—	—	367	54	—	—	—	54	421
7	Dhubri	403	76	—	—	479	53	—	—	—	53	532
8	Goalpara	253	36	—	—	289	43	—	—	—	43	332
9	Golaghat	317	46	—	—	363	38	—	—	—	38	401
10	Hailakandi	254	29	—	—	283	30	—	—	—	30	313
11	Jorhat	439	58	—	—	497	47	—	—	—	47	544
12	Kamrup (M & R)	718	113	—	—	831	69	—	—	—	69	900
13	Karimganj	250	42	—	—	292	50	—	—	—	50	342
14	Kokrajhar & a part of Chirang	184	50	—	—	234	19	—	—	—	19	253
15	Lakhimpur	436	60	—	—	496	50	—	—	—	50	546

S.No.	Name of District	No. of Institutions having upper primary classes <b>WITHOUT</b> primary classes (classes I-IV) attached to them					No. of Institutions having upper primary classes <b>WITH</b> primary classes (classes I-IV) attached to them					Total (col 7+12)
		(Govt+LB)	(GA)	EGS Centres	AIE Centres	Total (col 3+4+5+6)	(Govt+LB)	(GA)	EGS Centres	AIE Centres	Total (col 8+9+10+11)	
1	2	3	4	5	6	7	8	9	10	11	12	13
16	Morigaon	224	41	—	—	265	33	—	—	—	33	298
17	Nagaon	559	101	—	—	660	77	—	—	—	77	737
18	Nalbari a part of Baksa	400	80	—	—	480	63	—	—	—	63	543
19	Sivasagar	381	60	—	—	441	74	—	—	—	74	515
20	Sonitpur	269	81	—	—	350	57	—	—	—	57	407
21	Tinsukia	210	32	—	—	242	8	—	—	—	8	250
22	Karbi Anglong	339		—	—	339	1	—	—	—	1	340
23	N. C. Hills	176		—	—	176		—	—	—	0	176
<b>TOTAL</b>		<b>7880</b>	<b>1243</b>	<b>—</b>	<b>—</b>	<b>9123</b>	<b>925</b>	<b>—</b>	<b>—</b>	<b>—</b>	<b>925</b>	<b>10048</b>

Govt: Government Schools  
 LB: Local Body Schools  
 GA: Govt Aided Schools

Date: \_\_\_\_\_

  
 Director

Elementary Education, Assam  
 & State Nodal Officer, MDMS  
 Kahilipara, Guwahati - 19



  
 (Signature)

Secretary of the Nodal Department  
 Government of Assam

**Table-4A**  
Annual Work Plan and Budget 2008-09  
[Mid-Day Meal Scheme]

Table-4A

District-wise Information on Enrolment and Children availing MDM for 2008-09 for Upper Primary Stage (Classes V-VIII)  
(Only in MS-Excel Format)

State: Assam

S.No.	Name of District	Total Enrolment as on 30.9.07				No. of children likely to avail MDM in 2008-09			
		Classes V -VIII (Govt+LB+GA)	EGS Centres	AIE Centres	Total (col 3+4+5)	Classes V -VIII (Govt+LB+GA)	EGS Centres	AIE Centres	Total (col.7+8+9)
	2	3	4	5	6	7	8	9	10
1	Barpeta a part of Baksa	118962	—	—	118962	118962	—	—	118962
2	Bongaigaon & a part of Chirang	58789	—	—	58789	58789	—	—	58789
3	Cachar	95250	—	—	95250	95250	—	—	95250
4	Darrang & Udalguri	105428	—	—	105428	105428	—	—	105428
5	Dhemaji	53675	—	—	53675	53675	—	—	53675
6	Dibrugarh	69720	—	—	69720	69720	—	—	69720
7	Dhubri	74503	—	—	74503	74503	—	—	74503
8	Goalpara	55678	—	—	55678	55678	—	—	55678
9	Golaghat	68645	—	—	68645	68645	—	—	68645
10	Hailakandi	42267	—	—	42267	42267	—	—	42267
11	Jorhat	83932	—	—	83932	83932	—	—	83932
12	Kamrup (M & R)	169313	—	—	169313	169313	—	—	169313
13	Karimganj	69975	—	—	69975	69975	—	—	69975
14	Kokrajhar & a part of Chirang	70274	—	—	70274	70274	—	—	70274
15	Lakhimpur	78076	—	—	78076	78076	—	—	78076

(82)

S No.	Name of District	Total Enrolment as on 30.9.07				No. of children likely to avail MDM in 2008-09			
		Classes V -VIII (Govt+LB+GA)	EGS Centres	AIE Centres	Total (col 3+4+5)	Classes V -VIII (Govt+LB+GA)	EGS Centres	AIE Centres	Total (col.7+8+9)
1	2	3	4	5	6	7	8	9	10
16	Morigaon	64175	—	—	64175	64175	—	—	64175
17	Nagaon	118867	—	—	118867	118867	—	—	118867
18	Nalbari a part of Baksa	114267	—	—	114267	114267	—	—	114267
19	Sivasagar	69720	—	—	69720	69720	—	—	69720
20	Sonitpur	94124	—	—	94124	94124	—	—	94124
21	Tinsukia	64110	—	—	64110	64110	—	—	64110
22	Karbi Anglong	65979	—	—	65979	65979	—	—	65979
23	N. C. Hills	29964	—	—	29964	29964	—	—	29964
	TOTAL	1835693	—	—	1835693	1835693	—	—	1835693

Date: \_\_\_\_\_

*B. K. Barua*  
Director

Elementary Education, Assam  
& State Nodal Officer, MDMS  
Kahilipara, Guwahati - 19

*B. K. Barua*

*mtb*

(Signature)  
Secretary of the Nodal Department  
Government of Assam

Table-5A

Annual Work Plan and Budget 2008-09  
[Mid-Day Meal Scheme]  
For Upper Primary Stage (Classes V-VIII)

Table-5A

State: Assam

I. Anticipated Working Days for Schools & EGS Centres between April, 2008 & March, 2009

S. No.	Month	Total No. of Days in the month	Deduct Holidays				Anticipated No. of Working Days (3-8)	Remarks	
			Vacation Days	Holidays outside Vacation period					
				Sundays	Other School Holidays	Total			
1	2	3	4	5	6	7	8	9	10
1	April,08	30	—	4	2	6	6	24	Teaching days calculated as 229 days
2	May,08	31	—	4	3	7	7	24	
3	June,08	30	—	5	—	5	5	25	
4	July,08	31	31	—	—	—	31	0	
5	August,08	31	—	5	2	7	7	24	
6	September,08	30	—	4	1	5	5	25	
7	October,08	31	—	4	7	11	11	20	
8	November,08	30	—	5	2	7	7	23	
9	December,08	31	—	4	3	7	7	24	
10	January,09	31	—	4	6	10	10	21	
11	February,09	29	—	4	1	5	5	24	
12	March,09	31	—	5	1	6	6	25	
	<b>Total</b>	<b>386</b>	<b>—</b>	<b>48</b>	<b>28</b>	<b>76</b>	<b>107</b>	<b>259</b>	

II. Anticipated No. of average Working Days per AIE Centre between April, 2008 and March, 2009.

Date: \_\_\_\_\_

*B. N. S.*  
Director  
Elementary Education, Assam  
& State Nodal Officer, MDMS  
Kahilipara, Guwahati - 19

*auth*  
(Signature)  
Secretary of the Nodal Department  
Government of Assam

**Table-6A**  
**Annual Work Plan and Budget 2008-09**  
**[Mid-Day Meal Scheme]**

**District-wise Information on Lifting and Utilization of foodgrains at school level during 2007-08 for Upper Primary Stage (Classes V-VIII) in Educationally Backward Blocks (EBBs)**  
**(Only in MS-Excel Format)**

**For the period 1.10.2007 to 31.12.2007**

State: Assam

S.No.	Name of District	Rice					Wheat				
		Allocation for the year 2007-08 [in MT]	Lifted	Aggregate quantity Consumed at School level	Balance* (Stock in hand) as on 31.12.2007 [col.4-5]	% Consumption (% of 5 on 3)	Allocation for the year 2007-08	Lifted	Aggregate quantity Consumed at School level	Balance* (Stock in hand) as on 31.12.2007 [col.9-10]	% Consumption (% of 10 on 8)
1	2	3	4	5	6	7	8	9	10	11	12
1	Barpeta & a part of Baksa	1312.14	—	—	—	—					
2	Bongaigaon a part of Chirang	404.33	—	—	—	—					
3	Cachar	200.19	—	—	—	—					
4	Darrang & Udalguri	1305.30	—	—	—	—					
5	Dhemaji	674.14	—	—	—	—					
6	Dibrugarh	232.45	—	—	—	—					
7	Dhubri	2151.79	—	—	—	—					
8	Goalpara	995.21	—	—	—	—					
9	Golaghat		—	—	—	—					
10	Hailakandi	188.06	—	—	—	—					
11	Jorhat		—	—	—	—					
12	Kamrup (M & R)	327.79	—	—	—	—					
13	Karimganj	357.48	—	—	—	—					

NOT ALLOCATED

S.No	Name of District	Rice					Wheat				
		Allocation for the year 2007-08 [in MT]	Lifted	Aggregate quantity Consumed at School level	Balance* (Stock in hand) as on 31.12.2007 [col.4-5]	% Consumption (% of 5 on 3)	Allocation for the year 2007-08	Lifted	Aggregate quantity Consumed at School level	Balance* (Stock in hand) as on 31.12.2007 [col.9-10]	% Consumption (% of 10 on 8)
1	2	3	4	5	6	7	8	9	10	11	12
14	Kokrajhar & a part of Chirang	777.46	—	—	—	—	NOT ALLOCATED				
15	Lakhimpur		—	—	—	—					
16	Morigaon	404.71	—	—	—	—					
17	Nagaon	1107.04	—	—	—	—					
18	Nalbari & a part of Baksa	487.20	—	—	—	—					
19	Sivasagar	192.26	—	—	—	—					
20	Ponitpur	446.71	—	—	—	—					
21	Tinsukia	437.16	—	—	—	—					
22	Karbi Anglong	649.40	—	—	—	—					
23	N. C. Hills	89.25	—	—	—	—					
TOTAL		12740.07	—	—	—	—					

\* Includes unspent balance at State, District & Block levels as on 31.12.07

N.B.: Food grains (rice) was not distributed due to non-receipt of cooking cost

Date: \_\_\_\_\_

*B. N. Saini*  
Director

Elementary Education, Assam  
& State Nodal Officer, MDMS  
Kahilipara, Guwahati - 19

*B. N. Saini*

*S. N. Saha*  
(Signature)

Secretary of the Nodal Department  
Government of Assam



Table-7A  
Annual Work Plan and Budget 2008-09  
[Mid-Day Meal Scheme]

Table-7A

*2/26*

District-wise Information on Cooking Assistance released and utilised\* during 2007-08 for Upper Primary Stage (Classes V - VIII) in Educationally Backward Blocks (EBBs)  
(Only in MS-Excel Format)

(For the period 1.10.2007 to 31.12.2007)

State: Assam

[Rs. in Lakh]

S.No.	Name of District	Allocation for 2007-08 [Note : 1]	Cooking assistance received [Note : 1]	Utilisation* of Cooking assistance at school level [Note : 1]	Unspent balance as on 31.12.07 [Col.4-5] (Note: 1 & 2)	% Utilisation (% of 5 on 3)
1	2	3	4	5	6	7
1	Barpeta & a part of Baksa					
2	Bongaigaon a part of Chirang					
3	Cachar					
4	Darrang & Udalguri					
5	Dhemaji					
6	Dibrugarh					
7	Dhubri					
8	Goalpara					
9	Golaghat					
10	Hailakandi					
11	Jorhat					
12	Kamrup (M & R)					
13	Karimganj			Nil		
14	Kokrajhar & a part of Chirang					
15	Lakhimpur					
16	Morigaon					
17	Nagaon					
18	Nalbari & a part of Baksa					
19	Sivasagar					
20	Sonitpur					
21	Tinsukia					
22	Karbi Anglong					
23	N. C. Hills					
TOTAL						

\* please refer para 4.4 of D.O. letter 14.1.2008 from JS(E.E.1)

Note 1: Includes Central Assistance & State Contribution, both in terms of funds and monetary value of the commodities supplied by the State/UT.

Note 2: Unspent balance is aggregate of unspent balances at District, Block, Village/Panchayat & School level.

Date: \_\_\_\_\_

*B. N. Z...*  
Director

Elementary Education, Assam  
& State Nodal Officer, MDMS  
Kahilipara, Guwahati - 19

*B. N. Z...*

*mtt*

(Signature)  
Secretary of the Nodal Department  
Government of Assam

**Table-8A**  
**Annual Work Plan and Budget 2008-09**  
**[Mid-Day Meal Scheme]**  
**Kitchen Shed Construction**  
**Achievement during 2007-08 [Through Convergence]**

Table-8A

37

State: Assam

(Only in MS-Excel Format)

As on 31.12.2007

Sl No.	District	Allocation Physical			Allocation Financial (Rs. in Lakh)			Completed (C)		In progress (IP)		Total (C+IP) Achievement		Yet to be started		Achievement as % of allocation	
		2006-07	2007-08	Total	2006-07	2007-08	Total	Physical	Financial (Rs. in lakh)	Physical	Financial (Rs. in lakh)	Physical [col. 9+11]	Financial (Rs. in lakh.) [col. 10+12]	Physical [col. 5-13]	Financial (Rs. in lakh) [col. 8-14]	Physical [% of 13 on 5]	Financial [% of 14 on 8]
1	2	3	4	5	6	7	8	9	10	11	12	13	14	15	16	17	18
	Barpeta & a part of Baksa																
	Bongaigaon a part of Chirang																
	Cachar																
	Darrang & Udalguri																
	Dhemaji																
	Dibrugarh																
	Dhubri																
	Goalpara																
	Golaghat																
	Hailakandi																
	Jorhat																
	Kamrup (M & R)																
	Karimganj																
	Kokrajhar & a part of Chirang																
	Lakhimpur																
	Morigaon																
	Nagaon																
	Nalbari & a part of Baksa																
	Sivasagar																
	Sonitpur																
	Tinsukia																
	Karbi Anglong																
	N. C. Hills																
TOI																	

Nil

*[Signature]*  
 Director  
 Elementary Education, Assam  
 & State Nodal Officer, MDMS  
 Kahilipara, Guwahati - 19

*[Signature]*  
 (Signature)  
 Secretary of the Nodal Department  
 Government of Assam

Seal

**Table-9A**  
**Annual Work Plan and Budget 2008-09**  
**[Mid-Day Meal Scheme]**

Table-9A

188

Upper Primary (Class V-VIII)

**Kitchen Devices Procurement**  
**Achievement during 2007-08 [Through Convergence]**

State Assam

As on 31.12.2007

Sl. No.	District	Allocation Physical			Allocation Financial (Rs. in Lakh)			Completed (C)		In progress (IP)		Total (C+IP) Achievement		Yet to be started		Achievement as % of allocation	
		2006-07	2007-08	Total	2006-07	2007-08	Total	Physical	Financial (Rs. in lakh)	Physical	Financial (Rs. in lakh)	Physical [col. 9+11]	Financial (Rs. in lakh.) [col. 10+12]	Physical [col. 5-13]	Financial (Rs. in lakh) [col. 8-14]	Physical [% of 13 on 5]	Financial [% of 14 on 8]
1	2	3	4	5	6	7	8	9	10	11	12	13	14	15	16	17	18
1	Barpeta & a part of Baksa																
2	Bongaigaon a part of Chirang																
3	Cachar																
4	Darrang & Udaiguri																
5	Dhemaji																
6	Dibrugarh																
7	Dhubri																
8	Goalpara																
9	Golaghat																
10	Hailakandi																
11	Jorhat																
12	Kamrup (M & R)																
13	Karimganj																
14	Kokrajhar & a part of Chirang																
15	Lakhimpur																
16	Morigaon																
17	Nagaon																
18	Nalbari & a part of Baksa																
19	Sivasagar																
20	Sonitpur																
21	Tinsukia																
22	Karbi Anglong																
23	N. C. Hills																
TOTAL																	

Nil

*B. N. Zia*  
 Director

Elementary Education, Assam  
 & State Nodal Officer, MDMS  
 Kahilipara, Gauhati - 19

*B. N. Zia*

*mtts*

(Signature)  
 Secretary of the Nodal Department  
 Government of Assam

Seal

**Table-10A**  
**Annual Work Plan and Budget 2008-09**  
**[Mid-Day Meal Scheme]**

**Requirement of Central Assistance towards Foodgrains, Cooking Assistance & Transport Assistance for 2008-09 for Upper Primary Stage (Classes V-VIII)**

(Only in MS-Excel Format)

State: *Assam*

Sl. No.	Name of District	No. of children likely to avail MDM in 2008-09 (Please also refer to Table-4A)				Anticipated No. of working days			Requirement of Foodgrains (in MTs)			Requirement of Cooking Assistance (Rs. in lakh) [Note:2]	Requirement of Transport Assistance (Rs. in lakhs) [Note:3]
		(Govt+LB+GA)	EGS Centres	AIE Centres	Total (col. 3+4+5)	(Govt+LB+GA)	EGS Centres	AIE Centres	Total [Note:1]	Rice	Wheat		
1	2	3	4	5	6	7	8	9	10	11	12	13	14
1	Barpeta & a part of Baksa	118962	—	—	118962	229	—	—	4086.34	4086.34	—	626.57	51.08
2	Bongaigaon & a part of Chirang	58789	—	—	58789	229	—	—	2019.40	2019.40	—	309.64	25.24
3	Cachar	95250	—	—	95250	229	—	—	3271.84	3271.84	—	501.68	40.90
4	Darrang & Utialguri	105428	—	—	105428	229	—	—	3621.45	3621.45	—	555.29	45.27
5	Dhemaji	53675	—	—	53675	229	—	—	1843.74	1843.74	—	282.71	23.05
6	Dibrugarh	69720	—	—	69720	229	—	—	2394.88	2394.88	—	367.22	29.94
7	Dhuli	74503	—	—	74503	229	—	—	2559.18	2559.18	—	392.41	31.99
8	Goalpara	55678	—	—	55678	229	—	—	1912.54	1912.54	—	293.26	23.91
9	Goalaghat	68645	—	—	68645	229	—	—	2357.96	2357.96	—	361.55	29.47
10	Hailakandi	42267	—	—	42267	229	—	—	1451.87	1451.87	—	222.62	18.15
11	Jornat	83932	—	—	83932	229	—	—	2883.06	2883.06	—	442.07	36.04
12	Kamrup (M & R)	169313	—	—	169313	229	—	—	5815.90	5815.90	—	891.77	72.70
13	Kamrganj	69975	—	—	69975	229	—	—	2403.64	2403.64	—	368.56	30.05
14	Kokrajhar & a part of Chirang	70274	—	—	70274	229	—	—	2413.91	2413.91	—	370.13	30.17

2010

Sl. No.	Name of District	No. of children likely to avail MDM in 2008-09 (Please also refer to Table-4A)				Anticipated No. of working days			Requirement of Foodgrains (in MTs)			Requirement of Cooking Assistance (Rs. in lakh) [Note:2]	Requirement of Transport Assistance (Rs. in lakhs) [Note:3]
		(Govt+LB+GA)	EGS Centres	AIE Centres	Total (col. 3+4+5)	(Govt+LB+GA)	EGS Centres	AIE Centres	Total [Note:1]	Rice	Wheat		
1	2	3	4	5	6	7	8	9	10	11	12	13	14
15	Lakhimpur	78076	—	—	78076	229	—	—	2681.91	2681.91	—	411.23	33.52
16	Morigaon	64175	—	—	64175	229	—	—	2204.41	2204.41	—	338.01	27.56
17	Nagaon	118867	—	—	118867	229	—	—	4083.08	4083.08	—	626.07	51.04
18	Nalbari & a part of Baksa	114267	—	—	114267	229	—	—	3925.07	3925.07	—	601.84	49.06
19	Sivasagar	69720	—	—	69720	229	—	—	2394.88	2394.88	—	367.22	29.94
20	Sonitpur	94124	—	—	94124	229	—	—	3233.16	3233.16	—	495.75	40.41
21	Tinsukia	64110	—	—	64110	229	—	—	2202.18	2202.18	—	337.67	27.53
22	Karbi Anglong	65979	—	—	65979	229	—	—	2266.38	2266.38	—	347.51	28.33
23	N. C. Hills	29964	—	—	29964	229	—	—	1029.26	1029.26	—	157.82	12.87
<b>TOTAL</b>		<b>1835693</b>	<b>—</b>	<b>—</b>	<b>1835693</b>	<b>229</b>	<b>—</b>	<b>—</b>	<b>63056.05</b>	<b>63056.05</b>	<b>—</b>	<b>9668.60</b>	<b>788.20</b>

Govt: Government Schools  
LB: Local Body Schools  
GA: Govt Aided Schools

Note:1 [(3x7)+(4x8)+(5x9)]x150x0.0001 MTs

Note:2 [(3x7)+(4x8)+(5x9)]xRs.2.30 for NE States viz. Arunachal Pradesh, Assam, Manipur, Meghalaya, Mizoram, Nagaland, Sikkim & Tripura.

[(3x7)+(4x8)+(5x9)]xRs. 2.00 for other States/UTs

Note:3 [col.10]x Rs. 1250 for Special Category States viz. Arunachal Pradesh, Assam, Manipur, Meghalaya, Mizoram, Nagaland, Sikkim, Tripura, Uttaranchal, HP and J&K  
[col.10]x Rs. 750 for other States/UTs

Date: \_\_\_\_\_

  
Director

Elementary Education, Assam  
& State Nodal Officer, MDMS  
Kahllipara, Guwahati - 19



  
(Signature)

Secretary of the Nodal Department  
Government of Assam

Seal:

Table-11A  
Annual Work Plan and Budget 2008-09  
[Mid-Day Meal Scheme]  
Kitchen Shed Construction during 2008-09 for Upper Primary Stage (Govt and Local Body only)  
(Only in MS-Excel Format)

State: Assam

As on 31.12.2007

Sl. No.	Districts	Total No. of School having Upper Primary classes WITHOUT primary section attached to them	No. of schools out of column 3 requiring Kitchen sheds to be constructed	Proposal for construction of Kitchen sheds during 2008-09			
				Out of MDMS		By Convergence with other development programme	
				Physical	Financial (in Rs. in lakh)	Physical	Financial (in Rs. in lakh)
1	2	3	4	5	6	7	8
1	Barpeta & a part of Baksa	630	630	630	378.00	—	—
2	Bongaigaon & a part of Chirang	267	267	267	160.20	—	—
3	Cachar	436	436	436	261.60	—	—
4	Darrang & Udalguri	447	447	447	268.20	—	—
5	Dhemaji	259	259	259	155.40	—	—
6	Dibrugarh	367	367	367	220.20	—	—
7	Dhubri	479	479	479	287.40	—	—
8	Goalpara	289	289	289	173.40	—	—
9	Golaghat	363	363	363	217.80	—	—
10	Hailakandi	283	283	283	169.80	—	—
11	Jorhat	497	497	497	298.20	—	—
12	Kamrup (M & R)	831	831	831	498.60	—	—
13	Karimganj	292	292	292	175.20	—	—

Sl. No.	Districts	Total No. of School having Upper Primary classes WITHOUT primary section attached to them	No. of schools out of column 3 requiring Kitchen sheds to be constructed	Proposal for construction of Kitchen sheds during 2008-09			
				Out of MDMS		By Convergence with other development programme	
				Physical	Financial (in Rs. in lakh)	Physical	Financial (in Rs. in lakh)
	2	3	4	5	6	7	8
14	Kokrajhar & a part of Chirang	234	234	234	140.40	—	—
15	Lakhimpur	496	496	496	297.60	—	—
16	Morigaon	265	265	265	159.00	—	—
17	Nagaon	660	660	660	396.00	—	—
18	Nalbari & a part of Baksa	480	480	480	288.00	—	—
19	Sivasagar	441	441	441	264.60	—	—
20	Sonitpur	350	350	350	210.00	—	—
21	Tinsukia	242	242	242	145.20	—	—
22	Karbi Anglong	339	339	339	203.40	—	—
23	N. C. Hills	176	176	176	105.60	—	—
	<b>TOTAL</b>	<b>9123</b>	<b>9123</b>	<b>9123</b>	<b>5473.80</b>	<b>—</b>	<b>—</b>

  
Director

Elementary Education, Assam  
& State Nodal Officer, MDMS  
Kanihpara, Guwahati-19



  
(Signature)

Secretary of the Nodal Department  
Government of Assam

Table-12A  
Annual Work Plan and Budget 2008-09  
[Mid-Day Meal Scheme]

Kitchen devices procurement during 2008-09 for Upper Primary Stage (Govt and Local Body only)  
(Only in MS-Excel Format)

State: *Assam*

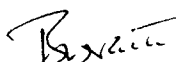
As on 31.12.2007

Sl. No.	Districts	Total No. of Schools having Upper Primary classes WITHOUT primary section attached to them (Govt. + Local Body Schools)	No. of school out of column 3 requiring Kitchen devices	Proposal for procurement of Kitchen devices during 2008-09			
				Out of MDMS		By Convergence with other development programme	
				Physical )	Financial (in Rs. in lakh)	Physical	Financial (in Rs. in lakh)
1	2	3	4	5	6	7	8
1	Barpeta a part of Baksa	630	630	630	50.40	—	—
2	Bongaigaon & a part of Chirang	267	267	267	21.36	—	—
3	Cachar	436	436	436	34.88	—	—
4	Darrang & Udalguri	447	447	447	35.76	—	—
5	Dhemaji	259	259	259	20.72	—	—
6	Dibrugarh	367	367	367	29.36	—	—
7	Dhubri	479	479	479	38.32	—	—
8	Goalpara	289	289	289	23.12	—	—
9	Golaghat	363	363	363	29.04	—	—
10	Hailakandi	283	283	283	22.64	—	—
11	Jorhat	497	497	497	39.76	—	—
12	Kamrup (M & R)	831	831	831	66.48	—	—



994

Sl. No.	Districts	Total No. of Schools having Upper Primary classes WITHOUT primary section attached to them (Govt. + Local Body Schools)	No. of school out of column 3 requiring Kitchen devices	Proposal for procurement of Kitchen devices during 2008-09			
				Out of MDMS		By Convergence with other development programme	
				Physical )	Financial (in Rs. in lakh)	Physical	Financial (in Rs. in lakh)
1	2	3	4	5	6	7	8
13	Karimganj	292	292	292	23.36	—	—
14	Kokrajhar & a part of Chirang	234	234	234	18.72	—	—
15	Lakhimpur	496	496	496	39.68	—	—
16	Morigaon	265	265	265	21.20	—	—
17	Nagaon	660	660	660	52.80	—	—
18	Nalbari a part of Baksa	480	480	480	38.40	—	—
19	Sivasagar	441	441	441	35.28	—	—
20	Somitpur	350	350	350	28.00	—	—
21	Tinsukia	242	242	242	19.36	—	—
22	Karbi Anglong	339	339	339	27.12	—	—
23	N. C. Hills	176	176	176	14.08	—	—
<b>TOTAL</b>		<b>9123</b>	<b>9123</b>	<b>9123</b>	<b>729.84</b>	<b>—</b>	<b>—</b>

  
 Director  
 Elementary Education, Assam  
 & State Nodal Officer, MDMS  
 Kahilipara, Guwahati - 19

  
 (Signature)  
 Secretary of the Nodal Department  
 Government of Assam

**Table-12A**  
**Annual Work Plan and Budget 2008-09**  
**(Mid-Day Meal Scheme)**

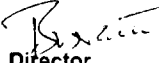
**Kitchen devices procurement during 2008-09 for Upper Primary Stage (Govt and Local Body only)**  
 (Only in MS-Excel Format)


State: *Assam*

As on 31.12.2007

Sl. No.	Districts	Total No. of Schools having Upper Primary classes WITHOUT primary section attached to them (Govt. + Local Body Schools)	No. of school out of column 3 requiring Kitchen devices	Proposal for procurement of Kitchen devices during 2008-09			
				Out of MDMS		By Convergence with other development programme	
				Physical )	Financial (in Rs. in lakh)	Physical	Financial (In Rs. in lakh)
1	2	3	4	5	6	7	8
1	Barpeta a part of Baksa	630	630	630	50.40	—	—
2	Bongaigaon & a part of Chirang	267	267	267	21.36	—	—
3	Cachar	436	436	436	34.88	—	—
4	Darrang & Udalguri	447	447	447	35.76	—	—
5	Dhemaji	259	259	259	20.72	—	—
6	Dibrugarh	367	367	367	29.36	—	—
7	Dhubri	479	479	479	38.32	—	—
8	Goalpara	289	289	289	23.12	—	—
9	Golaghat	363	363	363	29.04	—	—
10	Hailakandi	283	283	283	22.64	—	—
11	Jorhat	497	497	497	39.76	—	—
12	Kamrup (M & R)	831	831	831	66.48	—	—

Sl. No.	Districts	Total No. of Schools having Upper Primary classes WITHOUT primary section attached to them (Govt. + Local Body Schools)	No. of school out of column 3 requiring Kitchen devices	Proposal for procurement of Kitchen devices during 2008-09			
				Out of MDMS		By Convergence with other development programme	
				Physical )	Financial (in Rs. in lakh)	Physical	Financial (in Rs. in lakh)
1	2	3	4	5	6	7	8
13	Karimganj	292	292	292	23.36	—	—
14	Kokrajhar & a part of Chirang	234	234	234	18.72	—	—
15	Lakhimpur	496	496	496	39.68	—	—
16	Morigaon	265	265	265	21.20	—	—
17	Nagaon	660	660	660	52.80	—	—
18	Nalbari a part of Baksa	480	480	480	38.40	—	—
19	Sivasagar	441	441	441	35.28	—	—
20	Sonitpur	350	350	350	28.00	—	—
21	Tinsukia	242	242	242	19.36	—	—
22	Karbi Anglong	339	339	339	27.12	—	—
23	N. C. Hills	176	176	176	14.08	—	—
<b>TOTAL</b>		<b>9123</b>	<b>9123</b>	<b>9123</b>	<b>729.84</b>	<b>—</b>	<b>—</b>

  
 Director  
 Elementary Education, Assam  
 & State Nodal Officer, MDMS  
 Kahilipara, Guwahati - 19

  
 (Signature)  
 Secretary of the Nodal Department  
 Government of Assam

**Table-13**  
**Annual Work Plan and Budget 2008-09**  
**[Mid-Day Meal Scheme]**

Table-13

Assistance for Management Monitoring and Evaluation 2008-09 for  
 (Only in MS -Excel Format)


Upper Primary Stage

State: Assam

1	2 Activities (Please list item-wise details as far as possible)	2007-08 (1.4.2007 to 31.12.2007)					2008-09				
		3 Allocated	4 Average Unit Cost	5 Phy	6 Expenditure (4) x (5)	7 Unspent balance on 31.12.2007 (Col 3-6)	8 Allocation entitled (Note:1)	9 Average unit cost	10 Phy	11 Fin (9) x (10)	12 Remarks
I	School Level Expenses						50% of MME funds eligible to State/UT  Rs. 119.40 lakh				
	i) Form & Stationery										
	ii) Weighing machine & height Recorder										
	iii) Replacement/repair/maintenance of cooking device, utensils, weighing machines etc.,										
	<b>Sub Total</b>							Rs. 1188.30	10048	Rs. 119.40 lakh	
II	Management, Supervision, Training and Internal Monitoring:						35% of MME funds eligible to State/UT  Rs. 83.58 lakh				
	i) Staff salary							Rs. 5000/- p.m.	3	Rs. 1.80 lakh	for one year
	ii) Transport & Conveyance									Rs. 16.00 lakh	
	iii) Other Incidentals expenses									Rs. 5.00 lakh	
	iv) Furniture, hardware and consumables etc.									Rs. 60.78 lakh	
	<b>Sub Total</b>								Rs. 83.58 lakh		
III	External Monitoring & Evaluation (please specify item wise)						15% of MME funds eligible to State/UT  Rs. 35.82 lakh			Rs. 35.82 lakh	
	<b>Grand Total</b>						Rs. 238.80 lakh			Rs. 238.80	

Note 1: Please refer para 6.4 of NP-NPSE Guidelines 2006 for working out total MME funds eligible to States/UTs.

Date: \_\_\_\_\_



*B. N. Deka*  
 Director  
 Elementary Education, Assam  
 & State Nodal Officer, MDMS  
 Kahilipara, Guwahati - 19



*[Signature]*  
 (Signature)  
 Secretary of the Nodal Department  
 Government of Assam  
 Seal: