



**SELECTED EDUCATIONAL STATISTICS
2000 – 2001**

MAHABUBNAGAR - 14



**COMMISSIONER & DIRECTOR OF SCHOOL EDUCATION
ANDHRA PRADESH
HYDERABAD – 4**

NIEPA DC



D11585

The right place for every child is school

-5484
37021
J4A

LIBRARY & DOCUMENTATION CENTRE

National Institute of Educational

Planning and Administration.

17-B, Anand Bhawan Marg,

New Delhi-110016

DOC, No.....

Date.....

D-11565
12-08-2002.

PREFACE


The agenda for education incorporated in Vision 2020 document clearly states that the primary goal of the state will be to increase the overall literacy levels from 44% (now 61%) to 95%. The proposed 93rd Constitutional Amendment, to make education a FUNDAMENTAL RIGHT has brought the focus on to "Free and Compulsory Elementary Education".

Several programmes are being implemented to convert this vision into a reality. Micro level plans are being prepared with district, as unit of planning. The need for efficient flow of information right from school/habitation level is vital in micro level planning. The effort for Universalization of Elementary Education will require not only district/mandal level data but also habitation level data. It is necessary to prepare habitation level plans and registers on all the key indicators, some of which are incorporated in this publication.

Information on important parameters like educational institutions, enrolment, teachers, Special Schools and Teacher Education Institutions are furnished in this publication. Key education indicators like gross enrolment ratios, dropout rates, teacher - pupil ratios and performance in S.S.C Examination are also included, which will enable the planners to know the efficiency of the system as well as wastage.

The mandal-wise database is created in Oracle and a text file of the documents is provided in a floppy. Users can access the data in MS-Word. The mandal-wise reports can be accessed by selecting the district name.

I hope this publication would be useful for education planners and administrators.



(MANMOHAN SINGH)

Hyderabad
Date: 25-02-2002

Commissioner and Director of School Education

Contents

| <i>Table No.</i> | <i>Item</i> | <i>Page No.</i> |
|------------------|---|-----------------|
| | <i>An Overview</i> | 1 to 17 |
| | <i>1. Demography</i> | |
| | District Information at a Glance (2001 Census) | 18 |
| | District Map | 19 |
| 1.11 | Mandal-wise No. of Villages, Inhabited Villages & Towns | 20 |
| 1.12 | Mandal-wise Population & Sex Ratio – 1991 & 2001 Census | 21 |
| 1.13 | Mandal-wise Literacy Rates – 1991 & 2001 Census | 22 |
| 1.14 | Population of Scheduled Caste and Percentage of SC Population to Total Population - 1991 Census | 23 |
| 1.15 | Population of Scheduled Tribe and Percentage of ST Population to Total Population - 1991 Census | 24 |
| 1.16 | Mandal-wise SC & ST Literacy Rates – 1991 | 24/a |
| | <i>2. Schools, Enrolment & Teachers</i> | |
| 2.11 - 2.13 | Management-wise Institutions, Enrolment, Teachers | 25 |
| 2.21 - 2.23 | Management-wise Enrolment - BC, SC, ST | 26 |
| 2.31 - 2.33 | Management-wise Teachers - BC, SC, ST | 27 |
| 2.41 - 2.43 | Medium-wise Exclusive Schools - Institutions, Enrolment, Teachers | 28 |
| 2.51 - 2.53 | Medium-wise Parallel Schools - Institutions, Enrolment, Teachers | 29 |
| 2.61 | Class-wise Enrolment - All & B.C | 30 |
| 2.62 | Class-wise Enrolment - S.C & S.T | 31 |
| | <i>3. Mandal-wise Information</i> | |
| 3.11 - 3.16 | Class-wise and Stage-wise Enrolment - All | 32-36 |
| 3.21 - 3.26 | Class-wise and Stage-wise Enrolment - BC | 37 – 43 |
| 3.31 - 3.36 | Class-wise and Stage-wise Enrolment - SC | 44 -- 49 |
| 3.41 - 3.46 | Class-wise and Stage-wise Enrolment - ST | 50 – 55 |
| 3.51 - 3.55 | Type-wise & Management-wise Schools | 56 – 59 |
| 3.61 – 3.65 | Mandal-wise Institutions, Enrolment, Teachers & Teacher-Pupil Ratio - All | 60 – 63 |
| 3.71 – 3.75 | Mandal Wise Enrolment - BC, SC, ST | 64 – 67 |
| 3.81 – 3.85 | Mandal Wise Teachers - BC, SC, ST | 68 – 71 |
| | <i>4. Special Schools</i> | |
| 4.21-4.22 | Schools for Hearing Impaired – Enrollment, Teachers | 71 |
| 4.61-4.62 | Oriental Schools – Enrolment, Teachers | 72 |
| | <i>5. Educational Indicators</i> | |
| 5.11-5.13 | Mandal-wise Projected Population, Enrolment & Gross Enrolment Ratio | 73 – 75 |
| 5.21-5.23 | Mandal-wise Drop-Out Rates Classes I – V – All, SC, ST | 76 – 78 |
| 5.31 | T.P.Ratio – PS, UPS & High School | 79 |
| 5.41 | Performance in S.S.C Examinations | 80 |

| | | |
|-------------|--|----|
| | 6. Teachers Education Institutions | |
| 6.11 - 6.12 | District Institute of Education Training - Enrolment, Teachers | 81 |
| 6.21 - 6.22 | Colleges of Education (B.Ed.) – Enrolment, Teachers | 82 |
| 6.31 - 6.32 | Colleges of Education (M.Ed.) – Enrolment, Teachers | 83 |
| 6.41-6.42 | Telugu Pandit Training Centers – Enrolment, Teachers | 84 |
| 6.51 - 6.52 | Hindi Pandit Training Centers - Enrolment, Teachers | 85 |
| | 7. Cadre-wise Teachers | |
| 7.11 | Cadre-wise Teachers in Local Body Schools | 86 |
| 7.12 | Cadre-wise Teachers in Government, Local Body, Private Aided Schools Managements | 87 |
| | 8. Non-Teaching Staff Particulars | |
| 8.11 | Non-Teaching Staff Particulars | 88 |

An Overview

1. Demography

The population of the district as per 2001 Census (Provisional) comprises of 50.76% of males and 49.24 % of females. Rural population constitutes 89.41% and urban population 10.59% of the total population in the district. The percentage of urban population in the district is only 10.59% as compared to the state figure of 27.08%.

Table - 1
Population Characteristics

| S.No. | Variable | Andhra Pradesh | | Mahaboobnagar | |
|-------|------------------------------|----------------|-----------------------|---------------|-----------------------|
| | | 1991 | 2001 (Provisional) | 1991 | 2001 (Provisional) |
| 1 | Population | 66508008 | 75727541 | 3077050 | 3506876 |
| | a) Males | 33724581 | 38286811 | 1559616 | 1779992 |
| | b) % of Males | 50.70 | 50.56 | 50.69 | 50.76 |
| | c) Females | 32783427 | 37440730 | 1517434 | 1726884 |
| | d) % of Females | 49.30 | 49.44 | 49.31 | 49.24 |
| 2 | Rural Population | 48620882 | 55223944 | 2734858 | 3135445 |
| | % of Rural Population | 73.10 | 72.92 | 88.88 | 89.41 |
| 3 | Urban Population | 17887126 | 20503597 | 342192 | 371431 |
| | % of Urban Population | 26.90 | 27.08 | 11.12 | 10.59 |
| 4 | Scheduled Caste | 10592066 | N.A | 542380 | N.A |
| | % of S.C. Population | 15.93 | N.A | 17.63 | N.A |
| 5 | Scheduled Tribe | 4199481 | N.A | 227405 | N.A |
| | % of S.T. Population | 6.31 | N.A | 7.39 | N.A |

Source:- Paper-2 of 2001, Director of Census Operations, A.P., Hyderabad.

The area of the district constitutes about 6.69% of total area of State while its population constitutes 4.63% of the total population of the State. The density of population in the District (191) is much lower than the density in the State (275). The growth rate during the decade 1991-01 is 13.97 % and it is slightly higher than the state growth rate of 13.86 %.

Table - 2
Area, Density, Sex Ratio & Growth Rate

| S.No. | Variable | Andhra Pradesh | | Mahaboobnagar | |
|-------|--------------------------------------|----------------|-----------------------|---------------|-----------------------|
| | | 1991 | 2001 (Provisional) | 1991 | 2001 (Provisional) |
| 1 | Area (in '000 Sq.Kms) | 275 | 275 | 18.4 | 18.4 |
| 2 | Density of Population (per Sq.Km) | 242 | 275 | 167 | 191 |
| 3 | Sex Ratio | 972 | 978 | 973 | 970 |
| 5 | Growth Rate (1991-2001) | 24.20 | 13.86 | 25.87 | 13.97 |

2. Literacy Rates

The literacy rate has increased from 29.58% in 1991 to 45.53% in 2001. As per 2001 Census, there are 57.87% male literates and 32.83% female literates in the District. The literacy rates of the district as compared to the state are given below. As per the 2001 Census, the district ranks 23rd in literacy among the districts in the state.

Table - 3
Literacy Rates

| S.No. | Literacy | Andhra Pradesh | | Mahaboobnagar | |
|-------|-------------------------|----------------|-----------------------|---------------|-----------------------|
| | | 1991 | 2001 (Provisional) | 1991 | 2001 (Provisional) |
| 1 | Male | 55.13 | 70.85 | 40.8 | 57.87 |
| 2 | Female | 32.72 | 51.17 | 18.03 | 32.83 |
| 3 | Total | 44.09 | 61.11 | 29.58 | 45.53 |
| 4 | % of Increase over 1991 | - | 17.02 | - | 15.95 |

3. SCHOOLS

a) Primary Schools: -

In Mahabubnagar District there were 1916 Primary Schools in 1997-98. The number of schools has increased to 2277 in 2000-01 and the percentage of increase is 18.84.

Management-wise primary schools and their percentage share to the total schools are given below.

Table - 4
Management-wise Primary Schools

| Year | | Govt. | Local Bod | Private Aided | Private Un-Aided | Total |
|---------|-----|-------|-----------|---------------|------------------|-------|
| 1997-98 | No. | 79 | 1797 | 2 | 38 | 1916 |
| | % | 4.12 | 93.79 | 0.10 | 1.99 | 100 |
| 1998-99 | No. | 76 | 1895 | 3 | 18 | 1992 |
| | % | 3.82 | 95.13 | 0.15 | 0.90 | 100 |
| 1999-00 | No. | 81 | 2128 | 2 | 43 | 2254 |
| | % | 3.59 | 94.41 | 0.09 | 1.91 | 100 |
| 2000-01 | No. | 80 | 2156 | 2 | 39 | 2277 |
| | % | 3.51 | 94.69 | 0.09 | 1.71 | 100 |

Government schools are predominantly located in the tribal mandals of
1) Achampeta 2) Amrabad 3) Balmoor
During 2000-01, 104 new Primary Schools have been established in the district.

b) Upper Primary Schools: -

Upper Primary Schools in the district have increased from 527 in 1997-98 to 601 in 2000-01. The upper primary schools have increased by 14.04% during 1997 to 2000.

Management – wise distribution of schools indicate that the percentage share of private upper primary schools has increased between 1997 – 2000.

The percentage share of Government schools has declined between 3.61% in 1997-98 to 2.33% in 2000-01. Local body schools percentage share has decreased from 68.50% in 1997-98 to 67.39 % in 2000-01 ,further Private aided schools have also shown declining trend in the above period. The percentage share of Private unaided schools has increased from 26.00 % to 28.79 % during 1997 to 2000.

The management – wise Upper Primary Schools and their percentage share during 1997-98 to 2000-01 are given below.

Table - 5
Management-wise Upper Primary Schools

| Year | | Govt. | Local Bod | Private Aided | Private Un-Aided | Total |
|---------|-----|-------|-----------|---------------|------------------|--------|
| 1997-98 | No. | 19 | 361 | 10 | 137 | 527 |
| | % | 3.60 | 68.50 | 1.90 | 26.00 | 100.00 |
| 1998-99 | No. | 19 | 374 | 10 | 149 | 552. |
| | % | 3.44 | 67.76 | 1.81 | 26.99 | 100.00 |
| 1999-00 | No. | 15 | 398 | 7 | 176 | 596 |
| | % | 2.52 | 66.78 | 1.17 | 29.53 | 100.00 |
| 2000-01 | No. | 14 | 405 | 9 | 173 | 601 |
| | % | 2.33 | 67.39 | 1.50 | 28.78 | 100.00 |

During 2000-01, 40 Primary Schools have been upgraded into Upper Primary Schools in the district.

c) High Schools: -

The number of High Schoolls have increased from 424 in 1997-98 to 500 in 2000 - 01. The percentage of increase of High Schools during 1997 to 2000 is 17.92%.

The percentage share of Government schools has decreased from 11.08 % in 1997-98 to 9.40 % in 2000-01. No regular trend is observed in Local body schools during this period but in absolute terms there is an increase of 14.77% in Local Body High Schools. Private Schools showed an increasing trend during this period of four years where the percentage share increased from 18.63% to 22.2%.

The management – wise High Schools and their percentage share are given below.

Table - 6
Management wise High Schools

| Year | | Govt. | Local Body | Private Aided | Private Un-Aided | Total |
|---------|-----|-------|------------|---------------|------------------|--------|
| 1997-98 | No. | 47 | 298 | 24 | 55 | 424 |
| | % | 11.08 | 70.29 | 5.66 | 12.97 | 100.00 |
| 1998-99 | No. | 48 | 308 | 24 | 53 | 433 |
| | % | 11.09 | 71.13 | 5.54 | 12.24 | 100.00 |
| 1999-00 | No. | 48 | 328 | 28 | 76 | 480 |
| | % | 10.00 | 68.34 | 5.83 | 15.83 | 100.00 |
| 2000-01 | No. | 47 | 342 | 28 | 83 | 500 |
| | % | 9.40 | 68.40 | 5.60 | 16.60 | 100.00 |

During 2000-01, 28 Upper Primary Schools have been upgraded into High Schools in the district.

3. Enrollment by type of schools

a) Primary Schools: -

The enrolment in Primary Schools during 1997 – 98 was 246793, which has increased to 266379 in 2000-01. The percentage of increase during 1997 to 2000 is 7.94%. The enrolment in Government Schools during 2000 – 01 was 2.55% of the total enrolment. Local body schools and Private Schools have registered about 94.51 % and 2.94% of the total enrolment.

The year – wise, management – wise enrollment & their percentage share are given below.

Table – 7
Enrolment in Primary Schools

| Year | | Govt. | Local Body | Private Aided | Private Un-Aided | Total |
|---------|-----|-------|------------|---------------|------------------|--------|
| 1997-98 | No. | 6364 | 232346 | 362 | 7721 | 246793 |
| | % | 2.58 | 94.14 | 0.15 | 3.13 | 100.00 |
| 1998-99 | No. | 6914 | 252465 | 928 | 3445 | 263752 |
| | % | 2.62 | 95.72 | 0.35 | 1.31 | 100.00 |
| 1999-00 | No. | 7397 | 274883 | 355 | 8326 | 290961 |
| | % | 2.54 | 94.48 | 0.12 | 2.86 | 100.00 |
| 2000-01 | No. | 6788 | 251767 | 134 | 7690 | 266379 |
| | % | 2.55 | 94.51 | 0.05 | 2.89 | 100.00 |

b) Upper Primary Schools:-

The enrolment in Upper Primary Schools has increased from 142045 in 1997 – 98 to 164001 in 2000 – 01. The percentage of increase during 1997 – 2000 is 15.46%. The percentage share of enrolment during 2000-01 in Government, Local Body & Private Upper Primary Schools was 2.06 %, 65.70% & 32.24% respectively.

Management – wise enrollment and their percentage share for the years 1997-98 to 2000-01 are given below:

Table – 8
Enrolment in Upper Primary Schools

| Year | | Govt. | Local Body | Private Aided | Private Un-Aided | Total |
|---------|-----|-------|------------|---------------|------------------|--------|
| 1997-98 | No. | 4354 | 98317 | 3352 | 36022 | 142045 |
| | % | 3.07 | 69.21 | 2.36 | 25.36 | 100.00 |
| 1998-99 | No. | 4508 | 103686 | 3407 | 38816 | 150417 |
| | % | 3.00 | 68.93 | 2.27 | 25.80 | 100.00 |
| 1999-00 | No. | 3528 | 113318 | 2190 | 48269 | 167305 |
| | % | 2.11 | 67.73 | 1.31 | 28.85 | 100.00 |
| 2000-01 | No. | 3378 | 107744 | 2986 | 49893 | 164001 |
| | % | 2.06 | 65.70 | 1.82 | 30.42 | 100.00 |

c) High Schools: -

The enrolment in High Schools during 1997-98 was 138713 and it has increased to 175083 during 2000 – 01. The enrolment in High School has increased by 26.22% from 1997 to 2000.

The Percentage share of enrolment in Government High Schools decreased from 12.41% to 10.63% during this period of four years.. Local Body High Schools registered 60.87% share during the year 1997-98 which has increased to 63.47% in the year 1998-99 but during the years 1999-2000 and 2000-01 the enrolment decreased to 60.68%,& 59.96% of total enrolment of their respective years . The Percentage share enrolment in Private High Schools during the year 1997-98 was 26.73% and it has increased 29.41% during the years 1999-00 and 2000-01 respectively.

Table - 9
Enrolment in High Schools

| Year | | Govt. | Local Body | Private Aided | Private Un-Aided | Total |
|---------|-----|-------|------------|---------------|------------------|--------|
| 1997-98 | No. | 17215 | 84429 | 14712 | 22357 | 138713 |
| | % | 12.41 | 60.87 | 10.60 | 16.12 | 100.00 |
| 1998-99 | No. | 17196 | 90767 | 13581 | 21469 | 143013 |
| | % | 12.02 | 63.47 | 9.50 | 15.01 | 100.00 |
| 1999-00 | No. | 17891 | 101014 | 14976 | 32601 | 166482 |
| | % | 10.74 | 60.68 | 9.00 | 19.58 | 100.00 |
| 2000-01 | No. | 18612 | 104977 | 14832 | 36662 | 175083 |
| | % | 10.63 | 59.96 | 8.47 | 20.94 | 100.00 |

5. Class-wise Enrolment:

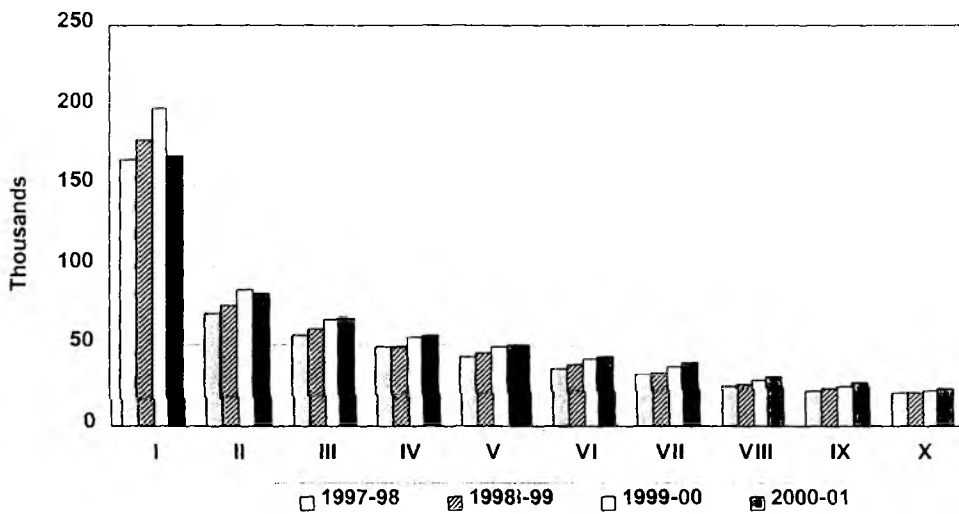
The enrolment in classes I to V during 1997-98 was skewed. Efforts are made through various programmes to streamline the enrolment and retention.

During 1997-98, the enrolment in classes I & II was 32.02 % and 13.60 % respectively as compared to the total enrolment. The enrolment in class I during 2000-01, still remains at 28.62%. However, the enrolment in VI & VII classes has increased steadily over the years.

Table - 10
Class-Wise Enrolment

| Class | 1997-98 | % to Total | 1998-99 | % to Total | 1999-00 | % to Total | 2000-01 | % to Total |
|--------------|---------------|---------------|---------------|---------------|---------------|---------------|---------------|---------------|
| I | 166697 | 32.02 | 178812 | 32.50 | 198425 | 32.59 | 168762 | 28.62 |
| II | 70807 | 13.60 | 74998 | 13.63 | 84471 | 13.87 | 82052 | 13.91 |
| III | 56082 | 10.77 | 59932 | 10.89 | 66840 | 10.98 | 67991 | 11.53 |
| IV | 48822 | 9.38 | 49673 | 9.03 | 55183 | 9.06 | 56928 | 9.65 |
| V | 42616 | 8.19 | 45986 | 8.36 | 49734 | 8.17 | 50739 | 8.60 |
| VI | 35609 | 6.84 | 37875 | 6.88 | 42103 | 6.92 | 42705 | 7.24 |
| VII | 31829 | 6.11 | 32870 | 5.97 | 36371 | 5.97 | 39229 | 6.65 |
| VIII | 24871 | 4.78 | 26086 | 4.74 | 28510 | 4.68 | 30831 | 5.23 |
| IX | 22369 | 4.30 | 22816 | 4.15 | 24867 | 4.08 | 26725 | 4.53 |
| X | 20885 | 4.01 | 21115 | 3.84 | 22336 | 3.67 | 23732 | 4.02 |
| Total | 520587 | 100.00 | 550163 | 100.00 | 608840 | 100.00 | 589694 | 100.00 |

Class Wise Enrolment



6. Enrolment by stages:

The stage-wise enrolment in Primary, Upper Primary & Secondary Stages is given below.

Table - 11
Enrolment by Stages

| Year/ Stage | I-V | | | VI-VII | | | VIII-X | | |
|----------------|--------|--------|--------|--------|-------|-------|--------|-------|-------|
| | Boys | Girls | Total | Boys | Girls | Total | Boys | Girls | Total |
| 1997-98 | 224458 | 160566 | 385024 | 42821 | 24617 | 67438 | 44366 | 23759 | 68125 |
| 1998-99 | 233690 | 175711 | 409401 | 44646 | 26099 | 70745 | 45134 | 24883 | 70017 |
| 1999-00 | 252544 | 202109 | 454653 | 49217 | 29257 | 78474 | 48431 | 27282 | 75713 |
| 2000-01 | 234119 | 192353 | 426472 | 50745 | 31189 | 81934 | 51585 | 29703 | 81288 |

The enrolment in primary stage has increased by 10.77% from 1997-98 to 2000-01, whereas the increase in Upper Primary and Secondary Stage is observed to be 21.5% and 19.32%.

7. Transition Rates:

a) Transition rates - Primary to Upper Primary stage:

The Transition rate of students from Primary to Upper Primary stage during the year 1997-98 to 1998-99 was 88.88 which has increased to 91.56 during 1998-99 to 1999-00 and then decreased to 85.87 during 1999-00 to 2000-01 which implies that for every 100 students in class -V during the year 1999-00 only 85 are continuing the studies in class-VI in the year 2000-01 and rest of the 15 students are dropping from the system.

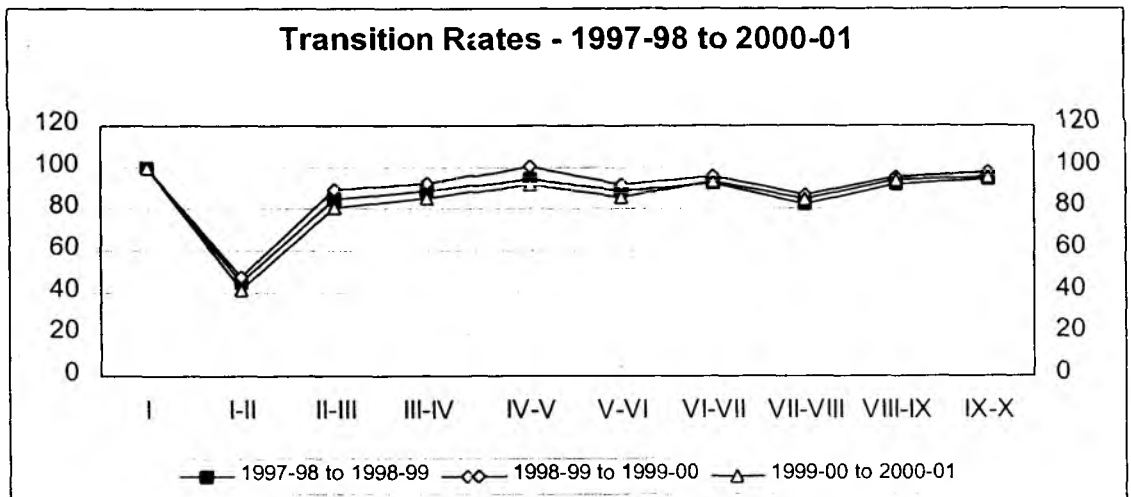
b) Transition rates - Upper Primary to Secondary stage:

The Transition rate of students from Upper Primary to Secondary stage during the year 1997-98 to 1998-99 was 81.96 which has increased to 86.74 during 1998-99 to 1999-00 and then decreased to 84.77 during 1999-00 to 2000-01 which implies that for every 100 students in class -VII during the year 1999-00 only 84 are continuing the studies in class-VIII in the year 2000-01 and rest of the 16 students are dropping from the system.

The transition rates between various classes are given below.

Table - 12
Transition Rates - 1997-98 To 2000-01

| Classes | 1997-98 To 1998-99 | 1998-99 To 1999-00 | 1999-00 To 2000-01 |
|----------|--------------------|--------------------|--------------------|
| I | 100 | 100 | 100 |
| I-II | 44.99 | 47.24 | 41.35 |
| II-III | 84.64 | 89.12 | 80.49 |
| III-IV | 88.57 | 92.08 | 85.17 |
| IV-V | 94.19 | 100.12 | 91.95 |
| V-VI | 88.88 | 91.56 | 85.87 |
| VI-VII | 92.31 | 96.03 | 93.17 |
| VII-VIII | 81.96 | 86.74 | 84.77 |
| VIII-IX | 91.74 | 95.33 | 93.74 |
| IX-X | 94.39 | 97.90 | 95.44 |



8. Teachers:

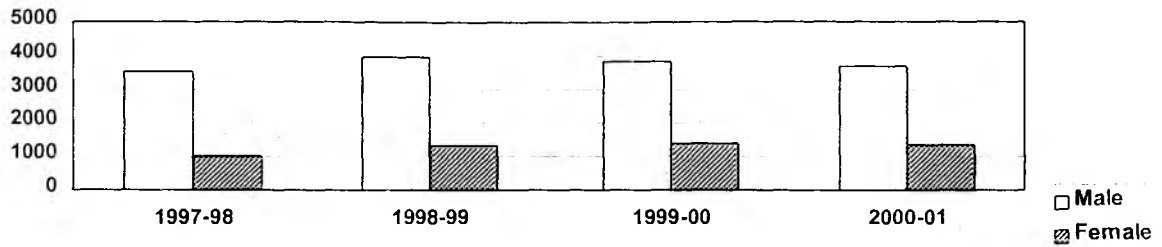
a) Primary Schools

The number of teachers in Primary Schools during the year 1997-98 was 4538 and it has increased to 5285 in 1998-99 and decreased trend at 5203 to 5022 between 1999-2000. In 1997-98 out of 4538 teachers, 1008 (22.21 %) were female teachers. Similarly in the year 1998-99, 1999-00 and 2000-01 there were 1334 (25.24 %), 1369 (26.31 %) and 1358 (27.0 %) female teachers respectively. The female teachers constitute about 25.00 % of the total teachers in primary schools of the district.

Table – 13
Teachers in Primary Schools

| Year | Male | Female | Total | % of Female Teachers |
|---------|------|--------|-------|----------------------|
| 1997-98 | 3530 | 1008 | 4538 | 22.21 |
| 1998-99 | 3951 | 1334 | 5285 | 25.24 |
| 1999-00 | 3834 | 1369 | 5203 | 26.31 |
| 2000-01 | 3664 | 1358 | 5022 | 27.04 |

Teachers in Primary Schools



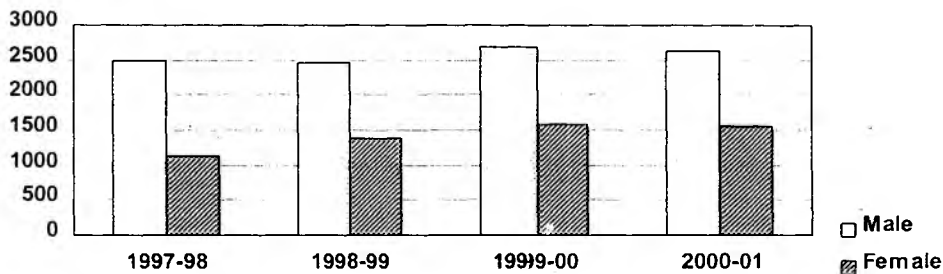
b) Upper Primary Schools

The teachers in Upper Primary Schools have increased from 3637 in 1997-98 to 4179 in 2000-01. Out of 3637 teachers in 1997-98 there were 1135 (31.21 %) female teachers. Similarly in the years 1998-99, 1999-00 and 2000-01 there were 1394 (36.24 %), 1571 (36.93 %) and 1557 (37.26 %) female teachers respectively. Teachers in upper primary schools are given in the following table.

Table – 14
Teachers in Upper Primary Schools

| Year | Male | Female | Total | % of Female Teachers |
|---------|------|--------|-------|----------------------|
| 1997-98 | 2502 | 1135 | 3637 | 31.21 |
| 1998-99 | 2453 | 1394 | 3847 | 36.24 |
| 1999-00 | 2683 | 1571 | 4254 | 36.93 |
| 2000-01 | 2622 | 1557 | 4179 | 37.26 |

Teachers in Upper Primary Schools



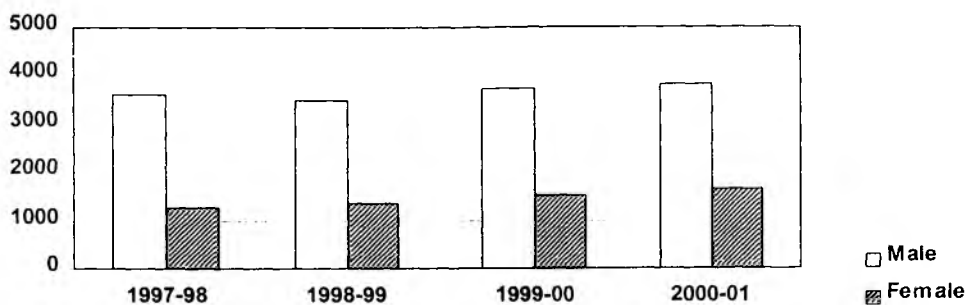
c) High Schools

During 1997-98 there were 4897 teachers in high schools in the district and among them 1275 (26.04 %) were females. Similarly in 1998-99 there were 4852 teachers and of these 1359 (28.01 %) were females, in 1999-00 there were 5229 teachers out of 5229 total teachers and during 2000-01 out of 5452 teachers, 1630 (29.90 %) were female teachers.

**Table - 15
Teachers in High Schools**

| Year | Male | Female | Total | % of Female Teachers |
|---------|------|--------|-------|----------------------|
| 1997-98 | 3622 | 1275 | 4897 | 26.04 |
| 1998-99 | 3493 | 1359 | 4852 | 28.01 |
| 1999-00 | 3728 | 1501 | 5229 | 28.71 |
| 2000-01 | 3822 | 1630 | 5452 | 29.90 |

Teachers in High Schools



8. ii) Vidya Volunteers

Vidya Volunteers are engaged by school committees to improve the teacher pupil ratio and to meet the subject needs on purely temporary basis. The number of Vidya volunteers engaged during 1999-00 and 2000-01 are given below.

**Table - 16
Vidya Volunteers**

| Type | 1999-00 | 2000-01 |
|-----------------------|---------|---------|
| Primary Schools | 851 | 1157 |
| Upper Primary Schools | 591 | 803 |
| High Schools | 488 | 663 |
| Total | 1930 | 2623 |

9. Trained Teachers:

a) Primary Schools

The proportion of trained teachers to total teachers working in primary schools in the District is observed to be more than 96.94% in the year 1997-98 and during the years 1998-99 to 2000-01, this proportion has increased 97.07% in 2000-01.

Table -17
Trained Teachers in primary Schools

| Year | Total Teachers | Trained Teachers | % of Trained Teachers |
|---------|----------------|------------------|-----------------------|
| 1997-98 | 4538 | 4399 | 96.94 |
| 1998-99 | 5285 | 5178 | 97.98 |
| 1999-00 | 5203 | 5052 | 97.10 |
| 2000-01 | 5022 | 4875 | 97.07 |

b) Upper Primary Schools

During 1997-98, 87.54 % of the teachers in upper primary schools of the district were trained teachers. Similarly in the years 1998-99, 1999-00 and 2000-01 82.61 %, 80.30 % and 80.09 % of the total were trained teachers respectively.

Table - 18
Trained Teachers in Upper Primary Schools

| Year | Total teachers | Trained teachers | % of Trained Teachers |
|---------|----------------|------------------|-----------------------|
| 1997-98 | 3637 | 3184 | 87.54 |
| 1998-99 | 3847 | 3178 | 82.61 |
| 1999-00 | 4254 | 3416 | 80.30 |
| 2000-01 | 4179 | 3347 | 80.09 |

c) High Schools

During 1997-98, 94.43 % of the teachers in High schools of the district were trained teachers. Similarly in the years 1998-99, 1999-00 and 2000-01 93.28 %, 90.27 % and 89.60 % of the total were trained teachers respectively.

Table - 19
Trained Teachers in High Schools

| Year | Total teachers | Trained teachers | % of Trained Teachers |
|---------|----------------|------------------|-----------------------|
| 1997-98 | 4897 | 4624 | 94.43 |
| 1998-99 | 4852 | 4526 | 93.28 |
| 1999-00 | 5229 | 4720 | 90.27 |
| 2000-01 | 5452 | 4885 | 89.60 |

10. Management-wise Teachers

a) Primary Schools

In 1997-98, 152 (3.35 %) teachers were under Government sector, 4076 (89.82 %) were under Local Bodies and 310 (6.83 %) teachers were under Private Schools.

During 2000-01, 174 (3.46 %) teachers were working in Government schools and 4570 (91.00 %) were in Local Bodies and 278 (5.54%) were under private aided and unaided managements.

Table - 20
Management Wise Teachers in Primary Schools

| Year | | Govt. | Local Body | Private Aided | Private Un-Aided | Total |
|---------|-----|-------|------------|---------------|------------------|--------|
| 1997-98 | No. | 152 | 4076 | 9 | 301 | 4538 |
| | % | 3.35 | 89.82 | 0.20 | 6.63 | 100.00 |
| 1998-99 | No. | 195 | 4928 | 18 | 144 | 5285 |
| | % | 3.69 | 93.25 | 0.34 | 2.72 | 100.00 |
| 1999-00 | No. | 182 | 4698 | 8 | 315 | 5203 |
| | % | 3.50 | 90.30 | 0.15 | 6.05 | 100.00 |
| 2000-01 | No. | 174 | 4570 | 8 | 270 | 5022 |
| | % | 3.46 | 91.00 | 0.16 | 5.38 | 100.00 |

b) Upper Primary Schools

In 1997-98, 179 (4.92 %) teachers were under Government sector, 1890 (51.97 %) were under Local Bodies, 1568 (43.12 %) teachers were under private aided and unaided Schools.

During 2000-01, 118 (2.77 %) teachers were working in Government schools and 2032 (47.67 %) were in Local Bodies and 2113 (49.57 %) were under private aided and unaided managements.

Table - 21
Management-wise Teachers in Upper Primary Schools

| Year | | Govt. | Local Body | Private Aided | Private Un-Aided | Total |
|---------|-----|-------|------------|---------------|------------------|--------|
| 1997-98 | No. | 179 | 1890 | 101 | 1467 | 3637 |
| | % | 4.92 | 51.97 | 2.78 | 40.34 | 100.00 |
| 1998-99 | No. | 164 | 1953 | 94 | 1636 | 3847 |
| | % | 4.26 | 50.77 | 2.44 | 42.53 | 100.00 |
| 1999-00 | No. | 118 | 2028 | 78 | 2030 | 4254 |
| | % | 2.77 | 47.67 | 1.83 | 47.72 | 100.00 |
| 2000-01 | No. | 118 | 2032 | 110 | 2003 | 4263 |
| | % | 2.77 | 47.67 | 2.58 | 46.99 | 100.00 |

c) High Schools

During 1997-98, 779 (15.91 %) teachers were under Government sector, 2769 (56.54 %) were under Local Bodies and 1349 (27.55 %) teachers were under private management schools. During the year 2000-01, 818 (15.00 %) teachers were working in Government schools and 2782 (51.03 %) were in Local Bodies and 1852 (33.97 %) were under private managements.

Table -- 22
Management Wise Teachers in High Schools

| Year | | Govt. | Local Body | Private Aided | Private Un- Aided | Total |
|---------|-----|-------|---------------|------------------|----------------------|--------|
| 1997-98 | No. | 779 | 2769 | 464 | 885 | 4897 |
| | % | 15.91 | 56.54 | 9.48 | 18.07 | 100.00 |
| 1998-99 | No. | 772 | 2714 | 437 | 929 | 4852 |
| | % | 15.91 | 55.94 | 9.01 | 19.15 | 100.00 |
| 1999-00 | No. | 763 | 2676 | 498 | 1292 | 5229 |
| | % | 14.59 | 51.18 | 9.52 | 24.71 | 100.00 |
| 2000-01 | No. | 818 | 2782 | 456 | 1396 | 5452 |
| | % | 15.00 | 51.03 | 8.36 | 25.61 | 100.00 |

11. Teacher Pupil Ratio

a) Primary Schools

The teacher pupil ratio at primary level during the year 1997-98 was 1:54, which has improved to 1:50 in the year 1998-99 and during the years 1999-00&2000-01 the teacher pupil ratio has further improved to 1:48 and 1:43 respectively.

b) Upper Primary Schools

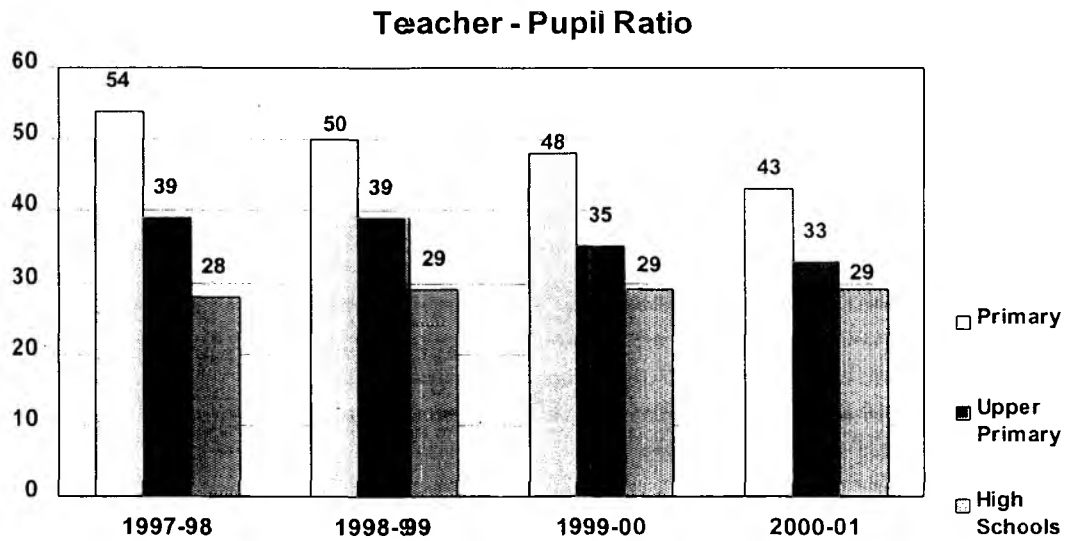
The teacher pupil ratio at upper primary level during the year 1997-98 was 1:39, which has remained stable in the year 1998-99 and during the years 1999-00&2000-01 the teacher pupil ratio has improved to 1:35 and 1:33 respectively.

c) High Schools

The teacher pupil ratio in case of high schools in 1997-98 was 1:28 and it has gone up to 1:29 during the year 1998-99 and was then stable during three consecutive years 1998-99,1999-2000 and 2000-01.

Table - 23
Teacher Pupil Ratio

| Year | 1997-98 | 1998-99 | 1999-00 | 2000-01 |
|---------------|---------|---------|---------|---------|
| Primary | 54 | 50 | 48 | 43 |
| Upper Primary | 39 | 39 | 35 | 33 |
| High Schools | 28 | 29 | 29 | 29 |



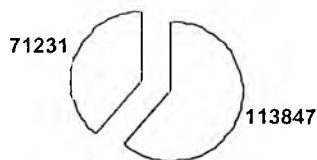
12. Drop-out Rates

The Drop-out Rate in primary stage during the year 1997-98 was 62.57, which has slightly decreased to 62.20 in the year 2000-01.

Table – 24
Drop-Out Rates

| Year | I - Class | V - Class | Drop-outs | Drop-out rate |
|---|-----------|-----------|-----------|---------------|
| 1997-98 Class I – 1993-94 Class V – 1997-98 | 113847 | 42616 | 71231 | 62.57 |
| 1998-99 Class I – 1994-95 Class V – 1998-99 | 145603 | 45986 | 99617 | 68.42 |
| 1999-00 Class I – 1995-96 Class V – 1999-00 | 134231 | 49734 | 84497 | 62.95 |
| 2000-01 Class I – 1996-97 Class V – 2000-01 | 134231 | 50739 | 83492 | 62.20 |

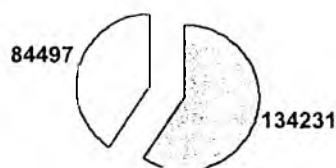
Drop-Outs 93-94 to 97-98
Classes I-V



Drop-outs 94-95 to 98-99
Classes I-V



Drop-outs 95-96 to 99-00
Classes I-V



Drop-outs 96-97 to 2000-01
Classes I-V



13. Performance in Examinations

a) VII Class Common Examinations

In the last four years i.e., 1997-98 to 2000-01 the performance of students in VII Class Common Examination is above 92% in the district. It is apparent from the pass percentage that the performance of students in VII class common examination is fluctuating. There is a decrease of 1.69% in pass percentage.

When seen at micro level there is a net decrease during this tenure of four years. During the year 1997-98, 30596 candidates appeared for VII-class Common Examination and this number has increased to 38069 in the year 2000-01. There is an increase of 24.42% in the number of candidates appeared. The number of candidates passed in VII Class Common Examination during the year 1997-98 was 28953, which has increased to 35381 in the year 2000-01. The percentage increase in number of pass candidates is 22.2%, which is less than the proportion of increase in candidates' appeared for the examination. The difference is 2.22%, which is a net decrease in performance of students.

Table – 25
Performance in VII Class

| Year | No. Appeared | No. Passed | Pass % |
|---------|--------------|------------|--------|
| 1997-98 | 30596 | 28953 | 94.63 |
| 1998-99 | 32806 | 31206 | 95.12 |
| 1999-00 | 351163 | 32759 | 93.16 |
| 2000-01 | 38069 | 35381 | 92.94 |

b) S.S.C.

In the last four years i.e., 1997-98 to 2000-01 the performance of students in SSC Examination is above 51% in the district. It is apparent from the pass percentage that the performance of students in SSC examination has improved during 1999-00 to 2000-01. There is an increase of 9.8% in pass percentage.

When seen at micro level the net increase during this tenure of four years is still more. During the year 1997-98, 20552 candidates appeared for SSC Examination and this number has increased to 23473 in the year 2000-01. There is an increase of 14.21% in the number of candidates appeared. The number of candidates passed SSC Examination during the year 1997-98 was 13080, which has increased to 14281 in the year 2000-01. The percentage increase in number of pass candidates is 9.18%, which is less than the proportion of increase in candidates' appeared for the examination. The difference is 5.03%, which is a net decrease in performance of students.

Table - 26
Performance in SSC

| Year | No. Appeared | No. Passed | Pass % |
|---------|--------------|------------|--------|
| 1997-98 | 20552 | 13080 | 63.64 |
| 1998-99 | 21165 | 14077 | 66.51 |
| 1999-00 | 22085 | 11275 | 51.05 |
| 2000-01 | 23473 | 14281 | 60.84 |

Pass Percentage in VII & SSC Examinations

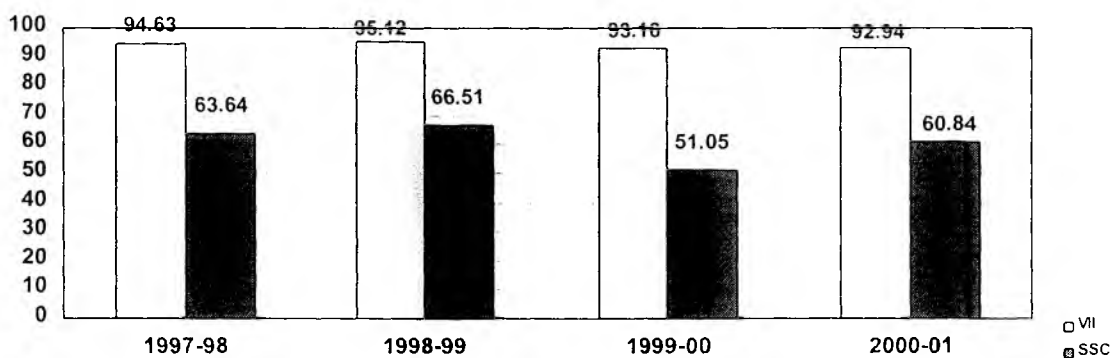


TABLE-27

Managementwise & subject wise pass percentage in SSS 2001

| Sl No. | Subject/ Management | First Lang. | English | Maths | Science | Social | Second Lang. |
|--------|------------------------|-------------|---------|--------|---------|--------|--------------|
| 1 | Government | 78.42 | 76.39 | 71.52 | 84.76 | 90.09 | 87.00 |
| 2 | Zilla Parishad | 82.24 | 86.04 | 74.44 | 86.14 | 90.11 | 91.10 |
| 3 | Residential | 84.62 | 100.00 | 100.00 | 100.00 | 84.62 | 100.00 |
| 4 | Private | 97.86 | 90.91 | 90.11 | 97.33 | 97.59 | 96.52 |
| | All Managements | 83.72 | 86.24 | 77.52 | 87.61 | 91.48 | 91.79 |

Demography

Mahabubnagar District Information At a Glance

| | | | | |
|-----|---------------------------|--------------------|-------------------------------------|--------------------------------|
| 1. | Area | 18.4 Sq. Km. | | |
| 2. | No. of Revenue Mandals | 64 | | |
| 3. | No. of Inhabited Villages | 1550 | | |
| 4. | No. of Towns | 7 | | |
| 5. | Density | 191 per Sq. Km. | | |
| 6. | Population | <i>1991</i> | <i>2001</i> <i>(Provisional)</i> | |
| | a) Males | 15,59,616 | 17,79,992 | |
| | Females | 15,17,434 | 17,26,884 | |
| | Total | 30,77,050 | 35,06,876 | |
| 7. | Sex Ratio | | | |
| | | 1981 | 983 | |
| | | 1991 | 973 | |
| | | 2001 | 970 | |
| 8. | Growth Rate | | | |
| | | 1971-81 | 26.53 | |
| | | 1981-91 | 25.87 | |
| | | 1991-01 | 13.97 | |
| 9. | Scheduled Castes | Population (1991) | Percentage | |
| | | Males - 2,76,017 | 17.70 | |
| | | Females 2,66,363 | 17.55 | |
| | | Total - 5,42,380 | 17.63 | |
| 10. | Schedules Tribes | Population (1991) | | |
| | | Males - 1,16,871 | 7.49 | |
| | | Females - 1,10,534 | 7.28 | |
| | | Total - 2,27,405 | 7.39 | |
| 11. | Literacy Rate | | | |
| | | <i>1981</i> | <i>1991</i> | <i>2001</i> |
| | | Census | Census | Census <i>(Provisional)</i> |
| | | Males 34.94 | 40.80 | 57.87 |
| | | Females 13.20 | 18.03 | 32.83 |
| | | Total 24.20 | 29.58 | 45.53 |

Mahaboobnagar District



Table -1.11
MANDAL WISE NO.OF VILLAGES, INHABITED VILLAGES & TOWNS

DISTRICT: MAHABUBNAGAR

1991 CENSUS

| SL NO | NAME OF THE MANDAL | NO.OF VILLAGES | NO.OF INHABITED VILLAGES | NO.OF TOWNS |
|--------------|---------------------|----------------|--------------------------|-------------|
| 1 | KODANGAL | 19 | 19 | - |
| 2 | BOMRASPETA | 27 | 26 | - |
| 3 | KOSGI | 24 | 23 | 1 |
| 4 | DOULATABAD | 26 | 26 | - |
| 5 | DAMARAGIDDA | 28 | 28 | - |
| 6 | MADDUR | 30 | 29 | - |
| 7 | KOILKONDA | 37 | 36 | - |
| 8 | HANWADA | 20 | 19 | - |
| 9 | NAWABPET | 27 | 26 | - |
| 10 | BALANAGAR | 37 | 37 | - |
| 11 | KONDURG | 39 | 36 | - |
| 12 | FAROOQNAGAR | 36 | 29 | 1 |
| 13 | KOTHUR | 16 | 16 | - |
| 14 | KESHAMPETA | 20 | 20 | - |
| 15 | TALAKONDAPALLE | 29 | 28 | - |
| 16 | AMANGAL | 16 | 15 | - |
| 17 | MADGUL | 15 | 14 | - |
| 18 | VANGOOR | 23 | 23 | - |
| 19 | VELDANDA | 20 | 20 | - |
| 20 | KALWAKURTHY | 18 | 18 | - |
| 21 | MIDJIL | 28 | 28 | - |
| 22 | THIMMAJIPETA | 19 | 18 | - |
| 23 | JADCHERLA | 30 | 28 | 1 |
| 24 | BHOOTHUPUR | 17 | 17 | - |
| 25 | MAHBUBNAGAR | 19 | 18 | 1 |
| 26 | ADDAKAL | 21 | 21 | - |
| 27 | DEVARKADARA | 28 | 28 | - |
| 28 | DHANWADA | 18 | 18 | - |
| 29 | NARAYANPET | 25 | 21 | 1 |
| 30 | UTKOOR | 28 | 23 | - |
| 31 | MAGANOOOR | 34 | 30 | - |
| 32 | MAKTHAL | 39 | 38 | - |
| 33 | NARVA | 31 | 30 | - |
| 34 | CHINNA CHINTA KUNTA | 23 | 23 | - |
| 35 | ATMAKUR | 26 | 25 | - |
| 36 | KOTHAKOTA | 34 | 33 | - |
| 37 | PEDDAMANDADI | 15 | 15 | - |
| 38 | GHANPUR | 23 | 21 | - |
| 39 | BIJINAPALLE | 24 | 23 | - |
| 40 | NAGAR KURNOOL | 25 | 22 | 1 |
| 41 | TADOOR | 23 | 23 | - |
| 42 | TELKAPALLE | 20 | 20 | - |
| 43 | UPPUNUNTHALA | 22 | 21 | - |
| 44 | ACHAMPETA | 22 | 22 | 1 |
| 45 | AMRABAD | 17 | 15 | - |
| 46 | BALMOOR | 21 | 20 | - |
| 47 | LINGAL | 18 | 16 | - |
| 48 | PEDDAKOTHAPALLE | 26 | 23 | - |
| 49 | KODAIR | 19 | 19 | - |
| 50 | GOPALPETA | 20 | 19 | - |
| 51 | WANAPARTHY | 22 | 20 | 1 |
| 52 | PANGAL | 25 | 25 | - |
| 53 | PEBBAIR | 29 | 27 | - |
| 54 | GADWAL | 18 | 18 | 1 |
| 55 | DHARUR | 25 | 25 | - |
| 56 | MALDAKAL | 19 | 19 | - |
| 57 | GHATTU | 24 | 21 | - |
| 58 | AIZA | 19 | 18 | - |
| 59 | WADDEPALLE | 20 | 20 | - |
| 60 | ITIKYAL | 21 | 21 | - |
| 61 | MANOPADU | 30 | 27 | - |
| 62 | ALAMPUR | 26 | 21 | 1 |
| 63 | VEEPANGANDLA | 26 | 25 | - |
| 64 | KOLLAPUR | 27 | 22 | 1 |
| TOTAL | | 1553 | 1475 | 11 |

Table -1.12
MANDAL WISE POPULATION & SEX RATIO - 1991 & 2001 CENSUS
DISTRICT: MAHABUBNAGAR

| Sl No | Name of the Mandal | Population - 1991 | | | Population - 2001 | | | Sex Ratio | |
|--------------|---------------------|-------------------|----------------|----------------|-------------------|----------------|----------------|------------|------------|
| | | Male | Female | Total | Male | Female | Total | 1991 | 2001 |
| 1 | KODANGAL | 21406 | 21180 | 42586 | 24386 | 23907 | 48293 | 989 | 980 |
| 2 | BOMRASPETA | 20160 | 20302 | 40462 | 23841 | 24143 | 47984 | 1007 | 1013 |
| 3 | KOSGI | 23591 | 23938 | 47529 | 26081 | 26243 | 52324 | 1015 | 1006 |
| 4 | DOULATABAD | 18962 | 18679 | 37641 | 21080 | 21290 | 42370 | 985 | 1010 |
| 5 | DAMARAGIDDA | 21284 | 21254 | 42538 | 24417 | 24424 | 48841 | 999 | 1000 |
| 6 | MADDUR | 25131 | 24684 | 49815 | 29897 | 29723 | 59620 | 982 | 994 |
| 7 | KOILKONDA | 25574 | 24901 | 50475 | 28473 | 27766 | 56239 | 974 | 975 |
| 8 | HANWADA | 20974 | 20281 | 41255 | 22486 | 22059 | 44545 | 967 | 981 |
| 9 | NAWABPET | 21184 | 20525 | 41709 | 24809 | 23980 | 48789 | 969 | 967 |
| 10 | BALANAGAR | 25129 | 24598 | 49727 | 31292 | 30276 | 61568 | 979 | 968 |
| 11 | KONDURG | 24102 | 23946 | 48048 | 27791 | 27104 | 54895 | 994 | 975 |
| 12 | FAROOQNAGAR | 39103 | 37320 | 76423 | 49451 | 47176 | 96627 | 954 | 954 |
| 13 | KOTHUR | 23689 | 21802 | 45491 | 29127 | 26972 | 56099 | 920 | 926 |
| 14 | KESHAMPETA | 17866 | 17254 | 35120 | 20351 | 19187 | 39538 | 966 | 943 |
| 15 | TALAKONDAPALLE | 22603 | 21823 | 44426 | 25166 | 24056 | 49222 | 965 | 956 |
| 16 | AMANGAL | 23761 | 22318 | 46079 | 27282 | 25545 | 52827 | 939 | 936 |
| 17 | MADGUL | 20940 | 19782 | 40722 | 22115 | 20985 | 43100 | 945 | 949 |
| 18 | VANGOOR | 21922 | 21042 | 42964 | 23182 | 22122 | 45304 | 960 | 954 |
| 19 | VELDANDA | 21319 | 20339 | 41658 | 20617 | 20170 | 40787 | 954 | 978 |
| 20 | KALWAKURTHY | 25989 | 24553 | 50542 | 29802 | 28284 | 58086 | 945 | 949 |
| 21 | MIDJIL | 21724 | 21525 | 43249 | 23332 | 23008 | 46340 | 991 | 986 |
| 22 | THIMMAJIPETA | 15771 | 15689 | 31460 | 16661 | 16809 | 33470 | 995 | 1009 |
| 23 | JADCHERLA | 39665 | 38410 | 78075 | 46836 | 45293 | 92129 | 968 | 967 |
| 24 | BHOOTHUR | 19388 | 19143 | 38531 | 21618 | 21164 | 42782 | 987 | 979 |
| 25 | MAHUBUBNAGAR | 84547 | 80247 | 164794 | 99738 | 95766 | 195504 | 949 | 960 |
| 26 | ADDAKAL | 20924 | 20612 | 41536 | 23542 | 22892 | 46434 | 985 | 972 |
| 27 | DEVARKADARA | 24003 | 23718 | 47721 | 26146 | 25695 | 51841 | 988 | 983 |
| 28 | DHANWADA | 23726 | 24041 | 47767 | 26593 | 26568 | 53161 | 1013 | 999 |
| 29 | NARA YANPET | 36699 | 37241 | 73940 | 42302 | 42558 | 84860 | 1015 | 1006 |
| 30 | UTKOOR | 21093 | 21912 | 43005 | 24041 | 24414 | 48455 | 1039 | 1016 |
| 31 | MAGANOR | 17860 | 17671 | 35531 | 21004 | 20808 | 41812 | 989 | 991 |
| 32 | MAKTHAL | 26433 | 25982 | 52415 | 31109 | 30927 | 62036 | 983 | 994 |
| 33 | NARVA | 19820 | 20083 | 39903 | 23131 | 22965 | 46096 | 1013 | 993 |
| 34 | CHINNA CHINTA KUNTA | 21173 | 21857 | 43030 | 21851 | 22601 | 44452 | 1032 | 1034 |
| 35 | ATMAKUR | 23447 | 23103 | 46550 | 28073 | 27567 | 55640 | 985 | 982 |
| 36 | KOTHAKOTA | 29965 | 29466 | 59431 | 35467 | 34163 | 69630 | 983 | 963 |
| 37 | PEDDAMANDADI | 16278 | 16188 | 32466 | 15955 | 15677 | 31632 | 994 | 983 |
| 38 | GHANPUR | 19174 | 18529 | 37703 | 21348 | 20640 | 41988 | 966 | 967 |
| 39 | BIJINAPALLE | 28824 | 27954 | 56778 | 31610 | 30222 | 61832 | 970 | 956 |
| 40 | NAGAR KURNOOL | 28807 | 27666 | 56473 | 35009 | 33524 | 68533 | 960 | 958 |
| 41 | TADOOR | 16176 | 16099 | 32275 | 19250 | 18877 | 38127 | 995 | 981 |
| 42 | TELKAPALLE | 20791 | 20133 | 40924 | 22352 | 21569 | 43921 | 968 | 965 |
| 43 | UPPUNUNTHALA | 14713 | 14554 | 29267 | 14629 | 14389 | 29018 | 989 | 984 |
| 44 | ACHAMPETA | 26235 | 25353 | 51588 | 29390 | 27853 | 57243 | 966 | 948 |
| 45 | AMRABAD | 19566 | 18750 | 38316 | 24568 | 23620 | 48188 | 958 | 961 |
| 46 | BALMOOR | 15611 | 15156 | 30767 | 15906 | 15304 | 31210 | 971 | 962 |
| 47 | LINGAL | 13650 | 12640 | 26290 | 15095 | 13738 | 28833 | 926 | 910 |
| 48 | PEDDAKOTHAPALLE | 23036 | 22142 | 45178 | 25743 | 24317 | 50060 | 961 | 945 |
| 49 | KODAIR | 16964 | 16329 | 33293 | 16401 | 16136 | 32537 | 963 | 984 |
| 50 | GOPALPETA | 24113 | 23521 | 47634 | 28461 | 27470 | 55931 | 975 | 965 |
| 51 | WANAPARTHY | 36468 | 35553 | 72021 | 44930 | 42975 | 87905 | 975 | 956 |
| 52 | PANGAL | 23023 | 22384 | 45407 | 27399 | 25920 | 53319 | 972 | 946 |
| 53 | PEBBAIR | 25829 | 25277 | 51106 | 29428 | 28178 | 57606 | 979 | 958 |
| 54 | GADWAL | 39547 | 37761 | 77308 | 49245 | 47173 | 96418 | 955 | 958 |
| 55 | DHARUR | 24598 | 23846 | 48444 | 28043 | 27447 | 55490 | 969 | 979 |
| 56 | MALDAKAL | 19877 | 19082 | 38959 | 22698 | 22005 | 44703 | 960 | 969 |
| 57 | GHATTU | 23944 | 23362 | 47306 | 30251 | 29621 | 59872 | 976 | 979 |
| 58 | AIZA | 29971 | 28917 | 58888 | 35899 | 34684 | 70583 | 965 | 966 |
| 59 | WADDEPALLE | 26725 | 25828 | 52553 | 31402 | 30415 | 61817 | 966 | 969 |
| 60 | ITIKYAL | 19280 | 18223 | 37503 | 21458 | 20493 | 41951 | 945 | 955 |
| 61 | MANOPADU | 22348 | 21371 | 43719 | 23221 | 22521 | 45742 | 956 | 970 |
| 62 | ALAMPUR | 21393 | 20392 | 41785 | 20957 | 20135 | 41092 | 953 | 961 |
| 63 | VEEPANGANDLA | 21163 | 20740 | 41903 | 23296 | 22220 | 45516 | 980 | 954 |
| 64 | KOLLAPUR | 30585 | 28463 | 59048 | 32958 | 31151 | 64109 | 931 | 945 |
| TOTAL | | 1559616 | 1517434 | 3077050 | 1779992 | 1726884 | 3506876 | 973 | 970 |

Table -1.13

MANDAL WISE LITERACY RATES - 1991 & 2001 CENSUS

DISTRICT: MAHABUBNAGAR

| Sl No | Name of the Mandal | Literacy Rates - 1991 | | | Literacy Rates - 2001 | | |
|--------------|---------------------|-----------------------|--------------|--------------|-----------------------|--------------|--------------|
| | | Male | Female | Total | Male | Female | Total |
| 1 | KODANGAL | 47.36 | 21.43 | 34.47 | 63.65 | 36.84 | 50.33 |
| 2 | BOMRASPETA | 28.89 | 8.75 | 18.81 | 48.28 | 23.06 | 35.51 |
| 3 | KOSGI | 42.63 | 15.06 | 28.69 | 60.82 | 32.72 | 46.66 |
| 4 | DOULATABAD | 31.26 | 10.18 | 20.77 | 50.74 | 25.50 | 38.06 |
| 5 | DAMARAGIDDA | 29.20 | 8.66 | 18.88 | 45.68 | 20.43 | 32.97 |
| 6 | MADDUR | 27.09 | 8.02 | 17.64 | 47.04 | 21.43 | 34.30 |
| 7 | KOILKONDA | 36.06 | 11.92 | 24.14 | 52.23 | 25.01 | 38.78 |
| 8 | HANWADA | 27.93 | 8.70 | 18.47 | 51.29 | 25.48 | 38.47 |
| 9 | NAWABPET | 35.98 | 13.31 | 24.80 | 53.63 | 26.63 | 40.30 |
| 10 | BALANAGAR | 32.67 | 12.53 | 22.72 | 55.25 | 29.32 | 42.51 |
| 11 | KONDURG | 37.42 | 11.80 | 24.66 | 55.70 | 29.73 | 42.85 |
| 12 | FAROOQNAGAR | 52.81 | 28.25 | 40.84 | 70.71 | 47.42 | 59.37 |
| 13 | KOTHUR | 46.81 | 18.09 | 33.15 | 67.36 | 40.95 | 54.72 |
| 14 | KESHAMPETA | 36.25 | 13.45 | 25.03 | 62.05 | 34.18 | 48.57 |
| 15 | TALAKONDAPALLE | 36.40 | 15.78 | 26.36 | 56.30 | 29.35 | 43.15 |
| 16 | AMANGAL | 40.95 | 17.23 | 29.56 | 61.00 | 33.29 | 47.57 |
| 17 | MADGUL | 34.26 | 12.33 | 23.67 | 55.47 | 28.49 | 42.31 |
| 18 | VANGOOR | 36.62 | 14.54 | 25.83 | 59.73 | 28.86 | 44.69 |
| 19 | VELDANDA | 35.11 | 13.13 | 24.37 | 54.36 | 26.90 | 40.79 |
| 20 | KALWAKURTHY | 51.71 | 24.97 | 38.72 | 68.67 | 43.57 | 56.45 |
| 21 | MIDJIL | 41.15 | 16.86 | 29.10 | 59.86 | 31.56 | 45.83 |
| 22 | THIMMAJIPETA | 37.70 | 16.76 | 27.29 | 54.39 | 31.35 | 42.77 |
| 23 | JADCHERLA | 54.64 | 31.07 | 43.03 | 71.10 | 48.35 | 59.94 |
| 24 | BHOOTHPUR | 40.88 | 14.43 | 27.75 | 56.67 | 29.28 | 43.11 |
| 25 | MAHBUBNAGAR | 72.49 | 49.45 | 61.27 | 83.04 | 64.61 | 74.02 |
| 26 | ADDAKAL | 42.40 | 16.66 | 29.62 | 52.87 | 28.93 | 41.05 |
| 27 | DEVARKADARA | 39.57 | 15.86 | 27.75 | 58.08 | 31.62 | 44.94 |
| 28 | DHANWADA | 36.97 | 11.21 | 23.99 | 51.93 | 25.99 | 38.88 |
| 29 | NARAYANPET | 45.82 | 22.21 | 33.91 | 61.00 | 37.82 | 49.29 |
| 30 | UTKOOR | 34.07 | 12.09 | 22.85 | 51.92 | 25.64 | 38.57 |
| 31 | MAGANNOOR | 32.30 | 11.17 | 21.80 | 47.06 | 24.02 | 35.54 |
| 32 | MAKTHAL | 37.10 | 14.90 | 26.07 | 51.30 | 27.69 | 39.48 |
| 33 | NARVA | 32.51 | 10.50 | 21.41 | 46.67 | 22.36 | 34.48 |
| 34 | CHINNA CHINTA KUNTA | 37.94 | 13.44 | 25.44 | 55.01 | 27.37 | 40.86 |
| 35 | ATMAKUR | 40.83 | 18.29 | 29.61 | 54.85 | 30.98 | 43.04 |
| 36 | KOTHAKOTA | 39.17 | 17.07 | 28.24 | 61.50 | 34.51 | 48.23 |
| 37 | PEDDAMANDADI | 39.92 | 13.92 | 27.06 | 57.91 | 30.40 | 44.21 |
| 38 | GHANPUR | 33.58 | 13.58 | 23.78 | 54.82 | 29.11 | 42.16 |
| 39 | BIJINAPALLE | 39.63 | 17.41 | 28.71 | 53.90 | 28.15 | 41.26 |
| 40 | NAGAR KURNOOL | 52.03 | 28.93 | 40.72 | 65.95 | 43.15 | 54.78 |
| 41 | TADOOR | 33.67 | 12.15 | 22.94 | 55.16 | 29.18 | 42.28 |
| 42 | TELKAPALLE | 37.81 | 15.45 | 26.80 | 54.96 | 29.35 | 42.37 |
| 43 | UPPUNUNTHALA | 35.51 | 13.30 | 24.49 | 52.88 | 28.85 | 40.93 |
| 44 | ACHAMPETA | 46.45 | 24.57 | 35.77 | 67.13 | 42.47 | 55.12 |
| 45 | AMRABAD | 43.51 | 14.72 | 29.46 | 65.17 | 35.47 | 50.60 |
| 46 | BALMOOR | 35.67 | 13.32 | 24.74 | 54.68 | 29.37 | 42.19 |
| 47 | LINGAL | 31.78 | 11.65 | 22.15 | 49.11 | 23.80 | 37.09 |
| 48 | PEDDAKOTHAPALLE | 31.07 | 11.19 | 21.36 | 47.18 | 22.90 | 35.36 |
| 49 | KODAIR | 31.61 | 11.37 | 21.68 | 46.36 | 22.20 | 34.29 |
| 50 | GOPALPETA | 34.80 | 13.64 | 24.36 | 48.63 | 24.04 | 36.62 |
| 51 | WANAPARTHY | 52.79 | 32.14 | 42.60 | 68.39 | 46.19 | 57.53 |
| 52 | PANGAL | 35.27 | 12.93 | 24.28 | 50.14 | 25.18 | 38.03 |
| 53 | PEBBAIR | 41.26 | 16.08 | 28.84 | 57.06 | 29.60 | 43.59 |
| 54 | GADWAL | 47.66 | 24.50 | 36.36 | 61.56 | 38.84 | 50.47 |
| 55 | DHARUR | 22.68 | 6.51 | 14.69 | 37.32 | 15.12 | 26.32 |
| 56 | MALDAKAL | 26.34 | 8.89 | 17.78 | 39.26 | 16.27 | 27.94 |
| 57 | GHATTU | 19.91 | 6.10 | 13.13 | 32.37 | 12.82 | 22.69 |
| 58 | AIZA | 29.47 | 12.03 | 20.89 | 44.93 | 21.95 | 33.64 |
| 59 | WADDEPALLE | 36.03 | 14.33 | 25.40 | 55.47 | 27.87 | 41.90 |
| 60 | ITIKYAL | 32.86 | 11.89 | 22.74 | 56.45 | 26.31 | 41.71 |
| 61 | MANOPADU | 42.46 | 16.69 | 29.84 | 61.15 | 33.63 | 47.64 |
| 62 | ALAMPUR | 48.51 | 21.06 | 35.16 | 66.71 | 40.54 | 53.82 |
| 63 | VEEPANGANDLA | 43.59 | 17.23 | 30.59 | 59.18 | 31.41 | 45.61 |
| 64 | KOLLAPUR | 45.34 | 20.70 | 33.48 | 56.54 | 32.44 | 44.85 |
| TOTAL | | 40.80 | 18.03 | 29.58 | 57.87 | 32.83 | 45.53 |

Table -1.14
POPULATION OF SCHEDULED CASTE AND PERCENTAGE OF
SC POPULATION TO TOTAL POPULATION - 1991 CENSUS
 DISTRICT: MAHABUBNAGAR

| SL NO | NAME OF THE MANDAL | S.C.. POPULATION | | | % OF SC POPULATION | | |
|--------------|---------------------|------------------|---------------|---------------|--------------------|--------------|--------------|
| | | MALE | FEMALE | TOTAL | MALE | FEMALE | TOTAL |
| 1 | KODANGAL | 4059 | 3968 | 8027 | 18.96 | 18.73 | 18.85 |
| 2 | BOMRASPETA | 3277 | 3360 | 6637 | 16.25 | 16.55 | 16.40 |
| 3 | KOSGI | 3749 | 3704 | 7453 | 15.89 | 15.47 | 15.68 |
| 4 | DOULATABAD | 3099 | 3080 | 6179 | 16.34 | 16.49 | 16.42 |
| 5 | DAMARAGIDDA | 4186 | 4017 | 8203 | 19.67 | 18.90 | 19.28 |
| 6 | MADDUR | 4155 | 4097 | 8252 | 16.53 | 16.60 | 16.57 |
| 7 | KOILKONDA | 3650 | 3539 | 7189 | 14.27 | 14.21 | 14.24 |
| 8 | HANWADA | 3314 | 3168 | 6482 | 15.80 | 15.62 | 15.71 |
| 9 | NAWABPET | 3984 | 3844 | 7828 | 18.81 | 18.73 | 18.77 |
| 10 | BALANAGAR | 4438 | 4389 | 8827 | 17.66 | 17.84 | 17.75 |
| 11 | KONDURG | 5545 | 5520 | 11065 | 23.01 | 23.05 | 23.03 |
| 12 | FAROOQNAGAR | 6165 | 5918 | 12083 | 15.77 | 15.86 | 15.81 |
| 13 | KOTHUR | 4086 | 3968 | 8054 | 17.25 | 18.20 | 17.70 |
| 14 | KESHAMPETA | 3826 | 3708 | 7534 | 21.41 | 21.49 | 21.45 |
| 15 | TALAKONDAPALLE | 4756 | 4575 | 9331 | 21.04 | 20.96 | 21.00 |
| 16 | AMANGAL | 3712 | 3472 | 7184 | 15.62 | 15.56 | 15.59 |
| 17 | MADGUL | 4427 | 4191 | 8618 | 21.14 | 21.19 | 21.16 |
| 18 | VANGOOR | 4775 | 4429 | 9204 | 21.78 | 21.05 | 21.42 |
| 19 | VELDANDA | 4544 | 4337 | 8881 | 21.31 | 21.32 | 21.32 |
| 20 | KALWAKURTHY | 5576 | 4898 | 10474 | 21.46 | 19.95 | 20.72 |
| 21 | MIDJIL | 5121 | 5082 | 10203 | 23.57 | 23.61 | 23.59 |
| 22 | THIMMAJIPETA | 3181 | 3091 | 6272 | 20.17 | 19.70 | 19.94 |
| 23 | JADCHERLA | 5880 | 5680 | 11560 | 14.82 | 14.79 | 14.81 |
| 24 | BHOOTHUPUR | 3206 | 3250 | 6456 | 16.54 | 16.98 | 16.76 |
| 25 | MAHBUBNAGAR | 8226 | 7674 | 15900 | 9.73 | 9.56 | 9.65 |
| 26 | ADDAKAL | 2839 | 2742 | 5581 | 13.57 | 13.30 | 13.44 |
| 27 | DEVARKADARA | 3357 | 3403 | 6760 | 13.99 | 14.35 | 14.17 |
| 28 | DHANWADA | 4142 | 4217 | 8359 | 17.46 | 17.54 | 17.50 |
| 29 | NARAYANPET | 4525 | 4469 | 8994 | 12.33 | 12.00 | 12.16 |
| 30 | UTKOOR | 3723 | 3726 | 7449 | 17.65 | 17.00 | 17.32 |
| 31 | MAGANNOOR | 3382 | 3310 | 6692 | 18.94 | 18.73 | 18.83 |
| 32 | MAKTHAL | 4337 | 4327 | 8664 | 16.41 | 16.65 | 16.53 |
| 33 | NARVA | 3632 | 3691 | 7323 | 18.32 | 18.38 | 18.35 |
| 34 | CHINNA CHINTA KUNTA | 3006 | 3183 | 6189 | 14.20 | 14.56 | 14.38 |
| 35 | ATMAKUR | 3493 | 3509 | 7002 | 14.90 | 15.19 | 15.04 |
| 36 | KOTHAKOTA | 4044 | 3937 | 7981 | 13.50 | 13.36 | 13.43 |
| 37 | PEDDAMANDADI | 2585 | 2562 | 5147 | 15.88 | 15.83 | 15.85 |
| 38 | GHANPUR | 2880 | 2734 | 5614 | 15.02 | 14.76 | 14.89 |
| 39 | BIJINAPALLE | 5200 | 4918 | 10118 | 18.04 | 17.59 | 17.82 |
| 40 | NAGAR KURNOOL | 5277 | 5115 | 10392 | 18.32 | 18.49 | 18.40 |
| 41 | TADOOR | 4089 | 4025 | 8114 | 25.28 | 25.00 | 25.14 |
| 42 | TELKAPALLE | 5828 | 5579 | 11407 | 28.03 | 27.71 | 27.87 |
| 43 | UPPUNUNTHALA | 3781 | 3716 | 7497 | 25.70 | 25.53 | 25.62 |
| 44 | ACHAMPETA | 4429 | 4205 | 8634 | 16.88 | 16.59 | 16.74 |
| 45 | AMRABAD | 6086 | 5817 | 11903 | 31.10 | 31.02 | 31.07 |
| 46 | BALMOOR | 4277 | 3999 | 8276 | 27.40 | 26.39 | 26.90 |
| 47 | LINGAL | 2053 | 1646 | 3699 | 15.04 | 13.02 | 14.07 |
| 48 | PEDDAKOTHAPALLE | 5361 | 5151 | 10512 | 23.27 | 23.26 | 23.27 |
| 49 | KODAIR | 3508 | 3308 | 6816 | 20.68 | 20.26 | 20.47 |
| 50 | GOPALPETA | 5118 | 4783 | 9901 | 21.23 | 20.34 | 20.79 |
| 51 | WANAPARTHY | 3641 | 3895 | 7536 | 9.98 | 10.96 | 10.46 |
| 52 | PANGAL | 3523 | 3483 | 7006 | 15.30 | 15.56 | 15.43 |
| 53 | PEBBAIR | 4147 | 4109 | 8256 | 16.06 | 16.26 | 16.15 |
| 54 | GADWAL | 4748 | 4742 | 9490 | 12.01 | 12.56 | 12.28 |
| 55 | DHARUR | 4675 | 4409 | 9084 | 19.01 | 18.49 | 18.75 |
| 56 | MALDAKAL | 3630 | 3469 | 7099 | 18.26 | 18.18 | 18.22 |
| 57 | GHATTU | 4111 | 3912 | 8023 | 17.17 | 16.75 | 16.96 |
| 58 | AIZA | 5169 | 4754 | 9923 | 17.25 | 16.44 | 16.85 |
| 59 | WADDEPALLE | 5697 | 5410 | 11107 | 21.32 | 20.95 | 21.13 |
| 60 | ITIKYAL | 4151 | 3893 | 8044 | 21.53 | 21.36 | 21.45 |
| 61 | MANOPADU | 5384 | 5101 | 10485 | 24.09 | 23.87 | 23.98 |
| 62 | ALAMPUR | 4910 | 4608 | 9518 | 22.95 | 22.60 | 22.78 |
| 63 | VEEPANGANDLA | 4204 | 4081 | 8285 | 19.86 | 19.68 | 19.77 |
| 64 | KOLLAPUR | 6138 | 5466 | 11604 | 20.07 | 19.20 | 19.65 |
| TOTAL | | 276017 | 266363 | 542380 | 17.70 | 17.55 | 17.63 |

Table -1.15
POPULATION OF SCHEDULED TRIBE AND PERCENTAGE OF
ST POPULATION TO TOTAL POPULATION - 1991 CENSUS
DISTRICT: MAHABUBNAGAR

| SL NO | NAME OF THE MANDAL | S.T. POPULATION | | | % OF ST POPULATION | | |
|--------------|---------------------|-----------------|---------------|---------------|--------------------|-------------|-------------|
| | | MALE | FEMALE | TOTAL | MALE | FEMALE | TOTAL |
| 1 | KODANGAL | 862 | 796 | 1658 | 4.03 | 3.76 | 3.89 |
| 2 | BOMRASPETA | 4205 | 4154 | 8359 | 20.86 | 20.46 | 20.66 |
| 3 | KOSGI | 1068 | 1104 | 2172 | 4.53 | 4.61 | 4.57 |
| 4 | DOULATABAD | 1534 | 1404 | 2938 | 8.09 | 7.52 | 7.81 |
| 5 | DAMARAGIDDA | 857 | 803 | 1660 | 4.03 | 3.78 | 3.90 |
| 6 | MADDUR | 2816 | 2647 | 5463 | 11.21 | 10.72 | 10.97 |
| 7 | KOILKONDA | 4020 | 3881 | 7901 | 15.72 | 15.59 | 15.65 |
| 8 | HANWADA | 3215 | 3107 | 6322 | 15.33 | 15.32 | 15.32 |
| 9 | NAWABPET | 2018 | 1848 | 3866 | 9.53 | 9.00 | 9.27 |
| 10 | BALANAGAR | 6820 | 6337 | 13157 | 27.14 | 25.76 | 26.46 |
| 11 | KONDURG | 1234 | 1108 | 2342 | 5.12 | 4.63 | 4.87 |
| 12 | FAROOQNAGAR | 4158 | 3659 | 7817 | 10.63 | 9.80 | 10.23 |
| 13 | KOTHUR | 2041 | 1957 | 3998 | 8.62 | 8.98 | 8.79 |
| 14 | KESHAMPETA | 1451 | 1362 | 2813 | 8.12 | 7.89 | 8.01 |
| 15 | TALAKONDAPALLE | 3767 | 3538 | 7305 | 16.67 | 16.21 | 16.44 |
| 16 | AMANGAL | 6055 | 5478 | 11533 | 25.48 | 24.55 | 25.03 |
| 17 | MADGUL | 3246 | 2969 | 6215 | 15.50 | 15.01 | 15.26 |
| 18 | VANGOOR | 2315 | 2115 | 4430 | 10.56 | 10.05 | 10.31 |
| 19 | VELDANDA | 4040 | 3772 | 7812 | 18.95 | 18.55 | 18.75 |
| 20 | KALWAKURTHY | 1422 | 1211 | 2633 | 5.47 | 4.93 | 5.21 |
| 21 | MIDJIL | 1400 | 1284 | 2684 | 6.44 | 5.97 | 6.21 |
| 22 | THIMMAJIPETA | 1872 | 1927 | 3799 | 11.87 | 12.28 | 12.08 |
| 23 | JADCHERLA | 3730 | 3614 | 7344 | 9.40 | 9.41 | 9.41 |
| 24 | BHOOTHUPUR | 1778 | 1750 | 3528 | 9.17 | 9.14 | 9.16 |
| 25 | MAHBUBNAGAR | 3551 | 3323 | 6874 | 4.20 | 4.14 | 4.17 |
| 26 | ADDAKAL | 857 | 802 | 1659 | 4.10 | 3.89 | 3.99 |
| 27 | DEVARKADARA | 419 | 395 | 814 | 1.75 | 1.67 | 1.71 |
| 28 | DHANWADA | 1274 | 1261 | 2535 | 5.37 | 5.25 | 5.31 |
| 29 | NARAYANPET | 1653 | 1621 | 3274 | 4.50 | 4.35 | 4.43 |
| 30 | UTKOOR | 315 | 302 | 617 | 1.49 | 1.38 | 1.43 |
| 31 | MAGANNOOR | 153 | 151 | 304 | 0.86 | 0.85 | 0.86 |
| 32 | MAKTHAL | 254 | 244 | 498 | 0.96 | 0.94 | 0.95 |
| 33 | NARVA | 540 | 527 | 1067 | 2.72 | 2.62 | 2.67 |
| 34 | CHINNA CHINTA KUNTA | 692 | 655 | 1347 | 3.27 | 3.00 | 3.13 |
| 35 | ATMAKUR | 617 | 593 | 1210 | 2.63 | 2.57 | 2.60 |
| 36 | KOTHAKOTA | 1416 | 1370 | 2786 | 4.73 | 4.65 | 4.69 |
| 37 | PEDDAMANDADI | 1076 | 1120 | 2196 | 6.61 | 6.92 | 6.76 |
| 38 | GHANPUR | 2823 | 2657 | 5480 | 14.72 | 14.34 | 14.53 |
| 39 | BIJINAPALLE | 2510 | 2430 | 4940 | 8.71 | 8.69 | 8.70 |
| 40 | NAGAR KURNOOL | 244 | 210 | 454 | 0.85 | 0.76 | 0.80 |
| 41 | TADOOR | 460 | 450 | 910 | 2.84 | 2.80 | 2.82 |
| 42 | TELKAPALLE | 360 | 376 | 736 | 1.73 | 1.87 | 1.80 |
| 43 | UPPUNUNTHALA | 1459 | 1364 | 2823 | 9.92 | 9.37 | 9.65 |
| 44 | ACHAMPETA | 6519 | 6352 | 12871 | 24.85 | 25.05 | 24.95 |
| 45 | AMRABAD | 3928 | 3611 | 7539 | 20.08 | 19.26 | 19.68 |
| 46 | BALMOOR | 1691 | 1446 | 3137 | 10.83 | 9.54 | 10.20 |
| 47 | LINGAL | 3618 | 3391 | 7009 | 26.51 | 26.83 | 26.66 |
| 48 | PEDDAKOTHAPALLE | 809 | 833 | 1642 | 3.51 | 3.76 | 3.63 |
| 49 | KODAIR | 1682 | 1646 | 3328 | 9.92 | 10.08 | 10.00 |
| 50 | GOPALPETA | 1535 | 1515 | 3050 | 6.37 | 6.44 | 6.40 |
| 51 | WANAPARTHY | 2815 | 2749 | 5564 | 7.72 | 7.73 | 7.73 |
| 52 | PANGAL | 1494 | 1492 | 2986 | 6.49 | 6.67 | 6.58 |
| 53 | PEBBAIR | 675 | 660 | 1335 | 2.61 | 2.61 | 2.61 |
| 54 | GADWAL | 364 | 285 | 649 | 0.92 | 0.75 | 0.84 |
| 55 | DHARUR | 1032 | 1014 | 2046 | 4.20 | 4.25 | 4.22 |
| 56 | MALDAKAL | 612 | 544 | 1156 | 3.08 | 2.85 | 2.97 |
| 57 | GHATTU | 587 | 560 | 1147 | 2.45 | 2.40 | 2.42 |
| 58 | AIZA | 154 | 170 | 324 | 0.51 | 0.59 | 0.55 |
| 59 | WADDEPALLE | 112 | 102 | 214 | 0.42 | 0.39 | 0.41 |
| 60 | ITIKYAL | 124 | 88 | 212 | 0.64 | 0.48 | 0.57 |
| 61 | MANOPADU | 152 | 126 | 278 | 0.68 | 0.59 | 0.64 |
| 62 | ALAMPUR | 98 | 87 | 185 | 0.46 | 0.43 | 0.44 |
| 63 | VEEPANGANDLA | 495 | 460 | 955 | 2.34 | 2.22 | 2.28 |
| 64 | KOLLAPUR | 1778 | 1727 | 3505 | 5.81 | 6.07 | 5.94 |
| TOTAL | | 116871 | 110534 | 227405 | 7.49 | 7.28 | 7.39 |

TABLE - 1.16
MANDAL WISE S.C & ST LITERACY RATES

DISTRICT: MAHABUBNAGAR

1991 CENSUS

| SLNO | MANDAL | SC. | | | S.T | | |
|--------------|-------------------|--------------|-------------|--------------|--------------|-------------|--------------|
| | | MALE | FEMALE | TOTAL | MALE | FEMALE | TOTAL |
| 1 | KODANGAL | 23.63 | 8.46 | 16.12 | 18.93 | 1.94 | 10.45 |
| 2 | BOMRASPETA | 17.32 | 1.66 | 9.41 | 7.70 | 0.54 | 4.14 |
| 3 | KOSGI | 18.87 | 1.80 | 10.37 | 19.58 | 2.05 | 10.51 |
| 4 | DOULATABAD | 7.83 | 1.49 | 4.56 | 16.61 | 3.14 | 9.92 |
| 5 | DAMARAGIDDA | 13.52 | 2.53 | 8.12 | 17.36 | 3.48 | 11.04 |
| 6 | MADDUR | 11.28 | 3.07 | 7.20 | 21.16 | 4.98 | 13.43 |
| 7 | KOILKONDA | 21.51 | 4.58 | 13.18 | 20.73 | 3.28 | 12.16 |
| 8 | HANWADA | 16.04 | 2.15 | 9.28 | 10.96 | 1.95 | 6.53 |
| 9 | NAWABPET | 22.62 | 4.72 | 13.82 | 12.23 | 2.53 | 7.59 |
| 10 | BALANAGAR | 25.11 | 5.31 | 15.18 | 12.48 | 1.95 | 7.41 |
| 11 | KONDURG | 19.20 | 3.74 | 11.44 | 6.70 | 1.40 | 4.06 |
| 12 | FAROOQNAGAR | 33.77 | 10.41 | 22.37 | 17.28 | 2.02 | 9.84 |
| 13 | KOTHUR | 27.06 | 7.21 | 17.31 | 17.80 | 2.01 | 9.69 |
| 14 | KESHAMPETA | 12.92 | 1.96 | 7.52 | 11.71 | 0.70 | 6.10 |
| 15 | TALAKONDAPALLE | 19.30 | 2.44 | 11.12 | 11.81 | 2.19 | 6.95 |
| 16 | AMANGAL | 29.12 | 5.64 | 17.94 | 20.68 | 3.22 | 12.43 |
| 17 | MADGUL | 21.59 | 3.52 | 12.89 | 17.15 | 2.64 | 10.39 |
| 18 | VANGOOR | 19.33 | 3.62 | 11.86 | 15.63 | 2.39 | 9.40 |
| 19 | VELDANDA | 28.59 | 4.78 | 16.96 | 17.56 | 2.65 | 10.00 |
| 20 | KALWAKURTHY | 32.20 | 2.57 | 18.68 | 15.65 | 1.75 | 9.62 |
| 21 | MIDJIL | 16.17 | 1.87 | 9.06 | 12.98 | 0.00 | 6.75 |
| 22 | THIMMAJIPETA | 24.93 | 6.92 | 16.10 | 13.91 | 2.16 | 7.67 |
| 23 | JADCHERLA | 30.64 | 8.61 | 19.78 | 23.73 | 5.54 | 14.34 |
| 24 | BHOOTHUPUR | 21.26 | 4.05 | 12.57 | 14.50 | 2.05 | 8.42 |
| 25 | MAHBUBNAGAR | 23.28 | 6.15 | 14.86 | 20.48 | 3.27 | 12.00 |
| 26 | ADDAKAL | 23.34 | 1.68 | 12.70 | 11.11 | 1.50 | 6.73 |
| 27 | DEVARAKADARA | 15.06 | 3.20 | 9.13 | 13.46 | 0.97 | 7.40 |
| 28 | DHANWADA | 17.09 | 3.84 | 10.39 | 10.63 | 0.63 | 5.66 |
| 29 | NARAYANPET | 15.07 | 2.54 | 8.71 | 10.82 | 3.00 | 6.97 |
| 30 | UTKOOOR | 17.15 | 4.29 | 10.56 | 13.18 | 2.44 | 7.94 |
| 31 | MAGANOOOR | 16.59 | 2.94 | 9.88 | 19.51 | 1.69 | 10.79 |
| 32 | MAKTHAL | 20.71 | 5.25 | 12.96 | 20.00 | 5.85 | 12.75 |
| 33 | NARVA | 19.14 | 2.81 | 10.94 | 7.05 | 1.00 | 4.22 |
| 34 | CHINNACHINTAKUNTA | 23.80 | 4.56 | 13.78 | 10.67 | 1.82 | 6.18 |
| 35 | ATMAKUR | 31.25 | 10.35 | 20.81 | 8.11 | 2.81 | 5.51 |
| 36 | KOTHAKOTA | 27.33 | 5.40 | 16.58 | 5.38 | 1.13 | 3.29 |
| 37 | PEDDAMANDADI | 21.84 | 5.11 | 13.52 | 11.65 | 0.58 | 6.14 |
| 38 | GHANPUR | 14.00 | 1.78 | 8.07 | 7.90 | 0.63 | 4.20 |
| 39 | BIJINAPALLE | 20.35 | 3.50 | 12.23 | 8.97 | 1.47 | 5.28 |
| 40 | NAGARKURNOOL | 30.94 | 9.70 | 20.55 | 39.22 | 9.64 | 25.95 |
| 41 | TADOOR | 14.54 | 2.42 | 8.51 | 11.40 | 1.32 | 6.41 |
| 42 | TELKAPALLE | 17.88 | 2.55 | 10.41 | 18.21 | 1.06 | 9.57 |
| 43 | UPPUNUNTHALA | 20.38 | 3.86 | 12.23 | 17.35 | 2.72 | 10.35 |
| 44 | ACHAMPETA | 30.77 | 10.71 | 21.10 | 18.52 | 2.93 | 10.83 |
| 45 | AMRABAD | 38.99 | 5.75 | 22.73 | 33.16 | 8.73 | 21.57 |
| 46 | BALMOOR | 20.05 | 3.43 | 12.10 | 35.08 | 7.32 | 22.39 |
| 47 | LINGAL | 27.45 | 1.96 | 16.20 | 28.84 | 10.94 | 20.38 |
| 48 | PEDDAKOTHAPALLE | 21.28 | 2.80 | 12.35 | 11.44 | 1.23 | 6.32 |
| 49 | KODAIR | 18.15 | 1.20 | 9.16 | 15.57 | 1.74 | 8.73 |
| 50 | GOPALPETA | 21.66 | 4.10 | 13.28 | 11.55 | 1.76 | 6.72 |
| 51 | WANAPARTHY | 22.56 | 4.08 | 13.54 | 8.81 | 0.42 | 4.43 |
| 52 | PANGAL | 18.29 | 3.15 | 10.78 | 17.37 | 1.83 | 9.70 |
| 53 | PEBBAIR | 22.03 | 3.49 | 12.95 | 16.31 | 2.16 | 9.23 |
| 54 | GADWAL | 19.86 | 3.15 | 11.53 | 8.93 | 0.00 | 4.39 |
| 55 | DHARUR. | 12.02 | 2.06 | 7.19 | 8.53 | 0.59 | 4.43 |
| 56 | MALDAKAL | 21.58 | 2.14 | 12.04 | 8.21 | 1.31 | 4.83 |
| 57 | GHATTU | 5.01 | 0.87 | 3.01 | 6.95 | 1.42 | 4.25 |
| 58 | AIZA | 23.97 | 5.77 | 15.23 | 16.24 | 0.76 | 8.06 |
| 59 | WADDEPALLE | 16.11 | 2.33 | 9.38 | 14.29 | 2.25 | 8.09 |
| 60 | ITIKYAL | 22.24 | 1.29 | 12.16 | 12.75 | 0.00 | 7.56 |
| 61 | MANOPADU | 27.50 | 5.25 | 16.66 | 11.57 | 2.00 | 7.24 |
| 62 | ALAMPUR | 33.98 | 10.98 | 22.84 | 28.57 | 2.70 | 15.89 |
| 63 | VEEPANGANDLA | 24.87 | 6.11 | 15.68 | 22.73 | 4.55 | 13.91 |
| 64 | KOLLAPUR | 30.64 | 6.33 | 19.22 | 13.51 | 1.79 | 7.74 |
| TOTAL | | 23.28 | 5.42 | 14.51 | 16.76 | 3.10 | 10.07 |

Note: SC & ST Literacy rates of 2001 Census are not yet released.

*Schools, Enrolment
And Teachers*

Table - 2.11
TYPE WISE AND MANAGEMENT WISE INSTITUTIONS

DISTRICT: MAHABUBNAGAR

2000-2001

| SL. NO. | TYPE/ MANAGEMENT | PRE- PRIMARY | PRIMARY SCHOOLS | UPPER PRIMARY | HIGH SCHOOLS | HIGHER SECONDARY | TOTAL |
|--------------|------------------|--------------|-----------------|---------------|--------------|------------------|-------------|
| 1 | CENTRAL GOVT. | - | 1 | - | - | 1 | 2 |
| 2 | STATE GOVT. | - | 79 | 14 | 47 | - | 140 |
| 3 | M.P.P/Z.P.P | 6 | 2156 | 405 | 342 | - | 2909 |
| 4 | MUNICIPAL | - | - | - | - | - | - |
| 5 | PVT.AIDED | - | 2 | 9 | 28 | - | 39 |
| 6 | PVT.UNAIDED | - | 39 | 173 | 83 | - | 295 |
| TOTAL | | 6 | 2277 | 601 | 500 | 1 | 3385 |

Table - 2.12
TYPE WISE AND MANAGEMENT WISE ENROLMENT

DISTRICT: MAHABUBNAGAR

2000-2001

| SL. NO. | TYPE/ MANAGEMENT | PRE- PRIMARY | PRIMARY SCHOOLS | UPPER PRIMARY | HIGH SCHOOLS | HIGHER SECONDARY | TOTAL |
|--------------|------------------|--------------|-----------------|---------------|---------------|------------------|---------------|
| 1 | CENTRAL GOVT. | - | 56 | - | - | 406 | 462 |
| 2 | STATE GOVT. | - | 6732 | 3378 | 18612 | - | 28722 |
| 3 | M.P.P/Z.P.P | 296 | 251767 | 107744 | 104977 | - | 464784 |
| 4 | MUNICIPAL | - | - | - | - | - | - |
| 5 | PVT.AIDED | - | 134 | 2986 | 14832 | - | 17952 |
| 6 | PVT.UNAIDED | - | 7690 | 49893 | 36662 | - | 94245 |
| TOTAL | | 296 | 266379 | 164001 | 175083 | 406 | 606165 |

Table - 2.13
TYPE WISE AND MANAGEMENT WISE TEACHERS

DISTRICT: MAHABUBNAGAR

2000-2001

| SL. NO. | TYPE/ MANAGEMENT | PRE- PRIMARY | PRIMARY SCHOOLS | UPPER PRIMARY | HIGH SCHOOLS | HIGHER SECONDARY | TOTAL |
|--------------|------------------|--------------|-----------------|---------------|--------------|------------------|--------------|
| 1 | CENTRAL GOVT. | - | 2 | - | - | 21 | 23 |
| 2 | STATE GOVT. | - | 172 | 118 | 818 | - | 1108 |
| 3 | M.P.P/Z.P.P | - | 4570 | 1948 | 2782 | - | 9300 |
| 4 | MUNICIPAL | - | - | - | - | - | - |
| 5 | PVT.AIDED | - | 8 | 110 | 456 | - | 574 |
| 6 | PVT.UNAIDED | - | 270 | 2003 | 1396 | - | 3669 |
| TOTAL | | 0 | 5022 | 4179 | 5452 | 21 | 14674 |

Table - 2.21
TYPE WISE AND MANAGEMENT WISE B.C. ENROLMENT
 DISTRICT: MAHABUBNAGAR 2000-2001

| SL. NO. | TYPE/ MANAGEMENT | PRE- PRIMARY | PRIMARY SCHOOLS | UPPER PRIMARY | HIGH SCHOOLS | HIGHER SECONDARY | TOT. |
|--------------|------------------|--------------|-----------------|---------------|--------------|------------------|---------------|
| 1 | CENTRAL GOVT. | - | 17 | - | - | 118 | 145 |
| 2 | STATE GOVT. | - | 1845 | 1129 | 7074 | - | 10048 |
| 3 | M.P.P/Z.P.P | 205 | 140920 | 65029 | 61210 | - | 267364 |
| 4 | MUNICIPAL | - | - | - | - | - | - |
| 5 | PVT.AIDED | - | 52 | 1680 | 7917 | - | 9649 |
| 6 | PVT.UNAIDED | - | 4622 | 26606 | 16438 | - | 47666 |
| TOTAL | | 205 | 147456 | 94444 | 92639 | 118 | 334812 |

Table - 2.22
TYPE WISE AND MANAGEMENT WISE S.C.ENROLMENT
 DISTRICT: MAHABUBNAGAR 2000-2001

| SL. NO. | TYPE/ MANAGEMENT | PRE- PRIMARY | PRIMARY SCHOOLS | UPPER PRIMARY | HIGH SCHOOLS | HIGHER SECONDARY | TOT. |
|--------------|------------------|--------------|-----------------|---------------|--------------|------------------|---------------|
| 1 | CENTRAL GOVT. | - | 17 | - | - | 89 | 106 |
| 2 | STATE GOVT. | - | 937 | 283 | 4405 | - | 5625 |
| 3 | M.P.P/Z.P.P | 66 | 52543 | 22476 | 16249 | - | 91334 |
| 4 | MUNICIPAL | - | - | - | - | - | - |
| 5 | PVT.AIDED | - | 20 | 349 | 2286 | - | 2655 |
| 6 | PVT.UNAIDED | - | 472 | 3169 | 2086 | - | 5727 |
| TOTAL | | 66 | 53989 | 26277 | 25026 | 89 | 105403 |

Table - 2.23
TYPE WISE AND MANAGEMENT WISE S.T. ENROLMENT
 DISTRICT: MAHABUBNAGAR 2000-2001

| SL. NO. | TYPE/ MANAGEMENT | PRE- PRIMARY | PRIMARY SCHOOLS | UPPER PRIMARY | HIGH SCHOOLS | HIGHER SECONDARY | TOT. |
|--------------|------------------|--------------|-----------------|---------------|--------------|------------------|--------------|
| 1 | CENTRAL GOVT. | - | 5 | - | - | 34 | 39 |
| 2 | STATE GOVT. | - | 2583 | 562 | 1277 | - | 4422 |
| 3 | M.P.P/Z.P.P | 4 | 33606 | 5075 | 4543 | - | 43228 |
| 4 | MUNICIPAL | - | - | - | - | - | - |
| 5 | PVT.AIDED | - | 48 | 198 | 523 | - | 769 |
| 6 | PVT.UNAIDED | - | 556 | 3038 | 1870 | - | 5464 |
| TOTAL | | 4 | 36798 | 8873 | 8213 | 34 | 53924 |

Table - 2.31
TYPE WISE AND MANAGEMENT WISE B.C. TEACHERS

DISTRICT: MAHABUBNAGAR

2000-2001

| SL. NO. | TYPE/ MANAGEMENT | PRE- PRIMARY | PRIMARY SCHOOLS | UPPER PRIMARY | HIGH SCHOOLS | HIGHER SECONDARY | TOTAL |
|--------------|------------------|--------------|-----------------|---------------|--------------|------------------|-------------|
| 1 | CENTRAL GOVT. | - | - | - | - | 7 | 7 |
| 2 | STATE GOVT. | - | 49 | 26 | 311 | - | 386 |
| 3 | M.P./Z.P.P | - | 1981 | 824 | 1178 | - | 3983 |
| 4 | MUNICIPAL | - | - | - | - | - | - |
| 5 | PVT.AIDED | - | 1 | 43 | 229 | - | 273 |
| 6 | PVT.UNAIDED | - | 130 | 978 | 559 | - | 1667 |
| TOTAL | | 0 | 2161 | 1871 | 2277 | 7 | 6316 |

Table - 2.32
TYPE WISE AND MANAGEMENT WISE S.C. TEACHERS

DISTRICT: MAHABUBNAGAR

2000-2001

| SL. NO. | TYPE/ MANAGEMENT | PRE- PRIMARY | PRIMARY SCHOOLS | UPPER PRIMARY | HIGH SCHOOLS | HIGHER SECONDARY | TOTAL |
|--------------|------------------|--------------|-----------------|---------------|--------------|------------------|-------------|
| 1 | CENTRAL GOVT. | - | - | - | - | 4 | 4 |
| 2 | STATE GOVT. | - | 17 | 16 | 77 | - | 110 |
| 3 | M.P./Z.P.P | - | 578 | 214 | 211 | - | 1003 |
| 4 | MUNICIPAL | - | - | - | - | - | - |
| 5 | PVT.AIDED | - | 1 | 2 | 17 | - | 20 |
| 6 | PVT.UNAIDED | - | 13 | 106 | 39 | - | 158 |
| TOTAL | | 0 | 609 | 338 | 344 | 4 | 1295 |

Table - 2.33
TYPE WISE AND MANAGEMENT WISE S.T. TEACHERS

DISTRICT: MAHABUBNAGAR

2000-2001

| SL. NO. | TYPE/ MANAGEMENT | PRE- PRIMARY | PRIMARY SCHOOLS | UPPER PRIMARY | HIGH SCHOOLS | HIGHER SECONDARY | TOTAL |
|--------------|------------------|--------------|-----------------|---------------|--------------|------------------|------------|
| 1 | CENTRAL GOVT. | - | - | - | - | 1 | 1 |
| 2 | STATE GOVT. | - | 60 | 18 | 25 | - | 103 |
| 3 | M.P./Z.P.P | - | 172 | 54 | 43 | - | 269 |
| 4 | MUNICIPAL | - | - | - | - | - | - |
| 5 | PVT.AIDED | - | - | - | - | - | - |
| 6 | PVT.UNAIDED | - | 6 | 46 | 10 | - | 62 |
| TOTAL | | 0 | 238 | 118 | 78 | 1 | 435 |

Table - 2.41
TYPE WISE AND MEDIUM WISE INSTITUTIONS
EXCLUSIVE SCHOOLS

DISTRICT: MAHABUBNAGAR

2000-2001

| SL. NO. | TYPE/ MEDIUM | PRE- PRIMARY | PRIMARY SCHOOLS | UPPER PRIMARY | HIGH SCHOOLS | HIGHER SECONDARY | TOTAL |
|--------------|--------------|--------------|-----------------|---------------|--------------|------------------|-------------|
| 1 | TELUGU | 6 | 2242 | 529 | 431 | - | 3208 |
| 2 | ENGLISH | - | 2 | 39 | 23 | - | 64 |
| 3 | URDU | - | 12 | 8 | 10 | - | 30 |
| 4 | KANNADA | - | 8 | - | 1 | - | 9 |
| TOTAL | | 6 | 2264 | 576 | 465 | - | 3311 |

Table - 2.42
TYPE WISE AND MEDIUM WISE ENROLMENT
EXCLUSIVE SCHOOLS

DISTRICT: MAHABUBNAGAR

2000-2001

| SL. NO. | TYPE/ MEDIUM | PRE- PRIMARY | PRIMARY SCHOOLS | UPPER PRIMARY | HIGH SCHOOLS | HIGHER SECONDARY | TOTAL |
|--------------|--------------|--------------|-----------------|---------------|---------------|------------------|---------------|
| 1 | TELUGU | 296 | 259538 | 141075 | 139312 | - | 540221 |
| 2 | ENGLISH | - | 396 | 11547 | 11783 | - | 23726 |
| 3 | URDU | - | 1303 | 1722 | 3269 | - | 6294 |
| 4 | KANNADA | - | 759 | - | 247 | - | 1006 |
| TOTAL | | 296 | 261996 | 154344 | 154611 | - | 571247 |

Table - 2.43
TYPE WISE AND MEDIUM WISE TEACHERS
EXCLUSIVE SCHOOLS

DISTRICT: MAHABUBNAGAR

2000-2001

| SL. NO. | TYPE/ MEDIUM | PRE- PRIMARY | PRIMARY SCHOOLS | UPPER PRIMARY | HIGH SCHOOLS | HIGHER SECONDARY | TOTAL |
|--------------|--------------|--------------|-----------------|---------------|--------------|------------------|--------------|
| 1 | TELUGU | - | 4872 | 3253 | 4080 | - | 12205 |
| 2 | ENGLISH | - | 14 | 462 | 439 | - | 915 |
| 3 | URDU | - | 33 | 60 | 90 | - | 183 |
| 4 | KANNADA | - | 13 | - | 9 | - | 22 |
| TOTAL | | - | 4932 | 3775 | 4618 | - | 13325 |

Table - 2.51
TYPE WISE AND MEDIUM WISE INSTITUTIONS
PARALLEL SCHOOLS

DISTRICT: MAHABUBNAGAR

2000-2001

| SL. NO. | TYPE/ MEDIUM | PRE-PRIMARY | PRIMARY SCHOOLS | UPPER PRIMARY | HIGH SCHOOLS | HIGHER SECONDARY | TOTAL |
|--------------|------------------|-------------|-----------------|---------------|--------------|------------------|-----------|
| 1 | TELUGU & ENGLISH | - | - | 13 | 10 | 1 | 24 |
| 2 | TELUGU & URDU | - | 13 | 9 | 25 | - | 47 |
| 3 | TELUGU & KANNADA | - | - | 2 | - | - | 2 |
| 4 | ENGLISH & URDU | - | - | 1 | - | - | 1 |
| TOTAL | | - | 13 | 25 | 35 | 1 | 74 |

Table - 2.52
TYPE WISE AND MEDIUM WISE ENROLMENT
PARALLEL SCHOOLS

DISTRICT: MAHABUBNAGAR

2000-2001

| SL. NO. | TYPE/ MEDIUM | PRE-PRIMARY | PRIMARY SCHOOLS | UPPER PRIMARY | HIGH SCHOOLS | HIGHER SECONDARY | TOTAL |
|--------------|--------------|-------------|-----------------|---------------|--------------|------------------|--------------|
| 1 | TELUGU | - | 2865 | 4718 | 13123 | 215 | 20921 |
| 2 | ENGLISH | - | - | 2860 | 3224 | 191 | 6275 |
| 3 | URDU | - | 1518 | 1860 | 4125 | - | 7503 |
| 4 | KANNADA | - | - | 219 | - | - | 219 |
| TOTAL | | - | 4383 | 9657 | 20472 | 406 | 34918 |

Table - 2.53
TYPE WISE AND MEDIUM WISE TEACHERS
PARALLEL SCHOOLS

DISTRICT: MAHABUBNAGAR

2000-2001

| SL. NO. | TYPE/ MEDIUM | PRE-PRIMARY | PRIMARY SCHOOLS | UPPER PRIMARY | HIGH SCHOOLS | HIGHER SECONDARY | TOTAL |
|--------------|--------------|-------------|-----------------|---------------|--------------|------------------|-------------|
| 1 | TELUGU | - | 56 | 188 | 541 | 21 | 806 |
| 2 | ENGLISH | - | - | 156 | 119 | - | 275 |
| 3 | URDU | - | 34 | 58 | 174 | - | 266 |
| 4 | KANNADA | - | - | 2 | - | - | 2 |
| TOTAL | | - | 90 | 404 | 834 | 21 | 1349 |

Table - 2.61
CLASS - WISE ALL & B.C. ENROLMENT
 DISTRICT: MAHABUBNAGAR 2000-2001

| CLASSES | ALL ENROLMENT | | | % to Total | B.C. ENROLMENT | | |
|-------------|---------------|--------|--------|------------|----------------|--------|--------|
| | BOYS | GIRLS | TOTAL | | BOYS | GIRLS | TOTAL |
| PRE-PRIMARY | 9552 | 6861 | 16413 | 2.71 | 4886 | 3359 | 8245 |
| I | 88660 | 80102 | 168762 | 27.84 | 48552 | 44116 | 92668 |
| II | 44421 | 37631 | 82052 | 13.54 | 24715 | 21584 | 46299 |
| III | 38084 | 29907 | 67991 | 11.22 | 21215 | 16944 | 38159 |
| IV | 32823 | 24105 | 56928 | 9.39 | 18525 | 13756 | 32281 |
| V | 30131 | 20608 | 50739 | 8.37 | 17050 | 11402 | 28452 |
| I-V | 234119 | 192353 | 426472 | 70.36 | 130057 | 107802 | 237859 |
| VI | 26362 | 16343 | 42705 | 7.05 | 14657 | 8983 | 23640 |
| VII | 24383 | 14846 | 39229 | 6.47 | 13869 | 7864 | 21733 |
| VI-VII | 50745 | 31189 | 81934 | 13.52 | 28526 | 16847 | 45373 |
| VIII | 19679 | 11152 | 30831 | 5.09 | 10949 | 5803 | 16752 |
| IX | 16853 | 9872 | 26725 | 4.41 | 9425 | 4754 | 14179 |
| X | 15053 | 8679 | 23732 | 3.92 | 8222 | 4216 | 12438 |
| VIII-X | 51585 | 29703 | 81288 | 13.41 | 28596 | 14773 | 43369 |
| XI | 16 | 2 | 18 | 0.00 | 2 | 1 | 3 |
| XII | 27 | 13 | 40 | 0.01 | 6 | 7 | 13 |
| XI-XII | 43 | 15 | 58 | 0.01 | 8 | 8 | 16 |
| I-X | 336449 | 253245 | 589694 | 97.28 | 187179 | 139422 | 326601 |
| P.P-XII | 346044 | 260121 | 606165 | 100.00 | 192073 | 142789 | 334862 |

Table - 2.62

CLASS - WISE S.C. & S.T. ENROLMENT

DISTRICT: MAHABUBNAGAR

2000-2001

| CLASSES | S.C. ENROLMENT | | | S.T. ENROLMENT | | |
|-------------|----------------|-------|--------|----------------|-------|-------|
| | BOYS | GIRLS | TOTAL | BOYS | GIRLS | TOTAL |
| PRE-PRIMARY | 787 | 633 | 1420 | 754 | 449 | 1203 |
| I | 16979 | 15582 | 32561 | 13581 | 11374 | 24955 |
| II | 8290 | 6867 | 15157 | 5174 | 3235 | 8409 |
| III | 7363 | 5515 | 12878 | 3680 | 1798 | 5478 |
| IV | 6308 | 3923 | 10231 | 2650 | 986 | 3636 |
| V | 5697 | 3245 | 8942 | 2061 | 595 | 2656 |
| I-V | 44637 | 35132 | 79769 | 27146 | 17988 | 45134 |
| VI | 4792 | 2098 | 6890 | 1765 | 382 | 2147 |
| VII | 4265 | 1820 | 6085 | 1465 | 346 | 1811 |
| VI-VII | 9057 | 3918 | 12975 | 3230 | 728 | 3958 |
| VIII | 3360 | 1219 | 4579 | 1244 | 208 | 1452 |
| IX | 2667 | 932 | 3599 | 998 | 211 | 1209 |
| X | 2304 | 789 | 3093 | 796 | 165 | 961 |
| VIII-X | 8331 | 2940 | 11271 | 3038 | 584 | 3622 |
| XI | 4 | 0 | 4 | 3 | 0 | 3 |
| XII | 8 | 0 | 8 | 2 | 0 | 2 |
| XI-XII | 12 | 0 | 12 | 5 | 0 | 5 |
| I-X | 62025 | 41990 | 104015 | 33414 | 19300 | 52714 |
| P.P-XII | 62824 | 42623 | 105447 | 34173 | 19749 | 53922 |

*Mandal-Wise
Information*

Table - 3.11
CLASS WISE ENROLMENT
ALL - BOYS

2000-2001

| SL NO | MANDAL | PP | I | II | III | IV | V | VI | VII | VIII | IX | X | XI | XII |
|--------------|---------------------|-------------|--------------|--------------|--------------|--------------|--------------|--------------|--------------|--------------|--------------|--------------|-----------|-----------|
| 1 | KODANGAL | 129 | 1337 | 601 | 443 | 391 | 390 | 366 | 335 | 334 | 268 | 263 | | |
| 2 | BOMRASPETA | 14 | 1635 | 598 | 429 | 343 | 316 | 237 | 184 | 133 | 110 | 78 | | |
| 3 | KOSGI | 75 | 1291 | 706 | 609 | 507 | 487 | 411 | 395 | 338 | 279 | 222 | | |
| 4 | DOULATABAD | 62 | 1119 | 554 | 425 | 342 | 285 | 229 | 223 | 201 | 131 | 130 | | |
| 5 | DAMARAGIDDA | - | 1237 | 716 | 535 | 383 | 293 | 217 | 191 | 141 | 133 | 113 | | |
| 6 | MADDUR | 85 | 1536 | 750 | 508 | 463 | 392 | 351 | 290 | 219 | 145 | 140 | | |
| 7 | KOILKONDA | 17 | 1749 | 836 | 642 | 592 | 489 | 412 | 381 | 336 | 289 | 236 | | |
| 8 | HANWADA | 71 | 1478 | 796 | 633 | 533 | 392 | 335 | 256 | 122 | 114 | 79 | | |
| 9 | NAWABPET | 31 | 1281 | 595 | 510 | 454 | 420 | 385 | 333 | 269 | 250 | 223 | | |
| 10 | BALANAGAR | - | 2030 | 808 | 712 | 618 | 548 | 444 | 426 | 335 | 234 | 217 | | |
| 11 | KONDURG | - | 1679 | 580 | 492 | 466 | 441 | 305 | 249 | 211 | 175 | 144 | | |
| 12 | FAROOQNAGAR | 694 | 2272 | 1275 | 1089 | 1054 | 1107 | 969 | 792 | 732 | 611 | 540 | | |
| 13 | KOTHUR | 172 | 1470 | 646 | 596 | 519 | 482 | 412 | 397 | 210 | 196 | 161 | | |
| 14 | KESHAMPETA | 125 | 1038 | 441 | 418 | 389 | 382 | 310 | 308 | 237 | 176 | 200 | | |
| 15 | TALAKONDAPALLE | 62 | 1633 | 725 | 556 | 483 | 416 | 392 | 391 | 304 | 243 | 209 | | |
| 16 | AMANGAL | 250 | 1690 | 717 | 666 | 575 | 522 | 553 | 523 | 453 | 423 | 304 | | |
| 17 | MADGUL | - | 1208 | 383 | 377 | 380 | 367 | 384 | 345 | 307 | 235 | 201 | | |
| 18 | VANGOOR | 114 | 1449 | 530 | 435 | 399 | 375 | 294 | 298 | 230 | 181 | 167 | | |
| 19 | VELDANDA | 24 | 1299 | 529 | 407 | 323 | 278 | 253 | 282 | 213 | 155 | 144 | | |
| 20 | KALWAKURTHY | 334 | 1531 | 789 | 725 | 676 | 747 | 746 | 641 | 589 | 544 | 502 | | |
| 21 | MIDJIL | 36 | 932 | 439 | 391 | 371 | 293 | 357 | 277 | 201 | 124 | 180 | | |
| 22 | THIMMAJIPETA | 5 | 996 | 463 | 323 | 256 | 222 | 184 | 190 | 120 | 113 | 77 | | |
| 23 | JADCHERLA | 457 | 2262 | 1194 | 1079 | 999 | 969 | 872 | 904 | 803 | 738 | 659 | | |
| 24 | BHOOTHUPUR | 106 | 1016 | 566 | 516 | 410 | 328 | 335 | 357 | 248 | 255 | 194 | | |
| 25 | MAHBUBNAGAR | 1326 | 3300 | 2440 | 2259 | 2086 | 2169 | 2054 | 1887 | 1383 | 1163 | 1086 | | |
| 26 | ADDAKAL | - | 1041 | 433 | 389 | 358 | 329 | 371 | 331 | 381 | 272 | 303 | | |
| 27 | DEVARKADARA | 219 | 1204 | 602 | 509 | 472 | 507 | 440 | 386 | 296 | 263 | 211 | | |
| 28 | DHANWADA | 203 | 1163 | 729 | 617 | 460 | 444 | 438 | 342 | 384 | 298 | 282 | | |
| 29 | NARAYANPET | 551 | 1704 | 1244 | 959 | 783 | 714 | 622 | 590 | 413 | 338 | 314 | | |
| 30 | UTKOOR | 42 | 1281 | 640 | 505 | 407 | 329 | 241 | 201 | 163 | 142 | 133 | | |
| 31 | MAGANOOOR | 129 | 1262 | 705 | 615 | 402 | 331 | 218 | 170 | 104 | 78 | 77 | | |
| 32 | MAKTHAL | 134 | 1818 | 941 | 832 | 553 | 475 | 332 | 327 | 228 | 184 | 119 | | |
| 33 | NARVA | 43 | 1305 | 451 | 428 | 346 | 283 | 210 | 184 | 133 | 116 | 90 | | |
| 34 | CHINNA CHINTA KUNTA | 32 | 825 | 413 | 360 | 376 | 365 | 399 | 393 | 356 | 275 | 257 | | |
| 35 | ATMAKUR | 201 | 1256 | 679 | 650 | 581 | 453 | 423 | 416 | 350 | 267 | 219 | | |
| 36 | KOTHAKOTA | 279 | 1495 | 791 | 745 | 683 | 614 | 675 | 599 | 461 | 378 | 326 | | |
| 37 | PEDDAMANDADI | 80 | 971 | 401 | 297 | 227 | 219 | 139 | 135 | 137 | 116 | 114 | | |
| 38 | GHANPUR | 121 | 1102 | 531 | 410 | 395 | 313 | 299 | 274 | 266 | 200 | 195 | | |
| 39 | BIJINAPALLE | 84 | 1430 | 737 | 690 | 621 | 560 | 501 | 508 | 424 | 337 | 317 | | |
| 40 | NAGAR KURNOOL | 487 | 1612 | 825 | 831 | 709 | 712 | 648 | 612 | 600 | 564 | 470 | | |
| 41 | TADOOR | - | 1138 | 354 | 324 | 207 | 179 | 196 | 201 | 169 | 142 | 125 | | |
| 42 | TELKAPALLE | - | 1015 | 586 | 472 | 413 | 406 | 331 | 280 | 241 | 253 | 235 | | |
| 43 | UPPUNUNTHALA | 3 | 960 | 346 | 252 | 220 | 189 | 162 | 146 | 116 | 64 | 60 | | |
| 44 | ACHAMPETA | 301 | 1916 | 747 | 652 | 532 | 543 | 537 | 517 | 429 | 345 | 306 | | |
| 45 | AMRABAD | 107 | 1493 | 575 | 563 | 512 | 444 | 419 | 395 | 369 | 341 | 335 | | |
| 46 | BALMOOR | 14 | 897 | 371 | 337 | 292 | 268 | 244 | 244 | 193 | 172 | 164 | | |
| 47 | LINGAL | 85 | 1053 | 393 | 321 | 254 | 224 | 219 | 180 | 170 | 186 | 171 | | |
| 48 | PEDDAKOTHAPALLE | 141 | 1218 | 553 | 545 | 428 | 354 | 299 | 250 | 179 | 147 | 168 | | |
| 49 | KODAIR | 41 | 981 | 424 | 283 | 281 | 276 | 188 | 218 | 106 | 92 | 97 | | |
| 50 | GOPALPETA | - | 1263 | 612 | 500 | 422 | 381 | 330 | 290 | 208 | 183 | 174 | | |
| 51 | WANAPARTHY | 528 | 1753 | 1106 | 984 | 824 | 825 | 806 | 810 | 622 | 570 | 451 | | |
| 52 | PANGAL | 88 | 1427 | 587 | 552 | 470 | 423 | 264 | 301 | 280 | 213 | 232 | | |
| 53 | PEBBAIR | 222 | 1489 | 697 | 629 | 540 | 509 | 444 | 417 | 279 | 282 | 262 | | |
| 54 | GADWAL | 516 | 1902 | 1312 | 1130 | 1041 | 921 | 803 | 785 | 539 | 477 | 396 | | |
| 55 | DHARUR | 91 | 1488 | 649 | 556 | 439 | 392 | 245 | 206 | 166 | 135 | 147 | | |
| 56 | MALDAKAL | 125 | 819 | 592 | 446 | 389 | 334 | 198 | 180 | 99 | 123 | 103 | | |
| 57 | GHATTU | - | 1575 | 709 | 521 | 424 | 339 | 211 | 173 | 109 | 92 | 80 | | |
| 58 | AIZA | 268 | 1546 | 683 | 622 | 580 | 518 | 409 | 387 | 300 | 276 | 239 | | |
| 59 | WADDEPALLE | - | 1263 | 953 | 778 | 634 | 493 | 411 | 345 | 380 | 323 | 278 | | |
| 60 | ITIKYAL | - | 978 | 809 | 586 | 475 | 414 | 310 | 323 | 202 | 163 | 152 | | |
| 61 | MANOPADU | - | 957 | 673 | 624 | 479 | 414 | 289 | 259 | 156 | 166 | 171 | | |
| 62 | ALAMPUR | 143 | 868 | 675 | 620 | 483 | 439 | 340 | 348 | 318 | 248 | 193 | | |
| 63 | VEEPANGANDLA | - | 1017 | 443 | 463 | 442 | 413 | 371 | 339 | 293 | 291 | 264 | | |
| 64 | KOLLAPUR | 85 | 1707 | 773 | 712 | 657 | 675 | 573 | 466 | 391 | 456 | 344 | | |
| TOTAL | | 9552 | 88660 | 44421 | 38084 | 32823 | 30131 | 26362 | 24383 | 19679 | 16853 | 15053 | 16 | 27 |

Table - 3.12
CLASS WISE ENROLMENT
ALL - GIRLS

2000-2001

| SL NO | MANDAL | PP | I | II | III | IV | V | VI | VII | VIII | IX | X | XI | XII |
|--------------|---------------------|-------------|--------------|--------------|--------------|--------------|--------------|--------------|--------------|--------------|-------------|-------------|----------|-----------|
| 1 | KODANGAL | 77 | 1290 | 560 | 458 | 329 | 272 | 202 | 191 | 153 | 113 | 99 | - | - |
| 2 | BOMRASPETA | 16 | 1484 | 487 | 308 | 239 | 200 | 127 | 89 | 54 | 32 | 26 | - | - |
| 3 | KOSGI | 45 | 1253 | 661 | 516 | 395 | 312 | 271 | 270 | 182 | 150 | 104 | - | - |
| 4 | DOULATABAD | 24 | 1051 | 444 | 338 | 215 | 208 | 94 | 78 | 68 | 70 | 41 | - | - |
| 5 | DAMARAGIDDA | - | 1240 | 615 | 414 | 266 | 164 | 89 | 63 | 45 | 39 | 43 | - | - |
| 6 | MADDUR | 57 | 1400 | 617 | 420 | 296 | 222 | 130 | 153 | 87 | 62 | 51 | - | - |
| 7 | KOILKONDA | 11 | 1444 | 719 | 473 | 387 | 307 | 215 | 165 | 124 | 123 | 100 | - | - |
| 8 | HANWADA | 25 | 1364 | 677 | 493 | 314 | 226 | 151 | 122 | 72 | 44 | 43 | - | - |
| 9 | NAWABPET | 16 | 1020 | 476 | 346 | 295 | 228 | 210 | 171 | 130 | 125 | 94 | - | - |
| 10 | BALANAGAR | - | 1781 | 753 | 562 | 430 | 363 | 294 | 201 | 176 | 159 | 128 | - | - |
| 11 | KONDURG | - | 1456 | 507 | 454 | 378 | 308 | 192 | 128 | 100 | 92 | 70 | - | - |
| 12 | FAROOQNAGAR | 631 | 2102 | 1202 | 1067 | 981 | 893 | 858 | 800 | 603 | 485 | 403 | - | - |
| 13 | KOTHUR | 108 | 1421 | 638 | 546 | 505 | 438 | 371 | 296 | 153 | 114 | 91 | - | - |
| 14 | KESHAMPETA | 163 | 936 | 461 | 346 | 309 | 298 | 175 | 201 | 96 | 114 | 90 | - | - |
| 15 | TALAKONDAPALLE | 34 | 1582 | 592 | 457 | 361 | 307 | 255 | 219 | 159 | 131 | 112 | - | - |
| 16 | AMANGAL | 162 | 1631 | 539 | 445 | 357 | 329 | 303 | 253 | 234 | 177 | 170 | - | - |
| 17 | MADGUL | - | 1109 | 353 | 332 | 257 | 226 | 221 | 199 | 127 | 99 | 89 | - | - |
| 18 | VANGOOR | 69 | 1390 | 402 | 344 | 250 | 195 | 148 | 153 | 112 | 102 | 91 | - | - |
| 19 | VELDANDA | 31 | 1238 | 465 | 346 | 289 | 188 | 151 | 116 | 91 | 69 | 61 | - | - |
| 20 | KALWAKURTHY | 240 | 1488 | 694 | 656 | 581 | 569 | 440 | 432 | 380 | 366 | 331 | - | - |
| 21 | MIDJIL | 28 | 953 | 473 | 358 | 289 | 254 | 210 | 157 | 95 | 96 | 95 | - | - |
| 22 | THIMMAJIPETA | 3 | 951 | 453 | 311 | 218 | 167 | 155 | 127 | 97 | 56 | 57 | - | - |
| 23 | JADCHERLA | 366 | 2229 | 1192 | 1019 | 963 | 790 | 723 | 684 | 607 | 541 | 467 | - | - |
| 24 | BHOOTHUPUR | 60 | 1031 | 539 | 359 | 306 | 256 | 189 | 188 | 98 | 102 | 85 | - | - |
| 25 | MAHBUBNAGAR | 1053 | 3124 | 2169 | 2026 | 1931 | 1859 | 1790 | 1726 | 1377 | 1267 | 1180 | - | - |
| 26 | ADDAKAL | - | 1042 | 356 | 290 | 262 | 248 | 238 | 208 | 185 | 192 | 141 | - | - |
| 27 | DEVARKADARA | 117 | 1198 | 534 | 440 | 327 | 288 | 246 | 225 | 180 | 162 | 139 | - | - |
| 28 | DHANWADA | 117 | 1067 | 552 | 435 | 371 | 289 | 259 | 210 | 175 | 149 | 128 | - | - |
| 29 | NARAYANPET | 386 | 1592 | 1046 | 755 | 549 | 530 | 466 | 410 | 268 | 297 | 247 | - | - |
| 30 | UTKOOR | 21 | 1094 | 520 | 373 | 261 | 229 | 122 | 112 | 75 | 71 | 73 | - | - |
| 31 | MAGANOOOR | 123 | 1067 | 516 | 404 | 274 | 191 | 100 | 82 | 47 | 46 | 42 | - | - |
| 32 | MAKTHAL | 85 | 1527 | 778 | 593 | 347 | 307 | 215 | 225 | 137 | 126 | 77 | - | - |
| 33 | NARVA | 36 | 1114 | 393 | 316 | 235 | 202 | 115 | 101 | 56 | 37 | 26 | - | - |
| 34 | CHINNA CHINTA KUNTA | 14 | 846 | 470 | 311 | 296 | 234 | 280 | 267 | 182 | 151 | 134 | - | - |
| 35 | ATMAKUR | 126 | 1098 | 575 | 467 | 405 | 332 | 277 | 247 | 220 | 190 | 161 | - | - |
| 36 | KOTHAKOTA | 151 | 1227 | 712 | 560 | 466 | 409 | 336 | 328 | 231 | 202 | 161 | - | - |
| 37 | PEDDAMANDADI | 40 | 876 | 294 | 230 | 191 | 190 | 93 | 109 | 77 | 59 | 60 | - | - |
| 38 | GHPUR | 74 | 894 | 412 | 303 | 244 | 182 | 163 | 151 | 100 | 110 | 117 | - | - |
| 39 | BIJINAPALLE | 65 | 1197 | 578 | 525 | 447 | 357 | 275 | 276 | 223 | 167 | 199 | 2 | 13 |
| 40 | NAGAR KURNOOL | 317 | 1337 | 703 | 632 | 558 | 445 | 444 | 421 | 415 | 339 | 320 | - | - |
| 41 | TADOOR | - | 1061 | 316 | 265 | 196 | 134 | 139 | 144 | 110 | 79 | 70 | - | - |
| 42 | TELKAPALLE | - | 903 | 515 | 337 | 272 | 219 | 158 | 138 | 108 | 136 | 111 | - | - |
| 43 | UPPUNUNTHALA | 9 | 959 | 279 | 219 | 174 | 142 | 75 | 78 | 44 | 41 | 35 | - | - |
| 44 | ACHAMPETA | 232 | 1767 | 592 | 486 | 435 | 413 | 368 | 272 | 206 | 191 | 206 | - | - |
| 45 | AMRABAD | 118 | 1413 | 500 | 440 | 374 | 270 | 174 | 132 | 119 | 111 | 95 | - | - |
| 46 | BALMOOR | 14 | 869 | 324 | 282 | 233 | 215 | 168 | 112 | 95 | 77 | 71 | - | - |
| 47 | LINGAL | 47 | 844 | 322 | 260 | 170 | 105 | 74 | 63 | 55 | 43 | 39 | - | - |
| 48 | PEDDAKOTHAPALLE | 127 | 1081 | 432 | 296 | 233 | 210 | 132 | 116 | 76 | 92 | 59 | - | - |
| 49 | KODAIR | 52 | 741 | 308 | 239 | 188 | 135 | 101 | 68 | 60 | 42 | 53 | - | - |
| 50 | GOPALPETA | - | 1079 | 447 | 333 | 254 | 244 | 177 | 140 | 112 | 90 | 90 | - | - |
| 51 | WANAPARTHY | 316 | 1588 | 935 | 845 | 687 | 668 | 580 | 563 | 481 | 436 | 395 | - | - |
| 52 | PANGAL | 51 | 1233 | 456 | 432 | 284 | 251 | 152 | 170 | 112 | 119 | 89 | - | - |
| 53 | PEBBAIR | 171 | 1347 | 549 | 448 | 375 | 312 | 242 | 245 | 146 | 112 | 120 | - | - |
| 54 | GADWAL | 430 | 1743 | 1084 | 896 | 699 | 668 | 483 | 481 | 303 | 282 | 237 | - | - |
| 55 | DHARUR | 41 | 1103 | 450 | 287 | 220 | 155 | 79 | 77 | 30 | 32 | 32 | - | - |
| 56 | MALDAKAL | 72 | 578 | 350 | 234 | 150 | 117 | 56 | 56 | 38 | 33 | 24 | - | - |
| 57 | Ghattu | - | 1007 | 370 | 241 | 180 | 162 | 62 | 45 | 28 | 27 | 28 | - | - |
| 58 | AIZA | 140 | 1256 | 526 | 388 | 296 | 288 | 174 | 170 | 120 | 130 | 112 | - | - |
| 59 | WADDEPALLE | - | 1087 | 737 | 524 | 398 | 314 | 221 | 194 | 156 | 152 | 95 | - | - |
| 60 | ITIKYAL | - | 883 | 690 | 389 | 292 | 231 | 139 | 131 | 77 | 39 | 32 | - | - |
| 61 | MANOPADU | - | 855 | 667 | 519 | 318 | 260 | 189 | 130 | 94 | 72 | 48 | - | - |
| 62 | ALAMPUR | 82 | 893 | 581 | 524 | 426 | 340 | 253 | 234 | 171 | 140 | 116 | - | - |
| 63 | VEEPANGANDLA | - | 1053 | 466 | 360 | 355 | 305 | 232 | 193 | 164 | 154 | 129 | - | - |
| 64 | KOLLAPUR | 68 | 1615 | 608 | 635 | 522 | 437 | 322 | 320 | 256 | 216 | 247 | - | - |
| TOTAL | | 6861 | 80102 | 37631 | 29907 | 24105 | 20608 | 16343 | 14846 | 11152 | 9872 | 8679 | 2 | 13 |

Table - 3.13
CLASS WISE ENROLMENT
ALL - TOTAL

2000-2001

| SL NO | MANDAL | PP | I | II | III | IV | V | VI | VII | VIII | IX | X | XI | XII |
|--------------|---------------------|--------------|---------------|--------------|--------------|--------------|--------------|--------------|--------------|--------------|--------------|--------------|-----------|-----------|
| 1 | KODANGAL | 206 | 2627 | 1161 | 901 | 720 | 662 | 568 | 526 | 487 | 381 | 362 | - | - |
| 2 | BOMRASPETA | 30 | 3119 | 1085 | 737 | 582 | 516 | 364 | 273 | 187 | 142 | 104 | - | - |
| 3 | KOSGI | 120 | 2544 | 1367 | 1125 | 902 | 799 | 682 | 665 | 520 | 429 | 326 | - | - |
| 4 | DOULATABAD | 86 | 2170 | 998 | 763 | 557 | 493 | 323 | 301 | 269 | 201 | 171 | - | - |
| 5 | DAMARAGIDDA | - | 2477 | 1331 | 949 | 649 | 457 | 306 | 254 | 186 | 172 | 156 | - | - |
| 6 | MADDUR | 142 | 2936 | 1367 | 928 | 759 | 614 | 481 | 443 | 306 | 207 | 191 | - | - |
| 7 | KOILKONDA | 28 | 3193 | 1555 | 1115 | 979 | 796 | 627 | 546 | 460 | 412 | 336 | - | - |
| 8 | HANWADA | 96 | 2842 | 1473 | 1126 | 847 | 618 | 486 | 378 | 194 | 158 | 122 | - | - |
| 9 | NAWABPET | 47 | 2301 | 1071 | 856 | 749 | 648 | 595 | 504 | 399 | 375 | 317 | - | - |
| 10 | BALANAGAR | - | 3811 | 1561 | 1274 | 1048 | 911 | 738 | 627 | 511 | 393 | 345 | - | - |
| 11 | KONDURG | - | 3135 | 1087 | 946 | 844 | 749 | 497 | 377 | 311 | 267 | 214 | - | - |
| 12 | FAROOQNAGAR | 1325 | 4374 | 2477 | 2156 | 2035 | 2000 | 1827 | 1592 | 1335 | 1096 | 943 | - | - |
| 13 | KOTHUR | 280 | 2891 | 1284 | 1142 | 1024 | 920 | 783 | 693 | 363 | 310 | 252 | - | - |
| 14 | KESHAMPETA | 288 | 1974 | 902 | 764 | 698 | 680 | 485 | 509 | 333 | 290 | 290 | - | - |
| 15 | TALAKONDAPALLE | 96 | 3215 | 1317 | 1013 | 844 | 723 | 647 | 610 | 463 | 374 | 321 | - | - |
| 16 | AMANGAL | 412 | 3321 | 1256 | 1111 | 932 | 851 | 856 | 776 | 687 | 600 | 474 | - | - |
| 17 | MADGUL | - | 2317 | 736 | 709 | 637 | 593 | 605 | 544 | 434 | 334 | 290 | - | - |
| 18 | VANGOOR | 183 | 2839 | 932 | 779 | 649 | 570 | 442 | 451 | 342 | 283 | 258 | - | - |
| 19 | VELDANDA | 55 | 2537 | 994 | 753 | 612 | 466 | 404 | 398 | 304 | 224 | 205 | - | - |
| 20 | KALWAKURTHY | 574 | 3019 | 1483 | 1381 | 1257 | 1316 | 1186 | 1073 | 969 | 910 | 833 | - | - |
| 21 | MIDJIL | 64 | 1885 | 912 | 749 | 660 | 547 | 567 | 434 | 296 | 220 | 275 | - | - |
| 22 | THIMMAJIPETA | 8 | 1947 | 916 | 634 | 474 | 389 | 339 | 317 | 217 | 169 | 134 | - | - |
| 23 | JADCHERLA | 823 | 4491 | 2386 | 2098 | 1962 | 1759 | 1595 | 1588 | 1410 | 1279 | 1126 | - | - |
| 24 | BHOOTHUPUR | 166 | 2047 | 1105 | 875 | 716 | 584 | 524 | 545 | 346 | 357 | 279 | - | - |
| 25 | MAHBUBNAGAR | 2379 | 6424 | 4609 | 4285 | 4017 | 4028 | 3844 | 3613 | 2760 | 2430 | 2266 | - | - |
| 26 | ADDAKAL | - | 2083 | 789 | 679 | 620 | 577 | 609 | 539 | 566 | 464 | 444 | - | - |
| 27 | DEVARKADARA | 336 | 2402 | 1136 | 949 | 799 | 795 | 686 | 611 | 476 | 425 | 350 | - | - |
| 28 | DHANWADA | 320 | 2230 | 1281 | 1052 | 831 | 733 | 697 | 552 | 559 | 447 | 410 | - | - |
| 29 | NARAYANPET | 937 | 3296 | 2290 | 1714 | 1332 | 1244 | 1088 | 1000 | 681 | 635 | 561 | - | - |
| 30 | UTKOOR | 63 | 2375 | 1160 | 878 | 668 | 558 | 363 | 313 | 238 | 213 | 206 | - | - |
| 31 | MAGANOOOR | 252 | 2329 | 1221 | 1019 | 676 | 522 | 318 | 252 | 151 | 124 | 119 | - | - |
| 32 | MAKTHAL | 219 | 3345 | 1719 | 1425 | 900 | 782 | 547 | 552 | 365 | 310 | 196 | - | - |
| 33 | NARVA | 79 | 2419 | 844 | 744 | 581 | 485 | 325 | 285 | 189 | 153 | 116 | - | - |
| 34 | CHINNA CHINTA KUNTA | 46 | 1671 | 883 | 671 | 672 | 599 | 679 | 660 | 538 | 426 | 391 | - | - |
| 35 | ATMAKUR | 327 | 2354 | 1254 | 1117 | 986 | 785 | 700 | 663 | 570 | 457 | 380 | - | - |
| 36 | KOTHAKOTA | 430 | 2722 | 1503 | 1305 | 1149 | 1023 | 1011 | 927 | 692 | 580 | 497 | - | - |
| 37 | PEDDAMANDADI | 120 | 1847 | 695 | 527 | 418 | 409 | 232 | 244 | 214 | 175 | 174 | - | - |
| 38 | GHANPUR | 195 | 1996 | 943 | 713 | 639 | 495 | 462 | 425 | 366 | 310 | 312 | - | - |
| 39 | BIJINAPALLE | 149 | 2627 | 1315 | 1215 | 1068 | 917 | 776 | 784 | 647 | 504 | 516 | 18 | 40 |
| 40 | NAGAR KURNOOL | 804 | 2949 | 1528 | 1463 | 1267 | 1157 | 1092 | 1033 | 1015 | 903 | 790 | - | - |
| 41 | TADOOR | - | 2199 | 670 | 589 | 403 | 313 | 335 | 345 | 279 | 221 | 195 | - | - |
| 42 | TELKAPALLE | - | 1918 | 1101 | 809 | 685 | 625 | 489 | 418 | 349 | 389 | 346 | - | - |
| 43 | UPPUNUNTHALA | 12 | 1919 | 625 | 471 | 394 | 331 | 237 | 224 | 160 | 105 | 95 | - | - |
| 44 | ACHAMPETA | 533 | 3683 | 1339 | 1138 | 967 | 956 | 905 | 789 | 635 | 536 | 512 | - | - |
| 45 | AMRABAD | 225 | 2906 | 1075 | 1003 | 886 | 714 | 593 | 527 | 488 | 452 | 430 | - | - |
| 46 | BALMOOR | 28 | 1766 | 695 | 619 | 525 | 483 | 412 | 356 | 288 | 249 | 235 | - | - |
| 47 | LINGAL | 132 | 1897 | 715 | 581 | 424 | 329 | 293 | 243 | 225 | 229 | 210 | - | - |
| 48 | PEDDAKOTHAPALLE | 268 | 2299 | 985 | 841 | 661 | 564 | 431 | 366 | 255 | 239 | 227 | - | - |
| 49 | KODAIR | 93 | 1722 | 732 | 522 | 469 | 411 | 289 | 286 | 166 | 134 | 150 | - | - |
| 50 | GOPALPETA | - | 2342 | 1059 | 833 | 676 | 625 | 507 | 430 | 320 | 273 | 264 | - | - |
| 51 | WANAPARTHY | 844 | 3341 | 2041 | 1829 | 1511 | 1493 | 1386 | 1373 | 1103 | 1006 | 846 | - | - |
| 52 | PANGAL | 139 | 2660 | 1043 | 984 | 754 | 674 | 416 | 471 | 392 | 332 | 321 | - | - |
| 53 | PEBBAIR | 393 | 2836 | 1246 | 1077 | 915 | 821 | 686 | 662 | 425 | 394 | 382 | - | - |
| 54 | GADWAL | 946 | 3645 | 2396 | 2026 | 1740 | 1589 | 1286 | 1266 | 842 | 759 | 633 | - | - |
| 55 | DHARUR | 132 | 2591 | 1099 | 843 | 659 | 547 | 324 | 283 | 196 | 167 | 179 | - | - |
| 56 | MALDAKAL | 197 | 1397 | 942 | 680 | 539 | 451 | 254 | 236 | 137 | 156 | 127 | - | - |
| 57 | Ghattu | - | 2582 | 1079 | 762 | 604 | 501 | 273 | 218 | 137 | 119 | 108 | - | - |
| 58 | AIZA | 408 | 2802 | 1209 | 1010 | 876 | 806 | 583 | 557 | 420 | 406 | 351 | - | - |
| 59 | WADDEPALLE | - | 2350 | 1690 | 1302 | 1032 | 807 | 632 | 539 | 536 | 475 | 373 | - | - |
| 60 | ITIKYAL | - | 1861 | 1499 | 975 | 767 | 645 | 449 | 424 | 279 | 202 | 184 | - | - |
| 61 | MANOPADU | - | 1812 | 1340 | 1143 | 797 | 674 | 478 | 439 | 250 | 238 | 219 | - | - |
| 62 | ALAMPUR | 225 | 1761 | 1256 | 1144 | 909 | 779 | 593 | 582 | 489 | 388 | 309 | - | - |
| 63 | VEEPANGANDLA | - | 2070 | 909 | 823 | 797 | 719 | 603 | 532 | 457 | 445 | 393 | - | - |
| 64 | KOLLAPUR | 153 | 3322 | 1381 | 1347 | 1179 | 1112 | 895 | 786 | 647 | 672 | 591 | - | - |
| TOTAL | | 16413 | 168762 | 82052 | 67991 | 56928 | 50739 | 42705 | 39229 | 30831 | 26725 | 23732 | 18 | 40 |

Table - 3.14
STAGE WISE ENROLMENT
ALL - BOYS

2000-2001

| SL NO | MANDAL | PP | I - V | VI - VII | VIII - X | XI - XII | I - X | PP - XII |
|--------------|---------------------|-------------|---------------|--------------|--------------|-----------|---------------|---------------|
| 1 | KODANGAL | 129 | 3162 | 701 | 865 | - | 4728 | 4857 |
| 2 | BOMRASPETA | 14 | 3321 | 421 | 321 | - | 4063 | 4077 |
| 3 | KOSGI | 75 | 3600 | 806 | 839 | - | 5245 | 5320 |
| 4 | DOULATABAD | 62 | 2725 | 452 | 462 | - | 3639 | 3701 |
| 5 | DAMARAGIDDA | - | 3164 | 408 | 387 | - | 3959 | 3959 |
| 6 | MADDUR | 85 | 3649 | 641 | 504 | - | 4794 | 4879 |
| 7 | KOILKONDA | 17 | 4308 | 793 | 861 | - | 5962 | 5979 |
| 8 | HANWADA | 71 | 3832 | 591 | 315 | - | 4738 | 4809 |
| 9 | NAWABPET | 31 | 3260 | 718 | 742 | - | 4720 | 4751 |
| 10 | BALANAGAR | - | 4716 | 870 | 786 | - | 6372 | 6372 |
| 11 | KONDURG | - | 3658 | 554 | 530 | - | 4742 | 4742 |
| 12 | FAROOQNAGAR | 694 | 6797 | 1761 | 1883 | - | 10441 | 11135 |
| 13 | KOTHUR | 172 | 3713 | 809 | 567 | - | 5089 | 5261 |
| 14 | KESHAMPETA | 125 | 2668 | 618 | 613 | - | 3899 | 4024 |
| 15 | TALAKONDAPALLE | 62 | 3813 | 783 | 756 | - | 5352 | 5414 |
| 16 | AMANGAL | 250 | 4170 | 1076 | 1180 | - | 6426 | 6676 |
| 17 | MADGUL | - | 2715 | 729 | 743 | - | 4187 | 4187 |
| 18 | VANGOOR | 114 | 3188 | 592 | 578 | - | 4358 | 4472 |
| 19 | VELDANDA | 24 | 2836 | 535 | 512 | - | 3883 | 3907 |
| 20 | KALWAKURTHY | 334 | 4468 | 1387 | 1635 | - | 7490 | 7824 |
| 21 | MIDJIL | 36 | 2426 | 634 | 505 | - | 3565 | 3601 |
| 22 | THIMMAJIPETA | 5 | 2260 | 374 | 310 | - | 2944 | 2949 |
| 23 | JADCHERLA | 457 | 6503 | 1776 | 2200 | - | 10479 | 10936 |
| 24 | BHOOTHPUR | 106 | 2836 | 692 | 697 | - | 4225 | 4331 |
| 25 | MAHBUBNAGAR | 1326 | 12254 | 3941 | 3632 | - | 19827 | 21153 |
| 26 | ADDAKAL | - | 2550 | 702 | 956 | - | 4208 | 4208 |
| 27 | DEVARKADARA | 219 | 3294 | 826 | 770 | - | 4890 | 5109 |
| 28 | DHANWADA | 203 | 3413 | 780 | 964 | - | 5157 | 5360 |
| 29 | NARAYANPET | 551 | 5404 | 1212 | 1065 | - | 7681 | 8232 |
| 30 | UTKOOR | 42 | 3162 | 442 | 438 | - | 4042 | 4084 |
| 31 | MAGANOOOR | 129 | 3315 | 388 | 259 | - | 3962 | 4091 |
| 32 | MAKTHAL | 134 | 4619 | 659 | 531 | - | 5809 | 5943 |
| 33 | NARVA | 43 | 2813 | 394 | 339 | - | 3546 | 3589 |
| 34 | CHINNA CHINTA KUNTA | 32 | 2339 | 792 | 888 | - | 4019 | 4051 |
| 35 | ATMAKUR | 201 | 3619 | 839 | 836 | - | 5294 | 5495 |
| 36 | KOTHAKOTA | 279 | 4328 | 1274 | 1175 | - | 6777 | 7056 |
| 37 | PEDDAMANDADI | 80 | 2115 | 274 | 367 | - | 2756 | 2836 |
| 38 | GHANPUR | 121 | 2751 | 573 | 661 | - | 3985 | 4106 |
| 39 | BIJINAPALLE | 84 | 4038 | 1009 | 1078 | 43 | 6125 | 6252 |
| 40 | NAGAR KURNOOL | 487 | 4689 | 1260 | 1634 | - | 7583 | 8070 |
| 41 | TADOOR | - | 2202 | 397 | 436 | - | 3035 | 3035 |
| 42 | TELKAPALLE | - | 2892 | 611 | 729 | - | 4232 | 4232 |
| 43 | UPPUNUNTHALA | 3 | 1967 | 308 | 240 | - | 2515 | 2518 |
| 44 | ACHAMPETA | 301 | 4390 | 1054 | 1080 | - | 6524 | 6825 |
| 45 | AMRABAD | 107 | 3587 | 814 | 1045 | - | 5446 | 5553 |
| 46 | BALMOOR | 14 | 2165 | 488 | 529 | - | 3182 | 3196 |
| 47 | LINGAL | 85 | 2245 | 399 | 527 | - | 3171 | 3256 |
| 48 | PEDDAKOTHAPALLE | 141 | 3098 | 549 | 494 | - | 4141 | 4282 |
| 49 | KODAIR | 41 | 2245 | 406 | 295 | - | 2946 | 2987 |
| 50 | GOPALPETA | - | 3178 | 620 | 565 | - | 4363 | 4363 |
| 51 | WANAPARTHY | 528 | 5492 | 1616 | 1643 | - | 8751 | 9279 |
| 52 | PANGAL | 88 | 3459 | 565 | 725 | - | 4749 | 4837 |
| 53 | PEBBAIR | 222 | 3864 | 861 | 823 | - | 5548 | 5770 |
| 54 | GADWAL | 516 | 6306 | 1588 | 1412 | - | 9306 | 9822 |
| 55 | DHARUR | 91 | 3524 | 451 | 448 | - | 4423 | 4514 |
| 56 | MALDAKAL | 125 | 2580 | 378 | 325 | - | 3283 | 3408 |
| 57 | GHATTU | - | 3568 | 384 | 281 | - | 4233 | 4233 |
| 58 | AIZA | 268 | 3949 | 796 | 815 | - | 5560 | 5828 |
| 59 | WADDEPALLE | - | 4121 | 756 | 981 | - | 5858 | 5858 |
| 60 | ITIKYAL | - | 3262 | 633 | 517 | - | 4412 | 4412 |
| 61 | MANOPADU | - | 3147 | 548 | 493 | - | 4188 | 4188 |
| 62 | ALAMPUR | 143 | 3085 | 688 | 759 | - | 4532 | 4675 |
| 63 | VEEPANGANDLA | - | 2778 | 710 | 848 | - | 4336 | 4336 |
| 64 | KOLLAPUR | 85 | 4524 | 1039 | 1191 | - | 6754 | 6839 |
| TOTAL | | 9552 | 234119 | 50745 | 51585 | 43 | 336449 | 346044 |

Director of Education

Administration.

17-A, Sri Aurobindo Marg,

New Delhi-110016

DOC, No.....

Date.....

D-11565
12-08-2002

Table - 3.15
STAGE WISE ENROLMENT
ALL - GIRLS

2000-2001

| SL NO | MANDAL | PP | I - V | VI - VII | VIII - X | XI - XII | I - X | PP - XII |
|--------------|---------------------|-------------|---------------|--------------|--------------|-----------|---------------|---------------|
| 1 | KODANGAL | 77 | 2909 | 393 | 365 | - | 3667 | 3744 |
| 2 | BOMRASPETA | 16 | 2718 | 216 | 112 | - | 3046 | 3062 |
| 3 | KOSGI | 45 | 3137 | 541 | 436 | - | 4114 | 4159 |
| 4 | DOULATABAD | 24 | 2256 | 172 | 179 | - | 2607 | 2631 |
| 5 | DAMARAGIDDA | - | 2699 | 152 | 127 | - | 2978 | 2978 |
| 6 | MADDUR | 57 | 2955 | 283 | 200 | - | 3438 | 3495 |
| 7 | KOILKONDA | 11 | 3330 | 380 | 347 | - | 4057 | 4068 |
| 8 | HANWADA | 25 | 3074 | 273 | 159 | - | 3506 | 3531 |
| 9 | NAWABPET | 16 | 2365 | 381 | 349 | - | 3095 | 3111 |
| 10 | BALANAGAR | - | 3889 | 495 | 463 | - | 4847 | 4847 |
| 11 | KONDURG | - | 3103 | 320 | 262 | - | 3685 | 3685 |
| 12 | FAROOQNAGAR | 631 | 6245 | 1658 | 1491 | - | 9394 | 10025 |
| 13 | KOTHUR | 108 | 3548 | 667 | 358 | - | 4573 | 4681 |
| 14 | KESHAMPETA | 163 | 2350 | 376 | 300 | - | 3026 | 3189 |
| 15 | TALAKONDAPALLE | 34 | 3299 | 474 | 402 | - | 4175 | 4209 |
| 16 | AMANGAL | 162 | 3301 | 556 | 581 | - | 4438 | 4600 |
| 17 | MADGUL | - | 2277 | 420 | 315 | - | 3012 | 3012 |
| 18 | VANGOOR | 69 | 2581 | 301 | 305 | - | 3187 | 3256 |
| 19 | VELDANDA | 31 | 2526 | 267 | 221 | - | 3014 | 3045 |
| 20 | KALWAKURTHY | 240 | 3988 | 872 | 1077 | - | 5937 | 6177 |
| 21 | MIDJIL | 28 | 2327 | 367 | 286 | - | 2980 | 3008 |
| 22 | THIMMAJIPETA | 3 | 2100 | 282 | 210 | - | 2592 | 2595 |
| 23 | JADCHERLA | 366 | 6193 | 1407 | 1615 | - | 9215 | 9581 |
| 24 | BHOOTHPUR | 60 | 2491 | 377 | 285 | - | 3153 | 3213 |
| 25 | MAHBUBNAGAR | 1053 | 11109 | 3516 | 3824 | - | 18449 | 19502 |
| 26 | ADDAKAL | - | 2198 | 446 | 518 | - | 3162 | 3162 |
| 27 | DEVARKADARA | 117 | 2787 | 471 | 481 | - | 3739 | 3856 |
| 28 | DHANWADA | 117 | 2714 | 469 | 452 | - | 3635 | 3752 |
| 29 | NARAYANPET | 386 | 4472 | 876 | 812 | - | 6160 | 6546 |
| 30 | UTKOOR | 21 | 2477 | 234 | 219 | - | 2930 | 2951 |
| 31 | MAGANOOOR | 123 | 2452 | 182 | 135 | - | 2769 | 2892 |
| 32 | MAKTHAL | 85 | 3552 | 440 | 340 | - | 4332 | 4417 |
| 33 | NARVA | 36 | 2260 | 216 | 119 | - | 2595 | 2631 |
| 34 | CHINNA CHINTA KUNTA | 14 | 2157 | 547 | 467 | - | 3171 | 3185 |
| 35 | ATMAKUR | 126 | 2877 | 524 | 571 | - | 3972 | 4098 |
| 36 | KOTHAKOTA | 151 | 3374 | 664 | 594 | - | 4632 | 4783 |
| 37 | PEDDAMANDADI | 40 | 1781 | 202 | 196 | - | 2179 | 2219 |
| 38 | GHANPUR | 74 | 2035 | 314 | 327 | - | 2676 | 2750 |
| 39 | BIJINAPALLE | 65 | 3104 | 551 | 589 | 15 | 4244 | 4324 |
| 40 | NAGAR KURNOOL | 317 | 3675 | 865 | 1074 | - | 5614 | 5931 |
| 41 | TADOOR | - | 1972 | 283 | 259 | - | 2514 | 2514 |
| 42 | TELKAPALLE | - | 2246 | 296 | 355 | - | 2897 | 2897 |
| 43 | UPPUNUNTHALA | 9 | 1773 | 153 | 120 | - | 2046 | 2055 |
| 44 | ACHAMPETA | 232 | 3693 | 640 | 603 | - | 4936 | 5168 |
| 45 | AMRABAD | 118 | 2997 | 306 | 325 | - | 3628 | 3746 |
| 46 | BALMOOR | 14 | 1923 | 280 | 243 | - | 2446 | 2460 |
| 47 | LINGAL | 47 | 1701 | 137 | 137 | - | 1975 | 2022 |
| 48 | PEDDAKOTHAPALLE | 127 | 2252 | 248 | 227 | - | 2727 | 2854 |
| 49 | KODAIR | 52 | 1611 | 169 | 155 | - | 1935 | 1987 |
| 50 | GOPALPETA | - | 2357 | 317 | 292 | - | 2966 | 2966 |
| 51 | WANAPARTHY | 316 | 4723 | 1143 | 1312 | - | 7178 | 7494 |
| 52 | PANGAL | 51 | 2656 | 322 | 320 | - | 3298 | 3349 |
| 53 | PEBBAIR | 171 | 3031 | 487 | 378 | - | 3896 | 4067 |
| 54 | GADWAL | 430 | 5090 | 964 | 822 | - | 6876 | 7306 |
| 55 | DHARUR | 41 | 2215 | 156 | 94 | - | 2465 | 2506 |
| 56 | MALDAKAL | 72 | 1429 | 112 | 95 | - | 1636 | 1708 |
| 57 | GHATTU | - | 1960 | 107 | 83 | - | 2150 | 2150 |
| 58 | AIZA | 140 | 2754 | 344 | 362 | - | 3460 | 3600 |
| 59 | WADDEPALLE | - | 3060 | 415 | 403 | - | 3878 | 3878 |
| 60 | ITIKYAL | - | 2485 | 240 | 148 | - | 2873 | 2873 |
| 61 | MANOPADU | - | 2619 | 369 | 214 | - | 3202 | 3202 |
| 62 | ALAMPUR | 82 | 2764 | 487 | 427 | - | 3678 | 3760 |
| 63 | VEEPANGANDLA | - | 2540 | 425 | 447 | - | 3412 | 3412 |
| 64 | KOLLAPUR | 68 | 3817 | 642 | 719 | - | 5178 | 5246 |
| TOTAL | | 6861 | 192353 | 31189 | 29703 | 15 | 253245 | 260121 |

Table - 3.16
STAGE WISE ENROLMENT
ALL - TOTAL

2000-2001

| SL NO | MANDAL | PP | I - V | VI - VII | VIII - X | XI - XII | I - X | PP - XII |
|--------------|---------------------|--------------|---------------|--------------|--------------|-----------|---------------|---------------|
| 1 | KODANGAL | 206 | 6071 | 1094 | 1230 | - | 8395 | 8601 |
| 2 | BOMRASPETA | 30 | 6039 | 637 | 433 | - | 7109 | 7139 |
| 3 | KOSGI | 120 | 6737 | 1347 | 1275 | - | 9359 | 9479 |
| 4 | DOULATABAD | 86 | 4981 | 624 | 641 | - | 6246 | 6332 |
| 5 | DAMARAGIDDA | - | 5863 | 560 | 514 | - | 6937 | 6937 |
| 6 | MADDUR | 142 | 6604 | 924 | 704 | - | 8232 | 8374 |
| 7 | KOILKONDA | 28 | 7638 | 1173 | 1208 | - | 10019 | 10047 |
| 8 | HANWADA | 96 | 6906 | 864 | 474 | - | 8244 | 8340 |
| 9 | NAWABPET | 47 | 5625 | 1099 | 1091 | - | 7815 | 7862 |
| 10 | BALANAGAR | - | 8605 | 1365 | 1249 | - | 11219 | 11219 |
| 11 | KONDURG | - | 6761 | 874 | 792 | - | 8427 | 8427 |
| 12 | FAROOQNAGAR | 1325 | 13042 | 3419 | 3374 | - | 19835 | 21160 |
| 13 | KOTHUR | 280 | 7261 | 1476 | 925 | - | 9662 | 9942 |
| 14 | KESHAMPETA | 288 | 5018 | 994 | 913 | - | 6925 | 7213 |
| 15 | TALAKONDAPALLE | 96 | 7112 | 1257 | 1158 | - | 9527 | 9623 |
| 16 | AMANGAL | 412 | 7471 | 1632 | 1761 | - | 10864 | 11276 |
| 17 | MADGUL | - | 4992 | 1149 | 1058 | - | 7199 | 7199 |
| 18 | VANGOOR | 183 | 5769 | 893 | 883 | - | 7545 | 7728 |
| 19 | VELDANDA | 55 | 5362 | 802 | 733 | - | 6897 | 6952 |
| 20 | KALWAKURTHY | 574 | 8456 | 2259 | 2712 | - | 13427 | 14001 |
| 21 | MIDJIL | 64 | 4753 | 1001 | 791 | - | 6545 | 6609 |
| 22 | THIMMAJIPETA | 8 | 4360 | 656 | 520 | - | 5536 | 5544 |
| 23 | JADCHERLA | 823 | 12696 | 3183 | 3815 | - | 19694 | 20517 |
| 24 | BHOOTHPUR | 166 | 5327 | 1069 | 982 | - | 7378 | 7544 |
| 25 | MAHBUBNAGAR | 2379 | 23363 | 7457 | 7456 | - | 38276 | 40655 |
| 26 | ADDAKAL | - | 4748 | 1148 | 1474 | - | 7370 | 7370 |
| 27 | DEVARKADARA | 336 | 6081 | 1297 | 1251 | - | 8629 | 8965 |
| 28 | DHANWADA | 320 | 6127 | 1249 | 1416 | - | 8792 | 9112 |
| 29 | NARAYANPET | 937 | 9876 | 2088 | 1877 | - | 13841 | 14778 |
| 30 | UTKOOR | 63 | 5639 | 676 | 657 | - | 6972 | 7035 |
| 31 | MAGANOOOR | 252 | 5767 | 570 | 394 | - | 6731 | 6983 |
| 32 | MAKTHAL | 219 | 8171 | 1099 | 871 | - | 10141 | 10360 |
| 33 | NARVA | 79 | 5073 | 610 | 458 | - | 6141 | 6220 |
| 34 | CHINNA CHINTA KUNTA | 46 | 4496 | 1339 | 1355 | - | 7190 | 7236 |
| 35 | ATMAKUR | 327 | 6496 | 1363 | 1407 | - | 9266 | 9593 |
| 36 | KOTHAKOTA | 430 | 7702 | 1938 | 1769 | - | 11409 | 11839 |
| 37 | PEDDAMANDADI | 120 | 3896 | 476 | 563 | - | 4935 | 5055 |
| 38 | GHANPUR | 195 | 4786 | 887 | 988 | - | 6661 | 6856 |
| 39 | BIJINAPALLE | 149 | 7142 | 1560 | 1667 | 58 | 10369 | 10576 |
| 40 | NAGAR KURNOOL | 804 | 8364 | 2125 | 2708 | - | 13197 | 14001 |
| 41 | TADOOR | - | 4174 | 680 | 695 | - | 5549 | 5549 |
| 42 | TELKAPALLE | - | 5138 | 907 | 1084 | - | 7129 | 7129 |
| 43 | UPPUNUNTHALA | 12 | 3740 | 461 | 360 | - | 4561 | 4573 |
| 44 | ACHAMPETA | 533 | 8083 | 1694 | 1683 | - | 11460 | 11993 |
| 45 | AMRABAD | 225 | 6584 | 1120 | 1370 | - | 9074 | 9299 |
| 46 | BALMOOR | 28 | 4088 | 768 | 772 | - | 5628 | 5656 |
| 47 | LINGAL | 132 | 3946 | 536 | 664 | - | 5146 | 5278 |
| 48 | PEDDAKOTHAPALLE | 268 | 5350 | 797 | 721 | - | 6868 | 7136 |
| 49 | KODAIR | 93 | 3856 | 575 | 450 | - | 4881 | 4974 |
| 50 | GOPALPETA | - | 5535 | 937 | 857 | - | 7329 | 7329 |
| 51 | WANAPARTHY | 844 | 10215 | 2759 | 2955 | - | 15929 | 16773 |
| 52 | PANGAL | 139 | 6115 | 887 | 1045 | - | 8047 | 8186 |
| 53 | PEBBAIR | 393 | 6895 | 1348 | 1201 | - | 9444 | 9837 |
| 54 | GADWAL | 946 | 11396 | 2552 | 2234 | - | 16182 | 17128 |
| 55 | DHARUR | 132 | 5739 | 607 | 542 | - | 6888 | 7020 |
| 56 | MALDAKAL | 197 | 4009 | 490 | 420 | - | 4919 | 5116 |
| 57 | GHATTU | - | 5528 | 491 | 364 | - | 6383 | 6383 |
| 58 | AIZA | 408 | 6703 | 1140 | 1177 | - | 9020 | 9428 |
| 59 | WADDEPALLE | - | 7181 | 1171 | 1384 | - | 9736 | 9736 |
| 60 | ITIKYAL | - | 5747 | 873 | 665 | - | 7285 | 7285 |
| 61 | MANOPADU | - | 5766 | 917 | 707 | - | 7390 | 7390 |
| 62 | ALAMPUR | 225 | 5849 | 1175 | 1186 | - | 8210 | 8435 |
| 63 | VEEPANGANDLA | - | 5318 | 1135 | 1295 | - | 7748 | 7748 |
| 64 | KOLLAPUR | 153 | 8341 | 1681 | 1910 | - | 11932 | 12085 |
| TOTAL | | 16413 | 426472 | 81934 | 81288 | 58 | 589694 | 606165 |

Table - 3.21
CLASS WISE ENROLMENT
BC - BOYS

2000-2001

| SL NO | MANDAL | PP | I | II | III | IV | V | VI | VII | VIII | IX | X | XI | XII |
|--------------|---------------------|-------------|--------------|--------------|--------------|--------------|--------------|--------------|--------------|--------------|-------------|-------------|----------|----------|
| 1 | KODANGAL | 68 | 776 | 342 | 252 | 215 | 229 | 231 | 180 | 215 | 158 | 142 | - | - |
| 2 | BOMRASPETA | - | 745 | 306 | 262 | 202 | 199 | 151 | 130 | 93 | 72 | 46 | - | - |
| 3 | KOSGI | 42 | 845 | 477 | 369 | 324 | 321 | 261 | 258 | 195 | 173 | 122 | - | - |
| 4 | DOULATABAD | 44 | 704 | 323 | 250 | 235 | 199 | 155 | 144 | 139 | 88 | 82 | - | - |
| 5 | DAMARAGIDDA | - | 870 | 487 | 359 | 261 | 202 | 140 | 117 | 98 | 82 | 69 | - | - |
| 6 | MADDUR | 47 | 861 | 415 | 281 | 258 | 228 | 184 | 167 | 120 | 83 | 85 | - | - |
| 7 | KOILKONDA | 6 | 937 | 472 | 373 | 341 | 297 | 261 | 251 | 202 | 172 | 150 | - | - |
| 8 | HANWADA | 53 | 872 | 448 | 364 | 351 | 250 | 220 | 168 | 87 | 77 | 61 | - | - |
| 9 | NAWABPET | 22 | 776 | 373 | 329 | 280 | 258 | 244 | 197 | 182 | 162 | 156 | - | - |
| 10 | BALANAGAR | - | 686 | 282 | 329 | 297 | 259 | 204 | 209 | 190 | 138 | 132 | - | - |
| 11 | KONDURG | - | 860 | 303 | 280 | 240 | 229 | 176 | 131 | 139 | 100 | 86 | - | - |
| 12 | FAROOQNAGAR | 310 | 1000 | 581 | 519 | 454 | 499 | 442 | 418 | 365 | 316 | 258 | - | - |
| 13 | KOTHUR | 59 | 753 | 318 | 316 | 273 | 280 | 250 | 232 | 129 | 143 | 98 | - | - |
| 14 | KESHAMPETA | 47 | 497 | 235 | 210 | 214 | 208 | 167 | 188 | 134 | 104 | 131 | - | - |
| 15 | TALAKONDAPALLE | 40 | 725 | 319 | 250 | 272 | 251 | 211 | 269 | 175 | 129 | 102 | - | - |
| 16 | AMANGAL | 109 | 545 | 255 | 243 | 268 | 252 | 264 | 264 | 214 | 202 | 164 | - | - |
| 17 | MADGUL | - | 522 | 163 | 174 | 196 | 176 | 221 | 195 | 180 | 153 | 116 | - | - |
| 18 | VANGOOR | 87 | 700 | 274 | 274 | 224 | 215 | 162 | 181 | 142 | 109 | 100 | - | - |
| 19 | VELDANDA | 19 | 472 | 234 | 215 | 181 | 152 | 141 | 156 | 137 | 96 | 93 | - | - |
| 20 | KALWAKURTHY | 132 | 716 | 354 | 315 | 326 | 346 | 292 | 274 | 225 | 186 | 180 | - | - |
| 21 | MIDJIL | 28 | 455 | 211 | 212 | 205 | 173 | 214 | 155 | 126 | 75 | 113 | - | - |
| 22 | THIMMAJIPETA | 5 | 438 | 215 | 149 | 125 | 106 | 89 | 94 | 51 | 61 | 36 | - | - |
| 23 | JADCHERLA | 152 | 942 | 517 | 467 | 475 | 448 | 399 | 437 | 355 | 299 | 261 | - | - |
| 24 | BHOOTHPUR | 49 | 543 | 313 | 282 | 202 | 190 | 185 | 202 | 134 | 140 | 95 | - | - |
| 25 | MAHBUBNAGAR | 661 | 1587 | 1083 | 1026 | 976 | 1009 | 994 | 868 | 612 | 577 | 538 | - | - |
| 26 | ADDAKAL | - | 741 | 297 | 275 | 243 | 250 | 262 | 231 | 245 | 167 | 177 | - | - |
| 27 | DEVARKADARA | 98 | 797 | 406 | 335 | 303 | 342 | 307 | 261 | 195 | 165 | 129 | - | - |
| 28 | DHANWADA | 125 | 662 | 412 | 347 | 259 | 250 | 242 | 207 | 207 | 176 | 144 | - | - |
| 29 | NARAYANPET | 229 | 1034 | 739 | 603 | 460 | 404 | 363 | 372 | 264 | 231 | 206 | - | - |
| 30 | UTKOOR | 33 | 872 | 417 | 314 | 225 | 197 | 108 | 97 | 79 | 96 | 64 | - | - |
| 31 | MAGANNOOR | 97 | 883 | 501 | 386 | 247 | 226 | 135 | 104 | 71 | 47 | 52 | - | - |
| 32 | MAKTHAL | 103 | 1372 | 695 | 573 | 385 | 290 | 221 | 198 | 168 | 129 | 92 | - | - |
| 33 | NARVA | 29 | 857 | 293 | 270 | 246 | 195 | 152 | 121 | 90 | 54 | 62 | - | - |
| 34 | CHINNA CHINTA KUNTA | 18 | 496 | 240 | 192 | 215 | 210 | 212 | 223 | 213 | 155 | 152 | - | - |
| 35 | ATMAKUR | 108 | 738 | 406 | 394 | 335 | 297 | 243 | 263 | 204 | 166 | 162 | - | - |
| 36 | KOTHAKOTA | 149 | 944 | 480 | 482 | 451 | 364 | 351 | 341 | 227 | 176 | 148 | - | - |
| 37 | PEDDAMANDADI | 61 | 553 | 229 | 167 | 133 | 131 | 84 | 91 | 80 | 77 | 71 | - | - |
| 38 | GHANPUR | 65 | 643 | 288 | 248 | 231 | 176 | 181 | 156 | 181 | 135 | 116 | - | - |
| 39 | BIJINAPALLE | 41 | 753 | 396 | 412 | 362 | 339 | 275 | 291 | 250 | 173 | 177 | 2 | 6 |
| 40 | NAGAR KURNOOL | 194 | 929 | 412 | 420 | 334 | 342 | 316 | 296 | 283 | 235 | 211 | - | - |
| 41 | TADOOR | - | 632 | 218 | 184 | 106 | 91 | 106 | 121 | 113 | 79 | 72 | - | - |
| 42 | TELKAPALLE | - | 605 | 364 | 274 | 251 | 228 | 196 | 160 | 125 | 136 | 124 | - | - |
| 43 | UPPUNUNTHALA | 2 | 454 | 181 | 143 | 140 | 120 | 104 | 104 | 75 | 37 | 37 | - | - |
| 44 | ACHAMPETA | 114 | 599 | 301 | 261 | 205 | 243 | 192 | 178 | 151 | 152 | 116 | - | - |
| 45 | AMRABAD | 27 | 464 | 187 | 176 | 137 | 140 | 138 | 117 | 113 | 90 | 83 | - | - |
| 46 | BALMOOR | - | 428 | 180 | 168 | 141 | 135 | 109 | 119 | 113 | 108 | 108 | - | - |
| 47 | LINGAL | 32 | 511 | 180 | 138 | 128 | 111 | 84 | 67 | 45 | 46 | 32 | - | - |
| 48 | PEDDAKOTHAPALLE | 104 | 781 | 330 | 332 | 279 | 215 | 185 | 154 | 105 | 99 | 105 | - | - |
| 49 | KODAIR | 23 | 534 | 244 | 167 | 174 | 166 | 112 | 156 | 67 | 57 | 59 | - | - |
| 50 | GOPALPETA | - | 608 | 305 | 277 | 214 | 179 | 176 | 156 | 112 | 111 | 76 | - | - |
| 51 | WANAPARTHY | 371 | 1019 | 605 | 489 | 472 | 448 | 428 | 434 | 344 | 332 | 241 | - | - |
| 52 | PANGAL | 46 | 942 | 340 | 348 | 306 | 282 | 182 | 225 | 202 | 155 | 164 | - | - |
| 53 | PEBBAIR | 176 | 1005 | 451 | 364 | 352 | 342 | 309 | 300 | 205 | 228 | 201 | - | - |
| 54 | GADWAL | 289 | 1215 | 846 | 704 | 644 | 600 | 479 | 506 | 341 | 285 | 243 | - | - |
| 55 | DHARUR | 51 | 1019 | 465 | 380 | 312 | 271 | 174 | 138 | 120 | 106 | 112 | - | - |
| 56 | MALDAKAL | 103 | 582 | 420 | 297 | 259 | 218 | 120 | 112 | 62 | 82 | 63 | - | - |
| 57 | GHATTU | - | 1207 | 515 | 384 | 316 | 243 | 164 | 120 | 67 | 60 | 55 | - | - |
| 58 | AIZA | 118 | 997 | 446 | 412 | 369 | 348 | 287 | 287 | 173 | 169 | 160 | - | - |
| 59 | WADDEPALLE | - | 695 | 593 | 484 | 410 | 288 | 281 | 226 | 232 | 220 | 165 | - | - |
| 60 | ITIKYAL | - | 587 | 552 | 386 | 315 | 272 | 200 | 215 | 107 | 92 | 82 | - | - |
| 61 | MANOPADU | - | 542 | 376 | 338 | 274 | 240 | 161 | 147 | 86 | 84 | 85 | - | - |
| 62 | ALAMPUR | 50 | 480 | 364 | 307 | 247 | 243 | 178 | 177 | 142 | 146 | 92 | - | - |
| 63 | VEEPANGANDLA | - | 628 | 279 | 274 | 277 | 271 | 259 | 229 | 203 | 193 | 178 | - | - |
| 64 | KOLLAPUR | 50 | 917 | 462 | 410 | 373 | 367 | 323 | 284 | 250 | 281 | 190 | - | - |
| TOTAL | | 4886 | 48552 | 24715 | 21215 | 18525 | 17050 | 14657 | 13869 | 10949 | 9425 | 8222 | 2 | 6 |

Table - 3.22
CLASS WISE ENROLMENT
BC - GIRLS

2000-2001

| SL NO | MANDAL | PP | I | II | III | IV | V | VI | VII | VIII | IX | X | XI | XII |
|--------------|---------------------|-------------|--------------|--------------|--------------|--------------|--------------|-------------|-------------|-------------|-------------|-------------|----------|----------|
| 1 | KODANGAL | 42 | 724 | 305 | 244 | 170 | 149 | 102 | 93 | 68 | 59 | 43 | - | - |
| 2 | BOMRASPETA | - | 706 | 307 | 196 | 173 | 150 | 71 | 48 | 31 | 18 | 14 | - | - |
| 3 | KOSGI | 35 | 794 | 433 | 338 | 231 | 189 | 171 | 138 | 107 | 84 | 52 | - | - |
| 4 | DOULATABAD | 12 | 650 | 292 | 213 | 145 | 102 | 56 | 41 | 36 | 32 | 20 | - | - |
| 5 | DAMARAGIDDA | - | 826 | 420 | 282 | 169 | 110 | 63 | 40 | 31 | 22 | 27 | - | - |
| 6 | MADDUR | 31 | 734 | 349 | 261 | 155 | 112 | 69 | 73 | 36 | 30 | 24 | - | - |
| 7 | KOILKONDA | 5 | 798 | 424 | 283 | 232 | 193 | 136 | 98 | 83 | 68 | 64 | - | - |
| 8 | HANWADA | 20 | 788 | 404 | 293 | 203 | 161 | 106 | 92 | 49 | 33 | 26 | - | - |
| 9 | NAWABPET | 13 | 616 | 289 | 245 | 191 | 143 | 137 | 112 | 94 | 84 | 59 | - | - |
| 10 | BALANAGAR | - | 692 | 338 | 279 | 247 | 223 | 175 | 122 | 104 | 83 | 68 | - | - |
| 11 | KONDUR | - | 792 | 298 | 276 | 217 | 156 | 122 | 76 | 64 | 57 | 52 | - | - |
| 12 | FAROOQNAGAR | 269 | 974 | 581 | 455 | 481 | 420 | 431 | 346 | 283 | 201 | 175 | - | - |
| 13 | KOTHUR | 34 | 753 | 357 | 317 | 289 | 236 | 199 | 154 | 100 | 68 | 51 | - | - |
| 14 | KESHAMPETA | 67 | 486 | 260 | 213 | 206 | 190 | 119 | 135 | 55 | 69 | 54 | - | - |
| 15 | TALAKONDAPALLE | 20 | 745 | 284 | 239 | 237 | 185 | 163 | 129 | 94 | 66 | 58 | - | - |
| 16 | AMANGAL | 71 | 535 | 264 | 244 | 199 | 185 | 163 | 140 | 127 | 105 | 94 | - | - |
| 17 | MADGUL | - | 472 | 176 | 172 | 134 | 127 | 114 | 116 | 64 | 45 | 39 | - | - |
| 18 | VANGOOR | 49 | 751 | 227 | 217 | 143 | 118 | 92 | 94 | 73 | 58 | 41 | - | - |
| 19 | VELDANDA | 18 | 525 | 214 | 188 | 151 | 113 | 97 | 66 | 54 | 36 | 29 | - | - |
| 20 | KALWAKURTHY | 100 | 738 | 296 | 318 | 277 | 274 | 222 | 187 | 175 | 155 | 157 | - | - |
| 21 | MIDJIL | 26 | 447 | 280 | 209 | 182 | 161 | 130 | 97 | 58 | 43 | 37 | - | - |
| 22 | THIMMAJIPETA | 3 | 458 | 231 | 175 | 113 | 86 | 74 | 59 | 47 | 24 | 28 | - | - |
| 23 | JADCHERLA | 96 | 971 | 542 | 422 | 447 | 369 | 359 | 290 | 269 | 244 | 165 | - | - |
| 24 | BHOOTHUPUR | 28 | 610 | 337 | 184 | 182 | 132 | 114 | 109 | 60 | 44 | 43 | - | - |
| 25 | MAHBUBNAGAR | 464 | 1433 | 1005 | 896 | 831 | 823 | 781 | 766 | 560 | 479 | 466 | - | - |
| 26 | ADDAKAL | - | 722 | 256 | 197 | 194 | 173 | 155 | 141 | 119 | 108 | 62 | - | - |
| 27 | DEVARKADARA | 53 | 781 | 355 | 311 | 218 | 199 | 156 | 124 | 101 | 76 | 77 | - | - |
| 28 | DHANWADA | 72 | 644 | 325 | 259 | 221 | 161 | 149 | 109 | 80 | 72 | 68 | - | - |
| 29 | NARAYANPET | 168 | 966 | 644 | 487 | 336 | 296 | 273 | 244 | 165 | 161 | 144 | - | - |
| 30 | UTKOOR | 12 | 756 | 331 | 244 | 157 | 123 | 66 | 69 | 47 | 48 | 52 | - | - |
| 31 | MAGANOOOR | 93 | 721 | 338 | 284 | 153 | 130 | 58 | 57 | 31 | 25 | 22 | - | - |
| 32 | MAKTHAL | 56 | 1145 | 561 | 397 | 230 | 182 | 115 | 122 | 58 | 52 | 44 | - | - |
| 33 | NARVA | 28 | 736 | 262 | 222 | 160 | 118 | 74 | 50 | 30 | 9 | 14 | - | - |
| 34 | CHINNA CHINTA KUNTA | 8 | 477 | 307 | 199 | 170 | 114 | 149 | 141 | 80 | 65 | 61 | - | - |
| 35 | ATMAKUR | 75 | 717 | 354 | 303 | 262 | 185 | 162 | 143 | 120 | 97 | 76 | - | - |
| 36 | KOTHAKOTA | 73 | 799 | 446 | 304 | 295 | 244 | 173 | 154 | 109 | 87 | 59 | - | - |
| 37 | PEDDAMANDADI | 26 | 525 | 183 | 127 | 112 | 109 | 55 | 59 | 49 | 35 | 36 | - | - |
| 38 | GHANPUR | 45 | 542 | 247 | 193 | 167 | 107 | 91 | 100 | 61 | 46 | 59 | - | - |
| 39 | BIJINAPALLE | 40 | 662 | 351 | 321 | 262 | 212 | 147 | 150 | 99 | 94 | 101 | 1 | 7 |
| 40 | NAGAR KURNOOL | 131 | 751 | 367 | 295 | 252 | 172 | 203 | 162 | 165 | 137 | 120 | - | - |
| 41 | TADOOR | - | 630 | 175 | 144 | 119 | 71 | 77 | 90 | 66 | 37 | 32 | - | - |
| 42 | TELKAPALLE | - | 513 | 300 | 177 | 157 | 122 | 92 | 68 | 59 | 61 | 45 | - | - |
| 43 | UPPUNUNTHALA | 4 | 463 | 149 | 145 | 107 | 91 | 50 | 49 | 23 | 22 | 20 | - | - |
| 44 | ACHAMPETA | 117 | 592 | 238 | 207 | 166 | 170 | 140 | 128 | 93 | 85 | 95 | - | - |
| 45 | AMRABAD | 34 | 479 | 175 | 148 | 122 | 117 | 77 | 63 | 62 | 57 | 52 | - | - |
| 46 | BALMOOR | - | 449 | 183 | 150 | 124 | 119 | 97 | 82 | 53 | 36 | 45 | - | - |
| 47 | LINGAL | 9 | 411 | 144 | 124 | 90 | 50 | 32 | 31 | 29 | 19 | 14 | - | - |
| 48 | PEDDAKOTHAPALLE | 61 | 644 | 266 | 178 | 156 | 121 | 69 | 56 | 45 | 47 | 24 | - | - |
| 49 | KODAIR | 32 | 413 | 169 | 126 | 112 | 80 | 55 | 42 | 25 | 15 | 25 | - | - |
| 50 | GOPALPETA | - | 510 | 253 | 168 | 143 | 116 | 93 | 78 | 56 | 36 | 49 | - | - |
| 51 | WANAPARTHY | 213 | 878 | 513 | 435 | 431 | 355 | 331 | 290 | 282 | 206 | 204 | - | - |
| 52 | PANGAL | 24 | 848 | 300 | 314 | 206 | 162 | 104 | 114 | 72 | 73 | 47 | - | - |
| 53 | PEBBAIR | 103 | 875 | 371 | 294 | 245 | 216 | 167 | 146 | 102 | 77 | 86 | - | - |
| 54 | GADWAL | 252 | 1153 | 679 | 563 | 431 | 384 | 273 | 280 | 184 | 134 | 134 | - | - |
| 55 | DHARUR | 2 | 764 | 312 | 199 | 137 | 108 | 45 | 42 | 14 | 17 | 16 | - | - |
| 56 | MALDAKAL | 53 | 399 | 240 | 146 | 86 | 74 | 30 | 35 | 17 | 18 | 13 | - | - |
| 57 | GHATTU | - | 725 | 266 | 175 | 125 | 110 | 41 | 32 | 19 | 17 | 21 | - | - |
| 58 | AIZA | 96 | 849 | 341 | 223 | 189 | 180 | 109 | 100 | 72 | 75 | 75 | - | - |
| 59 | WADDEPALLE | - | 618 | 460 | 309 | 268 | 202 | 133 | 120 | 95 | 84 | 43 | - | - |
| 60 | ITIKYAL | - | 556 | 457 | 276 | 196 | 142 | 88 | 45 | 34 | 11 | 14 | - | - |
| 61 | MANOPADU | - | 445 | 382 | 283 | 197 | 161 | 114 | 113 | 49 | 38 | 27 | - | - |
| 62 | ALAMPUR | 35 | 460 | 318 | 296 | 227 | 184 | 137 | 131 | 74 | 62 | 59 | - | - |
| 63 | VEEPANGANDLA | - | 604 | 308 | 232 | 231 | 186 | 155 | 121 | 99 | 85 | 74 | - | - |
| 64 | KOLLAPUR | 41 | 876 | 345 | 330 | 297 | 249 | 182 | 162 | 143 | 123 | 121 | - | - |
| TOTAL | | 3359 | 44116 | 21584 | 16944 | 13756 | 11402 | 8983 | 7864 | 5803 | 4754 | 4216 | 1 | 7 |

Table - 3.23
CLASS WISE ENROLMENT
BC - TOTAL

2000-2001

| SL NO | MANDAL | PP | I | II | III | IV | V | VI | VII | VIII | IX | X | XI | XII |
|--------------|---------------------|-------------|--------------|--------------|--------------|--------------|--------------|--------------|--------------|--------------|--------------|--------------|----------|-----------|
| 1 | KODANGAL | 110 | 1500 | 647 | 496 | 385 | 378 | 333 | 273 | 283 | 217 | 185 | - | - |
| 2 | BOMRASPETA | - | 1451 | 613 | 458 | 375 | 349 | 222 | 178 | 124 | 50 | 60 | - | - |
| 3 | KOSGI | 77 | 1639 | 910 | 707 | 555 | 510 | 432 | 396 | 302 | 257 | 174 | - | - |
| 4 | DOULATABAD | 56 | 1354 | 615 | 463 | 380 | 301 | 211 | 185 | 175 | 120 | 102 | - | - |
| 5 | DAMARAGIDDA | - | 1696 | 907 | 641 | 430 | 312 | 203 | 157 | 129 | 104 | 96 | - | - |
| 6 | MADDUR | 78 | 1595 | 764 | 542 | 413 | 340 | 253 | 240 | 156 | 113 | 109 | - | - |
| 7 | KOILKONDA | 11 | 1735 | 896 | 656 | 573 | 490 | 397 | 349 | 285 | 240 | 214 | - | - |
| 8 | HANWADA | 73 | 1660 | 852 | 657 | 554 | 411 | 326 | 260 | 136 | 110 | 87 | - | - |
| 9 | NAWABPET | 35 | 1392 | 662 | 574 | 471 | 401 | 381 | 309 | 276 | 246 | 215 | - | - |
| 10 | BALANAGAR | - | 1378 | 620 | 608 | 544 | 482 | 379 | 331 | 294 | 221 | 200 | - | - |
| 11 | KONDURG | - | 1652 | 601 | 556 | 457 | 385 | 298 | 207 | 203 | 157 | 138 | - | - |
| 12 | FAROOQNAGAR | 579 | 1974 | 1162 | 974 | 935 | 919 | 873 | 764 | 648 | 517 | 433 | - | - |
| 13 | KOTHUR | 93 | 1506 | 675 | 633 | 562 | 516 | 449 | 386 | 229 | 211 | 149 | - | - |
| 14 | KESHAMPETA | 114 | 983 | 495 | 423 | 420 | 398 | 286 | 323 | 189 | 173 | 185 | - | - |
| 15 | TALAKONDAPALLE | 60 | 1470 | 603 | 489 | 509 | 436 | 374 | 398 | 269 | 195 | 160 | - | - |
| 16 | AMANGAL | 180 | 1080 | 519 | 487 | 467 | 437 | 427 | 404 | 341 | 307 | 258 | - | - |
| 17 | MADGUL | - | 994 | 339 | 346 | 330 | 303 | 335 | 311 | 244 | 198 | 155 | - | - |
| 18 | VANGOOR | 136 | 1451 | 501 | 491 | 367 | 333 | 254 | 275 | 215 | 167 | 141 | - | - |
| 19 | VELDANDA | 37 | 997 | 448 | 403 | 332 | 265 | 238 | 222 | 191 | 132 | 122 | - | - |
| 20 | KALWAKURTHY | 232 | 1454 | 650 | 633 | 603 | 620 | 514 | 461 | 400 | 341 | 337 | - | - |
| 21 | MIDJIL | 54 | 902 | 491 | 421 | 387 | 334 | 344 | 252 | 184 | 118 | 150 | - | - |
| 22 | THIMMAJIPETA | 8 | 896 | 446 | 324 | 238 | 192 | 163 | 153 | 98 | 85 | 64 | - | - |
| 23 | JADCHERLA | 248 | 1913 | 1059 | 889 | 922 | 817 | 758 | 727 | 624 | 543 | 426 | - | - |
| 24 | BHOOTHUPUR | 77 | 1153 | 650 | 466 | 384 | 322 | 299 | 311 | 194 | 184 | 138 | - | - |
| 25 | MAHBUBNAGAR | 1125 | 3020 | 2088 | 1922 | 1807 | 1832 | 1775 | 1634 | 1172 | 1056 | 1004 | - | - |
| 26 | ADDAKAL | - | 1463 | 553 | 472 | 437 | 423 | 417 | 372 | 364 | 275 | 239 | - | - |
| 27 | DEVARKADARA | 151 | 1578 | 761 | 646 | 521 | 541 | 463 | 385 | 296 | 241 | 206 | - | - |
| 28 | DHANWADA | 197 | 1306 | 737 | 606 | 480 | 411 | 391 | 316 | 287 | 248 | 212 | - | - |
| 29 | NARAYANPET | 397 | 2000 | 1383 | 1090 | 796 | 700 | 636 | 616 | 429 | 392 | 350 | - | - |
| 30 | UTKOOOR | 45 | 1628 | 748 | 558 | 382 | 320 | 174 | 166 | 126 | 144 | 116 | - | - |
| 31 | MAGANOOOR | 190 | 1604 | 839 | 670 | 400 | 356 | 193 | 161 | 102 | 72 | 74 | - | - |
| 32 | MAKTHAL | 159 | 2517 | 1256 | 970 | 615 | 472 | 336 | 320 | 226 | 181 | 136 | - | - |
| 33 | NARVA | 57 | 1593 | 555 | 492 | 406 | 313 | 226 | 171 | 120 | 63 | 76 | - | - |
| 34 | CHINNA CHINTA KUNTA | 26 | 973 | 547 | 391 | 385 | 324 | 361 | 364 | 293 | 220 | 213 | - | - |
| 35 | ATMAKUR | 183 | 1455 | 760 | 697 | 597 | 482 | 405 | 406 | 324 | 263 | 238 | - | - |
| 36 | KOTHAKOTA | 222 | 1743 | 926 | 786 | 746 | 608 | 524 | 495 | 336 | 263 | 207 | - | - |
| 37 | PEDDAMANDADI | 87 | 1078 | 412 | 294 | 245 | 240 | 139 | 150 | 129 | 112 | 107 | - | - |
| 38 | GHANPUR | 110 | 1185 | 535 | 441 | 398 | 283 | 272 | 256 | 242 | 181 | 175 | - | - |
| 39 | BIJINAPALLE | 81 | 1415 | 747 | 733 | 624 | 551 | 422 | 441 | 349 | 267 | 278 | 3 | 13 |
| 40 | NAGAR KURNOOL | 325 | 1680 | 779 | 715 | 586 | 514 | 519 | 458 | 448 | 372 | 331 | - | - |
| 41 | TADOOR | - | 1262 | 393 | 328 | 225 | 162 | 183 | 211 | 179 | 116 | 104 | - | - |
| 42 | TELKAPALLE | - | 1118 | 664 | 451 | 408 | 350 | 288 | 228 | 184 | 197 | 169 | - | - |
| 43 | UPPUNUNTHALA | 6 | 917 | 330 | 288 | 247 | 211 | 154 | 153 | 98 | 59 | 57 | - | - |
| 44 | ACHAMPETA | 231 | 1191 | 539 | 468 | 371 | 413 | 332 | 306 | 244 | 237 | 211 | - | - |
| 45 | AMRABAD | 61 | 943 | 362 | 324 | 259 | 257 | 215 | 180 | 175 | 147 | 135 | - | - |
| 46 | BALMOOR | - | 877 | 363 | 318 | 265 | 254 | 206 | 201 | 166 | 144 | 153 | - | - |
| 47 | LINGAL | 41 | 922 | 324 | 262 | 218 | 161 | 116 | 98 | 74 | 65 | 46 | - | - |
| 48 | PEDDAKOTHAPALLE | 165 | 1425 | 596 | 510 | 435 | 336 | 254 | 210 | 150 | 146 | 129 | - | - |
| 49 | KODAIR | 55 | 947 | 413 | 293 | 286 | 246 | 167 | 198 | 92 | 72 | 84 | - | - |
| 50 | GOPALPETA | - | 1118 | 558 | 445 | 357 | 295 | 269 | 234 | 168 | 147 | 125 | - | - |
| 51 | WANAPARTHY | 584 | 1897 | 1118 | 924 | 903 | 803 | 759 | 724 | 626 | 538 | 445 | - | - |
| 52 | PANGAL | 70 | 1790 | 640 | 662 | 512 | 444 | 286 | 339 | 274 | 228 | 211 | - | - |
| 53 | PEBBAIR | 279 | 1880 | 822 | 658 | 597 | 558 | 476 | 446 | 307 | 305 | 287 | - | - |
| 54 | GADWAL | 541 | 2368 | 1525 | 1267 | 1075 | 984 | 752 | 786 | 525 | 419 | 377 | - | - |
| 55 | DHARUR | 53 | 1783 | 777 | 579 | 449 | 379 | 219 | 180 | 134 | 123 | 128 | - | - |
| 56 | MALDAKAL | 156 | 981 | 660 | 443 | 345 | 292 | 150 | 147 | 79 | 100 | 76 | - | - |
| 57 | GHATTU | - | 1932 | 781 | 559 | 441 | 353 | 205 | 152 | 86 | 77 | 76 | - | - |
| 58 | AIZA | 214 | 1846 | 787 | 635 | 558 | 528 | 396 | 387 | 245 | 244 | 235 | - | - |
| 59 | WADDEPALLE | - | 1313 | 1053 | 793 | 678 | 490 | 414 | 346 | 327 | 304 | 208 | - | - |
| 60 | ITIKYAL | - | 1143 | 1009 | 662 | 511 | 414 | 288 | 260 | 141 | 103 | 96 | - | - |
| 61 | MANOPADU | - | 987 | 758 | 621 | 471 | 401 | 275 | 260 | 135 | 122 | 112 | - | - |
| 62 | ALAMPUR | 85 | 940 | 682 | 603 | 474 | 427 | 315 | 308 | 216 | 208 | 151 | - | - |
| 63 | VEEPANGANDLA | - | 1232 | 587 | 506 | 508 | 457 | 414 | 350 | 302 | 278 | 252 | - | - |
| 64 | KOLLAPUR | 91 | 1793 | 807 | 740 | 670 | 616 | 505 | 446 | 393 | 404 | 311 | - | - |
| TOTAL | | 8245 | 92668 | 46299 | 38159 | 32281 | 28452 | 23640 | 21733 | 16752 | 14179 | 12438 | 3 | 13 |

Table - 3.24
STAGE WISE ENROLMENT
BC - BOYS

2000-2001

| SL NO | MANDAL | PP | I - V | VI - VII | VIII - X | XI - XII | I - X | PP - XII |
|--------------|---------------------|-------------|---------------|--------------|--------------|----------|---------------|---------------|
| 1 | KODANGAL | 68 | 1814 | 411 | 515 | - | 2740 | 2808 |
| 2 | BOMRASPETA | - | 1714 | 281 | 211 | - | 2206 | 2206 |
| 3 | KOSGI | 42 | 2336 | 519 | 490 | - | 3345 | 3387 |
| 4 | DOULATABAD | 44 | 1711 | 299 | 309 | - | 2319 | 2363 |
| 5 | DAMARAGIDDA | - | 2179 | 257 | 249 | - | 2685 | 2685 |
| 6 | MADDUR | 47 | 2043 | 351 | 288 | - | 2682 | 2729 |
| 7 | KOILKONDA | 6 | 2420 | 512 | 524 | - | 3456 | 3462 |
| 8 | HANWADA | 53 | 2285 | 388 | 225 | - | 2898 | 2951 |
| 9 | NAWABPET | 22 | 2016 | 441 | 500 | - | 2957 | 2979 |
| 10 | BALANAGAR | - | 1853 | 413 | 460 | - | 2726 | 2726 |
| 11 | KONDURG | - | 1912 | 307 | 325 | - | 2544 | 2544 |
| 12 | FAROOQNAGAR | 310 | 3053 | 860 | 939 | - | 4852 | 5162 |
| 13 | KOTHUR | 59 | 1940 | 482 | 370 | - | 2792 | 2851 |
| 14 | KESHAMPETA | 47 | 1364 | 355 | 369 | - | 2088 | 2135 |
| 15 | TALAKONDAPALLE | 40 | 1817 | 480 | 406 | - | 2703 | 2743 |
| 16 | AMANGAL | 109 | 1563 | 528 | 580 | - | 2671 | 2780 |
| 17 | MADGUL | - | 1231 | 416 | 449 | - | 2096 | 2096 |
| 18 | VANGOOR | 87 | 1687 | 343 | 351 | - | 2381 | 2468 |
| 19 | VELDANDA | 19 | 1254 | 297 | 326 | - | 1877 | 1896 |
| 20 | KALWAKURTHY | 132 | 2057 | 566 | 591 | - | 3214 | 3346 |
| 21 | MIDJIL | 28 | 1256 | 369 | 314 | - | 1939 | 1967 |
| 22 | THIMMAJIPETA | 5 | 1033 | 183 | 148 | - | 1364 | 1369 |
| 23 | JADCHERLA | 152 | 2849 | 836 | 915 | - | 4600 | 4752 |
| 24 | BHOOTHPUR | 49 | 1530 | 387 | 369 | - | 2286 | 2335 |
| 25 | MAHBUBNAGAR | 661 | 5681 | 1862 | 1727 | - | 9270 | 9931 |
| 26 | ADDAKAL | - | 1806 | 493 | 589 | - | 2888 | 2888 |
| 27 | DEVARKADARA | 98 | 2183 | 568 | 489 | - | 3240 | 3338 |
| 28 | DHANWADA | 125 | 1930 | 449 | 527 | - | 2906 | 3031 |
| 29 | NARAYANPET | 229 | 3240 | 735 | 701 | - | 4676 | 4905 |
| 30 | UTKOOOR | 33 | 2025 | 205 | 239 | - | 2469 | 2502 |
| 31 | MAGANNOOR | 97 | 2243 | 239 | 170 | - | 2652 | 2749 |
| 32 | MAKTHAL | 103 | 3315 | 419 | 389 | - | 4123 | 4226 |
| 33 | NARVA | 29 | 1861 | 273 | 206 | - | 2340 | 2369 |
| 34 | CHINNA CHINTA KUNTA | 18 | 1353 | 435 | 520 | - | 2308 | 2326 |
| 35 | ATMAKUR | 108 | 2170 | 506 | 532 | - | 3208 | 3316 |
| 36 | KOTHAKOTA | 149 | 2721 | 692 | 551 | - | 3964 | 4113 |
| 37 | PEDDAMANDADI | 61 | 1213 | 175 | 228 | - | 1616 | 1677 |
| 38 | GHPANPUR | 65 | 1586 | 337 | 432 | - | 2355 | 2420 |
| 39 | BIJINAPALLE | 41 | 2262 | 566 | 600 | 8 | 3428 | 3477 |
| 40 | NAGAR KURNOOL | 194 | 2437 | 612 | 729 | - | 3778 | 3972 |
| 41 | TADOOR | - | 1231 | 227 | 264 | - | 1722 | 1722 |
| 42 | TELKAPALLE | - | 1722 | 356 | 385 | - | 2463 | 2463 |
| 43 | UPPUNUNTHALA | 2 | 1038 | 208 | 149 | - | 1395 | 1397 |
| 44 | ACHAMPETA | 114 | 1609 | 370 | 419 | - | 2398 | 2512 |
| 45 | AMRABAD | 27 | 1104 | 255 | 286 | - | 1645 | 1672 |
| 46 | BALMOOR | - | 1052 | 228 | 329 | - | 1609 | 1609 |
| 47 | LINGAL | 32 | 1068 | 151 | 123 | - | 1342 | 1374 |
| 48 | PEDDAKOTHAPALLE | 104 | 1937 | 339 | 309 | - | 2585 | 2689 |
| 49 | KODAIR | 23 | 1285 | 268 | 183 | - | 1736 | 1759 |
| 50 | GOPALPETA | - | 1583 | 332 | 299 | - | 2214 | 2214 |
| 51 | WANAPARTHY | 371 | 3033 | 862 | 917 | - | 4812 | 5183 |
| 52 | PANGAL | 46 | 2218 | 407 | 521 | - | 3146 | 3192 |
| 53 | PEBBAIR | 176 | 2514 | 609 | 634 | - | 3757 | 3933 |
| 54 | GADWAL | 289 | 4009 | 985 | 869 | - | 5863 | 6152 |
| 55 | DHARUR | 51 | 2447 | 312 | 338 | - | 3097 | 3148 |
| 56 | MALDAKAL | 103 | 1776 | 232 | 207 | - | 2215 | 2318 |
| 57 | Ghattu | - | 2665 | 284 | 182 | - | 3131 | 3131 |
| 58 | AIZA | 118 | 2572 | 574 | 502 | - | 3648 | 3766 |
| 59 | WADDEPALLE | - | 2470 | 507 | 617 | - | 3594 | 3594 |
| 60 | ITIKYAL | - | 2112 | 415 | 281 | - | 2808 | 2808 |
| 61 | MANOPADU | - | 1770 | 308 | 255 | - | 2333 | 2333 |
| 62 | ALAMPUR | 50 | 1641 | 355 | 380 | - | 2376 | 2426 |
| 63 | VEEPANGANDLA | - | 1729 | 488 | 574 | - | 2791 | 2791 |
| 64 | KOLLAPUR | 50 | 2529 | 607 | 721 | - | 3857 | 3907 |
| TOTAL | | 4886 | 130057 | 28526 | 28596 | 8 | 187179 | 192073 |

Table - 3.25
STAGE WISE ENROLMENT
BC - GIRLS

2000-2001

| SL NO | MANDAL | PP | I - V | VI - VII | VIII - X | XI - XII | I - X | PP - XII |
|--------------|---------------------|-------------|---------------|--------------|--------------|----------|---------------|---------------|
| 1 | KODANGAL | 42 | 1592 | 195 | 170 | - | 1957 | 1999 |
| 2 | BOMRASPETA | - | 1532 | 119 | 63 | - | 1714 | 1714 |
| 3 | KOSGI | 35 | 1985 | 309 | 243 | - | 2537 | 2572 |
| 4 | DOULATABAD | 12 | 1402 | 97 | 88 | - | 1587 | 1599 |
| 5 | DAMARAGIDDA | - | 1807 | 103 | 80 | - | 1990 | 1990 |
| 6 | MADDUR | 31 | 1611 | 142 | 90 | - | 1843 | 1874 |
| 7 | KOILKONDA | 5 | 1930 | 234 | 215 | - | 2379 | 2384 |
| 8 | HANWADA | 20 | 1849 | 198 | 108 | - | 2155 | 2175 |
| 9 | NAWABPET | 13 | 1484 | 249 | 237 | - | 1970 | 1983 |
| 10 | BALANAGAR | - | 1779 | 297 | 255 | - | 2331 | 2331 |
| 11 | KONDURG | - | 1739 | 198 | 173 | - | 2110 | 2110 |
| 12 | FAROOQNAGAR | 269 | 2911 | 777 | 659 | - | 4347 | 4616 |
| 13 | KOTHUR | 34 | 1952 | 353 | 219 | - | 2524 | 2558 |
| 14 | KESHAMPETA | 67 | 1355 | 254 | 178 | - | 1787 | 1854 |
| 15 | TALAKONDAPALLE | 20 | 1690 | 292 | 218 | - | 2200 | 2220 |
| 16 | AMANGAL | 71 | 1427 | 303 | 326 | - | 2056 | 2127 |
| 17 | MADGUL | - | 1081 | 230 | 148 | - | 1459 | 1459 |
| 18 | VANGOOR | 49 | 1456 | 186 | 172 | - | 1814 | 1863 |
| 19 | VELDANDA | 18 | 1191 | 163 | 119 | - | 1473 | 1491 |
| 20 | KALWAKURTHY | 100 | 1903 | 409 | 487 | - | 2799 | 2899 |
| 21 | MIDJIL | 26 | 1279 | 227 | 138 | - | 1644 | 1670 |
| 22 | THIMMAJIPETA | 3 | 1063 | 133 | 99 | - | 1295 | 1298 |
| 23 | JADCHERLA | 96 | 2751 | 649 | 678 | - | 4078 | 4174 |
| 24 | BHOOTHUPUR | 28 | 1445 | 223 | 147 | - | 1815 | 1843 |
| 25 | MAHBUBNAGAR | 464 | 4988 | 1547 | 1505 | - | 8040 | 8504 |
| 26 | ADDAKAL | - | 1542 | 296 | 289 | - | 2127 | 2127 |
| 27 | DEVARKADARA | 53 | 1864 | 280 | 254 | - | 2398 | 2451 |
| 28 | DHANWADA | 72 | 1610 | 258 | 220 | - | 2088 | 2160 |
| 29 | NARAYANPET | 168 | 2729 | 517 | 470 | - | 3716 | 3884 |
| 30 | UTKOOR | 12 | 1611 | 135 | 147 | - | 1893 | 1905 |
| 31 | MAGANOOOR | 93 | 1626 | 115 | 78 | - | 1819 | 1912 |
| 32 | MAKTHAL | 56 | 2515 | 237 | 154 | - | 2906 | 2962 |
| 33 | NARVA | 28 | 1498 | 124 | 53 | - | 1675 | 1703 |
| 34 | CHINNA CHINTA KUNTA | 8 | 1267 | 290 | 206 | - | 1763 | 1771 |
| 35 | ATMAKUR | 75 | 1821 | 305 | 293 | - | 2419 | 2494 |
| 36 | KOTHAKOTA | 73 | 2088 | 327 | 255 | - | 2670 | 2743 |
| 37 | PEDDAMANDADI | 26 | 1056 | 114 | 120 | - | 1290 | 1316 |
| 38 | GHANPUR | 45 | 1256 | 191 | 166 | - | 1613 | 1658 |
| 39 | BIJINAPALLE | 40 | 1808 | 297 | 294 | 8 | 2399 | 2447 |
| 40 | NAGAR KURNOOL | 131 | 1837 | 365 | 422 | - | 2624 | 2755 |
| 41 | TADOOR | - | 1139 | 167 | 135 | - | 1441 | 1441 |
| 42 | TELKAPALLE | - | 1269 | 160 | 165 | - | 1594 | 1594 |
| 43 | UPPUNUNTHALA | 4 | 955 | 99 | 65 | - | 1119 | 1123 |
| 44 | ACHAMPETA | 117 | 1373 | 268 | 273 | - | 1914 | 2031 |
| 45 | AMRABAD | 34 | 1041 | 140 | 171 | - | 1352 | 1386 |
| 46 | BALMOOR | - | 1025 | 179 | 134 | - | 1338 | 1338 |
| 47 | LINGAL | 9 | 819 | 63 | 62 | - | 944 | 953 |
| 48 | PEDDAKOTHAPALLE | 61 | 1365 | 125 | 116 | - | 1606 | 1667 |
| 49 | KODAIR | 32 | 900 | 97 | 65 | - | 1062 | 1094 |
| 50 | GOPALPETA | - | 1190 | 171 | 141 | - | 1502 | 1502 |
| 51 | WANAPARTHY | 213 | 2612 | 621 | 692 | - | 3925 | 4138 |
| 52 | PANGAL | 24 | 1830 | 218 | 192 | - | 2240 | 2264 |
| 53 | PEBBAIR | 103 | 2001 | 313 | 265 | - | 2579 | 2682 |
| 54 | GADWAL | 252 | 3210 | 553 | 452 | - | 4215 | 4467 |
| 55 | DHARUR | 2 | 1520 | 87 | 47 | - | 1654 | 1656 |
| 56 | MALDAKAL | 53 | 945 | 65 | 48 | - | 1058 | 1111 |
| 57 | GHATTU | - | 1401 | 73 | 57 | - | 1531 | 1531 |
| 58 | AIZA | 96 | 1782 | 209 | 222 | - | 2213 | 2309 |
| 59 | WADDEPALLE | - | 1857 | 253 | 222 | - | 2332 | 2332 |
| 60 | ITIKYAL | - | 1627 | 133 | 59 | - | 1819 | 1819 |
| 61 | MANOPADU | - | 1468 | 227 | 114 | - | 1809 | 1809 |
| 62 | ALAMPUR | 35 | 1485 | 268 | 195 | - | 1948 | 1983 |
| 63 | VEEPANGANDLA | - | 1561 | 276 | 258 | - | 2095 | 2095 |
| 64 | KOLLAPUR | 41 | 2097 | 344 | 387 | - | 2828 | 2869 |
| TOTAL | | 3359 | 107802 | 16847 | 14773 | 8 | 139422 | 142789 |

Table - 3.26
STAGE WISE ENROLMENT
BC - TOTAL

2000-2001

| SL NO | MANDAL | PP | I - V | VI - VII | VIII - X | XI - XII | I - X | PP - XII |
|--------------|---------------------|-------------|---------------|--------------|--------------|-----------|---------------|---------------|
| 1 | KODANGAL | 110 | 3406 | 606 | 685 | - | 4697 | 4807 |
| 2 | BOMRASPETA | - | 3246 | 400 | 274 | - | 3920 | 3920 |
| 3 | KOSGI | 77 | 4321 | 828 | 733 | - | 5882 | 5959 |
| 4 | DOULATABAD | 56 | 3113 | 396 | 397 | - | 3906 | 3962 |
| 5 | DAMARAGIDDA | - | 3986 | 360 | 329 | - | 4675 | 4675 |
| 6 | MADDUR | 78 | 3654 | 493 | 378 | - | 4525 | 4603 |
| 7 | KOILKONDA | 11 | 4350 | 746 | 739 | - | 5835 | 5846 |
| 8 | HANWADA | 73 | 4134 | 586 | 333 | - | 5053 | 5126 |
| 9 | NAWABPET | 35 | 3500 | 690 | 737 | - | 4927 | 4962 |
| 10 | BALANAGAR | - | 3632 | 710 | 715 | - | 5057 | 5057 |
| 11 | KONDURG | - | 3651 | 505 | 498 | - | 4654 | 4654 |
| 12 | FAROOQNAGAR | 579 | 5964 | 1637 | 1598 | - | 9199 | 9778 |
| 13 | KOTHUR | 93 | 3892 | 835 | 589 | - | 5316 | 5409 |
| 14 | KESHAMPETA | 114 | 2719 | 609 | 547 | - | 3875 | 3989 |
| 15 | TALAKONDAPALLE | 60 | 3507 | 772 | 624 | - | 4903 | 4963 |
| 16 | AMANGAL | 180 | 2990 | 831 | 906 | - | 4727 | 4907 |
| 17 | MADGUL | - | 2312 | 646 | 597 | - | 3555 | 3555 |
| 18 | VANGOOR | 136 | 3143 | 529 | 523 | - | 4195 | 4331 |
| 19 | VELDANDA | 37 | 2445 | 460 | 445 | - | 3350 | 3387 |
| 20 | KALWAKURTHY | 232 | 3960 | 975 | 1078 | - | 6013 | 6245 |
| 21 | MDJIL | 54 | 2535 | 596 | 452 | - | 3583 | 3637 |
| 22 | THIMMAJIPETA | 8 | 2096 | 316 | 247 | - | 2659 | 2667 |
| 23 | JADCHERLA | 248 | 5600 | 1485 | 1593 | - | 8678 | 8926 |
| 24 | BHOOTHUPUR | 77 | 2975 | 610 | 516 | - | 4101 | 4178 |
| 25 | MAHBUBNAGAR | 1125 | 10669 | 3409 | 3232 | - | 17310 | 18435 |
| 26 | ADDAKAL | - | 3348 | 789 | 878 | - | 5015 | 5015 |
| 27 | DEVARKADARA | 151 | 4047 | 848 | 743 | - | 5638 | 5789 |
| 28 | DHANWADA | 197 | 3540 | 707 | 747 | - | 4994 | 5191 |
| 29 | NARAYANPET | 397 | 5969 | 1252 | 1171 | - | 8392 | 8789 |
| 30 | UTKOOR | 45 | 3636 | 340 | 386 | - | 4362 | 4407 |
| 31 | MAGANOOOR | 190 | 3869 | 354 | 248 | - | 4471 | 4661 |
| 32 | MAKTHAL | 159 | 5830 | 656 | 543 | - | 7029 | 7188 |
| 33 | NARVA | 57 | 3359 | 397 | 259 | - | 4015 | 4072 |
| 34 | CHINNA CHINTA KUNTA | 26 | 2620 | 725 | 726 | - | 4071 | 4097 |
| 35 | ATMAKUR | 183 | 3991 | 811 | 825 | - | 5627 | 5810 |
| 36 | KOTHAKOTA | 222 | 4809 | 1019 | 806 | - | 6634 | 6856 |
| 37 | PEDDAMANDADI | 87 | 2269 | 289 | 348 | - | 2906 | 2993 |
| 38 | GHANPUR | 110 | 2842 | 528 | 598 | - | 3968 | 4078 |
| 39 | BJINAPALLE | 81 | 4070 | 863 | 894 | 16 | 5827 | 5924 |
| 40 | NAGAR KURNOOL | 325 | 4274 | 977 | 1151 | - | 6402 | 6727 |
| 41 | TADOOR | - | 2370 | 394 | 399 | - | 3163 | 3163 |
| 42 | TELKAPALLE | - | 2991 | 516 | 550 | - | 4057 | 4057 |
| 43 | UPPUNUNTHALA | 6 | 1993 | 307 | 214 | - | 2514 | 2520 |
| 44 | ACHAMPETA | 231 | 2982 | 638 | 692 | - | 4312 | 4543 |
| 45 | AMRABAD | 61 | 2145 | 395 | 457 | - | 2997 | 3058 |
| 46 | BALMOOR | - | 2077 | 407 | 463 | - | 2947 | 2947 |
| 47 | LNGAL | 41 | 1887 | 214 | 185 | - | 2286 | 2327 |
| 48 | PEDDAKOTHAPALLE | 165 | 3302 | 464 | 425 | - | 4191 | 4356 |
| 49 | KODAIR | 55 | 2185 | 365 | 248 | - | 2798 | 2853 |
| 50 | GOPALPETA | - | 2773 | 503 | 440 | - | 3716 | 3716 |
| 51 | WANAPARTHY | 584 | 5645 | 1483 | 1609 | - | 8737 | 9321 |
| 52 | PANGAL | 70 | 4048 | 625 | 713 | - | 5386 | 5456 |
| 53 | PEBBAIR | 279 | 4515 | 922 | 899 | - | 6336 | 6615 |
| 54 | CADWAL | 541 | 7219 | 1538 | 1321 | - | 10078 | 10619 |
| 55 | DHARUR | 53 | 3967 | 399 | 385 | - | 4751 | 4804 |
| 56 | MALDAKAL | 156 | 2721 | 297 | 255 | - | 3273 | 3429 |
| 57 | GHATTU | - | 4066 | 357 | 239 | - | 4662 | 4662 |
| 58 | AIZA | 214 | 4354 | 783 | 724 | - | 5861 | 6075 |
| 59 | WADDEPALLE | - | 4327 | 760 | 839 | - | 5926 | 5926 |
| 60 | TIKYAL | - | 3739 | 548 | 340 | - | 4627 | 4627 |
| 61 | MANOPADU | - | 3238 | 535 | 369 | - | 4142 | 4142 |
| 62 | ALAMPUR | 85 | 3126 | 623 | 575 | - | 4324 | 4409 |
| 63 | VEEPANGANDLA | - | 3290 | 764 | 832 | - | 4886 | 4886 |
| 64 | KOLLAPUR | 91 | 4626 | 951 | 1108 | - | 6685 | 6776 |
| TOTAL | | 8245 | 237859 | 45373 | 43369 | 16 | 326601 | 334862 |

Table - 3.31
CLASS WISE ENROLMENT
SC - BOYS

2000-2001

| SL NO | MANDAL | PP | I | II | III | IV | V | VI | VII | VIII | IX | X | XI | XII |
|--------------|---------------------|------------|--------------|-------------|-------------|-------------|-------------|-------------|-------------|-------------|-------------|-------------|----------|----------|
| 1 | KODANGAL | 9 | 262 | 99 | 86 | 64 | 53 | 50 | 48 | 44 | 25 | 33 | - | - |
| 2 | BOMRASPETA | - | 232 | 78 | 56 | 62 | 40 | 29 | 22 | 18 | 10 | 8 | - | - |
| 3 | KOSGI | 3 | 232 | 107 | 89 | 100 | 57 | 53 | 49 | 50 | 31 | 35 | - | - |
| 4 | DOULATABAD | 8 | 165 | 124 | 84 | 53 | 40 | 34 | 30 | 19 | 7 | 10 | - | - |
| 5 | DAMARAGIDDA | - | 227 | 124 | 93 | 72 | 52 | 50 | 42 | 20 | 25 | 20 | - | - |
| 6 | MADDUR | 5 | 230 | 132 | 76 | 73 | 68 | 66 | 50 | 30 | 18 | 4 | - | - |
| 7 | KOILKONDA | - | 195 | 106 | 90 | 90 | 67 | 57 | 42 | 53 | 30 | 26 | - | - |
| 8 | HANWADA | 4 | 176 | 94 | 93 | 72 | 68 | 37 | 37 | 17 | 12 | 6 | - | - |
| 9 | NAWABPET | - | 234 | 112 | 107 | 115 | 85 | 72 | 69 | 40 | 36 | 30 | - | - |
| 10 | BALANAGAR | - | 262 | 138 | 115 | 111 | 118 | 117 | 95 | 46 | 41 | 33 | - | - |
| 11 | KONDURG | - | 466 | 160 | 123 | 125 | 128 | 66 | 73 | 23 | 25 | 22 | - | - |
| 12 | FAROOQNAGAR | 99 | 405 | 168 | 169 | 159 | 169 | 171 | 157 | 123 | 106 | 105 | - | - |
| 13 | KOTHUR | 17 | 320 | 150 | 109 | 103 | 90 | 71 | 89 | 27 | 27 | 25 | - | - |
| 14 | KESHAMPETA | 39 | 249 | 116 | 111 | 105 | 88 | 73 | 68 | 34 | 18 | 16 | - | - |
| 15 | TALAKONDAPALLE | 1 | 328 | 156 | 118 | 107 | 95 | 99 | 72 | 58 | 51 | 51 | - | - |
| 16 | AMANGAL | 31 | 289 | 109 | 111 | 109 | 82 | 98 | 88 | 69 | 59 | 27 | - | - |
| 17 | MADGUL | - | 300 | 104 | 100 | 94 | 105 | 95 | 77 | 52 | 31 | 28 | - | - |
| 18 | VANGOOR | 2 | 352 | 139 | 101 | 125 | 118 | 73 | 78 | 49 | 41 | 37 | - | - |
| 19 | VELDANDA | 5 | 309 | 110 | 91 | 83 | 74 | 53 | 60 | 32 | 22 | 21 | - | - |
| 20 | KALWAKURTHY | 23 | 351 | 164 | 168 | 132 | 134 | 191 | 168 | 176 | 157 | 126 | - | - |
| 21 | MIDJIL | 3 | 287 | 130 | 101 | 119 | 83 | 84 | 53 | 35 | 20 | 27 | - | - |
| 22 | THIMMAJIPETA | - | 177 | 107 | 78 | 57 | 53 | 29 | 38 | 24 | 12 | 11 | - | - |
| 23 | JADCHERLA | 23 | 419 | 189 | 167 | 142 | 150 | 109 | 108 | 119 | 106 | 99 | - | - |
| 24 | BHOOTHPUR | 2 | 173 | 88 | 88 | 81 | 48 | 59 | 43 | 38 | 32 | 18 | - | - |
| 25 | MAHBUBNAGAR | 68 | 391 | 237 | 229 | 210 | 245 | 217 | 206 | 183 | 157 | 97 | - | - |
| 26 | ADDAKAL | - | 161 | 71 | 68 | 68 | 40 | 55 | 57 | 49 | 38 | 40 | - | - |
| 27 | DEVARKADARA | 13 | 241 | 84 | 80 | 85 | 81 | 52 | 56 | 38 | 23 | 21 | - | - |
| 28 | DHANWADA | 13 | 176 | 123 | 108 | 67 | 66 | 57 | 37 | 89 | 30 | 57 | - | - |
| 29 | NARAYANPET | 48 | 187 | 131 | 98 | 114 | 106 | 82 | 62 | 55 | 25 | 27 | - | - |
| 30 | UTKOOR | 1 | 199 | 108 | 84 | 79 | 64 | 45 | 41 | 16 | 18 | 14 | - | - |
| 31 | MAGANOOOR | 19 | 238 | 107 | 151 | 81 | 51 | 37 | 18 | 10 | 10 | 5 | - | - |
| 32 | MAKTHAL | 13 | 279 | 137 | 153 | 91 | 81 | 59 | 57 | 33 | 33 | 12 | - | - |
| 33 | NARVA | 10 | 189 | 80 | 84 | 49 | 42 | 17 | 22 | 15 | 14 | 15 | - | - |
| 34 | CHINNA CHINTA KUNTA | 4 | 165 | 107 | 77 | 86 | 81 | 84 | 54 | 54 | 30 | 21 | - | - |
| 35 | ATMAKUR | 4 | 221 | 109 | 102 | 82 | 53 | 70 | 53 | 78 | 54 | 22 | - | - |
| 36 | KOTHAKOTA | 4 | 215 | 118 | 91 | 70 | 85 | 148 | 138 | 110 | 90 | 80 | - | - |
| 37 | PEDDAMANDADI | 3 | 151 | 69 | 57 | 36 | 50 | 28 | 22 | 16 | 14 | 18 | - | - |
| 38 | GHANPUR | 14 | 160 | 93 | 84 | 60 | 53 | 45 | 34 | 21 | 17 | 17 | - | - |
| 39 | BIJINAPALLE | 9 | 262 | 144 | 146 | 137 | 106 | 98 | 93 | 60 | 40 | 46 | 4 | 8 |
| 40 | NAGAR KURNOOL | 72 | 342 | 163 | 188 | 177 | 178 | 133 | 101 | 119 | 103 | 69 | - | - |
| 41 | TADOOR | - | 314 | 94 | 86 | 53 | 34 | 36 | 34 | 16 | 18 | 16 | - | - |
| 42 | TELKAPALLE | - | 318 | 185 | 161 | 123 | 133 | 87 | 73 | 66 | 57 | 46 | - | - |
| 43 | UPPUNUNTHALA | - | 258 | 94 | 79 | 64 | 51 | 42 | 27 | 20 | 10 | 7 | - | - |
| 44 | ACHAMPETA | 24 | 331 | 114 | 125 | 102 | 109 | 158 | 155 | 126 | 94 | 104 | - | - |
| 45 | AMRABAD | 6 | 578 | 194 | 184 | 162 | 152 | 167 | 155 | 134 | 125 | 116 | - | - |
| 46 | BALMOOR | - | 262 | 87 | 78 | 78 | 63 | 62 | 62 | 31 | 26 | 19 | - | - |
| 47 | LINGAL | - | 133 | 45 | 41 | 34 | 32 | 80 | 72 | 73 | 63 | 65 | - | - |
| 48 | PEDDAKOTHAPALLE | 16 | 292 | 148 | 152 | 102 | 107 | 68 | 59 | 39 | 21 | 24 | - | - |
| 49 | KODAIR | 17 | 158 | 91 | 63 | 66 | 58 | 36 | 20 | 16 | 9 | 17 | - | - |
| 50 | GOPALPETA | - | 319 | 180 | 128 | 124 | 124 | 94 | 60 | 40 | 23 | 40 | - | - |
| 51 | WANAPARTHY | 25 | 214 | 138 | 145 | 113 | 122 | 100 | 111 | 78 | 79 | 56 | - | - |
| 52 | PANGAL | 17 | 206 | 122 | 107 | 83 | 85 | 37 | 30 | 29 | 18 | 26 | - | - |
| 53 | PEBBAIR | 11 | 318 | 150 | 127 | 99 | 91 | 73 | 41 | 43 | 25 | 23 | - | - |
| 54 | GADWAL | 39 | 302 | 197 | 196 | 158 | 136 | 122 | 110 | 82 | 80 | 66 | - | - |
| 55 | DHARUR | - | 202 | 104 | 105 | 78 | 68 | 46 | 37 | 25 | 12 | 17 | - | - |
| 56 | MALDAKAL | 11 | 156 | 117 | 106 | 85 | 75 | 42 | 34 | 18 | 10 | 21 | - | - |
| 57 | GHATTU | - | 231 | 109 | 84 | 69 | 58 | 25 | 26 | 19 | 11 | 3 | - | - |
| 58 | AIZA | 17 | 377 | 155 | 124 | 112 | 93 | 56 | 44 | 70 | 55 | 46 | - | - |
| 59 | WADDEPALLE | - | 381 | 268 | 197 | 140 | 124 | 56 | 63 | 60 | 56 | 55 | - | - |
| 60 | ITIKYAL | - | 279 | 184 | 135 | 107 | 75 | 54 | 63 | 47 | 28 | 20 | - | - |
| 61 | MANOPADU | - | 302 | 207 | 187 | 142 | 124 | 74 | 70 | 42 | 53 | 46 | - | - |
| 62 | ALAMPUR | 25 | 232 | 170 | 180 | 137 | 85 | 65 | 71 | 40 | 32 | 20 | - | - |
| 63 | VEEPANGANDLA | - | 223 | 99 | 103 | 96 | 85 | 49 | 55 | 41 | 47 | 39 | - | - |
| 64 | KOLLAPUR | 10 | 376 | 153 | 146 | 136 | 166 | 100 | 86 | 63 | 77 | 33 | - | - |
| TOTAL | | 787 | 16979 | 8290 | 7363 | 6308 | 5697 | 4792 | 4265 | 3360 | 2667 | 2304 | 4 | 8 |

Table - 3.32
CLASS WISE ENROLMENT
SC - GIRLS

2000-2001

| SL NO | MANDAL | PP | I | II | III | IV | V | VI | VII | VIII | IX | X | XI | XII |
|--------------|---------------------|------------|--------------|-------------|-------------|-------------|-------------|-------------|-------------|-------------|------------|------------|----------|----------|
| 1 | KODANGAL | 11 | 258 | 94 | 88 | 56 | 32 | 29 | 23 | 21 | 9 | 14 | - | - |
| 2 | BOMRASPETA | - | 200 | 57 | 60 | 30 | 27 | 20 | 22 | 6 | 1 | 1 | - | - |
| 3 | KOSGI | - | 243 | 101 | 64 | 52 | 39 | 18 | 22 | 9 | 5 | 1 | - | - |
| 4 | DOULATABAD | 1 | 187 | 54 | 49 | 27 | 27 | 12 | 7 | 7 | 10 | 7 | - | - |
| 5 | DAMARAGIDDA | - | 254 | 116 | 67 | 34 | 12 | 8 | 9 | 1 | 4 | - | - | - |
| 6 | MADDUR | 11 | 212 | 77 | 43 | 36 | 24 | 6 | 20 | 7 | 3 | 1 | - | - |
| 7 | KOILKONDA | - | 150 | 90 | 72 | 54 | 36 | 21 | 24 | 7 | 8 | 6 | - | - |
| 8 | HANWADA | 2 | 189 | 85 | 63 | 42 | 22 | 12 | 8 | 5 | 1 | 2 | - | - |
| 9 | NAWABPET | 1 | 206 | 106 | 49 | 44 | 38 | 33 | 25 | 12 | 11 | 11 | - | - |
| 10 | BALANAGAR | - | 248 | 134 | 127 | 90 | 73 | 56 | 33 | 19 | 18 | 13 | - | - |
| 11 | KONDURG | - | 407 | 121 | 97 | 78 | 70 | 20 | 14 | 5 | 3 | - | - | - |
| 12 | FAROOQNAGAR | 91 | 350 | 185 | 208 | 179 | 161 | 168 | 151 | 144 | 101 | 65 | - | - |
| 13 | KOTHUR | 15 | 307 | 126 | 101 | 103 | 96 | 57 | 45 | 11 | 20 | 11 | - | - |
| 14 | KESHAMPETA | 54 | 225 | 129 | 82 | 52 | 53 | 14 | 18 | 5 | 5 | 5 | - | - |
| 15 | TALAKONDAPALLE | - | 347 | 173 | 120 | 64 | 56 | 22 | 30 | 9 | 9 | 11 | - | - |
| 16 | AMANGAL | 24 | 287 | 85 | 91 | 63 | 54 | 37 | 33 | 24 | 14 | 9 | - | - |
| 17 | MADGUL | - | 313 | 83 | 76 | 61 | 60 | 31 | 44 | 7 | 7 | 11 | - | - |
| 18 | VANGOOR | 4 | 316 | 77 | 82 | 61 | 43 | 16 | 16 | 6 | 5 | 5 | - | - |
| 19 | VELDANDA | 1 | 261 | 122 | 98 | 90 | 42 | 25 | 16 | 13 | 6 | 5 | - | - |
| 20 | KALWAKURTHY | 19 | 345 | 184 | 134 | 103 | 104 | 63 | 66 | 51 | 29 | 33 | - | - |
| 21 | MIDJIL | 2 | 291 | 100 | 81 | 64 | 55 | 37 | 17 | 6 | 8 | 7 | - | - |
| 22 | THIMMAJIPETA | - | 174 | 94 | 57 | 49 | 26 | 28 | 18 | 12 | 6 | 9 | - | - |
| 23 | JADCHERLA | 11 | 433 | 182 | 174 | 143 | 103 | 59 | 71 | 42 | 30 | 22 | - | - |
| 24 | BHOOTHPUR | 2 | 175 | 93 | 67 | 37 | 58 | 24 | 24 | 10 | 9 | 10 | - | - |
| 25 | MAHBUBNAGAR | 60 | 390 | 205 | 239 | 189 | 178 | 216 | 203 | 202 | 181 | 163 | - | - |
| 26 | ADDAKAL | - | 148 | 52 | 51 | 35 | 21 | 15 | 12 | 10 | 9 | 10 | - | - |
| 27 | DEVARKADARA | 8 | 200 | 84 | 53 | 43 | 32 | 18 | 22 | 13 | 10 | 6 | - | - |
| 28 | DHANWADA | 5 | 147 | 86 | 66 | 37 | 24 | 16 | 16 | 15 | 9 | 6 | - | - |
| 29 | NARAYANPET | 27 | 197 | 123 | 89 | 61 | 50 | 26 | 24 | 18 | 19 | 9 | - | - |
| 30 | UTKOOR | 3 | 178 | 89 | 45 | 38 | 28 | 14 | 7 | 5 | 4 | 5 | - | - |
| 31 | MAGANOOOR | 14 | 207 | 99 | 71 | 53 | 21 | 7 | 2 | 4 | 2 | 3 | - | - |
| 32 | MAKTHAL | 8 | 231 | 105 | 102 | 45 | 24 | 30 | 21 | 16 | 14 | 3 | - | - |
| 33 | NARVA | 8 | 174 | 67 | 53 | 31 | 36 | 15 | 12 | - | 2 | 2 | - | - |
| 34 | CHINNA CHINTA KUNTA | 2 | 178 | 79 | 54 | 56 | 51 | 49 | 27 | 21 | 19 | 6 | - | - |
| 35 | ATMAKUR | 9 | 157 | 108 | 58 | 39 | 42 | 35 | 31 | 29 | 21 | 22 | - | - |
| 36 | KOTHAKOTA | 6 | 156 | 79 | 82 | 41 | 56 | 37 | 36 | 12 | 16 | 15 | - | - |
| 37 | PEDDAMANDADI | 4 | 158 | 43 | 35 | 28 | 35 | 13 | 11 | 7 | 2 | 6 | - | - |
| 38 | GHANPUR | 3 | 118 | 63 | 48 | 23 | 24 | 11 | 12 | 2 | 3 | 7 | - | - |
| 39 | BIJINAPALLE | 6 | 229 | 101 | 105 | 95 | 47 | 43 | 40 | 29 | 17 | 8 | - | - |
| 40 | NAGAR KURNOOL | 49 | 303 | 122 | 131 | 91 | 77 | 46 | 54 | 60 | 25 | 29 | - | - |
| 41 | TADOOR | - | 283 | 87 | 61 | 35 | 24 | 21 | 7 | 7 | 2 | 4 | - | - |
| 42 | TELKAPALLE | - | 311 | 162 | 108 | 78 | 62 | 31 | 29 | 14 | 14 | 5 | - | - |
| 43 | UPPUNUNTHALA | 2 | 244 | 85 | 57 | 47 | 36 | 16 | 9 | 5 | 4 | 4 | - | - |
| 44 | ACHAMPETA | 20 | 311 | 123 | 116 | 108 | 112 | 95 | 36 | 32 | 18 | 18 | - | - |
| 45 | AMRABAD | 10 | 468 | 176 | 154 | 123 | 83 | 48 | 15 | 6 | 10 | 12 | - | - |
| 46 | BALMOOR | - | 236 | 78 | 79 | 66 | 46 | 27 | 9 | 8 | 5 | 3 | - | - |
| 47 | LINGAL | 1 | 126 | 46 | 32 | 18 | 12 | 4 | - | 2 | - | 1 | - | - |
| 48 | PEDDAKOTHAPALLE | 18 | 236 | 105 | 79 | 49 | 53 | 32 | 21 | 10 | 8 | 9 | - | - |
| 49 | KODAIR | 18 | 164 | 77 | 67 | 43 | 35 | 6 | 7 | 7 | 2 | 1 | - | - |
| 50 | GOPALPETA | - | 321 | 95 | 82 | 48 | 60 | 26 | 13 | 26 | 13 | 3 | - | - |
| 51 | WANAPARTHY | 11 | 199 | 134 | 120 | 72 | 105 | 45 | 65 | 42 | 36 | 29 | - | - |
| 52 | PANGAL | 5 | 196 | 74 | 56 | 41 | 38 | 21 | 18 | 8 | 5 | 6 | - | - |
| 53 | PEBBAIR | 11 | 308 | 95 | 68 | 54 | 33 | 21 | 17 | 9 | 2 | 5 | - | - |
| 54 | GADWAL | 47 | 249 | 191 | 149 | 90 | 85 | 67 | 66 | 49 | 40 | 27 | - | - |
| 55 | DHARUR | - | 179 | 74 | 43 | 31 | 20 | 14 | 11 | 10 | - | - | - | - |
| 56 | MALDAKAL | 12 | 104 | 51 | 48 | 22 | 14 | 5 | 8 | 4 | 4 | 6 | - | - |
| 57 | GHATTU | - | 170 | 47 | 27 | 13 | 18 | 2 | 3 | 3 | 4 | 3 | - | - |
| 58 | AIZA | 6 | 263 | 113 | 94 | 40 | 32 | 20 | 17 | 7 | 10 | 15 | - | - |
| 59 | WADDEPALLE | - | 296 | 172 | 112 | 47 | 41 | 21 | 19 | 6 | 14 | 9 | - | - |
| 60 | ITIKYAL | - | 237 | 148 | 65 | 54 | 34 | 20 | 22 | 15 | 14 | 8 | - | - |
| 61 | MANOPADU | - | 297 | 180 | 148 | 63 | 45 | 28 | 17 | 9 | 7 | 5 | - | - |
| 62 | ALAMPUR | 7 | 283 | 154 | 128 | 102 | 71 | 42 | 35 | 19 | 18 | 14 | - | - |
| 63 | VEEPANGANDLA | - | 207 | 87 | 65 | 62 | 53 | 29 | 27 | 17 | 9 | 15 | - | - |
| 64 | KOLLAPUR | 4 | 345 | 140 | 125 | 100 | 76 | 50 | 63 | 22 | 18 | 28 | - | - |
| TOTAL | | 633 | 15582 | 6867 | 5515 | 3923 | 3245 | 2098 | 1820 | 1219 | 932 | 789 | 0 | 0 |

Table - 3.33
CLASS WISE ENROLMENT
SC - TOTAL

2000-2001

| SL NO | MANDAL | PP | I | II | III | IV | V | VI | VII | VIII | IX | X | XI | XII |
|--------------|---------------------|-------------|--------------|--------------|--------------|--------------|-------------|-------------|-------------|-------------|-------------|-------------|----------|----------|
| 1 | KODANGAL | 20 | 520 | 193 | 174 | 120 | 85 | 79 | 71 | 65 | 34 | 47 | - | - |
| 2 | BOMRASPETA | - | 432 | 135 | 116 | 92 | 67 | 49 | 44 | 24 | 11 | 9 | - | - |
| 3 | KOSGI | 3 | 475 | 208 | 153 | 152 | 96 | 71 | 71 | 59 | 36 | 36 | - | - |
| 4 | DOULATABAD | 9 | 352 | 178 | 133 | 80 | 67 | 46 | 37 | 26 | 17 | 17 | - | - |
| 5 | DAMARAGIDDA | - | 481 | 240 | 160 | 106 | 64 | 58 | 51 | 21 | 29 | 20 | - | - |
| 6 | MADDUR | 16 | 442 | 209 | 119 | 109 | 92 | 72 | 70 | 37 | 21 | 5 | - | - |
| 7 | KOILKONDA | - | 345 | 196 | 162 | 144 | 103 | 78 | 66 | 60 | 38 | 32 | - | - |
| 8 | HANWADA | 6 | 365 | 179 | 156 | 114 | 90 | 49 | 45 | 22 | 13 | 8 | - | - |
| 9 | NAWABPET | 1 | 440 | 218 | 156 | 159 | 123 | 105 | 94 | 52 | 47 | 41 | - | - |
| 10 | BALANAGAR | - | 510 | 272 | 242 | 201 | 191 | 173 | 128 | 65 | 59 | 45 | - | - |
| 11 | KONDURG | - | 873 | 281 | 220 | 203 | 198 | 86 | 87 | 28 | 28 | 22 | - | - |
| 12 | FAROOQNAGAR | 190 | 755 | 353 | 377 | 338 | 330 | 339 | 308 | 267 | 207 | 170 | - | - |
| 13 | KOTHUR | 32 | 627 | 276 | 210 | 206 | 186 | 128 | 134 | 38 | 47 | 36 | - | - |
| 14 | KESHAMPETA | 93 | 474 | 245 | 193 | 157 | 141 | 87 | 86 | 39 | 23 | 21 | - | - |
| 15 | TALAKONDAPALLE | 1 | 675 | 329 | 238 | 171 | 151 | 121 | 102 | 67 | 60 | 52 | - | - |
| 16 | AMANGAL | 55 | 576 | 194 | 202 | 172 | 136 | 135 | 121 | 93 | 73 | 35 | - | - |
| 17 | MADGUL | - | 613 | 187 | 176 | 155 | 165 | 126 | 121 | 59 | 38 | 39 | - | - |
| 18 | VANGOOR | 6 | 668 | 216 | 183 | 186 | 161 | 89 | 94 | 55 | 46 | 42 | - | - |
| 19 | VELDANDA | 6 | 570 | 232 | 189 | 173 | 116 | 78 | 76 | 45 | 28 | 25 | - | - |
| 20 | KALWAKURTHY | 42 | 696 | 348 | 302 | 235 | 238 | 254 | 234 | 227 | 186 | 159 | - | - |
| 21 | MIDJIL | 5 | 578 | 230 | 182 | 183 | 138 | 121 | 70 | 41 | 28 | 34 | - | - |
| 22 | THIMMAJIPETA | - | 351 | 201 | 135 | 106 | 79 | 57 | 56 | 36 | 18 | 20 | - | - |
| 23 | JADCHERLA | 34 | 852 | 371 | 341 | 285 | 253 | 168 | 179 | 161 | 136 | 121 | - | - |
| 24 | BHOOTHPUR | 4 | 348 | 181 | 155 | 118 | 106 | 83 | 67 | 48 | 41 | 28 | - | - |
| 25 | MAHBUBNAGAR | 128 | 781 | 442 | 468 | 399 | 423 | 433 | 409 | 385 | 338 | 230 | - | - |
| 26 | ADDAKAL | - | 309 | 123 | 119 | 103 | 61 | 70 | 69 | 59 | 47 | 50 | - | - |
| 27 | DEVARKADARA | 21 | 441 | 168 | 133 | 128 | 113 | 70 | 78 | 51 | 33 | 27 | - | - |
| 28 | DHANWADA | 18 | 323 | 209 | 174 | 104 | 90 | 73 | 53 | 104 | 39 | 33 | - | - |
| 29 | NARAYANPET | 75 | 384 | 254 | 187 | 175 | 156 | 108 | 86 | 73 | 44 | 35 | - | - |
| 30 | UTKOOR | 4 | 377 | 197 | 129 | 117 | 92 | 59 | 48 | 21 | 22 | 19 | - | - |
| 31 | MAGANOR | 33 | 445 | 206 | 222 | 134 | 72 | 44 | 20 | 14 | 12 | 8 | - | - |
| 32 | MAKTHAL | 21 | 510 | 242 | 255 | 136 | 105 | 89 | 78 | 49 | 47 | 15 | - | - |
| 33 | NARVA | 18 | 363 | 147 | 137 | 80 | 78 | 32 | 34 | 15 | 16 | 17 | - | - |
| 34 | CHINNA CHINTA KUNTA | 6 | 343 | 186 | 131 | 142 | 132 | 133 | 81 | 75 | 49 | 27 | - | - |
| 35 | ATMAKUR | 13 | 378 | 217 | 160 | 121 | 95 | 105 | 84 | 107 | 75 | 44 | - | - |
| 36 | KOTHAKOTA | 10 | 371 | 197 | 173 | 111 | 141 | 185 | 174 | 122 | 106 | 55 | - | - |
| 37 | PEDDAMANDADI | 7 | 309 | 112 | 92 | 64 | 85 | 41 | 33 | 23 | 16 | 24 | - | - |
| 38 | GHANPUR | 17 | 278 | 156 | 132 | 83 | 77 | 56 | 46 | 23 | 20 | 24 | - | - |
| 39 | BIJINAPALLE | 15 | 491 | 245 | 251 | 232 | 153 | 141 | 133 | 89 | 57 | 54 | 4 | 8 |
| 40 | NAGAR KURNOOL | 121 | 645 | 285 | 319 | 268 | 255 | 179 | 155 | 179 | 128 | 55 | - | - |
| 41 | TADOOR | - | 597 | 181 | 147 | 88 | 58 | 57 | 41 | 23 | 20 | 20 | - | - |
| 42 | TELKAPALLE | - | 629 | 347 | 269 | 201 | 195 | 118 | 102 | 80 | 71 | 51 | - | - |
| 43 | UPPUNUNTHALA | 2 | 502 | 179 | 136 | 111 | 87 | 58 | 36 | 25 | 14 | 11 | - | - |
| 44 | ACHAMPETA | 44 | 642 | 237 | 241 | 210 | 221 | 253 | 191 | 158 | 112 | 122 | - | - |
| 45 | AMRABAD | 16 | 1046 | 370 | 338 | 285 | 235 | 215 | 170 | 140 | 135 | 123 | - | - |
| 46 | BALMOOR | - | 498 | 165 | 157 | 144 | 109 | 89 | 71 | 39 | 31 | 22 | - | - |
| 47 | LINGAL | 1 | 259 | 91 | 73 | 52 | 44 | 84 | 72 | 75 | 63 | 55 | - | - |
| 48 | PEDDAKOTHAPALLE | 34 | 528 | 253 | 231 | 151 | 160 | 100 | 80 | 49 | 29 | 33 | - | - |
| 49 | KODAIR | 35 | 322 | 168 | 130 | 109 | 93 | 42 | 27 | 23 | 11 | 18 | - | - |
| 50 | GOPALPETA | - | 640 | 275 | 210 | 172 | 184 | 120 | 73 | 66 | 36 | 43 | - | - |
| 51 | WANAPARTHY | 36 | 413 | 272 | 265 | 185 | 227 | 145 | 176 | 120 | 115 | 55 | - | - |
| 52 | PANGAL | 22 | 402 | 196 | 163 | 124 | 123 | 58 | 48 | 37 | 23 | 32 | - | - |
| 53 | PEBBAIR | 22 | 626 | 245 | 195 | 153 | 124 | 94 | 58 | 52 | 27 | 23 | - | - |
| 54 | GADWAL | 86 | 551 | 388 | 345 | 248 | 221 | 189 | 176 | 131 | 120 | 53 | - | - |
| 55 | DHARUR | - | 381 | 178 | 148 | 109 | 88 | 60 | 48 | 35 | 12 | 17 | - | - |
| 56 | MALDAKAL | 23 | 260 | 168 | 154 | 107 | 89 | 47 | 42 | 22 | 14 | 27 | - | - |
| 57 | GHATTU | - | 401 | 156 | 111 | 82 | 76 | 27 | 29 | 22 | 15 | 6 | - | - |
| 58 | AIZA | 23 | 640 | 268 | 218 | 152 | 125 | 76 | 61 | 77 | 65 | 61 | - | - |
| 59 | WADDEPALLE | - | 677 | 440 | 309 | 187 | 165 | 77 | 82 | 66 | 70 | 54 | - | - |
| 60 | ITIKYAL | - | 516 | 332 | 200 | 161 | 109 | 74 | 85 | 62 | 42 | 25 | - | - |
| 61 | MANOPADU | - | 599 | 387 | 335 | 205 | 169 | 102 | 87 | 51 | 60 | 51 | - | - |
| 62 | ALAMPUR | 32 | 515 | 324 | 308 | 239 | 156 | 107 | 106 | 59 | 50 | 34 | - | - |
| 63 | VEEPANGANDLA | - | 430 | 186 | 168 | 158 | 138 | 78 | 82 | 58 | 56 | 54 | - | - |
| 64 | KOLLAPUR | 14 | 721 | 293 | 271 | 236 | 242 | 150 | 149 | 85 | 95 | 51 | - | - |
| TOTAL | | 1420 | 32561 | 15157 | 12878 | 10231 | 8942 | 6890 | 6085 | 4579 | 3599 | 3093 | 4 | 8 |

Table - 3.34
STAGE WISE ENROLMENT
SC - BOYS

2000-2001

| SL NO | MANDAL | PP | I - V | VI - VII | VIII - X | XI - XII | I - X | PP - XII |
|--------------|---------------------|------------|--------------|-------------|-------------|-----------|--------------|--------------|
| 1 | KODANGAL | 9 | 564 | 98 | 102 | - | 764 | 773 |
| 2 | BOMRASPETA | - | 468 | 51 | 36 | - | 555 | 555 |
| 3 | KOSGI | 3 | 585 | 102 | 116 | - | 803 | 806 |
| 4 | DOULATABAD | 8 | 466 | 64 | 36 | - | 566 | 574 |
| 5 | DAMARAGIDDA | - | 568 | 92 | 65 | - | 725 | 725 |
| 6 | MADDUR | 5 | 579 | 116 | 52 | - | 747 | 752 |
| 7 | KOILKONDA | - | 548 | 99 | 109 | - | 756 | 756 |
| 8 | HANWADA | 4 | 503 | 74 | 35 | - | 612 | 616 |
| 9 | NAWABPET | - | 653 | 141 | 106 | - | 900 | 900 |
| 10 | BALANAGAR | - | 744 | 212 | 120 | - | 1076 | 1076 |
| 11 | KONDURG | - | 1002 | 139 | 70 | - | 1211 | 1211 |
| 12 | FAROOQNAGAR | 99 | 1070 | 328 | 334 | - | 1732 | 1831 |
| 13 | KOTHUR | 17 | 772 | 160 | 79 | - | 1011 | 1028 |
| 14 | KESHAMPETA | 39 | 669 | 141 | 68 | - | 878 | 917 |
| 15 | TALAKONDAPALLE | 1 | 804 | 171 | 160 | - | 1135 | 1136 |
| 16 | AMANGAL | 31 | 700 | 186 | 155 | - | 1041 | 1072 |
| 17 | MADGUL | - | 703 | 172 | 111 | - | 986 | 986 |
| 18 | VANGOOR | 2 | 835 | 151 | 127 | - | 1113 | 1115 |
| 19 | VELDANDA | 5 | 667 | 113 | 75 | - | 855 | 860 |
| 20 | KALWAKURTHY | 23 | 949 | 359 | 459 | - | 1767 | 1790 |
| 21 | MIDJIL | 3 | 720 | 137 | 82 | - | 939 | 942 |
| 22 | THIMMAJIPETA | - | 472 | 67 | 47 | - | 586 | 586 |
| 23 | JADCHERLA | 23 | 1067 | 217 | 324 | - | 1608 | 1631 |
| 24 | BHOOTHUPUR | 2 | 478 | 102 | 88 | - | 668 | 670 |
| 25 | MAHBUBNAGAR | 68 | 1312 | 423 | 437 | - | 2172 | 2240 |
| 26 | ADDAKAL | - | 408 | 112 | 127 | - | 647 | 647 |
| 27 | DEVARKADARA | 13 | 571 | 108 | 82 | - | 761 | 774 |
| 28 | DHANWADA | 13 | 540 | 94 | 176 | - | 810 | 823 |
| 29 | NARAYANPET | 48 | 636 | 144 | 107 | - | 887 | 935 |
| 30 | UTKOOR | 1 | 534 | 86 | 48 | - | 668 | 669 |
| 31 | MAGANOOOR | 19 | 628 | 55 | 25 | - | 708 | 727 |
| 32 | MAKTHAL | 13 | 741 | 116 | 78 | - | 935 | 948 |
| 33 | NARVA | 10 | 444 | 39 | 44 | - | 527 | 537 |
| 34 | CHINNA CHINTA KUNTA | 4 | 516 | 138 | 105 | - | 759 | 763 |
| 35 | ATMAKUR | 4 | 567 | 123 | 154 | - | 844 | 848 |
| 36 | KOTHAKOTA | 4 | 579 | 286 | 280 | - | 1145 | 1149 |
| 37 | PEDDAMANDADI | 3 | 363 | 50 | 48 | - | 461 | 464 |
| 38 | GHANPUR | 14 | 450 | 79 | 55 | - | 584 | 598 |
| 39 | BIJINAPALLE | 9 | 795 | 191 | 146 | 12 | 1132 | 1153 |
| 40 | NAGAR KURNOOL | 72 | 1048 | 234 | 291 | - | 1573 | 1645 |
| 41 | TADOOR | - | 581 | 70 | 50 | - | 701 | 701 |
| 42 | TELKAPALLE | - | 920 | 160 | 169 | - | 1249 | 1249 |
| 43 | UPPUNUNTHALA | - | 546 | 69 | 37 | - | 652 | 652 |
| 44 | ACHAMPETA | 24 | 781 | 313 | 324 | - | 1418 | 1442 |
| 45 | AMRABAD | 6 | 1270 | 322 | 375 | - | 1967 | 1973 |
| 46 | BALMOOR | - | 568 | 124 | 76 | - | 768 | 768 |
| 47 | LINGAL | - | 285 | 152 | 201 | - | 638 | 638 |
| 48 | PEDDAKOTHAPALLE | 16 | 801 | 127 | 84 | - | 1012 | 1028 |
| 49 | KODAIR | 17 | 436 | 56 | 42 | - | 534 | 551 |
| 50 | GOPALPETA | - | 875 | 154 | 103 | - | 1132 | 1132 |
| 51 | WANAPARTHY | 25 | 732 | 211 | 213 | - | 1156 | 1181 |
| 52 | PANGAL | 17 | 603 | 67 | 73 | - | 743 | 760 |
| 53 | PEBBAIR | 11 | 785 | 114 | 91 | - | 990 | 1001 |
| 54 | GADWAL | 39 | 989 | 232 | 228 | - | 1449 | 1488 |
| 55 | DHARUR | - | 557 | 83 | 54 | - | 694 | 694 |
| 56 | MALDAKAL | 11 | 539 | 76 | 49 | - | 664 | 675 |
| 57 | GHATTU | - | 551 | 51 | 33 | - | 635 | 635 |
| 58 | AIZA | 17 | 861 | 100 | 171 | - | 1132 | 1149 |
| 59 | WADDEPALLE | - | 1110 | 119 | 171 | - | 1400 | 1400 |
| 60 | ITIKYAL | - | 780 | 117 | 95 | - | 992 | 992 |
| 61 | MANOPADU | - | 962 | 144 | 141 | - | 1247 | 1247 |
| 62 | ALAMPUR | 25 | 804 | 136 | 92 | - | 1032 | 1057 |
| 63 | VEEPANGANDLA | - | 606 | 104 | 127 | - | 837 | 837 |
| 64 | KOLLAPUR | 10 | 977 | 186 | 173 | - | 1336 | 1346 |
| TOTAL | | 787 | 44637 | 9057 | 8331 | 12 | 62025 | 62824 |

Table - 3.35
STAGE WISE ENROLMENT
SC - GIRLS

2000-2001

| SL NO | MANDAL | PP | I - V | VI - VII | VIII - X | XI - XII | I - X | PP - XII |
|--------------|---------------------|------------|--------------|-------------|-------------|----------|--------------|--------------|
| 1 | KODANGAL | 11 | 528 | 52 | 44 | - | 624 | 635 |
| 2 | BOMRASPETA | - | 374 | 42 | 8 | - | 424 | 424 |
| 3 | KOSGI | - | 499 | 40 | 15 | - | 554 | 554 |
| 4 | DOULATABAD | 1 | 344 | 19 | 24 | - | 387 | 388 |
| 5 | DAMARAGIDDA | - | 483 | 17 | 5 | - | 505 | 505 |
| 6 | MADDUR | 11 | 392 | 26 | 11 | - | 429 | 440 |
| 7 | KOILKONDA | - | 402 | 45 | 21 | - | 468 | 468 |
| 8 | HANWADA | 2 | 401 | 20 | 8 | - | 429 | 431 |
| 9 | NAWABPET | 1 | 443 | 58 | 34 | - | 535 | 536 |
| 10 | BALANAGAR | - | 672 | 89 | 50 | - | 811 | 811 |
| 11 | KONDURG | - | 773 | 34 | 8 | - | 815 | 815 |
| 12 | FAROOQNAGAR | 91 | 1083 | 319 | 310 | - | 1712 | 1803 |
| 13 | KOTHUR | 15 | 733 | 102 | 42 | - | 877 | 892 |
| 14 | KESHAMPETA | 54 | 541 | 32 | 15 | - | 588 | 642 |
| 15 | TALAKONDAPALLE | - | 760 | 52 | 29 | - | 841 | 841 |
| 16 | AMANGAL | 24 | 580 | 70 | 47 | - | 697 | 721 |
| 17 | MADGUL | - | 593 | 75 | 25 | - | 693 | 693 |
| 18 | VANGOOR | 4 | 579 | 32 | 16 | - | 627 | 631 |
| 19 | VELDANDA | 1 | 613 | 41 | 24 | - | 678 | 679 |
| 20 | KALWAKURTHY | 19 | 870 | 129 | 113 | - | 1112 | 1131 |
| 21 | MIDJIL | 2 | 591 | 54 | 21 | - | 666 | 668 |
| 22 | THIMMAJIPETA | - | 400 | 46 | 27 | - | 473 | 473 |
| 23 | JADCHERLA | 11 | 1035 | 130 | 94 | - | 1259 | 1270 |
| 24 | BHOOTHPUR | 2 | 430 | 48 | 29 | - | 507 | 509 |
| 25 | MAHBUBNAGAR | 60 | 1201 | 419 | 546 | - | 2166 | 2226 |
| 26 | ADDAKAL | - | 307 | 27 | 29 | - | 363 | 363 |
| 27 | DEVARKADARA | 8 | 412 | 40 | 29 | - | 481 | 489 |
| 28 | DHANWADA | 5 | 360 | 32 | 30 | - | 422 | 427 |
| 29 | NARAYANPET | 27 | 520 | 50 | 46 | - | 616 | 643 |
| 30 | UTKOOR | 3 | 378 | 21 | 14 | - | 413 | 416 |
| 31 | MAGANOOOR | 14 | 451 | 9 | 9 | - | 469 | 483 |
| 32 | MAKTHAL | 8 | 507 | 51 | 33 | - | 591 | 599 |
| 33 | NARVA | 8 | 361 | 27 | 4 | - | 392 | 400 |
| 34 | CHINNA CHINTA KUNTA | 2 | 418 | 76 | 46 | - | 540 | 542 |
| 35 | ATMAKUR | 9 | 404 | 66 | 72 | - | 542 | 551 |
| 36 | KOTHAKOTA | 6 | 414 | 73 | 43 | - | 530 | 536 |
| 37 | PEDDAMANDADI | 4 | 299 | 24 | 15 | - | 338 | 342 |
| 38 | GHANPUR | 3 | 276 | 23 | 12 | - | 311 | 314 |
| 39 | BIJINAPALLE | 6 | 577 | 83 | 54 | - | 714 | 720 |
| 40 | NAGAR KURNOOL | 49 | 724 | 100 | 114 | - | 938 | 987 |
| 41 | TADOOR | - | 490 | 28 | 13 | - | 531 | 531 |
| 42 | TELKAPALLE | - | 721 | 60 | 33 | - | 814 | 814 |
| 43 | UPPUNUNTHALA | 2 | 469 | 25 | 13 | - | 507 | 509 |
| 44 | ACHAMPETA | 20 | 770 | 131 | 68 | - | 969 | 989 |
| 45 | AMRABAD | 10 | 1004 | 63 | 28 | - | 1095 | 1105 |
| 46 | BALMOOR | - | 505 | 36 | 16 | - | 557 | 557 |
| 47 | LINGAL | 1 | 234 | 4 | 3 | - | 241 | 242 |
| 48 | PEDDAKOTHAPALLE | 18 | 522 | 53 | 27 | - | 602 | 620 |
| 49 | KODAIR | 18 | 386 | 13 | 10 | - | 409 | 427 |
| 50 | GOPALPETA | - | 606 | 39 | 42 | - | 687 | 687 |
| 51 | WANAPARTHY | 11 | 630 | 110 | 107 | - | 847 | 858 |
| 52 | PANGAL | 5 | 405 | 39 | 19 | - | 463 | 468 |
| 53 | PEBBAIR | 11 | 558 | 38 | 16 | - | 612 | 623 |
| 54 | GADWAL | 47 | 764 | 133 | 116 | - | 1013 | 1060 |
| 55 | DHARUR | - | 347 | 25 | 10 | - | 382 | 382 |
| 56 | MALDAKAL | 12 | 239 | 13 | 14 | - | 266 | 278 |
| 57 | GHATTU | - | 275 | 5 | 10 | - | 290 | 290 |
| 58 | AIZA | 6 | 542 | 37 | 32 | - | 611 | 617 |
| 59 | WADDEPALLE | - | 668 | 40 | 29 | - | 737 | 737 |
| 60 | ITIKYAL | - | 538 | 42 | 37 | - | 617 | 617 |
| 61 | MANOPADU | - | 733 | 45 | 21 | - | 799 | 799 |
| 62 | ALAMPUR | 7 | 738 | 77 | 51 | - | 866 | 873 |
| 63 | VEEPANGANDLA | - | 474 | 56 | 41 | - | 571 | 571 |
| 64 | KOLLAPUR | 4 | 786 | 113 | 68 | - | 967 | 971 |
| TOTAL | | 633 | 35132 | 3918 | 2940 | - | 41990 | 42623 |

Table - 3.36
STAGE WISE ENROLMENT
SC - TOTAL

2000-2001

| SL NO | MANDAL | PP | I - V | VI - VII | VIII - X | XI - XII | I - X | PP - XII |
|--------------|---------------------|-------------|--------------|--------------|--------------|-----------|---------------|---------------|
| 1 | KODANGAL | 20 | 1092 | 150 | 146 | - | 1388 | 1408 |
| 2 | BOMRASPEETA | - | 842 | 93 | 44 | - | 979 | 979 |
| 3 | KOSGI | 3 | 1084 | 142 | 131 | - | 1357 | 1360 |
| 4 | DOULATABAD | 9 | 810 | 83 | 60 | - | 953 | 962 |
| 5 | DAMARAGIDDA | - | 1051 | 109 | 70 | - | 1230 | 1230 |
| 6 | MADDUR | 16 | 971 | 142 | 63 | - | 1176 | 1192 |
| 7 | KOILKONDA | - | 950 | 144 | 130 | - | 1224 | 1224 |
| 8 | HANWADA | 6 | 904 | 94 | 43 | - | 1041 | 1047 |
| 9 | NAWABPET | 1 | 1096 | 199 | 140 | - | 1435 | 1436 |
| 10 | BALANAGAR | - | 1416 | 301 | 170 | - | 1887 | 1887 |
| 11 | KONDURG | - | 1775 | 173 | 78 | - | 2026 | 2026 |
| 12 | FAROOQNAGAR | 190 | 2153 | 647 | 644 | - | 3444 | 3634 |
| 13 | KOTHUR | 32 | 1505 | 262 | 121 | - | 1888 | 1920 |
| 14 | KESHAMPETA | 93 | 1210 | 173 | 83 | - | 1466 | 1559 |
| 15 | TALAKONDAPALLE | 1 | 1564 | 223 | 189 | - | 1976 | 1977 |
| 16 | AMANGAL | 55 | 1280 | 256 | 202 | - | 1738 | 1793 |
| 17 | MADGUL | - | 1296 | 247 | 136 | - | 1679 | 1679 |
| 18 | VANGOOR | 6 | 1414 | 183 | 143 | - | 1740 | 1746 |
| 19 | VELDANDA | 6 | 1280 | 154 | 99 | - | 1533 | 1539 |
| 20 | KALWAKURTHY | 42 | 1819 | 488 | 572 | - | 2879 | 2921 |
| 21 | MIDJIL | 5 | 1311 | 191 | 103 | - | 1605 | 1610 |
| 22 | THIMMAJIPETA | - | 872 | 113 | 74 | - | 1059 | 1059 |
| 23 | JADCHERLA | 34 | 2102 | 347 | 418 | - | 2867 | 2901 |
| 24 | BHOOTHUPUR | 4 | 908 | 150 | 117 | - | 1175 | 1179 |
| 25 | MAHBUBNAGAR | 128 | 2513 | 842 | 983 | - | 4338 | 4466 |
| 26 | ADDAKAL | - | 715 | 139 | 156 | - | 1010 | 1010 |
| 27 | DEVARKADARA | 21 | 983 | 148 | 111 | - | 1242 | 1263 |
| 28 | DHANWADA | 18 | 900 | 126 | 206 | - | 1232 | 1250 |
| 29 | NARAYANPET | 75 | 1156 | 194 | 153 | - | 1503 | 1578 |
| 30 | UTKOOOR | 4 | 912 | 107 | 62 | - | 1081 | 1085 |
| 31 | MAGANOOOR | 33 | 1079 | 64 | 34 | - | 1177 | 1210 |
| 32 | MAKTHAL | 21 | 1248 | 167 | 111 | - | 1526 | 1547 |
| 33 | NARVA | 18 | 805 | 66 | 48 | - | 919 | 937 |
| 34 | CHINNA CHINTA KUNTA | 6 | 934 | 214 | 151 | - | 1299 | 1305 |
| 35 | ATMAKUR | 13 | 971 | 189 | 226 | - | 1386 | 1399 |
| 36 | KOTHAKOTA | 10 | 993 | 359 | 323 | - | 1675 | 1685 |
| 37 | PEDDAMANDADI | 7 | 662 | 74 | 63 | - | 799 | 806 |
| 38 | GHANPUR | 17 | 726 | 102 | 67 | - | 895 | 912 |
| 39 | BIJINAPALLE | 15 | 1372 | 274 | 200 | 12 | 1846 | 1873 |
| 40 | NAGAR KURNOOL | 121 | 1772 | 334 | 405 | - | 2511 | 2632 |
| 41 | TADOOR | - | 1071 | 98 | 63 | - | 1232 | 1232 |
| 42 | TELKAPALLE | - | 1641 | 220 | 202 | - | 2063 | 2063 |
| 43 | UPPUNUNTHALA | 2 | 1015 | 94 | 50 | - | 1159 | 1161 |
| 44 | ACHAMPETA | 44 | 1551 | 444 | 392 | - | 2387 | 2431 |
| 45 | AMRABAD | 16 | 2274 | 385 | 403 | - | 3062 | 3078 |
| 46 | BALMOOR | - | 1073 | 160 | 92 | - | 1325 | 1325 |
| 47 | LINGAL | 1 | 519 | 156 | 204 | - | 879 | 880 |
| 48 | PEDDAKOTHAPALLE | 34 | 1323 | 180 | 111 | - | 1614 | 1648 |
| 49 | KODAIR | 35 | 822 | 69 | 52 | - | 943 | 978 |
| 50 | GOPALPETA | - | 1481 | 193 | 145 | - | 1819 | 1819 |
| 51 | WANAPARTHY | 36 | 1362 | 321 | 320 | - | 2003 | 2039 |
| 52 | PANGAL | 22 | 1008 | 106 | 92 | - | 1206 | 1228 |
| 53 | PEBBAIR | 22 | 1343 | 152 | 107 | - | 1602 | 1624 |
| 54 | GADWAL | 86 | 1753 | 365 | 344 | - | 2462 | 2548 |
| 55 | DHARUR | - | 904 | 108 | 64 | - | 1076 | 1076 |
| 56 | MALDAKAL | 23 | 778 | 89 | 63 | - | 930 | 953 |
| 57 | GHATTU | - | 826 | 56 | 43 | - | 925 | 925 |
| 58 | AIZA | 23 | 1403 | 137 | 203 | - | 1743 | 1766 |
| 59 | WADDEPALLE | - | 1778 | 159 | 200 | - | 2137 | 2137 |
| 60 | ITIKYAL | - | 1318 | 159 | 132 | - | 1609 | 1609 |
| 61 | MANOPADU | - | 1695 | 189 | 162 | - | 2046 | 2046 |
| 62 | ALAMPUR | 32 | 1542 | 213 | 143 | - | 1898 | 1930 |
| 63 | VEEPANGANDLA | - | 1080 | 160 | 168 | - | 1408 | 1408 |
| 64 | KOLLAPUR | 14 | 1763 | 299 | 241 | - | 2303 | 2317 |
| TOTAL | | 1420 | 79769 | 12975 | 11271 | 12 | 104015 | 105447 |

Table - 3.41
CLASS WISE ENROLMENT
ST - BOYS

2000-2001

| SL NO | MANDAL | PP | I | II | III | IV | V | VI | VII | VIII | IX | X | XI | XII |
|--------------|---------------------|------------|--------------|-------------|-------------|-------------|-------------|-------------|-------------|-------------|------------|------------|----------|----------|
| 1 | KODANGAL | 14 | 101 | 55 | 27 | 34 | 25 | 23 | 22 | 17 | 16 | 14 | - | - |
| 2 | BOMRASPETA | 14 | 600 | 176 | 87 | 53 | 50 | 27 | 16 | 8 | 12 | 5 | - | - |
| 3 | KOSGI | 5 | 77 | 49 | 42 | 21 | 25 | 20 | 18 | 20 | 11 | 4 | - | - |
| 4 | DOULATABAD | 2 | 172 | 67 | 42 | 22 | 7 | 9 | 17 | 2 | 1 | 15 | - | - |
| 5 | DAMARAGIDDA | - | 50 | 40 | 36 | 17 | 10 | 2 | 5 | 6 | 1 | 5 | - | - |
| 6 | MADDUR | 19 | 291 | 121 | 64 | 47 | 25 | 34 | 22 | 14 | 8 | 2 | - | - |
| 7 | KOILKONDA | 8 | 541 | 205 | 121 | 100 | 78 | 46 | 44 | 47 | 32 | 29 | - | - |
| 8 | HANWADA | 10 | 359 | 212 | 150 | 69 | 51 | 46 | 16 | 12 | 9 | 4 | - | - |
| 9 | NAWABPET | 1 | 191 | 57 | 36 | 26 | 44 | 28 | 16 | 11 | 23 | 4 | - | - |
| 10 | BALANAGAR | - | 993 | 332 | 208 | 164 | 121 | 105 | 101 | 80 | 34 | 33 | - | - |
| 11 | KONDURG | - | 103 | 30 | 17 | 24 | 14 | 8 | 5 | 8 | 4 | 3 | - | - |
| 12 | FAROOQNAGAR | 44 | 481 | 200 | 166 | 156 | 111 | 88 | 80 | 40 | 37 | 21 | - | - |
| 13 | KOTHUR | 11 | 208 | 66 | 74 | 44 | 26 | 20 | 12 | 13 | 6 | 3 | - | - |
| 14 | KESHAMPETA | 29 | 221 | 58 | 50 | 42 | 45 | 34 | 13 | 16 | 14 | 15 | - | - |
| 15 | TALAKONDAPALLE | - | 510 | 186 | 117 | 53 | 34 | 38 | 18 | 30 | 13 | 13 | - | - |
| 16 | AMANGAL | 51 | 777 | 258 | 226 | 147 | 112 | 105 | 95 | 92 | 78 | 58 | - | - |
| 17 | MADGUL | - | 331 | 102 | 72 | 64 | 49 | 40 | 35 | 38 | 28 | 26 | - | - |
| 18 | VANGOOR | 7 | 261 | 102 | 43 | 34 | 17 | 9 | 4 | 6 | 5 | 2 | - | - |
| 19 | VELDANDA | - | 459 | 162 | 78 | 36 | 19 | 27 | 30 | 10 | 11 | 3 | - | - |
| 20 | KALWAKURTHY | 29 | 216 | 94 | 62 | 69 | 73 | 84 | 44 | 27 | 62 | 46 | - | - |
| 21 | MIDJIL | 2 | 147 | 55 | 44 | 16 | 7 | 15 | 15 | 6 | 5 | 1 | - | - |
| 22 | THIMMAJIPETA | - | 265 | 85 | 37 | 25 | 20 | 29 | 17 | 18 | 9 | 6 | - | - |
| 23 | JADCHERLA | 42 | 472 | 192 | 163 | 99 | 90 | 92 | 91 | 103 | 99 | 82 | - | - |
| 24 | BHOOTHUPUR | 4 | 134 | 88 | 65 | 54 | 30 | 25 | 27 | 26 | 29 | 17 | - | - |
| 25 | MAHBUBNAGAR | 68 | 346 | 256 | 210 | 150 | 122 | 127 | 128 | 99 | 55 | 50 | - | - |
| 26 | ADDAKAL | - | 74 | 25 | 17 | 9 | 5 | 8 | 8 | 11 | 8 | 6 | - | - |
| 27 | DEVARKADARA | 4 | 36 | 13 | 20 | 19 | 15 | 6 | 7 | 4 | 4 | 3 | - | - |
| 28 | DHANWADA | 2 | 169 | 77 | 41 | 31 | 28 | 22 | 12 | 14 | 14 | 6 | - | - |
| 29 | NARAYANPET | 11 | 226 | 114 | 52 | 29 | 27 | 23 | 15 | 15 | 7 | 11 | - | - |
| 30 | UTKOOOR | 1 | 46 | 12 | 6 | 3 | - | - | 1 | 1 | - | - | - | - |
| 31 | MAGANOOOR | 1 | 8 | 7 | 3 | 2 | 1 | 1 | 2 | - | - | - | - | - |
| 32 | MAKTHAL | 3 | 10 | 7 | 4 | 2 | 5 | 1 | 3 | 1 | 2 | 1 | - | - |
| 33 | NARVA | 2 | 143 | 31 | 23 | 6 | 7 | 5 | 5 | 3 | - | 4 | - | - |
| 34 | CHINNA CHINTA KUNTA | 1 | 45 | 12 | 16 | 12 | 13 | 6 | 12 | 4 | 2 | 4 | - | - |
| 35 | ATMAKUR | 6 | 92 | 43 | 16 | 21 | 10 | 14 | 6 | 8 | 1 | 3 | - | - |
| 36 | KOTHAKOTA | 15 | 136 | 51 | 42 | 24 | 19 | 17 | 20 | 17 | 9 | 9 | - | - |
| 37 | PEDDAMANDADI | 6 | 193 | 56 | 38 | 19 | 8 | 7 | 2 | 5 | 5 | 2 | - | - |
| 38 | GHANPUR | 27 | 203 | 85 | 45 | 63 | 47 | 23 | 27 | 22 | 18 | 10 | - | - |
| 39 | BIJINAPALLE | - | 237 | 91 | 51 | 34 | 30 | 42 | 30 | 13 | 12 | 12 | 3 | 2 |
| 40 | NAGAR KURNOOL | 8 | 21 | 19 | 16 | 12 | 7 | 14 | 19 | 12 | 11 | 10 | - | - |
| 41 | TADOOR | - | 63 | 9 | 14 | 7 | 11 | 5 | 6 | 2 | 4 | 4 | - | - |
| 42 | TELKAPALLE | - | 33 | 7 | 9 | 6 | 12 | 1 | 6 | 2 | 3 | 3 | - | - |
| 43 | UPPUNUNTHALA | 1 | 201 | 63 | 18 | 6 | 4 | 1 | 2 | 1 | 2 | 3 | - | - |
| 44 | ACHAMPETA | 60 | 837 | 255 | 159 | 126 | 109 | 89 | 79 | 65 | 27 | 20 | - | - |
| 45 | AMRABAD | 49 | 368 | 134 | 165 | 141 | 111 | 90 | 82 | 86 | 83 | 87 | - | - |
| 46 | BALMOOR | 14 | 170 | 58 | 65 | 54 | 33 | 47 | 29 | 20 | 8 | 4 | - | - |
| 47 | LINGAL | 48 | 370 | 140 | 132 | 76 | 62 | 35 | 26 | 40 | 67 | 62 | - | - |
| 48 | PEDDAKOTHAPALLE | 2 | 76 | 32 | 25 | 15 | 8 | 5 | 4 | 5 | 8 | 1 | - | - |
| 49 | KODAIR | 1 | 232 | 65 | 33 | 21 | 30 | 20 | 26 | 4 | 9 | 5 | - | - |
| 50 | GOPALPETA | - | 211 | 70 | 37 | 38 | 27 | 10 | 6 | 6 | 4 | 9 | - | - |
| 51 | WANAPARTHY | 18 | 276 | 133 | 109 | 92 | 70 | 53 | 49 | 53 | 33 | 13 | - | - |
| 52 | PANGAL | 21 | 219 | 96 | 61 | 41 | 28 | 22 | 13 | 12 | 17 | 6 | - | - |
| 53 | PEBBAIR | 8 | 68 | 35 | 42 | 26 | 7 | 10 | 4 | 3 | 6 | 5 | - | - |
| 54 | GADWAL | 4 | 29 | 10 | 33 | 37 | 31 | 29 | 25 | 9 | 6 | 5 | - | - |
| 55 | DHARUR | 39 | 136 | 24 | 10 | 13 | 8 | 1 | 3 | 3 | 1 | 1 | - | - |
| 56 | MALDAKAL | - | 50 | 18 | 11 | 8 | 2 | 4 | 4 | 4 | 1 | 4 | - | - |
| 57 | GHATTU | - | 28 | 38 | 22 | 4 | 4 | 2 | 1 | - | 1 | 2 | - | - |
| 58 | AIZA | 16 | 11 | 5 | 9 | 3 | 8 | 6 | 5 | 2 | 2 | 1 | - | - |
| 59 | WADDEPALLE | - | 11 | 7 | 2 | 5 | 2 | 2 | 2 | 6 | 2 | 3 | - | - |
| 60 | ITIKYAL | - | 11 | 4 | 5 | 3 | 4 | 2 | 4 | 9 | 5 | 4 | - | - |
| 61 | MANOPADU | - | 14 | 4 | - | 2 | 4 | - | 1 | - | - | - | - | - |
| 62 | ALAMPUR | 2 | 6 | 7 | 7 | 3 | 3 | 2 | 1 | 3 | 1 | - | - | - |
| 63 | VEEPANGANDLA | - | 61 | 17 | 22 | 19 | 12 | 4 | 5 | 10 | 3 | 7 | - | - |
| 64 | KOLLAPUR | 24 | 155 | 52 | 63 | 52 | 44 | 55 | 22 | 20 | 10 | 5 | - | - |
| TOTAL | | 754 | 13581 | 5174 | 3680 | 2650 | 2061 | 1765 | 1465 | 1244 | 998 | 796 | 3 | 2 |

Table - 3.42
CLASS WISE ENROLMENT
ST -- GIRLS

2000-2001

| SL NO | MANDAL | PP | I | II | III | IV | V | VI | VII | VIII | IX | X | XI | XII |
|--------------|---------------------|------------|--------------|-------------|-------------|------------|------------|------------|------------|------------|------------|------------|----------|----------|
| 1 | KODANGAL | 3 | 64 | 44 | 9 | 12 | 2 | - | 3 | 1 | 1 | 2 | - | - |
| 2 | BOMRASPETA | 16 | 521 | 99 | 29 | 10 | 3 | 3 | - | 1 | - | 1 | - | - |
| 3 | KOSGI | - | 68 | 24 | 27 | - | 3 | 5 | 2 | - | - | 1 | - | - |
| 4 | DOULATABAD | 1 | 119 | 29 | 17 | 2 | 7 | 4 | 2 | 1 | 1 | - | - | - |
| 5 | DAMARAGIDDA | - | 70 | 30 | 13 | 5 | 5 | - | 1 | - | - | - | - | - |
| 6 | MADDUR | 9 | 271 | 103 | 37 | 24 | 9 | 13 | 10 | 5 | 3 | 3 | - | - |
| 7 | KOILKONDA | 5 | 437 | 140 | 73 | 39 | 25 | 12 | 10 | 5 | 6 | 5 | - | - |
| 8 | HANWADA | 3 | 320 | 149 | 98 | 23 | 18 | 9 | 4 | 2 | - | 1 | - | - |
| 9 | NAWABPET | - | 135 | 33 | 11 | 13 | 8 | 1 | 5 | 2 | 5 | - | - | - |
| 10 | BALANAGAR | - | 748 | 223 | 106 | 48 | 24 | 18 | 8 | 10 | 9 | 11 | - | - |
| 11 | KONDURG | - | 39 | 4 | 7 | 1 | 2 | 1 | - | - | - | - | - | - |
| 12 | FAROOQNAGAR | 23 | 415 | 90 | 76 | 53 | 32 | 25 | 8 | 4 | 13 | 6 | - | - |
| 13 | KOTHUR | - | 177 | 34 | 23 | 11 | 6 | 9 | 7 | 3 | 2 | - | - | - |
| 14 | KESHAMPETA | 30 | 154 | 27 | 14 | 9 | 7 | 10 | 6 | 1 | 3 | - | - | - |
| 15 | TALAKONDAPALLE | - | 403 | 98 | 34 | 8 | 7 | 3 | 4 | 1 | 1 | - | - | - |
| 16 | AMANGAL | 25 | 725 | 149 | 67 | 37 | 27 | 19 | 20 | 15 | 9 | 13 | - | - |
| 17 | MADGUL | - | 276 | 79 | 56 | 26 | 8 | 4 | 4 | 7 | 3 | 4 | - | - |
| 18 | VANGOOR | 4 | 267 | 65 | 15 | 6 | 1 | 1 | - | 1 | 2 | 1 | - | - |
| 19 | VELDANDA | - | 396 | 104 | 33 | 19 | 5 | 4 | 2 | - | 1 | 2 | - | - |
| 20 | KALWAKURTHY | 16 | 194 | 66 | 24 | 19 | 13 | 8 | 9 | 10 | 12 | 7 | - | - |
| 21 | MIDJIL | - | 139 | 40 | 23 | 1 | 4 | 2 | 3 | 1 | - | 1 | - | - |
| 22 | THIMMAJIPETA | - | 223 | 59 | 26 | 11 | 7 | 2 | 5 | 2 | - | - | - | - |
| 23 | JADCHERLA | 14 | 423 | 139 | 68 | 69 | 25 | 26 | 27 | 21 | 15 | 18 | - | - |
| 24 | BHOOTHPUR | 1 | 125 | 49 | 28 | 13 | 7 | 5 | 5 | 2 | 1 | 2 | - | - |
| 25 | MAHBUBNAGAR | 46 | 336 | 169 | 118 | 79 | 61 | 40 | 53 | 31 | 28 | 22 | - | - |
| 26 | ADDAKAL | - | 92 | 16 | 13 | 6 | 3 | 3 | 1 | - | 3 | - | - | - |
| 27 | DEVARKADARA | 3 | 42 | 14 | 7 | 5 | 10 | 4 | 3 | - | 1 | - | - | - |
| 28 | DHANWADA | 3 | 113 | 55 | 11 | 14 | 3 | 5 | 3 | 3 | - | 1 | - | - |
| 29 | NARAYANPET | 4 | 176 | 76 | 19 | 9 | 6 | 2 | 5 | 1 | 4 | 1 | - | - |
| 30 | UTKOOR | - | 29 | 10 | 6 | - | 2 | 2 | - | - | 1 | - | - | - |
| 31 | MAGANOOOR | - | 12 | 9 | 2 | 4 | 1 | - | - | - | - | - | - | - |
| 32 | MAKTHAL | 2 | 6 | 7 | 4 | 5 | 1 | 1 | 2 | - | - | 1 | - | - |
| 33 | NARVA | - | 97 | 11 | 4 | 2 | 1 | - | 1 | - | - | - | - | - |
| 34 | CHINNA CHINTA KUNTA | - | 45 | 17 | 10 | 9 | 5 | 1 | - | - | 4 | 1 | - | - |
| 35 | ATMAKUR | 3 | 71 | 18 | 10 | 4 | 1 | - | 2 | - | 1 | 1 | - | - |
| 36 | KOTHAKOTA | 3 | 90 | 25 | 11 | 9 | 9 | 2 | 4 | 2 | - | - | - | - |
| 37 | PEDDAMANDADI | 5 | 115 | 32 | 26 | 10 | 5 | 3 | 2 | - | 1 | - | - | - |
| 38 | GHANPUR | 3 | 139 | 54 | 23 | 15 | 7 | 6 | 1 | 8 | 2 | 2 | - | - |
| 39 | BIJINAPALLE | - | 173 | 45 | 19 | 8 | 4 | 3 | 3 | 3 | 1 | 5 | - | - |
| 40 | NAGAR KURNOOL | 4 | 20 | 2 | 13 | 3 | 5 | 5 | 7 | 5 | 2 | 1 | - | - |
| 41 | TADOOR | - | 50 | 8 | 10 | 5 | 2 | 2 | 1 | 1 | 1 | 1 | - | - |
| 42 | TELKAPALLE | - | 35 | 10 | 7 | 5 | 2 | 1 | - | 1 | 1 | - | - | - |
| 43 | UPPUNUNTHALA | 3 | 214 | 37 | 11 | 4 | 1 | - | 1 | 1 | - | - | - | - |
| 44 | ACHAMPETA | 27 | 759 | 119 | 69 | 54 | 28 | 19 | 14 | 4 | 7 | 6 | - | - |
| 45 | AMRABAD | 52 | 397 | 100 | 78 | 85 | 26 | 16 | 11 | 8 | 21 | 8 | - | - |
| 46 | BALMOOR | 14 | 151 | 46 | 28 | 17 | 13 | 5 | 1 | 3 | 1 | 3 | - | - |
| 47 | LINGAL | 29 | 262 | 116 | 77 | 35 | 31 | 25 | 25 | 17 | 13 | 16 | - | - |
| 48 | PEDDAKOTHAPALLE | 2 | 87 | 17 | 10 | 3 | 1 | 1 | 1 | 2 | - | 1 | - | - |
| 49 | KODAIR | 2 | 136 | 36 | 20 | 10 | 5 | 9 | 2 | 6 | 5 | 3 | - | - |
| 50 | GOPALPETA | - | 148 | 33 | 18 | 11 | 8 | 3 | 3 | 1 | 1 | - | - | - |
| 51 | WANAPARTHY | 13 | 222 | 83 | 60 | 30 | 25 | 8 | 14 | 5 | 9 | 3 | - | - |
| 52 | PANGAL | 20 | 148 | 48 | 26 | 12 | 12 | 1 | 6 | 1 | 1 | 1 | - | - |
| 53 | PEBBAIR | 2 | 62 | 12 | 28 | 9 | 3 | - | 1 | - | 2 | 1 | - | - |
| 54 | GADWAL | 5 | 14 | 12 | 20 | 22 | 28 | 23 | 19 | 2 | 7 | 2 | - | - |
| 55 | DHARUR | 15 | 72 | 15 | 6 | 6 | - | 1 | - | - | - | - | - | - |
| 56 | MALDAKAL | - | 35 | 9 | 7 | 3 | 1 | - | - | - | - | - | - | - |
| 57 | GHATTU | - | 26 | 22 | 8 | 3 | - | - | - | - | - | - | - | - |
| 58 | AIZA | 20 | 13 | 8 | 11 | 4 | 8 | 2 | 6 | - | 1 | 2 | - | - |
| 59 | WADDEPALLE | - | 6 | 1 | 1 | 2 | 1 | - | 1 | 2 | - | 1 | - | - |
| 60 | ITIKYAL | - | 5 | 3 | 2 | - | - | - | - | - | - | - | - | - |
| 61 | MANOPADU | - | 6 | 3 | - | 2 | 2 | - | - | - | - | - | 1 | - |
| 62 | ALAMPUR | 1 | 8 | 1 | 1 | 2 | 1 | - | 2 | 2 | - | - | - | - |
| 63 | VEEPANGANDLA | - | 42 | 16 | 14 | 3 | 4 | 1 | 2 | - | 2 | 1 | - | - |
| 64 | KOLLAPUR | 18 | 211 | 43 | 76 | 18 | 14 | 4 | 4 | 4 | 4 | 2 | - | - |
| TOTAL | | 449 | 11374 | 3235 | 1798 | 986 | 595 | 382 | 346 | 208 | 211 | 165 | 0 | 0 |

Table - 3.43
CLASS WISE ENROLMENT
ST - TOTAL

2000-2001

| SL NO | MANDAL | PP | I | II | III | IV | V | VI | VII | VIII | IX | X | XI | XII |
|--------------|---------------------|-------------|--------------|-------------|-------------|-------------|-------------|-------------|-------------|-------------|-------------|------------|----------|----------|
| 1 | KODANGAL | 17 | 165 | 99 | 36 | 46 | 27 | 23 | 25 | 18 | 17 | 16 | - | - |
| 2 | BOMRASPETA | 30 | 1121 | 275 | 116 | 63 | 53 | 30 | 16 | 9 | 12 | 6 | - | - |
| 3 | KOSGI | 5 | 145 | 73 | 69 | 21 | 28 | 25 | 20 | 20 | 11 | 5 | - | - |
| 4 | DOULATABAD | 3 | 291 | 96 | 59 | 24 | 14 | 13 | 19 | 3 | 2 | 15 | - | - |
| 5 | DAMARAGIDDA | - | 120 | 70 | 49 | 22 | 15 | 2 | 6 | 6 | 1 | 5 | - | - |
| 6 | MADDUR | 28 | 562 | 224 | 101 | 71 | 34 | 47 | 32 | 19 | 11 | 5 | - | - |
| 7 | KOILKONDA | 13 | 978 | 345 | 194 | 139 | 103 | 58 | 54 | 52 | 38 | 34 | - | - |
| 8 | HANWADA | 13 | 679 | 361 | 248 | 92 | 69 | 55 | 20 | 14 | 9 | 5 | - | - |
| 9 | NAWABPET | 1 | 326 | 90 | 47 | 39 | 52 | 29 | 21 | 13 | 28 | 4 | - | - |
| 10 | BALANAGAR | - | 1741 | 555 | 314 | 212 | 145 | 123 | 109 | 90 | 43 | 44 | - | - |
| 11 | KONDURG | - | 142 | 34 | 24 | 25 | 16 | 9 | 5 | 8 | 4 | 3 | - | - |
| 12 | FAROOQNAGAR | 67 | 896 | 290 | 242 | 209 | 143 | 113 | 88 | 44 | 50 | 27 | - | - |
| 13 | KOTHUR | 11 | 385 | 100 | 97 | 55 | 32 | 29 | 19 | 16 | 8 | 3 | - | - |
| 14 | KESHAMPETA | 59 | 375 | 85 | 64 | 51 | 52 | 44 | 19 | 17 | 17 | 15 | - | - |
| 15 | TALAKONDAPALLE | - | 913 | 284 | 151 | 61 | 41 | 41 | 22 | 31 | 14 | 13 | - | - |
| 16 | AMANGAL | 76 | 1502 | 407 | 293 | 184 | 139 | 124 | 115 | 107 | 87 | 71 | - | - |
| 17 | MADGUL | - | 607 | 181 | 128 | 90 | 57 | 44 | 39 | 45 | 31 | 30 | - | - |
| 18 | VANGOOR | 11 | 528 | 167 | 58 | 40 | 18 | 10 | 4 | 7 | 7 | 3 | - | - |
| 19 | VELDANDA | - | 855 | 266 | 111 | 55 | 24 | 31 | 32 | 10 | 12 | 5 | - | - |
| 20 | KALWAKURTHY | 45 | 410 | 160 | 86 | 88 | 86 | 92 | 53 | 37 | 74 | 53 | - | - |
| 21 | MIDJIL | 2 | 286 | 95 | 67 | 17 | 11 | 17 | 18 | 7 | 5 | 2 | - | - |
| 22 | THIMMAJIPETA | - | 488 | 144 | 63 | 36 | 27 | 31 | 22 | 20 | 9 | 6 | - | - |
| 23 | JADCHERLA | 56 | 895 | 331 | 231 | 168 | 115 | 118 | 118 | 124 | 114 | 100 | - | - |
| 24 | BHOOTHPUR | 5 | 259 | 137 | 93 | 67 | 37 | 30 | 32 | 28 | 30 | 19 | - | - |
| 25 | MAHBUBNAGAR | 114 | 682 | 425 | 328 | 229 | 183 | 167 | 181 | 130 | 83 | 72 | - | - |
| 26 | ADDAKAL | - | 166 | 41 | 30 | 15 | 8 | 11 | 9 | 11 | 11 | 6 | - | - |
| 27 | DEVARKADARA | 7 | 78 | 27 | 27 | 24 | 25 | 10 | 10 | 4 | 5 | 3 | - | - |
| 28 | DHANWADA | 5 | 282 | 132 | 52 | 45 | 31 | 27 | 15 | 17 | 14 | 7 | - | - |
| 29 | NARAYANPET | 15 | 402 | 190 | 71 | 38 | 33 | 25 | 20 | 16 | 11 | 12 | - | - |
| 30 | UTKOOR | 1 | 75 | 22 | 12 | 3 | 2 | 2 | 1 | 1 | 1 | - | - | - |
| 31 | MAGANOOOR | 1 | 20 | 16 | 5 | 6 | 2 | 1 | 2 | - | - | - | - | - |
| 32 | MAKTHAL | 5 | 16 | 14 | 8 | 7 | 6 | 2 | 5 | 1 | 2 | 2 | - | - |
| 33 | NARVA | 2 | 240 | 42 | 27 | 8 | 8 | 5 | 6 | 3 | - | 4 | - | - |
| 34 | CHINNA CHINTA KUNTA | 1 | 90 | 29 | 26 | 21 | 18 | 7 | 12 | 4 | 6 | 5 | - | - |
| 35 | ATMAKUR | 9 | 163 | 61 | 26 | 25 | 11 | 14 | 8 | 8 | 2 | 4 | - | - |
| 36 | KOTHAKOTA | 18 | 226 | 76 | 53 | 33 | 28 | 19 | 24 | 19 | 9 | 9 | - | - |
| 37 | PEDDAMANDADI | 11 | 308 | 88 | 64 | 29 | 13 | 10 | 4 | 5 | 6 | 2 | - | - |
| 38 | GHANPUR | 30 | 342 | 139 | 68 | 78 | 54 | 29 | 28 | 30 | 20 | 12 | - | - |
| 39 | BIJINAPALLE | - | 410 | 136 | 70 | 42 | 34 | 45 | 33 | 16 | 13 | 17 | 3 | 2 |
| 40 | NAGAR KURNOOL | 12 | 41 | 21 | 29 | 15 | 12 | 19 | 26 | 17 | 13 | 11 | - | - |
| 41 | TADOOR | - | 113 | 17 | 24 | 12 | 13 | 7 | 7 | 3 | 5 | 5 | - | - |
| 42 | TELKAPALLE | - | 68 | 17 | 16 | 11 | 14 | 2 | 6 | 3 | 4 | 3 | - | - |
| 43 | UPPUNUNTHALA | 4 | 415 | 100 | 29 | 10 | 5 | 1 | 3 | 2 | 2 | 3 | - | - |
| 44 | ACHAMPETA | 87 | 1596 | 374 | 228 | 180 | 137 | 108 | 93 | 69 | 34 | 26 | - | - |
| 45 | AMRABAD | 101 | 765 | 234 | 243 | 226 | 137 | 106 | 93 | 94 | 104 | 95 | - | - |
| 46 | BALMOOR | 28 | 321 | 104 | 93 | 71 | 46 | 52 | 30 | 23 | 9 | 7 | - | - |
| 47 | LINGAL | 77 | 632 | 256 | 209 | 111 | 93 | 60 | 51 | 57 | 80 | 78 | - | - |
| 48 | PEDDAKOTHAPALLE | 4 | 163 | 49 | 35 | 18 | 9 | 6 | 5 | 7 | 8 | 2 | - | - |
| 49 | KODAIR | 3 | 368 | 101 | 53 | 31 | 35 | 29 | 28 | 10 | 14 | 8 | - | - |
| 50 | GOPALPETA | - | 359 | 103 | 55 | 49 | 35 | 13 | 9 | 7 | 5 | 9 | - | - |
| 51 | WANAPARTHY | 31 | 498 | 216 | 169 | 122 | 95 | 61 | 63 | 58 | 42 | 16 | - | - |
| 52 | PANGAL | 41 | 367 | 144 | 87 | 53 | 40 | 23 | 19 | 13 | 18 | 7 | - | - |
| 53 | PEBBAIR | 10 | 130 | 47 | 70 | 35 | 10 | 10 | 5 | 3 | 8 | 6 | - | - |
| 54 | GADWAL | 9 | 43 | 22 | 53 | 59 | 59 | 52 | 44 | 11 | 13 | 7 | - | - |
| 55 | DHARUR | 54 | 208 | 39 | 16 | 19 | 8 | 2 | 3 | 3 | 1 | 1 | - | - |
| 56 | MALDAKAL | - | 85 | 27 | 18 | 11 | 3 | 4 | 4 | 4 | 1 | 4 | - | - |
| 57 | GHATTU | - | 54 | 60 | 30 | 7 | 4 | 2 | 1 | - | 1 | 2 | - | - |
| 58 | AIZA | 36 | 24 | 13 | 20 | 7 | 16 | 8 | 11 | 2 | 3 | 3 | - | - |
| 59 | WADDEPALLE | - | 17 | 8 | 3 | 7 | 3 | 2 | 3 | 8 | 2 | 4 | - | - |
| 60 | ITIKYAL | - | 16 | 7 | 7 | 3 | 4 | 2 | 4 | 9 | 5 | 4 | - | - |
| 61 | MANOPADU | - | 20 | 7 | - | 4 | 6 | - | 1 | - | - | 1 | - | - |
| 62 | ALAMPUR | 3 | 14 | 8 | 8 | 5 | 4 | 2 | 3 | 5 | 1 | - | - | - |
| 63 | VEEPANGANDLA | - | 103 | 33 | 36 | 22 | 16 | 5 | 7 | 10 | 5 | 8 | - | - |
| 64 | KOLLAPUR | 42 | 366 | 95 | 139 | 70 | 58 | 59 | 26 | 24 | 14 | 7 | - | - |
| TOTAL | | 1203 | 24955 | 8409 | 5478 | 3636 | 2656 | 2147 | 1811 | 1452 | 1209 | 961 | 3 | 2 |

Table - 3.44
STAGE WISE ENROLMENT
ST - BOYS

2000-2001

| SL NO | MANDAL | PP | I - V/ | VI - VII | VIII - X | XI - XII | I - X | PP - XII |
|--------------|---------------------|------------|--------------|-------------|-------------|----------|--------------|--------------|
| 1 | KODANGAL | 14 | 242 | 45 | 47 | - | 334 | 348 |
| 2 | BOMRASPETA | 14 | 966 | 43 | 25 | - | 1034 | 1048 |
| 3 | KOSGI | 5 | 214 | 38 | 35 | - | 287 | 292 |
| 4 | DOULATABAD | 2 | 310 | 26 | 18 | - | 354 | 356 |
| 5 | DAMARAGIDDA | - | 153 | 7 | 12 | - | 172 | 172 |
| 6 | MADDUR | 19 | 548 | 56 | 24 | - | 628 | 647 |
| 7 | KOILKONDA | 8 | 1045 | 90 | 108 | - | 1243 | 1251 |
| 8 | HANWADA | 10 | 841 | 62 | 25 | - | 928 | 938 |
| 9 | NAWABPET | 1 | 354 | 44 | 38 | - | 436 | 437 |
| 10 | BALANAGAR | - | 1818 | 206 | 147 | - | 2171 | 2171 |
| 11 | KONDURG | - | 188 | 13 | 15 | - | 216 | 216 |
| 12 | FAROOQNAGAR | 44 | 1114 | 168 | 98 | - | 1380 | 1424 |
| 13 | KOTHUR | 11 | 418 | 32 | 22 | - | 472 | 483 |
| 14 | KESHAMPETA | 29 | 416 | 47 | 45 | - | 508 | 537 |
| 15 | TALAKONDAPALLE | - | 900 | 56 | 56 | - | 1012 | 1012 |
| 16 | AMANGAL | 51 | 1522 | 200 | 228 | - | 1948 | 1999 |
| 17 | MADGUL | - | 618 | 75 | 92 | - | 785 | 785 |
| 18 | VANGOOR | 7 | 457 | 13 | 13 | - | 483 | 490 |
| 19 | VELDANDA | - | 754 | 57 | 24 | - | 835 | 835 |
| 20 | KALWAKURTHY | 29 | 514 | 128 | 135 | - | 777 | 806 |
| 21 | MIDJIL | 2 | 269 | 30 | 12 | - | 311 | 313 |
| 22 | THIMMAJIPETA | - | 432 | 46 | 33 | - | 511 | 511 |
| 23 | JADCHERLA | 42 | 1016 | 183 | 284 | - | 1483 | 1525 |
| 24 | BHOOTHUR | 4 | 371 | 52 | 72 | - | 495 | 499 |
| 25 | MAHBUBNAGAR | 68 | 1084 | 255 | 204 | - | 1543 | 1611 |
| 26 | ADDAKAL | - | 130 | 16 | 25 | - | 171 | 171 |
| 27 | DEVARKADARA | 4 | 103 | 13 | 11 | - | 127 | 131 |
| 28 | DHANWADA | 2 | 346 | 34 | 34 | - | 414 | 416 |
| 29 | NARAYANPET | 11 | 448 | 38 | 33 | - | 519 | 530 |
| 30 | UTKOOOR | 1 | 67 | 1 | 1 | - | 69 | 70 |
| 31 | MAGANOOOR | 1 | 21 | 3 | - | - | 24 | 25 |
| 32 | MAKTHAL | 3 | 28 | 4 | 4 | - | 36 | 39 |
| 33 | NARVA | 2 | 210 | 10 | 7 | - | 227 | 229 |
| 34 | CHINNA CHINTA KUNTA | 1 | 98 | 18 | 10 | - | 126 | 127 |
| 35 | ATMAKUR | 6 | 182 | 20 | 12 | - | 214 | 220 |
| 36 | KOTHAKOTA | 15 | 272 | 37 | 35 | - | 344 | 359 |
| 37 | PEDDAMANDADI | 6 | 314 | 9 | 12 | - | 335 | 341 |
| 38 | GHANPUR | 27 | 443 | 50 | 50 | - | 543 | 570 |
| 39 | BIJINAPALLE | - | 443 | 72 | 37 | 5 | 552 | 557 |
| 40 | NAGAR KURNOOL | 8 | 75 | 33 | 33 | - | 141 | 149 |
| 41 | TADOOR | - | 104 | 11 | 10 | - | 125 | 125 |
| 42 | TELKAPALLE | - | 67 | 7 | 8 | - | 82 | 82 |
| 43 | UPPUNUNTHALA | 1 | 292 | 3 | 6 | - | 301 | 302 |
| 44 | ACHAMPETA | 60 | 1486 | 168 | 112 | - | 1766 | 1826 |
| 45 | AMRABAD | 49 | 919 | 172 | 256 | - | 1347 | 1396 |
| 46 | BALMOOR | 14 | 380 | 76 | 32 | - | 488 | 502 |
| 47 | LINGAL | 48 | 780 | 61 | 169 | - | 1010 | 1058 |
| 48 | PEDDAKOTHAPALLE | 2 | 156 | 9 | 14 | - | 179 | 181 |
| 49 | KODAIR | 1 | 381 | 46 | 18 | - | 445 | 446 |
| 50 | GOPALPETA | - | 383 | 16 | 19 | - | 418 | 418 |
| 51 | WANAPARTHY | 18 | 680 | 102 | 99 | - | 881 | 899 |
| 52 | PANGAL | 21 | 445 | 35 | 35 | - | 515 | 536 |
| 53 | PEBBAIR | 8 | 178 | 14 | 14 | - | 206 | 214 |
| 54 | GADWAL | 4 | 140 | 54 | 20 | - | 214 | 218 |
| 55 | DHARUR | 39 | 191 | 4 | 5 | - | 200 | 239 |
| 56 | MALDAKAL | - | 89 | 8 | 9 | - | 106 | 106 |
| 57 | GHATTU | - | 96 | 3 | 3 | - | 102 | 102 |
| 58 | AIZA | 16 | 36 | 11 | 5 | - | 52 | 68 |
| 59 | WADDEPALLE | - | 27 | 4 | 11 | - | 42 | 42 |
| 60 | ITIKYAL | - | 27 | 6 | 18 | - | 51 | 51 |
| 61 | MANOPADU | - | 24 | 1 | - | - | 25 | 25 |
| 62 | ALAMPUR | 2 | 26 | 3 | 4 | - | 33 | 35 |
| 63 | VEEPANGANDLA | - | 131 | 9 | 20 | - | 160 | 160 |
| 64 | KOLLAPUR | 24 | 366 | 77 | 35 | - | 478 | 502 |
| TOTAL | | 754 | 27146 | 3230 | 3038 | 5 | 33414 | 34173 |

Table - 3.45
STAGE WISE ENROLMENT
ST - GIRLS

2000-2001

| SL NO | MANDAL | PP | I - V | VI - VII | VIII - X | XI - XII | I - X | PP - XII |
|--------------|---------------------|------------|--------------|------------|------------|----------|--------------|--------------|
| 1 | KODANGAL | 3 | 131 | 3 | 4 | - | 138 | 141 |
| 2 | BOMRASPETA | 16 | 662 | 3 | 2 | - | 667 | 683 |
| 3 | KC.SGI | - | 122 | 7 | 1 | - | 130 | 130 |
| 4 | DOULATABAD | 1 | 174 | 6 | 2 | - | 182 | 183 |
| 5 | DAMARAGIDDA | - | 123 | 1 | - | - | 124 | 124 |
| 6 | MADDUR | 9 | 444 | 23 | 11 | - | 478 | 487 |
| 7 | KOILKONDA | 5 | 714 | 22 | 16 | - | 752 | 757 |
| 8 | HANWADA | 3 | 608 | 13 | 3 | - | 624 | 627 |
| 9 | NAWABPET | - | 200 | 6 | 7 | - | 213 | 213 |
| 10 | BALANAGAR | - | 1149 | 26 | 30 | - | 1205 | 1205 |
| 11 | KONDURG | - | 53 | 1 | - | - | 54 | 54 |
| 12 | FAROOQNAGAR | 23 | 666 | 33 | 23 | - | 722 | 745 |
| 13 | KOTHUR | - | 251 | 16 | 5 | - | 272 | 272 |
| 14 | KESHAMPETA | 30 | 211 | 16 | 4 | - | 231 | 261 |
| 15 | TALAKONDAPALLE | - | 550 | 7 | 2 | - | 559 | 559 |
| 16 | AMANGAL | 25 | 1005 | 39 | 37 | - | 1081 | 1106 |
| 17 | MADGUL | - | 445 | 8 | 14 | - | 467 | 467 |
| 18 | VANGOOR | 4 | 354 | 1 | 4 | - | 359 | 363 |
| 19 | VELDANDA | - | 557 | 6 | 3 | - | 566 | 566 |
| 20 | KALWAKURTHY | 16 | 316 | 17 | 29 | - | 362 | 378 |
| 21 | MIDJIL | - | 207 | 5 | 2 | - | 214 | 214 |
| 22 | THIMMAJIPETA | - | 326 | 7 | 2 | - | 335 | 335 |
| 23 | JADCHERLA | 14 | 724 | 53 | 54 | - | 831 | 845 |
| 24 | BHOOTHPUR | 1 | 222 | 10 | 5 | - | 237 | 238 |
| 25 | MAHBUBNAGAR | 46 | 763 | 93 | 81 | - | 937 | 983 |
| 26 | ADDAKAL | - | 130 | 4 | 3 | - | 137 | 137 |
| 27 | DEVARKADARA | 3 | 78 | 7 | 1 | - | 86 | 89 |
| 28 | DHANWADA | 3 | 196 | 8 | 4 | - | 208 | 211 |
| 29 | NARAYANPET | 4 | 286 | 7 | 6 | - | 299 | 303 |
| 30 | UTKOOR | - | 47 | 2 | 1 | - | 50 | 50 |
| 31 | MAGANOOOR | - | 28 | - | - | - | 28 | 28 |
| 32 | MAKTHAL | 2 | 23 | 3 | 1 | - | 27 | 29 |
| 33 | NARVA | - | 115 | 1 | - | - | 116 | 116 |
| 34 | CHINNA CHINTA KUNTA | - | 86 | 1 | 5 | - | 92 | 92 |
| 35 | ATMAKUR | 3 | 104 | 2 | 2 | - | 108 | 111 |
| 36 | KOTHAKOTA | 3 | 144 | 6 | 2 | - | 152 | 155 |
| 37 | PEDDAMANDADI | 5 | 188 | 5 | 1 | - | 194 | 199 |
| 38 | GHANPUR | 3 | 238 | 7 | 12 | - | 257 | 260 |
| 39 | BIJINAPALLE | - | 249 | 6 | 9 | - | 264 | 264 |
| 40 | NAGAR KURNOOL | 4 | 43 | 12 | 8 | - | 63 | 67 |
| 41 | TADOOR | - | 75 | 3 | 3 | - | 81 | 81 |
| 42 | TELKAPALLE | - | 59 | 1 | 2 | - | 62 | 62 |
| 43 | UPPUNUNTHALA | 3 | 267 | 1 | 1 | - | 269 | 272 |
| 44 | ACHAMPETA | 27 | 1029 | 33 | 17 | - | 1079 | 1106 |
| 45 | AMRABAD | 52 | 686 | 27 | 37 | - | 750 | 802 |
| 46 | BALMOOR | 14 | 255 | 6 | 7 | - | 268 | 282 |
| 47 | LINGAL | 29 | 521 | 50 | 46 | - | 617 | 646 |
| 48 | PEDDAKOTHAPALLE | 2 | 118 | 2 | 3 | - | 123 | 125 |
| 49 | KODAIR | 2 | 207 | 11 | 14 | - | 232 | 234 |
| 50 | GOPALPETA | - | 218 | 6 | 2 | - | 226 | 226 |
| 51 | WANAPARTHY | 13 | 420 | 22 | 17 | - | 459 | 472 |
| 52 | PANGAL | 20 | 246 | 7 | 3 | - | 256 | 276 |
| 53 | PEBBAIR | 2 | 114 | 1 | 3 | - | 118 | 120 |
| 54 | GADWAL | 5 | 96 | 42 | 11 | - | 149 | 154 |
| 55 | DHARUR | 15 | 99 | 1 | - | - | 100 | 115 |
| 56 | MALDAKAL | - | 55 | - | - | - | 55 | 55 |
| 57 | GHATTU | - | 59 | - | - | - | 59 | 59 |
| 58 | AIZA | 20 | 44 | 8 | 3 | - | 55 | 75 |
| 59 | WADDEPALLE | - | 11 | 1 | 3 | - | 15 | 15 |
| 60 | ITIKYAL | - | 10 | - | - | - | 10 | 10 |
| 61 | MANOPADU | - | 13 | - | 1 | - | 14 | 14 |
| 62 | ALAMPUR | 1 | 13 | 2 | 2 | - | 17 | 18 |
| 63 | VEEPANGANDLA | - | 79 | 3 | 3 | - | 85 | 85 |
| 64 | KOLLAPUR | 18 | 362 | 8 | 10 | - | 380 | 398 |
| TOTAL | | 449 | 17988 | 728 | 584 | - | 19300 | 19749 |

Table - 3.46
STAGE WISE ENROLMENT
ST - TOTAL

2000-2001

| SL NO | MANDAL | PP | I - V | VI - VII | VIII - X | XI - XII | I - X | PP - XII |
|--------------|---------------------|-------------|---------------|-------------|-------------|----------|--------------|--------------|
| 1 | KODANGAL | 17 | 3773 | 48 | 51 | - | 472 | 489 |
| 2 | BOMRASPETA | 30 | 16228 | 46 | 27 | - | 1701 | 1731 |
| 3 | KOSGI | 5 | 3386 | 45 | 36 | - | 417 | 422 |
| 4 | DOULATABAD | 3 | 4834 | 32 | 20 | - | 536 | 539 |
| 5 | DAMARAGIDDA | - | 2776 | 8 | 12 | - | 296 | 296 |
| 6 | MADDUR | 28 | 9922 | 79 | 35 | - | 1106 | 1134 |
| 7 | KOILKONDA | 13 | 17559 | 112 | 124 | - | 1995 | 2008 |
| 8 | HANWADA | 13 | 14449 | 75 | 28 | - | 1552 | 1565 |
| 9 | NAWABPET | 1 | 5554 | 50 | 45 | - | 649 | 650 |
| 10 | BALANAGAR | - | 29657 | 232 | 177 | - | 3376 | 3376 |
| 11 | KONDURG | - | 2441 | 14 | 15 | - | 270 | 270 |
| 12 | FAROOQNAGAR | 67 | 17880 | 201 | 121 | - | 2102 | 2169 |
| 13 | KOTHUR | 11 | 6659 | 48 | 27 | - | 744 | 755 |
| 14 | KESHAMPETA | 59 | 6227 | 63 | 49 | - | 739 | 798 |
| 15 | TALAKONDAPALLE | - | 14560 | 63 | 58 | - | 1571 | 1571 |
| 16 | AMANGAL | 76 | 25225 | 239 | 265 | - | 3029 | 3105 |
| 17 | MADGUL | - | 10653 | 83 | 106 | - | 1252 | 1252 |
| 18 | VANGOOR | 11 | 8111 | 14 | 17 | - | 842 | 853 |
| 19 | VELDANDA | - | 13111 | 63 | 27 | - | 1401 | 1401 |
| 20 | KALWAKURTHY | 45 | 8380 | 145 | 164 | - | 1139 | 1184 |
| 21 | MIDJIL | 2 | 4776 | 35 | 14 | - | 525 | 527 |
| 22 | THIMMAJIPETA | - | 7558 | 53 | 35 | - | 846 | 846 |
| 23 | JADCHERLA | 56 | 17440 | 236 | 338 | - | 2314 | 2370 |
| 24 | BHOOTHUPUR | 5 | 5933 | 62 | 77 | - | 732 | 737 |
| 25 | MAHBUBNAGAR | 114 | 18417 | 348 | 285 | - | 2480 | 2594 |
| 26 | ADDAKAL | - | 2660 | 20 | 28 | - | 308 | 308 |
| 27 | DEVARKADARA | 7 | 1831 | 20 | 12 | - | 213 | 220 |
| 28 | DHANWADA | 5 | 5412 | 42 | 38 | - | 622 | 627 |
| 29 | NARAYANPET | 15 | 7334 | 45 | 39 | - | 818 | 833 |
| 30 | UTKOOOR | 1 | 1144 | 3 | 2 | - | 119 | 120 |
| 31 | MAGANOOR | 1 | 449 | 3 | - | - | 52 | 53 |
| 32 | MAKTHAL | 5 | 551 | 7 | 5 | - | 63 | 68 |
| 33 | NARVA | 2 | 3225 | 11 | 7 | - | 343 | 345 |
| 34 | CHINNA CHINTA KUNTA | 1 | 1834 | 19 | 15 | - | 218 | 219 |
| 35 | ATMAKUR | 9 | 2886 | 22 | 14 | - | 322 | 331 |
| 36 | KOTHAKOTA | 18 | 4116 | 43 | 37 | - | 496 | 514 |
| 37 | PEDDAMANDADI | 11 | 5032 | 14 | 13 | - | 529 | 540 |
| 38 | GHANPUR | 30 | 6831 | 57 | 62 | - | 800 | 830 |
| 39 | BIJINAPALLE | - | 6992 | 78 | 46 | 5 | 816 | 821 |
| 40 | NAGAR KURNOOL | 12 | 1118 | 45 | 41 | - | 204 | 216 |
| 41 | TADOOR | - | 1779 | 14 | 13 | - | 206 | 206 |
| 42 | TELKAPALLE | - | 1226 | 8 | 10 | - | 144 | 144 |
| 43 | UPPUNUNTHALA | 4 | 5559 | 4 | 7 | - | 570 | 574 |
| 44 | ACHAMPETA | 87 | 25115 | 201 | 129 | - | 2845 | 2932 |
| 45 | AMRABAD | 101 | 16005 | 199 | 293 | - | 2097 | 2198 |
| 46 | BALMOOR | 28 | 6335 | 82 | 39 | - | 756 | 784 |
| 47 | LINGAL | 77 | 13001 | 111 | 215 | - | 1627 | 1704 |
| 48 | PEDDAKOTHAPALLE | 4 | 2774 | 11 | 17 | - | 302 | 306 |
| 49 | KODAIR | 3 | 5888 | 57 | 32 | - | 677 | 680 |
| 50 | GOPALPETA | - | 6001 | 22 | 21 | - | 644 | 644 |
| 51 | WANAPARTHY | 31 | 11000 | 124 | 116 | - | 1340 | 1371 |
| 52 | PANGAL | 41 | 6991 | 42 | 38 | - | 771 | 812 |
| 53 | PEBBAIR | 10 | 2992 | 15 | 17 | - | 324 | 334 |
| 54 | GADWAL | 9 | 2386 | 96 | 31 | - | 363 | 372 |
| 55 | DHARUR | 54 | 2990 | 5 | 5 | - | 300 | 354 |
| 56 | MALDAKAL | - | 1444 | 8 | 9 | - | 161 | 161 |
| 57 | GHATTU | - | 1555 | 3 | 3 | - | 161 | 161 |
| 58 | AIZA | 36 | 880 | 19 | 8 | - | 107 | 143 |
| 59 | WADDEPALLE | - | 338 | 5 | 14 | - | 57 | 57 |
| 60 | ITIKYAL | - | 337 | 6 | 18 | - | 61 | 61 |
| 61 | MANOPADU | - | 337 | 1 | 1 | - | 39 | 39 |
| 62 | ALAMPUR | 3 | 339 | 5 | 6 | - | 50 | 53 |
| 63 | VEEPANGANDLA | - | 2110 | 12 | 23 | - | 245 | 245 |
| 64 | KOLLAPUR | 42 | 7228 | 85 | 45 | - | 858 | 900 |
| TOTAL | | 1203 | 451334 | 3958 | 3622 | 5 | 52714 | 53922 |

Table - 3.51
TYPE WISE & MANAGEMENT WISE PRIMARY SCHOOLS

DISTRICT: MAHABUBNAGAR

2000-2001

| SL. NO. | NAME OF THE MANDAL | CENTRAL STATE | | MANDAL PARISHAD | MUNICIPAL | PRIVATE AIDED | PRIVATE UN-AIDED | TOTAL |
|--------------|---------------------|---------------|-----------|-----------------|-----------|---------------|------------------|-------------|
| | | GOVT. | GOVT. | | | | | |
| 1 | KODANGAL | - | - | 39 | - | - | - | 39 |
| 2 | BOMRASPETA | - | 1 | 48 | - | - | - | 49 |
| 3 | KOSGI | - | - | 39 | - | - | - | 39 |
| 4 | DOULATABAD | - | 1 | 34 | - | - | 1 | 36 |
| 5 | DAMARAGIDDA | - | - | 34 | - | - | - | 34 |
| 6 | MADDUR | - | - | 45 | - | - | - | 45 |
| 7 | KOILKONDA | - | - | 55 | - | - | 1 | 56 |
| 8 | HANWADA | - | 3 | 34 | - | - | - | 37 |
| 9 | NAWABPET | - | - | 45 | - | - | - | 45 |
| 10 | BALANAGAR | - | - | 70 | - | - | - | 70 |
| 11 | KONDURG | - | - | 38 | - | - | - | 38 |
| 12 | FAROOQNAGAR | - | - | 52 | - | - | 4 | 56 |
| 13 | KOTHUR | - | - | 43 | - | - | - | 43 |
| 14 | KESHAMPETA | - | - | 23 | - | - | - | 23 |
| 15 | TALAKONDAPALLE | - | - | 49 | - | - | 1 | 50 |
| 16 | AMANGAL | - | 2 | 51 | - | - | 2 | 55 |
| 17 | MADGUL | - | - | 37 | - | - | - | 37 |
| 18 | VANGOOR | - | 2 | 41 | - | - | - | 43 |
| 19 | VELDANDA | - | 1 | 49 | - | - | - | 50 |
| 20 | KALWAKURTHY | - | - | 38 | - | - | 2 | 40 |
| 21 | MIDJIL | - | 1 | 34 | - | - | - | 35 |
| 22 | THIMMAJIPETA | - | - | 27 | - | - | - | 27 |
| 23 | JADCHERLA | - | - | 63 | - | - | 1 | 64 |
| 24 | BHOOTHPUR | - | - | 25 | - | - | 3 | 28 |
| 25 | MAHBUBNAGAR | 1 | 10 | 34 | - | 2 | - | 47 |
| 26 | ADDAKAL | - | - | 31 | - | - | - | 31 |
| 27 | DEVARKADARA | - | 1 | 27 | - | - | - | 28 |
| 28 | DHANWADA | - | - | 28 | - | - | 2 | 30 |
| 29 | NARAYANPET | - | 6 | 38 | - | - | - | 44 |
| 30 | UTKOOR | - | - | 25 | - | - | 2 | 27 |
| 31 | MAGANOOOR | - | - | 29 | - | - | - | 29 |
| 32 | MAKTHAL | - | - | 39 | - | - | - | 39 |
| 33 | NARVA | - | - | 27 | - | - | - | 27 |
| 34 | CHINNA CHINTA KUNTA | - | - | 20 | - | - | 1 | 21 |
| 35 | ATMAKUR | - | 1 | 29 | - | - | - | 30 |
| 36 | KOTHAKOTA | - | - | 29 | - | - | - | 29 |
| 37 | PEDDAMANDADI | - | 1 | 24 | - | - | 1 | 26 |
| 38 | GHANPUR | - | - | 24 | - | - | 1 | 25 |
| 39 | BIJINAPALLE | - | 1 | 34 | - | - | 1 | 36 |
| 40 | NAGAR KURNOOL | - | 1 | 23 | - | - | 2 | 26 |
| 41 | TADOOR | - | 1 | 18 | - | - | - | 19 |
| 42 | TELKAPALLE | - | - | 28 | - | - | - | 28 |
| 43 | UPPUNUNTHALA | - | 1 | 28 | - | - | - | 29 |
| 44 | ACHAMPETA | - | 7 | 34 | - | - | 1 | 42 |
| 45 | AMRABAD | - | 10 | 34 | - | - | 1 | 45 |
| 46 | BALMOOR | - | 8 | 23 | - | - | - | 31 |
| 47 | LINGAL | - | 9 | 23 | - | - | 1 | 33 |
| 48 | PEDDAKOTHAPALLE | - | 1 | 27 | - | - | 2 | 30 |
| 49 | KODAIR | - | 1 | 29 | - | - | - | 30 |
| 50 | GOPALPETA | - | - | 31 | - | - | 1 | 32 |
| 51 | WANAPARTHY | - | 1 | 35 | - | - | 1 | 37 |
| 52 | PANGAL | - | 2 | 35 | - | - | 2 | 39 |
| 53 | PEBBAIR | - | - | 27 | - | - | 1 | 28 |
| 54 | GADWAL | - | 5 | 35 | - | - | - | 40 |
| 55 | DHARUR | - | - | 48 | - | - | - | 48 |
| 56 | MALDAKAL | - | - | 26 | - | - | 2 | 28 |
| 57 | GHATTU | - | - | 35 | - | - | - | 35 |
| 58 | AIZA | - | - | 18 | - | - | - | 18 |
| 59 | WADDEPALLE | - | - | 23 | - | - | - | 23 |
| 60 | ITIKYAL | - | - | 29 | - | - | - | 29 |
| 61 | MANOPADU | - | - | 18 | - | - | - | 18 |
| 62 | ALAMPUR | - | - | 23 | - | - | - | 23 |
| 63 | VEEPANGANDLA | - | - | 24 | - | - | - | 24 |
| 64 | KOLLAPUR | - | 1 | 31 | - | - | 2 | 34 |
| TOTAL | | 1 | 79 | 2156 | - | 2 | 39 | 2277 |

Table - 3.52

TYPE WISE & MANAGEMENT WISE UPPER PRIMARY SCHOOLS

DISTRICT: MAHABUBNAGAR

2000-2001

| SL. NO. | NAME OF THE MANDAL | CENTRAL STATE | | MANDAL PARISHAD | MUNICIPAL | PRIVATE AIDED | PRIVATE UN-AIDED | TOTAL |
|--------------|---------------------|---------------|-----------|-----------------|-----------|---------------|------------------|------------|
| | | GOVT. | GOVT. | | | | | |
| 1 | KODANGAL | - | - | 3 | - | - | 4 | 7 |
| 2 | BOMRASPETA | - | - | 6 | - | - | - | 6 |
| 3 | KOSGI | - | 1 | 1 | - | - | 3 | 5 |
| 4 | DOULATABAD | - | - | 4 | - | - | - | 4 |
| 5 | DAMARAGIDDA | - | - | 2 | - | - | - | 2 |
| 6 | MADDUR | - | - | 9 | - | - | 2 | 11 |
| 7 | KOILKONDA | - | - | 5 | - | - | 2 | 7 |
| 8 | HANWADA | - | - | 7 | - | - | 2 | 9 |
| 9 | NAWABPET | - | - | 3 | - | - | 1 | 4 |
| 10 | BALANAGAR | - | - | 6 | - | - | - | 6 |
| 11 | KONDURG | - | - | 7 | - | - | - | 7 |
| 12 | FAROOQNAGAR | - | - | 9 | - | - | 7 | 16 |
| 13 | KOTHUR | - | - | 7 | - | 1 | 1 | 9 |
| 14 | KESHAMPETA | - | - | 6 | - | - | - | 6 |
| 15 | TALAKONDAPALLE | - | - | 5 | - | - | 1 | 6 |
| 16 | AMANGAL | - | - | 7 | - | - | 2 | 9 |
| 17 | MADGUL | - | - | 5 | - | 1 | - | 6 |
| 18 | VANGOOR | - | - | 5 | - | 1 | 1 | 7 |
| 19 | VELDANDA | - | - | 9 | - | - | - | 9 |
| 20 | KALWAKURTHY | - | - | 7 | - | - | 6 | 13 |
| 21 | MIDJIL | - | - | 9 | - | - | 1 | 10 |
| 22 | THIMMAJIPETA | - | - | 8 | - | - | - | 8 |
| 23 | JADCHERLA | - | - | 5 | - | - | 8 | 13 |
| 24 | BHOOTHPUR | - | - | 8 | - | - | 2 | 10 |
| 25 | MAHBUBNAGAR | - | 5 | 13 | - | 3 | 33 | 54 |
| 26 | ADDAKAL | - | - | 3 | - | - | - | 3 |
| 27 | DEVARKADARA | - | - | 8 | - | - | 4 | 12 |
| 28 | DHANWADA | - | - | 7 | - | - | 4 | 11 |
| 29 | NARAYANPET | - | 3 | 2 | - | - | 7 | 12 |
| 30 | UTKOOR | - | - | 5 | - | - | - | 5 |
| 31 | MAGANLOOR | - | - | 6 | - | - | 1 | 7 |
| 32 | MAKTHAL | - | - | 7 | - | - | 6 | 13 |
| 33 | NARVA | - | - | 8 | - | - | - | 8 |
| 34 | CHINNA CHINTA KUNTA | - | - | 7 | - | - | - | 7 |
| 35 | ATMAKUR | - | - | 7 | - | - | 4 | 11 |
| 36 | KOTHAKOTA | - | - | 8 | - | - | 6 | 14 |
| 37 | PEDDAMANDADI | - | - | 5 | - | - | 1 | 6 |
| 38 | GHANPUR | - | - | 3 | - | - | 3 | 6 |
| 39 | BIJINAPALLE | - | - | 5 | - | - | 2 | 7 |
| 40 | NAGAR KURNOOL | - | - | 9 | - | - | 2 | 11 |
| 41 | TADOOR | - | - | 7 | - | - | - | 7 |
| 42 | TELKAPALLE | - | - | 6 | - | - | 2 | 8 |
| 43 | UPPUNUNTHALA | - | - | 6 | - | - | - | 6 |
| 44 | ACHAMPETA | - | 1 | 8 | - | - | 7 | 16 |
| 45 | AMRABAD | - | 2 | 3 | - | - | 1 | 6 |
| 46 | BALMOOR | - | - | 4 | - | - | - | 4 |
| 47 | LINGAL | - | - | 3 | - | - | 1 | 4 |
| 48 | PEDDAKOTHAPALLE | - | - | 4 | - | - | 2 | 6 |
| 49 | KODAIR | - | - | 4 | - | - | - | 4 |
| 50 | GOPALPETA | - | - | 8 | - | - | 1 | 9 |
| 51 | WANAPARTHY | - | - | 11 | - | - | 13 | 24 |
| 52 | PANGAL | - | - | 5 | - | - | - | 5 |
| 53 | PEBBAIR | - | - | 8 | - | - | 7 | 15 |
| 54 | GADWAL | - | 1 | 7 | - | 1 | 9 | 18 |
| 55 | DHARUR | - | - | 6 | - | - | - | 6 |
| 56 | MALDAKAL | - | - | 4 | - | - | 1 | 5 |
| 57 | GHATTU | - | - | 6 | - | - | - | 6 |
| 58 | AIZA | - | - | 16 | - | - | 2 | 18 |
| 59 | WADDEPALLE | - | - | 4 | - | - | 2 | 6 |
| 60 | ITIKYAL | - | - | 8 | - | - | - | 8 |
| 61 | MANOPADU | - | - | 13 | - | - | - | 13 |
| 62 | ALAMPUR | - | - | 5 | - | - | 2 | 7 |
| 63 | VEEPANGANDLA | - | - | 7 | - | - | - | 7 |
| 64 | KOLLAPUR | - | 1 | 6 | - | 2 | 7 | 16 |
| TOTAL | | - | 14 | 405 | - | 9 | 173 | 601 |

Table - 3.53
TYPE WISE & MANAGEMENT WISE HIGH SCHOOLS

DISTRICT: MAHABUBNAGAR

2000-2001

| SL. NO. | NAME OF THE MANDAL | C.G | S.G | APREIS | APSWRS | M.P.P/ Z.P.P | M.P.L | P.A | P.U | K.V | N.V | CBSE PVT. | ICSE PVT. | TOTAL |
|--------------|---------------------|-----|-----------|----------|----------|-----------------|-------|-----------|-----------|-----|-----|--------------|--------------|------------|
| 1 | KODANGAL | - | - | 1 | - | 5 | - | 1 | - | - | - | - | - | 7 |
| 2 | BOMRASPETA | - | - | - | - | 4 | - | - | - | - | - | - | - | 4 |
| 3 | KOSGI | - | 1 | - | - | 7 | - | - | 2 | - | - | - | - | 10 |
| 4 | DOULATABAD | - | - | - | - | 3 | - | 1 | - | - | - | - | - | 4 |
| 5 | DAMARAGIDDA | - | - | - | - | 3 | - | - | - | - | - | - | - | 3 |
| 6 | MADDUR | - | - | - | - | 4 | - | - | - | - | - | - | - | 4 |
| 7 | KOILKONDA | - | - | - | - | 5 | - | - | - | - | - | - | - | 5 |
| 8 | HANWADA | - | 1 | - | - | 2 | - | - | - | - | - | - | - | 3 |
| 9 | NAWABPET | - | - | - | - | 8 | - | - | - | - | - | - | - | 8 |
| 10 | BALANAGAR | - | 1 | 1 | - | 5 | - | - | - | - | - | - | - | 7 |
| 11 | KONDURG | - | - | - | - | 4 | - | - | - | - | - | - | - | 4 |
| 12 | FAROOQNAGAR | - | 1 | - | 1 | 8 | - | - | 6 | - | - | - | - | 16 |
| 13 | KOTHUR | - | - | - | - | 5 | - | - | 1 | - | - | - | - | 6 |
| 14 | KESHAMPETA | - | - | - | - | 4 | - | - | - | - | - | - | - | 4 |
| 15 | TALAKONDAPALLE | - | - | - | - | 7 | - | - | - | - | - | - | - | 7 |
| 16 | AMANGAL | - | - | - | - | 7 | - | - | 6 | - | - | - | - | 13 |
| 17 | MADGUL | - | - | - | - | 8 | - | - | - | - | - | - | - | 8 |
| 18 | VANGOOR | - | - | - | - | 5 | - | - | - | - | - | - | - | 5 |
| 19 | VELDANDA | - | - | - | - | 5 | - | - | - | - | - | - | - | 5 |
| 20 | KALWAKURTHY | - | 1 | 1 | 1 | 5 | - | - | 5 | - | - | - | - | 13 |
| 21 | MIDJIL | - | - | - | - | 5 | - | - | - | - | - | - | - | 5 |
| 22 | THIMMAJIPETA | - | - | - | - | 3 | - | - | - | - | - | - | - | 3 |
| 23 | JADCHERLA | - | - | - | - | 11 | - | 1 | 10 | - | - | - | - | 22 |
| 24 | BHOOTHPUR | - | - | - | - | 4 | - | - | 1 | - | - | - | - | 5 |
| 25 | MAHBUBNAGAR | - | 15 | - | 1 | 4 | - | 9 | 9 | - | - | 1 | - | 39 |
| 26 | ADDAKAL | - | - | - | - | 9 | - | - | - | - | - | - | - | 9 |
| 27 | DEVARKADARA | - | - | - | - | 5 | - | - | - | - | - | - | - | 5 |
| 28 | DHANWADA | - | - | - | - | 6 | - | - | - | - | - | - | - | 6 |
| 29 | NARAYANPET | - | 2 | - | - | 4 | - | 3 | 2 | - | - | - | - | 11 |
| 30 | UTKOOR | - | - | - | - | 4 | - | - | - | - | - | - | - | 4 |
| 31 | MAGANOOOR | - | - | - | - | 4 | - | - | - | - | - | - | - | 4 |
| 32 | MAKTHAL | - | 1 | - | - | 5 | - | - | - | - | - | - | - | 6 |
| 33 | NARVA | - | - | - | - | 3 | - | - | - | - | - | - | - | 3 |
| 34 | CHINNA CHINTA KUNTA | - | - | - | - | 8 | - | - | - | - | - | - | - | 8 |
| 35 | ATMAKUR | - | 1 | - | - | 5 | - | - | 6 | - | - | - | - | 12 |
| 36 | KOTHAKOTA | - | 1 | - | 1 | 9 | - | - | 4 | - | - | - | - | 15 |
| 37 | PEDDAMANDADI | - | - | - | - | 3 | - | - | - | - | - | - | - | 3 |
| 38 | GHANPUR | - | - | - | - | 6 | - | - | - | - | - | - | - | 6 |
| 39 | BIJINAPALLE | - | - | - | - | 8 | - | 2 | 3 | - | - | - | - | 13 |
| 40 | NAGAR KURNOOL | - | 1 | - | - | 7 | - | 3 | 5 | - | - | - | - | 16 |
| 41 | TADOOR | - | - | - | - | 5 | - | - | - | - | - | - | - | 5 |
| 42 | TELKAPALLE | - | - | - | - | 5 | - | 1 | 1 | - | - | - | - | 7 |
| 43 | UPPUNUNTHALA | - | - | - | - | 2 | - | - | - | - | - | - | - | 2 |
| 44 | ACHAMPETA | - | 1 | - | 1 | 5 | - | - | 5 | - | - | - | - | 12 |
| 45 | AMRABAD | - | 2 | 1 | 1 | 5 | - | - | - | - | - | - | - | 9 |
| 46 | BALMOOR | - | - | - | - | 3 | - | - | 1 | - | - | - | - | 4 |
| 47 | LINGAL | - | - | - | 1 | 2 | - | - | 1 | - | - | - | - | 4 |
| 48 | PEDDAKOTHAPALLE | - | - | - | - | 5 | - | - | - | - | - | - | - | 5 |
| 49 | KODAIR | - | - | - | - | 3 | - | - | - | - | - | - | - | 3 |
| 50 | GOPALPETA | - | - | - | - | 6 | - | - | - | - | - | - | - | 6 |
| 51 | WANAPARTHY | - | - | - | - | 8 | - | 1 | 5 | - | - | - | - | 14 |
| 52 | PANGAL | - | - | - | - | 6 | - | - | - | - | - | - | - | 6 |
| 53 | PEBBAIR | - | - | - | - | 8 | - | - | 1 | - | - | - | - | 9 |
| 54 | GADWAL | - | 4 | - | - | 2 | - | 2 | 3 | - | - | - | - | 11 |
| 55 | DHARUR | - | - | - | - | 3 | - | - | - | - | - | - | - | 3 |
| 56 | MALDAKAL | - | - | - | - | 4 | - | - | - | - | - | - | - | 4 |
| 57 | GHATTU | - | - | - | - | 4 | - | - | - | - | - | - | - | 4 |
| 58 | AIZA | - | - | - | - | 8 | - | - | 2 | - | - | - | - | 10 |
| 59 | WADDEPALLE | - | - | - | - | 7 | - | 1 | - | - | - | - | - | 8 |
| 60 | ITIKYAL | - | - | 1 | - | 6 | - | - | - | - | - | - | - | 7 |
| 61 | MANOPADU | - | - | - | - | 4 | - | - | - | - | - | - | - | 4 |
| 62 | ALAMPUR | - | 1 | - | - | 7 | - | - | - | - | - | 1 | - | 9 |
| 63 | VEEPANGANDLA | - | - | - | - | 8 | - | 1 | - | - | - | - | - | 9 |
| 64 | KOLLAPUR | - | 1 | - | - | 9 | - | 2 | 2 | - | - | - | - | 14 |
| TOTAL | | - | 35 | 5 | 7 | 342 | - | 28 | 81 | - | - | 2 | - | 500 |

Table - 3.54

TYPE WISE & MANAGEMENT WISE Hr. SECONDARY SCHOOLS
 DISTRICT: MAHABUBNAGAR 2000-2001

| SL. NO. | NAME OF THE MANDAL | CENTRAL GOVT. | KENDRIYA VIDYALAYA | NAVODAYA VIDYALAYA | CBSE PVT. | ICSE PVT. | TOTAL |
|--------------|--------------------|---------------|--------------------|--------------------|-----------|-----------|-------|
| 1 | BIJINAPALLE | - | - | 1 | - | - | 1 |
| TOTAL | | - | - | 1 | - | - | 1 |

Table - 3.55

TYPE WISE & MANAGEMENT WISE PRE-PRIMARY SCHOOLS
 DISTRICT: MAHABUBNAGAR 2000-2001

| SL. NO. | NAME OF THE MANDAL | CENTRAL GOVT. | STATE GOVT. | MANDAL PARISHAD | MUNICIPAL | PRIVATE AIDED | PRIVATE UN-AIDED | TOTAL |
|--------------|--------------------|---------------|-------------|-----------------|-----------|---------------|------------------|-------|
| 31 | MAGANOUR | - | - | 4 | - | - | - | 4 |
| 49 | KODAIR | - | - | 2 | - | - | - | 2 |
| TOTAL | | - | - | 6 | - | - | - | 6 |

Table - 3.61
MANDAL WISE NO.OF INSTITUTIONS, ALL ENROLMENT &
TEACHERS - 2000 - 2001

DISTRICT: MAHABUBNAGAR

TYPE: PRIMARY SCHOOLS

| SL. NO. | NAME OF THE MANDAL | NO.OF SCHOOLS | ENROLMENT | | | TEACHERS | | |
|--------------|---------------------|---------------|---------------|---------------|---------------|-------------|-------------|-------------|
| | | | BOYS | GIRLS | TOTAL | MEN | WOMEN | TOTAL |
| 1 | KODANGAL | 39 | 2247 | 2258 | 4505 | 59 | 21 | 80 |
| 2 | BOMRASPETA | 49 | 2417 | 2067 | 4484 | 74 | 4 | 78 |
| 3 | KOSGI | 39 | 2480 | 2406 | 4886 | 67 | 33 | 100 |
| 4 | DOULATABAD | 36 | 1837 | 1648 | 3485 | 61 | 5 | 66 |
| 5 | DAMARAGIDDA | 34 | 2948 | 2459 | 5407 | 81 | 10 | 91 |
| 6 | MADDUR | 45 | 1955 | 2088 | 4043 | 74 | 7 | 81 |
| 7 | KOILKONDA | 56 | 3425 | 2721 | 6146 | 100 | 39 | 139 |
| 8 | HANWADA | 37 | 2003 | 1722 | 3725 | 51 | 19 | 70 |
| 9 | NAWABPET | 45 | 2489 | 1882 | 4371 | 62 | 22 | 84 |
| 10 | BALANAGAR | 70 | 3788 | 3127 | 6915 | 86 | 54 | 140 |
| 11 | KONDURG | 38 | 2853 | 2373 | 5226 | 50 | 49 | 99 |
| 12 | FAROOQNAGAR | 56 | 4379 | 3861 | 8240 | 99 | 63 | 162 |
| 13 | KOTHUR | 43 | 2568 | 2440 | 5008 | 37 | 39 | 76 |
| 14 | KESHAMPETA | 23 | 1765 | 1571 | 3336 | 35 | 14 | 49 |
| 15 | TALAKONDAPALLE | 50 | 3094 | 2518 | 5612 | 71 | 17 | 88 |
| 16 | AMANGAL | 55 | 2422 | 1966 | 4388 | 79 | 21 | 100 |
| 17 | MADGUL | 37 | 2062 | 1728 | 3790 | 75 | 6 | 81 |
| 18 | VANGOOR | 43 | 2487 | 2041 | 4528 | 80 | 17 | 97 |
| 19 | VELDANDA | 50 | 1748 | 1606 | 3354 | 69 | 9 | 78 |
| 20 | KALWAKURTHY | 40 | 2099 | 2088 | 4187 | 49 | 31 | 80 |
| 21 | MIDJIL | 35 | 1572 | 1539 | 3111 | 36 | 40 | 76 |
| 22 | THIMMAJIPETA | 27 | 1417 | 1293 | 2710 | 43 | 9 | 52 |
| 23 | JADCHERLA | 64 | 3865 | 4344 | 8209 | 78 | 82 | 160 |
| 24 | BHOOTHPUR | 28 | 1923 | 1522 | 3445 | 40 | 22 | 62 |
| 25 | MAHBUBNAGAR | 47 | 3079 | 3013 | 6092 | 55 | 69 | 124 |
| 26 | ADDAKAL | 31 | 2003 | 1795 | 3798 | 50 | 21 | 71 |
| 27 | DEVARKADARA | 28 | 1892 | 1705 | 3597 | 51 | 17 | 68 |
| 28 | DHANWADA | 30 | 1894 | 1695 | 3589 | 41 | 14 | 55 |
| 29 | NARAYANPET | 44 | 3248 | 2811 | 6059 | 60 | 29 | 89 |
| 30 | UTKOOR | 27 | 2265 | 1772 | 4037 | 63 | 13 | 76 |
| 31 | MAGANNOOR | 29 | 2206 | 1678 | 3884 | 65 | 4 | 69 |
| 32 | MAKTHAL | 39 | 2643 | 2171 | 4814 | 79 | 6 | 85 |
| 33 | NARVA | 27 | 1703 | 1371 | 3074 | 54 | 4 | 58 |
| 34 | CHINNA CHINTA KUNTA | 21 | 1480 | 1523 | 3003 | 40 | 17 | 57 |
| 35 | ATMAKUR | 30 | 1499 | 1879 | 3378 | 37 | 31 | 68 |
| 36 | KOTHAKOTA | 29 | 1595 | 1466 | 3061 | 47 | 16 | 63 |
| 37 | PEDDAMANDADI | 26 | 1530 | 1329 | 2859 | 37 | 17 | 54 |
| 38 | GHANPUR | 25 | 1958 | 1535 | 3493 | 60 | 20 | 80 |
| 39 | BIJINAPALLE | 36 | 2451 | 1982 | 4433 | 52 | 31 | 83 |
| 40 | NAGAR KURNOOL | 26 | 2112 | 1755 | 3867 | 42 | 30 | 72 |
| 41 | TADOOR | 19 | 1384 | 1240 | 2624 | 44 | 4 | 48 |
| 42 | TELKAPALLE | 28 | 1706 | 1415 | 3121 | 43 | 24 | 67 |
| 43 | UPPUNUNTHALA | 29 | 1570 | 1264 | 2834 | 37 | 11 | 48 |
| 44 | ACHAMPETA | 42 | 2081 | 1692 | 3773 | 51 | 31 | 82 |
| 45 | AMRABAD | 45 | 2921 | 2479 | 5400 | 92 | 16 | 108 |
| 46 | BALMOOR | 31 | 1543 | 1502 | 3045 | 59 | 12 | 71 |
| 47 | LINGAL | 33 | 1622 | 1241 | 2863 | 63 | 11 | 74 |
| 48 | PEDDAKOTHAPALLE | 30 | 2478 | 1858 | 4336 | 59 | 18 | 77 |
| 49 | KODAIR | 30 | 1835 | 1291 | 3126 | 39 | 13 | 52 |
| 50 | GOPALPETA | 32 | 2056 | 1549 | 3605 | 51 | 20 | 71 |
| 51 | WANAPARTHY | 37 | 2303 | 2345 | 4648 | 52 | 50 | 102 |
| 52 | PANGAL | 39 | 2609 | 1996 | 4605 | 77 | 10 | 87 |
| 53 | PEBBAIR | 28 | 1924 | 1618 | 3542 | 42 | 14 | 56 |
| 54 | GADWAL | 40 | 2876 | 2421 | 5297 | 70 | 31 | 101 |
| 55 | DHARUR | 48 | 2932 | 1853 | 4785 | 73 | 28 | 101 |
| 56 | MALDAKAL | 28 | 2172 | 1140 | 3312 | 41 | 23 | 64 |
| 57 | GHATTU | 35 | 2610 | 1504 | 4114 | 67 | 4 | 71 |
| 58 | AIZA | 18 | 1500 | 1080 | 2580 | 34 | 2 | 36 |
| 59 | WADDEPALLE | 23 | 2601 | 1934 | 4535 | 51 | 6 | 57 |
| 60 | ITIKYAL | 29 | 1973 | 1530 | 3503 | 46 | 6 | 52 |
| 61 | MANOPADU | 18 | 1221 | 1099 | 2320 | 26 | 11 | 37 |
| 62 | ALAMPUR | 23 | 2273 | 2169 | 4442 | 42 | 15 | 57 |
| 63 | VEEPANGANDLA | 24 | 1830 | 1645 | 3475 | 54 | 4 | 58 |
| 64 | KOLLAPUR | 34 | 2216 | 2129 | 4345 | 62 | 22 | 84 |
| TOTAL | | 2277 | 143637 | 122742 | 266379 | 3664 | 1358 | 5022 |

Table - 3.62
MANDAL WISE NO.OF INSTITUTIONS, ALL ENROLMENT &
TEACHERS - 2000 - 2001

DISTRICT: MAHABUBNAGAR

TYPE: UPPER PRIMARY SCHOOLS

| SL. NO. | NAME OF THE MANDAL | NO.OF SCHOOLS | ENROLMENT | | | TEACHERS | | |
|--------------|---------------------|---------------|--------------|--------------|---------------|-------------|-------------|-------------|
| | | | BOYS | GIRLS | TOTAL | MEN | WOMEN | TOTAL |
| 1 | KODANGAL | 7 | 1110 | 786 | 1896 | 38 | 20 | 58 |
| 2 | BOMRASPETA | 6 | 932 | 645 | 1577 | 23 | 1 | 24 |
| 3 | KOSGI | 5 | 840 | 466 | 1306 | 27 | 12 | 39 |
| 4 | DOULATABAD | 4 | 629 | 437 | 1066 | 18 | 1 | 19 |
| 5 | DAMARAGIDDA | 2 | 279 | 266 | 545 | 9 | 1 | 10 |
| 6 | MADDUR | 11 | 1973 | 929 | 2902 | 63 | 7 | 70 |
| 7 | KOILKONDA | 7 | 1176 | 751 | 1927 | 26 | 14 | 40 |
| 8 | HANWADA | 9 | 2121 | 1417 | 3538 | 34 | 25 | 59 |
| 9 | NAWABPET | 4 | 663 | 418 | 1081 | 13 | 11 | 24 |
| 10 | BALANAGAR | 6 | 995 | 754 | 1749 | 13 | 13 | 26 |
| 11 | KONDURG | 7 | 728 | 604 | 1332 | 10 | 10 | 20 |
| 12 | FAROOQNAGAR | 16 | 2504 | 2752 | 5256 | 86 | 86 | 172 |
| 13 | KOTHUR | 9 | 1389 | 1344 | 2733 | 27 | 35 | 62 |
| 14 | KESHAMPETA | 6 | 961 | 805 | 1766 | 19 | 9 | 28 |
| 15 | TALAKONDAPALLE | 6 | 680 | 737 | 1417 | 29 | 4 | 33 |
| 16 | AMANGAL | 9 | 1112 | 950 | 2062 | 27 | 25 | 52 |
| 17 | MADGUL | 6 | 876 | 696 | 1572 | 14 | 13 | 27 |
| 18 | VANGOOR | 7 | 1001 | 731 | 1732 | 35 | 5 | 40 |
| 19 | VELDANDA | 9 | 1097 | 860 | 1957 | 32 | 7 | 39 |
| 20 | KALWAKURTHY | 13 | 2610 | 2006 | 4616 | 74 | 55 | 129 |
| 21 | MIDJIL | 10 | 1102 | 926 | 2028 | 39 | 17 | 56 |
| 22 | THIMMAJIPETA | 8 | 1032 | 964 | 1996 | 31 | 14 | 45 |
| 23 | JADCHERLA | 13 | 2087 | 1506 | 3593 | 52 | 59 | 111 |
| 24 | BHOOTHPUR | 10 | 1386 | 1260 | 2646 | 33 | 25 | 58 |
| 25 | MAHBUBNAGAR | 54 | 8661 | 6895 | 15556 | 284 | 290 | 574 |
| 26 | ADDAKAL | 3 | 549 | 376 | 925 | 10 | 1 | 11 |
| 27 | DEVARKADARA | 12 | 2099 | 1453 | 3552 | 61 | 29 | 90 |
| 28 | DHANWADA | 11 | 1985 | 1306 | 3291 | 58 | 22 | 80 |
| 29 | NARAYANPET | 12 | 2339 | 1673 | 4012 | 77 | 58 | 135 |
| 30 | UTKOOR | 5 | 1107 | 797 | 1904 | 24 | 3 | 27 |
| 31 | MAGANNOOR | 7 | 1301 | 871 | 2172 | 31 | 4 | 35 |
| 32 | MAKTHAL | 13 | 2314 | 1584 | 3898 | 70 | 42 | 112 |
| 33 | NARVA | 8 | 1270 | 978 | 2248 | 32 | 4 | 36 |
| 34 | CHINNA CHINTA KUNTA | 7 | 933 | 610 | 1543 | 18 | 13 | 31 |
| 35 | ATMAKUR | 11 | 1928 | 832 | 2760 | 34 | 31 | 65 |
| 36 | KOTHAKOTA | 14 | 2352 | 1332 | 3684 | 76 | 29 | 105 |
| 37 | PEDDAMANDADI | 6 | 775 | 576 | 1351 | 22 | 5 | 27 |
| 38 | GHANPUR | 6 | 1070 | 655 | 1725 | 43 | 20 | 63 |
| 39 | BIJINAPALLE | 7 | 1177 | 748 | 1925 | 33 | 14 | 47 |
| 40 | NAGAR KURNOOL | 11 | 1758 | 1394 | 3152 | 51 | 38 | 89 |
| 41 | TADOOR | 7 | 961 | 835 | 1796 | 24 | 8 | 32 |
| 42 | TELKAPALLE | 8 | 1259 | 901 | 2160 | 37 | 14 | 51 |
| 43 | UPPUNUNTHALA | 6 | 489 | 600 | 1089 | 22 | 4 | 26 |
| 44 | ACHAMPETA | 16 | 2466 | 1990 | 4456 | 82 | 54 | 136 |
| 45 | AMRABAD | 6 | 714 | 545 | 1259 | 30 | 4 | 34 |
| 46 | BALMOOR | 4 | 544 | 430 | 974 | 12 | 4 | 16 |
| 47 | LINGAL | 4 | 603 | 422 | 1025 | 16 | 4 | 20 |
| 48 | PEDDAKOTHAPALLE | 6 | 958 | 623 | 1581 | 20 | 11 | 31 |
| 49 | KODAIR | 4 | 537 | 381 | 918 | 14 | 4 | 18 |
| 50 | GOPALPETA | 9 | 1382 | 952 | 2334 | 38 | 14 | 52 |
| 51 | WANAPARTHY | 24 | 3638 | 2339 | 5977 | 130 | 87 | 217 |
| 52 | PANGAL | 5 | 936 | 681 | 1617 | 12 | 4 | 16 |
| 53 | PEBBAIR | 15 | 2389 | 1669 | 4058 | 72 | 26 | 98 |
| 54 | GADWAL | 18 | 3768 | 2736 | 6504 | 100 | 106 | 206 |
| 55 | DHARUR | 6 | 885 | 486 | 1371 | 20 | 8 | 28 |
| 56 | MALDAKAL | 5 | 638 | 408 | 1046 | 14 | 7 | 21 |
| 57 | GHATTU | 6 | 966 | 435 | 1401 | 22 | 2 | 24 |
| 58 | AIZA | 18 | 2309 | 1220 | 3529 | 54 | 16 | 70 |
| 59 | WADDEPALLE | 6 | 1061 | 768 | 1829 | 24 | 18 | 42 |
| 60 | ITIKYAL | 8 | 995 | 743 | 1738 | 20 | 7 | 27 |
| 61 | MANOPADU | 13 | 2252 | 1743 | 3995 | 40 | 13 | 53 |
| 62 | ALAMPUR | 7 | 1000 | 752 | 1752 | 28 | 21 | 49 |
| 63 | VEEPANGANDLA | 7 | 1023 | 876 | 1899 | 18 | 5 | 23 |
| 64 | KOLLAPUR | 16 | 2150 | 1552 | 3702 | 77 | 44 | 121 |
| TOTAL | | 601 | 94824 | 69177 | 164001 | 2622 | 1557 | 4179 |

Table - 3.63
MANDAL WISE NO.OF INSTITUTIONS, ALL ENROLMENT &
TEACHERS - 2000 - 2001

DISTRICT: MAHABUBNAGAR

TYPE: HIGH SCHOOLS

| SL. NO. | NAME OF THE MANDAL | NO.OF SCHOOLS | ENROLMENT | | | TEACHERS | | |
|--------------|---------------------|---------------|---------------|--------------|---------------|-------------|-------------|-------------|
| | | | BOYS | GIRLS | TOTAL | MEN | WOMEN | TOTAL |
| 1 | KODANGAL | 7 | 1500 | 700 | 2200 | 43 | 27 | 70 |
| 2 | BOMRASPETA | 4 | 728 | 350 | 1078 | 24 | - | 24 |
| 3 | KOSGI | 10 | 2000 | 1287 | 3287 | 70 | 50 | 120 |
| 4 | DOULATABAD | 4 | 1235 | 546 | 1781 | 36 | 4 | 40 |
| 5 | DAMARAGIDDA | 3 | 732 | 253 | 985 | 21 | 2 | 23 |
| 6 | MADDUR | 4 | 951 | 478 | 1429 | 27 | 1 | 28 |
| 7 | KOILKONDA | 5 | 1378 | 596 | 1974 | 33 | 10 | 43 |
| 8 | HANWADA | 3 | 685 | 392 | 1077 | 20 | 5 | 25 |
| 9 | NAWABPET | 8 | 1599 | 811 | 2410 | 43 | 9 | 52 |
| 10 | BALANAGAR | 7 | 1589 | 966 | 2555 | 46 | 23 | 69 |
| 11 | KONDURG | 4 | 1161 | 708 | 1869 | 26 | 7 | 33 |
| 12 | FAROOQNAGAR | 16 | 4252 | 3412 | 7664 | 100 | 123 | 223 |
| 13 | KOTHUR | 6 | 1304 | 897 | 2201 | 26 | 28 | 54 |
| 14 | KESHAMPETA | 4 | 1298 | 813 | 2111 | 28 | 6 | 34 |
| 15 | TALAKONDAPALLE | 7 | 1640 | 954 | 2594 | 53 | 5 | 58 |
| 16 | AMANGAL | 13 | 3142 | 1684 | 4826 | 113 | 47 | 160 |
| 17 | MADGUL | 8 | 1249 | 588 | 1837 | 36 | 5 | 41 |
| 18 | VANGOOR | 5 | 984 | 484 | 1468 | 40 | 3 | 43 |
| 19 | VELDANDA | 5 | 1062 | 579 | 1641 | 33 | 5 | 38 |
| 20 | KALWAKURTHY | 13 | 3115 | 2083 | 5198 | 145 | 56 | 201 |
| 21 | MIDJIL | 5 | 927 | 543 | 1470 | 43 | 4 | 47 |
| 22 | THIMMAJIPETA | 3 | 500 | 338 | 838 | 26 | 3 | 29 |
| 23 | JADCHERLA | 22 | 4984 | 3731 | 8715 | 160 | 137 | 297 |
| 24 | BHOOTHPUR | 5 | 1022 | 431 | 1453 | 27 | 8 | 35 |
| 25 | MAHBUBNAGAR | 39 | 9413 | 9594 | 19007 | 358 | 375 | 733 |
| 26 | ADDAKAL | 9 | 1656 | 991 | 2647 | 56 | 13 | 69 |
| 27 | DEVARKADARA | 5 | 1118 | 698 | 1816 | 27 | 9 | 36 |
| 28 | DHANWADA | 6 | 1481 | 751 | 2232 | 51 | 8 | 59 |
| 29 | NARAYANPET | 11 | 2645 | 2062 | 4707 | 124 | 35 | 159 |
| 30 | UTKOOR | 4 | 712 | 382 | 1094 | 35 | 4 | 39 |
| 31 | MAGANNOOR | 4 | 485 | 239 | 724 | 30 | - | 30 |
| 32 | MAKTHAL | 6 | 986 | 662 | 1648 | 39 | 5 | 44 |
| 33 | NARVA | 3 | 616 | 282 | 898 | 20 | 3 | 23 |
| 34 | CHINNA CHINTA KUNTA | 8 | 1638 | 1052 | 2690 | 51 | 5 | 56 |
| 35 | ATMAKUR | 12 | 2068 | 1387 | 3455 | 91 | 42 | 133 |
| 36 | KOTHAKOTA | 15 | 3109 | 1985 | 5094 | 117 | 32 | 149 |
| 37 | PEDDAMANDADI | 3 | 531 | 314 | 845 | 21 | 3 | 24 |
| 38 | GHANPUR | 6 | 1078 | 560 | 1638 | 23 | 18 | 41 |
| 39 | BIJINAPALLE | 13 | 2355 | 1457 | 3812 | 107 | 46 | 153 |
| 40 | NAGAR KURNOOL | 16 | 4200 | 2782 | 6982 | 158 | 105 | 263 |
| 41 | TADOOR | 5 | 690 | 439 | 1129 | 38 | - | 38 |
| 42 | TELKAPALLE | 7 | 1267 | 581 | 1848 | 50 | 14 | 64 |
| 43 | UPPUNUNTHALA | 2 | 459 | 191 | 650 | 16 | - | 16 |
| 44 | ACHAMPETA | 12 | 2278 | 1486 | 3764 | 106 | 46 | 152 |
| 45 | AMRABAD | 9 | 1918 | 722 | 2640 | 73 | 17 | 90 |
| 46 | BALMOOR | 4 | 1109 | 528 | 1637 | 33 | 10 | 43 |
| 47 | LINGAL | 4 | 1031 | 359 | 1390 | 40 | 5 | 45 |
| 48 | PEDDAKOTHAPALLE | 5 | 846 | 373 | 1219 | 35 | 1 | 36 |
| 49 | KODAIR | 3 | 574 | 263 | 837 | 28 | - | 28 |
| 50 | GOPALPETA | 6 | 925 | 465 | 1390 | 41 | 7 | 48 |
| 51 | WANAPARTHY | 14 | 3338 | 2810 | 6148 | 137 | 87 | 224 |
| 52 | PANGAL | 6 | 1292 | 672 | 1964 | 44 | 3 | 47 |
| 53 | PEBBAIR | 9 | 1457 | 780 | 2237 | 62 | 9 | 71 |
| 54 | GADWAL | 11 | 3178 | 2149 | 5327 | 127 | 49 | 176 |
| 55 | DHARUR | 3 | 697 | 167 | 864 | 19 | 3 | 22 |
| 56 | MALDAKAL | 4 | 598 | 160 | 758 | 21 | 5 | 26 |
| 57 | GHATTU | 4 | 657 | 211 | 868 | 21 | 2 | 23 |
| 58 | AIZA | 10 | 2019 | 1300 | 3319 | 51 | 25 | 76 |
| 59 | WADDEPALLE | 8 | 2196 | 1176 | 3372 | 49 | 5 | 54 |
| 60 | ITIKYAL | 7 | 1444 | 600 | 2044 | 42 | 3 | 45 |
| 61 | MANOPADU | 4 | 715 | 360 | 1075 | 25 | 4 | 29 |
| 62 | ALAMPUR | 9 | 1402 | 839 | 2241 | 69 | 29 | 98 |
| 63 | VEEPANGANDLA | 9 | 1483 | 891 | 2374 | 59 | 4 | 63 |
| 64 | KOLLAPUR | 14 | 2473 | 1565 | 4038 | 109 | 31 | 140 |
| TOTAL | | 500 | 107174 | 67909 | 175083 | 3822 | 1630 | 5452 |

Table - 3.64
MANDAL WISE NO.OF INSTITUTIONS, ALL ENROLMENT &
TEACHERS - 2000 - 2001

DISTRICT: MAHABUBNAGAR

TYPE: Hr. SECONDARY SCHOOLS

| SL. NO. | NAME OF THE MANDAL | NO.OF SCHOOLS | ENROLMENT | | | TEACHERS | | |
|--------------|--------------------|---------------|------------|------------|------------|-----------|----------|-----------|
| | | | BOYS | GIRLS | TOTAL | MEN | WOMEN | TOTAL |
| 1 | BIJINAPALLE | 1 | 269 | 137 | 406 | 19 | 2 | 21 |
| TOTAL | | 1 | 269 | 137 | 406 | 19 | 2 | 21 |

Table - 3.65
MANDAL WISE NO.OF INSTITUTIONS, ALL ENROLMENT &
TEACHERS - 2000 - 2001

DISTRICT: MAHABUBNAGAR

TYPE: PRE - PRIMARY SCHOOLS

| SL. NO. | NAME OF THE MANDAL | NO.OF SCHOOLS | ENROLMENT | | | TEACHERS | | |
|--------------|--------------------|---------------|------------|------------|------------|----------|----------|----------|
| | | | BOYS | GIRLS | TOTAL | MEN | WOMEN | TOTAL |
| 1 | MAGANNOOR | 4 | 99 | 104 | 203 | - | - | - |
| 2 | KODAIR | 2 | 41 | 52 | 93 | - | - | - |
| TOTAL | | 6 | 140 | 156 | 296 | - | - | - |

Table - 3.71
MANDAL WISE B.C. ,S.C. & S.T. ENROLMENT - 2000 - 2001
 DISTRICT: MAHABUBNAGAR TYPE: PRIMARY SCHOOLS

| SL. NO. | NAME OF THE MANDAL | B.C. | | | S.C. | | | S.T. | | |
|--------------|---------------------|--------------|--------------|---------------|--------------|--------------|--------------|--------------|--------------|--------------|
| | | BOYS | GIRLS | TOTAL | BOYS | GIRLS | TOTAL | BOYS | GIRLS | TOTAL |
| 1 | KODANGAL | 1327 | 1240 | 2567 | 454 | 443 | 897 | 141 | 114 | 255 |
| 2 | BOMRASPETA | 1250 | 1127 | 2377 | 321 | 256 | 577 | 740 | 592 | 1332 |
| 3 | KOSGI | 1598 | 1458 | 3056 | 496 | 464 | 960 | 127 | 102 | 229 |
| 4 | DOULATABAD | 1141 | 1022 | 2163 | 332 | 257 | 589 | 199 | 134 | 333 |
| 5 | DAMARAGIDDA | 2060 | 1691 | 3751 | 506 | 412 | 918 | 149 | 112 | 261 |
| 6 | MADDUR | 1138 | 1155 | 2293 | 254 | 276 | 530 | 375 | 389 | 764 |
| 7 | KOILKONDA | 1891 | 1519 | 3410 | 451 | 335 | 786 | 856 | 646 | 1502 |
| 8 | HANWADA | 1036 | 914 | 1950 | 246 | 199 | 445 | 638 | 499 | 1137 |
| 9 | NAWABPET | 1532 | 1201 | 2733 | 505 | 336 | 841 | 287 | 185 | 472 |
| 10 | BALANAGAR | 1412 | 1340 | 2752 | 501 | 483 | 984 | 1634 | 1085 | 2719 |
| 11 | KONDURG | 1472 | 1311 | 2783 | 808 | 623 | 1431 | 156 | 45 | 201 |
| 12 | FAROOQNAGAR | 1983 | 1947 | 3930 | 900 | 803 | 1703 | 907 | 560 | 1467 |
| 13 | KOTHUR | 1443 | 1467 | 2910 | 541 | 504 | 1045 | 295 | 199 | 494 |
| 14 | KESHAMPETA | 884 | 872 | 1756 | 488 | 377 | 865 | 247 | 129 | 376 |
| 15 | TALAKONDAPALLE | 1402 | 1218 | 2620 | 628 | 555 | 1183 | 865 | 540 | 1405 |
| 16 | AMANGAL | 732 | 649 | 1381 | 365 | 324 | 689 | 1207 | 873 | 2080 |
| 17 | MADGUL | 859 | 756 | 1615 | 561 | 454 | 1015 | 537 | 417 | 954 |
| 18 | VANGOOR | 1195 | 1092 | 2287 | 694 | 478 | 1172 | 437 | 349 | 786 |
| 19 | VELDANDA | 650 | 648 | 1298 | 344 | 358 | 702 | 691 | 528 | 1219 |
| 20 | KALWAKURTHY | 1005 | 1060 | 2065 | 570 | 490 | 1060 | 309 | 223 | 532 |
| 21 | MIDJIL | 767 | 830 | 1597 | 465 | 358 | 823 | 235 | 196 | 431 |
| 22 | THIMMAJIPETA | 587 | 617 | 1204 | 277 | 237 | 514 | 384 | 300 | 684 |
| 23 | JADCHERLA | 1600 | 1835 | 3435 | 793 | 828 | 1621 | 781 | 635 | 1416 |
| 24 | BHOOTHUPUR | 937 | 817 | 1754 | 307 | 263 | 570 | 326 | 189 | 515 |
| 25 | MAHBUBNAGAR | 1485 | 1422 | 2907 | 552 | 537 | 1089 | 525 | 458 | 983 |
| 26 | ADDAKAL | 1341 | 1215 | 2556 | 357 | 266 | 623 | 127 | 126 | 253 |
| 27 | DEVARKADARA | 1235 | 1097 | 2332 | 412 | 319 | 731 | 72 | 68 | 140 |
| 28 | DHANWADA | 1040 | 980 | 2020 | 310 | 248 | 558 | 279 | 182 | 461 |
| 29 | NARAYANPET | 2031 | 1852 | 3883 | 422 | 335 | 757 | 376 | 260 | 636 |
| 30 | UTKOOR | 1518 | 1222 | 2740 | 418 | 325 | 743 | 64 | 46 | 110 |
| 31 | MAGANNOOR | 1466 | 1103 | 2569 | 459 | 319 | 778 | 17 | 21 | 38 |
| 32 | MAKTHAL | 2103 | 1677 | 3780 | 363 | 271 | 634 | 22 | 17 | 39 |
| 33 | NARVA | 1157 | 945 | 2102 | 210 | 179 | 389 | 183 | 111 | 294 |
| 34 | CHINNA CHINTA KUNTA | 834 | 880 | 1714 | 316 | 293 | 609 | 53 | 60 | 113 |
| 35 | ATMAKUR | 863 | 1189 | 2052 | 300 | 291 | 591 | 129 | 97 | 226 |
| 36 | KOTHAKOTA | 1046 | 993 | 2039 | 268 | 207 | 475 | 179 | 123 | 302 |
| 37 | PEDDAMANDADI | 884 | 796 | 1680 | 258 | 221 | 479 | 283 | 180 | 463 |
| 38 | GHANPUR | 1136 | 940 | 2076 | 344 | 219 | 563 | 320 | 191 | 511 |
| 39 | BIJINAPALLE | 1315 | 1123 | 2438 | 598 | 424 | 1022 | 309 | 223 | 532 |
| 40 | NAGAR KURNOOL | 1261 | 1059 | 2320 | 514 | 412 | 926 | 33 | 22 | 55 |
| 41 | TADOOR | 747 | 675 | 1422 | 399 | 347 | 746 | 92 | 62 | 154 |
| 42 | TELKAPALLE | 978 | 771 | 1749 | 600 | 482 | 1082 | 42 | 50 | 92 |
| 43 | UPPUNUNTHALA | 779 | 614 | 1393 | 457 | 337 | 794 | 257 | 249 | 506 |
| 44 | ACHAMPETA | 514 | 490 | 1004 | 362 | 269 | 631 | 1135 | 882 | 2017 |
| 45 | AMRABAD | 936 | 926 | 1862 | 1101 | 854 | 1955 | 666 | 504 | 1170 |
| 46 | BALMOOR | 741 | 774 | 1515 | 385 | 380 | 765 | 364 | 261 | 625 |
| 47 | LINGAL | 684 | 552 | 1236 | 212 | 182 | 394 | 663 | 435 | 1098 |
| 48 | PEDDAKOTHAPALLE | 1552 | 1133 | 2685 | 680 | 432 | 1112 | 131 | 110 | 241 |
| 49 | KODAIR | 995 | 683 | 1678 | 357 | 318 | 675 | 358 | 194 | 552 |
| 50 | GOPALPETA | 972 | 769 | 1741 | 573 | 406 | 979 | 337 | 186 | 523 |
| 51 | WANAPARTHY | 1361 | 1216 | 2577 | 379 | 398 | 777 | 365 | 300 | 665 |
| 52 | PANGAL | 1562 | 1292 | 2854 | 454 | 323 | 777 | 443 | 249 | 692 |
| 53 | PEBBAIR | 1227 | 1013 | 2240 | 453 | 378 | 831 | 113 | 99 | 212 |
| 54 | GADWAL | 1840 | 1498 | 3338 | 549 | 455 | 1004 | 31 | 19 | 50 |
| 55 | DHARUR | 1983 | 1233 | 3216 | 456 | 285 | 741 | 225 | 112 | 337 |
| 56 | MALDAKAL | 1498 | 768 | 2266 | 466 | 204 | 670 | 89 | 54 | 143 |
| 57 | GHATTU | 1958 | 1109 | 3067 | 398 | 195 | 593 | 89 | 58 | 147 |
| 58 | AIZA | 858 | 641 | 1499 | 432 | 327 | 759 | 2 | 9 | 11 |
| 59 | WADDEPALLE | 1590 | 1206 | 2796 | 702 | 408 | 1110 | 18 | 6 | 24 |
| 60 | ITIKYAL | 1344 | 1045 | 2389 | 417 | 295 | 712 | 20 | 8 | 28 |
| 61 | MANOPADU | 596 | 567 | 1163 | 452 | 360 | 812 | 17 | 10 | 27 |
| 62 | ALAMPUR | 1260 | 1173 | 2433 | 649 | 610 | 1259 | 22 | 11 | 33 |
| 63 | VEEPANGANDLA | 1061 | 1012 | 2073 | 437 | 336 | 773 | 111 | 73 | 184 |
| 64 | KOLLAPUR | 1211 | 1154 | 2365 | 620 | 531 | 1151 | 227 | 320 | 547 |
| TOTAL | | 78863 | 68593 | 147456 | 29898 | 24091 | 53989 | 21311 | 15487 | 36798 |

Table - 3.72

MANDAL WISE B.C., S.C. & S.T. ENROLMENT - 2000 - 2001
 DISTRICT: MAHABUBNAGAR TYPE: UPPER PRIMARY SCHOOLS

| SL. NO. | NAME OF THE MANDAL | B.C. | | | S.C. | | | S.T. | | |
|--------------|---------------------|--------------|--------------|--------------|--------------|--------------|--------------|-------------|-------------|-------------|
| | | BOYS | GIRLS | TOTAL | BOYS | GIRLS | TOTAL | BOYS | GIRLS | TOTAL |
| 1 | KODANGAL | 598 | 430 | 1028 | 138 | 114 | 252 | 86 | 11 | 97 |
| 2 | BOMRASPETA | 455 | 379 | 834 | 155 | 101 | 286 | 254 | 85 | 339 |
| 3 | KOSGI | 504 | 300 | 804 | 87 | 23 | 110 | 112 | 24 | 136 |
| 4 | DOULATABAD | 448 | 321 | 769 | 86 | 38 | 124 | 64 | 29 | 93 |
| 5 | DAMARAGIDDA | 153 | 129 | 282 | 79 | 79 | 158 | 4 | 11 | 15 |
| 6 | MADDUR | 1078 | 506 | 1584 | 347 | 100 | 447 | 236 | 84 | 320 |
| 7 | KOILKONDA | 694 | 497 | 1191 | 130 | 76 | 206 | 245 | 82 | 327 |
| 8 | HANWADA | 1399 | 954 | 2353 | 312 | 221 | 533 | 240 | 106 | 346 |
| 9 | NAWABPET | 447 | 259 | 706 | 115 | 76 | 191 | 21 | 12 | 33 |
| 10 | BALANAGAR | 461 | 445 | 906 | 290 | 186 | 476 | 179 | 66 | 245 |
| 11 | KONDURG | 369 | 334 | 703 | 228 | 154 | 382 | 36 | 9 | 45 |
| 12 | FAROOQNAGAR | 1199 | 1225 | 2424 | 290 | 380 | 670 | 296 | 126 | 422 |
| 13 | KOTHUR | 639 | 614 | 1253 | 306 | 288 | 594 | 138 | 55 | 193 |
| 14 | KESHAMPETA | 509 | 500 | 1009 | 177 | 146 | 323 | 188 | 92 | 280 |
| 15 | TALAKONDAPALLE | 388 | 431 | 819 | 132 | 162 | 294 | 29 | 7 | 36 |
| 16 | AMANGAL | 505 | 545 | 1050 | 328 | 244 | 572 | 159 | 64 | 223 |
| 17 | MADGUL | 506 | 406 | 912 | 178 | 176 | 354 | 111 | 31 | 142 |
| 18 | VANGOOR | 698 | 483 | 1181 | 167 | 113 | 280 | 31 | 9 | 40 |
| 19 | VELDANDA | 637 | 509 | 1146 | 284 | 212 | 496 | 91 | 27 | 118 |
| 20 | KALWAKURTHY | 1220 | 951 | 2171 | 466 | 413 | 879 | 203 | 58 | 261 |
| 21 | MIDJIL | 666 | 551 | 1217 | 287 | 256 | 543 | 36 | 11 | 47 |
| 22 | THIMMAJIPETA | 547 | 515 | 1062 | 218 | 184 | 402 | 59 | 29 | 88 |
| 23 | JADCHERLA | 919 | 659 | 1578 | 282 | 187 | 469 | 224 | 70 | 294 |
| 24 | BHOOTHUPUR | 877 | 797 | 1674 | 229 | 197 | 426 | 64 | 40 | 104 |
| 25 | MAHBUBNAGAR | 4225 | 3516 | 7741 | 628 | 562 | 1190 | 611 | 304 | 915 |
| 26 | ADDAKAL | 473 | 303 | 776 | 52 | 36 | 88 | 2 | 1 | 3 |
| 27 | DEVARKADARA | 1371 | 978 | 2349 | 219 | 111 | 330 | 43 | 17 | 60 |
| 28 | DHANWADA | 1151 | 793 | 1944 | 253 | 120 | 373 | 87 | 21 | 108 |
| 29 | NARAYANPET | 1122 | 800 | 1922 | 179 | 124 | 303 | 83 | 25 | 108 |
| 30 | UTKOOR | 628 | 445 | 1073 | 162 | 62 | 224 | 4 | 1 | 5 |
| 31 | MAGANOOOR | 888 | 589 | 1477 | 194 | 135 | 329 | 6 | 7 | 13 |
| 32 | MAKTHAL | 1423 | 960 | 2383 | 423 | 244 | 667 | 13 | 10 | 23 |
| 33 | NARVA | 806 | 596 | 1402 | 251 | 190 | 441 | 32 | 4 | 36 |
| 34 | CHINNA CHINTA KUNTA | 592 | 389 | 981 | 179 | 83 | 262 | 23 | 10 | 33 |
| 35 | ATMAKUR | 1231 | 581 | 1812 | 311 | 113 | 424 | 66 | 7 | 73 |
| 36 | KOTHAKOTA | 1479 | 835 | 2314 | 302 | 190 | 492 | 94 | 20 | 114 |
| 37 | PEDDAMANDADI | 449 | 325 | 774 | 132 | 96 | 228 | 42 | 17 | 59 |
| 38 | GHANPUR | 594 | 404 | 998 | 131 | 66 | 197 | 169 | 54 | 223 |
| 39 | BIJINAPALLE | 734 | 477 | 1211 | 155 | 134 | 289 | 126 | 23 | 149 |
| 40 | NAGAR KURNOOL | 927 | 662 | 1589 | 369 | 194 | 563 | 30 | 20 | 50 |
| 41 | TADOOR | 567 | 532 | 1099 | 204 | 145 | 349 | 17 | 13 | 30 |
| 42 | TELKAPALLE | 802 | 534 | 1336 | 336 | 265 | 601 | 20 | 7 | 27 |
| 43 | UPPUNUNTHALA | 320 | 401 | 721 | 112 | 147 | 259 | 36 | 22 | 58 |
| 44 | ACHAMPETA | 1076 | 872 | 1948 | 484 | 550 | 1034 | 386 | 139 | 525 |
| 45 | AMRABAD | 236 | 171 | 407 | 204 | 171 | 375 | 235 | 151 | 386 |
| 46 | BALMOOR | 316 | 256 | 572 | 184 | 122 | 306 | 3 | 4 | 7 |
| 47 | LINGAL | 353 | 239 | 592 | 64 | 41 | 105 | 127 | 88 | 215 |
| 48 | PEDDAKOTHAPALLE | 596 | 341 | 937 | 189 | 122 | 311 | 29 | 12 | 41 |
| 49 | KODAIR | 387 | 251 | 638 | 95 | 73 | 168 | 27 | 16 | 43 |
| 50 | GOPALPETA | 784 | 516 | 1300 | 331 | 213 | 544 | 58 | 33 | 91 |
| 51 | WANAPARTHY | 2033 | 1404 | 3437 | 410 | 214 | 624 | 351 | 98 | 449 |
| 52 | PANGAL | 691 | 529 | 1220 | 159 | 83 | 242 | 28 | 18 | 46 |
| 53 | PEBBAIR | 1578 | 1124 | 2702 | 400 | 193 | 593 | 75 | 17 | 92 |
| 54 | GADWAL | 2356 | 1697 | 4053 | 523 | 380 | 903 | 121 | 103 | 224 |
| 55 | DHARUR | 674 | 342 | 1016 | 132 | 79 | 211 | 7 | 3 | 10 |
| 56 | MALDAKAL | 450 | 254 | 704 | 95 | 50 | 145 | 1 | 1 | 2 |
| 57 | GHATTU | 709 | 275 | 984 | 139 | 69 | 208 | 9 | 1 | 10 |
| 58 | AIZA | 1558 | 842 | 2400 | 390 | 156 | 546 | 59 | 59 | 118 |
| 59 | WADDEPALLE | 638 | 453 | 1091 | 228 | 157 | 385 | 7 | 2 | 9 |
| 60 | ITIKYAL | 667 | 498 | 1165 | 240 | 154 | 394 | 6 | 2 | 8 |
| 61 | MANOPADU | 1348 | 1039 | 2387 | 601 | 403 | 1004 | 8 | 3 | 11 |
| 62 | ALAMPUR | 488 | 414 | 902 | 201 | 153 | 354 | 7 | 3 | 10 |
| 63 | VEEPANGANDLA | 769 | 577 | 1346 | 143 | 118 | 261 | 19 | 3 | 22 |
| 64 | KOLLAPUR | 1249 | 836 | 2085 | 275 | 213 | 488 | 172 | 51 | 223 |
| TOTAL | | 54654 | 39790 | 94444 | 15390 | 10887 | 26277 | 6345 | 2528 | 8873 |

Table - 3.73
MANDAL WISE B.C. ,S.C. & S.T. ENROLMENT - 2000 - 2001
 DISTRICT: MAHABUBNAGAR TYPE: HIGH SCHOOLS

| SL. NO. | NAME OF THE MANDAL | B.C. | | | S.C. | | | S.T. | | |
|--------------|---------------------|--------------|--------------|--------------|--------------|-------------|--------------|-------------|-------------|-------------|
| | | BOYS | GIRLS | TOTAL | BOYS | GIRLS | TOTAL | BOYS | GIRLS | TOTAL |
| 1 | KODANGAL | 883 | 329 | 1212 | 181 | 78 | 259 | 121 | 16 | 137 |
| 2 | BOMRASPETA | 501 | 208 | 709 | 79 | 37 | 116 | 54 | 6 | 60 |
| 3 | KOSGI | 1285 | 814 | 2099 | 223 | 67 | 290 | 53 | 4 | 57 |
| 4 | DOULATABAD | 774 | 256 | 1030 | 156 | 93 | 249 | 93 | 20 | 113 |
| 5 | DAMARAGIDDA | 472 | 170 | 642 | 140 | 14 | 154 | 19 | 1 | 20 |
| 6 | MADDUR | 513 | 213 | 726 | 151 | 64 | 215 | 36 | 14 | 50 |
| 7 | KOILKONDA | 877 | 368 | 1245 | 175 | 57 | 232 | 150 | 29 | 179 |
| 8 | HANWADA | 516 | 307 | 823 | 58 | 11 | 69 | 60 | 22 | 82 |
| 9 | NAWABPET | 1000 | 523 | 1523 | 280 | 124 | 404 | 129 | 16 | 145 |
| 10 | BALANAGAR | 853 | 546 | 1399 | 285 | 142 | 427 | 358 | 54 | 412 |
| 11 | KONDURG | 703 | 465 | 1168 | 175 | 38 | 213 | 24 | - | 24 |
| 12 | FAROOQNAGAR | 1980 | 1444 | 3424 | 641 | 620 | 1261 | 221 | 59 | 280 |
| 13 | KOTHUR | 769 | 477 | 1246 | 181 | 100 | 281 | 50 | 18 | 68 |
| 14 | KESHAMPETA | 742 | 482 | 1224 | 252 | 119 | 371 | 102 | 40 | 142 |
| 15 | TALAKONDAPALLE | 953 | 571 | 1524 | 376 | 124 | 500 | 118 | 12 | 130 |
| 16 | AMANGAL | 1543 | 933 | 2476 | 379 | 153 | 532 | 633 | 169 | 802 |
| 17 | MADGUL | 731 | 297 | 1028 | 247 | 63 | 310 | 137 | 19 | 156 |
| 18 | VANGOOR | 575 | 288 | 863 | 254 | 40 | 294 | 22 | 5 | 27 |
| 19 | VELDANDA | 609 | 334 | 943 | 232 | 109 | 341 | 53 | 11 | 64 |
| 20 | KALWAKURTHY | 1121 | 888 | 2009 | 754 | 228 | 982 | 294 | 97 | 391 |
| 21 | MIDJIL | 534 | 289 | 823 | 190 | 54 | 244 | 42 | 7 | 49 |
| 22 | THIMMAJIPETA | 235 | 166 | 401 | 91 | 52 | 143 | 68 | 6 | 74 |
| 23 | JADCHERLA | 2233 | 1680 | 3913 | 556 | 255 | 811 | 520 | 140 | 660 |
| 24 | BHOOTHPUR | 521 | 229 | 750 | 134 | 49 | 183 | 109 | 9 | 118 |
| 25 | MAHBUBNAGAR | 4221 | 3566 | 7787 | 1060 | 1127 | 2187 | 475 | 221 | 696 |
| 26 | ADDAKAL | 1074 | 609 | 1683 | 238 | 61 | 299 | 42 | 10 | 52 |
| 27 | DEVARKADARA | 732 | 376 | 1108 | 143 | 59 | 202 | 16 | 4 | 20 |
| 28 | DHANWADA | 840 | 387 | 1227 | 260 | 59 | 319 | 50 | 8 | 58 |
| 29 | NARAYANPET | 1752 | 1232 | 2984 | 334 | 184 | 518 | 71 | 18 | 89 |
| 30 | UTKOOR | 356 | 238 | 594 | 89 | 29 | 118 | 2 | 3 | 5 |
| 31 | MAGANOR | 324 | 141 | 465 | 56 | 16 | 72 | 1 | - | 1 |
| 32 | MAKTHAL | 700 | 325 | 1025 | 162 | 84 | 246 | 4 | 2 | 6 |
| 33 | NARVA | 406 | 162 | 568 | 76 | 31 | 107 | 14 | 1 | 15 |
| 34 | CHINNA CHINTA KUNTA | 900 | 502 | 1402 | 268 | 166 | 434 | 51 | 22 | 73 |
| 35 | ATMAKUR | 1222 | 724 | 1946 | 237 | 147 | 384 | 25 | 7 | 32 |
| 36 | KOTHAKOTA | 1588 | 915 | 2503 | 579 | 139 | 718 | 86 | 12 | 98 |
| 37 | PEDDAMANDADI | 344 | 195 | 539 | 74 | 25 | 99 | 16 | 2 | 18 |
| 38 | GHANPUR | 690 | 314 | 1004 | 123 | 29 | 152 | 81 | 15 | 96 |
| 39 | BIJINAPALLE | 1347 | 810 | 2157 | 329 | 144 | 473 | 93 | 13 | 106 |
| 40 | NAGAR KURNOOL | 1784 | 1034 | 2818 | 762 | 381 | 1143 | 86 | 25 | 111 |
| 41 | TADOOR | 408 | 234 | 642 | 98 | 39 | 137 | 16 | 6 | 22 |
| 42 | TELKAPALLE | 683 | 289 | 972 | 313 | 67 | 380 | 20 | 5 | 25 |
| 43 | UPPUNUTHALA | 298 | 108 | 406 | 83 | 25 | 108 | 9 | 1 | 10 |
| 44 | ACHAMPETA | 922 | 669 | 1591 | 596 | 170 | 766 | 305 | 85 | 390 |
| 45 | AMRABAD | 500 | 289 | 789 | 668 | 80 | 748 | 495 | 147 | 642 |
| 46 | BALMOOR | 552 | 308 | 860 | 199 | 55 | 254 | 135 | 17 | 152 |
| 47 | LINGAL | 337 | 162 | 499 | 362 | 19 | 381 | 268 | 123 | 391 |
| 48 | PEDDAKOTHAPALLE | 541 | 193 | 734 | 159 | 66 | 225 | 21 | 3 | 24 |
| 49 | KODAIR | 354 | 128 | 482 | 82 | 18 | 100 | 60 | 22 | 82 |
| 50 | GOPALPETA | 458 | 217 | 675 | 228 | 68 | 296 | 23 | 7 | 30 |
| 51 | WANAPARTHY | 1789 | 1518 | 3307 | 392 | 246 | 638 | 183 | 74 | 257 |
| 52 | PANGAL | 939 | 443 | 1382 | 147 | 62 | 209 | 65 | 9 | 74 |
| 53 | PEBBAIR | 1128 | 545 | 1673 | 148 | 52 | 200 | 26 | 4 | 30 |
| 54 | GADWAL | 1956 | 1272 | 3228 | 416 | 225 | 641 | 66 | 32 | 98 |
| 55 | DHARUR | 491 | 81 | 572 | 106 | 18 | 124 | 7 | - | 7 |
| 56 | MALDAKAL | 370 | 89 | 459 | 114 | 24 | 138 | 16 | - | 16 |
| 57 | GHATTU | 464 | 147 | 611 | 98 | 26 | 124 | 4 | - | 4 |
| 58 | AIZA | 1350 | 826 | 2176 | 327 | 134 | 461 | 7 | 7 | 14 |
| 59 | WADDEPALLE | 1366 | 673 | 2039 | 470 | 172 | 642 | 17 | 7 | 24 |
| 60 | ITIKYAL | 797 | 276 | 1073 | 335 | 168 | 503 | 25 | - | 25 |
| 61 | MANOPADU | 389 | 203 | 592 | 194 | 36 | 230 | - | 1 | 1 |
| 62 | ALAMPUR | 678 | 396 | 1074 | 207 | 110 | 317 | 6 | 4 | 10 |
| 63 | VEEPANGANDLA | 961 | 506 | 1467 | 257 | 117 | 374 | 30 | 9 | 39 |
| 64 | KOLLAPUR | 1447 | 879 | 2326 | 451 | 227 | 678 | 103 | 27 | 130 |
| TOTAL | | 58381 | 34258 | 92639 | 17430 | 7596 | 25026 | 6486 | 1727 | 8213 |

Table - 3.74**MANDAL WISE B.C. ,S.C. & S.T. ENROLMENT - 2000 - 2001**

DISTRICT: MAHABUBNAGAR

TYPE: Hr. SECONDARY SCHOOLS

| SL. NO. | NAME OF THE MANDAL | B.C. | | | S.C. | | | S.T. | | |
|---------|--------------------|-----------|-----------|------------|-----------|-----------|-----------|-----------|----------|-----------|
| | | BOYS | GIRLS | TOTAL | BOYS | GIRLS | TOTAL | BOYS | GIRLS | TOTAL |
| 1 | BIJINAPALLE | 81 | 37 | 118 | 71 | 18 | 89 | 29 | 5 | 34 |
| | TOTAL | 81 | 37 | 118 | 71 | 18 | 89 | 29 | 5 | 34 |

Table - 3.75**MANDAL WISE B.C. ,S.C. & S.T. ENROLMENT - 2000 - 2001**

DISTRICT: MAHABUBNAGAR

TYPE: PRE-PRIMARY SCHOOLS

| SL. NO. | NAME OF THE MANDAL | B.C. | | | S.C. | | | S.T. | | |
|---------|--------------------|-----------|------------|------------|-----------|-----------|-----------|----------|----------|----------|
| | | BOYS | GIRLS | TOTAL | BOYS | GIRLS | TOTAL | BOYS | GIRLS | TOTAL |
| 31 | MAGANOR | 71 | 79 | 150 | 18 | 13 | 31 | 1 | - | 1 |
| 49 | KODAIR | 23 | 32 | 55 | 17 | 18 | 35 | 1 | 2 | 3 |
| | TOTAL | 94 | 111 | 205 | 35 | 31 | 66 | 2 | 2 | 4 |

Table - 3.81
MANDAL WISE B.C. ,S.C. & S.T. TEACHERS - 2000 - 2001
 DISTRICT: MAHABUBNAGAR TYPE: PRIMARY SCHOOLS

| SL. NO. | NAME OF THE MANDAL | B.C. | | | S.C. | | | S.T. | | |
|--------------|---------------------|-------------|------------|-------------|------------|------------|------------|------------|-----------|------------|
| | | MEN | WOMEN | TOTAL | MEN | WOMEN | TOTAL | MEN | WOMEN | TOTAL |
| 1 | KODANGAL | 32 | 9 | 41 | 13 | 1 | 14 | 2 | - | 2 |
| 2 | BOMRASPETA | 53 | 1 | 54 | 6 | 1 | 7 | 1 | - | 1 |
| 3 | KOSGI | 30 | 21 | 51 | 3 | - | 3 | 3 | - | 3 |
| 4 | DOULATABAD | 31 | 1 | 32 | 9 | 2 | 11 | 4 | - | 4 |
| 5 | DAMARAGIDDA | 54 | 5 | 59 | 7 | 1 | 8 | 1 | - | 1 |
| 6 | MADDUR | 36 | 3 | 39 | 3 | 2 | 5 | 3 | - | 3 |
| 7 | KOILKONDA | 46 | 19 | 65 | 16 | 5 | 21 | 9 | 2 | 11 |
| 8 | HANWADA | 21 | 9 | 30 | 5 | 1 | 6 | 4 | 1 | 5 |
| 9 | NAWABPET | 33 | 11 | 44 | 9 | 1 | 10 | 2 | - | 2 |
| 10 | BALANAGAR | 34 | 29 | 63 | 13 | 3 | 16 | 6 | - | 6 |
| 11 | KONDURG | 22 | 24 | 46 | 9 | 1 | 10 | - | 1 | 1 |
| 12 | FAROOQNAGAR | 39 | 28 | 67 | 11 | 5 | 16 | 9 | 1 | 10 |
| 13 | KOTHUR | 17 | 9 | 26 | 4 | 2 | 6 | 3 | - | 3 |
| 14 | KESHAMPETA | 15 | 6 | 21 | 2 | 1 | 3 | 4 | - | 4 |
| 15 | TALAKONDAPALLE | 18 | 9 | 27 | 6 | - | 6 | 2 | - | 2 |
| 16 | AMANGAL | 29 | 6 | 35 | 5 | 2 | 7 | 7 | 1 | 8 |
| 17 | MADGUL | 30 | 3 | 33 | 10 | - | 10 | 1 | - | 1 |
| 18 | VANGOOR | 31 | 11 | 42 | 15 | 1 | 16 | 6 | - | 6 |
| 19 | VELDANDA | 26 | 6 | 32 | 3 | - | 3 | 6 | - | 6 |
| 20 | KALWAKURTHY | 12 | 7 | 19 | 6 | 3 | 9 | 3 | - | 3 |
| 21 | MIDJIL | 12 | 12 | 24 | 5 | 4 | 9 | 1 | - | 1 |
| 22 | THIMMAJIPETA | 11 | 7 | 18 | 10 | - | 10 | - | - | - |
| 23 | JADCHERLA | 19 | 35 | 54 | 13 | 6 | 19 | 8 | 4 | 12 |
| 24 | BHOOTHPUR | 18 | 13 | 31 | 4 | 1 | 5 | - | - | - |
| 25 | MAHBUBNAGAR | 16 | 41 | 57 | 5 | 4 | 9 | 9 | 1 | 10 |
| 26 | ADDAKAL | 25 | 10 | 35 | 5 | 1 | 6 | 2 | - | 2 |
| 27 | DEVARKADARA | 23 | 9 | 32 | 11 | 2 | 13 | 2 | - | 2 |
| 28 | DHANWADA | 13 | 6 | 19 | 9 | 1 | 10 | - | - | - |
| 29 | NARAYANPET | 26 | 20 | 46 | 10 | 4 | 14 | 7 | - | 7 |
| 30 | UTKOOR | 41 | 10 | 51 | 10 | 1 | 11 | - | 1 | 1 |
| 31 | MAGANOOOR | 47 | 3 | 50 | 10 | 1 | 11 | - | - | - |
| 32 | MAKTHAL | 50 | 2 | 52 | 7 | 1 | 8 | 1 | - | 1 |
| 33 | NARVA | 25 | 2 | 27 | 12 | - | 12 | - | - | - |
| 34 | CHINNA CHINTA KUNTA | 15 | 6 | 21 | 6 | 1 | 7 | 1 | - | 1 |
| 35 | ATMAKUR | 18 | 19 | 37 | 6 | 1 | 7 | 1 | - | 1 |
| 36 | KOTHAKOTA | 22 | 5 | 27 | 7 | 2 | 9 | - | - | - |
| 37 | PEDDAMANDADI | 18 | 10 | 28 | 5 | 1 | 6 | 3 | - | 3 |
| 38 | GHANPUR | 18 | 9 | 27 | 3 | 3 | 6 | - | - | - |
| 39 | BIJINAPALLE | 15 | 10 | 25 | 2 | - | 2 | - | - | - |
| 40 | NAGAR KURNOOL | 12 | 10 | 22 | 8 | 1 | 9 | 1 | - | 1 |
| 41 | TADOOR | 19 | 1 | 20 | 5 | - | 5 | - | - | - |
| 42 | TELKAPALLE | 12 | 8 | 20 | 4 | 2 | 6 | 1 | - | 1 |
| 43 | UPPUNUNTHALA | 13 | 3 | 16 | 4 | 2 | 6 | 9 | 1 | 10 |
| 44 | ACHAMPETA | 12 | 9 | 21 | 13 | 3 | 16 | 13 | 3 | 16 |
| 45 | AMRABAD | 23 | 7 | 30 | 21 | 3 | 24 | 17 | 3 | 20 |
| 46 | BALMOOR | 16 | 4 | 20 | 6 | 2 | 8 | 12 | 2 | 14 |
| 47 | LINGAL | 12 | 4 | 16 | 5 | 1 | 6 | 30 | 3 | 33 |
| 48 | PEDDAKOTHAPALLE | 20 | 7 | 27 | 10 | 3 | 13 | 4 | - | 4 |
| 49 | KODAIR | 12 | 4 | 16 | 3 | 1 | 4 | 2 | - | 2 |
| 50 | GOPALPETA | 14 | 10 | 24 | 6 | - | 6 | - | - | - |
| 51 | WANAPARTHY | 14 | 30 | 44 | 6 | - | 6 | 1 | - | 1 |
| 52 | PANGAL | 29 | 4 | 33 | 11 | 1 | 12 | 3 | - | 3 |
| 53 | PEBBAIR | 18 | 5 | 23 | 4 | 3 | 7 | 1 | - | 1 |
| 54 | GADWAL | 23 | 18 | 41 | 16 | 5 | 21 | 1 | - | 1 |
| 55 | DHARUR | 43 | 16 | 59 | 9 | 4 | 13 | - | - | - |
| 56 | MALDAKAL | 23 | 14 | 37 | 4 | 1 | 5 | - | - | - |
| 57 | GHATTU | 41 | 2 | 43 | 6 | - | 6 | - | - | - |
| 58 | AIZA | 22 | - | 22 | 2 | 2 | 4 | - | - | - |
| 59 | WADDEPALLE | 26 | 4 | 30 | 12 | - | 12 | - | - | - |
| 60 | ITIKYAL | 22 | 4 | 26 | 8 | - | 8 | - | - | - |
| 61 | MANOPADU | 8 | 3 | 11 | 6 | 1 | 7 | - | - | - |
| 62 | ALAMPUR | 13 | 5 | 18 | 12 | 4 | 16 | - | - | - |
| 63 | VEEPANGANDLA | 14 | - | 14 | 15 | 1 | 16 | 2 | - | 2 |
| 64 | KOLLAPUR | 29 | 12 | 41 | 11 | 1 | 12 | 3 | 3 | 6 |
| TOTAL | | 1531 | 630 | 2161 | 502 | 107 | 609 | 211 | 27 | 238 |

Table - 3.82

MANDAL WISE B.C., S.C. & S.T. TEACHERS - 2000 - 2001
 DISTRICT: MAHABUBNAGAR TYPE: UPPER PRIMARY SCHOOLS

| SL. NO. | NAME OF THE MANDAL | B.C. | | | S.C. | | | S.T. | | |
|--------------|---------------------|-------------|------------|-------------|------------|------------|------------|-----------|-----------|------------|
| | | MEN | WOMEN | TOTAL | MEN | WOMEN | TOTAL | MEN | WOMEN | TOTAL |
| 1 | KODANGAL | 23 | 8 | 31 | 4 | 3 | 7 | 1 | - | 1 |
| 2 | BOMRASPETA | 19 | - | 19 | 2 | - | 2 | - | - | - |
| 3 | KOSGI | 12 | 3 | 15 | 2 | 1 | 3 | - | - | - |
| 4 | DOULATABAD | 10 | 1 | 11 | 1 | - | 1 | 3 | - | 3 |
| 5 | DAMARAGIDDA | 2 | 1 | 3 | 1 | - | 1 | - | - | - |
| 6 | MADDUR | 30 | 3 | 33 | 7 | 1 | 8 | 4 | - | 4 |
| 7 | KOILKONDA | 14 | 9 | 23 | 3 | 2 | 5 | 1 | - | 1 |
| 8 | HANWADA | 21 | 14 | 35 | 3 | 2 | 5 | - | 1 | 1 |
| 9 | NAWABPET | 8 | 8 | 16 | 2 | - | 2 | - | - | - |
| 10 | BALANAGAR | 5 | 4 | 9 | 1 | 2 | 3 | 1 | 1 | 2 |
| 11 | KONDURG | 8 | 4 | 12 | - | - | - | - | - | - |
| 12 | FAROOQNAGAR | 30 | 37 | 67 | 3 | 4 | 7 | - | - | - |
| 13 | KOTHUR | 15 | 11 | 26 | - | 1 | 1 | - | - | - |
| 14 | KESHAMPETA | 7 | 5 | 12 | 3 | 1 | 4 | 2 | - | 2 |
| 15 | TALAKONDAPALLE | 12 | 2 | 14 | 4 | - | 4 | 1 | - | 1 |
| 16 | AMANGAL | 9 | 6 | 15 | 2 | 1 | 3 | 1 | 1 | 2 |
| 17 | MADGUL | 7 | 5 | 12 | 1 | 1 | 2 | 1 | - | 1 |
| 18 | VANGOOR | 10 | 3 | 13 | 5 | - | 5 | - | - | - |
| 19 | VELDANDA | 9 | 4 | 13 | 6 | 1 | 7 | 1 | - | 1 |
| 20 | KALWAKURTHY | 30 | 13 | 43 | 8 | 4 | 12 | - | - | - |
| 21 | MIDJIL | 15 | 7 | 22 | 4 | - | 4 | 2 | - | 2 |
| 22 | THIMMAJIPETA | 6 | 2 | 8 | 4 | 2 | 6 | 1 | - | 1 |
| 23 | JADCHERLA | 31 | 25 | 56 | 1 | 4 | 5 | - | 3 | 3 |
| 24 | BHOOTHUPUR | 17 | 14 | 31 | 5 | 1 | 6 | - | - | - |
| 25 | MAHBUBNAGAR | 132 | 120 | 252 | 15 | 13 | 28 | 6 | 3 | 9 |
| 26 | ADDAKAL | 5 | - | 5 | - | 1 | 1 | - | - | - |
| 27 | DEVARKADARA | 28 | 16 | 44 | 3 | 1 | 4 | 2 | - | 2 |
| 28 | DHANWADA | 34 | 16 | 50 | 7 | - | 7 | - | - | - |
| 29 | NARAYANPET | 32 | 26 | 58 | 6 | 4 | 10 | 3 | 1 | 4 |
| 30 | UTKOOR | 14 | 1 | 15 | 4 | - | 4 | 1 | - | 1 |
| 31 | MAGANNOOR | 18 | 2 | 20 | 4 | - | 4 | - | - | - |
| 32 | MAKTHAL | 39 | 20 | 59 | 8 | 5 | 13 | - | - | - |
| 33 | NARVA | 21 | 2 | 23 | 1 | 2 | 3 | - | - | - |
| 34 | CHINNA CHINTA KUNTA | 10 | 6 | 16 | 1 | - | 1 | - | - | - |
| 35 | ATMAKUR | 22 | 16 | 38 | 5 | 4 | 9 | - | - | - |
| 36 | KOTHAKOTA | 28 | 16 | 44 | 6 | 2 | 8 | 1 | - | 1 |
| 37 | PEDDAMANDADI | 6 | 2 | 8 | 3 | - | 3 | - | - | - |
| 38 | GHPANPUR | 17 | 6 | 23 | 2 | 2 | 4 | 12 | 5 | 17 |
| 39 | BIJINAPALLE | 14 | 3 | 17 | 3 | - | 3 | - | - | - |
| 40 | NAGAR KURNOOL | 13 | 13 | 26 | 4 | 1 | 5 | - | - | - |
| 41 | TADOOR | 7 | 4 | 11 | 2 | 1 | 3 | 1 | - | 1 |
| 42 | TELKAPALLE | 16 | 3 | 19 | 2 | 1 | 3 | - | - | - |
| 43 | UPPUNUNTHALA | 8 | 2 | 10 | 4 | - | 4 | 2 | - | 2 |
| 44 | ACHAMPETA | 25 | 17 | 42 | 4 | 5 | 9 | 4 | 1 | 5 |
| 45 | AMRABAD | 8 | 1 | 9 | 8 | 1 | 9 | 8 | 1 | 9 |
| 46 | BALMOOR | 5 | 1 | 6 | - | - | - | 3 | - | 3 |
| 47 | LINGAL | 7 | 3 | 10 | 3 | 1 | 4 | 2 | - | 2 |
| 48 | PEDDAKOTHAPALLE | 3 | 3 | 6 | 2 | - | 2 | - | - | - |
| 49 | KODAIR | 5 | 3 | 8 | 1 | - | 1 | - | - | - |
| 50 | GOPALPETA | 11 | 4 | 15 | - | 1 | 1 | 1 | - | 1 |
| 51 | WANAPARTHY | 56 | 33 | 89 | 7 | 5 | 12 | 1 | - | 1 |
| 52 | PANGAL | 2 | - | 2 | 2 | 2 | 4 | 1 | - | 1 |
| 53 | PEBBAIR | 39 | 16 | 55 | 8 | 1 | 9 | - | - | - |
| 54 | GADWAL | 62 | 73 | 135 | 9 | 6 | 15 | 2 | 2 | 4 |
| 55 | DHARUR | 10 | 4 | 14 | 1 | - | 1 | - | - | - |
| 56 | MALDAKAL | 5 | 5 | 10 | 3 | - | 3 | - | - | - |
| 57 | GHATTU | 15 | 2 | 17 | 2 | - | 2 | - | - | - |
| 58 | AIZA | 29 | 5 | 34 | 8 | 4 | 12 | 1 | - | 1 |
| 59 | WADDEPALLE | 8 | 8 | 16 | 2 | 1 | 3 | 1 | - | 1 |
| 60 | ITIKYAL | 10 | 4 | 14 | 5 | - | 5 | - | - | - |
| 61 | MANOPADU | 14 | 5 | 19 | 8 | 2 | 10 | - | - | - |
| 62 | ALAMPUR | 5 | 6 | 11 | 5 | - | 5 | 9 | 15 | 24 |
| 63 | VEEPANGANDLA | 8 | 1 | 9 | 4 | - | 4 | - | - | - |
| 64 | KOLLAPUR | 40 | 33 | 73 | 4 | 3 | 7 | 3 | 1 | 4 |
| TOTAL | | 1181 | 690 | 1871 | 238 | 100 | 338 | 83 | 35 | 118 |

Table - 3.83
MANDAL WISE B.C., S.C. & S.T. TEACHERS - 2000 - 2001
 DISTRICT: MAHABUBNAGAR TYPE: HIGH SCHOOLS

| SL. NO. | NAME OF THE MANDAL | B.C. | | | S.C. | | | S.T. | | |
|--------------|---------------------|-------------|------------|-------------|------------|-----------|------------|-----------|-----------|-----------|
| | | MEN | WOMEN | TOTAL | MEN | WOMEN | TOTAL | MEN | WOMEN | TOTAL |
| 1 | KODANGAL | 15 | 11 | 26 | - | 2 | 2 | 1 | - | 1 |
| 2 | BOMRASPETA | 18 | - | 18 | 1 | - | 1 | - | - | - |
| 3 | KOSGI | 32 | 5 | 37 | 2 | - | 2 | - | - | - |
| 4 | DOULATABAD | 17 | 3 | 20 | 4 | 1 | 5 | 1 | - | 1 |
| 5 | DAMARAGIDDA | 13 | 1 | 14 | 2 | - | 2 | - | - | - |
| 6 | MADDUR | 12 | - | 12 | 1 | - | 1 | - | - | - |
| 7 | KOILKONDA | 17 | 5 | 22 | 1 | - | 1 | - | - | - |
| 8 | HANWADA | 11 | 4 | 15 | 1 | - | 1 | 2 | - | 2 |
| 9 | NAWABPET | 17 | 2 | 19 | 6 | 1 | 7 | 1 | 1 | 2 |
| 10 | BALANAGAR | 14 | 9 | 23 | 5 | 2 | 7 | 1 | - | 1 |
| 11 | KONDURG | 17 | 1 | 18 | 2 | 2 | 4 | - | - | - |
| 12 | FAROOQNAGAR | 33 | 35 | 68 | 16 | 9 | 25 | - | 1 | 1 |
| 13 | KOTHUR | 9 | 5 | 14 | - | 1 | 1 | - | - | - |
| 14 | KESHAMPETA | 10 | 2 | 12 | - | - | - | - | - | - |
| 15 | TALAKONDAPALLE | 20 | 3 | 23 | 3 | 1 | 4 | 1 | - | 1 |
| 16 | AMANGAL | 49 | 17 | 66 | 10 | 2 | 12 | 3 | - | 3 |
| 17 | MADGUL | 13 | 1 | 14 | 5 | - | 5 | 2 | - | 2 |
| 18 | VANGOOR | 15 | 1 | 16 | 5 | - | 5 | 1 | - | 1 |
| 19 | VELDANDA | 11 | 3 | 14 | 2 | - | 2 | 2 | 1 | 3 |
| 20 | KALWAKURTHY | 51 | 19 | 70 | 11 | 1 | 12 | 5 | - | 5 |
| 21 | MIDJIL | 20 | 1 | 21 | 2 | - | 2 | 2 | - | 2 |
| 22 | THIMMAJIPETA | 12 | 2 | 14 | 2 | - | 2 | - | - | - |
| 23 | JADCHERLA | 71 | 55 | 126 | 8 | 3 | 11 | 3 | - | 3 |
| 24 | BHOOTHUPUR | 16 | 4 | 20 | - | - | - | - | - | - |
| 25 | MAHBUBNAGAR | 135 | 121 | 256 | 16 | 21 | 37 | 6 | 1 | 7 |
| 26 | ADDAKAL | 31 | 5 | 36 | 3 | 1 | 4 | 2 | 1 | 3 |
| 27 | DEVARKADARA | 14 | 4 | 18 | 1 | - | 1 | 1 | 1 | 2 |
| 28 | DHANWADA | 24 | 4 | 28 | 6 | 2 | 8 | 1 | 1 | 2 |
| 29 | NARAYANPET | 85 | 19 | 104 | 6 | 2 | 8 | 1 | - | 1 |
| 30 | UTKOOR | 24 | 4 | 28 | 1 | - | 1 | - | - | - |
| 31 | MAGANOOOR | 17 | - | 17 | 4 | - | 4 | - | - | - |
| 32 | MAKTHAL | 21 | 2 | 23 | 3 | - | 3 | 1 | - | 1 |
| 33 | NARVA | 13 | - | 13 | 1 | - | 1 | - | - | - |
| 34 | CHINNA CHINTA KUNTA | 31 | 2 | 33 | - | 1 | 1 | 2 | - | 2 |
| 35 | ATMAKUR | 53 | 20 | 73 | 2 | 2 | 4 | - | 1 | 1 |
| 36 | KOTHAKOTA | 52 | 14 | 66 | 6 | 2 | 8 | 2 | - | 2 |
| 37 | PEDDAMANDADI | 7 | 1 | 8 | 3 | 1 | 4 | - | - | - |
| 38 | GHANPUR | 10 | 11 | 21 | 2 | 1 | 3 | - | - | - |
| 39 | BIJINAPALLE | 43 | 14 | 57 | 4 | 1 | 5 | 1 | 1 | 2 |
| 40 | NAGAR KURNOOL | 52 | 28 | 80 | 8 | 3 | 11 | - | - | - |
| 41 | TADOOR | 12 | - | 12 | 2 | - | 2 | 1 | - | 1 |
| 42 | TELKAPALLE | 20 | 6 | 26 | 5 | 1 | 6 | - | - | - |
| 43 | UPPUNUNTHALA | 4 | - | 4 | 1 | - | 1 | - | - | - |
| 44 | ACHAMPETA | 45 | 15 | 60 | 6 | 5 | 11 | 2 | 1 | 3 |
| 45 | AMRABAD | 27 | 8 | 35 | 10 | 2 | 12 | 4 | 2 | 6 |
| 46 | BALMOOR | 9 | 2 | 11 | 2 | 2 | 4 | 2 | - | 2 |
| 47 | LINGAL | 17 | 1 | 18 | 5 | - | 5 | 2 | 3 | 5 |
| 48 | PEDDAKOTHAPALLE | 10 | 1 | 11 | 3 | - | 3 | 1 | - | 1 |
| 49 | KODAIR | 14 | - | 14 | 1 | - | 1 | - | - | - |
| 50 | GOPALPETA | 13 | 6 | 19 | 2 | - | 2 | 3 | - | 3 |
| 51 | WANAPARTHY | 63 | 32 | 95 | 2 | 1 | 3 | 1 | - | 1 |
| 52 | PANGAL | 14 | 2 | 16 | 4 | - | 4 | 1 | - | 1 |
| 53 | PEBBAIR | 36 | 5 | 41 | 6 | - | 6 | 1 | - | 1 |
| 54 | GADWAL | 68 | 29 | 97 | 10 | 1 | 11 | 1 | - | 1 |
| 55 | DHARUR | 10 | 3 | 13 | 3 | - | 3 | - | - | - |
| 56 | MALDAKAL | 11 | 5 | 16 | 3 | - | 3 | - | - | - |
| 57 | GHATTU | 10 | 1 | 11 | 4 | - | 4 | 1 | - | 1 |
| 58 | AIZA | 33 | 17 | 50 | 5 | 2 | 7 | - | - | - |
| 59 | WADDEPALLE | 17 | 2 | 19 | 4 | 1 | 5 | - | - | - |
| 60 | ITIKYAL | 14 | 2 | 16 | 7 | - | 7 | - | - | - |
| 61 | MANOPADU | 11 | 1 | 12 | 1 | 1 | 2 | - | - | - |
| 62 | ALAMPUR | 13 | 8 | 21 | 8 | 4 | 12 | - | - | - |
| 63 | VEEPANGANDLA | 25 | 1 | 26 | 7 | - | 7 | - | - | - |
| 64 | KOLLAPUR | 57 | 14 | 71 | 6 | - | 6 | 1 | - | 1 |
| TOTAL | | 1678 | 599 | 2277 | 262 | 82 | 344 | 63 | 15 | 78 |

Table - 3.84

MANDAL WISE B.C., S.C. & S.T. TEACHERS - 2000 - 2001

DISTRICT: MAHABUBNAGAR

TYPE: Hr. SECONDARY SCHOOLS

| SL. NO. | NAME OF THE MANDAL | B.C. | | | S.C. | | | S.T. | | |
|--------------|--------------------|----------|----------|----------|----------|----------|----------|----------|----------|----------|
| | | MEN | WOMEN | TOTAL | MEN | WOMEN | TOTAL | MEN | WOMEN | TOTAL |
| 1 | BIJINAPALLE | 7 | - | 7 | 4 | - | 4 | 1 | - | 1 |
| TOTAL | | 7 | - | 7 | 4 | - | 4 | 1 | - | 1 |

Table - 3.85

MANDAL WISE B.C., S.C. & S.T. TEACHERS - 2000 - 2001

DISTRICT: MAHABUBNAGAR

TYPE: PRE-PRIMARY SCHOOLS

| SL. NO. | NAME OF THE MANDAL | B.C. | | | S.C. | | | S.T. | | |
|--------------|--------------------|----------|----------|----------|----------|----------|----------|----------|----------|----------|
| | | MEN | WOMEN | TOTAL | MEN | WOMEN | TOTAL | MEN | WOMEN | TOTAL |
| 1 | MAGANOOOR | - | - | - | - | - | - | - | - | - |
| 2 | KODAIR | - | - | - | - | - | - | - | - | - |
| TOTAL | | - | - | - | - | - | - | - | - | - |

Table - 4.21
SCHOOLS FOR VISUALLY IMPAIRED ENROLMENT

DISTRICT: MAHABUBNAGAR

2000-2001

| SL NO | NAME OF THE INSTITUTION | ALL | | | B.C. | | | S.C. | | | S.T. | |
|--------------|--|-----------|-----------|------------|-----------|-----------|-----------|-----------|-----------|-----------|----------|----------|
| | | Boys | Girls | Total | Boys | Girls | Total | Boys | Girls | Total | Boys | Girls |
| | | Total | | | | | | | | | | |
| 1 | GOVT RESIDENTIAL SCHOOL FOR VISUALLY HANDICAPPED | 80 | 55 | 135 | 62 | 21 | 83 | 17 | 11 | 28 | 3 | - |
| TOTAL | | 80 | 55 | 135 | 62 | 21 | 83 | 17 | 11 | 28 | 3 | - |

Table - 4.22
SCHOOLS FOR VISUALLY IMPAIRED TEACHERS

DISTRICT: MAHABUBNAGAR

2000-2001

| SL NO | NAME OF THE INSTITUTION | ALL | | | B.C. | | | S.C. | | S.T. | |
|--------------|--|-----------|----------|-----------|-----------|----------|-----------|----------|----------|----------|----------|
| | | Men | Women | Total | Men | Women | Total | Men | Women | Total | Men |
| | | Total | | | | | | | | | |
| 1 | GOVT RESIDENTIAL SCHOOL FOR VISUALLY HANDICAPPED | 17 | 3 | 20 | 12 | - | 12 | - | - | - | - |
| TOTAL | | 17 | 3 | 20 | 12 | - | 12 | - | - | - | - |

Special Schools

Table - 4.61
ORIENTAL SCHOOLS
ENROLMENT

DISTRICT: MAHABUBNAGAR

2000-2001

| SL NO | NAME OF THE INSTITUTION | ALL | | | B.C. | | | S.C. | | | S.T. | | |
|-------|-------------------------|------|-------|-------|------|-------|-------|------|-------|-------|------|-------|---|
| | | Boys | Girls | Total | Boys | Girls | Total | Boys | Girls | Total | Boys | Girls | |
| 1 | GOVT MODEL HIGH SCHOOL | 44 | 22 | 66 | 23 | 13 | 36 | 6 | - | 6 | 2 | - | 2 |
| | TOTAL | 44 | 22 | 66 | 23 | 13 | 36 | 6 | - | 6 | 2 | - | 2 |

Table - 4.62
ORIENTAL SCHOOLS
TEACHERS

DISTRICT: MAHABUBNAGAR

2000-2001

| SL NO | NAME OF THE INSTITUTION | ALL | | | B.C. | | | S.C. | | S.T. | | | |
|-------|-------------------------|-----|-------|-------|------|-------|-------|------|-------|-------|-----|---|---|
| | | Men | Women | Total | Men | Women | Total | Men | Women | Total | Men | | |
| 1 | GOVT MODEL HIGH SCHOOL | 1 | 1 | 2 | 1 | 1 | 2 | - | - | - | - | - | - |
| | TOTAL | 1 | 1 | 2 | 1 | 1 | 2 | - | - | - | - | - | - |

Educational Indicators

Table - 5.11
MANDAL WISE PROJECTED POPULATION 6-10 Yrs. ENROLMENT IN
CLASSES I - V & GROSS ENROLMENT RATIO
 DISTRICT: MAHABUBNAGAR ALL 2000-2001

| SL NO | NAME OF THE MANDAL | AGE GROUP POPLN (6 - 10 Years) | | | ENROLMENT (Classes I - V) | | | G.E.R (I - V) | | |
|--------------|---------------------|-----------------------------------|---------------|---------------|------------------------------|---------------|---------------|------------------|---------------|---------------|
| | | BOYS | GIRLS | TOTAL | BOYS | GIRLS | TOTAL | BOYS | GIRLS | TOTAL |
| 1 | KODANGAL | 2599 | 2548 | 5147 | 3162 | 2909 | 6071 | 121.66 | 114.17 | 117.95 |
| 2 | BOMRASPEETA | 2541 | 2573 | 5114 | 3321 | 2718 | 6039 | 130.70 | 105.64 | 118.09 |
| 3 | KOSGI | 2779 | 2797 | 5576 | 3600 | 3137 | 6737 | 129.54 | 112.16 | 120.82 |
| 4 | DOULATABAD | 2246 | 2269 | 4515 | 2725 | 2256 | 4981 | 121.33 | 99.43 | 110.32 |
| 5 | DAMARAGIDDA | 2602 | 2603 | 5205 | 3164 | 2699 | 5863 | 121.60 | 103.69 | 112.64 |
| 6 | MADDUR | 3186 | 3168 | 6354 | 3649 | 2955 | 6604 | 114.53 | 93.28 | 103.93 |
| 7 | KOILKONDA | 3034 | 2959 | 5993 | 4308 | 3330 | 7638 | 141.99 | 112.54 | 127.45 |
| 8 | HANWADA | 2396 | 2351 | 4747 | 3832 | 3074 | 6906 | 159.93 | 130.75 | 145.48 |
| 9 | NAWABPET | 2644 | 2556 | 5200 | 3260 | 2365 | 5625 | 123.30 | 92.53 | 108.17 |
| 10 | BALANAGAR | 3335 | 3227 | 6562 | 4716 | 3889 | 8605 | 141.41 | 120.51 | 131.13 |
| 11 | KONDURG | 2962 | 2888 | 5850 | 3658 | 3103 | 6761 | 123.50 | 107.44 | 115.57 |
| 12 | FAROOQNAGAR | 5270 | 5028 | 10298 | 6797 | 6245 | 13042 | 128.98 | 124.20 | 126.65 |
| 13 | KOTHUR | 3104 | 2874 | 5978 | 3713 | 3548 | 7261 | 119.62 | 123.45 | 121.46 |
| 14 | KESHAMPETA | 2169 | 2045 | 4214 | 2668 | 2350 | 5018 | 123.01 | 114.91 | 119.08 |
| 15 | TALAKONDAPALLE | 2682 | 2564 | 5246 | 3813 | 3299 | 7112 | 142.17 | 128.67 | 135.57 |
| 16 | AMANGAL | 2907 | 2722 | 5629 | 4170 | 3301 | 7471 | 143.45 | 121.27 | 132.72 |
| 17 | MADGUL | 2357 | 2236 | 4593 | 2715 | 2277 | 4992 | 115.19 | 101.83 | 108.69 |
| 18 | VANGOOR | 2471 | 2358 | 4829 | 3188 | 2581 | 5769 | 129.02 | 109.46 | 119.47 |
| 19 | VELDANDA | 2197 | 2150 | 4347 | 2836 | 2526 | 5362 | 129.09 | 117.49 | 123.35 |
| 20 | KALWAKURTHY | 3176 | 3014 | 6190 | 4468 | 3988 | 8456 | 140.68 | 132.32 | 136.61 |
| 21 | MIDJIL | 2486 | 2452 | 4938 | 2426 | 2327 | 4753 | 97.59 | 94.90 | 96.25 |
| 22 | THIMMAJIPETA | 1776 | 1791 | 3567 | 2260 | 2100 | 4360 | 127.25 | 117.25 | 122.23 |
| 23 | JADCHERLA | 4991 | 4827 | 9818 | 6503 | 6193 | 12696 | 130.29 | 128.30 | 129.31 |
| 24 | BHOOTHUR | 2304 | 2255 | 4559 | 2836 | 2491 | 5327 | 123.09 | 110.47 | 116.85 |
| 25 | MAHBUBNAGAR | 10629 | 10206 | 20835 | 12254 | 11109 | 23363 | 115.29 | 108.85 | 112.13 |
| 26 | ADDAKAL | 2509 | 2440 | 4949 | 2550 | 2198 | 4748 | 101.63 | 90.08 | 95.94 |
| 27 | DEVARKADARA | 2786 | 2738 | 5524 | 3294 | 2787 | 6081 | 118.23 | 101.79 | 110.08 |
| 28 | DHANWADA | 2834 | 2831 | 5665 | 3413 | 2714 | 6127 | 120.43 | 95.87 | 108.16 |
| 29 | NARAYANPET | 4508 | 4535 | 9043 | 5404 | 4472 | 9876 | 119.88 | 98.61 | 109.21 |
| 30 | UTKOOR | 2562 | 2602 | 5164 | 3162 | 2477 | 5639 | 123.42 | 95.20 | 109.20 |
| 31 | MAGANNOOR | 2238 | 2218 | 4456 | 3315 | 2452 | 5767 | 148.12 | 110.55 | 129.42 |
| 32 | MAKTHAL | 3315 | 3296 | 6611 | 4619 | 3552 | 8171 | 139.34 | 107.77 | 123.60 |
| 33 | NARVA | 2465 | 2447 | 4912 | 2813 | 2260 | 5073 | 114.12 | 92.36 | 103.28 |
| 34 | CHINNA CHINTA KUNTA | 2329 | 2409 | 4738 | 2339 | 2157 | 4496 | 100.43 | 89.54 | 94.89 |
| 35 | ATMAKUR | 2992 | 2938 | 5930 | 3619 | 2877 | 6496 | 120.96 | 97.92 | 109.54 |
| 36 | KOTHAKOTA | 3780 | 3641 | 7421 | 4328 | 3374 | 7702 | 114.50 | 92.67 | 103.79 |
| 37 | PEDDAMANDADI | 1700 | 1671 | 3371 | 2115 | 1781 | 3896 | 124.41 | 106.58 | 115.57 |
| 38 | GHANPUR | 2275 | 2200 | 4475 | 2751 | 2035 | 4786 | 120.92 | 92.50 | 106.95 |
| 39 | BIJINAPALLE | 3369 | 3221 | 6590 | 4038 | 3104 | 7142 | 119.86 | 96.37 | 108.38 |
| 40 | NAGAR KURNOOL | 3731 | 3573 | 7304 | 4689 | 3675 | 8364 | 125.68 | 102.85 | 114.51 |
| 41 | TADOOR | 2051 | 2012 | 4063 | 2202 | 1972 | 4174 | 107.36 | 98.01 | 102.73 |
| 42 | TELKAPALLE | 2382 | 2299 | 4681 | 2892 | 2246 | 5138 | 121.41 | 97.69 | 109.76 |
| 43 | UPPUNUNTHALA | 1559 | 1533 | 3092 | 1967 | 1773 | 3740 | 126.17 | 115.66 | 120.96 |
| 44 | ACHAMPETA | 3132 | 2968 | 6100 | 4390 | 3693 | 8083 | 140.17 | 124.43 | 132.51 |
| 45 | AMRABAD | 2618 | 2517 | 5135 | 3587 | 2997 | 6584 | 137.01 | 119.07 | 128.22 |
| 46 | BALMOOR | 1695 | 1631 | 3326 | 2165 | 1923 | 4088 | 127.73 | 117.90 | 122.91 |
| 47 | LINGAL | 1609 | 1464 | 3073 | 2245 | 1701 | 3946 | 139.53 | 116.19 | 128.41 |
| 48 | PEDDAKOTHAPALLE | 2743 | 2591 | 5334 | 3098 | 2252 | 5350 | 112.94 | 86.92 | 100.30 |
| 49 | KODAIR | 1748 | 1720 | 3468 | 2245 | 1611 | 3856 | 128.43 | 93.66 | 111.19 |
| 50 | GOPALPETA | 3033 | 2927 | 5960 | 3178 | 2357 | 5535 | 104.78 | 80.53 | 92.87 |
| 51 | WANAPARTHY | 4788 | 4580 | 9368 | 5492 | 4723 | 10215 | 114.70 | 103.12 | 109.04 |
| 52 | PANGAL | 2920 | 2762 | 5682 | 3459 | 2656 | 6115 | 118.46 | 96.16 | 107.62 |
| 53 | PEBBAIR | 3136 | 3003 | 6139 | 3864 | 3031 | 6895 | 123.21 | 100.93 | 112.31 |
| 54 | GADWAL | 5248 | 5027 | 10275 | 6306 | 5090 | 11396 | 120.16 | 101.25 | 110.91 |
| 55 | DHARUR | 2989 | 2925 | 5914 | 3524 | 2215 | 5739 | 117.90 | 75.73 | 97.04 |
| 56 | MALDAKAL | 2419 | 2345 | 4764 | 2580 | 1429 | 4009 | 106.66 | 60.94 | 84.15 |
| 57 | GHATTU | 3224 | 3157 | 6381 | 3568 | 1960 | 5528 | 110.67 | 62.08 | 86.63 |
| 58 | AIZA | 3826 | 3696 | 7522 | 3949 | 2754 | 6703 | 103.21 | 74.51 | 89.11 |
| 59 | WADDEPALLE | 3347 | 3241 | 6588 | 4121 | 3060 | 7181 | 123.13 | 94.42 | 109.00 |
| 60 | ITIKYAL | 2287 | 2184 | 4471 | 3262 | 2485 | 5747 | 142.63 | 113.78 | 128.54 |
| 61 | MANOPADU | 2475 | 2400 | 4875 | 3147 | 2619 | 5766 | 127.15 | 109.13 | 118.28 |
| 62 | ALAMPUR | 2233 | 2146 | 4379 | 3085 | 2764 | 5849 | 138.15 | 128.80 | 133.57 |
| 63 | VEEPANGANDLA | 2483 | 2368 | 4851 | 2778 | 2540 | 5318 | 111.88 | 107.26 | 109.63 |
| 64 | KOLLAPUR | 3512 | 3320 | 6832 | 4524 | 3817 | 8341 | 128.82 | 114.97 | 122.09 |
| TOTAL | | 189693 | 184037 | 373730 | 234119 | 192353 | 426472 | 123.42 | 104.52 | 114.11 |

Table - 5.12
MANDAL WISE PROJECTED POPULATION 11-12 Yrs, ENROLMENT IN
CLASSES VI - VII & GROSS ENROLMENT RATIO
 DISTRICT: MAHABUBNAGAR ALL 2000-2001

| SL NO | NAME OF THE MANDAL | AGE GROUP POPLN (11 - 12 Years) | | | ENROLMENT (Classes VI - VII) | | | G.E.R VI - VII) | | |
|--------------|---------------------|---------------------------------|--------------|---------------|------------------------------|--------------|--------------|-----------------|--------------|--------------|
| | | BOYS | GIRLS | TOTAL | BOYS | GIRLS | TOTAL | BOYS | GIRLS | TOTAL |
| 1 | KODANGAL | 1242 | 1217 | 2459 | 701 | 393 | 1094 | 56.44 | 32.29 | 44.49 |
| 2 | BOMRASPETA | 1214 | 1229 | 2443 | 421 | 216 | 637 | 34.68 | 17.58 | 26.07 |
| 3 | KOSGI | 1328 | 1336 | 2664 | 806 | 541 | 1347 | 60.69 | 40.49 | 50.56 |
| 4 | DOULATABAD | 1073 | 1084 | 2157 | 452 | 172 | 624 | 42.12 | 15.87 | 28.93 |
| 5 | DAMARAGIDDA | 1243 | 1244 | 2487 | 408 | 152 | 560 | 32.82 | 12.22 | 22.52 |
| 6 | MADDUR | 1522 | 1513 | 3035 | 641 | 283 | 924 | 42.12 | 18.70 | 30.44 |
| 7 | KOILKONDA | 1450 | 1414 | 2864 | 793 | 380 | 1173 | 54.69 | 26.87 | 40.96 |
| 8 | HANWADA | 1145 | 1123 | 2268 | 591 | 273 | 864 | 51.62 | 24.31 | 38.10 |
| 9 | NAWABPET | 1263 | 1221 | 2484 | 718 | 381 | 1099 | 56.85 | 31.20 | 44.24 |
| 10 | BALANAGAR | 1593 | 1542 | 3135 | 870 | 495 | 1365 | 54.61 | 32.10 | 43.54 |
| 11 | KONDURG | 1415 | 1380 | 2795 | 554 | 320 | 874 | 39.15 | 23.19 | 31.27 |
| 12 | FAROOQNAGAR | 2518 | 2402 | 4920 | 1761 | 1658 | 3419 | 69.94 | 69.03 | 69.49 |
| 13 | KOTHUR | 1483 | 1373 | 2856 | 809 | 667 | 1476 | 54.55 | 48.58 | 51.68 |
| 14 | KESHAMPETA | 1036 | 977 | 2013 | 618 | 376 | 994 | 59.65 | 38.49 | 49.38 |
| 15 | TALAKONDAPALLE | 1281 | 1225 | 2506 | 783 | 474 | 1257 | 61.12 | 38.69 | 50.16 |
| 16 | AMANGAL | 1389 | 1301 | 2690 | 1076 | 556 | 1632 | 77.47 | 42.74 | 60.67 |
| 17 | MADGUL | 1126 | 1069 | 2195 | 729 | 420 | 1149 | 64.74 | 39.29 | 52.35 |
| 18 | VANGOOR | 1180 | 1126 | 2306 | 592 | 301 | 893 | 50.17 | 26.73 | 38.73 |
| 19 | VELDANDA | 1050 | 1027 | 2077 | 535 | 267 | 802 | 50.95 | 26.00 | 38.61 |
| 20 | KALWAKURTHY | 1518 | 1440 | 2958 | 1387 | 872 | 2259 | 91.37 | 60.56 | 76.37 |
| 21 | MIDJIL | 1188 | 1172 | 2360 | 634 | 367 | 1001 | 53.37 | 31.31 | 42.42 |
| 22 | THIMMAJIPETA | 848 | 856 | 1704 | 374 | 282 | 656 | 44.10 | 32.94 | 38.50 |
| 23 | JADCHERLA | 2385 | 2306 | 4691 | 1776 | 1407 | 3183 | 74.47 | 61.01 | 67.85 |
| 24 | BHOOTHUPUR | 1101 | 1078 | 2179 | 692 | 377 | 1069 | 62.85 | 34.97 | 49.06 |
| 25 | MAHBUBNAGAR | 5079 | 4876 | 9955 | 3941 | 3516 | 7457 | 77.59 | 72.11 | 74.91 |
| 26 | ADDAKAL | 1199 | 1166 | 2365 | 702 | 446 | 1148 | 58.55 | 38.25 | 48.54 |
| 27 | DEVARKADARA | 1331 | 1308 | 2639 | 826 | 471 | 1297 | 62.06 | 36.01 | 49.15 |
| 28 | DHANWADA | 1354 | 1353 | 2707 | 780 | 469 | 1249 | 57.61 | 34.66 | 46.14 |
| 29 | NARAYANPET | 2154 | 2167 | 4321 | 1212 | 876 | 2088 | 56.27 | 40.42 | 48.32 |
| 30 | UTKOOR | 1224 | 1243 | 2467 | 442 | 234 | 676 | 36.11 | 18.83 | 27.40 |
| 31 | MAGANNOOR | 1070 | 1060 | 2130 | 388 | 182 | 570 | 36.26 | 17.17 | 26.76 |
| 32 | MAKTHAL | 1584 | 1575 | 3159 | 659 | 440 | 1099 | 41.60 | 27.94 | 34.79 |
| 33 | NARVA | 1178 | 1169 | 2347 | 394 | 216 | 610 | 33.45 | 18.48 | 25.99 |
| 34 | CHINNA CHINTA KUNTA | 1113 | 1151 | 2264 | 792 | 547 | 1339 | 71.16 | 47.52 | 59.14 |
| 35 | ATMAKUR | 1429 | 1404 | 2833 | 839 | 524 | 1363 | 58.71 | 37.32 | 48.11 |
| 36 | KOTHAKOTA | 1806 | 1740 | 3546 | 1274 | 664 | 1938 | 70.54 | 38.16 | 54.65 |
| 37 | PEDDAMANDADI | 812 | 798 | 1610 | 274 | 202 | 476 | 33.74 | 25.31 | 29.57 |
| 38 | GHANPUR | 1087 | 1051 | 2138 | 573 | 314 | 887 | 52.71 | 29.88 | 41.49 |
| 39 | BIJINAPALLE | 1610 | 1539 | 3149 | 1009 | 551 | 1560 | 62.67 | 35.80 | 49.54 |
| 40 | NAGAR KURNOOL | 1783 | 1707 | 3490 | 1260 | 865 | 2125 | 70.67 | 50.67 | 60.89 |
| 41 | TADOOR | 980 | 961 | 1941 | 397 | 283 | 680 | 40.51 | 29.45 | 35.03 |
| 42 | TELKAPALLE | 1138 | 1098 | 2236 | 611 | 296 | 907 | 53.69 | 26.96 | 40.56 |
| 43 | UPPUNUNTHALA | 745 | 733 | 1478 | 308 | 153 | 461 | 41.34 | 20.87 | 31.19 |
| 44 | ACHAMPETA | 1497 | 1418 | 2915 | 1054 | 640 | 1694 | 70.41 | 45.13 | 58.11 |
| 45 | AMRABAD | 1251 | 1203 | 2454 | 814 | 306 | 1120 | 65.07 | 25.44 | 45.64 |
| 46 | BALMOOR | 810 | 779 | 1589 | 488 | 280 | 768 | 60.25 | 35.94 | 48.33 |
| 47 | LINGAL | 769 | 700 | 1469 | 399 | 137 | 536 | 51.89 | 19.57 | 36.49 |
| 48 | PEDDAKOTHAPALLE | 1311 | 1238 | 2549 | 549 | 248 | 797 | 41.88 | 20.03 | 31.27 |
| 49 | KODAIR | 835 | 822 | 1657 | 406 | 169 | 575 | 48.62 | 20.56 | 34.70 |
| 50 | GOPALPETA | 1449 | 1399 | 2848 | 620 | 317 | 937 | 42.79 | 22.66 | 32.90 |
| 51 | WANAPARTHY | 2288 | 2188 | 4476 | 1616 | 1143 | 2759 | 70.63 | 52.24 | 61.64 |
| 52 | PANGAL | 1395 | 1320 | 2715 | 565 | 322 | 887 | 40.50 | 24.39 | 32.67 |
| 53 | PEBBAIR | 1498 | 1435 | 2933 | 861 | 487 | 1348 | 57.48 | 33.94 | 45.96 |
| 54 | GADWAL | 2508 | 2402 | 4910 | 1588 | 964 | 2552 | 63.32 | 40.13 | 51.98 |
| 55 | DHARUR | 1428 | 1398 | 2826 | 451 | 156 | 607 | 31.58 | 11.16 | 21.48 |
| 56 | MALDAKAL | 1156 | 1120 | 2276 | 378 | 112 | 490 | 32.70 | 10.00 | 21.53 |
| 57 | GHATTU | 1540 | 1508 | 3048 | 384 | 107 | 491 | 24.94 | 7.10 | 16.11 |
| 58 | AIZA | 1828 | 1766 | 3594 | 796 | 344 | 1140 | 43.54 | 19.48 | 31.72 |
| 59 | WADDEPALLE | 1599 | 1549 | 3148 | 756 | 415 | 1171 | 47.28 | 26.79 | 37.20 |
| 60 | ITIKYAL | 1093 | 1044 | 2137 | 633 | 240 | 873 | 57.91 | 22.99 | 40.85 |
| 61 | MANOPADU | 1182 | 1147 | 2329 | 548 | 369 | 917 | 46.36 | 32.17 | 39.37 |
| 62 | ALAMPUR | 1067 | 1025 | 2092 | 688 | 487 | 1175 | 64.48 | 47.51 | 56.17 |
| 63 | VEEPANGANDLA | 1186 | 1131 | 2317 | 710 | 425 | 1135 | 59.87 | 37.58 | 48.99 |
| 64 | KOLLAPUR | 1678 | 1586 | 3264 | 1039 | 642 | 1681 | 61.92 | 40.48 | 51.50 |
| TOTAL | | 90635 | 87932 | 178567 | 50745 | 31189 | 81934 | 55.99 | 35.47 | 45.88 |

Table - 5.13
MANDAL WISE PROJECTED POPULATION 13 - 15 Yrs, ENROLMENT IN
CLASSES VIII - X & GROSS ENROLMENT RATIO
 DISTRICT: MAHABUBNAGAR ALL 2000-2001

| SL NO | NAME OF THE MANDAL | AGE GROUP POPLN (13 - 15 Years) | | | ENROLMENT (Classes VIII - X) | | | G.E.R (VIII - X) | | |
|--------------|---------------------|---------------------------------|---------------|---------------|------------------------------|--------------|--------------|------------------|--------------|--------------|
| | | BOYS | GIRLS | TOTAL | BOYS | GIRLS | TOTAL | BOYS | GIRLS | TOTAL |
| 1 | KODANGAL | 1863 | 1826 | 3689 | 865 | 365 | 1230 | 46.43 | 19.99 | 33.34 |
| 2 | BOMRASPETA | 1821 | 1844 | 3665 | 321 | 112 | 433 | 17.63 | 6.07 | 11.81 |
| 3 | KOSGI | 1992 | 2004 | 3996 | 839 | 436 | 1275 | 42.12 | 21.76 | 31.91 |
| 4 | DOULATABAD | 1610 | 1626 | 3236 | 462 | 179 | 641 | 28.70 | 11.01 | 19.81 |
| 5 | DAMARAGIDDA | 1865 | 1866 | 3731 | 387 | 127 | 514 | 20.75 | 6.81 | 13.78 |
| 6 | MADDUR | 2284 | 2270 | 4554 | 504 | 200 | 704 | 22.07 | 8.81 | 15.46 |
| 7 | KOILKONDA | 2175 | 2121 | 4296 | 861 | 347 | 1208 | 39.59 | 16.36 | 28.12 |
| 8 | HANWADA | 1717 | 1685 | 3402 | 315 | 159 | 474 | 18.35 | 9.44 | 13.93 |
| 9 | NAWABPET | 1895 | 1832 | 3727 | 742 | 349 | 1091 | 39.16 | 19.05 | 29.27 |
| 10 | BALANAGAR | 2390 | 2312 | 4702 | 786 | 463 | 1249 | 32.89 | 20.03 | 26.56 |
| 11 | KONDURG | 2123 | 2070 | 4193 | 530 | 262 | 792 | 24.96 | 12.66 | 18.89 |
| 12 | FAROOQNAGAR | 3777 | 3603 | 7380 | 1883 | 1491 | 3374 | 49.85 | 41.38 | 45.72 |
| 13 | KOTHUR | 2225 | 2060 | 4285 | 567 | 358 | 925 | 25.48 | 17.38 | 21.59 |
| 14 | KESHAMPETA | 1554 | 1466 | 3020 | 613 | 300 | 913 | 39.45 | 20.46 | 30.23 |
| 15 | TALAKONDAPALLE | 1922 | 1837 | 3759 | 756 | 402 | 1158 | 39.33 | 21.88 | 30.81 |
| 16 | AMANGAL | 2084 | 1951 | 4035 | 1180 | 581 | 1761 | 56.62 | 29.78 | 43.64 |
| 17 | MADGUL | 1689 | 1603 | 3292 | 743 | 315 | 1058 | 43.99 | 19.65 | 32.14 |
| 18 | VANGOOR | 1771 | 1690 | 3461 | 578 | 305 | 883 | 32.64 | 18.05 | 25.51 |
| 19 | VELDANDA | 1575 | 1541 | 3116 | 512 | 221 | 733 | 32.51 | 14.34 | 23.52 |
| 20 | KALWAKURTHY | 2276 | 2160 | 4436 | 1635 | 1077 | 2712 | 71.84 | 49.86 | 61.14 |
| 21 | MIDJIL | 1782 | 1757 | 3539 | 505 | 286 | 791 | 28.34 | 16.28 | 22.35 |
| 22 | THIMMAJIPETA | 1273 | 1284 | 2557 | 310 | 210 | 520 | 24.35 | 16.36 | 20.34 |
| 23 | JADCHERLA | 3577 | 3459 | 7036 | 2200 | 1615 | 3815 | 61.50 | 46.69 | 54.22 |
| 24 | BHOOTHPUR | 1651 | 1617 | 3268 | 697 | 285 | 982 | 42.22 | 17.63 | 30.05 |
| 25 | MAHBUBNAGAR | 7618 | 7315 | 14933 | 3632 | 3824 | 7456 | 47.68 | 52.28 | 49.93 |
| 26 | ADDAKAL | 1798 | 1748 | 3546 | 956 | 518 | 1474 | 53.17 | 29.63 | 41.57 |
| 27 | DEVARKADARA | 1997 | 1963 | 3960 | 770 | 481 | 1251 | 38.56 | 24.50 | 31.59 |
| 28 | DHANWADA | 2031 | 2029 | 4060 | 964 | 452 | 1416 | 47.46 | 22.28 | 34.88 |
| 29 | NARAYANPET | 3231 | 3251 | 6482 | 1065 | 812 | 1877 | 32.96 | 24.98 | 28.96 |
| 30 | UTKOOR | 1836 | 1865 | 3701 | 438 | 219 | 657 | 23.86 | 11.74 | 17.75 |
| 31 | MAGANNOOR | 1604 | 1589 | 3193 | 259 | 135 | 394 | 16.15 | 8.50 | 12.34 |
| 32 | MAKTHAL | 2376 | 2362 | 4738 | 531 | 340 | 871 | 22.35 | 14.39 | 18.38 |
| 33 | NARVA | 1767 | 1754 | 3521 | 339 | 119 | 458 | 19.19 | 6.78 | 13.01 |
| 34 | CHINNA CHINTA KUNTA | 1669 | 1726 | 3395 | 888 | 467 | 1355 | 53.21 | 27.06 | 39.91 |
| 35 | ATMAKUR | 2144 | 2106 | 4250 | 836 | 571 | 1407 | 38.99 | 27.11 | 33.11 |
| 36 | KOTHAKOTA | 2709 | 2609 | 5318 | 1175 | 594 | 1769 | 43.37 | 22.77 | 33.26 |
| 37 | PEDDAMANDADI | 1219 | 1197 | 2416 | 367 | 196 | 563 | 30.11 | 16.37 | 23.30 |
| 38 | GHPUR | 1631 | 1576 | 3207 | 661 | 327 | 988 | 40.53 | 20.75 | 30.81 |
| 39 | BIJINAPALLE | 2414 | 2308 | 4722 | 1078 | 589 | 1667 | 44.66 | 25.52 | 35.30 |
| 40 | NAGAR KURNOOL | 2674 | 2561 | 5235 | 1634 | 1074 | 2708 | 61.11 | 41.94 | 51.73 |
| 41 | TADOOR | 1470 | 1442 | 2912 | 436 | 259 | 695 | 29.66 | 17.96 | 23.87 |
| 42 | TELKAPALLE | 1707 | 1647 | 3354 | 729 | 355 | 1084 | 42.71 | 21.55 | 32.32 |
| 43 | UPPUNUNTHALA | 1117 | 1099 | 2216 | 240 | 120 | 360 | 21.49 | 10.92 | 16.25 |
| 44 | ACHAMPETA | 2245 | 2127 | 4372 | 1080 | 603 | 1683 | 48.11 | 28.35 | 38.49 |
| 45 | AMRABAD | 1877 | 1804 | 3681 | 1045 | 325 | 1370 | 55.67 | 18.02 | 37.22 |
| 46 | BALMOOR | 1215 | 1169 | 2384 | 529 | 243 | 772 | 43.54 | 20.79 | 32.38 |
| 47 | LINGAL | 1153 | 1049 | 2202 | 527 | 137 | 664 | 45.71 | 13.06 | 30.15 |
| 48 | PEDDAKOTHAPALLE | 1966 | 1857 | 3823 | 494 | 227 | 721 | 25.13 | 12.22 | 18.86 |
| 49 | KODAIR | 1253 | 1232 | 2485 | 295 | 155 | 450 | 23.54 | 12.58 | 18.11 |
| 50 | GOPALPETA | 2174 | 2098 | 4272 | 565 | 292 | 857 | 25.99 | 13.92 | 20.06 |
| 51 | WANAPARTHY | 3432 | 3282 | 6714 | 1643 | 1312 | 2955 | 47.87 | 39.98 | 44.01 |
| 52 | PANGAL | 2093 | 1980 | 4073 | 725 | 320 | 1045 | 34.64 | 16.16 | 25.66 |
| 53 | PEBBAIR | 2248 | 2152 | 4400 | 823 | 378 | 1201 | 36.61 | 17.57 | 27.30 |
| 54 | GADWAL | 3761 | 3603 | 7364 | 1412 | 822 | 2234 | 37.54 | 22.81 | 30.34 |
| 55 | DHARUR | 2142 | 2096 | 4238 | 448 | 94 | 542 | 20.92 | 4.48 | 12.79 |
| 56 | MALDAKAL | 1734 | 1681 | 3415 | 325 | 95 | 420 | 18.74 | 5.65 | 12.30 |
| 57 | Ghattu | 2311 | 2262 | 4573 | 281 | 83 | 364 | 12.16 | 3.67 | 7.96 |
| 58 | AIZA | 2742 | 2649 | 5391 | 815 | 362 | 1177 | 29.72 | 13.67 | 21.83 |
| 59 | WADDEPALLE | 2398 | 2323 | 4721 | 981 | 403 | 1384 | 40.91 | 17.35 | 29.32 |
| 60 | ITIKYAL | 1639 | 1565 | 3204 | 517 | 148 | 665 | 31.54 | 9.46 | 20.76 |
| 61 | MANOPADU | 1774 | 1720 | 3494 | 493 | 214 | 707 | 27.79 | 12.44 | 20.23 |
| 62 | ALAMPUR | 1601 | 1538 | 3139 | 759 | 427 | 1186 | 47.41 | 27.76 | 37.78 |
| 63 | VEEPANGANDLA | 1779 | 1697 | 3476 | 848 | 447 | 1295 | 47.67 | 26.34 | 37.26 |
| 64 | KOLLAPUR | 2517 | 2379 | 4896 | 1191 | 719 | 1910 | 47.32 | 30.22 | 39.01 |
| TOTAL | | 135957 | 131894 | 267851 | 51585 | 29703 | 81288 | 37.94 | 22.52 | 30.35 |

Table - 5.21
MANDAL WISE DROP-OUT RATES CLASSES I - V
DISTRICT: MAHABUBNAGAR ALL 2000-2001

| SL NO | NAME OF THE MANDAL | CLASS-I 1996_97 | | | CLASS-V 2000-01 | | | DROP-OUT RATE | | |
|--------------|---------------------|--------------------|--------------|---------------|--------------------|--------------|--------------|---------------|--------------|--------------|
| | | BOYS | GIRLS | TOTAL | BOYS | GIRLS | TOTAL | BOYS | GIRLS | TOTAL |
| 1 | KODANGAL | 896 | 757 | 1653 | 390 | 272 | 662 | 56.47 | 64.07 | 59.95 |
| 2 | BOMRASPETA | 1498 | 969 | 2467 | 316 | 200 | 516 | 78.91 | 79.36 | 79.08 |
| 3 | KOSGI | 1286 | 906 | 2192 | 487 | 312 | 799 | 62.13 | 65.56 | 63.55 |
| 4 | DOULATABAD | 960 | 610 | 1570 | 285 | 208 | 493 | 70.31 | 65.90 | 68.60 |
| 5 | DAMARAGIDDA | 1203 | 844 | 2047 | 293 | 164 | 457 | 75.64 | 80.57 | 77.67 |
| 6 | MADDUR | 1334 | 822 | 2156 | 392 | 222 | 614 | 70.61 | 72.99 | 71.52 |
| 7 | KOILKONDA | 1477 | 993 | 2470 | 489 | 307 | 796 | 66.89 | 69.08 | 67.77 |
| 8 | HANWADA | 1325 | 835 | 2160 | 392 | 226 | 618 | 70.42 | 72.93 | 71.39 |
| 9 | NAWABPET | 1261 | 736 | 1997 | 420 | 228 | 648 | 66.69 | 69.02 | 67.55 |
| 10 | BALANAGAR | 1735 | 1119 | 2854 | 548 | 363 | 911 | 68.41 | 67.56 | 68.08 |
| 11 | KONDUR | 1416 | 926 | 2342 | 441 | 308 | 749 | 68.86 | 66.74 | 68.02 |
| 12 | FAROOQNAGAR | 2178 | 1572 | 3750 | 1107 | 893 | 2000 | 49.17 | 43.19 | 46.67 |
| 13 | KOTHUR | 1388 | 1047 | 2435 | 482 | 438 | 920 | 65.27 | 58.17 | 62.22 |
| 14 | KESHAMPETA | 1040 | 736 | 1776 | 382 | 298 | 680 | 63.27 | 59.51 | 61.71 |
| 15 | TALAKONDAPALLE | 1467 | 978 | 2445 | 416 | 307 | 723 | 71.64 | 68.61 | 70.43 |
| 16 | AMANGAL | 1435 | 964 | 2399 | 522 | 329 | 851 | 63.62 | 65.87 | 64.53 |
| 17 | MADGUL | 1204 | 692 | 1896 | 367 | 226 | 593 | 69.52 | 67.34 | 68.72 |
| 18 | VANGOOR | 1458 | 1134 | 2592 | 375 | 195 | 570 | 74.28 | 82.80 | 78.01 |
| 19 | VELDANDA | 1239 | 811 | 2050 | 278 | 188 | 466 | 77.56 | 76.82 | 77.27 |
| 20 | KALWAKURTHY | 1391 | 1026 | 2417 | 747 | 569 | 1316 | 46.30 | 44.54 | 45.55 |
| 21 | MIDJIL | 1150 | 809 | 1959 | 293 | 254 | 547 | 74.52 | 68.60 | 72.08 |
| 22 | THIMMAJIPETA | 949 | 760 | 1709 | 222 | 167 | 389 | 76.61 | 78.03 | 77.24 |
| 23 | JADCHERLA | 2564 | 1545 | 4109 | 969 | 790 | 1759 | 62.21 | 48.87 | 57.19 |
| 24 | BHOOTHUPUR | 926 | 678 | 1604 | 328 | 256 | 584 | 64.58 | 62.24 | 63.59 |
| 25 | MAHBUBNAGAR | 3111 | 2549 | 5660 | 2169 | 1859 | 4028 | 30.28 | 27.07 | 28.83 |
| 26 | ADDAKAL | 977 | 742 | 1719 | 329 | 248 | 577 | 66.33 | 66.58 | 66.43 |
| 27 | DEVARKADARA | 1284 | 822 | 2106 | 507 | 288 | 795 | 60.51 | 64.96 | 62.25 |
| 28 | DHANWADA | 1242 | 847 | 2089 | 444 | 289 | 733 | 64.25 | 65.88 | 64.91 |
| 29 | NARAYANPET | 1370 | 931 | 2301 | 714 | 530 | 1244 | 47.88 | 43.07 | 45.94 |
| 30 | UTKOOR | 1109 | 736 | 1845 | 329 | 229 | 558 | 70.33 | 68.89 | 69.76 |
| 31 | MAGANNOOR | 985 | 704 | 1689 | 331 | 191 | 522 | 66.40 | 72.87 | 69.09 |
| 32 | MAKTHAL | 1599 | 1106 | 2705 | 475 | 307 | 782 | 70.29 | 72.24 | 71.09 |
| 33 | NARVA | 966 | 708 | 1674 | 283 | 202 | 485 | 70.70 | 71.47 | 71.03 |
| 34 | CHINNA CHINTA KUNTA | 911 | 508 | 1419 | 365 | 234 | 599 | 59.93 | 53.94 | 57.79 |
| 35 | ATMAKUR | 908 | 593 | 1501 | 453 | 332 | 785 | 50.11 | 44.01 | 47.70 |
| 36 | KOTHAKOTA | 1513 | 908 | 2421 | 614 | 409 | 1023 | 59.42 | 54.96 | 57.74 |
| 37 | PEDDAMANDADI | 786 | 538 | 1324 | 219 | 190 | 409 | 72.14 | 64.68 | 69.11 |
| 38 | GHANPUR | 841 | 523 | 1364 | 313 | 182 | 495 | 62.78 | 65.20 | 63.71 |
| 39 | BIJINAPALLE | 1508 | 1003 | 2511 | 560 | 357 | 917 | 62.86 | 64.41 | 63.48 |
| 40 | NAGAR KURNOOL | 1457 | 1030 | 2487 | 712 | 445 | 1157 | 51.13 | 56.80 | 53.48 |
| 41 | TADOOR | 907 | 749 | 1656 | 179 | 134 | 313 | 80.26 | 82.11 | 81.10 |
| 42 | TELKAPALLE | 1328 | 842 | 2170 | 406 | 219 | 625 | 69.43 | 73.99 | 71.20 |
| 43 | UPPUNUNTHALA | 902 | 677 | 1579 | 189 | 142 | 331 | 79.05 | 79.03 | 79.04 |
| 44 | ACHAMPETA | 1574 | 1105 | 2679 | 543 | 413 | 956 | 65.50 | 62.62 | 64.32 |
| 45 | AMRABAD | 1263 | 1259 | 2522 | 444 | 270 | 714 | 64.85 | 78.55 | 71.69 |
| 46 | BALMOOR | 1027 | 737 | 1764 | 268 | 215 | 483 | 73.90 | 70.83 | 72.62 |
| 47 | LINGAL | 959 | 628 | 1587 | 224 | 105 | 329 | 76.64 | 83.28 | 79.27 |
| 48 | PEDDAKOTHAPALLE | 1262 | 746 | 2008 | 354 | 210 | 564 | 71.95 | 71.85 | 71.91 |
| 49 | KODAIR | 1030 | 571 | 1601 | 276 | 135 | 411 | 73.20 | 76.36 | 74.33 |
| 50 | GOPALPETA | 1107 | 737 | 1844 | 381 | 244 | 625 | 65.58 | 66.89 | 66.11 |
| 51 | WANAPARTHY | 1409 | 945 | 2354 | 825 | 668 | 1493 | 41.45 | 29.31 | 36.58 |
| 52 | PANGAL | 1179 | 716 | 1895 | 423 | 251 | 674 | 64.12 | 64.94 | 64.43 |
| 53 | PEBBAIR | 1328 | 931 | 2259 | 509 | 312 | 821 | 61.67 | 66.49 | 63.66 |
| 54 | GADWAL | 1604 | 935 | 2539 | 921 | 668 | 1589 | 42.58 | 28.56 | 37.42 |
| 55 | DHARUR | 1214 | 714 | 1928 | 392 | 155 | 547 | 67.71 | 78.29 | 71.63 |
| 56 | MALDAKAL | 654 | 353 | 1007 | 334 | 117 | 451 | 48.93 | 66.86 | 55.21 |
| 57 | GHATTU | 1042 | 440 | 1482 | 339 | 162 | 501 | 67.47 | 63.18 | 66.19 |
| 58 | AIZA | 1082 | 504 | 1586 | 518 | 288 | 806 | 52.13 | 42.86 | 49.18 |
| 59 | WADDEPALLE | 666 | 399 | 1065 | 493 | 314 | 807 | 25.98 | 21.30 | 24.23 |
| 60 | ITIKYAL | 866 | 606 | 1472 | 414 | 231 | 645 | 52.19 | 61.88 | 56.18 |
| 61 | MANOPADU | 885 | 550 | 1435 | 414 | 260 | 674 | 53.22 | 52.73 | 53.03 |
| 62 | ALAMPUR | 1049 | 826 | 1875 | 439 | 340 | 779 | 58.15 | 58.84 | 58.45 |
| 63 | VEEPANGANDLA | 1007 | 672 | 1679 | 413 | 306 | 719 | 58.99 | 54.46 | 57.18 |
| 64 | KOLLAPUR | 1393 | 988 | 2381 | 675 | 437 | 1112 | 51.54 | 55.77 | 53.30 |
| | | 0 | 0 | 0 | 0 | 0 | 0 | 0.00 | 0.00 | 0.00 |
| TOTAL | | 80084 | 54147 | 134231 | 30131 | 20608 | 50739 | 62.38 | 61.94 | 62.20 |

Table - 5.22
MANDAL WISE DROP-OUT RATES CLASSES I - V

DISTRICT: MAHABUBNAGAR

SC

2000-2001

| SL NO | NAME OF THE MANDAL | CLASS-I 1996_97 | | | CLASS-V 2000-01 | | | DROP-OUT RATE | | |
|--------------|---------------------|--------------------|--------------|--------------|--------------------|-------------|-------------|---------------|--------------|--------------|
| | | BOYS | GIRLS | TOTAL | BOYS | GIRLS | TOTAL | BOYS | GIRLS | TOTAL |
| 1 | KODANGAL | 204 | 204 | 408 | 53 | 32 | 85 | 74.02 | 84.31 | 79.17 |
| 2 | BOMRASPETA | 235 | 150 | 385 | 40 | 27 | 67 | 82.98 | 82.00 | 82.60 |
| 3 | KOSGI | 209 | 133 | 342 | 57 | 39 | 96 | 72.73 | 70.68 | 71.93 |
| 4 | DOULATABAD | 197 | 121 | 318 | 40 | 27 | 67 | 79.70 | 77.69 | 78.93 |
| 5 | DAMARAGIDDA | 226 | 199 | 425 | 52 | 12 | 64 | 76.99 | 93.97 | 84.94 |
| 6 | MADDUR | 202 | 125 | 327 | 68 | 24 | 92 | 66.34 | 80.80 | 71.87 |
| 7 | KOILKONDA | 165 | 237 | 402 | 67 | 36 | 103 | 59.39 | 84.81 | 74.38 |
| 8 | HANWADA | 146 | 80 | 226 | 68 | 22 | 90 | 53.42 | 72.50 | 60.18 |
| 9 | NAWABPET | 236 | 147 | 383 | 85 | 38 | 123 | 63.98 | 74.15 | 67.89 |
| 10 | BALANAGAR | 267 | 228 | 495 | 118 | 73 | 191 | 55.81 | 67.98 | 61.41 |
| 11 | KONDURG | 350 | 220 | 570 | 128 | 70 | 198 | 63.43 | 68.18 | 65.26 |
| 12 | FAROOQNAGAR | 399 | 292 | 691 | 169 | 161 | 330 | 57.64 | 44.86 | 52.24 |
| 13 | KOTHUR | 264 | 245 | 509 | 90 | 96 | 186 | 65.91 | 60.82 | 63.46 |
| 14 | KESHAMPETA | 263 | 216 | 479 | 88 | 53 | 141 | 66.54 | 75.46 | 70.56 |
| 15 | TALAKONDAPALLE | 322 | 217 | 539 | 95 | 56 | 151 | 70.50 | 74.19 | 71.99 |
| 16 | AMANGAL | 250 | 179 | 429 | 82 | 54 | 136 | 67.20 | 69.83 | 68.30 |
| 17 | MADGUL | 287 | 176 | 463 | 105 | 60 | 165 | 63.41 | 65.91 | 64.36 |
| 18 | VANGOOR | 375 | 275 | 650 | 118 | 43 | 161 | 68.53 | 84.36 | 75.23 |
| 19 | VELDANDA | 290 | 176 | 466 | 74 | 42 | 116 | 74.48 | 76.14 | 75.11 |
| 20 | KALWAKURTHY | 322 | 210 | 532 | 134 | 104 | 238 | 58.39 | 50.48 | 55.26 |
| 21 | MIDJIL | 305 | 204 | 509 | 83 | 55 | 138 | 72.79 | 73.04 | 72.89 |
| 22 | THIMMAJIPETA | 210 | 172 | 382 | 53 | 26 | 79 | 74.76 | 84.88 | 79.32 |
| 23 | JADCHERLA | 306 | 232 | 538 | 150 | 103 | 253 | 50.98 | 55.60 | 52.97 |
| 24 | BHOOTHPUR | 162 | 156 | 318 | 48 | 58 | 106 | 70.37 | 62.82 | 66.67 |
| 25 | MAHBUBNAGAR | 371 | 255 | 626 | 245 | 178 | 423 | 33.96 | 30.20 | 32.43 |
| 26 | ADDAKAL | 151 | 86 | 237 | 40 | 21 | 61 | 73.51 | 75.58 | 74.26 |
| 27 | DEVARKADARA | 246 | 124 | 370 | 81 | 32 | 113 | 67.07 | 74.19 | 69.46 |
| 28 | DHANWADA | 267 | 140 | 407 | 66 | 24 | 90 | 75.28 | 82.86 | 77.89 |
| 29 | NARAYANPET | 191 | 102 | 293 | 106 | 50 | 156 | 44.50 | 50.98 | 46.76 |
| 30 | UTKOOOR | 235 | 147 | 382 | 64 | 28 | 92 | 72.77 | 80.95 | 75.92 |
| 31 | MAGANOOOR | 170 | 137 | 307 | 51 | 21 | 72 | 70.00 | 84.67 | 76.55 |
| 32 | MAKTHAL | 272 | 189 | 461 | 81 | 24 | 105 | 70.22 | 87.30 | 77.22 |
| 33 | NARVA | 175 | 144 | 319 | 42 | 36 | 78 | 76.00 | 75.00 | 75.55 |
| 34 | CHINNA CHINTA KUNTA | 226 | 144 | 370 | 81 | 51 | 132 | 64.16 | 64.58 | 64.32 |
| 35 | ATMAKUR | 208 | 126 | 334 | 53 | 42 | 95 | 74.52 | 66.67 | 71.56 |
| 36 | KOTHAKOTA | 273 | 101 | 374 | 85 | 56 | 141 | 68.86 | 44.55 | 62.30 |
| 37 | PEDDAMANDADI | 164 | 85 | 249 | 50 | 35 | 85 | 69.51 | 58.82 | 65.86 |
| 38 | GHANPUR | 166 | 82 | 248 | 53 | 24 | 77 | 68.07 | 70.73 | 68.95 |
| 39 | BIJINAPALLE | 359 | 232 | 591 | 106 | 47 | 153 | 70.47 | 79.74 | 74.11 |
| 40 | NAGAR KURNOOL | 345 | 127 | 472 | 178 | 77 | 255 | 48.41 | 39.37 | 45.97 |
| 41 | TADOOR | 227 | 200 | 427 | 34 | 24 | 58 | 85.02 | 88.00 | 86.42 |
| 42 | TELKAPALLE | 468 | 294 | 762 | 133 | 62 | 195 | 71.58 | 78.91 | 74.41 |
| 43 | UPPUNUNTHALA | 252 | 180 | 432 | 51 | 36 | 87 | 79.76 | 80.00 | 79.86 |
| 44 | ACHAMPETA | 294 | 234 | 528 | 109 | 112 | 221 | 62.93 | 52.14 | 58.14 |
| 45 | AMRABAD | 518 | 512 | 1030 | 152 | 83 | 235 | 70.66 | 83.79 | 77.18 |
| 46 | BALMOOR | 299 | 176 | 475 | 63 | 46 | 109 | 78.93 | 73.86 | 77.05 |
| 47 | LINGAL | 126 | 91 | 217 | 32 | 12 | 44 | 74.60 | 86.81 | 79.72 |
| 48 | PEDDAKOTHAPALLE | 319 | 175 | 494 | 107 | 53 | 160 | 66.46 | 69.71 | 67.61 |
| 49 | KODAIR | 247 | 152 | 399 | 58 | 35 | 93 | 76.52 | 76.97 | 76.69 |
| 50 | GOPALPETA | 269 | 161 | 430 | 124 | 60 | 184 | 53.90 | 62.73 | 57.21 |
| 51 | WANAPARTHY | 203 | 117 | 320 | 122 | 105 | 227 | 39.90 | 10.26 | 29.06 |
| 52 | PANGAL | 203 | 126 | 329 | 85 | 38 | 123 | 58.13 | 69.84 | 62.61 |
| 53 | PEBBAIR | 284 | 182 | 466 | 91 | 33 | 124 | 67.96 | 81.87 | 73.39 |
| 54 | GADWAL | 258 | 146 | 404 | 136 | 85 | 221 | 47.29 | 41.78 | 45.30 |
| 55 | DHARUR | 262 | 127 | 389 | 68 | 20 | 88 | 74.05 | 84.25 | 77.38 |
| 56 | MALDAKAL | 178 | 76 | 254 | 75 | 14 | 89 | 57.87 | 81.58 | 64.96 |
| 57 | GHATTU | 153 | 60 | 213 | 58 | 18 | 76 | 62.09 | 70.00 | 64.32 |
| 58 | AIZA | 288 | 110 | 398 | 93 | 32 | 125 | 67.71 | 70.91 | 68.59 |
| 59 | WADDEPALLE | 206 | 83 | 289 | 124 | 41 | 165 | 39.81 | 50.60 | 42.91 |
| 60 | ITIKYAL | 184 | 116 | 300 | 75 | 34 | 109 | 59.24 | 70.69 | 63.67 |
| 61 | MANOPADU | 278 | 147 | 425 | 124 | 45 | 169 | 55.40 | 69.39 | 60.24 |
| 62 | ALAMPUR | 276 | 197 | 473 | 85 | 71 | 156 | 69.20 | 63.96 | 67.02 |
| 63 | VEEPANGANDLA | 251 | 144 | 395 | 85 | 53 | 138 | 66.14 | 63.19 | 65.06 |
| 64 | KOLLAPUR | 326 | 191 | 517 | 166 | 76 | 242 | 49.08 | 60.21 | 53.19 |
| | | 0 | 0 | 0 | 0 | 0 | 0 | 0.00 | 0.00 | 0.00 |
| TOTAL | | 16380 | 10812 | 27192 | 5697 | 3245 | 8942 | 65.22 | 69.99 | 67.12 |

Table - 5.23
MANDAL WISE DROP-OUT RATES CLASSES I - V
DISTRICT: MAHABUBNAGAR ST 2000-2001

| SL NO | NAME OF THE MANDAL | CLASS-I 1996_97 | | | CLASS-V 2000-01 | | | DROP-OUT RATE | | |
|--------------|---------------------|--------------------|-------------|--------------|--------------------|------------|-------------|---------------|--------------|--------------|
| | | BOYS | GIRLS | TOTAL | BOYS | GIRLS | TOTAL | BOYS | GIRLS | TOTAL |
| 1 | KODANGAL | 67 | 56 | 123 | 25 | 2 | 27 | 62.69 | 96.43 | 3.57 |
| 2 | BOMRASPETA | 445 | 254 | 699 | 50 | 3 | 53 | 88.76 | 98.82 | 45.92 |
| 3 | KOSGI | 109 | 49 | 158 | 25 | 3 | 28 | 77.06 | 93.88 | 3.45 |
| 4 | DOULATABAD | 67 | 29 | 96 | 7 | 7 | 14 | 89.55 | 75.86 | 68.18 |
| 5 | DAMARAGIDDA | 74 | 57 | 131 | 10 | 5 | 15 | 86.49 | 91.23 | 89.73 |
| 6 | MADDUR | 235 | 127 | 362 | 25 | 9 | 34 | 89.36 | 92.91 | 59.52 |
| 7 | KOILKONDA | 335 | 182 | 517 | 78 | 25 | 103 | 76.72 | 86.26 | 40.12 |
| 8 | HANWADA | 274 | 147 | 421 | 51 | 18 | 69 | 81.39 | 87.76 | 38.94 |
| 9 | NAWABPET | 184 | 50 | 234 | 44 | 8 | 52 | 76.09 | 84.00 | 79.28 |
| 10 | BALANAGAR | 646 | 275 | 921 | 121 | 24 | 145 | 81.27 | 91.27 | 30.62 |
| 11 | KONDURG | 85 | 23 | 108 | 14 | 2 | 16 | 83.53 | 91.30 | 20.00 |
| 12 | FAROOQNAGAR | 261 | 113 | 374 | 111 | 32 | 143 | 57.47 | 71.68 | 15.88 |
| 13 | KOTHUR | 183 | 96 | 279 | 26 | 6 | 32 | 85.79 | 93.75 | 86.38 |
| 14 | KESHAMPETA | 114 | 47 | 161 | 45 | 7 | 52 | 60.53 | 85.11 | 49.51 |
| 15 | TALAKONDAPALLE | 368 | 156 | 524 | 34 | 7 | 41 | 90.76 | 95.51 | 19.61 |
| 16 | AMANGAL | 604 | 293 | 897 | 112 | 27 | 139 | 81.46 | 90.78 | 13.13 |
| 17 | MADGUL | 331 | 187 | 518 | 49 | 8 | 57 | 85.20 | 95.72 | 89.80 |
| 18 | VANGOOR | 260 | 148 | 408 | 17 | 1 | 18 | 93.46 | 99.32 | 30.77 |
| 19 | VELDANDA | 387 | 197 | 584 | 19 | 5 | 24 | 95.09 | 97.46 | 73.63 |
| 20 | KALWAKURTHY | 196 | 82 | 278 | 73 | 13 | 86 | 62.76 | 84.15 | 27.73 |
| 21 | MIDJIL | 79 | 27 | 106 | 7 | 4 | 11 | 91.14 | 85.19 | 89.22 |
| 22 | THIMMAJIPETA | 173 | 126 | 299 | 20 | 7 | 27 | 88.44 | 94.44 | 91.40 |
| 23 | JADCHERLA | 379 | 187 | 566 | 90 | 25 | 115 | 76.25 | 86.63 | 76.77 |
| 24 | BHOOTHPUR | 132 | 49 | 181 | 30 | 7 | 37 | 77.27 | 85.71 | 80.93 |
| 25 | MAHBUBNAGAR | 288 | 202 | 490 | 122 | 61 | 183 | 57.64 | 69.80 | 32.47 |
| 26 | ADDAKAL | 72 | 42 | 114 | 5 | 3 | 8 | 93.06 | 92.86 | 11.11 |
| 27 | DEVARKADARA | 19 | 13 | 32 | 15 | 10 | 25 | 21.05 | 23.08 | 21.88 |
| 28 | DHANWADA | 82 | 27 | 109 | 28 | 3 | 31 | 65.85 | 88.89 | 74.38 |
| 29 | NARAYANPET | 111 | 53 | 164 | 27 | 6 | 33 | 75.68 | 88.68 | 82.90 |
| 30 | UTKOOR | 15 | 16 | 31 | 0 | 2 | 2 | 100.00 | 87.50 | 93.10 |
| 31 | MAGANOR | 9 | 5 | 14 | 1 | 1 | 2 | 88.89 | 80.00 | 85.71 |
| 32 | MAKTHAL | 21 | 13 | 34 | 5 | 1 | 6 | 76.19 | 92.31 | 77.78 |
| 33 | NARVA | 56 | 31 | 87 | 7 | 1 | 8 | 87.50 | 96.77 | 89.04 |
| 34 | CHINNA CHINTA KUNTA | 25 | 13 | 38 | 13 | 5 | 18 | 48.00 | 61.54 | 61.70 |
| 35 | ATMAKUR | 80 | 29 | 109 | 10 | 1 | 11 | 87.50 | 96.55 | 89.62 |
| 36 | KOTHAKOTA | 57 | 17 | 74 | 19 | 9 | 28 | 66.67 | 47.06 | 3.45 |
| 37 | PEDDAMANDADI | 128 | 74 | 202 | 8 | 5 | 13 | 93.75 | 93.24 | 93.30 |
| 38 | GHANPUR | 191 | 69 | 260 | 47 | 7 | 54 | 75.39 | 89.86 | 79.85 |
| 39 | BIJINAPALLE | 172 | 97 | 269 | 30 | 4 | 34 | 82.56 | 95.88 | 87.17 |
| 40 | NAGAR KURNOOL | 12 | 11 | 23 | 7 | 5 | 12 | 41.67 | 54.55 | 7.69 |
| 41 | TADOOR | 50 | 28 | 78 | 11 | 2 | 13 | 78.00 | 92.86 | 84.15 |
| 42 | TELKAPALLE | 37 | 18 | 55 | 12 | 2 | 14 | 67.57 | 88.89 | 76.67 |
| 43 | UPPUNUNTHALA | 141 | 94 | 235 | 4 | 1 | 5 | 97.16 | 98.94 | 97.22 |
| 44 | ACHAMPETA | 621 | 322 | 943 | 109 | 28 | 137 | 82.45 | 91.30 | 18.93 |
| 45 | AMRABAD | 319 | 261 | 580 | 111 | 26 | 137 | 65.20 | 90.04 | 79.05 |
| 46 | BALMOOR | 220 | 136 | 356 | 33 | 13 | 46 | 85.00 | 90.44 | 87.40 |
| 47 | LINGAL | 304 | 206 | 510 | 62 | 31 | 93 | 79.61 | 84.95 | 81.06 |
| 48 | PEDDAKOTHAPALLE | 70 | 47 | 117 | 8 | 1 | 9 | 88.57 | 97.87 | 92.11 |
| 49 | KODAIR | 208 | 102 | 310 | 30 | 5 | 35 | 85.58 | 95.10 | 89.26 |
| 50 | GOPALPETA | 132 | 87 | 219 | 27 | 8 | 35 | 79.55 | 90.80 | 85.48 |
| 51 | WANAPARTHY | 235 | 112 | 347 | 70 | 25 | 95 | 70.21 | 77.68 | 72.14 |
| 52 | PANGAL | 235 | 119 | 354 | 28 | 12 | 40 | 88.09 | 89.92 | 89.85 |
| 53 | PEBBAIR | 42 | 24 | 66 | 7 | 3 | 10 | 83.33 | 87.50 | 80.77 |
| 54 | GADWAL | 9 | 10 | 19 | 31 | 28 | 59 | 0.00 | 0.00 | 14.49 |
| 55 | DHARUR | 29 | 24 | 53 | 8 | 0 | 8 | 72.41 | 100.00 | 85.71 |
| 56 | MALDAKAL | 21 | 13 | 34 | 2 | 1 | 3 | 90.48 | 92.31 | 91.89 |
| 57 | GHATTU | 42 | 19 | 61 | 4 | 0 | 4 | 90.48 | 100.00 | 93.85 |
| 58 | AIZA | 5 | 1 | 6 | 8 | 8 | 16 | 0.00 | 0.00 | 15.79 |
| 59 | WADDEPALLE | 2 | 3 | 5 | 2 | 1 | 3 | 0.00 | 66.67 | 57.14 |
| 60 | ITIKYAL | 6 | 3 | 9 | 4 | 0 | 4 | 33.33 | 100.00 | 66.67 |
| 61 | MANOPADU | 8 | 6 | 14 | 4 | 2 | 6 | 50.00 | 66.67 | 66.67 |
| 62 | ALAMPUR | 14 | 23 | 37 | 3 | 1 | 4 | 78.57 | 95.65 | 50.00 |
| 63 | VEEPANGANDLA | 40 | 20 | 60 | 12 | 4 | 16 | 70.00 | 80.00 | 76.81 |
| 64 | KOLLAPUR | 201 | 43 | 244 | 44 | 14 | 58 | 78.11 | 67.44 | 72.12 |
| | | 0 | 0 | 0 | 0 | 0 | 0 | 0.00 | 0.00 | 0.00 |
| TOTAL | | 10317 | 5390 | 15707 | 2061 | 595 | 2656 | 80.02 | 88.96 | 83.09 |

Table - 5.31

MANDAL WISE TEACHER-PUPIL RATIO - 2000-2001

DISTRICT: MAHABUBNAGAR

| SL. NO. | NAME OF THE MANDAL | T.P.RATIO | | |
|----------------------------------|---------------------|-----------|---------------|--------------|
| | | PRIMARY | UPPER PRIMARY | HIGH SCHOOLS |
| 1 | KODANGAL | 56 | 33 | 31 |
| 2 | BOMRASPETA | 57 | 66 | 45 |
| 3 | KOSGI | 49 | 33 | 27 |
| 4 | DOULATABAD | 53 | 56 | 45 |
| 5 | DAMARAGIDDA | 59 | 54 | 43 |
| 6 | MADDUR | 50 | 41 | 51 |
| 7 | KOILKONDA | 44 | 48 | 46 |
| 8 | HANWADA | 53 | 60 | 43 |
| 9 | NAWABPET | 52 | 45 | 46 |
| 10 | BALANAGAR | 49 | 67 | 37 |
| 11 | KONDURG | 53 | 67 | 57 |
| 12 | FAROOQNAGAR | 51 | 31 | 34 |
| 13 | KOTHUR | 66 | 44 | 41 |
| 14 | KESHAMPETA | 68 | 63 | 62 |
| 15 | TALAKONDAPALLE | 64 | 43 | 45 |
| 16 | AMANGAL | 44 | 40 | 30 |
| 17 | MADGUL | 47 | 58 | 45 |
| 18 | VANGOOR | 47 | 43 | 34 |
| 19 | VELDANDA | 43 | 50 | 43 |
| 20 | KALWAKURTHY | 52 | 36 | 26 |
| 21 | MIDJIL | 41 | 36 | 31 |
| 22 | THIMMAJIPETA | 52 | 44 | 29 |
| 23 | JADCHERLA | 51 | 32 | 29 |
| 24 | BHOOTHUPUR | 56 | 46 | 42 |
| 25 | MAHBUBNAGAR | 49 | 27 | 26 |
| 26 | ADDAKAL | 53 | 84 | 38 |
| 27 | DEVARKADARA | 53 | 39 | 50 |
| 28 | DHANWADA | 65 | 41 | 38 |
| 29 | NARAYANPET | 68 | 30 | 30 |
| 30 | UTKOOR | 53 | 71 | 28 |
| 31 | MAGANOOOR | 56 | 62 | 24 |
| 32 | MAKTHAL | 57 | 35 | 37 |
| 33 | NARVA | 53 | 62 | 39 |
| 34 | CHINNA CHINTA KUNTA | 53 | 50 | 48 |
| 35 | ATMAKUR | 50 | 42 | 26 |
| 36 | KOTHAKOTA | 49 | 35 | 34 |
| 37 | PEDDAMANDADI | 53 | 50 | 35 |
| 38 | GHANPUR | 44 | 27 | 40 |
| 39 | BIJINAPALLE | 53 | 41 | 25 |
| 40 | NAGAR KURNOOL | 54 | 35 | 27 |
| 41 | TADOOR | 55 | 56 | 30 |
| 42 | TELKAPALLE | 47 | 42 | 29 |
| 43 | UPPUNUNTHALA | 59 | 42 | 41 |
| 44 | ACHAMPETA | 46 | 33 | 25 |
| 45 | AMRABAD | 50 | 37 | 29 |
| 46 | BALMOOR | 43 | 61 | 38 |
| 47 | LINGAL | 39 | 51 | 31 |
| 48 | PEDDAKOTHAPALLE | 56 | 51 | 34 |
| 49 | KODAIR | 60 | 51 | 30 |
| 50 | GOPALPETA | 51 | 45 | 29 |
| 51 | WANAPARTHY | 46 | 28 | 27 |
| 52 | PANGAL | 53 | 101 | 42 |
| 53 | PEBBAIR | 63 | 41 | 32 |
| 54 | GADWAL | 52 | 32 | 30 |
| 55 | DHARUR | 47 | 49 | 39 |
| 56 | MALDAKAL | 52 | 50 | 29 |
| 57 | GHATTU | 58 | 58 | 38 |
| 58 | AIZA | 72 | 50 | 44 |
| 59 | WADDEPALLE | 80 | 44 | 62 |
| 60 | ITIKYAL | 67 | 64 | 45 |
| 61 | MANOPADU | 63 | 75 | 37 |
| 62 | ALAMPUR | 78 | 36 | 23 |
| 63 | VEEPANGANDLA | 60 | 83 | 38 |
| 64 | KOLLAPUR | 52 | 31 | 29 |
| TOTAL | | 54 | 39 | 28 |
| T.P. Ratio with Vidya Volunteers | | 45 | 33 | 29 |

Note: Mandal-wise figures of Vidya Volunteers in position are not available.

Table - 5.41
PERFORMANCE IN S.S.C EXAMINATION (REGULAR) - MARCH, 2001
DISTRICT: MAHABUBNAGAR

| SL. NO. | NAME OF THE MANDAL | NUMBER APPEARED | NUMBER PASSED | PASS PERCENTAGE |
|--------------|---------------------|-----------------|---------------|-----------------|
| 01 | KODANGAL | 326 | 133 | 40.80 |
| 02 | BOMRASPETA | 104 | 34 | 32.69 |
| 03 | KOSGI | 324 | 117 | 36.11 |
| 04 | DOULATABAD | 171 | 132 | 77.19 |
| 05 | DAMARAGIDDA | 156 | 56 | 35.90 |
| 06 | MADDUR | 191 | 73 | 38.22 |
| 07 | KOILKONDA | 335 | 197 | 58.81 |
| 08 | HANWADA | 122 | 29 | 23.77 |
| 09 | NAWABPET | 316 | 187 | 59.18 |
| 10 | BALANAGAR | 376 | 163 | 43.35 |
| 11 | KONDURG | 214 | 112 | 52.34 |
| 12 | FAROOQNAGAR | 935 | 445 | 47.59 |
| 13 | KOTHUR | 253 | 90 | 35.57 |
| 14 | KESHAMPETA | 290 | 133 | 45.86 |
| 15 | TALAKONDAPALLE | 321 | 215 | 66.98 |
| 16 | AMANGAL | 497 | 378 | 76.06 |
| 17 | MADGUL | 225 | 177 | 78.67 |
| 18 | VANGOOR | 257 | 178 | 69.26 |
| 19 | VELDANDA | 205 | 181 | 88.29 |
| 20 | KALWAKURTHY | 834 | 553 | 66.31 |
| 21 | MIDJIL | 246 | 54 | 21.95 |
| 22 | THIMMAJIPETA | 134 | 31 | 23.13 |
| 23 | JADCHERLA | 1072 | 669 | 62.41 |
| 24 | BHOOTHPUR | 279 | 154 | 55.20 |
| 25 | MAHBUBNAGAR | 2194 | 1358 | 61.90 |
| 26 | ADDAKAL | 445 | 176 | 39.55 |
| 27 | DEVARKADARA | 351 | 302 | 86.04 |
| 28 | DHANWADA | 410 | 348 | 84.88 |
| 29 | NARAYANPET | 560 | 383 | 68.39 |
| 30 | UTKOOR | 205 | 107 | 52.20 |
| 31 | MAGANNOOR | 118 | 38 | 32.20 |
| 32 | MAKTHAL | 201 | 134 | 66.67 |
| 33 | NARVA | 95 | 30 | 31.58 |
| 34 | CHINNA CHINTA KUNTA | 345 | 185 | 53.62 |
| 35 | ATMAKUR | 319 | 185 | 57.99 |
| 36 | KOTHAKOTA | 405 | 297 | 73.33 |
| 37 | PEDDAMANDADI | 170 | 71 | 41.76 |
| 38 | GHANPUR | 313 | 239 | 76.36 |
| 39 | BIJINAPALLE | 411 | 251 | 61.07 |
| 40 | NAGAR KURNOOL | 899 | 738 | 82.09 |
| 41 | TADOOR | 195 | 105 | 53.85 |
| 42 | TELKAPALLE | 333 | 200 | 60.06 |
| 43 | UPPUNUNTHALA | 95 | 57 | 60.00 |
| 44 | ACHAMPETA | 369 | 223 | 60.43 |
| 45 | AMRABAD | 485 | 265 | 54.64 |
| 46 | BALMOOR | 231 | 106 | 45.89 |
| 47 | LINGAL | 211 | 93 | 44.08 |
| 48 | PEDDAKOTHAPALLE | 227 | 137 | 60.35 |
| 49 | KODAIR | 150 | 76 | 50.67 |
| 50 | GOPALPETA | 264 | 111 | 42.05 |
| 51 | WANAPARTHY | 849 | 478 | 56.30 |
| 52 | PANGAL | 321 | 247 | 76.95 |
| 53 | PEBBAIR | 419 | 349 | 83.29 |
| 54 | GADWAL | 665 | 480 | 72.18 |
| 55 | DHARUR | 173 | 27 | 15.61 |
| 56 | MALDAKAL | 127 | 75 | 59.06 |
| 57 | GHATTU | 109 | 78 | 71.56 |
| 58 | AIZA | 376 | 259 | 68.88 |
| 59 | WADDEPALLE | 275 | 203 | 73.82 |
| 60 | ITIKYAL | 184 | 144 | 78.26 |
| 61 | MANOPADU | 219 | 131 | 59.82 |
| 62 | ALAMPUR | 309 | 191 | 61.81 |
| 63 | VEEPANGANDLA | 394 | 320 | 81.22 |
| 64 | KOLLAPUR | 568 | 364 | 64.08 |
| 99 | *** | 301 | 229 | 76.08 |
| TOTAL | | 23473 | 14281 | 60.84 |

*** School database is linked with SSC database. ___ schools (___ Candidates) could not be matched with any mandal in school database.

*Teacher Education
Institutions*

Table - 6.11
DISTRICT INSTITUTION OF EDUCATION TRAINING
ENROLMENT

DISTRICT: MAHABUBNAGAR

2000-2001

| SL NO | NAME OF THE INSTITUTION | ALL | | | B.C. | | | S.C. | | | S.T. | | |
|-------|-------------------------|------|-------|-------|------|-------|-------|------|-------|-------|------|-------|-------|
| | | Boys | Girls | Total | Boys | Girls | Total | Boys | Girls | Total | Boys | Girls | Total |
| 1 | D.I.E.T MAHABUBNAGAR | 87 | 133 | 220 | 46 | 34 | 80 | 17 | 5 | 22 | 5 | 2 | 7 |
| | MAHABUBNAGAR | | | | | | | | | | | | |
| | TOTAL | 87 | 133 | 220 | 46 | 34 | 80 | 17 | 5 | 22 | 5 | 2 | 7 |

Table - 6.12
DISTRICT INSTITUTION OF EDUCATION TRAINING
TEACHERS

DISTRICT: MAHABUBNAGAR

2000-2001

| SL NO | NAME OF THE INSTITUTION | ALL | | | B.C. | | | S.C. | | | S.T. | | |
|-------|-------------------------|-----|-------|-------|------|-------|-------|------|-------|-------|------|-------|-------|
| | | Men | Women | Total | Men | Women | Total | Men | Women | Total | Men | Women | Total |
| 1 | D.I.E.T MAHABUBNAGAR | 11 | 4 | 15 | 5 | - | 5 | - | 1 | 1 | 6 | 2 | 8 |
| | MAHABUBNAGAR | | | | | | | | | | | | |
| | TOTAL | 11 | 4 | 15 | 5 | - | 5 | - | 1 | 1 | 6 | 2 | 8 |

Table - 6.21
COLLEGES OF EDUCATION (B.Ed)
ENROLMENT

DISTRICT: MAHABUBNAGAR

2000-2001

| SL NO | NAME OF THE INSTITUTION | ALL | | | B.C. | | | S.C. | | | S.T. | | |
|-------|---|------|-------|-------|------|-------|-------|------|-------|-------|------|-------|-------|
| | | Boys | Girls | Total | Boys | Girls | Total | Boys | Girls | Total | Boys | Girls | Total |
| 1 | C.LAXMA REDDY COLLEGE OF EDUCATION MAHABUBNAGAR | 78 | 42 | 120 | 15 | 6 | 21 | 12 | 4 | 16 | 3 | 2 | 5 |
| 2 | COLLEGE OF TEACHER EDUCATION MAHABUBNAGAR | 111 | 49 | 160 | 28 | 12 | 40 | 17 | 7 | 24 | 8 | 2 | 10 |
| TOTAL | | 189 | 91 | 280 | 43 | 18 | 61 | 29 | 11 | 40 | 11 | 4 | 15 |

Table - 6.22
COLLEGES OF EDUCATION (B.Ed)
TEACHERS

DISTRICT: MAHABUBNAGAR

2000-2001

| SL NO | NAME OF THE INSTITUTION | ALL | | | B.C. | | | S.C. | | | S.T. | | |
|-------|---|-----|-------|-------|------|-------|-------|------|-------|-------|------|-------|-------|
| | | Men | Women | Total | Men | Women | Total | Men | Women | Total | Men | Women | Total |
| 1 | C.LAXMA REDDY COLLEGE OF EDUCATION MAHABUBNAGAR | 8 | 5 | 13 | 3 | - | 3 | 3 | - | 3 | - | - | - |
| 2 | COLLEGE OF TEACHER EDUCATION MAHABUBNAGAR | 4 | 1 | 5 | 6 | - | 6 | 2 | - | 2 | - | - | - |
| TOTAL | | 12 | 6 | 18 | 9 | - | 9 | 5 | - | 5 | - | - | - |

Table - 6.31
COLLEGES OF EDUCATION (M.Ed)
ENROLMENT

DISTRICT: MAHABUBNAGAR

2000-2001

| SL NO | NAME OF THE INSTITUTION | ALL | | | B.C. | | | S.C. | | | S.T. | | |
|-------|---|------|-------|-------|------|-------|-------|------|-------|-------|------|-------|-------|
| | | Boys | Girls | Total | Boys | Girls | Total | Boys | Girls | Total | Boys | Girls | Total |
| 1 | AL MADINA COLLEGE OF EDUCATION MAHABUB NAGAR | 15 | 5 | 20 | 6 | 1 | 7 | 1 | - | 1 | - | - | - |
| TOTAL | | 15 | 5 | 20 | 6 | 1 | 7 | 1 | - | 1 | - | - | - |

Table - 6.32
COLLEGES OF EDUCATION (M.Ed)
TEACHERS

DISTRICT: MAHABUBNAGAR

2000-2001

| SL NO | NAME OF THE INSTITUTION | ALL | | | B.C. | | | S.C. | | | S.T. | | |
|-------|---|-----|-------|-------|------|-------|-------|------|-------|-------|------|-------|-------|
| | | Men | Women | Total | Men | Women | Total | Men | Women | Total | Men | Women | Total |
| 1 | AL MADINA COLLEGE OF EDUCATION MAHABUB NAGAR | 21 | 3 | 24 | 5 | - | 5 | - | - | - | - | - | - |
| TOTAL | | 21 | 3 | 24 | 5 | - | 5 | - | - | - | - | - | - |

Table - 6.41
TELUGU PANDIT TRAINING CENTERS
ENROLMENT

DISTRICT: MAHABUBNAGAR

2000-2001

| SL NO | NAME OF THE INSTITUTION | ALL | | | B.C. | | | S.C. | | | S.T. | | |
|-------|---|------|-------|-------|------|-------|-------|------|-------|-------|------|-------|-------|
| | | Boys | Girls | Total | Boys | Girls | Total | Boys | Girls | Total | Boys | Girls | Total |
| 1 | SNBM SHARADA ORIENTAL TELUGU PANDIT TRNG COLLEGE MAHABUBNAGAR | 33 | 24 | 57 | 19 | 13 | 32 | 1 | 2 | 3 | - | - | - |
| TOTAL | | 33 | 24 | 57 | 19 | 13 | 32 | 1 | 2 | 3 | - | - | - |

Table - 6.42
TELUGU PANDIT TRAINING CENTERS
TEACHERS

DISTRICT: MAHABUBNAGAR

2000-2001

| SL NO | NAME OF THE INSTITUTION | ALL | | | B.C. | | | S.C. | | | S.T. | | |
|-------|---|-----|-------|-------|------|-------|-------|------|-------|-------|------|-------|-------|
| | | Men | Women | Total | Men | Women | Total | Men | Women | Total | Men | Women | Total |
| 1 | SNBM SHARADA ORIENTAL TELUGU PANDIT TRNG COLLEGE MAHABUBNAGAR | 3 | - | 3 | 1 | - | 1 | - | - | - | - | - | - |
| TOTAL | | 3 | - | 3 | 1 | - | 1 | - | - | - | - | - | - |

Table - 6.51
HINDI PANDIT TRAINING CENTERS
ENROLMENT

DISTRICT: MAHABUBNAGAR

2000-2001

| SL NO | NAME OF THE INSTITUTION | ALL | | | B.C. | | | S.C. | | | S.T. | | |
|-------|--|------|-------|-------|------|-------|-------|------|-------|-------|------|-------|-------|
| | | Boys | Girls | Total | Boys | Girls | Total | Boys | Girls | Total | Boys | Girls | Total |
| 1 | M.B.HINDI PANDIT TRAINING COLLEGE WANAPARTHY | 22 | 38 | 60 | 8 | 14 | 22 | 3 | 2 | 5 | 1 | - | 1 |
| 2 | SNRM HINDI SHIKSHAK PRASHIKSHAN MAHAVIDYALAYA MAHABUBNAGAR | 18 | 42 | 60 | 8 | 24 | 32 | 2 | 2 | 4 | - | - | - |
| TOTAL | | 40 | 80 | 120 | 16 | 38 | 54 | 5 | 4 | 9 | 1 | - | 1 |

Table - 6.52
HINDI PANDIT TRAINING CENTERS
TEACHERS

DISTRICT: MAHABUBNAGAR

2000-2001

| SL NO | NAME OF THE INSTITUTION | ALL | | | B.C. | | | S.C. | | | S.T. | | |
|-------|--|-----|-------|-------|------|-------|-------|------|-------|-------|------|-------|-------|
| | | Men | Women | Total | Men | Women | Total | Men | Women | Total | Men | Women | Total |
| 1 | M.B.HINDI PANDIT TRAINING COLLEGE WANAPARTHY | 8 | - | 8 | 3 | - | 3 | - | - | - | - | - | - |
| 2 | SNRM HINDI SHIKSHAK PRASHIKSHAN MAHAVIDYALAYA MAHABUBNAGAR | 3 | - | 3 | 2 | - | 2 | - | - | - | - | - | - |
| TOTAL | | 11 | - | 11 | 5 | - | 5 | - | - | - | - | - | - |

Cadre-Wise Teachers

Table - 7.11

PARTICULARS OF TEACHERS UNDER THE CONTROL OF LOCAL BODIES MANagements

DISTRICT: MAHABUBNAGAR

2000-2001

| SL. NO. | CADRE | MANDALA PRASIHAD | | | ZILLA PARISHAD | | | MUNICIPALITIES | | | TOTAL | | |
|--------------|------------------------------|--|----------------|---------------|--------------------------|----------------|---------------|--------------------------|----------------|---------------|--------------------------|----------------|-------------|
| | | NO.OF NUMBER POSTS VACANT SANCTI- ONED | NO.IN POSITION | NUMBER VACANT | NO.OF POSTS SANCTI- ONED | NO.IN POSITION | NUMBER VACANT | NO.OF POSTS SANCTI- ONED | NO.IN POSITION | NUMBER VACANT | NO.OF POSTS SANCTI- ONED | NO.IN POSITION | |
| 1 | HEAD MASTER (HIGH SCHOOLS) | 0 | 0 | 0 | 192 | 139 | 53 | 0 | 0 | 0 | 192 | 139 | 53 |
| 2 | HEAD MASTER (U.P.SCHOOLS) | 538 | 344 | 194 | 0 | 0 | 0 | 0 | 0 | 0 | 538 | 344 | 194 |
| 3 | SCHOOL ASSISTANT | 540 | 463 | 77 | 810 | 654 | 156 | 0 | 0 | 0 | 1350 | 1117 | 233 |
| 4 | LANGUAGE PANDITS (GRADE -I) | 0 | 0 | 0 | 373 | 345 | 28 | 0 | 0 | 0 | 373 | 345 | 28 |
| 5 | LANGUAGE PANDITS (GRADE -II) | 216 | 154 | 62 | 398 | 303 | 95 | 0 | 0 | 0 | 614 | 457 | 157 |
| 6 | S.G.T | 6930 | 6161 | 769 | 749 | 738 | 11 | 0 | 0 | 0 | 7679 | 6899 | 780 |
| 7 | P.E.Ts | 4 | 0 | 4 | 118 | 112 | 6 | 0 | 0 | 0 | 122 | 112 | 10 |
| 8 | MUSIC | 0 | 0 | 0 | 2 | 1 | 1 | 0 | 0 | 0 | 2 | 1 | 1 |
| 9 | CRAFT INSTRUCTOR | 0 | 0 | 0 | 70 | 45 | 25 | 0 | 0 | 0 | 70 | 45 | 25 |
| 10 | OTHER TEACHERS | 3 | 3 | 0 | 26 | 17 | 9 | 0 | 0 | 0 | 29 | 20 | 9 |
| TOTAL | | 8231 | 7125 | 1106 | 2738 | 2354 | 384 | 0 | 0 | 0 | 10969 | 9479 | 1490 |

Table - 7.12

PARTICULARS OF TEACHERS UNDER THE CONTROL OF GOVERNMENT/LOCAL BODY/PRIVATE AIDED MANagements
 DISTRICT: MAHABUBNAGAR 2000-2001

| SL. NO. | CADRE | GOVERNMENT (Under the control of Dept.of School Education) | | | LOCAL BODY | | | PRIVATE AIDED | | | TOTAL | | |
|--------------|------------------------------|--|----------------|---------------|--------------------------|----------------|---------------|--------------------------|----------------|---------------|--------------------------|----------------|-------------|
| | | NO.OF NUMBER POSTS VACANT SANCTI- ONED | NO.IN POSITION | NUMBER VACANT | NO.OF POSTS SANCTI- ONED | NO.IN POSITION | NUMBER VACANT | NO.OF POSTS SANCTI- ONED | NO.IN POSITION | NUMBER VACANT | NO.OF POSTS SANCTI- ONED | NO.IN POSITION | |
| 1 | HEAD MASTER (HIGH SCHOOLS) | 31 | 20 | 11 | 192 | 139 | 53 | 18 | 13 | 5 | 241 | 172 | 69 |
| 2 | HEAD MASTER (U.P.SCHOOLS) | 0 | 0 | 0 | 538 | 344 | 194 | 1 | 1 | 0 | 539 | 345 | 194 |
| 3 | SCHOOL ASSISTANT | 333 | 304 | 29 | 1350 | 1117 | 233 | 77 | 64 | 13 | 1760 | 1485 | 275 |
| 4 | LANGUAGE PANDITS (GRADE -I) | 79 | 70 | 9 | 373 | 345 | 28 | 28 | 26 | 2 | 480 | 441 | 39 |
| 5 | LANGUAGE PANDITS (GRADE -II) | 109 | 70 | 39 | 614 | 457 | 157 | 38 | 36 | 2 | 761 | 563 | 198 |
| 6 | S.G.T | 496 | 440 | 56 | 7679 | 6899 | 780 | 254 | 209 | 45 | 8429 | 7548 | 881 |
| 7 | P.E.Ts | 30 | 28 | 2 | 122 | 112 | 10 | 17 | 17 | 0 | 169 | 157 | 12 |
| 8 | MUSIC | 3 | 2 | 1 | 2 | 1 | 1 | 0 | 0 | 0 | 5 | 3 | 2 |
| 9 | CRAFT INSTRUCTOR | 19 | 15 | 4 | 70 | 45 | 25 | 5 | 5 | 0 | 94 | 65 | 29 |
| 10 | OTHER TEACHERS | 14 | 12 | 2 | 29 | 20 | 9 | 8 | 7 | 1 | 51 | 39 | 12 |
| TOTAL | | 1114 | 961 | 153 | 10969 | 9479 | 1490 | 446 | 378 | 68 | 12529 | 10218 | 1711 |

Non-Teaching Staff Particulars

Table - 8.11**NON TEACHING STAFF AND FIELD FUNCTIONARIES PARTICULARS
AS ON 1-1-2001**

DISTRICT: MAHABUBNAGAR

| SL NO | NAME OF THE POST | NO.OF POSTS SANCTIONED | NO.IN POSITION | NO. VACANT |
|-------------------------------|-----------------------------|------------------------|----------------|------------|
| I. FILED FUNCTIONARIES | | | | |
| 1 | Deputy Inspector os Schools | 1 | 1 | - |
| 2 | Mandal Educational Officers | 64 | 62 | 2 |
| 3 | Project Officers (NFE) | 12 | 12 | - |
| 4 | Addl.Dy Inspector of School | - | - | - |
| 5 | Jr.Dy.Inspector of School | - | - | - |
| II. NON-TEACHING STAFF | | | | |
| 6 | Superintandants | 6 | 5 | 1 |
| 7 | Auditors | - | - | - |
| 8 | Senior Assts. | 29 | 28 | 1 |
| 9 | U.D.Stenos | - | - | - |
| 10 | Jr.Asst. | 58 | 50 | 8 |
| 11 | L.D.Stenos | - | - | - |
| 12 | Typists | 7 | 5 | 2 |
| 13 | Record Asst. | 14 | 12 | 2 |
| 14 | Class IV Posts | 114 | 96 | 18 |
| TOTAL | | 305 | 271 | 34 |

NIEPA DC



D11565

LIBRARY & DOCUMENTATION CENTRE
National Institute of Educational
Planning and Administration
17-B, Anand Bhawan Marg,
New Delhi-110016
D-11565
DOC, No.
Date: 2-08-2002