


NATIONAL PROGRAMME OF NUTRITIONAL
SUPPORT TO PRIMARY AND UPPER
PRIMARY EDUCATION

[Mid Day Meal Scheme]



मध्याह्न भोजन योजना
Mid Day Meal Scheme

ANNUAL WORK PLAN AND BUDGET

2008-09

NUEPA DC



D13419

STATE : MEGHALAYA

INDEX

PAGE NO.

Introduction

1-5

- *Brief history, objectives and rationale of the Mid Day Meal Programme.*
- *Demographic profile of the State.*
- *Social and economic indicators in the State.*
- *Literacy rate.*
- *Nutrition status.*
- *School Data.*

Description and Assessment of the Programme implemented in the current year (2007-08)

6-16

- *Calorific/ protein value of the Mid Day Meal provided along with Menu Prescribed*
- *Regularity and wholesomeness of mid day meals served to children; reasons for programme interruptions, if any.*
- *Number of children (class, category and gender wise) who participated in the programme, separately for Primary and Upper Primary in EBBs.*
- *Foodgrains management, including adequacy of allocation, timeliness of lifting, transportation and distribution, and suitability of storage at different levels.*
- *Central Assistance received and utilized towards (a) cooking costs, (b) kitchen shed construction, (c) procurement of kitchen devices, (d) management, monitoring and evaluation, (e) transport subsidy*
- *State budget provisions and expenditure in 2007-08 towards (a) reimbursement of Central Assistance (b) State contribution*
- *System for release of funds provided under cooking costs (Central and State).*
- *System for procuring cooking ingredients (fuel, condiments, oil. etc.), commodities, which are centrally purchased and supplied to schools or locally purchased at school level and rate of cooking cost per child per day provided at school level.*
- *System for cooking, serving and supervising mid day meals in the schools.*

- *Status of construction of kitchen sheds from (i) funds released under the Mid Day Meal Scheme, and (ii) funds from other development programmes, such as SGRY, BRGF, etc. Details of activities through convergence with other developmental programmes in provision of drinking water, toilets, etc.*
- *Status of procurement of kitchen devices from (i) funds released under the Mid Day Meal Programme (ii) other sources.*
- *Capacity building and training conducted for different categories of persons involved in the Mid Day Meal Programme under programmes of SSA, DIETs, etc.*
- *Management Information System at School, Village/Gram Panchayat, Block, District and State level.*
- *Systems to ensure transparency and openness in all aspects of programme implementation, including inter alia, foodgrains management, ingredients procurement, cooking and serving, appointment of cooking staff, construction of kitchen sheds, procurement of cooking devices.*
- *Measures taken to rectify:*
 - (a) Inter-district low and uneven utilisation of food grains and cooking cost.*
 - (b) Intra-district mismatch in utilisation of food grains and cooking cost*
 - (c) Delay in delivering cooking cost at school level.*
- Overall assessment of the manner in which implementation of the programme is contributing to the programme objectives and an analysis of strengths and weaknesses of the programme implementation.
- Impact of Mid Day Meal Scheme such as increase in enrollment, attendance, retention, learning level, etc., reduction in drop-out, increase in nutritional status etc.
- Third Party Evaluation
- Best Practices followed in the State
- Instances of unhygienic food served, children falling ill, sub-standard supplies, diversion/misuse of resources, social discrimination and safety measures adopted to avoid recurrence of such incidents

- Extent of involvement of NGOs and Civic Body Organizations (CBOs):PRIs.
- Status of School Health Programme
- Steps Taken to strengthen the monitoring mechanism
- Arrangement for departmental inspections to MDM centres
- Note on Action Taken on the findings of national level review meeting held at New Delhi on 9-10th Oct 2007.
- Feedback/comments in respect of report of Monitoring Institutions designated for your State/UT to monitor implementation of MDM and action taken thereon.

Action Plan for 2008-09

Part A – General Information

17-26

Table 1:

Table 2:

Table 3:

Table 3A:

Table 3B:

Table 4A:

Table 4B:

Table 5A:

Table 5B:

Part B – Progress during 2007-08

27-35

Table 6:

Table 6A:

Table 7:

Table 7A:

Table 8:

Table 8A:

Table 9:

Table 9A:

Part C – Requirement for 2008-09	36-43
<i>Table 10:</i>	
<i>Table 10A:</i>	
<i>Table 11:</i>	
<i>Table 11A:</i>	
<i>Table 12:</i>	
<i>Table 12A:</i>	
<i>Table 13:</i>	
Annexure – I	
Menu for MDM Programme	44
Administrative Map of Meghalaya	45
Map Showing Distribution of FCI Godowns in Meghalaya for Mid Day Meal Scheme	46
Annexure – II	
List of FCI Godown and Government Wholesalers	47-48



INTRODUCTION

The National Programme for Nutritional Support to Primary Education (NPNSPE) commonly known as the Mid Day Meal Scheme has been implemented in the State of Meghalaya since 1995 by providing uncooked rice to primary school children @ 3 Kg per child per month. As per directive of the Supreme Court vide its order dated 28th November 2001 all the State Governments including the Government of Meghalaya were directed to implement the Mid Day Meal Scheme by providing every child in Government and Government aided lower primary schools with a cooked Mid Day Meal. The cost of conversion of food grains into hot cooked meals has to be met jointly by the Government of India @ Rs. 1.80p per child per day and the State Government @ Re. 0.20p per child per day for lower primary schools and @Rs.2.30 per child per day by Government of India and @ Re.0.20p by the State Government for upper primary schools. As it stands now cooked Mid Day Meal has been provided to all Government, Government aided primary schools and EGS Centres and upper primary schools in EBBs in the State. For implementation of the scheme, the Government of India provides food grain free of cost through Food Corporation of India (FCI). The Government of India also reimburses the cost of transportation of rice @ Rs. 50/- per quintal, which has been subsequently revised to @ Rs. 100/- per quintal. The transportation cost is initially paid by the District Rural Development Agencies (DRDA) of the respective District and reimbursed by the Government of India.

Prior to the year 2001-02, the food grain (Rice) was provided by the Government of India @ 3 kg per child per month for 10 academic months in a year and distributed as dry ration to the children. Therefore, there was no financial burden on the State Government for implementing the Mid-Day Meal Scheme. However, the Supreme Court in its order Dated 18th November, 2001 in W. P. (C) No. 196 of 2001- Peoples' Union for Civil Liberties versus the Union of India and others, directed the State Government to provide cooked mid-day meal containing 300 calories and 8-12 grams of proteins per child per day for a minimum of 200 days in a year to every child in Government and Government aided Primary schools.

In compliance with the orders of the Supreme Court of India, the State Government has taken steps to provide cooked meals for 10 months in a year to all the Government and Government aided primary schools and EGS centres. Government issued Notification No. EDN.130/93/837, Dtd. 29-11-2002 directing school Managing Committees of all Government and Government aided schools to implement provision of cooked Mid-Day Meal to all school children. Similar instructions have been issued by the Directorate of



Elementary and Mass Education vide No. DEME/GB/Misc/MDM/4/2002/60, Dtd. 10-12-2002 for providing cooked meals with required calories and proteins preferably locally available vegetables including fruits and bananas.

Brief history, objectives and rationale of the Mid Day Meal Programme.

The main objective of MDM Programme in the State is to boost universalisation of Primary Education. Mid Day Meal Programme was expected to attract more children to come to school and in this way it will increase enrolment, attendance, retention and bring down drop-out rate.

Mid Day Meal with enhanced calorific energy content and increased quantity of proteins in food, is also expected to improve the nutritional status of children.

Mid Day Meal Programme will surely encourage poor children belonging to disadvantaged sections of the society to attend school more regularly.

The rationale of the Mid Day Meal Programme is that if it is successfully implemented, it would help in increasing the enrolment of children in school and minimizing the number of out of school children and drop-out rate. Parents of poor children will find less difficulty in sending their children to schools if meal is served to them.

Demographic profile of the State

Two erstwhile Districts of the state of Assam: the United Khasi and Jaintia Hills, and the Garo Hills were carved out on 21 January 1972 to form the State of Meghalaya. It covers a total area of 22,429 sq. km and has a population of 23,18,822 as per 2001 census. Over the years, 5 more districts have been created totaling seven at present. The Area and Population of the districts are shown below.

Table 1: District Wise Area and Population

District	Area in sq. kms	Male	Female	Total
East Khasi Hills	2748	333553	327370	660923
Ri Bhoi	2448	99319	93471	192790
West Khasi Hills	5247	150419	145630	296049
Jaintia Hills	3819	149891	149217	299108
East Garo Hills	2603	127474	123108	250582
West Garo Hills	3677	263424	254966	518390
South Garo Hills	1887	52007	48973	100980
Meghalaya	22429	1176087	1142735	2318822

Source Census 2001



Social and economic indicators in the State.

Meghalaya is composed of three main tribes, the Khasi, Jaintia and Garo Tribes. Matrilineal System is the basic feature of the three tribes. The economy of the State is mainly agrarian in nature. The main crops of Meghalaya are rice, potatoes, and ginger. Horticulture in recent years has also been promoted in a big way. Nearly 80% of the population in the villages depends primarily on Agriculture. The State is also rich in minerals like coal, limestone, clay, sillimanite and uranium.

Literacy rate :

The literacy rate of the State is 62.6 %. The break-up is as follows: -

Table 2: District Wise Literacy Rates.

Districts	Literacy Rate in Percentage								
	All Communities			Rural			Urban		
	Male	Female	Total	Male	Female	Total	Male	Female	Total
1. East Khasi Hills	77.3	74.8	76.1	66.8	66.9	66.9	90.6	84.7	87.7
2. West Khasi Hills	66.5	63.7	65.1	64.3	61.2	62.8	83.3	82.1	82.7
3. Ri Bhoi	68.8	62.4	65.7	68.2	61.7	65.0	76.8	71.8	74.3
4. Jaintia Hills	50.1	53.7	51.9	46.1	50.2	48.2	91.4	87.6	89.5
5. East Garo Hills	66.1	54.9	60.6	63.0	50.9	57.0	84.5	78.1	81.3
6. West Garo Hills	57.0	44.1	50.7	52.5	38.9	46.0	89.6	82.4	86.0
7. South Garo Hills	61.5	48.0	55.0	59.0	44.9	52.0	85.8	81.5	83.7
Total	65.4	59.6	62.6	59.2	53.2	56.3	89.0	83.5	86.3

In respect of health indicators, the State is having an IMR of 49 per thousand live births as per National Family Health Survey (NFHS) records and the Maternity Mortality Rate (MMR) is 450 per lakh live births as per DHS (MCH&FW) records. The sex ratio of the State is 975 per thousand males as per 2001 census.

Table 2.1: Habitations (2007-08)

District	No of villages	Habitations	With LPS	With UPS
East Khasi Hills	937	1147	1272	1170
Ri Bhoi	573	888	744	844
West Khasi Hills	957	1153	1060	1338
Jaintia Hills	501	1240	792	872
East Garo Hills	887	936	725	767
West Garo Hills	1548	1852	1431	1356
South Garo Hills	627	864	618	648
Total :	6030	8080	6642	6995



Nutrition status.

The mal nutrition data is classified as under:

- (a) Percentage of children who are stunted - 41.7% .
- (b) Percentage of children who are wasted - 28.2% .
- (c) Percentage of children who are underweight - 46.3% .
- The Percentage of children who are anaemic - 68.7% .

The overall percentage of children who received insufficient Vitamin A is 19.9% as per NFHS -3.

School Data.

Table 3(a) : Number of L.P. Schools (Government, Government-aided, SSA and EGS Centres)

Lower Primary Schools, SSA and EGS Centres								
Sl. No	District	Primary Schools				EGS Centre	Total (6+7)	
		Govt.	Govt. Aided	SSA	Total			
1	2	3	4	5	6	7	8	9
1	East Khasi Hills	194	732	273	1199	110	1309	
2	Ri-Bhoi	134	174	257	565	60	625	
3	West Khasi Hills	274	738	263	1275	104	1379	
4	Jaintia Hills	321	213	198	732	355	1087	
5	East Garo Hills	486	215	151	852	179	1031	
6	West Garo Hills	851	291	338	1480	242	1722	
7	South Garo Hills	279	112	124	515	147	662	
Total		2539	2475	1604	6618	1197	7815	

Table 3(b) : Enrolment (As on 30.9.2007) as per latest DISE

Sl. No	District	Boys	PRIMARY		Pre-Primary			EGS Centres	Grand Total (5+8+9)
			Girls	Total	Boys	Girls	Total		
1	2	3	4	5	6	7	8	9	10
1	East Khasi Hills	44035	44709	88744	28535	27415	55950	4207	148901
2	Ri Bhoi	15442	14985	30427	13303	13741	27044	2024	59495
3	West Khasi Hills	36088	35055	71143	19897	20169	40066	4678	115887
4	Jaintia Hills	24870	24461	49931	16452	19392	35844	17944	103719
5	East Garo Hills	28077	27386	55461	20174	15826	36000	5027	96488
6	West Garo Hills	47171	45841	93012	33511	30674	64185	12921	170118
7	South Garo Hills	11167	10635	21802	9784	6799	16583	4420	42805
Total		206850	203072	410520	141656	134016	275672	51221	737413

**Table 4(a) : Number of U.P. Schools (Government, Government aided, SSA and EGS Centres**

Sl. No	District	Upper Primary Schools			
		Govt.	Govt. Aided	SSA	Total
1	2	3	4	5	6
1	East Khasi Hills	9	214	232	455
2	Ri-Bhoi	3	84	138	225
3	West Khasi Hills	13	184	207	404
4	Jaintia Hills	12	97	199	308
5	East Garo Hills	9	92	193	294
6	West Garo Hills	6	250	165	421
7	South Garo Hills	4	59	89	152
Total		56	980	1223	2259

Table 4(b) : Enrolment (As on 30.9.2007) as per latest DISE

Sl. No	District	UPPER PRIMARY		
		Boys	Girls	Total
1	East Khasi Hills	23876	28535	52411
2	Ri Bhoi	6963	7477	14440
3	West Khasi Hills	11816	13506	25322
4	Jaintia Hills	12945	14148	27093
5	East Garo Hills	5872	5879	11751
6	West Garo Hills	17845	17079	34924
7	South Garo Hills	4763	4821	9584
Total		84080	91445	175525



Description and assessment of the programme implemented in the previous year (2007-08)

Calorific/ protein value of the Mid Day Meal provided along with Menu Prescribed.

In keeping with the National priorities the Mid Day Meal Programme in the State does not merely aim to provide cooked meal, but one with satisfying and prescribed nutritional norms. The nutritional norm that is being followed in the State consists of a minimum of 450 calories and 8-12 grams of proteins. Necessary instructions have been issued for providing cooked meals with required calories and proteins, preferably locally available vegetable including fruits, bananas and honey. A list of suggestive menu have been prepared with the help of the Central Nutrition Board and circulated to the Districts. (Copy enclosed at Annexure-I)

Regularity and wholesomeness of mid day meals served to children.

The number of days in a year where Mid Day Meal is to be given to the children is 210 days. The schools have been instructed to give Mid Day Meal regularly. Due to the absence of all weather kitchen sheds, the schools have been facing a lot of difficulty in cooking Mid Day Meal during rainy season. In spite of the difficulty, efforts have been made to ensure that Mid Day Meal is given regularly.

Coverage.

Table 4(a): Children who participated in the Mid Day Meal Programme during 2007-08

Districts	Primary Enrolment			Enrolment	Total
	Boys	Girls	Total	EGS	Enrolment 4 & 5
1	2	3	4	5	6
1. East Khasi Hills	75725	69900	145625	9495	155120
2. Ri Bhoi	20204	18649	38853	11502	50355
3. West Khasi Hills	54057	49897	103954	4320	108274
4. Jaintia Hills	38642	35669	74311	4850	79161
5. East Garo Hills	29731	27444	57175	9207	66382
6. West Garo Hills	59503	54925	114428	16074	130502
7. South Garo Hills	13062	12056	25118	12684	37802
Total	290924	268540	559464	68132	627596



Table 4(b): Educational Backward Block in Upper Primary Schools.

Sl. No	District	Educational Backward Blocks (Upper Primary Schools) Enrolment		
		Boys	Girls	Total
1	2	3	4	5
1	East Garo Hills	3017	2360	5377
2	West Garo Hills	2300	1886	4186
3	South Garo Hills	19251	19102	38353
Total		24568	23348	47916

Foodgrains management.

Foodgrains is issued by F.C.I. to wholesalers based on allocation made by the concerned Deputy Commissioner (Supply). The wholesalers issued the foodgrains to the schools based on the enrolment of children as confirmed by the Deputy Inspectors of Schools. There are five FCI godowns in the State. These are located at :-

1. East Khasi Hills - Shillong
2. Ri-Bhoi - Khanapara
3. Jaintia Hills - Khliehtyrshi (Jowai)
4. East Garo Hills - Williamnagar
5. West Garo Hills - Tura

Foodgrains is lifted in time by the wholesalers/Government nominees and transported to the schools. The FCI as well as the Government nominees have sufficient storage facilities of foodgrains. At the school level the School Managing Committees are responsible for storage and custody of foodgrains. The total number of wholesalers who have been listed as nominees for MDM for the State is 91. This number however, changes from time to time.

The District wise Break-up is :-

Sl.No	Districts	No. of Wholesalers
1	East Khasi Hills	26
2	Ri-Bhoi	6
3	West Khasi Hills	5
4	Jaintia Hills	7
5	East Garo Hills	6
6	West Garo Hills	21
7	South Garo Hills	11

(a) Cooking Costs.

During 2007-08, Government of India have sanctioned an amount of Rs. 2372.31 lakhs as Central assistance for cooking cost out of which Rs. 1186.155 lakhs has been released as the 1st instalment to the Districts. Necessary action has been taken to release the remaining amount of Rs.1186.155 lakhs to the Districts within the 31st March 2008. Steps have been taken to release the amount of Rs.95.88 lakhs for conversion cost to the UP Schools in 9 Educational Backward Blocks. As and when foodgrains is delivered to the schools, School Managing Committees have been advised to make use of their own resources which would be reimbursed as soon as Finance Department releases the fund for cooking cost.

(b) Kitchen Sheds construction.

Sanction for construction of Kitchen Sheds was received towards the fag-end of 2006-07 financial year for an amount of Rs. 1523.40 lakhs. The amount has already been released to 2539 Government LP Schools and the Construction work is in progress. Sanction for kitchen sheds in U.P. Schools in EBBs has just been received.

(c) Procurement of Kitchen Devices.

The Government of India have sanctioned an amount of Rs. 72.48 lakhs for 2006-07 as central assistance for provision/ replacement of cooking equipments/ devices in 1450 schools @ Rs. 5000/- per school. The fund has already been released to the beneficiary schools. For 2007-08, sanction for procurement of kitchen devices for U.P. Schools in EBBs has just been received.

(d) Management, Monitoring and Evaluation.

Government of India has sanctioned an amount of Rs. 21.650 lakhs as central assistance towards Monitoring, Management & Evaluation for 2007-08. Steps have been taken to draw and utilize the amount meant for Monitoring, Management and Evaluation of Mid Day Meal Scheme within 31-3-2008. An amount of Rs.2 Lakhs sanctioned by Government of India for Educational Backward Blocks under the same head is in the process of being utilized.

(e) Transport Subsidy.

Till recently the Transport subsidy to the wholesalers is paid by the District Rural Development Agencies on production of the bills by the respective wholesalers. But for the last three years, viz. 2004-05, 2005-06, 2006-07, many Districts have not received transport subsidy. In the previous years the DRDAs used to send their requirement directly to the Government of India. Presently, the Directorate of Elementary and Mass Education as the State Transport Nodal Agency of Mid Day Meal Scheme have taken up the responsibility of



compiling the requirements of transportation charges for lifting of foodgrains of all the Districts and forwarding the same to the Government of India for sanction.

State budget provisions and expenditure in 2007-08.

(a) Reimbursement of Central Assistance

During 2007-08, Government of India have sanctioned Rs. 2372.31 lakhs as central assistance towards cooking cost out of which Rs.1186.155 has been released to the Districts and the remaining amount is being released within 31-3-2008. An amount of Rs.21.650 lakhs for Monitoring Management & Evaluation for Primary Schools and Rs.2.00 lakhs for Upper Primary Schools in Educational Backward Blocks have just been sanctioned by the Government of India and the same are being utilized within 31-3-2008. An amount of Rs.95.88 lakhs has been released by the Government of India for Conversion Cost to Upper Primary Schools in Educational Backward Blocks (EBBs) and the same has been processed for release to the EBBs.

(b) State contribution

During 2007-08, funds available in the State Budget is Rs. 300.00 lakhs. This amount is enough to meet the State Share for Primary Schools and Upper Primary Schools in EBBs.

System for release of funds provided under cooking costs (Central and State)

Planning Department approval and Finance Department's concurrence have to be obtained for appropriating funds released by the Government of India under this Scheme. Thereafter, the State Government releases the funds to the respective Deputy Commissioners by Bank Draft/ Account Payee Cheque who in turn release the amount due to the Deputy Inspector of Schools at each Sub Divisional level for disbursement to schools under their jurisdiction.

System for procuring cooking ingredients.

The School Managing Committees follow the menu for cooking ingredients in respect of fuel, condiments, oil etc. as prescribed by the Government of India as follows: -

Pulses	-	0.50 p
Vegetables including leafy	-	0.50 p
Oil & Fat	-	0.25 p
Salt & Condiments	-	0.10 p
Fuel	-	0.20 p
Labour	-	0.40 p
Total	-	Rs.2.00 (Say)

for cooking, serving and supervising mid day meals in the school. Instructions have been issued to the School Managing Committees to make necessary arrangement for appointment of Cooks by utilizing the amount earmarked under labour in the break-up of conversion cost. In many places Mother's Union, NGOs and SHGs are actively involved for cooking and serving of Mid Day Meal in schools. Supervision works have been entrusted to the Deputy Inspector of Schools and his inspecting staff as well as to touring District Officers of other Departments. Further the work of supervision is also vested on the Block Mission Coordinators, Cluster Resource Centres and Village Education Committees.

The State had held consultative meetings with the Nutrition Board and worked out standard Menus for Mid Day Meals in Schools. These were suggestive menus and printed on the inside front cover of the exercise books distributed to the LP School children.

Status of construction of kitchen sheds.

Rs. 1523.40 Lakhs has been received from Mid Day Meals Scheme towards the fag end of 2006-07 for construction of Kitchen Sheds. This amount is being utilized in 2007-08. No fund was received from any other development programmes like SGRY, BRGF etc during 2007-08. It is suggested that construction of kitchen sheds should be taken up by MHRD with the Ministry of Rural Development for inclusion in the list of permissible works in Chapter 5 of the Operational Guidelines of NREGA, 2005.

Status of procurement of kitchen devices.

The fund for procurement of kitchen devices is released from the State to the Deputy Inspector of Schools who in turn will release the same to the School Managing Committees for procurement of kitchen-devices. The list of materials to be procured by each school is also prepared at the State level.

Capacity building and training.

Capacity Building and Training is conducted for different categories of persons involved in the Mid Day Meal Programme by SSA functionaries, DIETs functionaries, etc.

In the training for CRC Coordinators, one training module has been made for training on Mid Day Meal Programme. Some of the DIETs have also conducted training of community leaders on Mid Day Meals. DIETs have also developed MDM manuals for the School Managing Committees.



Management Information System.

Adequate equipment and manpower are available at the State level to handle the data on Elementary Education in the context of MDM Scheme. The DISE implemented since the last 4 years are the basic input. However, at the Sub-Divisional level, the equipment and man-power to handle the Data on the implementation of Mid Day Meal Scheme are still inadequate and the need is felt for having a similar set of equipment and manpower at the these levels also. MIS-Coordinator and Data Entry Operator have been appointed only at the State level.

Systems to ensure transparency and openness in all aspects of programme implementation, including inter alia, foodgrain management, ingredients procurement, cooking and serving, appointment of cooking staff, construction of kitchen sheds, procurement of cooking devices

In order to ensure that quality meals are served to all the eligible children, the active participation of the School Managing Committees in general and Mothers' Unions, NGOs, SHGs, in particular has been obtained by and large. Transparency is maintained in foodgrains management, ingredients procurement, cooking and serving, appointment of cooking staff, procurement of cooking devices etc. through periodic dissemination of information on the scheme in newspapers, journals especially on special occasions apart from the fact that the menu is printed on the inside cover page of exercise books.

Measures Taken to Rectify

(a) Inter-district low and uneven utilization of food grains and cooking cost.

There has been a disparity of allocation of foodgrain to the three Districts of the State namely, Jaintia Hills, West Khasi Hills and Ri Bhoi. The matter has been taken up with the Ministry of Human Resource & Development, Government of India and the same has been duly rectified albeit after quite a few months.

(b) Intra-district mismatch in utilization of food grains and cooking cost.

No such instances have been detected so far.

(c) Delay in delivering cooking cost at school level.

During review meetings it was learned that some Deputy Commissioners had taken more time than normally required to release funds to the Deputy Inspectors of Schools and the latter had also erred in a similar way in the matter of releasing funds to the schools under their jurisdictions. Fresh instructions were issued that not more than 15 days should be taken to release funds from the Deputy Commissioners to the Deputy Inspectors and from the Deputy Inspectors to the Schools. In order to expedite fund release from the Deputy Inspectors to the schools, Deputy Inspectors were



issued to hold a public function in the Sub-Divisional Head Quarters of the various taluques should be distributed and receipts obtained.

Overall assessment of the manner in which implementation of the programme is contributing to the programme objectives and an analysis of strengths and weaknesses of the programme implementation.

On the whole, Mid Day Meal Programme which has been implemented in the State has been able to a great extent to attract more children to schools. Dropout rate has come down considerably from 33.67% to 24.06%. Mid Day Meal Programme also helps the poor families by lessening their hesitation to send their children to school where they do not have to worry about providing food to the children during school hours. Mid Day Meal Programme will enhance the learning capacity of children as nutritious food is served to them every day although no study has as yet been conducted on this. At present the only problem that we are facing is the lack of pucca kitchen-sheds where Mid Day Meal can be cooked and served inspite of any kind of weather. Out of 7815 LP Schools and EGS Centres, only 2539 Government Lower Primary Schools have been provided with Kitchen Sheds. Another 5276 Schools and EGS Centres are yet to be provided with Good Kitchen Sheds. Out of 2259 Upper Primary Schools, only 468 U.P. Schools in EBBs are being provided with Kitchen Sheds.

Impact of Mid Day Meal Scheme.

Mid Day Meal Scheme has increased enrolment in schools. In 2007-08 the enrolment was 627596 in both the Primary Schools and EGS Centres and in the year 2008-09 it has increased to 737413. There are reports from different parts of the State that more children are attracted to school with the introduction of cooked Mid Day Meal Scheme. As such attendance also has increased in schools.

Third Party Evaluation

The State Resource Center (SRC) of North Eastern Hill University (NEHU) has been commissioned to take up Third Party Evaluation of the Scheme. The outcome of the evaluation which will be an independent assessment of the implementation will give the State an actual/accurate picture based on which the strengths and weaknesses of the Scheme can be more definitely known. The State Resource Centre (NEHU) is yet to submit its evaluation report on the study conducted.

**Best Practices followed in the State**

As regards transportation of foodgrain, the wholesalers are to lift foodgrain from FCI godown. From the wholesalers' godown, foodgrain is lifted by the Fair Price Shop dealer who transported the same to the doorsteps of the schools. The transportation cost is shared by the wholesalers and the Fair Price Shop dealer at the proportion of 25:75.

To make things easier for the School to maintain the records of the implementation of the scheme, formats like Stock Register, Attendance Register, Cash Book Register, School Monthly formats have been compiled in booklet form.

Instances of unhygienic food served, children falling ill, sub-standard supplies, diversion/misuse of resources, social discrimination and safety measures adopted to avoid recurrence of such incidents.

Instances of unhygienic food served, children falling ill, supply of sub standard food items, diversion/misuse of resources and social discrimination has not been reported from any quarter. Strict instructions were given to the subsidiary offices that the fund released for implementation of MDM should not be utilized for any other purposes. In Meghalaya there is absolutely no social discrimination of students taking part in MDM Scheme.

Extent of involvement of NGOs and Civic Body Organizations (CBOs)/PRIs.

The involvement of NGO in the implementation of MDM Scheme has been particularly very encouraging in the Garo Hills Division of the State. However, the other Districts are also opening the door to greater involvement of such NGOs in their respective Districts.

Status of School Health Programme with Special Focus on Provision of micronutrients, Vitamin-A, de-worming medicine, Iron and Folic acid, Zinc and record of height, weight etc.

The matter of administering of micronutrients like Iron, Folic Acid and Vitamins and other appropriate supplements along with 6 monthly doses of de-worming tablets to the children has been taken up with the health department. Simultaneously school health programme is also being conducted in schools. There was no mechanism of health checks in the past. However, recently a meeting between Education Department and Health Department was convened during which it was agreed that health checks would start from the beginning of the year 2008 school session. To begin with, the health department will be conducting



health checks in 308 schools falling under 28 Community Health Centres. The programme is expected to extend to many more schools in the near future. 1579 schools are being provided with weighing machines.

Steps Taken to strengthen the monitoring mechanism in the Village, Block District and State Level and status of constitution of Steering-cum-Monitoring Committees at these levels.

Comprehensive monitoring of the scheme was taken up by the inspecting staff including personnel from the Elementary & Mass Education Department and also SSA functionaries like BMC, BRP and CRP.

Steering and Monitoring Committees have also been set up at the State, District and Block levels. At the District levels regular meetings are conducted by the Deputy Commissioners to monitor the scheme.

Arrangement for departmental inspections to MDM centres and percentage of schools inspected and summary of findings and remedial measures.

MDM Scheme inspection is done simultaneously with normal school inspection by the Deputy Inspectors, Sub Inspectors, SEO, LSEO, BMC, BRP and CRP. During school inspections, the inspecting staff has been instructed to specially look into aspects of implementation of MDM Scheme like quality of cooked meals given to the children and tasting of food by the teachers. In every quarter almost 25% of schools are inspected but compilation and submission of reports had not been quite satisfactory due to lack of equipment and manpower at the Sub-Divisional level. Despite these limitations, the State Government is trying to improve the situation.

Note an Action Taken on the findings of national level review meeting held at New Delhi on 9-10th Oct 2007.

Points raised by Shri. Champak Chattarjee:-

- 2 (i) Schools/EGS Centers located in the geographically remote & difficult areas are also covered under the scheme but transportation subsidy of food grain to such areas need to be enhanced due to higher transport cost.
- 2 (ii) Yes. Institutional arrangements have been made to conduct inspections. All S/Is, SEOs/LSEOs, BMCs, BRPs, CRCs/CRPs have been assigned specific number of schools for monthly inspections.



2 (iii) Nodal Officers have been appointed at the State, District & Sub-Divisional Levels.

2 (v) For cooking water, there is convergence with ARWSP, for toilets with TSC, and for health checks with Health Department.

Regarding the State's preparedness for expansion of MDM Scheme to U.P. Schools in EBBs the State had made sufficient budgetary provision for State share but getting fund released by Finance Department is still a long-drawn process even after receipt of GOI sanctioning letter. As far as social equity is concerned, this is not at all an issue in Meghalaya, which is a casteless and egalitarian society.

Points raised by Smti. Anita Kaul:-

3 (i) The issue of low and uneven utilization of Central Assistance in terms of food grains and cooking cost has been resolved to a very great extent and intra-district mismatch in utilization of food grains and cooking cost has not been reported from anywhere within the State. However, smooth and timely flow of fund is still an issue. Improvement of monitoring system is a continuous effort.

3 (ii) Cooking of mid-day meal involves only a few hours. It is not a whole day or full day work. Hence, the present arrangement is considered fair enough especially in schools with higher enrolment. However, there had been suggestions like from the North Eastern Council/Ministry of DONER that unemployed villagers can be made to work as cooks under NREGS. MHRD may like to take this up with the Ministry of Rural Development so that necessary additions are made to the list of permissible works under NREGS. Construction of kitchen sheds is another item of work that can be added to the list.

3 (iii) Quality and quantity of food served are under periodic monitoring.

3 (iv) Reports of expenditure incurred are given in the AWP&B 2008-09 also.

4 (i) to (xii) Noted.



- 20.1 Reliability of the figures is sought to be further improved through improvement in the flow of reports from Schools to Districts and from District Level to the State Level.
- 20.2 The picture has become clearer now with improved flow of information from schools. However, fund flow/release is still a long-drawn process.
- 20.3 Construction of all 2539 kitchen sheds is still in progress. The new target date of completion is end of March 2008 or middle of April 2008.
- 20.4 This work is fully completed.
- 20.5 Full information is still awaited from one District. The same is expected to be received within a week or two and then consolidated claims will be preferred to MHRD
- 20.6 Same as at 2.5 above
- 20.7 Districts have been asked to institute enquiry into the allegations made in the press. Reports are still awaited.

Feedback/comments in respect of report of Monitoring Institutions designated for your State/UT to monitor implementation of MDM and action taken thereon.

The copy of the report of the monitoring institution on MDM Programme for the State of Meghalaya was received very recently. In the meeting held on the 12.02.2008 with the District Officers of Elementary & Mass Education, the findings and the observations of the monitoring institute was discussed as one of the agenda items. The District officers have been instructed to furnish their comments on the report. The points raised in the report like appointment of cooks and helpers so that teachers are not made to cook mid day meals were explained and necessary advice was given on how to circumvent the particular problem highlighted therein. The District Commissioners have also been requested to ensure that allotment and lifting of foodgrains is regular and timely.

It is a fact that there had been some disruptions in giving MDM to the school children during the rainy seasons due to the absence of good kitchen sheds. With the construction of kitchen sheds in 2539 Government L.P. Schools and better convergence with the schemes like NREGS, this situation is expected to significantly improve.

ACTION PLAN 2008-09

PART - A: GENERAL INFORMATION

Table - 1
Annual Work Plan and Budget 2008-09

Table-1

[Mid-Day Meal Scheme]

GENERAL INFORMATION-2007-08

State: MEGHALAYA

1. No. of children availing Mid-Day Meal as on 30.9.2007

	SC	ST	OBC	Minority	Others	Total
Girls	2700	312187	610	5124	4369	324990
Boys	2755	280222	442	5220	4780	302606
Total	5455	601469	1051	10463	9158	627596

2. Staff (Cook/helper/others) employed under Mid Day Meal Scheme

	SC	ST	OBC	Minority	Others	Total
(1)	(2)	(2)	(3)	(4)	(5)	(6)
Male	85	2837			63	2985
Female	62	4078			64	4204
Total	147	6915	0	0	127	7189

Source : Reports from Districts

3. Salary paid to Staff (Cook/helper/others) employed under Mid Day Meal Scheme

Staff	Average Monthly Salary	Remarks/basis/norms for appointment and payment of wages
Cook		@ Rs. 0.40 per child per day
Helper		
Others		

4. Break-up of nutrition content and cost of meal per child per day as per State Nutrition/Expenditure Norm including Central Assistance & State contribution (unit cost).

A. Primary

Sl. No.	Food item	Quantity (in gms)	Cost of Qty Recommended (in Rs.)	Calories	Protein content (in gms)
(1)	(2)	(2)	(3)	(4)	(5)
1	Foodgrains (Wheat/Rice)	100	Supplied free	340	8
2	Pulses	20	0.50	70	5
3	Vegetables (in leafy)	50	0.50	25	
4	Oil & fat	5	0.25	45	
5	Salt & Condiments		0.15		
6	Fuel		0.20		
7	Labour & other administrative charge		0.40		
8	any other items				
	Total	175	2.00	480	13

B. Upper Primary

Sl. No.	Food item	Quantity (in gms)	Cost of Qty Recommended (in Rs.)	Calories	Protein content (in gms)
(1)	(2)	(2)	(3)	(4)	(5)
1	Foodgrains (Wheat/Rice)	150	Supplied free	510	12
2	Pulses	30	0.75	110	8
3	Vegetables (in leafy)	60	0.60	35	
4	Oil & fat	5	0.25	45	
5	Salt & Condiments		0.15		
6	Fuel		0.25		
7	Labour & other administrative charge		0.50		
8	any other items				
	Total	245	2.50	700	20

Proforma for Furnishing Details of Provisions made in the State Budget 2008-09

State : MEGHALAYA

(Rs. In lakh)

1) Cooking Cost : Primary

Year	Allocations in State/UT Budget			Total Expenditure
	Central Assistance (Reimbursement)	State Contribution	Total	
1	2	3	4	5
2005-06	687.78	135.00	822.78	822.78
2006-07	659.73	210.67	870.40	870.4
2007-08	2372.31	300.00	2672.31	1213.85
2008-09				Not Applicable

2) Cooking Cost : Upper Primary

Year	Allocations in State/UT Budget			Total Expenditure
	Central Assistance (Reimbursement)	State Contribution	Total	
1	2	3	4	5
2007-08	95.88	8.34	104.22	0
2008-09			0.00	Not Applicable

3) Cost of meal per child per day, as per State Expenditure Norm including Central Assistance & State contribution (Unit Cost). [Excluding Cost of Foodgrains]

Year	Primary	Upper Primary
2005-06	1.00	---
2006-07	2.00	---
2007-08	2.00	2.50
2008-09	2.00	2.50

4) Construction of Kitchen-cum-Stores

Year	Provision in the State Budget			Expenditure
	Central assistance (Re-imburement)	State Contribution if any including through convergence	Total	
2006-07				
2007-08	1804.20	0	1804.20	0
2008-09				Not Applicable

NB. Funds for kitchen sheds was released in January 2008.

5) Procurement of Kitchen Devices

Year	Provision in the State Budget			Expenditure
	Central assistance (Re-imburement)	State Contribution if any including through convergence	Total	
2006-07	72.48	0	72.48	72.48
2007-08	23.40	0	23.40	0
2008-09				Not Applicable

NB. Fund for 2007-08 is yet to be released by State Finance Department



 (Signature)
 Secretary of Nodal Department

Table-3
Annual Work Plan and Budget 2008-09
[Mid-Day Meal Scheme]

Table-3

District wise information on number of Institutions under MDM Scheme for Primary Stage (Classes I-IV)

State: MEGHALAYA

(As on 30th Sep., 2007)

S.No.	Name of District	No. of Institutions					No. of Institutions regularly serving MDM					Diff. Between (7) -(12)
		Classes I-IV (Govt+LB)	Classes I-IV (GA)	EGS Centres	AIE Centres	Total (col 3+4+5+6)	Classes I-IV (Govt+LB)	Classes I-IV (GA)	EGS Centres	AIE Centres	Total (col.8+9+10+11)	
1	2	3	4	5	6	7	8	9	10	11	12	13
1	East Khasi Hills	467	732	110		1309	194	902	213		1309	0
2	Ri-Bhoi	391	174	61		626	134	332	159		625	1
3	West Khasi Hills	537	738	104		1379	274	881	224		1379	0
4	Jaintia Hills	519	213	356		1088	321	296	470		1087	1
5	East Garo Hills	637	215	179		1031	486	265	255		1006	25
6	West Garo Hills	1189	291	240		1720	851	494	277		1622	98
7	South Garo Hills	403	112	147		662	279	142	191		612	50
	Total	4143	2475	1197	0	7815	2539	3312	1789	0	7640	175

Govt: Government Schools


LB: Local Body Schools

GA: Govt Aided Schools

Reasons for the difference in col. 13

175 EGS Centres were included in AWP&B 2007-08 but not approved by PAB.

Date: _____



(Signature)

Secretary of the Nodal Department
Government/UT Administration of _____

Table-3A
Annual Work Plan and Budget 2008-09
[Mid-Day Meal Scheme]

Table-3A

District wise information on number of Institutions under MDM Scheme for Upper Primary Stage (Classes V-VII)
in Educationally Backward Blocks (EBBs)

State: MEGHALAYA

(As on 31st Dec., 2007)

S. No.	Name of District	No. of Institutions (In EBBs)					No. of Institutions regularly serving MDM (in EBBs)					Diff. Between (7) -(12)
		(Govt+LB)	(GA)	EGS Centres	AIE Centres	Total (col 3+4+5+6)	(Govt+LB)	(GA)	EGS Centres	AIE Centres	Total (col.8+9+10+11)	
1	2	3	4	5	6	7	8	9	10	11	12	13
1	East Garo Hills	73	27			100	73	27			100	0
												0
2	West Garo Hills	115	196			311	115	196			311	0
												0
3	South Garo Hills	29	28			57	29	28			57	0
												0
	Total	217	251	0	0	468	217	251	0	0	468	0

Govt: Government Schools
LB: Local Body Schools
GA: Govt Aided Schools

- i) No of actual school working days during 1.10.2007 to 31.12.2007
ii) No. of days mid-day meal served during 1.10.2007 to 31.12.2007

SCHOOL	EGS	AIE
87		
87		

Reasons for the difference in col. 13

Date: _____



(Signature)

Secretary of the Nodal Department
Government/UT Administration of _____

Table-3B
Annual Work Plan and Budget 2008-09
[Mid-Day Meal Scheme]

Table-3B

District wise information on number of Institutions under MDM Scheme for Upper Primary Stage (Classes V-VII)

State: MEGHALAYA

(As on 30th, Sep., 2007)

S. No.	Name of District	No. of institutions having upper primary classes WITHOUT primary classes (classes I-IV) attached to them					No. of Institutions having upper primary classes WITH primary classes (classes I-IV) attached to them					Total (col 7+12)
		(Govt+LB) SSA Schools Included	(GA)	EGS Centres	AIE Centres	Total (col 3+4+5+6)	(Govt+LB) SSA Schools Included	(GA)	EGS Centres	AIE Centres	Total (col 8+9+10+11)	
1	2	3	4	5	6	7	8	9	10	11	12	13
1	East Khasi Hills	236	214			450	5	0			5	455
2	Ri-Bhoi	139	78			217	2	6			8	225
3	West Khasi Hills	216	184			400	4	0			4	404
4	Jaintia Hills	209	95			304	2	2			4	308
5	East Garo Hills	202	92			294	0	0			0	294
6	West Garo Hills	171	242			413	0	8			8	421
7	South Garo Hills	93	59			152	0	0			0	152
	Total	1266	964	0	0	2230	13	16	0	0	29	2259

Govt: Government Schools

LB: Local Body Schools

GA: Govt Aided Schools

Date: _____



(Signature)

Secretary of the Nodal Department
 Government/UT Administration of _____

Table-4
Annual Work Plan and Budget 2008-09
[Mid-Day Meal Scheme]

Table-4

District-wise information on Enrolment and Children availing MDM for 2007-08 for Primary Stage (Classes I - IV)
(Only in MS-Excel Format)

State: MEGHALAYA

(As on 30th Sep., 2007)

S. No.	Name of District	Total Enrolment				No. of children availing MDM*			
		Classes I-IV (Govt+LB+GA)	EGS Centres	AIE Centres/ Pre Primary Schools	Total (col 3+4+5)	Classes I-IV (Govt+LB+GA)	EGS Centres	AIE Centres	Total (col.7+8+9)
1	2	3	4	5	6	7	8	9	10
1	East Khasi Hills	88744	4207	55950	148901	148235	6885		155120
2	Ri-Bhoi	30427	2024	27044	59495	44496	5859		50355
3	West Khasi Hills	71143	4678	40066	115887	93526	14748		108274
4	Jaintia Hills	49931	17944	35844	103719	61737	17424		79161
5	East Garo Hills	55461	5027	36000	96488	60868	5514		66382
6	West Garo Hills	93012	12921	64185	170118	117951	12551		130502
7	South Garo Hills	21802	4420	16583	42805	32106	5696		37802
	Total	410520	51221	275672	737413	558919	68677	0	627596

(Note: Enrolment figures as in 30th Sep 2007 includes enrolment in Pre-Primary. The figure are as per latest DISE.)

* District wise aggregation of actual no. of children availing MDM based on school level MDM attendance register maintained.

Govt: Government Schools


LB: Local Body Schools

GA: Govt Aided Schools

- i) No of actual school working days during 1.4.2007 to 31.12.2007:
ii) No. of days mid-day meal served during 1.4.2007 to 31.12.2007:

SCHOOL	EGS	AIE
210	210	
210	210	

Date: _____

 (Signature)

Secretary of the Nodal Department
Government/UT Administration of _____

Table-4A
Annual Work Plan and Budget 2008-09
[Mid-Day Meal Scheme]

Table-4A

District-wise information on Enrolment and Children availing MDM for 2008-09 for Upper Primary Stage (Classes V-VII)
 (Only in MS-Excel Format)

State: MEGHALAYA

S. No.	Name of District	Total Enrolment as on 30.9.07				No. of children likely to avail MDM in 2008-09			
		Classes V-VII (Govt+LB+GA)	EGS Centres	AIE Centres	Total (col 3+4+5)	Classes V VII (Govt+LB+GA)	EGS Centres	AIE Centres	Total (col.7+8+9)
1	2	3	4	5	6	7	8	9	10
1	East Khasi Hills	52411			52411	51710			51710
2	Ri-Bhoi	14440			14440	14440			14440
3	West Khasi Hills	25322			25322	25322			25322
4	Jaintia Hills	27093			27093	27093			27093
5	East Garo Hills	11751			11751	11751			11751
6	West Garo Hills	34924			34924	34924			34924
7	South Garo Hills	9584			9584	9584			9584
	Total	175525			175525	174824			174824

NB The figures are as per latest DISE. Difference of figures in Col-6 and Col-10 is due to exclusion of RK Mission Schools.

Govt: Government Schools
 LB: Local Body Schools
 GA: Govt Aided Schools

Date: _____



(Signature)

Secretary of the Nodal Department
 Government/UT Administration of _____

Table-5
Annual Work Plan and Budget 2008-09
 [Mid-Day Meal Scheme]
 For Primary Stage (Classes I-IV)

Table-5


State: MEGHALAYA

I. Anticipated Working Days for Schools & EGS Centres between April, 2008 & March, 2009

S. No.	Month	Total No. of Days in the month	Deduct Holidays				Total Holidays (4+7)	Anticipated No. of Working Days (3-8)	Remarks
			Vacation Days	Holidays outside Vacation period					
				Sundays	Other School Holidays	Total			
1	2	3	4	5	6	7	8	9	10
1	April,08	30		4	4	8	8	22	
2	May,08	31	1	4	5	9	10	21	
3	June,08	30		5	4	9	9	21	
4	July,08	31	5	4	4	8	13	18	
5	August,08	31	1	5	5	10	11	20	
6	September,08	30		4	4	8	8	22	
7	October,08	31	5	4	4	8	13	18	
8	November,08	30		5	5	10	10	20	
9	December,08	31	9	4	4	8	17	14	
10	January,09	31	22	4	5	9	31	0	
11	February,09	28	8	4	4	8	16	12	
12	March,09	31		5	4	9	9	22	
	Total	365	51	52	52	10		210	

II. Anticipated No. of average Working Days per AIE Centre between April, 2008 and March, 2009.

Date: _____


 (Signature)

Secretary of the Nodal Department
 Government/UT Administration of _____

Seal:

Table-5A
Annual Work Plan and Budget 2008-09
 [Mid-Day Meal Scheme]
For Upper Primary Stage (Classes V-VII)

Table-5A


State: MEGHALAYA

I. Anticipated Working Days for Schools & EGS Centres between April, 2008 & March, 2009

S. No.	Month	Total No. of Days in the month	Deduct Holidays				Anticipated No. of Working Days (3-8)	Remarks	
			Vacation Days	Holidays outside Vacation period		Total Holidays (4+7)			
				Sundays	Other School Holidays				Total
1	2	3	4	5	6	7	8	9	10
1	April,08	30		4	4	8	8	22	
2	May,08	31	1	4	5	9	10	21	
3	June,08	30		5	4	9	9	21	
4	July,08	31	5	4	4	8	13	18	
5	August,08	31	1	5	5	10	11	20	
6	September,08	30		4	4	8	8	22	
7	October,08	31	5	4	4	8	13	18	
8	November,08	30		5	5	10	10	20	
9	December,08	31	9	4	4	8	17	14	
10	January,09	31	22	4	5	9	31	10	
11	February,09	28	8	4	4	8	16	12	
12	March,09	31		5	4	9	9	22	
Total		365	51	52	53	10	10	210	

II. Anticipated No. of average Working Days per AIE Centre between April, 2008 and March, 2009.

Date: _____


 (Signature)

Secretary of the Nodal Department
 Government/UT Administration of _____

Seal:

ANNUAL WORK PLAN & BUDGET 2008-09

ACTION PLAN 2008-09

PART - B: PROGRESS DURING 2007-08

(01-04-07 to 31-12-07)

Table-6
Annual Work Plan and Budget 2008-09
[Mid-Day Meal Scheme]


District-wise information on Lifting and Utilization of foodgrains at school level during 2007-08 for Primary Stage (Classes I-IV)
 (Only in MS-Excel Format)

For the period 1.4.2007 to 31.12.2007
 [Quantity in MTs]

State: MEGHALAYA

S. No.	Name of District	Rice						Wheat					
		Allocation for the year 2007-08	Opening Balance as on 1.4.2007	Lifted	Aggregate quantity Consumed at School level	Balance* (Stock in hand) as on 31.12.2007 [col.4+5-6]	% Consumption (% of 6 on 3)	Allocation for the year 2007-08	Opening Balance as on 1.4.2007	Lifted	Aggregate quantity Consumed at School level	Balance* (Stock in hand) as on 31.12.2007 [col.10+11-12]	% Consumption (% of 12 on 9)
1	2	3	4	5	6	7	8	9	10	11	12	13	14
1	East Khasi Hills	3257.52		2336.800	2336.800	920.72	71.74%						
2	Ri-Bhoi	1057.46		936.800	936.800	120.66	88.59%						
3	West Khasi Hills	2273.75		676.768	676.768	1596.98	29.76%						
4	Jaintia Hills	1662.38		1361.553	1361.553	300.83	81.90%						
5	East Garo Hills	1394.02		1003.563	1003.563	390.46	71.99%						
6	West Garo Hills	2740.54		2010.038	2010.038	730.50	73.34%						
7	South Garo Hills	793.84		588.625	588.625	205.22	74.15%						
	Total	13179.51	0	8914.147	8914.147	4265.363	67.64%	0	0	0	0	0	0

*: includes unspent balance at State, District & Block levels as on 31.12.07


 (Signature)
 Secretary of the Nodal Department
 Government/UT Administration of Meghalaya

Date: _____

Seal: _____

- 32 -

Table-6A
Annual Work Plan and Budget 2008-09
[Mid-Day Meal Scheme]

Table-6A

District-wise information on Lifting and Utilization of foodgrains at school level during 2007-08 for Upper Primary Stage (Classes V-VII) in Educationally Backward Blocks (EBBs)

(Only in MS-Excel Format)

For the period 1.10.2007 to 31.12.2007

State: MEGHALAYA

S. No.	Name of District	Rice					Wheat				
		Allocation for the year 2007-08	Lifted	Aggregate quantity Consumed at School level	Balance* (Stock in hand) as on 31.12.2007 [col.4-5]	% Consumption (% of 5 on 3)	Allocation for the year 2007-08	Lifted	Aggregate quantity Consumed at School level	Balance* (Stock in hand) as on 31.12.2007 [col.9-10]	% Consumption (% of 10 on 8)
1	2	3	4	5	6	7	8	9	10	11	12
1	East Khasi Hills										
2	Ri-Bhoi										
3	West Khasi Hills										
4	Jaintia Hills			-----Nil-----							
5	East Garo Hills										
6	West Garo Hills										
7	South Garo Hills										
	Total	0	0	0	0	0	0	0	0	0	0

*: includes unspent balance at State; District & Block levels as on 31.12.07

Date: _____


(Signature)

Secretary of the Nodal Department
 Government/UT Administration of _____

Seal:

Table-7
Annual Work Plan and Budget 2008-09
[Mid-Day Meal Scheme]

Table-7

District-wise information on Cooking Assistance released and Utilised* during 2007-08 for Primary Stage (Classes I - IV)
(Only in MS-Excel Format)

(For the period 1.4.2007 to 31.12.2007)

State: MEGHALAYA

[In Rs.]

S. No.	Name of District	Allocation for 2007-08 (Note: 1)	Opening Balance as on 1.4.2007 (Note: 1)	Cooking assistance received (Note: 1)	Utilisation* of Cooking assistance at school level (Note:1)	Unspent Balance as on 31.12.07 [Col. 4+5-6] (Note:1 & 2)	% Utilisation (% of 6 on 3)
1	2	3	4	5	6	7	8
1	East Khasi Hills	65150400	726447	39663563	39663563	726447	60.88%
2	Ri-Bhoi	21149100	0	20366181	12465279	7900902	58.94%
3	West Khasi Hills	45475080	4157797	25119568	15486214	13791151	34.05%
4	Jaintia Hills	33247620	3265207	18365352	18971092	2659467	57.06%
5	East Garo Hills	27880440	0	27401354	15877910	11523444	56.95%
6	West Garo Hills	54810840	0	53872531	31214773	22657758	56.95%
7	South Garo Hills	15876840	0	15428811	9218093	6210718	58.06%
	Total	263590320	8149451	200217360	142896924	65469887	54.21%

* please refer para 4.4 of D. O. letter 14.1.2008 from JS(EE.1)

Note 1: Includes Central Assistanace & State Contribution, both in terms of funds and monetary value of the commodities supplied by the State/UT.

Note 2: Unspent balance is aggregate of unspent balances at District, Block, Village/Panchayat & School level.

Date: _____


(Signature)

Secretary of the Nodal Department
Government/UT Administration of _____
Seal

Table-7A
Annual Work Plan and Budget 2008-09
[Mid-Day Meal Scheme]

Table-7A

**District-wise information on Cooking Assistance released and utilised* during 2007-08 for Upper Primary Stage (Classes V - VII) in
 Educational Backward Blocks (EBBs)**
 (Only in MS-Excel Format)

(For the period 1.10.2007 to 31.12.2007)

State: **MEGHALAYA**


[Rs. in Lakh]

S. No.	Name of District	Allocation for 2007-08 [Note : 1]	Cooking assistance received [Note : 1]	Utilisation* of Cooking assistance at school level [Note : 1]	Unspent balance as on 31.12.07 [Col.4-5] (Note:1 & 2)	% Utilisation (% of 5 on 3)
1	2	3	4	5	6	7
1	East Garo Hills	1169498	0	0		
2	West Garo Hills	8341777	0	0		
3	South Garo Hills	1042200	0	0		
	Total	10553475	0	0		

* please refer para 4.4 of D.O. letter 14.1.2008 from JS(EE.1)

Note Includes Central Assistanace & State Contribution, both in terms of funds and monetary value of the commodities supplied by the State/UT
 Note Unspent balance is aggregate of unspent balances at District, Block, Village/Panchayat & School level.

Date: _____


 (Signature)

Secretary of the Nodal Department
 Government/UT Administration of _____

Seal

Table-8
Annual Work Plan and Budget 2008-09
[Mid-Day Meal Scheme]
Kitchen Shed Construction
Achievement during 2007-08 [out of MDMS funds]

Table-8

State: MEGHALAYA


As on 31.12.2007

Sl. No.	District	Allocation* Physical			Allocation* Financial (Rs. in Lakh)			Completed (C)		In progress (IP)		Total (C+IP) Achievement		Yet to be started		Achievement as % of allocation	
		2006-07	2007-08	Total	2006-07	2007-08	Total	Physical	Financial (Rs. in lakh)	Physical	Financial (Rs. in lakh)	Physical [col. 9+11]	Financial (Rs. in lakh) [col. 10+12]	Physical [col. 5-13]	Financial (Rs. in lakh) [col. 8-14]	Physical [% of 13 on 5]	Financial [% of 14 on 8]
1	2	3	4	5	6	7	8	9	10	11	12	13	14	15	16	17	18
1	East Khasi Hills		194	194		11640000.00	11640000.00			194	11640000.00						
2	Ri-Bhoi		134	134		8040000.00	8040000.00			134	8040000.00						
3	West Khasi Hills		274	274		16440000.00	16440000.00			274	16440000.00						
4	Jaintia Hills		321	321		19260000.00	19260000.00			321	19260000.00						
5	East Garo Hills		486	486		29160000.00	29160000.00			486	29160000.00						
6	West Garo Hills		851	851		51060000.00	51060000.00			851	51060000.00						
7	South Garo Hills		279	279		16740000.00	16740000.00			279	16740000.00						
	Total		2539	2539		152340000.00	152340000.00	0	0	2539	152340000.00						

* District-wise allocation made by State/UT out of Central Assistance provided for the purpose.

**Note: Fund for Construction of Kitchen Sheds has been released to the District during January 2008.

At the Time of Submission of AWP&B 2008-09 construction of Kitchen sheds in schools is in Progress


(Signature)

Secretary of the Nodal Department
Government/UT Administration of _____
Seal

Table-8A
Annual Work Plan and Budget 2008-09
[Mid-Day Meal Scheme]


Table-8A

Kitchen Shed Construction
Achievement during 2007-08 [Through Convergence]

State: MEGHALAYA

As on 31.12.2007

Sl. No.	District	Allocation Physical			Allocation Financial (Rs. in Lakh)			Completed (C)		In progress (IP)		Total (C+IP) Achievement		Yet to be started		Achievement as % of allocation	
		2006-07	2007-08	Total	2006-07	2007-08	Total	Physical	Financial (Rs. in lakh)	Physical	Financial (Rs. in lakh)	Physical [col. 9+11]	Financial (Rs. in lakh.) [col. 10+12]	Physical [col. 5-13]	Financial (Rs. in lakh) [col. 8-14]	Physical [% of 13 on 5]	Financial [% of 14 on 6]
1	2	3	4	5	6	7	8	9	10	11	12	13	14	15	16	17	18
1	East Khasi Hills																
2	Ri-Bhoi																
3	West Khasi Hills				NIL							NIL					
4	Jaintia Hills																
5	East Garo Hills																
6	West Garo Hills																
7	South Garo Hills																
	Total	0	0	0	0	0.00	0.00	0	0.00	0	0	0	0	0	0		

 (Signature)

Secretary of the Nodal Department

Government/UT Administration of _____

Seal

Table-9
Annual Work Plan and Budget 2008-09
[Mid-Day Meal Scheme]
Kitchen Devices Procurement
Achievement during 2007-08 [Out of MDM Funds]

Table-9

State: MEGHALAYA

As on 31.12.2007

Sl. No.	District	Allocation* Physical			Allocation* Financial (Rs. in Lakh)			Completed (C)		In progress (IP)		Total (C+IP) Achievement		Yet to be started		Achievement as % of allocation	
		2006-07	2007-08	Total	2006-07	2007-08	Total	Physical	Financial (Rs. in lakh)	Physical	Financial (Rs. in lakh)	Physical [col. 9+11]	Financial (Rs. in lakh.) [col. 10+12]	Physical [col 5-13]	Financial Rs. in lakh) [col 8-14]	Physical [% of 13 on 5]	Financial [% of 14 on 6]
1	2	3	4	5	6	7	8	9	10	11	12	13	14	15	16	17	18
1	East Khasi Hills	300	-	300	1500000.00	-	1500000.00	300	1500000.00	-	-	300	1500000.00			100%	100%
2	Ri-Bhoi	110	-	110	549000.00	-	549000.00	110	549000.00	-	-	110	549000.00			100%	100%
3	West Khasi Hills	210	-	210	1050000.00	-	1050000.00	210	1050000.00	-	-	210	1050000.00			100%	100%
4	Jaintia Hills	210	-	210	1050000.00	-	1050000.00	210	1050000.00	-	-	210	1050000.00			100%	100%
5	East Garo Hills	210	-	210	1050000.00	-	1050000.00	210	1050000.00	-	-	210	1050000.00			100%	100%
6	West Garo Hills	300	-	300	1500000.00	-	1500000.00	300	1500000.00	-	-	300	1500000.00			100%	100%
7	South Garo Hills	110	-	110	549000.00	-	549000.00	110	549000.00	-	-	110	549000.00			100%	100%
	Total	1450	-	1450	7248000.00	-	7248000.00	1450	7248000.00	-	-	1450	7248000.00	0	0	100%	100%

* District-wise allocation made by State/UT out of Central Assistance provided for the purpose.

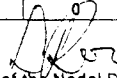

 Secretary of the Nodal Department
 Government/UT Administration of _____
 Seal


Table 9A

Table-9A
Annual Work Plan and Budget 2008-09
[Mid-Day Meal Scheme]
Kitchen Devices Procurement
Achievement during 2007-08 [Through Convergence]

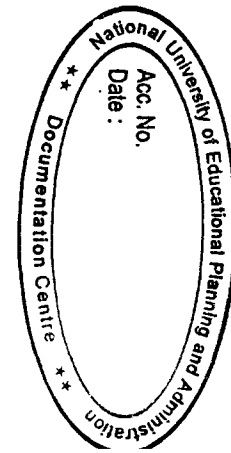
State: MEGHALAYA

As on 31.12.2007

Sl. No.	District	Allocation Physical			Allocation Financial (Rs. in Lakh)			Completed (C)		In progress (IP)		Total (C+IP) Achievement		Yet to be started		Achievement as % of allocation	
		2006-07	2007-08	Total	2006-07	2007-08	Total	Physical	Financial (Rs. in lakh)	Physical	Financial (Rs. in lakh)	Physical [col. 9+11]	Financial (Rs. in lakh.) [col. 10+12]	Physical [col. 5-13]	Financial (Rs. in lakh) [col. 8-14]	Physical [% of 13 on 5]	Financial [% of 14 on 4]
1	2	3	4	5	6	7	8	9	10	11	12	13	14	15	16	17	18
1	East Khasi Hills																
2	Ri-Bhoi																
3	West Khasi Hills				-----NIL-----							-----NIL-----					
4	Jaintia Hills																
5	East Garo Hills																
6	West Garo Hills																
7	South Garo Hills																
	Total	0	0	0	0	0.00	0.00	0	0.00	0	0	0	0.00	0	0		


(Signature)

Secretary of the Nodal Department
 Government/UT Administration of _____
 Seal



ANNUAL WORK PLAN & BUDGET 2008-09

ACTION PLAN 2008-09

PART - C: REQUIREMENTS FOR 2008-09

Table-10
Annual Work Plan and Budget 2008-09
[Mid-Day Meal Scheme]

Table 10

Requirement of Central Assistance towards Foodgrains, Cooking Assistance & Transport Assistance for 2008-09 for Primary Stage (Classes I-IV)
(Only in MS-Excel Format)

State: MEGHALAYA

S. No.	Name of District	No. of children availing MDM* as on 30.9.07 (Please also refer to Table-4)				Anticipated No. of working days			Requirement of Foodgrains (in MTs)			Requirement of Cooking Assistance (Rs. in lakh) [Note:2]	Requirement of Transport Assistance (Rs. in lakh) [Note:3]
		Classes I-IV (Govt+LB+GA)	EGS Centres	AIE Centres/ Pre Primary Schools	Total (col. 3+4+5)	Classes I-IV (Govt+LB+GA)	EGS Centres	AIE Centres/ Pre Primary Schools	Total [Note:1]	Rice	Wheat		
1	2	3	4	5	6	7	8	9	10	11	12	13	14
1	East Khasi Hills	84759	4207	54710	143676	210	210	210	3017.20	3017.20		54309528.00	377495
2	Ri-Bhoi	30427	2024	27044	59495	210	210	210	1249.40	1249.40		22489110.00	15674
3	West Khasi Hills	71143	4678	40066	115887	210	210	210	2433.63	2433.63		43805286.00	304203
4	Jaintia Hills	49931	17944	35844	103719	210	210	210	2178.10	2178.10		39205782.00	272262
5	East Garo Hills	55461	5027	36000	96488	210	210	210	2026.25	2026.25		36472464.00	253281
6	West Garo Hills	93012	12921	64185	170118	210	210	210	3572.48	3572.48		64304604.00	446559
7	South Garo Hills	21802	4420	16583	42805	210	210	210	898.91	898.91		16180290.00	112363
	Total	406535	51221	274432	732188				15375.95	15375.95		276767064.00	1921994

NB: Figures as per latest DISE


Govt: Government Schools
LB: Local Body Schools
GA: Govt Aided Schools

Note:1 [(3x7)+(4x8)+(5x9)]x100x0.0001 MTs

Note:2 [(3x7)+(4x8)+(5x9)]xRs.1.8 for NE States viz. Arunachal Pradesh, Assam, Manipur, Meghalaya, Mizoram, Nagaland, Sikkim & Tripura.
[(3x7)+(4x8)+(5x9)]xRs. 1.5 for other States/UTs

Note:3 [col.10]x Rs. 1250 for Special Category States viz. Arunachal Pradesh, Assam, Manipur, Meghalaya, Mizoram, Nagaland, Sikkim, Tripura, Uttranchal, HP and J&K
[col.10]x Rs. 750 for other States/UTs

Date: _____


(Signature)

Secretary of the Nodal Department

Government/UT Administration of _____

Seal:

**Annual Work Plan and Budget 2008-09
[Mid-Day Meal Scheme]**

Table-10A

**Requirement of Central Assistance towards Foodgrains, Cooking Assistance & Transport Assistance for 2008-09 for Upper Primary Stage (Classes V-VII)
(Only in MS-Excel Format)**

State: **MEGHALAYA**

S. No.	Name of District	No. of children likely to avail MDM in 2008-09 (Please also refer to Table-4A)				Anticipated No. of working days			Requirement of Foodgrains (in MTs)			Requirement of Cooking Assistance (Rs. in lakh) [Note:2]	Requirement of Transport Assistance (Rs. in lakhs) [Note:3]
		(Govt+LB+GA)	EGS Centres	AIE Centres	Total (col. 3+4+5)	(Govt+LB+GA)	EGS Centres	AIE Centres	Total [Note:1]	Rice	Wheat		
1	2	3	4	5	6	7	8	9	10	11	12	13	14
1	East Khasi Hills	51710			51710	210			1628.87	1628.87		24975930.00	2036081.25
2	Ri-Bhoi	14440			14440	210			454.86	454.86		6974520.00	568575.00
3	West Khasi Hills	25322			25322	210			797.64	797.64		12230526.00	997050.00
4	Jaintia Hills	27093			27093	210			853.43	853.43		13085919.00	1066786.88
5	East Garo Hills	11751			11751	210			370.16	370.16		5675733.00	462695.63
6	West Garo Hills	34924			34924	210			1100.11	1100.11		16868292.00	1375132.50
7	South Garo Hills	9584			9584	210			301.90	301.90		4629072.00	377370.00
	Total	174824			174824				5506.95	5506.95		84439992.00	6883691.25

Govt: Government Schools

LB: Local Body Schools

GA: Govt Aided Schools

Note:1 [(3x7)+(4x8)+(5x9)]x150x0.0001 MTs

Note:2 [(3x7)+(4x8)+(5x9)]xRs.2.30 for NE States viz. Arunachal Pradesh, Assam, Manipur, Meghalaya, Mizoram, Nagaland, Sikkim & Tripura.

[(3x7)+(4x8)+(5x9)]xRs. 2.00 for other States/UTs

Note:3 [col.10]x Rs. 1250 for Special Category States viz. Arunachal Pradesh, Assam, Manipur, Meghalaya, Mizoram, Nagaland, Sikkim, Tripura, Uttaranchal, HP, and J&K
[col.10]x Rs. 750 for other States/UTs

Date: _____

(Signature)

Secretary of the Nodal Department

Government/UT Administration of _____

Seal:

Table-11
Annual Work Plan and Budget 2008-09
[Mid-Day Meal Scheme]


Table-11

Kitchen Shed Construction during 2008-09 in Primary Schools (Govt and Local Body only)
(Only in MS-Excel Format)

State: MEGHALAYA

Sl. No.	Districts	Total No. of Govt. + Local Body Schools as on 1.4.2006 (Classes I - IV)			No. of schools requiring Kitchen shed [Note:1]	No. of Kitchen sheds sanctioned during 2006-07 & 2007-08	Balance requirement of Kitchen Sheds (Col 4-5)	Proposal for construction of Kitchen sheds during 2008-09			
		Govt.	GA	Total				Out of MDMS		By Convergence with other development programme	
								Physical)	Financial (in Rs. in lakh)	Physical	Financial (in Rs. in lakh)
1	2	3	4	5	6	7	8	9	10	11	12
1	East Khasi Hills	194	902	1096	1096	194	902	902	54120000.00	-	-
2	Ri-Bhoi	134	332	466	466	134	332	332	19920000.00	-	-
3	West Khasi Hills	274	881	1155	1155	274	881	881	52860000.00	-	-
4	Jaintia Hills	321	296	617	617	321	296	296	17760000.00	-	-
5	East Garo Hills	486	265	751	751	486	265	265	15900000.00	-	-
6	West Garo Hills	851	494	1345	1345	851	494	494	29640000.00	-	-
7	South Garo Hills	279	142	421	421	279	142	142	8520000.00	-	-
	Total	2539	3312	5851	5851	2539	3312	3312	198720000.00		

Note 1: A copy of Statement showing district-wise requirement of Kitchen sheds as furnished by States/UTs during 2006-07 is enclosed herewith ready reference. This may please be kept in view filling column 4.


(Signature)

Secretary of the Nodal Department
Government/UT Administration of _____

Table-11A
Annual Work Plan and Budget 2008-09
[Mid-Day Meal Scheme]


Table-11A

Kitchen Shed Construction during 2008-09 for Upper Primary Stage (Govt and Local Body only)
(Only in MS-Excel Format)

State: MEGHALAYA

As on 31.12.2007

Sl. No.	Districts	Total No. of School having Upper Primary classes WITHOUT primary section attached to them	No. of schools out of column 3 requiring Kitchen sheds to be constructed	Proposal for construction of Kitchen sheds during 2008-09			
				Out of MDMS		By Convergence with other development programme	
				Physical)	Financial (in Rs. in lakh)	Physical	Financial (in Rs. in lakh)
1	2	3	4	5	6	7	8
1	East Khasi Hills	450	450	450	27000000.00		
2	Ri-Bhoi	217	217	217	13020000.00		
3	West Khasi Hills	400	400	400	24000000.00		
4	Jaintia Hills	304	304	304	18240000.00		
5	East Garo Hills	294	194	194	11640000.00		
6	West Garo Hills	413	102	102	6120000.00		
7	South Garo Hills	152	95	95	5700000.00		
	Total	2230	1762	1762	105720000.00	0	0



(Signature)

Secretary of the Nodal Department
Government/UT Administration of _____

Table-12
Annual Work Plan and Budget 2008-09
[Mid-Day Meal Scheme]

Table-12


Kitchen Devices Procurement during 2008-09 for Primary Stage
(Only in MS-Excel Format)

State: MEGHALAYA

(AS ON 31.12.07)

Sl. No.	Districts	Total No. of Govt. + Local Body Schools (Classes I - V)	No. of schools requiring Kitchen devices as on 1.4.2006	No. of schools for which Kitchen Devices sanctioned during 2006-07 & 2007-08	Balance requirement of Kitchen Devices (Col 4-5)	Proposal for procurement of Kitchen devices during 2008-09			
						Out of MDMS		By Convergence with other development programme	
						Physical	Financial (in Rs. in lakh)	Physical	Financial (in Rs. in lakh)
1	2	3	4		6	7	8	9	10
1	East Khasi Hills	1309	0	300	0	0	0	-	-
2	Ri-Bhoi	626	1	110	1	1	5000	-	-
3	West Khasi Hills	1379	0	210	0	0	0	-	-
4	Jaintia Hills	1088	1	210	1	1	5000	-	-
5	East Garo Hills	1031	25	210	25	25	125000	-	-
6	West Garo Hills	1720	98	300	98	98	490000	-	-
7	South Garo Hills	662	50	110	50	50	250000	-	-
	Total	7815	175	1450	175	175	875000		

NB: Proposal for procurement of kitchen devices include 267 newly upgraded SSA schools.


 (Signature)

Secretary of the Nodal Department
 Government/UT Administration of _____

Table-12A
Annual Work Plan and Budget 2008-09
[Mid-Day Meal Scheme]


Table-12A

Kitchen devices procurement during 2008-09 for Upper Primary Stage (Govt and Local Body only)
(Only in MS-Excel Format)

State: MEGHALAYA

As on 31.12.2007

Sl. No.	Districts	Total No. of Schools having Upper Primary classes WITHOUT primary section attached to them (Govt. + Local Body Schools)	No. of school out of column 3 requiring Kitchen devices	Proposal for procurement of Kitchen devices during 2008-09			
				Out of MDMS		By Convergence with other development programme	
				Physical)	Financial (in Rs. in lakh)	Physical	Financial (in Rs. in lakh)
1	2	3	4	5	6	7	8
1	East Khasi Hills	450	450	450	2250000.00		
2	Ri-Bhoi	217	217	217	1085000.00		
3	West Khasi Hills	400	400	400	2000000.00		
4	Jaintia Hills	304	304	304	1520000.00		
5	East Garo Hills	294	194	194	970000.00		
6	West Garo Hills	413	102	102	510000.00		
7	South Garo Hills	152	95	95	475000.00		
	Total	2230	1762	1762	8810000.00	0	0



(Signature)

Secretary of the Nodal Department
Government/UT Administration of _____

**Annual Work Plan and Budget 2008-09
[Mid-Day Meal Scheme]**

**Assistance for Management Monitoring and Evaluation 2008-09 for Primary + Upper Primary Stage
(Only in MS -Excel Format)**

Activities (Please list item-wise details as far as possible)	2007-08 (1.4.2007 to 31.12.2007)					2008-09				
	Allocated	Average Unit Cost	Phy	Expenditure (4) x (5)	Unspent balance on 31.12.2007 (Col 3-6)	Allocation entitled (Note:1)	Average unit cost	Phy	Fin (9) x (10)	Remarks
2	3	4	5	6	7	8	9	10	11	12
School Level Expenses										
(i) Form & Stationery		29.73	8121	-	241500.00	50% of MME funds eligible to State/UT	48.00	10074	483552.00	
(ii) Weighting machine & height Recorder		825.00	655	-	540375.00		1500.00	2000	3000000.00	
(iii) Replacement/repair/maintenance of cooking device, utensils, weighing machines etc.,	1181875.00	1000.00	400	-	400000.00		1200.00	500	600000.00	
Sub Total					1181875.00					4083552.00
Management, Supervision, Training and Internal Monitoring:						35% of MME funds eligible to State/UT				
(i) Staff salary		18000.00	12		216000.00		18000.00	12	216000.00	
(ii) Transport & Conveyance		5312.50	32		170000.00		53043.00	23	1219989.00	
(iii) Other Incidentals expenses	828375.00	4657.60	23		107125.00		3043.00	23	69989.00	
(iv) Furniture, hardware and consumables etc.		14576.08	23		335250.00	84375.00	16	1350000.00		
Sub Total					828375.00				2855978.00	
External Monitoring & Evaluation (please specify item wise)	354750.00	354750.00	1		354750.00	15% of MME funds eligible to			1 1224300.00	
Grand Total	2365000.00				2365000.00				8163830.00	

Please refer para 6.4 of NP-NPSE Guidelines 2006 for working out total MME funds eligible to States/UTs.

Date: _____



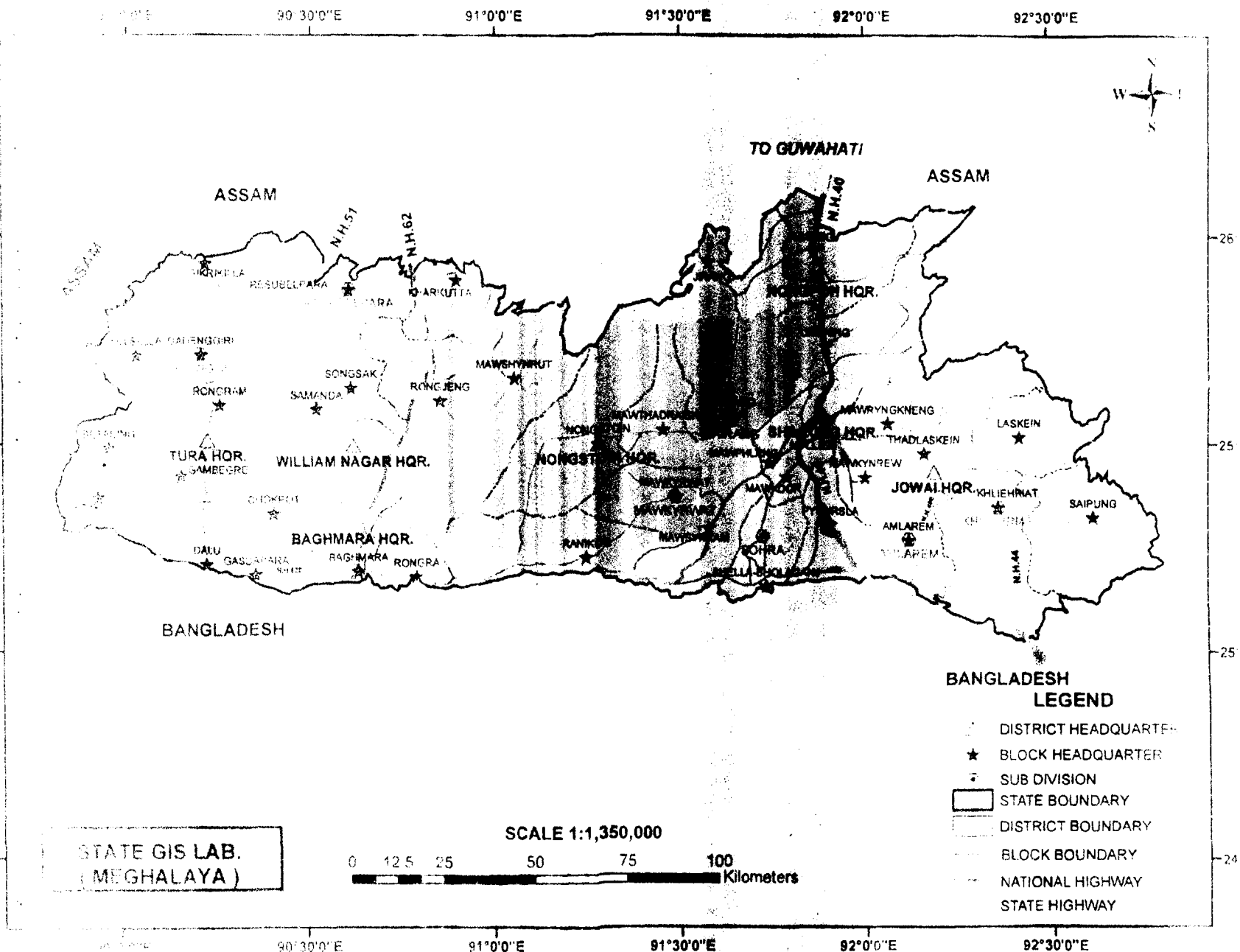
(Signature)

Secretary of the Nodal Department
Government/UT Administration of _____
Seal:

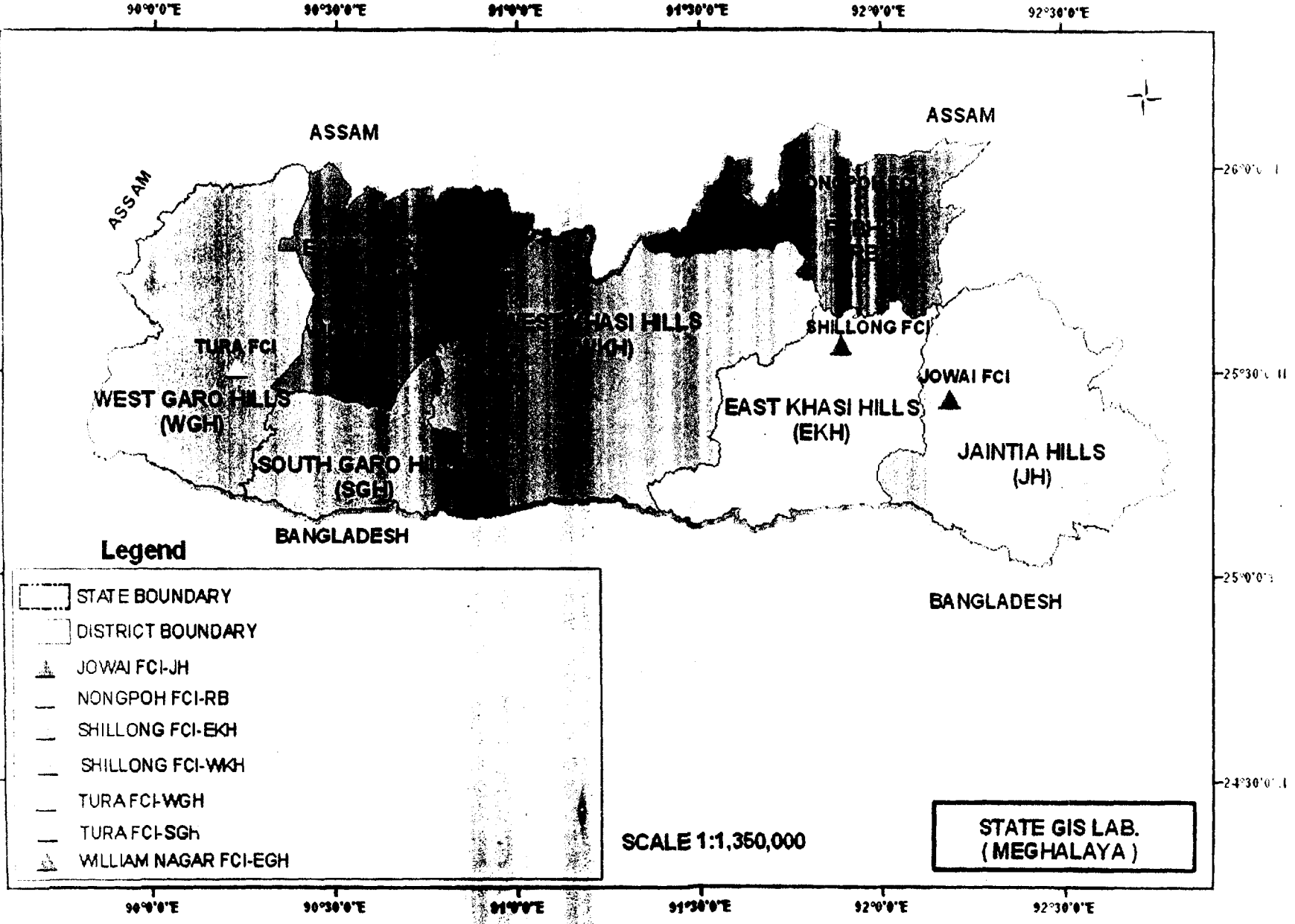
Menu for Mid Day Meal Programme in Schools

Khicdi		Khicdi with eggs		Dal - Bhat	
Ingredients		Ingredients		Ingredients	
Ricw	80 gms	Ricw	80 gms	Ricw	100 gms
Dal(Masuri)	20 gms	Dal(Masuri)	20 gms	Dal(Masuri)	25 gms
Oil	2.5 ml	Oil	2.5 ml	Oil	5 ml
Vegetables	20 gms (Mixed vegetables including green vegetables)	Vegetables	20 gms (Mixed vegetables including green vegetables)	Vegetables	20 gms
Salt	To taste	Salt	To taste	Salt	To taste
Trumeric	Pinch	Trumeric	Pinch	Trumeric	Pinch
Method		Method		Method	
* Wash rice and Dal and then cook together adding the vegetables till soft		*As in No.1 recipe. Only towards the end, the eggs are to be crushed together, added to the mixture and five minutes more of cooking it should be done		* Wash rice and cook with sufficient water till soft (do not throw water) Wash Dal and cook till soft, adding vegetables, salt and turmeric powder	
* Add Salt and turmeric, mix well.				* Season with mustard oil and and Dhania patta	
* Season with mustard oil and serve hot.				<i>Serve with rice while still hot</i>	
Nutritive value		Nutritive value		Nutritive value	
480 calories		480 calories		480 calories	
13 gms protein oil		13 gms protein oil + Mineral & Vitamins		13 gms protein oil + Mineral & Vitamins	
<i>Serve while still hot</i>				<i>Serve while still hot</i>	
Cost		Cost		Cost	
Dal @ 32/-	Rs.0.64	Dal @ 32/-	Rs.0.64	Dal @ 32/-	Rs.0.70
Oil @ 56/-	Rs.0.14	Oil @ 56/-	Rs.0.14	Oil @ 56/-	Rs.0.28
Sal and Vegetables	Rs.0.47	Salt and Vegetables& eggs	Rs.0.47	Sal and Vegetables	Rs.0.27
Fuel and Labour	Rs.0.75	Fuel and Labour	Rs.0.75	Fuel and Labour	Rs.0.75
Total - Rs.2.00		Total - Rs.2.00		Total - Rs.2.00	

ADMINISTRATIVE MAP OF MEGHALAYA



MAP SHOWING DISTRIBUTION OF FCI GODOWNS IN MEGHALAYA FOR MID DAY MEAL SCHEME




List of FCI Godowns and Wholesellers catering to Mid Day Meal Scheme

District	DI	FCI Godown		Wholeseller	No. of schools
East Khasi Hills	Shillong	FCI Shillong	1	B. Lyngdoh, Shillong	1309
			2	B.K.J.P., Shillong	
			3	D. Marwein, Shillong	
			4	S. Sawkmie, Myllem	
			5	C. Sawkmie, Myllem	
			6	O. B. Tariang, Myllem	
			7	W. Syiem, Myllem	
			8	W. Nonghuloo, Myllem	
			9	S. Sun, Mawphlang	
			10	B. Thabah, Mawphlang	
			11	K. Majaw, Mawphlang	
			12	B. Janong, Mawphlang	
			13	D. Sawkmei, Mawsynram	
			14	R. Nengnong, Mawsynram	
			15	B. Lyngdoh, Mawsynram	
			16	A. Mynsong, Pynursla	
			17	D. Warlarpih, Pynursla	
			18	I. Muknim, Pynursla	
			19	I. Laithma, Mawryngkneng	
			20	D. Warlarpih, Mawryngkneng	
	21	L. Mukhim, Mawryngkneng			
	22	Ngerson & Son's, Mawkynew			
	23	P. Tangsang, Mawkynew			
	24	E. Nongkhaw, Mawkynew			
	Sohra	FCI Shillong	25	Shri. P. Mawkhiew, Shella Bholagang	
26			Shri. B. Kurkalang, Khatarshnong Laitkroh		
West Khasi Hills	Nongstoin	FCI Shillong	1	Smt. M. Syiem, Nongstoin	1379
			2	Smt. R. Syiem, Mawshynrut	
	Mairang	FCI Shillong	3	Shri. A. S. Kharmawlong, Mairang	
			4	Shri. B. K. Thangmaw, Mairang	
	Mawkyrwat	FCI Shillong	5	Shri. J.S. Khardewsaw, Ranikor	
			6	Shri. M. Nongsiej, Mawkyrwat	
Ri Bhoi	Ri Bhoi	FCI Khanapara	1	C. Kharkongor, Umsning	625
			2	B. Kurbah, Byrnihat	
			3	N. Lyngdoh, Umroi	
			4	M. Syiem, Nongpoh	
			5	F. Nongphlang, Mawhati	
			6	B. Teron, Umden	
			7	S. Jyrwa, Patharkhmah	
Jaintia Hills	Jowai	FCI Khliehtyrshi	1	Smt. Hom Hinge, Thadlaskein	1087
			2	Smt. S. Sariang, Laskein	
	Amlarem	FCI Khliehtyrshi	3	Smt. Eurica Tariang, Amlarem	
	Khliehriat	FCI Khliehtyrshi	4	Shri. K. Langbang, Khliehriat	
			5	Shri. H. Bareh, Khliehriat	

District	DI	FCI Godown		Wholeseller	No. of schools
West Garo Hills	Tura	FCI Tura	1	M/S K. K. Nath, Tura	1622
			2	M/S Gautam P., Tura	
			3	M/S G Shankar Prasad, Rongram	
			4	M/S O.T. Sangma, Jengial	
			5	M/S Arnath Marak, Dalu	
			6	M/S Khan Marak, Gambegre	
	Ampati	FCI Tura	7	Shri. Arsing Marak	
			8	Smt. Kalpana Sangma	
			9	Shri. T. N. Gupta	
			10	Shri. Adrian Hajong	
			11	Smti. Probilla Sangma	
			12	Shri. Baliram singh	
	Dadenggre	FCI Tura	13	Shri. N. Sangma, Dadenggre	
			14	Shri G. S. Pradsad	
			15	Shri. P. Damal, Asim	
			16	Shri A. Prasad, Dadenggre	
			17	Shri. S. Prasad, Phulbari	
			18	Shri. L. Marak, Rajabala	
			19	Shri. A. Sangma, Selsella	
			20	Shri. J. Sangma, Selsella	
			21	Shri. R. Barman, Tikrikilla	
South Garo Hills	Bhagmara	FCI Tura	1	Shri. Bethinson N. Sangma	612
			2	Smti. Marbina N. Marak	
			3	M/S D.P. Srivatava	
			4	Shri Weabel R. Marak	
			5	Shri. Tanseng Areng	
			6	Shri Willison Marak	
			7	M/S Meghalaya Store	
			8	Shri Raja Ram Prasad	
			9	Shri. Kalbinstone Marak	
			10	M/S Bholo Store	
			11	Shri Esonsing Sangma	
East Garo Hills	Williamnagar	FCI Wiilamnagar	1	M/S R.C. Marak	1006
			2	M/S B. R. Marak	
			3	M/S P.M. Sangma	
	Resubelpara	FCI Wiilamnagar	4	M/S F.G. Momin	
			5	Shri. Nantilal Saha, Kharkuta	
			6	Shri. Nantilal Saha, Bajengdoba	
					7640

(Signature)
Secretary of Nodal Department
Government/UT Administration
Seal



NUEPA DC



D13419

