

# **EDUCATION IN INDIA**

**SCHOOL EDUCATION  
(Financial Data)  
1994-95**



**Planning, Monitoring & Statistics Division  
Department of Secondary & Higher Education  
Ministry of Human Resource Development  
Government of India  
New Delhi  
2003**

NIEPA DC



D11862

## CONTENTS

<b>EXPLANATIONS</b>	<b>Page</b> <b>I</b>
<b>PART I</b>	
<b>Abstract- Statistical Analysis</b>	<b>II-IV</b>
<b>STATEMENTS</b>	

<b>1.</b>	Total Income (Recurring & Non- recurring) of all type of Educational Institutions by Sources during 1950-51 to 1994-95.	V-V <sub>A</sub>
<b>2.</b>	Percentage distribution of Income (Recurring & Non-Recurring) by Sources of all types of institutions to total Income from 1950-51 to 1994-95	VI-VII
<b>3.</b>	Growth of Total Direct/ Recurring Expenditure by type of Institutions All India- 1950-51 to 1994-95.	VIII-IX
<b>4.</b>	Average Annual Cost (in Rs.) per student by type of Institutions – 1950-51 to 1994-95.	X-XI
<b>TABLE 1.01</b>	-Income by type of Educational Institutions – 1994-95	XII-XIII
<b>TABLE 1.02</b>	-Income from Government Funds (Central & States) by Type of educational Institutions –1994-95.	XIV
<b>TABLE 1.03</b>	-Income by Source for all Type of Educational Institutions – 1993-94 and 1994-95.	XV
<b>TABLE 1.04</b>	Expenditure by Type of Educational Institutions 1994-95	XVI-XVII
<b>TABLE 1.05</b>	-Expenditure on all Educational Institutions by objects – 1993-94 and 1994-95.	XVIII

## PART-II STATISTICAL TABLES

TABLE I	Useful Computations at a Glance	1
TABLE II	Item-wise Recurring Income by Sources on Educational Institutions by Type.	2-25
TABLE III	Income (Non-Recurring) by Source and type of Institutions.	26-49
TABLE IV	Total Income (Recurring & Non Recurring) Educational Institutions by Type.	50-73
TABLE V	Recurring Expenditure by Item and type of Institutions.	74-97
TABLE VI	Non-Recurring Expenditure by Item and type of by Institutions.	98-121
TABLE VII	Total Expenditure (Recurring & Non Recurring) by Type of Institutions.	122-145

## EXPLANATIONS

1. Date of Reference- Financial data reported is for the year ending 31st March 1995.
2. Income and expenditure- relates to financial year i.e. to the period 1st April 1994 to 31st March 1995.
3. Income means- the receipt of the Institutions.
4. Recurring Income- is that which is received every year by the Institution from different sources.
5. Non-Recurring Income- is that income which is other than the recurring income.
6. Expenditure- All payments made by an institution strictly during the financial year constitute its expenditure.
7. Recurring Expenditure- is that which is that part of educational expenditure which is incurred every year for running an educational institution. Broadly speaking, it includes expenditure on salaries of staff, contingencies, recurring expenditure on Equipment, maintenance of Furniture, Scholarships, Stipends and other financial concessions, Hostel charges (except messing) Games and Sports, Direction, Inspection etc.
8. Non-Recurring expenditure- is that part of the educational expenditure which is other than the recurring expenditure. Broadly speaking, it covers expenditure on Buildings (other than maintenance), Equipment, Libraries etc.
9. Schools: The education pattern differs from State to State. Various combinations of classes of the school system constitute pre-primary, primary, upper primary, secondary and higher secondary stages. Schools are classified according to highest level of teaching. Some of the States and Union Territories have provision for junior colleges, independent PUC and intermediate classes beyond the secondary stage. All these classes of colleges will be considered along with the higher secondary stage.
  - **Pre-Primary/Pre-Basic school stage:** A school having Nursery/LKG/ UKG / Kindergarten classes.
  - **Primary school stage:** A Primary school comprising classes I-IV/V.
  - **Upper primary school stage:** An Upper primary school comprising classes I to VII/VIII or V to VII/VIII or VI to VIII .
  - **Secondary school stage:** A high school having classes I to X or V/VI to X or VII/VIII to X or IX – X.
  - **Senior secondary school/ Intermediate stage:** A higher secondary school comprising classes I to XII or V/VI to XII or VII/VIII to XII or IX – XII.

## PART-I

### ABSTRACTS-STATISTICAL ANALYSIS

#### INCOME

Income of Educational Institutions for the purpose of this Publication, relates to the amounts received from Government (Central and States), Universities and Local bodies as well as that received from Fee, Endowment and Other sources. Income of an Institution could be recurring as well as non- recurring.

The total Income of all recognized Educational Institutions (School) amounts to Rs. 20070.26 Crores during the year 1994-95 (Table 1.01). The Recurring Income constitutes Rs.19339.91 Crores (96.36 percent) and the balance of Rs.730.35 Crores (3.64 percent) was Non-recurring Income. The share of recurring Income varies between 78.56 to 98.75%, for different levels of School education starting from Pre-Primary to Higher Secondary/Pre-degree level. The details are given in Table 1.01.

Analysis of percentage distribution of total Income of the different categories of Institutions reveals that the Primary/Junior Basic Schools accounted for the largest percentage share of 29.39 percent followed by High/Post Basic Schools 24.43 percent, Middle/Senior Basic Schools 21.27 percent and Higher Secondary (10+2 pattern) 17.14 percent. For all other categories of institutions this percentage is less than 5%. The details may be seen in Table 1.01.

In case of Recurring Income the highest percentage share goes to Primary/Junior Basic Schools with 30.03 percent, followed by High/Post Basic Schools 24.66 percent, Middle/Senior Basic Schools 21.38 percent and Higher Secondary (10+2 pattern) 17.10 percent. For all other categories of Institutions the percentage is less than 5%. The details are given in Table 1.01.

As for non-recurring income, the highest percentage share is of the Directorate and Inspectorate with share of 22.93 percent, followed by Higher secondary (10+2 pattern) 18.38 percent, High/Post Basic Schools 18.29 percent, Middle/Senior basic Schools 18.29 percent and Primary/Junior basic school 12.38 percent. For all other categories of Institutions the percentage is less than 8%. The details are in Table 1.01.

The details of Income from different Sources for all categories of Institutions are given in table 1.03. The share of Government funds account for as much as Rs.17377.20 crores, which is 86.58% of the total income.

The Government (Centre and State) contributed more than Rs. 16876.91 crores (87.26%) of the recurring income for the School Education. The major share of Non- Recurring income also comes from government sources. Over the years, the share of Government in the income generation of educational institutions has increased from 57.06% in 1950-51 to 86.58% in the year 1994-95. The details are given in Statement-2.

### **Expenditure**

Expenditure of educational institutions for the purpose of this publication, relates to the amount spent on salaries and allowances of teaching and academic staff, salaries of non-teaching staff, hostels, libraries, stipends, scholarships and other financial concessions. It also includes expenditure on apparatus, chemicals, consumable stores, building and other items. Expenditure of an institution could be recurring as well as non-recurring.

The total expenditure incurred by all types of Institutions engaged in School Education is Rs. 19592.54 Crores, comprising Rs. 18922.42 Crores of Recurring Expenditure (96.58%) and Rs. 670.12 Crores of Non-Recurring Expenditure (3.42%).

Analysis of percentage distribution of total expenditure on different categories of institutions reveals that the highest percentage share goes to Primary/Junior Basic Schools (30.61%) followed by High/Post Basic School (22.93%), Middle/Senior Basic School (21.38%) and Higher Secondary Schools (10+2 pattern) 16.24 %. For all other categories of institutions the percentage is less than 5%.

Of the total recurring expenditure on the recognised educational Institutions, the highest percentage was spent on Primary/Junior Basic schools (31.09%) followed by High/Post Basic schools (23.26%) Middle/Sr.Basic schools (21.66%) and Higher Secondary Schools (10+2) Pattern (16.14%). For all other categories of institutions the percentage is less than 5%.

As for the Non-Recurring Expenditure, the highest percentage share is of Directorate and inspectorate (22.97 percent) followed by Higher Secondary Schools (10+2) (19.18%), High/Post Basic Schools (13.46%), Middle/Sr.Basic Schools (13.33%), Primary/Junior Basic Schools (17.07%) and Schools for Vocational/Professional, Special and other Education (8.70%) . In case of other Institutions, the Non-Recurring Expenditure is less than 5%. The details of expenditure (Recurring & non-recurring) are given in Table 1.04.

Table 1.05 gives the item wise expenditure both recurring and non-recurring. It is seen that share of salaries of teaching staff account for about 78.35% percent, while the salaries of the Non-teaching staff is 7.41% percent. Only 0.30 percent of the total expenditure is incurred on hostels, 0.30 percent on libraries, 0.51% percent on stipends, scholarships and other financial concessions, 0.23 percent on

apparatus, chemicals and other consumable items, 0.59 percent on buildings and 12.32 percent on other items.

Analysis of State-wise data in Table- V, reveals that percentage share of recurring expenditure on salaries of teaching staff to total recurring expenditure on school education varies from the lowest of 53.28% for Daman and Diu to the highest of 98.18% for J & K against the All India percentage of which is 81.13%. Except for Uttar Pradesh, Arunachal Pradesh, Nagaland and Daman and Diu in all other States, the salary component (teaching staff) consumes more than 70 percent of the total recurring expenditure on School Education.

### **Trends during 1950-51 to 1994-95.**

Statement No.1 depicts the trends in Income of all types of Educational Institutions from different sources during the period 1950-51 to 1994-95. It may be seen that Government fund is the major source of Income for Educational Institutions. Funds provided by Local Bodies are also basically transfers from Central/ State Governments.

The share of income from Government Funds (Centre, State, Local Bodies) has increased from 68% in 1950-51 to 93% in 1994-95. It is also interesting to observe that the share of fees has gone down considerably from 20.39% to as low as 4.11% during the same period. The share of endowment and other Sources has also decreased considerably from 11.62% in 1950-51 to 2.90% in 1994-95. From these figures, it may be inferred that Government is the main funding agency for all types of School Educational programmes in the country.

The recurring expenditure on Primary, Middle and High/Higher Secondary Schools has increased from Rs. 4799.16, Rs. 3500.76 and Rs. 6517.95 crores in 1993-94 to Rs 5883.76, Rs 4098.65 and Rs. 7680.40 crores respectively in 1994-95. The average annual cost per student of Primary (Rs. 739.1), Middle (Rs 857.7) and High/Higher Secondary schools (Rs. 1416.8) in 1993-94 has gone up to Rs.797.0, Rs.947.9 and Rs.1629.9 respectively in 1994-95. Statement no. 3 & 4 shows the trend of recurring expenditure and average cost per student from 1950-51 to 1994-95.

\*\*\*\*\*

## STATEMENT NO 1

**Total Income (Recurring & Non-recurring) of all types of Educational Institutions  
by Sources : during 1950-51 to 1994-95.**

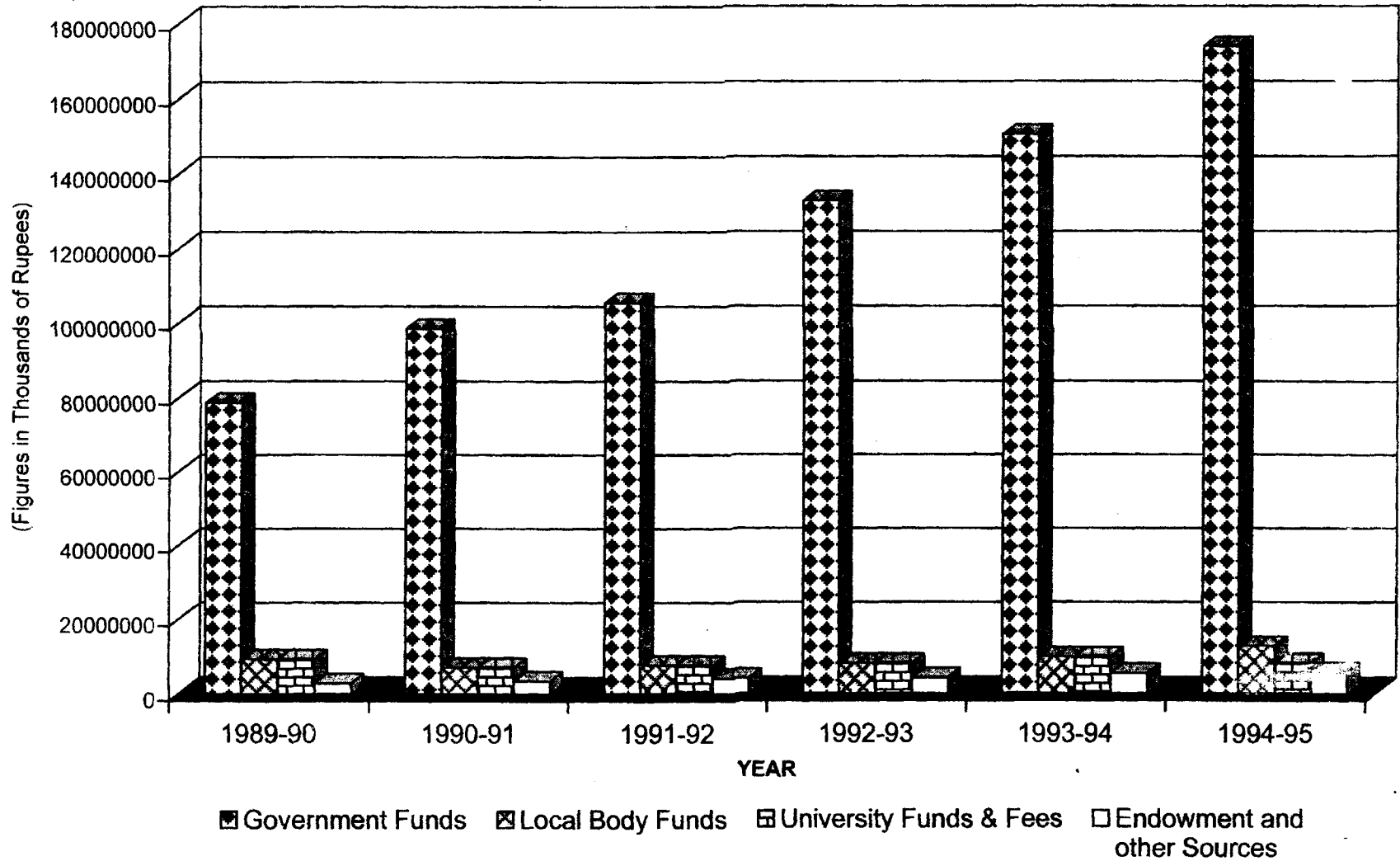
(Figures in Thousands of Rupees)						
	Government	Local Body	University	Fees	Endowment and other	Total
Year	Funds	Funds	Funds		Sources	
1	2	3	4	5	6	7
1950-51	652678	124987	-	233272	132855	1143822
1960-61	2340914	224914	-	590258	287714	3443800
1961-62	2718365	261906	-	656069	327220	3963560
1962-63	3024765	296435	-	737658	358619	4417477
1963-64	3344934	289710	*	823577	382864	4841085
1964-65	3724499	312051	60631	885565	362327	5345073
1965-66	4374519	388733	63190	979356	414439	6220237
1966-67	4955648	384828	63761	1095016	479535	6978788
1967-68	5831116	447554	75517	1171533	587335	8113055
1968-69	6580391	431452	111247	1264863	595735	8983688
1969-70	7638760	375703	123973	1341672	623656	10103764
1970-71	8459499	484925	152162	1432370	653905	11182861
1971-72	9387190	*	*	*	*	9387190
1972-73	10511501	*	*	*	*	10511501
1973-74	12040932	655499	211713	1718341	823039	15449524
1974-75	12817687	*	*	*	*	12817687
1975-76	16523063	*	*	*	*	16523063
1976-77	17438122	1940979	254083	2280273	1189207	23102664
1977-78	20279633	1910772	312761	2417396	1182109	26102671
1978-79	23589380	1777830	409583	2571318	1294120	29642231
1979-80	26220951	1620829	425275	2825775	1368306	32461136
1980-81	30772393	1773291	514312	3090208	1516928	37667132
1981-82	35097051	2192798	698126	3443991	1765085	43197051
1982-83	50111646	2676401	838663	3874061	1996657	59497428
1983-84	46443305	3195042	916285	4273312	2153299	56961243
1984-85	53974960	3644171	2447876	4368611	3050020	67485638
1985-86	61121080	3974593	2877397	4775383	3369528	76117981
1986-87	73319777	4615806	3017624	5556998	3609618	90119823
1987-88	61831029	4882737	8384	2999134	2222331	71943615
1988-89	67663155	5474564	31500	4955019	3318865	81443103
1989-90	78657017	9317471	10975	3342663	2860381	94188507
1990-91	98521164	7113806	12565	3868738	3447360	112963633
1991-92	105462231	7733790	10801	3874345	4178173	121259340
1992-93	132738894	8130690	8762	4756564	4275808	149910718
1993-94	150427109	9832208	24204	6995152	5433897	172712570
1994-95	173772051	12826546	19810	8254951	5829200	200702558

\* Breakup not available.

Note: Figures from 1950-51 to 1986-87 relates to all types of Educational Institutions including University and Higher Education. From 1987-88 onwards the data relates to School Education only.



## Total Income (Recurring & Non-recurring) of all types of Educational Institutions by Sources during 1950-51 to 1994-95



**STATEMENT NO 2**

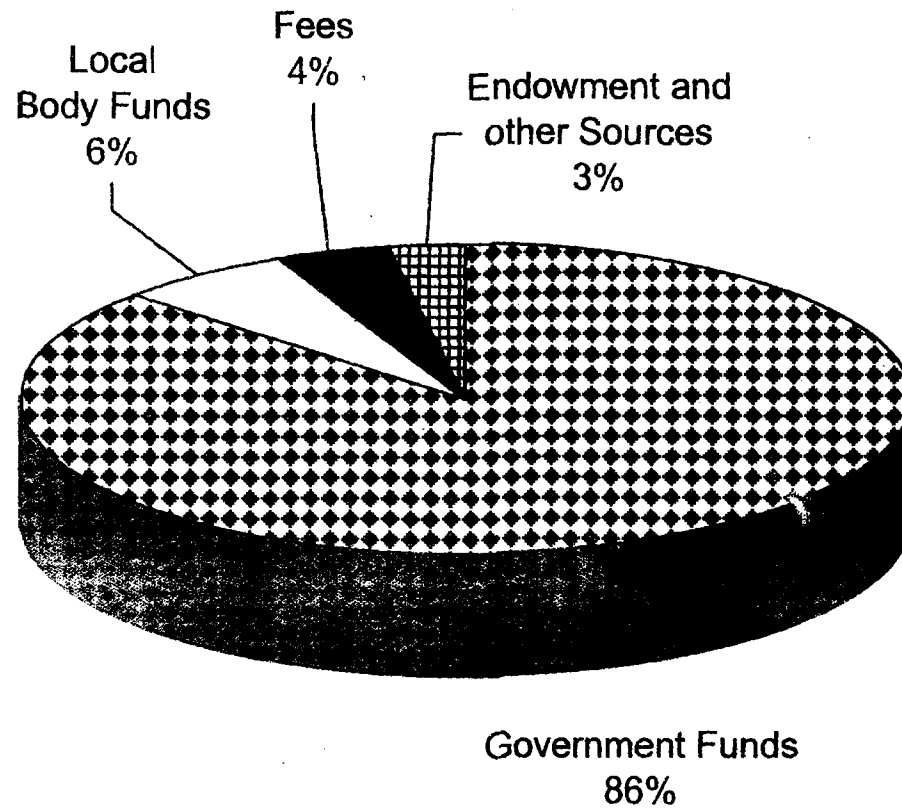
**Percentage distribution of Income (Recurring and Non-Recurring by sources of all types of Institutions to total Income from 1950-51 to 1994-95**

Year	Government Funds	Local Body Funds	University Funds	Fees	Endowment and other Sources	Total
1	2	3	4	5	6	7
1950-51	57.06	10.93	-	20.39	11.62	100.00
1960-61	67.97	6.53	-	17.14	8.35	100.00
1961-62	68.58	6.61	-	16.55	8.26	100.00
1962-63	68.47	6.71	-	16.70	8.12	100.00
1963-64	69.09	5.98	N.A.	17.01	7.91	100.00
1964-65	69.68	5.84	1.13	16.57	6.78	100.00
1965-66	70.33	6.25	1.02	15.74	6.66	100.00
1966-67	71.01	5.51	0.91	15.69	6.87	100.00
1967-68	71.87	5.52	0.93	14.44	7.24	100.00
1968-69	73.25	4.80	1.24	14.08	6.63	100.00
1969-70	75.60	3.72	1.23	13.28	6.17	100.00
1970-71	75.65	4.34	1.36	12.81	5.85	100.00
1971-72	75.86	N.A.	N.A.	N.A.	N.A.	100.00
1972-73	76.52	N.A.	N.A.	N.A.	N.A.	100.00
1973-74	77.94	4.24	1.37	11.12	5.33	100.00
1974-75	70.92	N.A.	N.A.	N.A.	N.A.	100.00
1975-76	78.51	N.A.	N.A.	N.A.	N.A.	100.00
1976-77	75.48	8.40	1.10	9.87	5.15	100.00
1977-78	77.69	7.32	1.20	9.26	4.53	100.00
1978-79	79.58	6.00	1.38	8.67	4.37	100.00
1979-80	80.78	4.99	1.31	8.71	4.22	100.00
1980-81	81.70	4.71	1.37	8.20	4.03	100.00
1981-82	81.25	5.08	1.62	7.97	4.09	100.00
1982-83	84.22	4.50	1.41	6.51	3.36	100.00
1983-84	81.51	5.61	1.61	7.50	3.78	100.00
1984-85	79.98	5.40	3.63	6.47	4.52	100.00
1985-86	80.30	5.22	3.78	6.27	4.43	100.00
1986-87	81.36	5.12	3.35	6.17	4.01	100.00
1987-88	85.94	6.79	0.01	4.17	3.09	100.00
1988-89	83.08	6.72	0.04	6.08	4.08	100.00
1989-90	83.51	9.89	0.01	3.55	3.04	100.00
1990-91	87.21	6.30	0.01	3.42	3.05	100.00
1991-92	86.97	6.38	0.01	3.20	3.45	100.00
1992-93	88.55	5.42	0.01	3.17	2.85	100.00
1993-94	87.10	5.69	0.01	4.05	3.15	100.00
1994-95	86.58	6.39	0.01	4.11	2.90	100.00

N.A. Not Available.

Note: Figures from 1950-51 to 1986-87 relates to all types of Educational Institutions including University and Higher Education. From 1987-88 onwards the data relates to School Education only.

**Percentage distribution of Income (Recurring and Non-Recurring) by sources of all types of Institutions to total income In 1994-95**



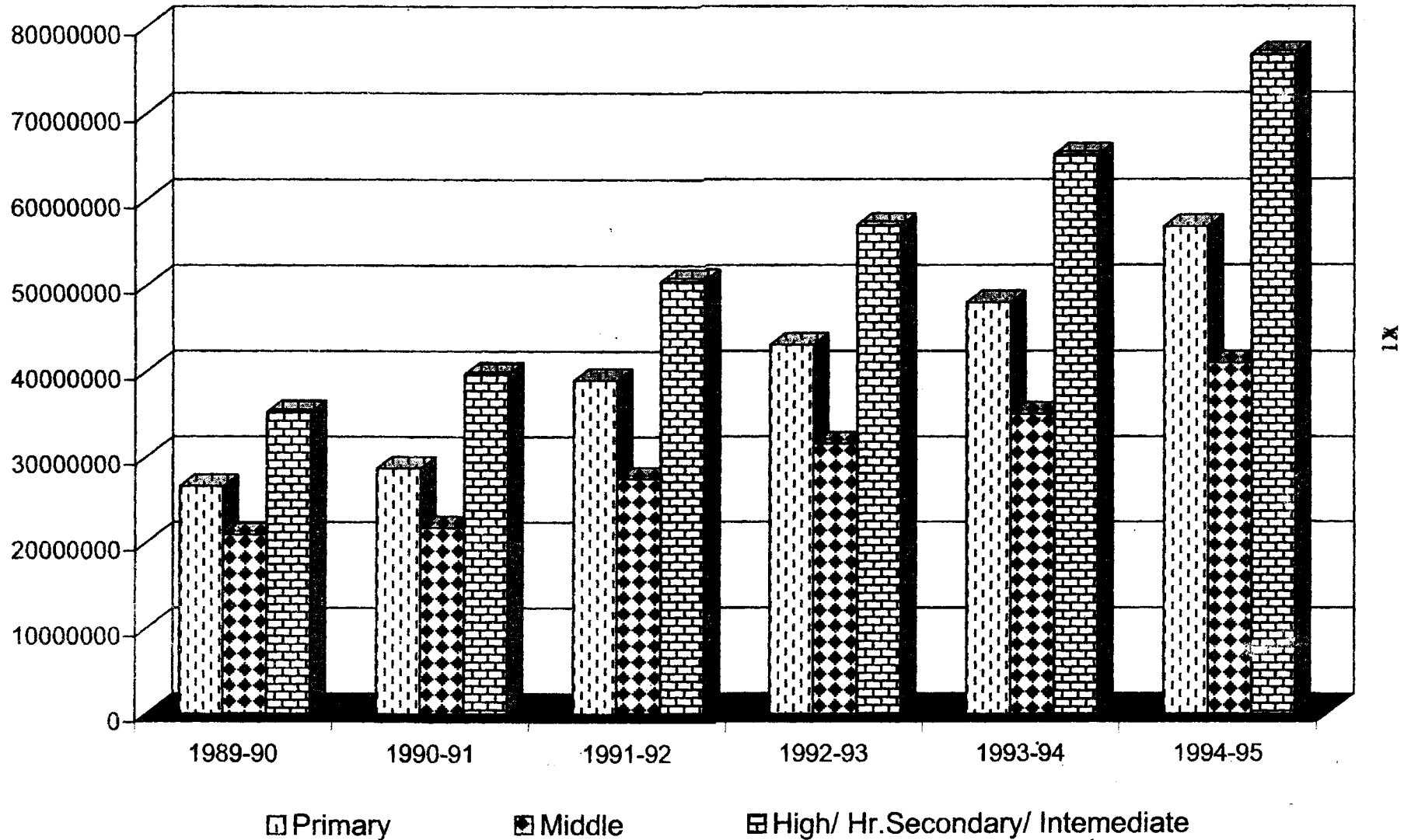
**STATEMENT 3**

**Growth of Total Recurring Expenditure by type  
of Institutions All India - 1950-51 to 1994-95**

(Rupees in thousands)

Year	Primary	Middle	High/ Hr.Secondary/ Intermediate School
1	2	3	4
1950-51	364843	76990	230450
1960-61	734461	429220	689117
1961-62	826691	488418	791185
1962-63	928935	55091	915418
1963-64	990189	813327	1055446
1964-65	1087130	718423	1173371
1965-66	1287231	642827	1376926
1966-67	1444559	965787	1613793
1967-68	1705502	1148096	1926187
1968-69	1862679	1329250	2179762
1969-70	2089720	1528669	2436275
1970-71	2345663	1709368	270001
1971-72	2579875	1184691	3005661
1972-73	2898625	2104733	3316478
1973-74	3316858	2441963	3878611
1974-75	3848572	2926359	4369965
1975-76	4463148	3409572	4935622
1976-77	5374525	4069124	6193623
1977-78	59014932	4324089	6951441
1978-79	6549863	4707451	7071846
1979-80	7156249	5287051	8636327
1980-81	8384658	5478173	10121802
1981-82	9716133	6826234	12121665
1982-83	11319083	8030570	13505591
1983-84	12886963	9123632	16457858
1984-85	14561950	10279992	191606290
1985-86	16601096	11794059	21480869
1986-87	20083943	13984499	24691220
1987-88	21288380	15322333	27269484
1988-89	22753143	17377182	29120192
1989-90	26544317	20882956	35256774
1990-91	28653528	21706042	39706520
1991-92	38990580	27431912	50496859
1992-93	43088534	31502958	57007319
1993-94	47991584	35007597	65179518
1994-95	58837567	40986531	76804005

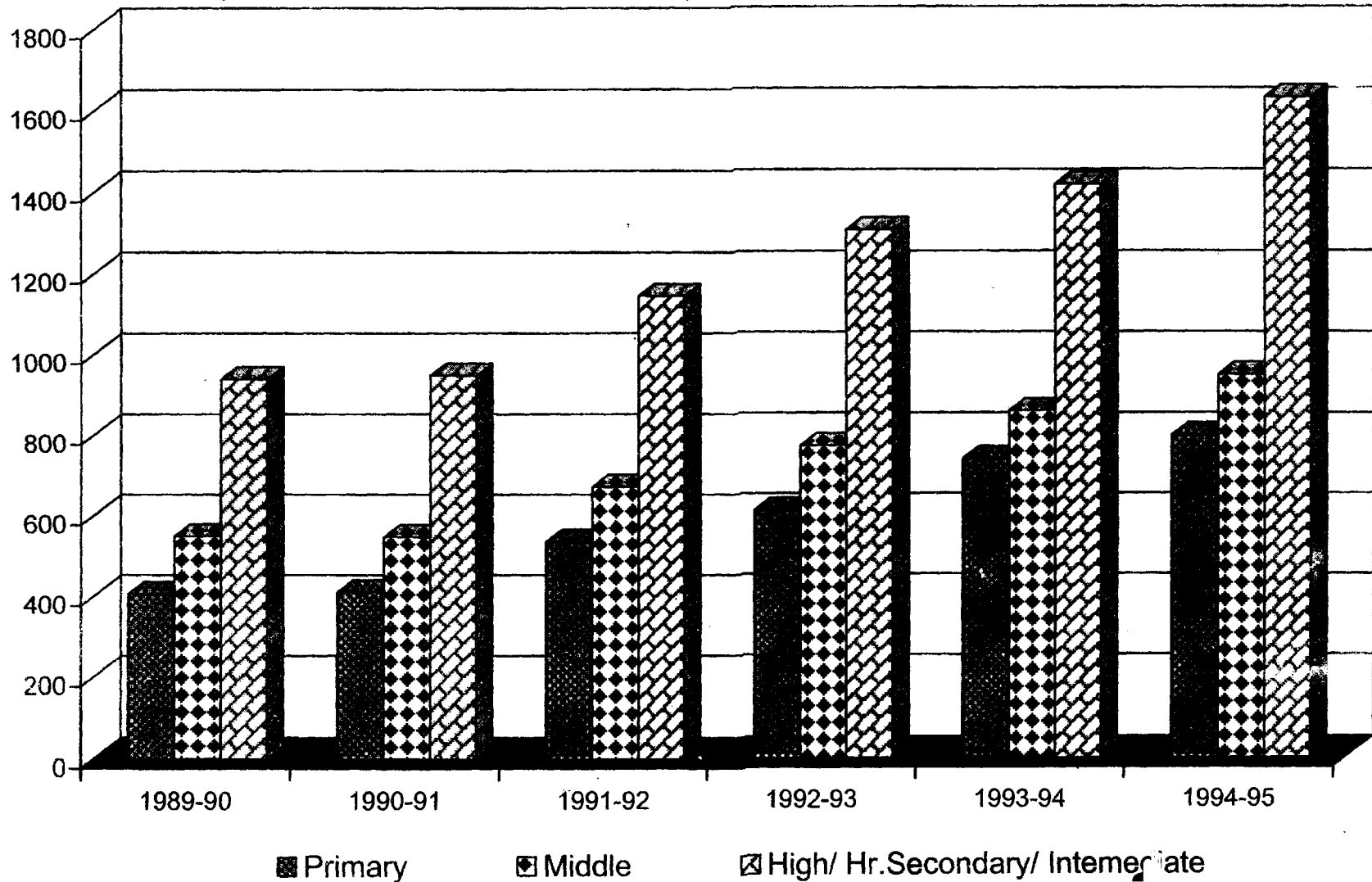
**Growth of Total Recurring Expenditure by type of Institutions  
All India 1950-51 to 1994-95 (Rupees in thousands)**



**STATEMENT 4**  
**Average Annual cost per/student by Type of Institutions.**  
**All India-1995-51 to 1994-95.**

Year	Primary	Middle	High/ Hr.Secondary/ Intermediate
1	2	3	4
1950-51	19.5	31.8	73.4
1955-56	23.4	40.4	79.8
1960-61	27.6	40.5	91.8
1965-66	34.6	50.4	111.1
1970-71	57.0	84.9	168.6
1971-72	60.9	90.4	183.1
1972-73	64.0	97.1	195.0
1973-74	72.3	110.6	213.6
1974-75	83.0	127.0	236.0
1975-76	95.5	144.5	257.4
1976-77	112.8	168.3	321.2
1977-78	129.7	171.9	342.6
1978-79	137.8	182.4	376.7
1979-80	145.5	199.0	391.7
1980-81	164.2	200.0	427.6
1981-82	183.4	241.6	481.8
1982-83	203.3	270.1	512.4
1983-84	217.1	285.1	552.2
1984-85	240.8	314.7	614.9
1985-86	262.7	344.3	654.0
1986-87	327.7	400.0	730.3
1987-88	332.6	418.9	780.1
1988-89	352.8	466.5	785.2
1989-90	407.0	550.0	939.3
1990-91	411.4	547.6	948.7
1991-92	536.1	671.9	1145.2
1992-93	611.8	771.4	1304.3
1993-94	739.1	857.7	1416.8
1994-95	797.0	947.9	1629.9

## Average Annual cost per/student by Type of Institutions All India 1995-51 to 1994-95



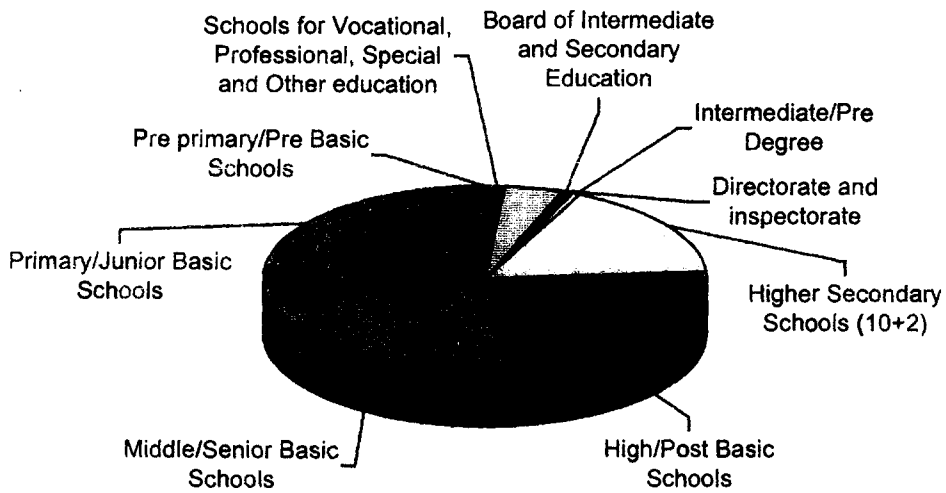
**TABLE 1.01-INCOME BY TYPE OF EDUCATIONAL INSTITUTIONS DURING 1994-95**

Type of Institutions	(Rupees in thousand)			% age of recurring income to Total income	% age of income to the corresponding total income of all type of educational institution		
	INCOME				Recurring	Non-Recurring	Total
	Recurring	Non-Recurring	Total				
1	2	3	4	8	9	10	11
Board of Intermediate and Secondary Education	1822703	23007	1845710	98.75	0.94	0.32	0.92
Intermediate/Pre Degree	831485	82979	914464	90.93	0.43	1.14	0.46
Higher Secondary Schools (10+2)	33062309	1342276	34404585	96.10	17.10	18.38	17.14
High/Post Basic Schools	47688663	1335914	49024577	97.28	24.66	18.29	24.43
Middle/Senior Basic Schools	41355257	1335558	42690815	96.87	21.38	18.29	21.27
Primary/Junior Basic Schools	58077255	904411	58981666	98.47	30.03	12.38	29.39
Pre primary/Pre Basic Schools	269774	39266	309040	87.29	0.14	0.54	0.15
Schools for Vocational Professional, Special and Other education	2070783	565259	2636042	78.56	1.07	7.74	1.31
Directorate and inspectorate	8220844	1674815	9895659	83.08	4.25	22.93	4.93
GRAND TOTAL	193399073	7303485	200702558	96.36	100.00	100.00	100.00



# INCOME BY TYPE OF EDUCATIONAL INSTITUTIONS DURING 1994-95

## Recurring



## Non-Recurring

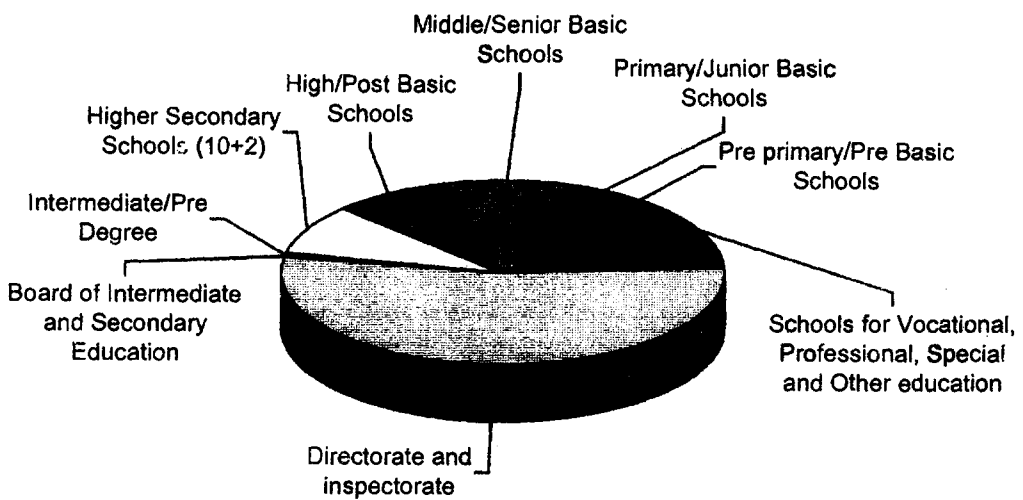


TABLE 1.02 - INCOME OF GOVERNMENT (CENTRAL AND STATES) BY TYPE OF EDUCATIONAL

(Rupees in thousands)

TYPE OF INSTITUTIONS	RECURRING		NON-RECURRING		TOTAL	
	AMOUNT	%TO TOTAL RECURRING INCOME	AMOUNT	%TO TOTAL NON-RECURRING INCOME	AMOUNT	%TO TOTAL INCOME
1	2	3	4	5	6	7
Board of Intermediate and Secondary Education	320501	0.19	11132	0.22	331633	0.19
Intermediate/Pre Degree	635604	0.38	13334	0.27	648938	0.37
Higher Secondary Schools (10+2)	26610420	15.77	635889	12.71	27246309	15.68
High/Post Basic Schools	42455128	25.16	626657	12.53	43081785	24.79
Middle/Senior Basic Schools	35863519	21.25	827943	16.55	36691462	21.11
Primary/Junior Basic Schools	52496462	31.11	741301	14.82	53237763	30.64
Pre primary/Pre Basic Schools	222750	0.13	38320	0.77	261070	0.15
Schools for Vocational Professional, Special and Other education	1961839	1.16	546875	10.93	2508714	1.44
Directorate and inspectorate	8202870	4.86	1561507	31.21	9764377	5.62
GRAND TOTAL	168769093	100.00	5002958	100.00	173772051	100.00

XIV


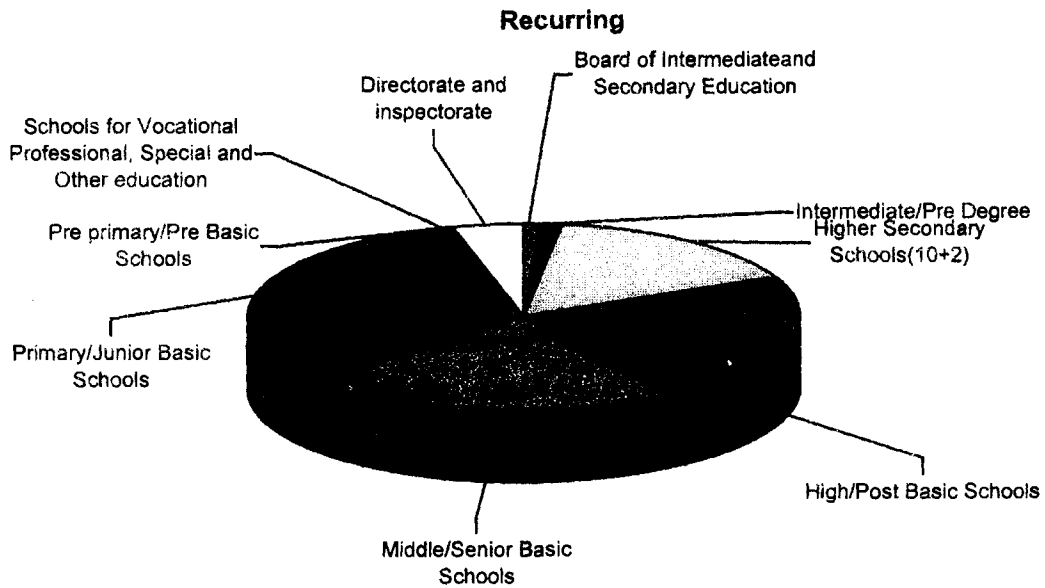
**Table: 1.03 INCOME BY SOURCES OF EDUCATIONAL INSTITUTIONS 1993-94 AND 1994-95**

(Rupees in thousands)

SOURCE	TOTAL INCOME 1994-95			TOTAL INCOME 1993-94		
	AMOUNT	% AGE	%AGE TO TOTAL INCOME	AMOUNT	% AGE	%AGE TO TOTAL INCOME
1	2	3	4	5	6	7
<b>RECURRING</b>						
Central/State Government	168769093	87.26	84.09	146300690	87.79	84.71
University Grants Commission	9887	0.01	0.00	8423	0.01	0.00
University Funds	6951	0.00	0.00	8035	0.00	0.00
Local Body Funds	12206561	6.31	6.08	9431927	5.66	5.46
Fees	8254951	4.27	4.11	6995152	4.20	4.05
Enrolment and Other Source	4151630	2.15	2.07	3908616	2.35	2.26
Total (Recurring)	193399073	100.00	96.36	166652843	100.00	96.49
<b>NON-RECURRING</b>						
Central /State Government	5002958	68.50	2.49	4126419	68.10	2.39
University Grants Commission	2478	0.03	0.00	6779	0.11	0.00
University Funds	494	0.01	0.00	967	0.02	0.00
Local Body Funds	619985	8.49	0.31	400281	6.61	0.23
Other Source	1677570	22.97	0.84	1525281	25.17	0.88
Total (Non-Recurring)	7303485	100.00	3.64	6059727	100.00	3.51
Grand Total(Recurring and Non-Recurring)	200702558		100.00	172712570		100.00

Type of Institutions	(Rupees in thousand)			% age of recurring expenditure to Total Expenditure	% age of expenditure to total corresponding Expenditure on all type of educational institution		
	EXPENDITURE				Recurring	Non-Recurring	Total
	Recurring	Non-Recurring	Total				
1	2	3	4	5	6	7	8
Board of Intermediate and Secondary Education	1714219	59298	1773517	96.66	0.91	0.88	0.91
Intermediate/Pre Degree	2247422	280865	2528287	88.89	1.19	4.19	1.29
Higher Secondary Schools(10+2)	30539919	1285062	31824981	95.96	16.14	19.18	16.24
High/Post Basic Schools	44016664	901799	44918463	97.99	23.26	13.46	22.93
Middle/Senior Basic Schools	40986531	893566	41880097	97.87	21.66	13.33	21.38
Primary/Junior Basic Schools	58837567	1143749	59981316	98.09	31.09	17.07	30.61
Pre primary/Pre Basic Schools	1003409	15064	1018473	98.52	0.53	0.22	0.52
Schools for Vocational Professional, Special and Other education	1853006	582765	2435771	76.07	0.98	8.70	1.24
Directorate and inspectorate	8025513	1539012	9564525	83.91	4.24	22.97	4.88
GRAND TOTAL	189224250	6701180	195925430	96.58	100.00	100.00	100.00

# EXPENDITURE BY TYPE EDUCATIONAL INSTITUTIONS DURING 1994-95



(Rupees in thousand)

SOURCE	EXPENDITURE 1994-95			EXPENDITURE 1993-94		
	Amount	% Age to Rec. /N.Rec. Expenditure	%Age to total Expenditure	Amount	% Age to Rec. /N.Rec. Expenditure	%Age to total Expenditure
1	2	3	4	5	6	7
<b>RECURRING</b>						
Salaries and allowances of Teaching and academic staff	153516290	81.13	78.35	131009708	78.63	76.65
Salaries of Non-teaching staff	14520800	7.67	7.41	16011169	9.61	9.37
Hostels	585870	0.31	0.30	355675	0.21	0.21
Libraries	238806	0.13	0.12	204993	0.12	0.12
Stipends Scholarship and other Financial Concessions	992437	0.52	0.51	963341	0.58	0.56
Apparatus Chemical Consuable Store	448176	0.24	0.23	401559	0.24	0.23
Other Items	18921871	10.00	9.66	17672401	10.61	10.34
Total (Recurring)	189224250	100.00	96.58	166618846	100.00	97.49
<b>Non - Recurring</b>						
Libraries	348603	5.20	0.18	137441	3.20	0.08
Building	1147914	17.13	0.59	824537	19.20	0.48
Other Item*	5204663	77.67	2.66	3332299	77.60	1.95
Total (Non-Recurring)	6701180	100.00	3.42	4294277	100.00	2.51
Grand Total (Recurring+Non-Recurring)	195925430		100.00	170913123		100.00

\* Includes Middle, Primary and Pre-Primary Expenditure also.

# **PART-II**

## **STATE WISE STATISTICAL TABLES**

**TABLE - I - USEFUL COMPUTATIONS AT A GLANCE FOR THE  
YEAR 1994-95**

Total estimated Population (in lakhs) 1994*	9005.76
Total Expenditure on education (School) Rs. In lakhs)	1959254
GNP 1994-95 (Rs. In lakhs)** at Current prices (base year 1993-94)	90397500
Percentage of expenditure on Educational Institutions (School) to GNP 1994-95	2.17
Cost Per Capita (by Population)	217.56
% age share of Salaries and allowances of Teaching and academic staff to total Expenditure	78.35
<b>Average Cost Per Pupil by Type of Institutions(in Rupees)</b>	
Primary/Junior Basic Schools	797.0
Middle/Senior Basic Schools	947.9
High/Higher Secondary/Intermediate	1629.9

\*Estimated on the basis of population of 19991&2001 Census

\*\*National Accounts Statistics Back Series 2001



**TABLE II - ITEM-WISE RECURRING INCOME BY SOURCES ON EDUCATIONAL INSTITUTIONS BY TYPE  
A - BOARDS OF INTERMEDIATE AND/OR SECONDARY EDUCATION**

(Rupees in Thousands)										
State/Union Territory	Central/ State Govt.	U G C	Unive rsity	Local Bodies	Tuition Fees	Hostel Fees	Other Fees	Endow ment & Other	Total Rec.	% of Rec. from Govt. funds (Central + State) to total
1	2	3	4	5	F	7	8	9	10	11
Andhra Pradesh	75903	...	...	...	...	...	...	...	75903	100
Arunachal pradesh	...	...	...	...	...	...	...	...	...	...
Assam	...	...	...	...	...	...	...	...	...	...
Bihar	90902	...	...	...	...	...	181177	5411	277490	32.76
Goa	...	...	...	...	...	...	5743	14696	20439	...
Gujarat	...	...	...	...	...	...	112969	9456	122425	...
Haryana	...	...	...	...	...	...	...	151869	151869	...
Himachal Pradesh	12633	...	...	...	...	...	71374	...	84007	15.04
Jammu & Kashmir	409	...	...	...	...	...	15081	...	15490	2.64
Karnataka	59536	...	...	...	...	...	36202	66426	162164	36.71
Kerala	51574	...	...	...	...	...	...	6432	58006	88.91
Madhya Pradesh	...	...	...	...	...	...	...	...	...	...
Maharashtra	...	...	...	...	...	...	219018	79959	298977	...
Manipur	...	...	...	...	...	...	12543	2868	15411	...
Meghalaya	6972	...	...	...	...	...	5807	5920	18699	37.29
Mizoram	...	...	...	...	...	...	...	...	...	...
Nagaland	4239	...	...	...	...	...	...	...	4239	100
Orissa	...	...	...	...	...	...	...	...	...	...
Punjab	56	...	...	...	...	...	155397	136698	292151	0.02
Rajasthan	...	...	...	...	...	...	67353	24847	92200	...
Sikkim	...	...	...	...	...	...	...	...	...	...
Tamil Nadu	...	...	...	...	...	...	...	...	...	...
Tripura	3500	...	...	...	...	...	3038	...	6538	53.53
Uttar pradesh	14777	...	...	...	...	...	80125	31793	126695	11.66
West Bengal	...	...	...	...	...	...	...	...	...	...
A & N Islands	...	...	...	...	...	...	...	...	...	...
Chandigarh	...	...	...	...	...	...	...	...	...	...
D & N Haveli	...	...	...	...	...	...	...	...	...	...
Daman & Diu	...	...	...	...	...	...	...	...	...	...
Delhi	...	...	...	...	...	...	...	...	...	...
Lakshadweep	...	...	...	...	...	...	...	...	...	...
Pondicherry	...	...	...	...	...	...	...	...	...	...
<b>INDIA</b>	<b>320501</b>	<b>0</b>	<b>0</b>	<b>0</b>	<b>0</b>	<b>0</b>	<b>965827</b>	<b>536375</b>	<b>1822703</b>	<b>17.58</b>

**TABLE II - ITEM-WISE RECURRING INCOME BY SOURCES ON EDUCATIONAL INSTITUTIONS BY TYPE**  
**B - Intermediate/Pre-Degree/Jr. Colleges**

(Rupees in Thousands)

State/Union Territory	Central/ State Govt.	U G C	Unive rsity	Local Bodies	Tuition Fees	Hostel Fees	Other Fees	Endow ment Other	Total Rec. &	% of Rec. from Govt. funds (Central + State) to total
1	2	3	4	5	6	7	8	9	10	11
Andhra Pradesh	-	...	...	...	...	...	...	...	...	...
Arunachal pradesh	...	...	...	...	...	...	...	...	...	...
Assam	1075	...	...	2293	4124	60	19017	1810	28379	3.79
Bihar	...	...	...	...	...	...	...	...	...	...
Goa	...	...	...	...	...	...	...	...	...	...
Gujarat	...	...	...	...	...	...	...	...	...	...
Haryana	...	...	...	...	...	...	...	...	...	...
Himachal Pradesh	...	...	...	...	...	...	...	...	...	...
Jammu & Kashmir	...	...	...	...	...	...	...	...	...	...
Karanataka	...	...	...	...	...	...	...	...	...	...
Kerala	...	...	...	...	...	...	...	...	...	...
Madhya Pradesh	...	...	...	...	...	...	...	...	...	...
Maharashtra	619025	...	...	5049	43104	...	42229	19499	728908	84.93
Manipur	...	...	...	...	...	...	...	...	...	...
Meghalaya	...	...	...	...	...	...	...	...	...	...
Mizoram	...	...	...	...	...	...	...	...	...	...
Nagaland	...	...	...	...	...	...	...	...	...	...
Orissa	6266	183	...	16439	11394	...	11896	18731	64909	9.65
Punjab	...	...	...	...	...	...	...	...	...	...
Rajasthan	...	...	...	...	...	...	...	...	...	...
Sikkim	...	...	...	...	...	...	...	...	...	...
Tamil Nadu	...	...	...	...	...	...	...	...	...	...
Tripura	...	...	...	...	...	...	...	...	...	...
Uttar pradesh	...	...	...	...	...	...	...	...	...	...
West Bengal	...	...	...	...	...	...	...	...	...	...
A & N Islands	...	...	...	...	...	...	...	...	...	...
Chandigarh	...	...	...	...	...	...	...	...	...	...
D & N Haveli	...	...	...	...	...	...	...	...	...	...
Daman & Diu	...	...	...	...	...	...	...	...	...	...
Delhi	...	...	...	...	...	...	...	...	...	...
Lakshadweep	7846	...	...	...	...	...	...	...	7846	100
Pondicherry	1392	...	...	...	41	...	12	...	1445	96.33
<b>INDIA</b>	<b>635604</b>	<b>183</b>	<b>...</b>	<b>23781</b>	<b>58663</b>	<b>60</b>	<b>73154</b>	<b>40040</b>	<b>831485</b>	<b>76.44</b>

TABLE II - ITEM-WISE RECURRING INCOME BY SOURCES ON EDUCATIONAL INSTITUTIONS BY TYPE

C - Higher Secondary Schools (10+2 Pattern)  
(I) Higher Secondary Schools with Academic Streams

(Rupees in Thousands)

State/Union Territory	Central/ State Govt.	U G C	Unive rsity	Local Bodies	Tuition Fees	Hostel Fees	Other Fees	Endow ment & Other	Total Rec.	% of Rec. from Govt. funds (Central + State) to total Recurring Income
1	2	3	4	5	6	7	8	9	10	11
Andhra Pradesh	184793	...	...	...	85499	20088	5521	10497	306398	60.31
Arunachal Pradesh	91687	...	...	...	...	...	...	...	91687	100.00
Assam	1191912	...	...	5841	6181	...	33231	3956	1241121	96.04
Bihar	410816	...	...	...	5447	343	11099	3953	431658	95.17
Goa	29780	...	...	407	760	...	971	220	32138	92.66
Gujarat	2368002	...	...	22203	49281	...	25125	32278	2496889	94.84
Haryana	969395	5877	...	1734	82692	...	53176	35499	1148373	84.41
Himachal Pradesh	395344	...	...	9728	43535	...	13176	7510	469293	84.24
Jammu & Kashmir	388505	...	...	3742	140	...	1520	890	394787	98.41
Karnataka	1481167	395	...	26331	525132	...	16253	4698	2053976	72.11
Kerala	257039	...	...	500	80916	19306	22210	14343	394314	65.19
Madhya Pradesh	1782476	...	...	20566	64516	...	36444	31759	1935761	92.08
Maharashtra	4035972	...	...	649229	70898	...	79604	80864	4916567	82.09
Manipur	88234	...	...	...	1193	...	2055	237	91719	96.20
Meghalaya	25513	...	...	...	6044	...	2049	...	33606	75.92
Mizoram	...	...	...	...	...	...	...	...	0	0.00
Nagaland	...	...	...	...	...	...	...	...	0	0.00
Orissa	...	...	...	...	...	...	...	...	0	0.00
Punjab	154931	...	6951	3777	117343	6160	57259	53243	399664	38.77
Rajasthan	1471083	...	...	...	32150	1144	26424	27095	1557896	94.43
Sikkim	129140	...	...	...	...	...	...	...	129140	100.00
Tamil Nadu	...	...	...	...	...	...	...	...	0	0.00
Tripura	261614	...	...	...	124	...	1312	393	263443	99.31
Uttar Pradesh	3720840	...	...	169785	283449	130245	72142	61154	4437615	83.85
West Bengal	824175	...	...	...	...	...	...	...	824175	100.00
A & N Islands	67173	...	...	...	...	...	...	...	67173	100.00
Chandigarh	73024	...	...	...	2077	...	99	10222	85422	85.49
D & N Haveli	7512	...	...	...	...	...	...	...	7512	100.00
Daman & Diu	2842	...	...	...	102	...	43	16	3103	94.81
Delhi	1245304	...	...	405648	1785293	29150	455611	88351	4009357	31.06
Lakshadweep	4820	...	...	...	...	...	...	...	4820	100.00
Pondicherry	33399	...	...	...	24407	...	141	3106	61053	54.70
<b>INDIA</b>	<b>21896592</b>	<b>6272</b>	<b>6951</b>	<b>1319491</b>	<b>3267179</b>	<b>206436</b>	<b>915465</b>	<b>470284</b>	<b>27888670</b>	<b>77.80</b>

TABLE II - ITEM-WISE RECURRING INCOME BY SOURCES ON EDUCATIONAL INSTITUTIONS BY TYPE

C - Higher Secondary Schools (10+2 Pattern)  
(ii) Higher Secondary Schools with Vocational Streams

(Rupees in Thousands)

State/Union Territory	Central/ State Govt.	U G C	Unive rsity	Local Bodies	Tuition Fees	Hostel Fees	Other Fees	Endow ment & Other	Total Rec.	% of Rec. from Govt. funds (Central + State) to total
1	2	3	4	5	6	7	8	9	10	11
Andhra Pradesh	...	...	...	...	...	...	...	...	...	...
Arunachal pradesh	...	...	...	...	...	...	...	...	...	...
Assam	...	...	...	...	...	...	...	...	...	...
Bihar	...	...	...	...	...	...	...	...	...	...
Goa	46831	...	...	407	4459	...	109	111	51917	90.2
Gujarat	154619	...	...	...	2303	...	1415	3828	162165	95.35
Haryana	64624	...	...	...	1874	...	223	...	66721	96.86
Himachal Pradesh	...	...	...	...	...	...	...	...	...	...
Jammu & Kashmir	...	...	...	...	...	...	...	...	...	...
Karnataka	...	...	...	...	...	...	...	...	...	...
Kerala	52085	...	...	...	...	...	2086	2537	56708	91.85
Madhya Pradesh	...	...	...	...	...	...	...	...	...	...
Maharashtra	...	...	...	...	...	...	...	...	...	...
Manipur	...	...	...	...	...	...	...	...	...	...
Meghalaya	...	...	...	...	...	...	...	...	...	...
Mizoram	...	...	...	...	...	...	...	...	...	...
Nagaland	...	...	...	...	...	...	...	...	...	...
Orissa	...	...	...	...	...	...	...	...	...	...
Punjab	...	...	...	...	...	...	...	...	...	...
Rajasthan	...	...	...	...	...	...	...	...	...	...
Sikkim	...	...	...	...	...	...	...	...	...	...
Tamil Nadu	...	...	...	...	...	...	...	...	...	...
Tripura	...	...	...	...	...	...	...	...	...	...
Uttar pradesh	...	...	...	...	...	...	...	...	...	...
West Bengal	...	...	...	...	...	...	...	...	...	...
A & N Islands	...	...	...	...	...	...	...	...	...	...
Chandigarh	...	...	...	...	...	...	...	...	...	...
D & N Haveli	...	...	...	...	...	...	...	...	...	...
Daman & Diu	...	...	...	...	...	...	...	...	...	...
Delhi	...	...	...	...	...	...	...	...	...	...
Lakshadweep	...	...	...	...	...	...	...	...	...	...
Pondicherry	1760	...	...	...	...	...	...	12	1772	99.32
INDIA	319919	...	...	407	8636	...	3833	6488	339283	94.29

**TABLE II - ITEM-WISE RECURRING INCOME BY SOURCES ON EDUCATIONAL INSTITUTIONS BY TYPE**  
**C - Higher Secondary Schools (10+2 Pattern)**  
**(III) Higher Secondary Schools with Vocational and Academic Streams**

(Rupees in Thousands)

State/Union Territory	Central/ State Govt.	U G C	Unive rsity	Local Bodies	Tuition Fees	Hostel Fees	Other Fees	Endow ment & Other	Total Rec.	% of Rec. from Govt. funds (Central + State) to total Recurring Income
1	2	3	4	5	6	7	8	9	10	11
Andhra Pradesh	...	...	...	...	...	...	...	...	...	...
Arunachal Pradesh	...	...	...	...	...	...	...	...	...	...
Assam	...	...	...	...	...	...	...	...	...	...
Bihar	...	...	...	...	...	...	...	...	...	...
Goa	...	...	...	...	...	...	...	...	...	...
Gujarat	315931	...	...	3401	2601	...	1433	6696	330062	95.72
Haryana	...	...	...	...	...	...	...	...	...	...
Himachal Pradesh	66450	...	...	...	1053	...	1038	...	68541	96.95
Jammu & Kashmir	...	...	...	...	...	...	...	...	...	...
Karnataka	...	...	...	...	...	...	...	...	...	...
Kerala	...	...	...	...	...	...	...	...	...	...
Madhya Pradesh	...	...	...	...	...	...	...	...	...	...
Maharashtra	...	...	...	...	...	...	...	...	...	...
Manipur	...	...	...	...	...	...	...	...	...	...
Meghalaya	...	...	...	...	...	...	...	...	...	...
Mizoram	...	...	...	...	...	...	...	...	...	...
Nagaland	...	...	...	...	...	...	...	...	...	...
Orissa	...	...	...	...	...	...	...	...	...	...
Punjab	518683	...	...	...	9505	622	13532	17717	560059	92.61
Rajasthan	...	...	...	...	...	...	...	...	...	...
Sikkim	...	...	...	...	...	...	...	...	...	...
Tamil Nadu	3648031	...	...	11000	79768	...	59676	31526	3830001	95.25
Tripura	...	...	...	...	...	...	...	...	...	...
Uttar Pradesh	...	...	...	...	...	...	...	...	...	...
West Bengal	...	...	...	...	...	...	...	...	...	...
A & N Islands	...	...	...	...	...	...	...	...	...	...
Chandigarh	...	...	...	...	...	...	...	...	...	...
D & N Haveli	...	...	...	...	...	...	...	...	...	...
Daman & Diu	...	...	...	...	...	...	...	...	...	...
Delhi	...	...	...	...	...	...	...	...	...	...
Lakshadweep	...	...	...	...	...	...	...	...	...	...
Pondicherry	44814	...	...	...	707	...	162	10	45693	98.08
<b>INDIA</b>	<b>4593908</b>	...	...	<b>14401</b>	<b>92634</b>	<b>622</b>	<b>75841</b>	<b>55849</b>	<b>4834356</b>	<b>96.03</b>

**TABLE II - ITEM-WISE RECURRING INCOME BY SOURCES ON EDUCATIONAL INSTITUTIONS BY TYPE**  
**C - Higher Secondary Schools (10+2 Pattern)**  
**Total C - (I to III) (10+2 Pattern)**

184793

(Rupees in Thousands)

State/Union Territory	Central/ State Govt.	U G C	Unive rsity	Local Bodies	Tuition Fees	Hostel Fees	Other Fees	Endow ment & Other	Total Rec.	% of Rec. from Govt. funds (Central + State) to total Recurring Income
1	2	3	4	5	6	7	8	9	10	11
Andhra Pradesh	184793	0	0	0	85499	20088	5521	10497	306398	60.31
Arunachal Pradesh	91687	0	0	0	0	0	0	0	91687	100.00
Assam	1191912	0	0	5841	6181	0	33231	3956	1241121	96.04
Bihar	410816	0	0	0	5447	343	11099	3953	431658	95.17
Goa	76611	0	0	814	5219	0	1080	331	84055	91.14
Gujarat	2838552	0	0	25604	54185	0	27973	42802	2989116	94.96
Haryana	1034019	5877	0	1734	84566	0	53399	35499	1215094	85.10
Himachal Pradesh	461794	0	0	9728	44588	0	14214	7510	537834	85.86
Jammu & Kashmir	388505	0	0	3742	140	0	1520	890	394797	98.41
Karnataka	1481167	395	0	26331	525132	0	16253	4698	2053976	72.11
Kerala	309124	0	0	500	80916	19306	24296	16880	451022	68.54
Madhya Pradesh	1782476	0	0	20566	64516	0	36444	31759	1935761	92.08
Maharashtra	4035972	0	0	649229	70898	0	79604	80864	4916567	82.09
Manipur	88234	0	0	0	1193	0	2055	237	91719	96.20
Meghalaya	25513	0	0	0	6044	0	2049	0	33606	75.92
Mizoram	0	0	0	0	0	0	0	0	0	0.00
Nagaland	0	0	0	0	0	0	0	0	0	0.00
Orissa	0	0	0	0	0	0	0	0	0	0.00
Punjab	673614	0	6951	3777	126848	6782	70791	70960	959723	70.19
Rajasthan	1471083	0	0	0	32150	1144	26424	27095	1557896	94.43
Sikkim	129140	0	0	0	0	0	0	0	129140	100.00
Tamil Nadu	3648031	0	0	11000	79768	0	59676	31526	3830001	95.25
Tripura	261614	0	0	0	124	0	1312	393	263443	99.31
Uttar Pradesh	3720840	0	0	169785	283449	130245	72142	61154	4437615	83.85
West Bengal	824175	0	0	0	0	0	0	0	824175	100.00
A & N Islands	67173	0	0	0	0	0	0	0	67173	100.00
Chandigarh	73024	0	0	0	2077	0	99	10222	85422	85.49
D & N Haveli	7512	0	0	0	0	0	0	0	7512	100.00
Daman & Diu	2942	0	0	0	102	0	43	16	3103	94.81
Delhi	1245304	0	0	405648	1785293	29150	455611	88351	4009357	31.06
Lakshadweep	4820	0	0	0	0	0	0	0	4820	100.00
Pondicherry	79973	0	0	0	25114	0	303	3128	108518	73.70
<b>INDIA</b>	<b>26610420</b>	<b>6272</b>	<b>6951</b>	<b>1334299</b>	<b>3369449</b>	<b>207058</b>	<b>995139</b>	<b>532721</b>	<b>33062309</b>	<b>80.49</b>

TABLE II - ITEM-WISE RECURRING INCOME BY SOURCES ON EDUCATIONAL INSTITUTIONS BY TYPE  
D - High/Post Basic Schools

(Rupees in Thousands)

State/Union Territory	Central/ State Govt.	U G C	Unive rsity	Local Bodies	Tuition Fees	Hostel Fees	Other Fees	Endow ment & Other	Total Rec.	% of Rec. from Govt. funds (Central + State) to total Recurring Income
1	2	3	4	5	6	7	8	9	10	11
Andhra Pradesh	4496306	...	...	...	430448	25193	21038	118785	5091770	88.31
Arunachal pradesh	87067	...	...	...	...	...	...	...	87067	100.00
Assam	1960641	...	...	4321	3012	...	9372	15594	1992940	98.38
Bihar	2236162	777	...	11	19115	5257	57357	18717	2337396	95.67
Goa	400119	...	...	1385	5534	2655	2510	2852	415055	96.40
Gujarat	1665903	...	...	19746	8641	...	13632	41857	1749779	95.21
Haryana	2418969	...	...	746	23195	...	67434	42443	2552787	94.76
Himachal Pradesh	588804	...	...	8248	39040	...	36929	7632	680653	86.51
Jammu & Kashmir	589969	...	...	6321	832	...	2794	11912	611828	96.43
Karnataka	1107315	56	...	8291	6194	...	92694	23132	1237682	89.47
Kerala	4234549	...	...	939	66674	7920	34298	19015	4363383	97.05
Madhya Pradesh	834770	...	...	9852	9151	...	27279	20122	901174	92.63
Maharashtra	5099327	...	...	2096097	169810	...	108229	67211	7540674	67.62
Manipur	266667	...	...	...	4683	...	2672	1432	275454	96.81
Meghalaya	177552	...	...	...	10200	...	3440	4044	195236	90.94
Mizoram	92928	915	...	16	...	...	614	...	94473	98.36
Nagaland	94718	...	...	...	6624	10200	...	...	111542	84.92
Orissa	750231	1558	...	82620	16934	...	8768	72718	932829	80.43
Punjab	1675854	...	...	7666	69059	677	56342	93006	1902604	88.08
Rajasthan	2516712	...	...	...	10172	1209	34161	32233	2594487	97.00
Sikkim	...	...	...	...	...	...	...	...	0	0.00
Tamil Nadu	2161198	...	...	3338	17518	...	11700	6818	2200572	98.21
Tripura	251166	...	...	...	116	...	856	624	252762	99.37
Uttar pradesh	1038807	...	...	32864	71205	1311	49529	36115	1229831	84.47
West Bengal	6614994	...	...	...	...	...	...	...	6614994	100.00
A & N Islands	36400	...	...	...	...	...	...	...	36400	100.00
Chandigarh	798360	...	...	...	726	...	188	5838	805112	99.16
D & N Haveli	3156	...	...	...	...	...	...	...	3156	100.00
Daman & Diu	2012	...	...	2657	292	...	5	...	4966	40.52
Delhi	159263	...	...	30149	558081	...	8772	2820	759085	20.98
Lakshadweep	21305	...	...	...	...	...	...	...	21305	100.00
Pondicherry	73904	...	...	41	11861	...	120	5741	81667	80.62
INDIA	42455128	3306	0	2315308	1559117	54422	650721	850661	47888663	89.03

TABLE II - ITEM-WISE RECURRING INCOME BY SOURCES ON EDUCATIONAL INSTITUTIONS BY TYPE  
E - Middle/Senior Basic Schools

(Rupees in Thousands)

State/Union Territory	Central/ State Govt.	U G C	Unive rsity	Local Bodies	Tuition Fees	Hostel Fees	Other Fees	Endow ment & Other	Total Rec.	% of Rec. from Govt. funds (Central + State) to total Recurring Income
1	2	3	4	5	6	7	8	9	10	11
Andhra Pradesh	2553964	...	...	...	...	...	...	127958	2681922	95.23
Arunachal Pradesh	132187	...	...	...	...	...	...	...	132187	100.00
Assam	991538	...	...	302	...	...	...	65197	1057037	93.80
Bihar	3964000	...	...	...	...	...	...	29423	3993423	99.26
Goa	17789	...	...	235	...	...	...	138	18162	97.95
Gujarat	4889131	...	...	355723	...	...	...	327351	5572205	87.74
Haryana	471195	...	...	17	...	...	...	12075	483287	97.50
Himachal Pradesh	331540	...	...	1907	...	...	...	9058	342505	96.80
Jammu & Kashmir	617215	...	...	4355	...	...	...	9109	630679	97.87
Karnataka	3989948	...	...	31872	...	...	...	7214	4029034	99.03
Kerala	2181855	...	...	529	...	...	...	18296	2200680	99.14
Madhya Pradesh	1949623	...	...	9121	...	...	...	170928	2129672	91.55
Maharashtra	3995177	...	...	3075198	...	...	...	410303	7480678	53.41
Manipur	304039	...	...	...	...	...	...	7476	311515	97.60
Meghalaya	93562	...	...	...	...	...	...	15959	109521	85.43
Mizoram	197388	...	...	...	...	...	...	2918	200306	98.54
Nagaland	151323	...	...	...	...	...	...	4247	155570	97.27
Orissa	481821	...	...	155512	...	...	...	62074	699407	68.89
Punjab	454989	...	...	794	...	...	...	26898	482681	94.26
Rajasthan	1711127	...	...	...	...	...	...	410	1711537	99.98
Sikkim	84020	...	...	...	...	...	...	...	84020	100.00
Tamil Nadu	2832277	...	...	23608	...	...	...	6087	2861972	98.96
Tripura	184075	...	...	...	...	...	...	102	184177	99.94
Uttar Pradesh	2118620	...	...	156385	...	...	...	72788	2347793	90.24
West Bengal	793347	...	...	...	...	...	...	...	793347	100.00
A & N Islands	39670	...	...	...	...	...	...	...	39670	100.00
Chandigarh	7469	...	...	...	...	...	...	372	7841	95.26
D & N Haveli	16955	...	...	...	...	...	...	...	16955	100.00
Daman & Diu	51301	...	...	...	...	...	...	65	51366	99.87
Delhi	184114	...	...	2082	233710	...	36254	9346	465506	39.55
Lakshadweep	...	...	...	...	...	...	...	...	0	0.00
Pondicherry	72260	...	...	189	...	...	...	8153	80602	89.65
INDIA	35863619	0	0	3817829	233710	0	36254	1403946	41365267	86.72



TABLE II - ITEM-WISE RECURRING INCOME BY SOURCES ON EDUCATIONAL INSTITUTIONS BY TYPE  
F - Primary/Junior Basic Schools

(Rupees In Thousands)

State/Union Territory	Central/ State Govt.	U G C	Unive rsity	Local Bodies	Tuition Fees	Hostel Fees	Other Fees	Endow ment & Other	Total Rec.	% of Rec. from Govt. funds (Central + State) to total Recurring Income
1	2	3	4	5	6	7	8	9	10	11
Andhra Pradesh	4668808	126	...	...	...	...	...	154479	4823413	96.79
Arunachal pradesh	175153	...	...	...	...	...	...	...	175153	100
Assam	2077736	...	...	31058	...	...	...	1572	2110366	98.44
Bihar	4068101	...	...	...	...	...	...	8657	4074758	99.79
Goa	167452	...	...	...	...	...	...	5479	172931	96.83
Gujarat	898140	...	...	212070	...	...	...	43807	1154017	77.83
Haryana	669173	...	...	...	...	...	...	2863	672036	99.57
Himachal Pradesh	1132860	...	...	2975	...	...	...	8510	1144345	99
Jammu & Kashmir	658030	...	...	2489	...	...	...	12827	673346	97.73
Karnataka	1213794	...	...	11549	...	...	...	22422	1247765	97.28
Kerala	2045392	...	...	740	...	...	...	11453	2057585	99.41
Madhya Pradesh	5274034	...	...	23202	...	...	...	76672	5373908	98.14
Maharashtra	3013905	...	...	2319886	...	...	...	309527	5843318	53.41
Manipur	232265	...	...	...	...	...	...	5956	238221	97.5
Meghalaya	310958	...	...	...	...	...	...	64532	375490	82.81
Mizoram	215131	...	...	...	...	...	...	290	215421	99.87
Nagaland	467057	...	...	...	...	...	...	934	467991	99.8
Orissa	1241029	...	...	267910	...	...	...	43033	1551972	79.96
Punjab	2250331	...	...	3785	...	...	...	13143	2287259	99.25
Rajasthan	2953534	...	...	519687	...	...	...	7226	3480447	84.86
Sikkim	117250	...	...	...	...	...	...	...	117250	100
Tamil Nadu	5173028	...	...	27316	...	...	...	23586	5223930	...
Tripura	177098	...	...	126507	...	...	...	86	303691	58.32
Uttar pradesh	7294221	...	...	471263	...	...	...	45216	7810700	93.39
West Bengal	5749477	...	...	...	...	...	...	...	5749477	100
A & N Islands	128362	...	...	...	...	...	...	...	128362	100
Chandigarh	14790	...	...	...	...	...	...	15070	29860	49.53
D & N Haveli	9647	...	...	...	...	...	...	...	9647	100
Daman & Diu	...	...	...	...	...	...	...	...	0	...
Delhi	5542	...	...	654197	...	...	...	21744	681483	0.81
Lakshadweep	23487	...	...	...	...	...	...	...	23487	100
Pondicherry	72677	...	...	23	...	...	...	6926	79626	91.27
INDIA	52496462	126	0	4874657	0	0	0	906010	58077255	89.35

**TABLE II - ITEM-WISE RECURRING INCOME BY SOURCES ON EDUCATIONAL INSTITUTIONS BY TYPE**  
**G - Pre-Primary/Pre-Basic Schools**

(Rupees in Thousands)										
State/Union Territory	Central/ State Govt.	U G C	Unive rsity	Local Bodies	Tuition Fees	Hostel Fees	Other Fees	Endow ment & Other	Total Rec.	% of Rec. from Govt. funds (Central + State) to total
1	2	3	4	5	6	7	8	9	10	11
Andhra Pradesh	1019	...	...	...	...	...	...	270	1289	79.05
Arunachal pradesh	15125	...	...	...	...	...	...	...	15125	100
Assam	8354	...	...	70	...	...	...	10	8434	99.05
Bihar	129	...	...	...	...	...	...	...	129	100
Goa	...	...	...	...	...	...	...	...	...	...
Gujarat	21078	...	...	15887	...	...	...	10059	47024	44.82
Haryana	1707	...	...	...	...	...	...	26	1733	98.5
Himachal Pradesh	1538	...	...	...	...	...	...	...	1538	100
Jammu & Kashmir	...	...	...	...	...	...	...	...	...	...
Karnataka	81202	...	...	...	...	...	...	...	81202	100
Kerala	4033	...	...	104	...	...	...	222	4359	92.52
Madhya Pradesh	5200	...	...	555	...	...	...	2823	8578	60.62
Maharashtra	...	...	...	...	...	...	...	...	...	...
Manipur	282	...	...	...	...	...	...	12	294	95.92
Meghalaya	700	...	...	...	...	...	...	...	700	100
Mizoram	...	...	...	...	...	...	...	...	...	...
Nagaland	...	...	...	...	...	...	...	...	...	...
Orissa	...	...	...	...	...	...	...	...	...	...
Punjab	306	...	...	...	...	...	...	...	306	100
Rajasthan	7986	...	...	...	...	...	...	976	8962	89.11
Sikkim	16600	...	...	...	...	...	...	...	16600	100
Tamil Nadu	996	...	...	...	...	...	...	404	1400	...
Tripura	46351	...	...	2070	...	...	...	...	48421	95.72
Uttar pradesh	3052	...	...	1024	...	...	...	1040	5116	59.66
West Bengal	...	...	...	...	...	...	...	...	...	...
A & N Islands	1630	...	...	...	...	...	...	...	1630	100
Chandigarh	...	...	...	...	...	...	...	...	...	...
D & N Haveli	...	...	...	...	...	...	...	...	...	...
Daman & Diu	...	...	...	...	...	...	...	...	...	...
Delhi	...	...	...	9904	...	...	...	278	10122	...
Lakshadweep	2647	...	...	...	...	...	...	...	2647	100
Pondicherry	2815	...	...	...	...	...	...	1350	4165	67.59
<b>INDIA</b>	<b>222750</b>	<b>0</b>	<b>0</b>	<b>29814</b>	<b>0</b>	<b>0</b>	<b>0</b>	<b>17410</b>	<b>289774</b>	<b>82.63</b>

*Education in India (School Financial Data) for the year 1994-95*

**TABLE II - ITEM-WISE RECURRING INCOME BY SOURCES ON EDUCATIONAL INSTITUTIONS**  
**Total of Elementary Education (E, F AND G)**

(Rupees in Thousands)										
State/Union Territory	Central/ State Govt.	U G C	Unive rsity	Local Bodies	Tuition Fees	Hostel Fees	Other Fees	Endow ment & Other	Total Rec.	% of Rec. from Govt. funds (Central + State) to total Recurring Income
1	2	3	4	5	6	7	8	9	10	11
Andhra Pradesh	7223791	126	0	0	0	0	0	282707	7506624	96.23
Arunachal pradesh	322465	0	0	0	0	0	0	0	322465	100.00
Assam	3077628	0	0	31430	0	0	0	66779	3175837	96.91
Bihar	8030230	0	0	0	0	0	0	38080	8068310	99.53
Goa	185241	0	0	235	0	0	0	5617	191093	96.94
Gujarat	5808349	0	0	583680	0	0	0	381217	6773246	85.75
Haryana	1142075	0	0	17	0	0	0	14964	1157056	98.71
Himachal Pradesh	1465938	0	0	4882	0	0	0	17568	1488388	98.49
Jammu & Kashmir	1275245	0	0	6844	0	0	0	21936	1304025	97.79
Karnataka	5284944	0	0	43421	0	0	0	29636	5358001	98.64
Kerala	4231280	0	0	1373	0	0	0	29971	4262624	99.26
Madhya Pradesh	7228857	0	0	32878	0	0	0	250423	7512158	96.23
Maharashtra	7009082	0	0	5395084	0	0	0	719830	13123996	53.41
Manipur	536586	0	0	0	0	0	0	13444	550030	97.56
Meghalaya	405220	0	0	0	0	0	0	80491	485711	83.43
Mizoram	412519	0	0	0	0	0	0	3208	415727	99.23
Nagaland	618380	0	0	0	0	0	0	5181	623561	99.17
Orissa	1722850	0	0	423422	0	0	0	105107	2251379	76.52
Punjab	2705626	0	0	4579	0	0	0	40041	2750246	98.38
Rajasthan	4672647	0	0	519687	0	0	0	8612	5200946	89.84
Sikkim	217870	0	0	0	0	0	0	0	217870	100.00
Tamil Nadu	8006301	0	0	50924	0	0	0	30077	8087302	...
Tripura	407524	0	0	128577	0	0	0	188	536289	75.99
Uttar pradesh	9415893	0	0	628672	0	0	0	119044	10163609	92.64
West Bengal	6542824	0	0	0	0	0	0	0	6542824	100.00
A & N Islands	169662	0	0	0	0	0	0	0	169662	100.00
Chandigarh	22259	0	0	0	0	0	0	15442	37701	59.04
D & N Haveli	26602	0	0	0	0	0	0	0	26602	100.00
Daman & Diu	51301	0	0	0	0	0	0	65	51368	99.87
Delhi	189656	0	0	666183	233710	0	36254	31308	1157111	16.39
Lakshadweep	26134	0	0	0	0	0	0	0	26134	100.00
Pondicherry	147752	0	0	212	0	0	0	16429	164393	89.88
<b>INDIA</b>	<b>88582731</b>	<b>126</b>	<b>0</b>	<b>8522100</b>	<b>233710</b>	<b>0</b>	<b>36254</b>	<b>2327365</b>	<b>99702286</b>	<b>88.85</b>

**TABLE II - ITEM-WISE RECURRING INCOME BY SOURCES ON EDUCATIONAL INSTITUTIONS BY TYPE**  
**H - Institutions Imparting Instructions in Diploma/Certificate Courses of School Level (Below Matric Level)**  
**(a) Agriculture & Forestry**

rupees in Thousands)

State/Union Territory	Central/ State Govt.	U G C	Unive rsity	Local Bodies	Tuition Fees	Hostel Fees	Other Fees	Endow ment & Other	Total Rec.	% of Rec. from Govt. funds (Central
1	2	3	4	5	6	7	8	9	10	11
Andhra Pradesh										
Arunachal Pradesh										
Assam										
Bihar										
Goa										
Gujarat										
Haryana										
Himachal Pradesh										
Jammu & Kashmir										
Karnataka										
Kerala										
Madhya Pradesh										
Maharashtra	38205				1582		251	1372	41410	92.26
Manipur										
Meghalaya										
Mizoram										
Nagaland										
Orissa										
Punjab										
Rajasthan	364								364	100
Sikkim										
Tamil Nadu										
Tripura										
Uttar Pradesh										
West Bengal										
A & N Islands										
Chandigarh										
D & N Haveli										
Daman & Diu										
Delhi										
Lakshadweep										
Pondicherry										
<b>INDIA</b>	<b>38569</b>	<b>0</b>	<b>0</b>	<b>0</b>	<b>1582</b>	<b>0</b>	<b>251</b>	<b>1372</b>	<b>41774</b>	<b>92.33</b>

Education in India (School Financial Data) for the year 1994-95

**TABLE II - ITEM-WISE RECURRING INCOME BY SOURCES ON EDUCATIONAL INSTITUTIONS BY TYPE**  
**H - Institutions Imparting Instructions in Diploma/Certificate Courses of School Level (Below Matric Level)**  
**(b) Medicine (Nursing & Midwifery)**

(Rupees in Thousands)

State/Union Territory	Central/ State Govt.	U G C	Unive rsity	Local Bodies	Tuition Fees	Hostel Fees	Other Fees	Endow ment & Other	Total Rec.	% of Rec. from Govt. funds (Central + State) to total
1	2	3	4	5	6	7	8	9	10	11
Andhra Pradesh	...	...	...	...	...	...	...	...	...	...
Arunachal pradesh	...	...	...	...	...	...	...	...	...	...
Assam	1007	...	...	...	...	...	71	...	1078	93.41
Bihar	...	...	...	...	...	...	...	...	...	...
Goa	...	...	...	...	...	...	...	...	...	...
Gujarat	...	...	...	...	...	...	...	...	...	...
Haryana	...	...	...	...	...	...	...	...	...	...
Himachal Pradesh	...	...	...	...	...	...	...	...	...	...
Jammu & Kashmir	...	...	...	...	...	...	...	...	...	...
Karnataka	...	...	...	...	...	...	...	...	...	...
Kerala	...	...	...	...	...	...	...	...	...	...
Madhya Pradesh	2344	...	...	...	...	...	...	...	2344	100
Maharashtra	...	...	...	...	...	...	...	...	...	...
Manipur	...	...	...	...	...	...	...	...	...	...
Meghalaya	...	...	...	...	...	...	...	...	...	...
Mizoram	...	...	...	...	...	...	...	...	...	...
Nagaland	...	...	...	...	...	...	...	...	...	...
Orissa	...	...	...	...	...	...	...	...	...	...
Punjab	...	...	...	...	...	...	...	...	...	...
Rajasthan	...	...	...	...	...	...	...	...	...	...
Sikkim	...	...	...	...	...	...	...	...	...	...
Tamil Nadu	...	...	...	...	...	...	...	...	...	...
Tripura	...	...	...	...	...	...	...	...	...	...
Uttar pradesh	...	...	...	...	...	...	...	...	...	...
West Bengal	...	...	...	...	...	...	...	...	...	...
A & N Islands	...	...	...	...	...	...	...	...	...	...
Chandigarh	...	...	...	...	...	...	...	...	...	...
D & N Haveli	...	...	...	...	...	...	...	...	...	...
Daman & Diu	...	...	...	...	...	...	...	...	...	...
Delhi	...	...	...	...	...	...	...	...	...	...
Lakshadweep	...	...	...	...	...	...	...	...	...	...
Pondicherry	...	...	...	...	...	...	...	...	...	...
<b>INDIA</b>	<b>3351</b>	<b>0</b>	<b>0</b>	<b>0</b>	<b>0</b>	<b>0</b>	<b>71</b>	<b>0</b>	<b>3422</b>	<b>97.93</b>

**TABLE II - ITEM-WISE RECURRING INCOME BY SOURCES ON EDUCATIONAL INSTITUTIONS BY TYPE**  
**H - Institutions Imparting Instructions in Diploma/Certificate Courses of School Level (Below Matric Level)**  
**(c) Teacher Training**

(Rupees in Thousands)

State/Union Territory	Central/ State Govt.	U G C	Unive rsity	Local Bodies	Tuition Fees	Hostel Fees	Other Fees	Endow ment Other	Total Rec. &	% of Rec. from Govt. funds (Central + State) to total
1	2	3	4	5	6	7	8	9	10	11
Andhra Pradesh	...	...	...	...	...	...	...	...	...	...
Arunachal pradesh	...	...	...	...	...	...	...	...	...	...
Assam	...	...	...	...	...	...	...	...	...	...
Bihar	...	...	...	...	...	...	...	...	...	...
Goa	...	...	...	...	...	...	...	...	...	...
Gujarat	69248	...	...	...	1403	...	904	413	71968	96.22
Haryana	...	...	...	...	...	...	...	...	...	...
Himachal Pradesh	8879	...	...	...	75	...	36	...	8990	98.77
Jammu & Kashmir	...	...	...	...	...	...	...	...	...	...
Karnataka	20946	...	...	...	613	...	5318	...	26877	77.93
Kerala	...	...	...	...	...	...	...	...	...	...
Madhya Pradesh	94049	...	...	...	...	...	...	...	94049	100
Maharashtra	...	...	...	...	...	...	...	...	...	...
Manipur	...	...	...	...	...	...	...	...	...	...
Meghalaya	7194	...	...	...	...	...	...	97	7291	98.67
Mizoram	...	...	...	...	...	...	...	...	...	...
Nagaland	2783	...	...	...	...	...	...	...	2783	100
Orissa	33018	...	...	82	35	...	371	286	33792	97.71
Punjab	21953	...	...	195	27	...	372	477	23024	95.35
Rajasthan	...	...	...	...	...	...	...	...	...	...
Sikkim	4320	...	...	...	...	...	...	...	4320	100
Tamil Nadu	283	...	...	...	...	...	...	...	283	100
Tripura	777	...	...	...	...	...	...	...	777	100
Uttar pradesh	107634	...	...	90	221	137	212	342	108636	99.08
West Bengal	63022	...	...	...	...	...	...	...	63022	100
A & N Islands	...	...	...	...	...	...	...	...	...	...
Chandigarh	...	...	...	...	...	...	...	...	...	...
D & N Haveli	...	...	...	...	...	...	...	...	...	...
Daman & Diu	...	...	...	...	...	...	...	...	...	...
Delhi	...	...	...	...	...	...	...	...	...	...
Lakshadweep	...	...	...	...	...	...	...	...	...	...
Pondicherry	...	...	...	...	...	...	...	...	...	...
<b>INDIA</b>	<b>434106</b>	<b>0</b>	<b>0</b>	<b>367</b>	<b>2374</b>	<b>137</b>	<b>7213</b>	<b>1615</b>	<b>445812</b>	<b>97.37</b>

Education in India (School Financial Data) for the year 1994-95

**TABLE II - ITEM-WISE RECURRING INCOME BY SOURCES ON EDUCATIONAL INSTITUTIONS BY TYPE**  
**H - Institutions Imparting Instructions in Diploma/Certificate Courses of School Level (Below Matric Level)**  
**(d) Industrial/Arts & Crafts**

(Rupees in Thousands)

State/Union Territory	Central/ State Govt.	U G C	Unive rsity	Local Bodies	Tuition Fees	Hostel Fees	Other Fees	Endow ment & Other	Total Rec.	% of Rec. from Govt. funds (Central + State) to total
1	2	3	4	5	6	7	8	9	10	11
Andhra Pradesh	...	...	...	...	...	...	...	...	...	...
Arunachal Pradesh	...	...	...	...	...	...	...	...	...	...
Assam	2085	...	...	...	...	...	...	60	2145	97.20
Bihar	4910	...	...	...	24	...	13	685	5632	87.18
Goa	28286	...	...	...	...	...	...	...	28286	100.00
Gujarat	64473	...	...	...	2005	...	852	3749	71079	90.71
Haryana	...	...	...	...	...	...	...	...	...	...
Himachal Pradesh	30509	...	...	...	412	...	682	...	31603	96.54
Jammu & Kashmir	34	...	...	...	...	...	60	...	94	36.17
Karnataka	...	...	...	...	...	...	...	...	...	...
Kerala	108512	...	...	228	4477	498	2794	13016	129525	83.78
Madhya Pradesh	19443	...	...	...	724	...	35	130	20332	95.63
Maharashtra	...	...	...	...	...	...	...	...	...	...
Manipur	2834	...	...	...	...	...	...	...	2834	100.00
Meghalaya	4871	...	...	...	13	...	43	...	4927	98.86
Mizoram	...	...	...	...	...	...	...	...	...	...
Nagaland	...	...	...	...	...	...	...	...	...	...
Orissa	...	...	...	...	...	...	...	...	...	...
Punjab	12737	...	...	300	521	...	258	860	14676	86.79
Rajasthan	...	...	...	...	...	...	...	...	...	...
Sikkim	...	...	...	...	...	...	...	...	...	...
Tamil Nadu	139361	...	...	...	585	...	506	249	140701	99.05
Tripura	...	...	...	...	...	...	...	...	...	...
Uttar Pradesh	8948	...	...	...	119	9	108	14	9198	97.28
West Bengal	...	...	...	...	...	...	...	...	...	...
A & N Islands	...	...	...	...	...	...	...	...	...	...
Chandigarh	...	...	...	...	...	...	...	...	...	...
D & N Haveli	...	...	...	...	...	...	...	...	...	...
Daman & Diu	...	...	...	...	...	...	...	...	...	...
Delhi	525	...	...	...	...	...	...	10	535	98.13
Lakshadweep	...	...	...	...	...	...	...	...	...	...
Pondicherry	15	...	...	...	45	...	37	31	128	11.72
<b>INDIA</b>	<b>427543</b>	<b>0</b>	<b>0</b>	<b>828</b>	<b>8925</b>	<b>807</b>	<b>6388</b>	<b>18804</b>	<b>461696</b>	<b>92.80</b>

*Education in India (School Financial Data) for the year 1994-95*

**TABLE II - ITEM-WISE RECURRING INCOME BY SOURCES ON EDUCATIONAL INSTITUTIONS BY TYPE**  
**H - Institutions Imparting Instructions in Diploma/Certificate Courses of School Level (Below Matric Level)**  
**(e) Music & Fine Arts**

(Rupees in Thousands)

State/Union Territory	Central/ State Govt.	U G C	Unive rsity	Local Bodies	Tuition Fees	Hostel Fees	Other Fees	Endow ment & Other	Total Rec.	% of Rec. from Govt. funds (Central + State) to total
1	2	3	4	5	6	7	8	9	10	11
Andhra Pradesh	...	...	...	...	...	...	...	...	...	...
Arunachal Pradesh	...	...	...	...	...	...	...	...	...	...
Assam	227	...	...	...	29	80	...	8	46	390 58.21
Bihar	...	...	...	...	...	...	...	...	...	...
Goa	1522	...	...	...	...	135	...	130	202	1989 76.52
Gujarat	932	...	...	...	1	392	...	44	177	1546 60.28
Haryana	...	...	...	...	...	...	...	...	...	...
Himachal Pradesh	...	...	...	...	...	...	...	...	...	...
Jammu & Kashmir	...	...	...	...	...	...	...	...	...	...
Karnataka	...	...	...	...	...	...	...	...	...	...
Kerala	6396	...	...	...	...	314	...	7	548	7265 88.04
Madhya Pradesh	823	...	...	...	...	...	...	4	827	99.52
Maharashtra	...	...	...	...	...	...	...	...	...	...
Manipur	...	...	...	...	...	...	...	...	...	...
Meghalaya	...	...	...	...	...	...	...	...	...	...
Mizoram	...	...	...	...	...	...	...	...	...	...
Nagaland	...	...	...	...	...	...	...	...	...	...
Orissa	242	...	...	...	18	30	...	56	135	481 50.31
Punjab	...	...	...	...	...	...	...	...	...	...
Rajasthan	2608	...	...	...	...	95	...	109	678	3490 74.73
Sikkim	...	...	...	...	...	...	...	...	...	...
Tamil Nadu	3090	...	...	...	...	11	...	13	...	3114 99.23
Tripura	...	...	...	...	...	...	...	...	...	...
Uttar Pradesh	336	...	...	...	68	261	...	...	12	677 49.63
West Bengal	...	...	...	...	...	...	...	...	...	...
A & N Islands	...	...	...	...	...	...	...	...	...	...
Chandigarh	...	...	...	...	...	...	...	...	...	...
D & N Haveli	...	...	...	...	...	...	...	...	...	...
Daman & Diu	...	...	...	...	...	...	...	...	...	...
Delhi	...	...	...	...	...	...	...	...	...	...
Lakshadweep	...	...	...	...	...	...	...	...	...	...
Pondicherry	...	...	...	...	...	...	...	...	...	...
<b>INDIA</b>	<b>16176</b>	<b>0</b>	<b>0</b>	<b>116</b>	<b>1318</b>	<b>0</b>	<b>367</b>	<b>1802</b>	<b>19779</b>	<b>81.78</b>

Education in India (School Financial Data) for the year 1994-95



**TABLE II - ITEM-WISE RECURRING INCOME BY SOURCES ON EDUCATIONAL INSTITUTIONS BY TYPE**  
**H - Institutions Imparting Instructions in Diploma/Certificate Courses of School Level (Below Matric Level)**  
**(f) For the Handicapped**

(Rupees in Thousands)

State/Union Territory	Central/ State Govt.	U G C	Unive rsity	Local Bodies	Tuition Fees	Hostel Fees	Other Fees	Endow ment & Other	Total Rec.	% of Rec. from Govt. funds (Central + State) to total
1	2	3	4	5	6	7	8	9	10	11
Andhra Pradesh	25087	...	...	...	20	...	2128	1738	28973	86.59
Arunachal Pradesh	...	...	...	...	...	...	...	...	...	...
Assam	1543	...	...	...	...	...	...	68	1611	95.78
Bihar	3969	...	...	...	...	...	...	512	4481	88.57
Goa	...	...	...	...	...	...	...	...	...	...
Gujarat	57453	...	...	376	7	...	11	3304	61151	93.95
Haryana	...	...	...	...	...	...	...	...	...	...
Himachal Pradesh	2696	...	...	...	...	...	18	28	2742	98.32
Jammu & Kashmir	...	...	...	...	...	...	...	...	...	...
Karnataka	...	...	...	...	...	...	...	...	...	...
Kerala	18863	...	...	1259	88	555	255	6354	27374	68.91
Madhya Pradesh	1820	...	...	7	...	...	5	194	2026	89.83
Maharashtra	...	...	...	...	...	...	...	...	...	...
Manipur	1897	...	...	...	...	...	...	...	1897	100
Meghalaya	...	...	...	...	...	...	...	...	...	...
Mizoram	...	...	...	...	...	...	...	...	...	...
Nagaland	...	...	...	...	...	...	...	...	...	...
Orissa	...	...	...	...	...	...	...	...	...	...
Punjab	2099	...	...	159	50	9	9	4152	6478	32.4
Rajasthan	5730	...	...	...	...	360	153	686	6929	82.7
Sikkim	...	...	...	...	...	...	...	...	...	...
Tamil Nadu	23362	...	...	...	...	...	...	...	23362	100
Tripura	2689	...	...	...	...	...	...	...	2689	100
Uttar Pradesh	4853	...	...	...	28	...	23	79	4983	97.39
West Bengal	...	...	...	...	...	...	...	...	...	...
A & N Islands	...	...	...	...	...	...	...	...	...	...
Chandigarh	...	...	...	...	...	...	...	...	...	...
D & N Haveli	...	...	...	...	...	...	...	...	...	...
Daman & Diu	...	...	...	...	...	...	...	...	...	...
Delhi	8351	...	...	40	58	...	61	1205	9715	85.96
Lakshadweep	...	...	...	...	...	...	...	...	...	...
Pondicherry	1814	...	...	...	...	...	...	...	1814	100
<b>INDIA</b>	<b>162226</b>	<b>0</b>	<b>0</b>	<b>1841</b>	<b>251</b>	<b>924</b>	<b>2663</b>	<b>18320</b>	<b>186225</b>	<b>87.11</b>

Education in India (School Financial Data) for the year 1994-95

**TABLE II - ITEM-WISE RECURRING INCOME BY SOURCES ON EDUCATIONAL INSTITUTIONS BY TYPE**  
**H - Institutions imparting Instructions in Diploma/Certificate Courses of School Level (Below Matric Level)**  
**(g) Reformatory/Certified**

(Rupees in Thousands)

State/Union Territory	Central/ State Govt.	U G C	Unive rsity	Local Bodies	Tuition Fees	Hostel Fees	Other Fees	Endow ment & Other	Total Rec.	% of Rec. from Govt. funds (Central + State) to total
1	2	3	4	5	6	7	8	9	10	11
Andhra Pradesh	7916	...	...	...	...	...	...	700	8616	91.88
Arunachal Pradesh	...	...	...	...	...	...	...	...	...	...
Assam	248	...	...	...	...	...	...	...	248	100
Bihar	742	...	...	...	...	...	...	...	742	100
Goa	...	...	...	...	...	...	...	...	...	...
Gujarat	6660	...	...	...	...	...	...	...	6660	100
Haryana	...	...	...	...	...	...	...	...	...	...
Himachal Pradesh	...	...	...	...	...	...	...	...	...	...
Jammu & Kashmir	...	...	...	...	...	...	...	...	...	...
Karnataka	8713	...	...	...	...	...	3619	788	13120	66.41
Kerala	4282	...	...	...	...	...	...	8	4290	99.81
Madhya Pradesh	1840	...	...	...	...	...	1	3	1844	99.78
Maharashtra	...	...	...	...	...	...	...	...	...	...
Manipur	...	...	...	...	...	...	...	...	...	...
Meghalaya	...	...	...	...	...	...	...	...	...	...
Mizoram	...	...	...	...	...	...	...	...	...	...
Nagaland	...	...	...	...	...	...	...	...	...	...
Orissa	...	...	...	...	...	...	...	...	...	...
Punjab	554	...	...	...	...	...	...	...	554	100
Rajasthan	...	...	...	...	...	...	...	...	...	...
Sikkim	...	...	...	...	...	...	...	...	...	...
Tamil Nadu	10792	...	...	...	...	...	...	...	10792	100
Tripura	...	...	...	...	...	...	...	...	...	...
Uttar Pradesh	...	...	...	...	...	...	...	...	...	...
West Bengal	...	...	...	...	...	...	...	...	...	...
A & N Islands	...	...	...	...	...	...	...	...	...	...
Chandigarh	...	...	...	...	...	...	...	...	...	...
D & N Haveli	...	...	...	...	...	...	...	...	...	...
Daman & Diu	...	...	...	...	...	...	...	...	...	...
Delhi	960	...	...	20	9	...	1	50	1040	92.31
Lakshadweep	...	...	...	...	...	...	...	...	...	...
Pondicherry	...	...	...	...	...	...	...	...	...	...
India	42707	0	0	20	9	0	3621	1549	47908	89.15

Education in India (School Financial Data) for the year 1994-95

TABLE II - ITEM-WISE RECURRING INCOME BY SOURCES ON EDUCATIONAL INSTITUTIONS BY TYPE  
H - Institutions Imparting Instructions in Diploma/Certificate Courses of School Level (Below Matric Level)  
(h) Oriental Studies

(Rupees in Thousands)

State/Union Territory	Central/ State Govt.	U G C	Unive rsity	Local Bodies	Tuition Fees	Hostel Fees	Other Fees	Endow ment & Other	Total Rec.	% of Rec. from Govt. funds (Central + State) to total
1	2	3	4	5	6	7	8	9	10	11
Andhra Pradesh	61719	...	...	...	321	...	438	3380	65858	93.72
Arunachal pradesh	...	...	...	...	...	...	...	...	...	...
Aseam	6379	...	...	...	46	...	23	66	6514	97.93
Bihar	55764	...	...	...	2	6	141	1426	57339	97.25
Goa	...	...	...	...	...	...	...	...	...	...
Gujarat	5044	...	...	...	...	...	...	833	5877	85.83
Haryana	...	...	...	...	...	...	...	...	...	...
Himachal Pradesh	483	...	...	70	...	...	...	27	580	83.28
Jammu & Kashmir	...	...	...	...	...	...	...	...	...	...
Karnataka	10634	...	...	648	...	...	8142	1707	21131	50.32
Kerala	...	...	...	...	...	...	...	...	...	...
Madhya Pradesh	3049	...	...	31	...	...	3	251	3334	91.45
Maharashtra	1255	...	...	747	29	...	72	581	2684	46.76
Manipur	74	...	...	...	...	...	...	10	84	88.1
Meghalaya	...	...	...	...	...	...	...	...	...	...
Mizoram	...	...	...	...	...	...	...	...	...	...
Nagaland	...	...	...	...	...	...	...	...	...	...
Orissa	...	...	...	...	...	...	...	...	...	...
Punjab	...	...	...	...	...	...	...	...	...	...
Rajasthan	...	...	...	...	...	...	...	...	...	...
Sikkim	...	...	...	...	...	...	...	...	...	...
Tamil Nadu	8190	...	...	...	96	...	77	...	8363	97.93
Tripura	2017	...	...	...	...	...	...	...	2017	100
Uttar pradesh	30621	...	...	2194	...	...	...	3912	36727	83.37
West Bengal	44102	...	...	...	...	...	...	...	44102	100
A & N Islands	...	...	...	...	...	...	...	...	...	...
Chandigarh	...	...	...	...	...	...	...	...	...	...
D & N Haveli	...	...	...	...	...	...	...	...	...	...
Daman & Diu	...	...	...	...	...	...	...	...	...	...
Delhi	...	...	...	...	...	...	...	...	...	...
Lakshadweep	...	...	...	...	...	...	...	...	...	...
Pondicherry	...	...	...	...	...	...	...	...	...	...
INDIA	229331	0	0	3690	494	6	8896	12193	254610	90.07

**TABLE II - ITEM-WISE RECURRING INCOME BY SOURCES ON EDUCATIONAL INSTITUTIONS BY TYPE**  
**H - Institutions Imparting Instructions in Diploma/Certificate Courses of School Level (Below Matric Level)**  
**(i) Social (Adult) Education**

(Rupees in Thousands)										
State/Union Territory	Central/ State Govt.	U G C	Unive rsity	Local Bodies	Tuition Fees	Hostel Fees	Other Fees	Endow ment & Other	Total Rec.	% of Rec. from Govt. funds (Central + State) to total
1	2	3	4	5	6	7	8	9	10	11
Andhra Pradesh	45622	...	...	...	...	...	...	...	45622	100
Arunachal pradesh	7355	...	...	...	...	...	...	...	7355	100
Assam	6533	...	...	...	...	...	...	...	6533	100
Bihar	79618	...	...	...	...	...	...	...	79618	100
Goa	...	...	...	...	...	...	...	...	...	...
Gujarat	...	...	...	...	...	...	...	...	...	...
Haryana	...	...	...	...	...	...	...	...	...	...
Himachal Pradesh	11349	...	...	...	...	...	...	...	11349	100
Jammu & Kashmir	...	...	...	...	...	...	...	...	...	...
Karnataka	83049	...	...	...	...	...	...	...	83049	100
Kerala	...	...	...	...	...	...	...	...	...	...
Madhya Pradesh	4694	...	...	...	...	...	...	...	4694	100
Maharashtra	84875	...	...	...	...	...	...	...	84875	100
Manipur	...	...	...	...	...	...	...	...	...	...
Meghalaya	5960	...	...	...	...	...	...	...	5960	100
Mizoram	5805	...	...	...	...	...	...	...	5805	100
Nagaland	5571	...	...	...	...	...	...	...	5571	100
Orissa	...	...	...	...	...	...	...	...	...	...
Punjab	...	...	...	...	...	...	...	...	...	...
Rajasthan	10118	...	...	...	...	...	...	...	10118	100
Sikkim	3600	...	...	...	...	...	...	...	3600	100
Tamil Nadu	312	...	...	...	...	...	...	...	312	100
Tripura	70307	...	...	721	...	...	...	...	71028	98.98
Uttar pradesh	5244	...	...	...	...	...	...	...	5244	100
West Bengal	...	...	...	...	...	...	...	...	...	...
A. & N Islands	1604	...	...	...	...	...	...	...	1604	100
Chandigarh	...	...	...	...	...	...	...	...	...	...
D & N Haveli	...	...	...	...	...	...	...	...	...	...
Daman & Diu	...	...	...	...	...	...	...	...	...	...
Delhi	8050	...	...	...	...	...	...	...	8050	100
Lakshadweep	1230	...	...	...	...	...	...	...	1230	100
Pondicherry	872	...	...	...	...	...	...	...	872	100
<b>INDIA</b>	<b>441768</b>	<b>0</b>	<b>0</b>	<b>721</b>	<b>0</b>	<b>0</b>	<b>0</b>	<b>0</b>	<b>442489</b>	<b>99.84</b>

Education in India (School Financial Data) for the year 1994-95

**TABLE II - ITEM-WISE RECURRING INCOME BY SOURCES ON EDUCATIONAL INSTITUTIONS BY TYPE**  
**H - Institutions Imparting Instructions in Diploma/Certificate Courses of School Level (Below Matric Level)**  
**(j) Others**

(Rupees in Thousands)

State/Union Territory	Central/ State Govt.	U G C	Unive rsity	Local Bodies	Tuition Fees	Hostel Fees	Other Fees	Endow ment Other	Total Rec. &	% of Rec. from Govt. funds (Central + State) to total
1	2	3	4	5	6	7	8	9	10	11
Andhra Pradesh	...	...	...	...	...	...	...	...	...	...
Arunachal pradesh	...	...	...	...	...	...	...	...	...	...
Assam	1210	...	...	...	392	3	34	37	1676	72.20
Bihar	520	...	...	...	...	...	...	...	520	100.00
Goa	...	...	...	...	...	...	...	...	...	...
Gujarat	...	...	...	...	...	...	...	...	...	...
Haryana	...	...	...	...	...	...	...	...	...	...
Himachal Pradesh	1533	...	...	...	...	...	...	...	1533	100.00
Jammu & Kashmir	...	...	...	...	...	...	...	...	...	...
Karnataka	...	...	...	...	...	...	...	...	...	...
Kerala	...	...	...	...	...	...	...	...	...	...
Madhya Pradesh	20030	...	...	...	...	...	...	...	20030	100.00
Maharashtra	20	...	...	...	5	6	1	59	93	21.51
Manipur	696	...	...	...	9	...	4	87	796	87.44
Meghalaya	...	...	...	...	...	...	...	...	...	...
Mizoram	...	...	...	...	...	...	...	...	...	...
Nagaland	17495	...	...	...	...	...	...	...	17495	100.00
Orissa	979	...	...	...	...	...	69	301	1349	72.57
Punjab	...	...	...	...	...	...	...	...	...	...
Rajasthan	...	...	...	...	...	...	...	...	...	...
Sikkim	5760	...	...	...	...	...	...	...	5760	100.00
Tamil Nadu	...	...	...	...	...	...	...	...	...	...
Tripura	...	...	...	...	...	...	...	...	...	...
Uttar pradesh	117248	...	...	...	...	...	...	...	117248	100.00
West Bengal	...	...	...	...	...	...	...	...	...	...
A & N Islands	...	...	...	...	...	...	...	...	...	...
Chandigarh	...	...	...	...	...	...	...	...	...	...
D & N Haveli	571	...	...	...	...	...	...	...	571	100.00
Daman & Diu	...	...	...	...	...	...	...	...	...	...
Delhi	...	...	...	...	...	...	...	...	...	...
Lakshadweep	...	...	...	...	...	...	...	...	...	...
Pondicherry	...	...	...	...	...	...	...	...	...	...
<b>INDIA</b>	<b>166062</b>	<b>0</b>	<b>0</b>	<b>5</b>	<b>409</b>	<b>3</b>	<b>108</b>	<b>484</b>	<b>167071</b>	<b>99.40</b>

Education in India (School Financial Data) for the year 1994-95

**TABLE II - ITEM-WISE RECURRING INCOME BY SOURCES ON EDUCATIONAL INSTITUTIONS BY TYPE**  
**H - Institutions Imparting Instructions in Diploma/Certificate Courses of School Level**  
**Total (a to j)**

(Rupees in Thousands)

State/ Union Territory	Central/ State Govt.	U G C	Unive rsity	Local Bodies	Tuition Fees	Hostel Fees	Other Fees	Endow ment & Other	Total Rec.	% of Rec. from Govt. funds (Central + State) to total Recurring Income
1	2	3	4	5	6	7	8	9	10	11
Andhra Pradesh	140344	0	0	0	341	0	2586	5818	149069	94.15
Arunachal pradesh	7355	0	0	0	0	0	0	0	7355	100.00
Assam	19232	0	0	29	518	3	136	277	20195	95.23
Bihar	145523	0	0	0	26	6	154	2623	148332	98.11
Goa	29808	0	0	0	135	0	130	202	30275	98.46
Gujarat	203810	0	0	377	3807	0	1811	8476	218281	93.37
Haryana	0	0	0	0	0	0	0	0	0	0.00
Himachal Pradesh	55449	0	0	70	487	0	736	55	56797	97.63
Jammu & Kashmir	34	0	0	0	0	0	60	0	94	36.17
Karnataka	123342	0	0	648	613	0	17079	2495	144177	85.55
Kerala	138053	0	0	1487	4879	1053	3056	19926	168454	81.95
Madhya Pradesh	148092	0	0	38	724	0	44	582	149480	99.07
Maharashtra	124355	0	0	752	1619	0	324	2012	129062	96.35
Manipur	5501	0	0	0	9	0	4	97	5811	98.04
Meghalaya	18025	0	0	0	13	0	43	97	18178	99.16
Mizoram	5805	0	0	0	0	0	0	0	5805	100.00
Nagaland	25849	0	0	0	0	0	0	0	25849	100.00
Orissa	34239	0	0	100	65	0	496	722	35622	96.12
Punjab	37343	0	0	654	598	9	639	5489	44732	83.48
Rajasthan	18820	0	0	0	95	360	262	1364	20901	90.04
Sikkim	13680	0	0	0	0	0	0	0	13680	100.00
Tamil Nadu	185390	0	0	0	692	0	596	249	186927	99.18
Tripura	75790	0	0	721	0	0	0	0	76511	99.06
Uttar pradesh	274884	0	0	2352	629	146	343	4359	282713	97.23
West Bengal	107124	0	0	0	0	0	0	0	107124	100.00
A & N Islands	1604	0	0	0	0	0	0	0	1604	100.00
Chandigarh	0	0	0	0	0	0	0	0	0	0.00
D & N Haveli	571	0	0	0	0	0	0	0	571	100.00
Daman & Diu	0	0	0	0	0	0	0	0	0	0.00
Delhi	17886	0	0	60	67	0	62	1265	19340	92.48
Lakshadweep	1230	0	0	0	0	0	0	0	1230	100.00
Pondicherry	2701	0	0	0	45	0	37	31	2814	95.98
<b>INDIA</b>	<b>1961839</b>	<b>0</b>	<b>0</b>	<b>7288</b>	<b>15362</b>	<b>1577</b>	<b>28578</b>	<b>56139</b>	<b>2070783</b>	<b>94.74</b>

TABLE II - ITEM-WISE RECURRING INCOME BY SOURCES ON EDUCATIONAL INSTITUTIONS BY TYPE  
I - Directorate and Inspectorate

(Rupees in Thousands)

State/Union Territory	Central/ State Govt.	U G C	Unive rsity	Local Bodies	Tuition Fees	Hostel Fees	Other Fees	Endow ment & Other	Total Rec.	% of Rec. from Govt. funds (Central + State) to total
1	2	3	4	5	6	7	8	9	10	11
Andhra Pradesh	138660	...	...	...	...	...	...	...	138660	100.00
Arunachal pradesh	37621	...	...	...	...	...	...	...	37621	100.00
Assam	166870	...	...	...	...	...	...	312	167182	99.81
Bihar	725273	...	...	101	...	...	...	514	725888	99.92
Goa	2360	...	...	...	...	...	...	...	2360	100.00
Gujarat	...	...	...	...	...	...	...	...	...	...
Haryana	...	...	...	...	...	...	...	...	...	...
Himachal Pradesh	76174	...	...	...	...	...	...	...	76174	100.00
Jammu & Kashmir	...	...	...	...	...	...	...	...	...	...
Karnataka	48524	...	...	...	...	...	...	...	48524	100.00
Kerala	196318	...	...	...	...	...	...	...	196318	100.00
Madhya Pradesh	844453	...	...	...	...	...	...	...	844453	100.00
Maharashtra	...	...	...	...	...	...	...	...	...	...
Manipur	44862	...	...	...	...	...	...	...	44862	100.00
Meghalaya	32411	...	...	...	...	...	...	...	32411	100.00
Mizoram	26246	...	...	...	...	...	477	...	26723	98.22
Nagaland	38058	...	...	...	...	...	...	...	38058	100.00
Orissa	96306	...	...	...	...	...	...	...	96306	100.00
Punjab	301525	...	...	...	...	...	728	1088	303341	99.40
Rajasthan	362286	...	...	...	...	...	4655	...	366941	98.73
Sikkim	20550	...	...	...	...	...	...	...	20550	100.00
Tamil Nadu	458176	...	...	...	...	...	...	...	458176	100.00
Tripura	19192	...	...	529	...	...	...	...	19721	97.32
Uttar pradesh	3965279	...	...	3155	...	...	...	6415	3974849	99.76
West Bengal	177183	...	...	...	...	...	...	...	177183	100.00
A & N Islands	9582	...	...	...	...	...	...	...	9582	100.00
Chandigarh	...	...	...	...	...	...	...	...	...	...
D & N Haveli	3702	...	...	...	...	...	...	...	3702	100.00
Daman & Diu	581	...	...	...	...	...	...	...	581	100.00
Delhi	390000	...	...	...	...	...	...	...	390000	100.00
Lakshadweep	1775	...	...	...	...	...	...	...	1775	100.00
Pondichery	18903	...	...	...	...	...	...	...	18903	100.00
INDIA	8202870	0	0	3785	0	0	5860	8329	8220844	99.78

Education in India (School Financial Data) for the year 1994-95

TABLE II - ITEM-WISE RECURRING INCOME BY SOURCES ON EDUCATIONAL INSTITUTIONS  
Grand Total - J (A to I)

(Rupees in Thousands)

State/Union Territory	Central/ State Govt.	U G C	Unive rsity	Local Bodies	Tuition Fees	Hostel Fees	Other Fees	Endow ment & Other	Total Rec.	% of Rec. from Govt. funds (Central +
1	2	3	4	5	6	7	8	9	10	11
Andhra Pradesh	12259797	126	0	0	516288	45281	29125	417807	13268424	92.40
Arunachal pradesh	546195	0	0	0	0	0	0	0	546195	100.00
Assam	6417358	0	0	43914	13835	63	61756	88728	6625654	96.86
Bihar	11638906	777	0	112	24588	5606	249787	69298	11989074	97.08
Goa	694139	0	0	2434	10888	2655	9463	23698	743277	93.39
Gujarat	10516614	0	0	629407	66633	0	156385	483808	11852847	88.73
Haryana	4595063	5877	0	2497	107761	0	120833	244775	5076806	90.51
Himachal Pradesh	2660792	0	0	22928	84115	0	123253	32765	2923853	91.00
Jammu & Kashmir	2254162	0	0	16907	972	0	19455	34738	2326234	96.90
Karnataka	8104828	451	0	78691	531939	0	182228	126387	9004524	90.01
Kerala	9160898	0	0	4299	152469	28279	61638	92224	9499807	96.43
Madhya Pradesh	10838648	0	0	63334	74391	0	63767	302886	11343026	95.55
Maharashtra	16887761	0	0	8146211	285431	0	449404	969375	26738182	63.16
Manipur	941850	0	0	0	5885	0	17274	18078	983087	95.81
Meghalaya	665693	0	0	0	16257	0	11339	90552	783841	84.93
Mizoram	537498	915	0	16	0	0	1091	3208	542728	96.04
Nagaland	781244	0	0	0	6624	10200	0	5181	803249	97.26
Orissa	2609892	1741	0	522581	28393	0	21160	197278	3381045	77.19
Punjab	5394018	0	6951	16676	196505	7468	283897	347262	6252797	86.27
Rajasthan	9041548	0	0	519687	42417	2713	132855	94151	9833371	91.95
Sikkim	381240	0	0	0	0	0	0	0	381240	100.00
Tamil Nadu	14459096	0	0	65262	97978	0	71972	68670	14762978	97.94
Tripura	1018786	0	0	129827	240	0	5206	1205	1156264	88.19
Uttar pradesh	18430480	0	0	836828	355283	131702	202139	258860	20215312	91.17
West Bengal	14266300	0	0	0	0	0	0	0	14266300	100.00
A & N Islands	284421	0	0	0	0	0	0	0	284421	100.00
Chandigarh	893043	0	0	0	2803	0	287	31502	928235	98.27
D & N Haveli	41543	0	0	0	0	0	0	0	41543	100.00
Daman & Diu	56836	0	0	2657	394	0	48	81	60016	94.70
Delhi	2002109	0	0	1102040	2577151	29150	500699	123744	6334893	31.60
Lakshadweep	63110	0	0	0	0	0	0	0	63110	100.00
Pondicherry	324625	0	0	253	37061	0	472	25329	387740	83.72
<b>INDIA</b>	<b>168789093</b>	<b>9887</b>	<b>6951</b>	<b>12206661</b>	<b>5236301</b>	<b>263117</b>	<b>2755533</b>	<b>4151630</b>	<b>193399073</b>	<b>87.26</b>



**TABLE III - INCOME (NON-RECURRING) BY SOURCES AND TYPE OF INSTITUTIONS**  
**A - Boards of Intermediate and/or Secondary Education**

**(Rupees in Thousands)**

State/Union Territory	Central/ State Govt.	U G C	Univer sity	Local Bodies	Other Sources	Total Non- Rec.	% of Rec. from Govt. funds (Central + State) to total Non- Recurring Income
1	2	3	4	5	6	7	8
Andhra Pradesh	...	...	...	...	...	...	...
Arunachal pradesh	...	...	...	...	...	...	...
Assam	...	...	...	...	...	...	...
Bihar	...	...	...	...	...	...	...
Goa	...	...	...	...	...	...	...
Gujarat	...	...	...	...	...	...	...
Haryana	...	...	...	...	11875	11875	0.00
Himachal Pradesh	11132	...	...	...	...	11132	100
Jammu & Kashmir	...	...	...	...	...	...	...
Karnataka	...	...	...	...	...	...	...
Kerala	...	...	...	...	...	...	...
Madhya Pradesh	...	...	...	...	...	...	...
Maharashtra	...	...	...	...	...	...	...
Manipur	...	...	...	...	...	...	...
Meghalaya	...	...	...	...	...	...	...
Mizoram	...	...	...	...	...	...	...
Nagaland	...	...	...	...	...	...	...
Orissa	...	...	...	...	...	...	...
Punjab	...	...	...	...	...	...	...
Rajasthan	...	...	...	...	...	...	...
Sikkim	...	...	...	...	...	...	...
Tamil Nadu	...	...	...	...	...	...	...
Tripura	...	...	...	...	...	...	...
Uttar pradesh	...	...	...	...	...	...	...
West Bengal	...	...	...	...	...	...	...
A & N Islands	...	...	...	...	...	...	...
Chandigarh	...	...	...	...	...	...	...
D & N Haveli	...	...	...	...	...	...	...
Daman & Diu	...	...	...	...	...	...	...
Delhi	...	...	...	...	...	...	...
Lakshadweep	...	...	...	...	...	...	...
Pondicherry	...	...	...	...	...	...	...
<b>INDIA</b>	<b>11132</b>	<b>0</b>	<b>0</b>	<b>0</b>	<b>11875</b>	<b>23007</b>	<b>48.39</b>

**TABLE III - INCOME (NON-RECURRING) BY SOURCES AND TYPE OF INSTITUTIONS**  
**B - Intermediate/Pre-Degree/Junior Colleges**

(Rupees in Thousands)

State/Union Territory	Central/ State Govt.	U G C	Univer sity	Local Bodies	Other Sources	Total Non- Rec.	% of Rec. from Govt. funds (Central + State) to total Non- Recurring Income
1	2	3	4	5	6	7	8
Andhra Pradesh	...	...	...	...	...	...	...
Arunachal pradesh	...	...	...	...	...	...	...
Assam	658	...	...	209	3767	4634	14.2
Bihar	...	...	...	...	...	...	...
Goa	...	...	...	...	...	...	...
Gujarat	...	...	...	...	...	...	...
Haryana	...	...	...	...	...	...	...
Himachal Pradesh	...	...	...	...	...	...	...
Jammu & Kashmir	...	...	...	...	...	...	...
Karnataka	...	...	...	...	...	...	...
Kerala	...	...	...	...	...	...	...
Madhya Pradesh	...	...	...	...	...	...	...
Maharashtra	5850	1085	...	5665	37653	50253	11.64
Manipur	...	...	...	...	...	...	...
Meghalaya	...	...	...	...	...	...	...
Mizoram	...	...	...	...	...	...	...
Nagaland	...	...	...	...	...	...	...
Orissa	1295	...	473	9976	10817	22561	5.74
Punjab	...	...	...	...	...	...	...
Rajasthan	...	...	...	...	...	...	...
Sikkim	...	...	...	...	...	...	...
Tamil Nadu	...	...	...	...	...	...	...
Tripura	...	...	...	...	...	...	...
Uttar pradesh	...	...	...	...	...	...	...
West Bengal	...	...	...	...	...	...	...
A & N Islands	...	...	...	...	...	...	...
Chandigarh	...	...	...	...	...	...	...
D & N Haveli	...	...	...	...	...	...	...
Daman & Diu	...	...	...	...	...	...	...
Delhi	...	...	...	...	...	...	...
Lakshadweep	5531	...	...	...	...	5531	100
Pondichery	...	...	...	...	...	...	...
<b>INDIA</b>	<b>13334</b>	<b>1085</b>	<b>473</b>	<b>15850</b>	<b>52237</b>	<b>82979</b>	<b>16.07</b>

**TABLE III - INCOME (NON-RECURRING) BY SOURCES AND TYPE OF INSTITUTIONS**  
**C - Higher Secondary Schools (10+2 Pattern)**  
**(i) Higher Secondary Schools with Academic Streams**

(Rupees in Thousands)

State/Union Territory	Central/ State Govt.	U G C	University	Local Bodies	Other Sources	Total Non- Rec.	% of Govt. income (Central + State) to total Non- Recurring Income
1	2	3	4	5	6	7	8
Andhra Pradesh	16243	...	...	...	20656	36899	44.02
Arunachal pradesh	14073	...	...	...	...	14073	100.00
Assam	14900	...	...	112	1501	16513	90.23
Bihar	1862	...	...	...	4729	6591	28.25
Goa	528	...	...	16	990	1534	34.42
Gujarat	81405	1040	...	20082	41816	144343	56.40
Haryana	11691	...	...	...	5411	17102	68.36
Himachal Pradesh	7085	...	...	538	1697	9320	76.02
Jammu & Kashmir	23277	...	...	...	956	24233	96.05
Karanataka	...	...	...	...	...	0	0.00
Kerala	2974	...	...	24	16130	19128	15.55
Madhya Pradesh	7394	...	...	218	6326	13938	53.05
Maharashtra	103585	...	...	151288	107628	362501	28.58
Manipur	15458	...	...	...	728	16186	95.50
Meghalaya	413	...	...	...	...	413	100.00
Mizoram	...	...	...	...	...	0	0.00
Nagaland	...	...	...	...	...	0	0.00
Orissa	...	...	...	...	...	0	0.00
Punjab	12727	...	...	1673	22018	36418	34.95
Rajasthan	21146	...	...	...	1300	22446	94.21
Sikkim	10000	...	...	...	...	10000	100.00
Tamil Nadu	...	...	...	...	...	0	0.00
Tripura	10589	...	...	...	238	10827	97.80
Uttar pradesh	55565	...	...	6722	7010	69297	80.18
West Bengal	46000	...	...	...	...	46000	100.00
A & N Islands	6848	...	...	...	...	6848	100.00
Chandigarh	...	...	...	...	...	0	0.00
D & N Haveli	9343	...	...	...	...	9343	100.00
Daman & Diu	...	...	...	...	...	0	0.00
Delhi	8058	...	...	796	250179	259033	3.11
Lakshadweep	757	...	...	...	...	757	100.00
Pondicherry	6870	...	...	...	2408	9278	74.05
<b>INDIA</b>	<b>488791</b>	<b>1040</b>	<b>0</b>	<b>181469</b>	<b>491721</b>	<b>1163021</b>	<b>42.03</b>

**TABLE III - INCOME (NON-RECURRING) BY SOURCES AND TYPE OF INSTITUTIONS**  
**C - Higher Secondary Schools (10+2 Pattern)**  
**(ii) Higher Secondary Schools with Vocational Streams**

(Rupees in Thousands)

State/Union Territory	Central/ State Govt.	U G C	Univer sity	Local Bodies	Other Sources	Total Rec.	Non-	% of Rec. from Govt. funds (Central + State) to total Non- Recurring Income
1	2	3	4	5	6	7		8
Andhra Pradesh	...	...	...	...	...	...	0	...
Arunachal Pradesh	...	...	...	...	...	...	0	...
Assam	...	...	...	...	...	...	0	...
Bihar	...	...	...	...	...	...	0	...
Goa	1027	...	...	...	13	1040	1040	98.75
Gujarat	8900	...	...	40	5443	14383	14383	61.88
Haryana	...	...	...	...	...	...	0	...
Himachal Pradesh	...	...	...	...	...	...	0	...
Jammu & Kashmir	...	...	...	...	...	...	0	...
Karnataka	...	...	...	...	...	...	0	...
Kerala	1199	...	...	...	1468	2667	2667	44.96
Madhya Pradesh	...	...	...	...	...	...	0	...
Maharashtra	...	...	...	...	...	...	0	...
Manipur	...	...	...	...	...	...	0	...
Meghalaya	...	...	...	...	...	...	0	...
Mizoram	...	...	...	...	...	...	0	...
Nagaland	...	...	...	...	...	...	0	...
Orissa	...	...	...	...	...	...	0	...
Punjab	...	...	...	...	...	...	0	...
Rajasthan	...	...	...	...	...	...	0	...
Sikkim	...	...	...	...	...	...	0	...
Tamil Nadu	...	...	...	...	...	...	0	...
Tripura	...	...	...	...	...	...	0	...
Uttar Pradesh	...	...	...	...	...	...	0	...
West Bengal	...	...	...	...	...	...	0	...
A & N Islands	...	...	...	...	...	...	0	...
Chandigarh	...	...	...	...	...	...	0	...
D & N Haveli	...	...	...	...	...	...	0	...
Daman & Diu	...	...	...	...	...	...	0	...
Delhi	...	...	...	...	...	...	0	...
Lakshadweep	...	...	...	...	...	...	0	...
Pondicherry	1772	121	...	...	...	1893	1893	93.61
<b>INDIA</b>	<b>12898</b>	<b>121</b>	<b>0</b>	<b>40</b>	<b>6924</b>	<b>19983</b>	<b>19983</b>	<b>64.54</b>

**TABLE III - INCOME (NON-RECURRING) BY SOURCES AND TYPE OF INSTITUTIONS**  
**C - Higher Secondary Schools (10+2 Pattern)**  
**(iii) Higher Secondary Schools with Vocational and Academic Streams**

(Rupees in Thousands)

State/Union Territory	Central/ State Govt.	U G C	University	Local Bodies	Other Sources	Total Non- Rec.	% of Govt. income (Central + State) to total Non- Recurring Income
1	2	3	4	5	6	7	8
Andhra Pradesh	...	...	...	...	...	0	...
Arunachal pradesh	...	...	...	...	...	0	...
Assam	...	...	...	...	...	0	...
Bihar	...	...	...	...	...	0	...
Goa	...	...	...	...	...	0	...
Gujarat	14488	...	...	32	12639	27159	53.35
Haryana	...	...	...	...	...	0	...
Himachal Pradesh	119	...	...	...	...	119	100
Jammu & Kashmir	...	...	...	...	...	0	...
Karnataka	...	...	...	...	...	0	...
Kerala	...	...	...	...	...	0	...
Madhya Pradesh	...	...	...	...	...	0	...
Maharashtra	...	...	...	...	...	0	...
Manipur	...	...	...	...	...	0	...
Meghalaya	...	...	...	...	...	0	...
Mizoram	...	...	...	...	...	0	...
Nagaland	...	...	...	...	...	0	...
Orissa	...	...	...	...	...	0	...
Punjab	5051	...	...	...	3130	8181	61.74
Rajasthan	...	...	...	...	...	0	...
Sikkim	...	...	...	...	...	0	...
Tamil Nadu	108053	...	...	294	8947	117294	92.12
Tripura	...	...	...	...	...	0	...
Uttar pradesh	...	...	...	...	...	0	...
West Bengal	...	...	...	...	...	0	...
A & N Islands	...	...	...	...	...	0	...
Chandigarh	...	...	...	...	...	0	...
D & N Haveli	...	...	...	...	...	0	...
Daman & Diu	...	...	...	...	...	0	...
Delhi	...	...	...	...	...	0	...
Lakshadweep	...	...	...	...	...	0	...
Pondicherry	6489	...	...	...	30	6519	99.54
<b>INDIA</b>	<b>134200</b>	<b>0</b>	<b>0</b>	<b>326</b>	<b>24746</b>	<b>159272</b>	<b>84.26</b>

**TABLE III - INCOME (NON-RECURRING) BY SOURCES AND TYPE OF INSTITUTIONS**  
Total C (i to iil) (10+2 Pattern)

(Rupees in Thousands)

State/Union Territory	Central/ State Govt.	U G C	University	Local Bodies	Other Sources	Total Non- Rec.	% of Govt. income (Central + State) to total Non- Recurring Income
1	2	3	4	5	6	7	8
Andhra Pradesh	16243	0	0	0	20656	36899	44.02
Arunachal pradesh	14073	0	0	0	0	14073	100.00
Assam	14900	0	0	112	1501	16513	90.23
Bihar	1862	0	0	0	4729	6591	28.25
Goa	1555	0	0	16	1003	2574	60.41
Gujarat	104793	1040	0	20154	59898	185885	56.38
Haryana	11691	0	0	0	5411	17102	68.36
Himachal Pradesh	7204	0	0	538	1697	9439	76.32
Jammu & Kashmir	23277	0	0	0	956	24233	96.05
Karnataka	0	0	0	0	0	0	0.00
Kerala	4173	0	0	24	17598	21795	19.15
Madhya Pradesh	7394	0	0	218	6326	13938	53.05
Maharashtra	103585	0	0	151288	107628	362501	28.58
Manipur	15458	0	0	0	728	16186	95.50
Meghalaya	413	0	0	0	0	413	100.00
Mizoram	0	0	0	0	0	0	0.00
Nagaland	0	0	0	0	0	0	0.00
Orissa	0	0	0	0	0	0	0.00
Punjab	17778	0	0	1673	25148	44599	39.86
Rajasthan	21146	0	0	0	1300	22446	94.21
Sikkim	10000	0	0	0	0	10000	100.00
Tamil Nadu	108053	0	0	294	8947	117294	92.12
Tripura	10589	0	0	0	238	10827	97.80
Uttar pradesh	55565	0	0	6722	7010	69297	80.18
West Bengal	46000	0	0	0	0	46000	100.00
A & N Islands	6848	0	0	0	0	6848	100.00
Chandigarh	0	0	0	0	0	0	0.00
D & N Haveli	9343	0	0	0	0	9343	100.00
Daman & Diu	0	0	0	0	0	0	0.00
Delhi	8058	0	0	796	250179	259033	3.11
Lakshadweep	757	0	0	0	0	757	100.00
Pondicherry	15131	121	0	0	2438	17690	85.53
<b>INDIA</b>	<b>635889</b>	<b>1161</b>	<b>0</b>	<b>181835</b>	<b>523391</b>	<b>1342276</b>	<b>47.37</b>

**TABLE III - INCOME (NON-RECURRING) BY SOURCES AND TYPE OF INSTITUTIONS**  
**D - High/Post Basic Schools**

(Rupees in Thousands)

State/Union Territory	Central/ State Govt.	U G C	University	Local Bodies	Other Sources	Total Non- Rec.	% of Govt. Income (Central + State) to total Non- Recurring Income
1	2	3	4	5	6	7	8
Andhra Pradesh	20757	...	...	...	25137	45894	45.23
Arunachal pradesh	21688	...	...	...	...	21688	100.00
Assam	26469	...	...	1205	5064	32738	80.85
Bihar	32765	...	...	526	4865	38156	85.87
Goa	7371	162	...	317	1875	9725	75.79
Gujarat	48693	70	...	1970	41677	92410	52.69
Haryana	5695	...	...	166	671	6532	87.19
Himachal Pradesh	5174	...	...	571	7135	12880	40.17
Jammu & Kashmir	37640	...	...	...	676	38316	98.24
Karnataka	...	...	...	...	...	0	0.00
Kerala	10879	...	...	394	21924	33197	32.77
Madhya Pradesh	1943	...	...	147	3242	5332	36.44
Maharashtra	105840	...	...	283513	220486	609839	17.36
Manipur	16838	...	...	...	1996	18834	89.40
Meghalaya	10759	...	...	...	4199	14958	71.93
Mizoram	13053	...	...	3	92	13148	99.28
Nagaland	...	...	...	...	41964	41964	0.00
Orissa	8338	...	21	2760	13159	24278	34.34
Punjab	14206	...	...	...	3670	17876	79.47
Rajasthan	45662	...	...	...	1005	46667	97.85
Sikkim	...	...	...	...	...	0	0.00
Tamil Nadu	62191	...	...	146	4260	66597	93.38
Tripura	9544	...	...	...	212	9756	97.83
Uttar pradesh	13261	...	...	503	4229	17993	73.70
West Bengal	63900	...	...	...	...	63900	100.00
A & N Islands	26100	...	...	...	...	26100	100.00
Chandigarh	...	...	...	...	...	0	0.00
D & N Haveli	5827	...	...	...	...	5827	100.00
Daman & Diu	2	...	...	...	...	2	100.00
Delhi	8261	...	...	...	6214	14475	57.07
Lakshadweep	1756	...	...	...	...	1756	100.00
Pondichery	2045	...	...	...	3031	5076	40.29
<b>INDIA</b>	<b>626657</b>	<b>232</b>	<b>21</b>	<b>292221</b>	<b>416783</b>	<b>1335914</b>	<b>46.91</b>

TABLE III - INCOME (NON-RECURRING) BY SOURCES AND TYPE OF INSTITUTIONS  
E - Middle/Senior Basic Schools

(Rupees in Thousands)

State/Union Territory	Central/ State Govt.	U G C	University	Local Bodies	Other Sources	Total Non- Rec.	% of Govt. income (Central + State) to total Non- Recurring Income
1	2	3	4	5	6	7	8
Andhra Pradesh	5445	...	...	...	1675	7120	76.47
Arunachal pradesh	63596	...	...	...	...	63596	100.00
Assam	53762	...	...	55	1167	54984	97.78
Bihar	11033	...	...	...	1571	12604	87.54
Goa	148	...	...	...	...	148	100.00
Gujarat	391577	...	...	19848	13434	424859	92.17
Haryana	2025	...	...	31	114	2170	93.32
Himachal Pradesh	706	...	...	138	309	1153	61.23
Jammu & Kashmir	42559	...	...	...	1059	43618	97.57
Karnataka	57675	...	...	29756	279865	367296	15.70
Kerala	15294	...	...	441	5896	21631	70.70
Madhya Pradesh	5585	...	...	...	13502	19087	29.26
Maharashtra	18345	...	...	6744	9682	34771	52.76
Manipur	23323	...	...	...	846	24169	96.50
Meghalaya	18166	...	...	...	2392	20558	88.36
Mizoram	8105	...	...	...	818	8923	90.83
Nagaland	...	...	...	...	21706	21706	0.00
Orissa	6131	...	...	2683	2085	10899	56.25
Punjab	5626	...	...	201	2079	7906	71.16
Rajasthan	39054	...	...	...	2404	41458	94.20
Sikkim	6000	...	...	...	...	6000	100.00
Tamil Nadu	...	...	...	...	...	0	0.00
Tripura	5706	...	...	...	...	5706	100.00
Uttar pradesh	27765	...	...	5442	3663	36870	75.31
West Bengal	...	...	...	...	...	0	0.00
A & N Islands	6500	...	...	...	...	6500	100.00
Chandigarh	...	...	...	...	...	0	0.00
D & N Havell	5323	...	...	...	...	5323	100.00
Daman & Diu	...	...	...	...	...	0	0.00
Delhi	1882	...	...	302	77128	79312	2.37
Lakshadweep	1187	...	...	...	...	1187	100.00
Pondichery	5425	...	...	...	579	6004	90.36
INDIA	827943	0	0	65641	441974	1335558	61.99



**TABLE III - INCOME (NON-RECURRING) BY SOURCES AND TYPE OF INSTITUTIONS**  
**F - Primary/Junior Basic Schools**

(Rupees in Thousands)

State/Union Territory	Central/ State Govt.	U G C	University	Local Bodies	Other Sources	Total Non- Rec.	% of Govt. income (Central + State) to total Non- Recurring Income
1	2	3	4	5	6	7	8
Andhra Pradesh	35960	...	...	...	1568	37528	95.82
Arunachal pradesh	60805	...	...	...	...	60805	100
Assam	175315	...	...	4851	9617	189783	91.37
Bihar	61141	...	...	...	946	62087	98.48
Goa	260	...	...	15	106	381	68.24
Gujarat	10359	...	...	2552	2850	15761	65.73
Haryana	4608	...	...	127	...	4735	97.32
Himachal Pradesh	4257	...	...	...	3141	7398	57.54
Jammu & Kashmir	67370	...	...	...	947	68317	98.61
Karanataka	961	...	...	42	35891	36894	2.6
Kerala	10975	...	...	1199	3460	15634	70.2
Madhya Pradesh	13857	...	...	...	2511	16368	84.66
Maharashtra	13839	...	...	5088	7304	26231	52.76
Manipur	4361	...	...	...	501	4862	89.7
Meghalaya	24746	...	...	...	2392	27138	91.19
Mizoram	9077	...	...	...	513	9590	94.65
Nagaland	...	...	...	...	16248	16248	...
Orissa	35408	...	...	25720	5867	66995	52.85
Punjab	9402	...	...	450	1770	11622	80.9
Rajasthan	33731	...	...	9429	2832	45992	73.34
Sikkim	6000	...	...	...	...	6000	100
Tamil Nadu	...	...	...	...	...	0	...
Tripura	12961	...	...	1933	...	14894	87.02
Uttar pradesh	99900	...	...	10168	855	110923	90.06
West Bengal	...	...	...	...	...	0	...
A & N Islands	39695	...	...	...	...	39695	100
Chandigarh	...	...	...	...	...	0	...
D & N Haveli	3455	...	...	...	...	3455	100
Daman & Diu	...	...	...	...	...	0	...
Delhi	...	...	...	212	...	212	...
Lakshadweep	253	...	...	...	...	253	100
Pondicherry	2605	...	...	...	2005	4610	56.51
<b>INDIA</b>	<b>741301</b>	<b>0</b>	<b>0</b>	<b>61786</b>	<b>101324</b>	<b>904411</b>	<b>81.97</b>

TABLE III - INCOME (NON-RECURRING) BY SOURCES AND TYPE OF INSTITUTIONS

G - Pre-Primary/Pre-Basic Schools

(Rupees In Thousands)

State/Union Territory	Central/ State Govt.	U G C	Univer sity	Local Bodies	Other Sources	Total Non- Rec.	% of Rec. from Govt. funds (Central + State) to total Non- Recurring Income
1	2	3	4	5	6	7	8
Andhra Pradesh	3	...	...	...	...	3	100
Arunachal pradesh	146	...	...	...	...	146	100
Assam	303	...	...	...	...	303	100
Bihar	...	...	...	...	...	...	...
Goa	...	...	...	...	...	...	...
Gujarat	76	...	...	381	393	850	8.94
Haryana	...	...	...	...	...	...	...
Himachal Pradesh	...	...	...	...	...	...	...
Jammu & Kashmir	...	...	...	...	...	...	...
Karnataka	33687	...	...	...	...	33687	100
Kerala	...	...	...	20	55	75	...
Madhya Pradesh	...	...	...	...	58	58	...
Maharashtra	...	...	...	...	...	...	...
Manipur	...	...	...	...	...	...	...
Meghalaya	...	...	...	...	...	...	...
Mizoram	...	...	...	...	...	...	...
Nagaland	...	...	...	...	...	...	...
Orissa	...	...	...	...	...	...	...
Punjab	...	...	...	...	...	...	...
Rajasthan	58	...	...	...	...	58	100
Sikkim	...	...	...	...	...	...	...
Tamil Nadu	...	...	...	...	...	...	...
Tripura	990	...	...	...	...	990	100
Uttar pradesh	5	...	...	39	...	44	11.36
West Bengal	...	...	...	...	...	...	...
A & N Islands	800	...	...	...	...	800	100
Chandigarh	...	...	...	...	...	...	...
D & N Haveli	...	...	...	...	...	...	...
Daman & Diu	...	...	...	...	...	...	...
Delhi	...	...	...	...	...	...	...
Lakshadweep	1842	...	...	...	...	1842	100
Pondicherry	410	...	...	...	...	410	100
INDIA	38320	0	0	440	506	39266	97.59

**TABLE III - INCOME (NON-RECURRING) BY SOURCES AND TYPE OF INSTITUTIONS**  
**Total Elementary Education (E, F and G)**

**(Rupees in Thousands)**

State/Union Territory	Central/ State Govt.	U G C	University	Local Bodies	Other Sources	Total Non- Rec.	% of Govt. income (Central + State) to total Non-Recurring Income
1	2	3	4	5	6	7	8
Andhra Pradesh	41408	0	0	0	3243	44651	92.74
Arunachal pradesh	124547	0	0	0	0	124547	100.00
Assam	229380	0	0	4906	10784	245070	93.60
Bihar	72174	0	0	0	2517	74691	96.63
Goa	408	0	0	15	106	529	77.13
Gujarat	402012	0	0	22781	16677	441470	91.06
Haryana	6633	0	0	158	114	6905	86.88
Himachal Pradesh	4963	0	0	138	3450	8551	58.04
Jammu & Kashmir	109929	0	0	0	2006	111935	98.21
Karnataka	92323	0	0	29798	315756	437877	21.08
Kerala	26269	0	0	1660	9411	37340	70.35
Madhya Pradesh	19442	0	0	0	16071	35513	54.75
Maharashtra	32184	0	0	11832	16986	61002	52.76
Manipur	27684	0	0	0	1347	29031	95.36
Meghalaya	42912	0	0	0	4784	47696	89.97
Mizoram	17182	0	0	0	1331	18513	92.81
Nagaland	0	0	0	0	37954	37954	0.00
Orissa	41539	0	0	28403	7952	77894	53.33
Punjab	15028	0	0	651	3849	19528	76.96
Rajasthan	72843	0	0	9429	5236	87508	83.24
Sikkim	12000	0	0	0	0	12000	100.00
Tamil Nadu	0	0	0	0	0	0	0.00
Tripura	19657	0	0	1933	0	21590	91.05
Uttar pradesh	127670	0	0	15649	4518	147837	86.36
West Bengal	0	0	0	0	0	0	0.00
A & N islands	46995	0	0	0	0	46995	100.00
Chandigarh	0	0	0	0	0	0	0.00
D & N Haveli	8778	0	0	0	0	8778	100.00
Daman & Diu	0	0	0	0	0	0	0.00
Delhi	1882	0	0	514	77128	79524	2.37
Lakshadweep	3282	0	0	0	0	3282	100.00
Pondicherry	8440	0	0	0	2584	11024	76.56
<b>INDIA</b>	<b>1607564</b>	<b>0</b>	<b>0</b>	<b>127867</b>	<b>543804</b>	<b>2279235</b>	<b>70.53</b>

**TABLE III - INCOME (NON-RECURRING) BY SOURCES AND TYPE OF INSTITUTIONS**  
**H - Institutions Imparting Instructions in Diploma/Certificates Courses of School Level**  
**(a) Agricultural & Forestry**

(Rupees in Thousands)

State/Union Territory	Central/ State Govt.	U G C	Univer sity	Local Bodies	Other Sources	Total Rec.	Non-	% of Rec. from Govt. funds (Central + State) to total Non- Recurring Income
1	2	3	4	5	6	7		8
Andhra Pradesh	...	...	...	...	...	...	...	...
Arunachal pradesh	...	...	...	...	...	...	...	...
Assam	...	...	...	...	...	...	...	...
Bihar	...	...	...	...	...	...	...	...
Goa	...	...	...	...	...	...	...	...
Gujarat	...	...	...	...	...	...	...	...
Haryana	...	...	...	...	...	...	...	...
Himachal Pradesh	...	...	...	...	...	...	...	...
Jammu & Kashmir	...	...	...	...	...	...	...	...
Karanataka	...	...	...	...	...	...	...	...
Kerala	...	...	...	...	...	...	...	...
Madhya Pradesh	...	...	...	...	...	...	...	...
Maharashtra	...	...	...	...	465	465	465	...
Manipur	...	...	...	...	...	...	...	...
Meghalaya	...	...	...	...	...	...	...	...
Mizoram	...	...	...	...	...	...	...	...
Nagaland	...	...	...	...	...	...	...	...
Orissa	...	...	...	...	...	...	...	...
Punjab	...	...	...	...	...	...	...	...
Rajasthan	...	...	...	...	...	...	...	...
Sikkim	...	...	...	...	...	...	...	...
Tamil Nadu	...	...	...	...	...	...	...	...
Tripura	...	...	...	...	...	...	...	...
Uttar pradesh	...	...	...	...	...	...	...	...
West Bengal	...	...	...	...	...	...	...	...
A & N Islands	...	...	...	...	...	...	...	...
Chandigarh	...	...	...	...	...	...	...	...
D & N Haveli	...	...	...	...	...	...	...	...
Daman & Diu	...	...	...	...	...	...	...	...
Delhi	...	...	...	...	...	...	...	...
Lakshadweep	...	...	...	...	...	...	...	...
Pondichery	...	...	...	...	...	...	...	...
<b>INDIA</b>	...	...	...	...	<b>465</b>	<b>465</b>	<b>465</b>	...

**TABLE III - INCOME (NON-RECURRING) BY SOURCES AND TYPE OF INSTITUTIONS**  
**H - Institutions Imparting Instructions in Diploma/Certificates Courses of School Level**  
**(b) Medicine (Nursing & Midwifery)**

(Rupees in Thousands)

State/Union Territory	Central/ State Govt.	U G C	Univer sity	Local Bodies	Other Sources	Total Rec.	Non-	% of Rec. from Govt. funds (Central + State) to total Non- Recurring Income
1	2	3	4	5	6	7		8
Andhra Pradesh	...	...	...	...	...	...	...	...
Arunachal pradesh	...	...	...	...	...	...	...	...
Assam	...	...	...	...	...	...	...	...
Bihar	...	...	...	...	...	...	...	...
Goa	...	...	...	...	...	...	...	...
Gujarat	...	...	...	...	...	...	...	...
Haryana	...	...	...	...	...	...	...	...
Himachal Pradesh	...	...	...	...	...	...	...	...
Jammu & Kashmir	...	...	...	...	...	...	...	...
Karanataka	...	...	...	...	...	...	...	...
Kerala	...	...	...	...	...	...	...	...
Madhya Pradesh	...	...	...	...	...	...	...	...
Maharashtra	...	...	...	...	...	...	...	...
Manipur	...	...	...	...	...	...	...	...
Meghalaya	...	...	...	...	...	...	...	...
Mizoram	...	...	...	...	...	...	...	...
Nagaland	...	...	...	...	...	...	...	...
Orissa	...	...	...	...	...	...	...	...
Punjab	...	...	...	...	...	...	...	...
Rajasthan	...	...	...	...	...	...	...	...
Sikkim	...	...	...	...	...	...	...	...
Tamil Nadu	...	...	...	...	...	...	...	...
Tripura	...	...	...	...	...	...	...	...
Uttar pradesh	...	...	...	...	...	...	...	...
West Bengal	...	...	...	...	...	...	...	...
A & N Islands	...	...	...	...	...	...	...	...
Chandigarh	...	...	...	...	...	...	...	...
D & N Haveli	...	...	...	...	...	...	...	...
Daman & Diu	...	...	...	...	...	...	...	...
Delhi	...	...	...	...	...	...	...	...
Lakshadweep	...	...	...	...	...	...	...	...
Pondicherry	...	...	...	...	...	...	...	...
INDIA	...	...	...	...	...	...	...	...

Note: No Income has been reported .

**TABLE III - INCOME (NON-RECURRING) BY SOURCES AND TYPE OF INSTITUTIONS**  
**H - Institutions Imparting instructions in Diploma/Certificates Courses of School Level**  
**(c) Teacher Training**

**(Rupees in Thousands)**

State/Union Territory	Central/ State Govt.	U G C	Univer sity	Local Bodies	Other Sources	Total Rec.	Non- Govt.	% of Rec. from Govt. funds (Central + State) to total Non- Recurring Income
1	2	3	4	5	6	7	8	
Andhra Pradesh	...	...	...	...	...	...	...	...
Arunachal pradesh	...	...	...	...	...	...	...	...
Assam	...	...	...	...	...	...	...	...
Bihar	...	...	...	...	...	...	...	...
Goa	...	...	...	...	...	...	...	...
Gujarat	4248	...	...	242	1573	6063	...	70.06
Haryana	...	...	...	...	...	...	...	...
Himachal Pradesh	367	...	...	...	...	367	...	100
Jammu & Kashmir	...	...	...	...	...	...	...	...
Karnataka	...	...	...	...	...	...	...	...
Kerala	...	...	...	...	...	...	...	...
Madhya Pradesh	122	...	...	...	...	122	...	100
Maharashtra	...	...	...	...	...	...	...	...
Manipur	...	...	...	...	...	...	...	...
Meghalaya	272	...	...	...	...	272	...	100
Mizoram	...	...	...	...	...	...	...	...
Nagaland	...	...	...	...	...	...	...	...
Orissa	780	...	...	13	189	982	...	79.43
Punjab	10003	...	...	...	...	10003	...	100
Rajasthan	...	...	...	...	...	...	...	...
Sikkim	200	...	...	...	...	200	...	100
Tamil Nadu	...	...	...	...	...	...	...	...
Tripura	38	...	...	...	...	38	...	100
Uttar pradesh	1502	...	...	...	51	1553	...	96.72
West Bengal	...	...	...	...	...	...	...	...
A & N Islands	...	...	...	...	...	...	...	...
Chandigarh	...	...	...	...	...	...	...	...
D & N Haveli	...	...	...	...	...	...	...	...
Daman & Diu	...	...	...	...	...	...	...	...
Delhi	...	...	...	...	...	...	...	...
Lakshadweep	...	...	...	...	...	...	...	...
Pondichery	...	...	...	...	...	...	...	...
<b>INDIA</b>	<b>17532</b>	<b>0</b>	<b>0</b>	<b>255</b>	<b>1813</b>	<b>19600</b>	...	<b>89.45</b>

**TABLE III - INCOME (NON-RECURRING) BY SOURCES AND TYPE OF INSTITUTIONS**  
**H - Institutions Imparting Instructions in Diploma/Certificates Courses of School Level**  
**(d) Industrial/Arts & Crafts**

(Rupees in Thousands)

State/Union Territory	Central/ State Govt.	U G C	Univer sity	Local Bodies	Other Sources	Total Rec.	Non-	% of Rec. from Govt. funds (Central + State) to total Non- Recurring Income
1	2	3	4	5	6	7	8	8
Andhra Pradesh	...	...	...	...	...	...	...	...
Arunachal pradesh	...	...	...	...	...	...	...	...
Assam	334	...	...	...	...	334	100.00	...
Bihar	...	...	...	...	...	...	...	...
Goa	4014	...	...	...	...	4014	100.00	...
Gujarat	307	...	...	...	103	410	74.88	...
Haryana	...	...	...	...	...	...	...	...
Himachal Pradesh	5351	...	...	...	...	5351	100.00	...
Jammu & Kashmir	...	...	...	...	...	...	...	...
Karnataka	...	...	...	...	...	...	...	...
Kerala	59	...	...	...	1678	1737	3.40	...
Madhya Pradesh	...	...	...	...	...	...	...	...
Maharashtra	...	...	...	...	...	...	...	...
Manipur	73	...	...	...	...	73	100.00	...
Meghalaya	...	...	...	...	...	...	...	...
Mizoram	...	...	...	...	...	...	...	...
Nagaland	...	...	...	...	...	...	...	...
Orissa	...	...	...	...	...	...	...	...
Punjab	436	...	...	...	250	686	63.56	...
Rajasthan	...	...	...	...	...	...	...	...
Sikkim	...	...	...	...	...	...	...	...
Tamil Nadu	...	...	...	...	94	94	...	...
Tripura	...	...	...	...	...	...	...	...
Uttar pradesh	522	...	...	...	...	522	100.00	...
West Bengal	...	...	...	...	...	...	...	...
A & N Islands	...	...	...	...	...	...	...	...
Chandigarh	...	...	...	...	...	...	...	...
D & N Haveli	...	...	...	...	...	...	...	...
Daman & Diu	...	...	...	...	...	...	...	...
Delhi	...	...	...	...	4	4	...	...
Lakshadweep	...	...	...	...	...	...	...	...
Pondicherry	...	...	...	...	...	...	...	...
<b>INDIA</b>	<b>11096</b>	<b>0</b>	<b>0</b>	<b>0</b>	<b>2129</b>	<b>13225</b>	<b>83.90</b>	

**TABLE III - INCOME (NON-RECURRING) BY SOURCES AND TYPE OF INSTITUTIONS**  
**H - Institutions Imparting Instructions in Diploma/Certificates Courses of School Level**  
**(e) Music & Fine Arts**

(Rupees in Thousands)

State/Union Territory	Central/ State Govt.	U G C	Univer sity	Local Bodies	Other Sources	Total Rec.	Non-	% of Rec. from Govt. funds (Central + State) to total Non- Recurring Income
1	2	3	4	5	6	7		8
Andhra Pradesh	...	...	...	...	...	...	...	...
Arunachal pradesh	...	...	...	...	...	...	...	...
Assam	8	...	...	...	32	40	...	20
Bihar	...	...	...	...	...	...	...	...
Goa	...	...	...	...	199	199	...	...
Gujarat	3	...	...	...	1137	1140	...	0.26
Haryana	...	...	...	...	...	...	...	...
Himachal Pradesh	...	...	...	...	...	...	...	...
Jammu & Kashmir	...	...	...	...	...	...	...	...
Karnataka	...	...	...	...	...	...	...	...
Kerala	138	...	...	...	27	165	...	83.64
Madhya Pradesh	396	...	...	...	...	396	...	100
Maharashtra	...	...	...	...	...	...	...	...
Manipur	...	...	...	...	...	...	...	...
Meghalaya	...	...	...	...	...	...	...	...
Mizoram	...	...	...	...	...	...	...	...
Nagaland	...	...	...	...	...	...	...	...
Orissa	111	...	...	...	106	217	...	51.15
Punjab	...	...	...	...	...	...	...	...
Rajasthan	...	...	...	...	...	...	...	...
Sikkim	...	...	...	...	...	...	...	...
Tamil Nadu	...	...	...	...	...	...	...	...
Tripura	...	...	...	...	...	...	...	...
Uttar pradesh	2	...	...	13	...	15	...	13.33
West Bengal	...	...	...	...	...	...	...	...
A & N Islands	...	...	...	...	...	...	...	...
Chandigarh	...	...	...	...	...	...	...	...
D & N Haveli	...	...	...	...	...	...	...	...
Daman & Diu	...	...	...	...	...	...	...	...
Delhi	...	...	...	...	...	...	...	...
Lakshadweep	...	...	...	...	...	...	...	...
Pondicherry	...	...	...	...	...	...	...	...
<b>INDIA</b>	<b>658</b>	<b>0</b>	<b>0</b>	<b>13</b>	<b>1501</b>	<b>2172</b>		<b>30.29</b>



**TABLE III - INCOME (NON-RECURRING) BY SOURCES AND TYPE OF INSTITUTIONS**  
**H - Institutions Imparting Instructions in Diploma/Certificates Courses of School Level**  
**(f) For the Handicapped**

(Rupees in Thousands)

State/Union Territory	Central/ State Govt.	U G C	Univer sity	Local Bodies	Other Sources	Total Rec.	Non-	% of Rec. from Govt. funds (Central + State) to total Non- Recurring Income
1	2	3	4	5	6	7	8	8
Andhra Pradesh	217	...	...	...	212	429	50.58	
Arunachal pradesh	...	...	...	...	...	...	...	
Assam	246	...	...	...	...	246	100.00	
Bihar	...	...	...	...	...	...	...	
Goa	...	...	...	...	...	...	...	
Gujarat	544	...	...	788	6883	8215	6.62	
Haryana	...	...	...	...	...	...	...	
Himachal Pradesh	5	...	...	...	...	5	100.00	
Jammu & Kashmir	...	...	...	...	...	...	...	
Karanataka	...	...	...	...	...	...	...	
Kerala	370	...	...	...	1939	2309	16.02	
Madhya Pradesh	...	...	...	...	53	53	...	
Maharashtra	...	...	...	...	...	...	...	
Manipur	496	...	...	...	...	496	100.00	
Meghalaya	...	...	...	...	...	...	...	
Mizoram	...	...	...	...	...	...	...	
Nagaland	...	...	...	...	...	...	...	
Orissa	...	...	...	...	...	...	...	
Punjab	...	...	...	...	49	49	...	
Rajasthan	12	...	...	...	162	174	6.90	
Sikkim	...	...	...	...	...	...	...	
Tamil Nadu	...	...	...	...	67	67	...	
Tripura	100	...	...	...	...	100	100.00	
Uttar pradesh	10	...	...	10	...	20	50.00	
West Bengal	...	...	...	...	...	...	...	
A & N Islands	...	...	...	...	...	...	...	
Chandigarh	...	...	...	...	...	...	...	
D & N Haveli	...	...	...	...	...	...	...	
Daman & Diu	...	...	...	...	...	...	...	
Delhi	30	...	...	...	...	30	100.00	
Lakshadweep	...	...	...	...	...	...	...	
Pondicherry	3	...	...	...	...	3	100.00	
<b>INDIA</b>	<b>2033</b>	<b>0</b>	<b>0</b>	<b>798</b>	<b>9365</b>	<b>12196</b>	<b>16.67</b>	

**TABLE III - INCOME (NON-RECURRING) BY SOURCES AND TYPE OF INSTITUTIONS**  
**H - Institutions Imparting Instructions in Diploma/Certificates Courses of School Level**  
**(g) Reformatory/Certified**

(Rupees in Thousands)

State/Union Territory	Central/ State Govt.	U G C	Univer sity	Local Bodies	Other Sources	Total Rec.	Non-	% of Rec. from Govt. funds (Central + State) to total Non- Recurring Income
1	2	3	4	5	6	7		8
Andhra Pradesh	...	...	...	...	...	...	...	...
Arunachal pradesh	...	...	...	...	...	...	...	...
Assam	...	...	...	...	...	...	...	...
Bihar	...	...	...	...	...	...	...	...
Goa	...	...	...	...	...	...	...	...
Gujarat	...	...	...	...	...	...	...	...
Haryana	...	...	...	...	...	...	...	...
Himachal Pradesh	...	...	...	...	...	...	...	...
Jammu & Kashmir	...	...	...	...	...	...	...	...
Karnataka	2747	...	...	12	47	2806		97.9
Kerala	...	...	...	...	...	...	...	...
Madhya Pradesh	2	...	...	...	...	...	2	100
Maharashtra	...	...	...	...	...	...	...	...
Manipur	...	...	...	...	...	...	...	...
Meghalaya	...	...	...	...	...	...	...	...
Mizoram	...	...	...	...	...	...	...	...
Nagaland	...	...	...	...	...	...	...	...
Orissa	...	...	...	...	...	...	...	...
Punjab	...	...	...	...	...	...	...	...
Rajasthan	...	...	...	...	...	...	...	...
Sikkim	...	...	...	...	...	...	...	...
Tamil Nadu	...	...	...	...	95	...	95	...
Tripura	...	...	...	...	...	...	...	...
Uttar pradesh	...	...	...	...	...	...	...	...
West Bengal	...	...	...	...	...	...	...	...
A & N Islands	...	...	...	...	...	...	...	...
Chandigarh	...	...	...	...	...	...	...	...
D & N Havell	...	...	...	...	...	...	...	...
Daman & Diu	...	...	...	...	...	...	...	...
Delhi	...	...	...	...	...	...	...	...
Lakshadweep	...	...	...	...	...	...	...	...
Pondicherry	...	...	...	...	...	...	...	...
<b>INDIA</b>	<b>2749</b>	<b>0</b>	<b>0</b>	<b>12</b>	<b>142</b>	<b>2903</b>		<b>94.70</b>

**TABLE III - INCOME (NON-RECURRING) BY SOURCES AND TYPE OF INSTITUTIONS**  
**H - Institutions imparting Instructions in Diploma/Certificates Courses of School Level**  
**(h) Oriental Studies**

(Rupees in Thousands)

State/Union Territory	Central/ State Govt.	U G C	Univer sity	Local Bodies	Other Sources	Total Rec.	Non-	% of Rec. from Govt. funds (Central + State) to total Non- Recurring Income
1	2	3	4	5	6	7		8
Andhra Pradesh	1083	...	...	...	8	1091		99.27
Arunachal Pradesh	...	...	...	...	...	...		...
Assam	201	...	...	...	33	234		85.9
Bihar	8	...	...	...	255	263		3.04
Goa	...	...	...	...	...	...		...
Gujarat	62	...	...	151	589	802		7.73
Haryana	...	...	...	...	...	...		...
Himachal Pradesh	...	...	...	...	...	...		...
Jammu & Kashmir	...	...	...	...	...	...		...
Karnataka	12	...	...	12	47	71		16.9
Kerala	...	...	...	...	...	...		...
Madhya Pradesh	7	...	...	...	...	7		100
Maharashtra	5	...	...	...	50	55		9.09
Manipur	...	...	...	...	...	...		...
Meghalaya	...	...	...	...	...	...		...
Mizoram	...	...	...	...	...	...		...
Nagaland	...	...	...	...	...	...		...
Orissa	...	...	...	...	...	...		...
Punjab	...	...	...	...	...	...		...
Rajasthan	...	...	...	...	...	...		...
Sikkim	...	...	...	...	...	...		...
Tamil Nadu	...	...	...	...	17	17		...
Tripura	...	...	...	...	...	...		...
Uttar Pradesh	1447	...	...	402	252	2101		68.87
West Bengal	...	...	...	...	...	...		...
A & N Islands	...	...	...	...	...	...		...
Chandigarh	...	...	...	...	...	...		...
D & N Havell	...	...	...	...	...	...		...
Daman & Diu	...	...	...	...	...	...		...
Delhi	...	...	...	...	...	...		...
Lakshadweep	...	...	...	...	...	...		...
Pondicherry	...	...	...	...	...	...		...
<b>INDIA</b>	<b>2825</b>	<b>0</b>	<b>0</b>	<b>565</b>	<b>1251</b>	<b>4641</b>		<b>60.87</b>

**TABLE III - INCOME (NON-RECURRING) BY SOURCES AND TYPE OF INSTITUTIONS**  
**H - Institutions Imparting Instructions in Diploma/Certificates Courses of School Level**  
**(i) Social (Adult) Education**

(Rupees in Thousands)

State/Union Territory	Central/ State Govt.	U G C	Univer sity	Local Bodies	Other Sources	Total Rec.	Non- %	of Rec. from Govt. funds (Central + State) to total Non- Recurring Income
1	2	3	4	5	6	7	8	
Andhra Pradesh	...	...	...	...	...	...	...	...
Arunachal pradesh	2781	...	...	...	...	2781	100.00	
Assam	535	...	...	...	...	535	100.00	
Bihar	...	...	...	...	...	...	...	
Goa	...	...	...	...	...	...	...	
Gujarat	...	...	...	...	...	...	...	
Haryana	...	...	...	...	...	...	...	
Himachal Pradesh	...	...	...	...	...	...	...	
Jammu & Kashmir	...	...	...	...	...	...	...	
Karanataka	...	...	...	...	...	...	...	
Kerala	...	...	...	...	...	...	...	
Madhya Pradesh	...	...	...	...	...	...	...	
Maharashtra	...	...	...	...	...	...	...	
Manipur	...	...	...	...	...	...	...	
Meghalaya	...	...	...	...	...	...	...	
Mizoram	...	...	...	...	...	...	...	
Nagaland	...	...	...	...	...	...	...	
Orissa	...	...	...	...	...	...	...	
Punjab	...	...	...	...	...	...	...	
Rajasthan	...	...	...	...	...	...	...	
Sikkim	...	...	...	...	...	...	...	
Tamil Nadu	...	...	...	...	...	...	...	
Tripura	748	...	...	...	...	748	100.00	
Uttar pradesh	71707	...	...	...	...	71707	100.00	
West Bengal	...	...	...	...	...	...	...	
A & N Islands	...	...	...	...	...	...	...	
Chandigarh	...	...	...	...	...	...	...	
D & N Haveli	...	...	...	...	...	...	...	
Daman & Diu	...	...	...	...	...	...	...	
Delhi	...	...	...	...	...	...	...	
Lakshadweep	...	...	...	...	...	...	...	
Pondicherry	...	...	...	...	...	...	...	
<b>INDIA</b>	<b>75771</b>	<b>0</b>	<b>0</b>	<b>0</b>	<b>0</b>	<b>75771</b>	<b>100.00</b>	

**TABLE III - INCOME (NON-RECURRING) BY SOURCES AND TYPE OF INSTITUTIONS**  
**H - Institutions Imparting Instructions In Diploma/Certificates Courses of School Level**  
**(j) Others**

**(Rupees in Thousands)**

State/Union Territory	Central/ State Govt.	U G C	Univer sity	Local Bodies	Other Sources	Total Rec.	Non-	% of Rec. from Govt. funds (Central + State) to total Non- Recurring Income
1	2	3	4	5	6	7		8
Andhra Pradesh	...	...	...	...	...	...	...	...
Arunachal pradesh	...	...	...	...	...	...	...	...
Assam	103	...	...	...	...	7	110	93.64
Bihar	...	...	...	...	...	...	...	...
Goa	...	...	...	...	...	...	...	...
Gujarat	...	...	...	...	...	...	...	...
Haryana	...	...	...	...	...	...	...	...
Himachal Pradesh	...	...	...	...	...	...	...	...
Jammu & Kashmir	...	...	...	...	...	...	...	...
Karanataka	...	...	...	...	...	...	...	...
Kerala	...	...	...	...	...	...	...	...
Madhya Pradesh	...	...	...	...	...	...	...	...
Maharashtra	...	...	...	...	...	...	...	...
Manipur	105	...	...	...	...	68	173	60.69
Meghalaya	...	...	...	...	...	...	...	...
Mizoram	...	...	...	...	...	...	...	...
Nagaland	...	...	...	...	...	...	...	...
Orissa	179	...	...	...	...	...	179	100
Punjab	...	...	...	...	...	...	...	...
Rajasthan	...	...	...	...	...	...	...	...
Sikkim	1000	...	...	...	...	...	1000	100
Tamil Nadu	...	...	...	...	...	...	...	...
Tripura	...	...	...	...	...	...	...	...
Uttar pradesh	432824	...	...	...	...	...	432824	100
West Bengal	...	...	...	...	...	...	...	...
A & N Islands	...	...	...	...	...	...	...	...
Chandigarh	...	...	...	...	...	...	...	...
D & N Haveli	...	...	...	...	...	...	...	...
Daman & Diu	...	...	...	...	...	...	...	...
Delhi	...	...	...	...	...	...	...	...
Lakshadweep	...	...	...	...	...	...	...	...
Pondicherry	...	...	...	...	...	...	...	...
<b>INDIA</b>	<b>434211</b>	<b>0</b>	<b>0</b>	<b>0</b>	<b>75</b>	<b>434286</b>	<b>99.98</b>	

**TABLE III - INCOME (NON-RECURRING) BY SOURCES AND TYPE OF INSTITUTIONS**  
**H - Institutions Imparting Instructions in Diploma/Certificates Courses of School Level**  
**Total H (a to j)**

(Rupees in Thousands)

State/Union Territory	Central/ State Govt.	U G C	Univer sity	Local Bodies	Other Sources	Total Rec.	Non- Govt. funds (Central + State) to total Non- Recurring Income
1	2	3	4	5	6	7	8
Andhra Pradesh	1300	0	0	0	220	1520	85.53
Arunachal pradesh	2781	0	0	0	0	2781	100.00
Assam	1427	0	0	0	72	1499	95.20
Bihar	8	0	0	0	255	263	3.04
Goa	4014	0	0	0	199	4213	95.28
Gujarat	5164	0	0	1181	10285	16630	31.05
Haryana	0	0	0	0	0	0	0.00
Himachal Pradesh	5723	0	0	0	0	5723	100.00
Jammu & Kashmir	0	0	0	0	0	0	0.00
Karnataka	2759	0	0	24	94	2877	95.90
Kerala	567	0	0	0	3644	4211	13.46
Madhya Pradesh	527	0	0	0	53	580	90.86
Maharashtra	5	0	0	0	515	520	0.96
Manipur	674	0	0	0	68	742	90.84
Meghalaya	272	0	0	0	0	272	100.00
Mizoram	0	0	0	0	0	0	0.00
Nagaland	0	0	0	0	0	0	0.00
Orissa	1070	0	0	13	295	1378	77.65
Punjab	10439	0	0	0	299	10738	97.22
Rajasthan	12	0	0	0	162	174	6.90
Sikkim	1200	0	0	0	0	1200	100.00
Tamil Nadu	0	0	0	0	273	273	0.00
Tripura	886	0	0	0	0	886	100.00
Uttar pradesh	508014	0	0	425	303	508742	99.86
West Bengal	0	0	0	0	0	0	0.00
A & N Islands	0	0	0	0	0	0	0.00
Chandigarh	0	0	0	0	0	0	0.00
D & N Haveli	0	0	0	0	0	0	0.00
Daman & Diu	0	0	0	0	0	0	0.00
Delhi	30	0	0	0	4	34	88.24
Lakshadweep	0	0	0	0	0	0	0.00
Pondicherry	3	0	0	0	0	3	100.00
<b>INDIA</b>	<b>546875</b>	<b>0</b>	<b>0</b>	<b>1643</b>	<b>16741</b>	<b>565259</b>	<b>96.75</b>

TABLE III - INCOME (NON-RECURRING) BY SOURCES AND TYPE OF INSTITUTIONS

I - Directorate and Inspectorate

(Rupees in Thousands)

State/Union Territory	Central/ State Govt.	U G C	Univer sity	Local Bodies	Other Sources	Total Rec.	Non- Rec.	% of Rec. from Govt. funds (Central + State) to total Non- Recurring Income
1	2	3	4	5	6	7	8	
Andhra Pradesh	1000	...	...	...	...	1000	...	100.00
Arunachal Pradesh	2833	...	...	...	...	2833	...	100.00
Assam	10305	...	...	...	400	10705	...	96.26
Bihar	4802	...	...	...	111560	116362	...	4.13
Goa	...	...	...	...	...	...	...	...
Gujarat	...	...	...	...	...	...	...	...
Haryana	...	...	...	...	...	...	...	...
Himachal Pradesh	2000	...	...	...	...	2000	...	100.00
Jammu & Kashmir	...	...	...	...	...	...	...	...
Karnataka	...	...	...	...	...	...	...	...
Kerala	...	...	...	...	...	...	...	...
Madhya Pradesh	...	...	...	...	...	...	...	...
Maharashtra	...	...	...	...	...	...	...	...
Manipur	16593	...	...	...	...	16593	...	100.00
Meghalaya	...	...	...	...	...	...	...	...
Mizoram	5110	...	...	...	...	5110	...	100.00
Nagaland	...	...	...	...	...	...	...	...
Orissa	25993	...	...	...	...	25993	...	100.00
Punjab	909	...	...	...	90	999	...	90.99
Rajasthan	3585	...	...	...	...	3585	...	100.00
Sikkim	...	...	...	...	...	...	...	...
Tamil Nadu	...	...	...	...	...	...	...	...
Tripura	200	...	...	...	...	200	...	100.00
Uttar Pradesh	1485172	...	...	569	689	1486430	...	99.92
West Bengal	...	...	...	...	...	...	...	...
A & N Islands	2000	...	...	...	...	2000	...	100.00
Chandigarh	...	...	...	...	...	...	...	...
D & N Haveli	...	...	...	...	...	...	...	...
Daman & Diu	...	...	...	...	...	...	...	...
Delhi	...	...	...	...	...	...	...	...
Lakshadweep	693	...	...	...	...	693	...	100.00
Pondicherry	512	...	...	...	...	512	...	100.00
INDIA	1581607	0	0	569	112739	1674815	...	93.23

TABLE III - INCOME (NON-RECURRING) BY SOURCES AND TYPE OF INSTITUTIONS

Grand Total J ( A to I )

(Rupees in Thousands)							
State/Union Territory	Central/ State Govt.	U G C	University	Local Bodies	Other Sources	Total Non- Rec.	% of Govt. income (Central + State) to total Non- Recurring
1	2	3	4	5	6	7	8
Andhra Pradesh	80708	0	0	0	49256	129964	62.10
Arunachal pradesh	165722	0	0	0	0	165722	100.00
Assam	283139	0	0	6432	21588	311159	90.99
Bihar	111611	0	0	526	123926	236063	47.28
Goa	13348	162	0	348	3183	17041	78.33
Gujarat	560662	1110	0	46086	128537	736395	76.14
Haryana	24019	0	0	324	18071	42414	56.63
Himachal Pradesh	36196	0	0	1247	12282	49725	72.79
Jammu & Kashmir	170846	0	0	0	3638	174484	97.91
Karnataka	95082	0	0	29822	315850	440754	21.57
Kerala	41888	0	0	2078	52577	96543	43.39
Madhya Pradesh	29306	0	0	365	25692	55363	52.93
Maharashtra	247464	1085	0	452298	383268	1084115	22.83
Manipur	77247	0	0	0	4139	81386	94.91
Meghalaya	54356	0	0	0	8983	63339	85.82
Mizoram	35345	0	0	3	1423	36771	96.12
Nagaland	0	0	0	0	79918	79918	0.00
Orissa	78235	0	494	41152	32223	152104	51.44
Punjab	58360	0	0	2324	33056	93740	62.26
Rajasthan	143248	0	0	9429	7703	160380	89.32
Sikkim	23200	0	0	0	0	23200	100.00
Tamil Nadu	170244	0	0	440	13480	184164	92.44
Tripura	40876	0	0	1933	450	43259	94.49
Uttar pradesh	2189682	0	0	23868	16749	2230299	98.18
West Bengal	109900	0	0	0	0	109900	100.00
A & N Islands	81943	0	0	0	0	81943	100.00
Chandigarh	0	0	0	0	0	0	0.00
D & N Haveli	23948	0	0	0	0	23948	100.00
Daman & Diu	2	0	0	0	0	2	100.00
Delhi	18231	0	0	1310	333525	353066	5.16
Lakshadweep	12019	0	0	0	0	12019	100.00
Pondicherry	26131	121	0	0	8053	34305	76.17
<b>INDIA</b>	<b>5002958</b>	<b>2478</b>	<b>494</b>	<b>619985</b>	<b>1677570</b>	<b>7303485</b>	<b>68.50</b>



**Table IV Total Income (Recurring & Non-Recurring) by Type of Institutions  
A - Boards of Intermediate and/or Secondary Education**

(Rupees in Thousands)

State/Union Territory	Total Income			% of Rec. Income (Col.2) to Total Income (Col.4)
	Recurring	Non-Recurring	Total	
1	2	3	4	5
Andhra Pradesh	75903	...	75903	100.00
Arunachal Pradesh	...	...	0	0.00
Assam	...	...	0	0.00
Bihar	277490	...	277490	100.00
Goa	20439	...	20439	100.00
Gujarat	122425	...	122425	100.00
Haryana	151869	11875	163744	92.75
Himachal Pradesh	84007	11132	95139	88.30
Jammu & Kashmir	15490	...	15490	100.00
Karnataka	162164	...	162164	100.00
Kerala	58006	...	58006	100.00
Madhya Pradesh	...	...	0	0.00
Maharashtra	298977	...	298977	100.00
Manipur	15411	...	15411	100.00
Meghalaya	18699	...	18699	100.00
Mizoram	...	...	0	0.00
Nagaland	4239	...	4239	100.00
Orissa	...	...	0	0.00
Punjab	292151	...	292151	100.00
Rajasthan	92200	...	92200	100.00
Sikkim	...	...	0	0.00
Tamil Nadu	...	...	0	0.00
Tripura	6538	...	6538	100.00
Uttar Pradesh	126695	...	126695	100.00
West Bengal	...	...	0	0.00
A & N Islands	...	...	0	0.00
Chandigarh	...	...	0	0.00
D & N Haveli	...	...	0	0.00
Daman & Diu	...	...	0	0.00
Delhi	...	...	0	0.00
Lakshadweep	...	...	0	0.00
Pondicherry	...	...	0	0.00
<b>INDIA</b>	<b>1822703</b>	<b>23007</b>	<b>1845710</b>	<b>98.75</b>

Note: NIL entry is shown as no income has been reported

**Table IV Total Income (Recurring & Non-Recurring) by Type of Institutions  
B - Intermediate/Pre-Degree/Jr. Colleges**

(Rupees in Thousands)

State/Union Territory	Total Income			% of Rec. Income (Col.2) to Total Income (Col.4)
	Recurring	Non-Recurring	Total	
1	2	3	4	5
Andhra Pradesh	...	...	0	0.00
Arunachal Pradesh	...	...	0	0.00
Assam	28379	4634	33013	85.96
Bihar	...	...	0	0.00
Goa	...	...	0	0.00
Gujarat	...	...	0	0.00
Haryana	...	...	0	0.00
Himachal Pradesh	...	...	0	0.00
Jammu & Kashmir	...	...	0	0.00
Karnataka	...	...	0	0.00
Kerala	...	...	0	0.00
Madhya Pradesh	...	...	0	0.00
Maharashtra	728906	50253	779159	93.55
Manipur	...	...	0	0.00
Meghalaya	...	...	0	0.00
Mizoram	...	...	0	0.00
Nagaland	...	...	0	0.00
Orissa	64909	22561	87470	74.21
Punjab	...	...	0	0.00
Rajasthan	...	...	0	0.00
Sikkim	...	...	0	0.00
Tamil Nadu	...	...	0	0.00
Tripura	...	...	0	0.00
Uttar Pradesh	...	...	0	0.00
West Bengal	...	...	0	0.00
A & N Islands	...	...	0	0.00
Chandigarh	...	...	0	0.00
D & N Haveli	...	...	0	0.00
Daman & Diu	...	...	0	0.00
Delhi	...	...	0	0.00
Lakshadweep	7846	5531	13377	58.65
Pondicherry	1445	...	1445	100.00
<b>INDIA</b>	<b>831485</b>	<b>82979</b>	<b>914464</b>	<b>90.93</b>

Note: NIL entry is shown as no income has been reported

**Table IV Total Income (Recurring & Non-Recurring) by Type of Institutions  
C - Higher Secondary Schools (10+2 Pattern)  
(i) Higher Secondary Schools with Academic Streams**

(Rupees in Thousands)

State/Union Territory	Total Income			% of Rec. Income (Col.2) to Total Income (Col.4)
	Recurring	Non-Recurring	Total	
1	2	3	4	5
Andhra Pradesh	306398	36899	343297	89.25
Arunachal Pradesh	91687	14073	105760	86.69
Assam	1241121	16513	1257634	98.69
Bihar	431658	6591	438249	98.50
Goa	32138	1534	33672	95.44
Gujarat	2496889	144343	2641232	94.54
Haryana	1148373	17102	1165475	98.53
Himachal Pradesh	469293	9320	478613	98.05
Jammu & Kashmir	394797	24233	419030	94.22
Karnataka	2053976	0	2053976	100.00
Kerala	394314	19128	413442	95.37
Madhya Pradesh	1935761	13938	1949699	99.29
Maharashtra	4916567	362501	5279068	93.13
Manipur	91719	16186	107905	85.00
Meghalaya	33606	413	34019	98.79
Mizoram	0	0	0	0.00
Nagaland	0	0	0	0.00
Orissa	0	0	0	0.00
Punjab	399664	36418	436082	91.65
Rajasthan	1557896	22446	1580342	98.58
Sikkim	129140	10000	139140	92.81
Tamil Nadu	0	0	0	0.00
Tripura	263443	10827	274270	96.05
Uttar Pradesh	4437615	69297	4506912	98.46
West Bengal	824175	46000	870175	94.71
A & N Islands	67173	6848	74021	90.75
Chandigarh	85422	0	85422	100.00
D & N Haveli	7512	9343	16855	44.57
Daman & Diu	3103	0	3103	100.00
Delhi	4009357	259033	4268390	93.93
Lakshadweep	4820	757	5577	86.43
Pondicherry	61053	9278	70331	86.81
<b>INDIA</b>	<b>27888670</b>	<b>1163021</b>	<b>29051691</b>	<b>96.00</b>

Note: NIL entry is shown as no income has been reported

**Table IV Total Income (Recurring & Non-Recurring) by Type of Institutions  
C - Higher Secondary Schools (10+2 Pattern)  
(ii) Higher Secondary Schools with Vocational Streams**

(Rupees in Thousands)

State/Union Territory	Total Income			% of Rec. Income (Col.2) to Total Income (Col.4)
	Recurring	Non-Recurring	Total	
1	2	3	4	5
Andhra Pradesh	...	0	0	0.00
Arunachal Pradesh	...	0	0	0.00
Assam	...	0	0	0.00
Bihar	...	0	0	0.00
Goa	51917	1040	52957	98.04
Gujarat	162165	14383	176548	91.85
Haryana	66721	0	66721	100.00
Himachal Pradesh	...	0	0	0.00
Jammu & Kashmir	...	0	0	0.00
Karnataka	...	0	0	0.00
Kerala	56708	2667	59375	95.51
Madhya Pradesh	...	0	0	0.00
Maharashtra	...	0	0	0.00
Manipur	...	0	0	0.00
Meghalaya	...	0	0	0.00
Mizoram	...	0	0	0.00
Nagaland	...	0	0	0.00
Orissa	...	0	0	0.00
Punjab	...	0	0	0.00
Rajasthan	...	0	0	0.00
Sikkim	...	0	0	0.00
Tamil Nadu	...	0	0	0.00
Tripura	...	0	0	0.00
Uttar Pradesh	...	0	0	0.00
West Bengal	...	0	0	0.00
A & N Islands	...	0	0	0.00
Chandigarh	...	0	0	0.00
D & N Haveli	...	0	0	0.00
Daman & Diu	...	0	0	0.00
Delhi	...	0	0	0.00
Lakshadweep	...	0	0	0.00
Pondicherry	1772	1893	3665	48.35
<b>INDIA</b>	<b>339283</b>	<b>19983</b>	<b>359266</b>	<b>94.44</b>

Note: NIL entry is shown as no income has been reported

**Table IV Total Income (Recurring & Non-Recurring) by Type of Institutions  
C - Higher Secondary Schools (10+2 Pattern)  
(iii) Higher Secondary Schools with Vocational and Academic Streams**

(Rupees in Thousands)

State/Union Territory	Total Income			% of Rec. Income (Col.2) to Total Income (Col.4)
	Recurring	Non-Recurring	Total	
1	2	3	4	5
Andhra Pradesh	...	0	0	0.00
Arunachal Pradesh	...	0	0	0.00
Assam	...	0	0	0.00
Bihar	...	0	0	0.00
Goa	...	0	0	0.00
Gujarat	330062	27159	357221	92.40
Haryana	...	0	0	0.00
Himachal Pradesh	68541	119	68660	99.83
Jammu & Kashmir	...	0	0	0.00
Karnataka	...	0	0	0.00
Kerala	...	0	0	0.00
Madhya Pradesh	...	0	0	0.00
Maharashtra	...	0	0	0.00
Manipur	...	0	0	0.00
Meghalaya	...	0	0	0.00
Mizoram	...	0	0	0.00
Nagaland	...	0	0	0.00
Orissa	...	0	0	0.00
Punjab	560059	8181	568240	98.56
Rajasthan	...	0	0	0.00
Sikkim	...	0	0	0.00
Tamil Nadu	3830001	117294	3947295	97.03
Tripura	...	0	0	0.00
Uttar Pradesh	...	0	0	0.00
West Bengal	...	0	0	0.00
A & N Islands	...	0	0	0.00
Chandigarh	...	0	0	0.00
D & N Haveli	...	0	0	0.00
Daman & Diu	...	0	0	0.00
Delhi	...	0	0	0.00
Lakshadweep	...	0	0	0.00
Pondicherry	45693	6519	52212	87.51
<b>INDIA</b>	<b>4834356</b>	<b>159272</b>	<b>4993628</b>	<b>96.81</b>

Note: NIL entry is shown as no income has been reported

**Table IV Total Income (Recurring & Non-Recurring) by Type of Institutions  
Total C ( i to iii) (10 + 2 pattern)**

(Rupees in Thousands)

State/Union Territory	Total Income			% of Rec. Income (Col.2) to Total Income (Col.4)
	Recurring	Non-Recurring	Total	
1	2	3	4	5
Andhra Pradesh	306398	36899	343297	89.25
Arunachal Pradesh	91687	14073	105760	86.69
Assam	1241121	16513	1257634	98.69
Bihar	431658	6591	438249	98.50
Goa	84055	2574	86629	97.03
Gujarat	2989116	185885	3175001	94.15
Haryana	1215094	17102	1232196	98.61
Himachal Pradesh	537834	9439	547273	98.28
Jammu & Kashmir	394797	24233	419030	94.22
Karnataka	2053976	0	2053976	100.00
Kerala	451022	21795	472817	95.39
Madhya Pradesh	1935761	13938	1949699	99.29
Maharashtra	4916567	362501	5279068	93.13
Manipur	91719	16186	107905	85.00
Meghalaya	33606	413	34019	98.79
Mizoram	0	0	0	0
Nagaland	0	0	0	0
Orissa	0	0	0	0
Punjab	959723	44599	1004322	95.56
Rajasthan	1557896	22446	1580342	98.58
Sikkim	129140	10000	139140	92.81
Tamil Nadu	3830001	117294	3947295	97.03
Tripura	263443	10827	274270	96.05
Uttar Pradesh	4437615	69297	4506912	98.46
West Bengal	824175	46000	870175	94.71
A & N Islands	67173	6848	74021	90.75
Chandigarh	85422	0	85422	100.00
D & N Haveli	7512	9343	16855	44.57
Daman & Diu	3103	0	3103	100.00
Delhi	4009357	259033	4268390	93.93
Lakshadweep	4820	757	5577	86.43
Pondicherry	108518	17690	126208	85.98
<b>INDIA</b>	<b>33062309</b>	<b>1342276</b>	<b>34404585</b>	<b>96.10</b>

Note: NIL entry is shown as no income has been reported

**Table IV Total Income (Recurring & Non-Recurring) by Type of Institutions  
D - High / Post Basic Schools**

**(Rupees in Thousands)**

State/Union Territory	Total Income			% of Rec. Income (Col.2) to Total Income (Col.4)
	Recurring	Non-Recurring	Total	
1	2	3	4	5
Andhra Pradesh	5091770	45894	5137664	99.11
Arunachal Pradesh	87067	21688	108755	80.06
Assam	1992940	32738	2025678	98.38
Bihar	2337396	38156	2375552	98.39
Goa	415055	9725	424780	97.71
Gujarat	1749779	92410	1842189	94.98
Haryana	2552787	6532	2559319	99.74
Himachal Pradesh	680653	12880	693533	98.14
Jammu & Kashmir	611828	38316	650144	94.11
Karnataka	1237682	0	1237682	100.00
Kerala	4363383	33197	4396580	99.24
Madhya Pradesh	901174	5332	906506	99.41
Maharashtra	7540674	609839	8150513	92.52
Manipur	275454	18834	294288	93.60
Meghalaya	195236	14958	210194	92.88
Mizoram	94473	13148	107621	87.78
Nagaland	111542	41964	153506	72.66
Orissa	932829	24278	957107	97.46
Punjab	1902604	17876	1920480	99.07
Rajasthan	2594487	46667	2641154	98.23
Sikkim	0	0	0	0.00
Tamil Nadu	2200572	66597	2267169	97.06
Tripura	252762	9756	262518	96.28
Uttar Pradesh	1229831	17993	1247824	98.56
West Bengal	6614994	63900	6678894	99.04
A & N Islands	36400	26100	62500	58.24
Chandigarh	805112	0	805112	100.00
D & N Haveli	3156	5827	8983	35.13
Daman & Diu	4966	2	4968	99.96
Delhi	759085	14475	773560	98.13
Lakshadweep	21305	1756	23061	92.39
Pondicherry	91667	5076	96743	94.75
<b>INDIA</b>	<b>47688663</b>	<b>1335914</b>	<b>49024577</b>	<b>97.28</b>

**Note: NIL entry is shown as no income has been reported**

**Table IV Total Income (Recurring & Non-Recurring) by Type of Institutions  
E - Middle / Senior Basic Schools**

**(Rupees in Thousands)**

State/Union Territory	Total Income			% of Rec. Income (Col.2) to Total Income (Col.4)
	Recurring	Non-Recurring	Total	
1	2	3	4	5
Andhra Pradesh	2681922	7120	2689042	99.74
Arunachal Pradesh	132187	63596	195783	67.52
Assam	1067037	54984	1112021	95.06
Bihar	3993423	12604	4006027	99.69
Goa	18162	148	18310	99.19
Gujarat	5572205	424859	5997064	92.92
Haryana	483287	2170	485457	99.55
Himachal Pradesh	342505	1153	343658	99.66
Jammu & Kashmir	630679	43618	674297	93.53
Karnataka	4029034	367296	4396330	91.65
Kerala	2200680	21631	2222311	99.03
Madhya Pradesh	2129672	19087	2148759	99.11
Maharashtra	7480678	34771	7515449	99.54
Manipur	311515	24169	335684	92.80
Meghalaya	109521	20558	130079	84.20
Mizoram	200306	8923	209229	95.74
Nagaland	155570	21706	177276	87.76
Orissa	699407	10899	710306	98.47
Punjab	482681	7906	490587	98.39
Rajasthan	1711537	41458	1752995	97.64
Sikkim	84020	6000	90020	93.33
Tamil Nadu	2861972	0	2861972	100.00
Tripura	184177	5706	189883	96.99
Uttar Pradesh	2347793	36870	2384663	98.45
West Bengal	793347	0	793347	100.00
A & N Islands	39670	6500	46170	85.92
Chandigarh	7841	0	7841	100.00
D & N Haveli	16955	5323	22278	76.11
Daman & Diu	51366	0	51366	100.00
Delhi	465506	79312	544818	85.44
Lakshadweep	0	1187	1187	0.00
Pondicherry	80602	6004	86606	93.07
<b>INDIA</b>	<b>41355257</b>	<b>1335558</b>	<b>42690815</b>	<b>96.87</b>

Note: NIL entry is shown as no income has been reported



**Table IV Total Income (Recurring & Non-Recurring) by Type of Institutions  
F - Primary / Junior Basic Schools**

(Rupees in Thousands)

State/Union Territory	Total Income			% of Rec. Income (Col.2) to Total Income (Col.4)
	Recurring	Non-Recurring	Total	
1	2	3	4	5
Andhra Pradesh	4823413	37528	4860941	99.23
Arunachal Pradesh	175153	60805	235958	74.23
Assam	2110366	189783	2300149	91.75
Bihar	4074758	62087	4136845	98.50
Goa	172931	381	173312	99.78
Gujarat	1154017	15761	1169778	98.65
Haryana	672036	4735	676771	99.30
Himachal Pradesh	1144345	7398	1151743	99.36
Jammu & Kashmir	673346	68317	741663	90.79
Karnataka	1247765	36894	1284659	97.13
Kerala	2057585	15634	2073219	99.25
Madhya Pradesh	5373908	16368	5390276	99.70
Maharashtra	5643318	26231	5669549	99.54
Manipur	238221	4862	243083	98.00
Meghalaya	375490	27138	402628	93.26
Mizoram	215421	9590	225011	95.74
Nagaland	467991	16248	484239	96.64
Orissa	1551972	66995	1618967	95.86
Punjab	2267259	11622	2278881	99.49
Rajasthan	3480447	45992	3526439	98.70
Sikkim	117250	6000	123250	95.13
Tamil Nadu	5223930	0	5223930	100.00
Tripura	303691	14894	318585	95.32
Uttar Pradesh	7810700	110923	7921623	98.60
West Bengal	5749477	0	5749477	100.00
A & N Islands	128362	39695	168057	76.38
Chandigarh	29860	0	29860	100.00
D & N Haveli	9647	3455	13102	73.63
Daman & Diu	0	0	0	0.00
Delhi	681483	212	681695	99.97
Lakshadweep	23487	253	23740	98.93
Pondicherry	79626	4610	84236	94.53
<b>INDIA</b>	<b>58077255</b>	<b>904411</b>	<b>58981666</b>	<b>98.47</b>

Note: NIL entry is shown as no income has been reported

**Table IV Total Income (Recurring & Non-Recurring) by Type of Institutions  
G -Pre-primary / Pre-basic Schools**

(Rupees in Thousands)

State/Union Territory	Total Income			% of Rec. Income (Col.2) to Total Income (Col.4)
	Recurring	Non-Recurring	Total	
1	2	3	4	5
Andhra Pradesh	1289	3	1292	99.77
Arunachal Pradesh	15125	146	15271	99.04
Assam	8434	303	8737	96.53
Bihar	129	...	129	100.00
Goa	...	...	0	0.00
Gujarat	47024	850	47874	98.22
Haryana	1733	...	1733	100.00
Himachal Pradesh	1538	...	1538	100.00
Jammu & Kashmir	...	...	0	0.00
Karnataka	81202	33687	114889	70.68
Kerala	4359	75	4434	98.31
Madhya Pradesh	8578	58	8636	99.33
Maharashtra	...	...	0	0.00
Manipur	294	...	294	100.00
Meghalaya	700	...	700	100.00
Mizoram	...	...	0	0.00
Nagaland	...	...	0	0.00
Orissa	...	...	0	0.00
Punjab	306	...	306	100.00
Rajasthan	8962	58	9020	99.36
Sikkim	16600	...	16600	100.00
Tamil Nadu	1400	...	1400	100.00
Tripura	48421	990	49411	98.00
Uttar Pradesh	5116	44	5160	99.15
West Bengal	...	...	0	0.00
A & N Islands	1630	800	2430	67.08
Chandigarh	...	...	0	0.00
D & N Haveli	...	...	0	0.00
Daman & Diu	...	...	0	0.00
Delhi	10122	...	10122	100.00
Lakshadweep	2647	1842	4489	58.97
Pondicherry	4165	410	4575	91.04
<b>INDIA</b>	<b>269774</b>	<b>39266</b>	<b>309040</b>	<b>87.29</b>

Note: NIL entry is shown as no income has been reported

**Table IV Total Income (Recurring & Non-Recurring) by Type of Institutions  
Total Elementary Education (E, F and G )**

(Rupees in Thousands)

State/Union Territory	Total Income			% of Rec. Income (Col.2) to Total Income (Col.4)
	Recurring	Non-Recurring	Total	
1	2	3	4	5
Andhra Pradesh	7506624	44651	7551275	99.41
Arunachal Pradesh	322465	124547	447012	72.14
Assam	3175837	245070	3420907	92.84
Bihar	8068310	74691	8143001	99.08
Goa	191093	529	191622	99.72
Gujarat	6773246	441470	7214716	93.88
Haryana	1157056	6905	1163961	99.41
Himachal Pradesh	1488388	8551	1496939	99.43
Jammu & Kashmir	1304025	111935	1415960	92.09
Karnataka	5358001	437877	5795878	92.45
Kerala	4262624	37340	4299964	99.13
Madhya Pradesh	7512158	35513	7547671	99.53
Maharashtra	13123996	61002	13184998	99.54
Manipur	550030	29031	579061	94.99
Meghalaya	485711	47696	533407	91.06
Mizoram	415727	18513	434240	95.74
Nagaland	623561	37954	661515	94.26
Orissa	2251379	77894	2329273	96.66
Punjab	2750246	19528	2769774	99.29
Rajasthan	5200946	87508	5288454	98.35
Sikkim	217870	12000	229870	94.78
Tamil Nadu	8087302	0	8087302	100.00
Tripura	536289	21590	557879	96.13
Uttar Pradesh	10163609	147837	10311446	98.57
West Bengal	6542824	0	6542824	100.00
A & N Islands	169662	46995	216657	78.31
Chandigarh	37701	0	37701	100.00
D & N Haveli	26602	8778	35380	75.19
Daman & Diu	51366	0	51366	100.00
Delhi	1157111	79524	1236635	93.57
Lakshadweep	26134	3282	29416	0.00
Pondicherry	164393	11024	175417	0.00
<b>INDIA</b>	<b>99702286</b>	<b>2279235</b>	<b>101981521</b>	<b>97.77</b>

Note: NIL entry is shown as no income has been reported

**Table IV Total Income (Recurring & Non-Recurring) by Type of Institutions  
H - Institutions Imparting Instructions in Diploma Certificate  
Courses of School Level (Below Matric Level)  
(a) Agriculture & Forestry**

(Rupees in Thousands)

State/Union Territory	Total Income			% of Rec. Income (Col.2) to Total Income (Col.4)
	Recurring	Non-Recurring	Total	
1	2	3	4	5
Andhra Pradesh	...	...	0	0.00
Arunachal Pradesh	...	...	0	0.00
Assam	...	...	0	0.00
Bihar	...	...	0	0.00
Goa	...	...	0	0.00
Gujarat	...	...	0	0.00
Haryana	...	...	0	0.00
Himachal Pradesh	...	...	0	0.00
Jammu & Kashmir	...	...	0	0.00
Karnataka	...	...	0	0.00
Kerala	...	...	0	0.00
Madhya Pradesh	...	...	0	0.00
Maharashtra	41410	465	41875	98.89
Manipur	...	...	0	0.00
Meghalaya	...	...	0	0.00
Mizoram	...	...	0	0.00
Nagaland	...	...	0	0.00
Orissa	...	...	0	0.00
Punjab	...	...	0	0.00
Rajasthan	364	...	364	100.00
Sikkim	...	...	0	0.00
Tamil Nadu	...	...	0	0.00
Tripura	...	...	0	0.00
Uttar Pradesh	...	...	0	0.00
West Bengal	...	...	0	0.00
A & N Islands	...	...	0	0.00
Chandigarh	...	...	0	0.00
D & N Haveli	...	...	0	0.00
Daman & Diu	...	...	0	0.00
Delhi	...	...	0	0.00
Lakshadweep	...	...	0	0.00
Pondicherry	...	...	0	0.00
<b>INDIA</b>	<b>41774</b>	<b>465</b>	<b>42239</b>	<b>98.90</b>

Note: NIL entry is shown as no income has been reported

**Table IV Total Income (Recurring & Non-Recurring) by Type of Institutions  
H - Institutions Imparting Instructions in Diploma Certificaten  
Courses of School Level (Below Matric Level)  
(b) Medicine (Nursing & Midwifery)**

**(Rupees in Thousands)**

State/Union Territory	Total Income			% of Rec. Income (Col.2) to Total Income (Col.4)
	Recurring	Non-Recurring	Total	
1	2	3	4	5
Andhra Pradesh	...	...	0	0.00
Arunachal Pradesh	...	...	0	0.00
Assam	1078	...	1078	100.00
Bihar	...	...	0	0.00
Goa	...	...	0	0.00
Gujarat	...	...	0	0.00
Haryana	...	...	0	0.00
Himachal Pradesh	...	...	0	0.00
Jammu & Kashmir	...	...	0	0.00
Karnataka	...	...	0	0.00
Kerala	...	...	0	0.00
Madhya Pradesh	2344	...	2344	100.00
Maharashtra	...	...	0	0.00
Manipur	...	...	0	0.00
Meghalaya	...	...	0	0.00
Mizoram	...	...	0	0.00
Nagaland	...	...	0	0.00
Orissa	...	...	0	0.00
Punjab	...	...	0	0.00
Rajasthan	...	...	0	0.00
Sikkim	...	...	0	0.00
Tamil Nadu	...	...	0	0.00
Tripura	...	...	0	0.00
Uttar Pradesh	...	...	0	0.00
West Bengal	...	...	0	0.00
A & N Islands	...	...	0	0.00
Chandigarh	...	...	0	0.00
D & N Haveli	...	...	0	0.00
Daman & Diu	...	...	0	0.00
Delhi	...	...	0	0.00
Lakshadweep	...	...	0	0.00
Pondicherry	...	...	0	0.00
<b>INDIA</b>	<b>3422</b>	<b>0</b>	<b>3422</b>	<b>100.00</b>

Note: NIL entry is shown as no income has been reported

**Table IV Total Income (Recurring & Non-Recurring) by Type of Institutions  
H - Institutions Imparting Instructions in Diploma Certificate  
Courses of School Level (Below Matric Level)  
(c) Teacher Training**

(Rupees in Thousands)

State/Union Territory	Total Income			% of Rec. Income (Col.2) to Total Income (Col.4)
	Recurring	Non-Recurring	Total	
1	2	3	4	5
Andhra Pradesh	...	...	0	0.00
Arunachal Pradesh	...	...	0	0.00
Assam	...	...	0	0.00
Bihar	...	...	0	0.00
Goa	...	...	0	0.00
Gujarat	71968	6063	78031	92.23
Haryana	...	...	0	0.00
Himachal Pradesh	8990	367	9357	96.08
Jammu & Kashmir	...	...	0	0.00
Karnataka	26877	...	26877	100.00
Kerala	...	...	0	0.00
Madhya Pradesh	94049	122	94171	99.87
Maharashtra	...	...	0	0.00
Manipur	...	...	0	0.00
Meghalaya	7291	272	7563	96.40
Mizoram	...	...	0	0.00
Nagaland	2783	...	2783	100.00
Orissa	33792	982	34774	97.18
Punjab	23024	10003	33027	69.71
Rajasthan	...	...	0	0.00
Sikkim	4320	200	4520	95.58
Tamil Nadu	283	...	283	100.00
Tripura	777	38	815	95.34
Uttar Pradesh	108636	1553	110189	98.59
West Bengal	63022	...	63022	100.00
A & N Islands	...	...	0	0.00
Chandigarh	...	...	0	0.00
D & N Haveli	...	...	0	0.00
Daman & Diu	...	...	0	0.00
Delhi	...	...	0	0.00
Lakshadweep	...	...	0	0.00
Pondicherry	...	...	0	0.00
<b>INDIA</b>	<b>445812</b>	<b>19600</b>	<b>465412</b>	<b>95.79</b>

Note: NIL entry is shown as no income has been reported

**Table IV Total income (Recurring & Non-Recurring) by Type of Institutions  
H - institutions Imparting Instructions in Diploma Certificaten  
Courses of School Level (Below Matric Level)  
(d) Industrial / Arts & Crafts**

(Rupees In Thousands)

State/Union Territory	Total Income			% of Rec. Income (Col.2) to Total Income (Col.4)
	Recurring	Non-Recurring	Total	
1	2	3	4	5
Andhra Pradesh	...	...	0	0.00
Arunachal Pradesh	...	...	0	0.00
Assam	2145	334	2479	86.53
Bihar	5632	...	5632	100.00
Goa	28286	4014	32300	87.57
Gujarat	71079	410	71489	99.43
Haryana	...	...	0	0.00
Himachal Pradesh	31603	5351	36954	85.52
Jammu & Kashmir	94	...	94	100.00
Karnataka	...	...	0	0.00
Kerala	129525	1737	131262	98.68
Madhya Pradesh	20332	...	20332	100.00
Maharashtra	...	...	0	0.00
Manipur	2834	73	2907	97.49
Meghalaya	4927	...	4927	100.00
Mizoram	...	...	0	0.00
Nagaland	...	...	0	0.00
Orissa	...	...	0	0.00
Punjab	14676	686	15362	95.53
Rajasthan	...	...	0	0.00
Sikkim	...	...	0	0.00
Tamil Nadu	140701	94	140795	99.93
Tripura	...	...	0	0.00
Uttar Pradesh	9198	522	9720	94.63
West Bengal	...	...	0	0.00
A & N Islands	...	...	0	0.00
Chandigarh	...	...	0	0.00
D & N Haveli	...	...	0	0.00
Daman & Diu	...	...	0	0.00
Delhi	535	4	539	99.26
Lakshadweep	...	...	0	0.00
Pondicherry	128	...	128	100.00
<b>INDIA</b>	<b>461695</b>	<b>13225</b>	<b>474920</b>	<b>97.22</b>

Note: NIL entry is shown as no income has been reported

**Table IV Total Income (Recurring & Non-Recurring) by Type of Institutions  
H - Institutions Imparting Instructions in Diploma Certificaten  
Courses of School Level (Below Matric Level)  
(e) Music & Fine Arts**

(Rupees in Thousands)

State/Union Territory	Total Income			% of Rec. Income (Col.2) to Total Income (Col.4)
	Recurring	Non-Recurring	Total	
1	2	3	4	5
Andhra Pradesh	...	...	0	0.00
Arunachal Pradesh	...	...	0	0.00
Assam	390	40	430	90.70
Bihar	...	...	0	0.00
Goa	1989	199	2188	90.90
Gujarat	1546	1140	2686	57.56
Haryana	...	...	0	0.00
Himachal Pradesh	...	...	0	0.00
Jammu & Kashmir	...	...	0	0.00
Karnataka	...	...	0	0.00
Kerala	7265	165	7430	97.78
Madhya Pradesh	827	396	1223	67.62
Maharashtra	...	...	0	0.00
Manipur	...	...	0	0.00
Meghalaya	...	...	0	0.00
Mizoram	...	...	0	0.00
Nagaland	...	...	0	0.00
Orissa	481	217	698	68.91
Punjab	...	...	0	0.00
Rajasthan	3490	...	3490	100.00
Sikkim	...	...	0	0.00
Tamil Nadu	3114	...	3114	100.00
Tripura	...	...	0	0.00
Uttar Pradesh	677	15	692	97.83
West Bengal	...	...	0	0.00
A & N Islands	...	...	0	0.00
Chandigarh	...	...	0	0.00
D & N Haveli	...	...	0	0.00
Daman & Diu	...	...	0	0.00
Delhi	...	...	0	0.00
Lakshadweep	...	...	0	0.00
Pondicherry	...	...	0	0.00
<b>INDIA</b>	<b>19779</b>	<b>2172</b>	<b>21951</b>	<b>90.11</b>

Note: NIL entry is shown as no income has been reported



**Table IV Total Income (Recurring & Non-Recurring) by Type of Institutions  
H - Institutions imparting instructions in Diploma Certificaten  
Courses of School Level (Below Matric Level)  
(f) For the Handicapped**

**(Rupees in Thousands)**

State/Union Territory	Total Income			% of Rec. Income (Col.2) to Total Income (Col.4)
	Recurring	Non-Recurring	Total	
1	2	3	4	5
Andhra Pradesh	28973	429	29402	98.54
Arunachal Pradesh	...	...	0	0.00
Assam	1611	246	1857	86.75
Bihar	4481	...	4481	100.00
Goa	...	...	0	0.00
Gujarat	61151	8215	69366	88.16
Haryana	...	...	0	0.00
Himachal Pradesh	2742	5	2747	99.82
Jammu & Kashmir	...	...	0	0.00
Karnataka	...	...	0	0.00
Kerala	27374	2309	29683	92.22
Madhya Pradesh	2026	53	2079	97.45
Maharashtra	...	...	0	0.00
Manipur	1897	496	2393	79.27
Meghalaya	...	...	0	0.00
Mizoram	...	...	0	0.00
Nagaland	...	...	0	0.00
Orissa	...	...	0	0.00
Punjab	6478	49	6527	99.25
Rajasthan	6929	174	7103	97.55
Sikkim	...	...	0	0.00
Tamil Nadu	23362	67	23429	99.71
Tripura	2689	100	2789	96.41
Uttar Pradesh	4983	20	5003	99.60
West Bengal	...	...	0	0.00
A & N Islands	...	...	0	0.00
Chandigarh	...	...	0	0.00
D & N Haveli	...	...	0	0.00
Daman & Diu	...	...	0	0.00
Delhi	9715	30	9745	99.69
Lakshadweep	...	...	0	0.00
Pondicherry	1814	3	1817	99.83
<b>INDIA</b>	<b>186225</b>	<b>12196</b>	<b>198421</b>	<b>93.85</b>

**Note: NIL entry is shown as no income has been reported**

**Table IV Total Income (Recurring & Non-Recurring) by Type of Institutions  
H - Institutions Imparting Instructions in Diploma Certificate  
Courses of School Level (Below Matric Level)  
(g) Reformatory / Certified**

(Rupees in Thousands)

State/Union Territory	Total Income			% of Rec. Income (Col.2) to Total Income (Col.4)
	Recurring	Non-Recurring	Total	
1	2	3	4	5
Andhra Pradesh	8616	...	8616	100.00
Arunachal Pradesh	...	...	0	0.00
Assam	248	...	248	100.00
Bihar	742	...	742	100.00
Goa	...	...	0	0.00
Gujarat	6660	...	6660	100.00
Haryana	...	...	0	0.00
Himachal Pradesh	...	...	0	0.00
Jammu & Kashmir	...	...	0	0.00
Karnataka	13120	2806	15926	82.38
Kerala	4290	...	4290	100.00
Madhya Pradesh	1844	2	1846	99.89
Maharashtra	...	...	0	0.00
Manipur	...	...	0	0.00
Meghalaya	...	...	0	0.00
Mizoram	...	...	0	0.00
Nagaland	...	...	0	0.00
Orissa	...	...	0	0.00
Punjab	554	...	554	100.00
Rajasthan	...	...	0	0.00
Sikkim	...	...	0	0.00
Tamil Nadu	10792	95	10887	99.13
Tripura	...	...	0	0.00
Uttar Pradesh	...	...	0	0.00
West Bengal	...	...	0	0.00
A & N Islands	...	...	0	0.00
Chandigarh	...	...	0	0.00
D & N Haveli	...	...	0	0.00
Daman & Diu	...	...	0	0.00
Delhi	1040	...	1040	100.00
Lakshadweep	...	...	0	0.00
Pondicherry	...	...	0	0.00
<b>INDIA</b>	<b>47906</b>	<b>2903</b>	<b>50809</b>	<b>94.29</b>

Note: NIL entry is shown as no income has been reported

**Table IV Total Income (Recurring & Non-Recurring) by Type of Institutions  
H - Institutions imparting Instructions in Diploma Certificaten  
Courses of School Level (Below Matric Level)  
(h) Oriental Studies**

**(Rupees in Thousands)**

State/Union Territory	Total Income			% of Rec. Income (Col.2) to Total Income (Col.4)
	Recurring	Non-Recurring	Total	
1	2	3	4	5
Andhra Pradesh	65858	1091	66949	98.37
Arunachal Pradesh	...	...	0	0.00
Assam	6514	234	6748	96.53
Bihar	57339	263	57602	99.54
Goa	...	...	0	0.00
Gujarat	5877	802	6679	87.99
Haryana	...	...	0	0.00
Himachal Pradesh	580	...	580	100.00
Jammu & Kashmir	...	...	0	0.00
Karnataka	21131	71	21202	99.67
Kerala	...	...	0	0.00
Madhya Pradesh	3334	7	3341	99.79
Maharashtra	2684	55	2739	97.99
Manipur	84	...	84	100.00
Meghalaya	...	...	0	0.00
Mizoram	...	...	0	0.00
Nagaland	...	...	0	0.00
Orissa	...	...	0	0.00
Punjab	...	...	0	0.00
Rajasthan	...	...	0	0-
Sikkim	...	...	0	0.00
Tamil Nadu	8363	17	8380	99.80
Tripura	2017	...	2017	100.00
Uttar Pradesh	36727	2101	38828	94.59
West Bengal	44102	...	44102	100.00
A & N Islands	...	...	0	0.00
Chandigarh	...	...	0	0.00
D & N Haveli	...	...	0	0.00
Daman & Diu	...	...	0	0.00
Delhi	...	...	0	0.00
Lakshadweep	...	...	0	0.00
Pondicherry	...	...	0	0.00
<b>INDIA</b>	<b>254610</b>	<b>4641</b>	<b>259251</b>	<b>98.21</b>

Note: NIL entry is shown as no income has been reported

**Table IV Total Income (Recurring & Non-Recurring) by Type of Institutions  
H - Institutions Imparting Instructions in Diploma Certificate  
Courses of School Level (Below Matric Level)  
(i) Social (Adult) Education**

(Rupees in Thousands)

State/Union Territory	Total Income			% of Rec. Income (Col.2) to Total Income (Col.4)
	Recurring	Non-Recurring	Total	
1	2	3	4	5
Andhra Pradesh	45622	...	45622	100.00
Arunachal Pradesh	7355	2781	10136	72.56
Assam	6533	535	7068	92.43
Bihar	79618	...	79618	100.00
Goa	...	...	0	0.00
Gujarat	...	...	0	0.00
Haryana	...	...	0	0.00
Himachal Pradesh	11349	...	11349	100.00
Jammu & Kashmir	...	...	0	0.00
Karnataka	83049	...	83049	100.00
Kerala	...	...	0	0.00
Madhya Pradesh	4694	...	4694	100.00
Maharashtra	84875	...	84875	100.00
Manipur	...	...	0	0.00
Meghalaya	5960	...	5960	100.00
Mizoram	5805	...	5805	100.00
Nagaland	5571	...	5571	100.00
Orissa	...	...	0	0.00
Punjab	...	...	0	0.00
Rajasthan	10118	...	10118	100.00
Sikkim	3600	...	3600	100.00
Tamil Nadu	312	...	312	100.00
Tripura	71028	748	71776	98.96
Uttar Pradesh	5244	71707	76951	6.81
West Bengal	...	...	0	0.00
A & N Islands	1604	...	1604	100.00
Chandigarh	...	...	0	0.00
D & N Haveli	...	...	0	0.00
Daman & Diu	...	...	0	0.00
Delhi	8050	...	8050	100.00
Lakshadweep	1230	...	1230	100.00
Pondicherry	872	...	872	100.00
<b>INDIA</b>	<b>442489</b>	<b>75771</b>	<b>518260</b>	<b>85.38</b>

Note: NIL entry is shown as no income has been reported

**Table IV Total income (Recurring & Non-Recurring) by Type of Institutions**  
**H - Institutions Imparting Instructions in Diploma Certificate**  
**Courses of School Level (Below Matric Level)**  
**(j) Others**

**(Rupees in Thousands)**

State/Union Territory	Total Income			% of Rec. Income (Col.2) to Total Income (Col.4)
	Recurring	Non-Recurring	Total	
1	2	3	4	5
Andhra Pradesh	...	...	0	0.00
Arunachal Pradesh	...	...	0	0.00
Assam	1676	110	1786	93.84
Bihar	520	...	520	100.00
Goa	...	...	0	0.00
Gujarat	...	...	0	0.00
Haryana	...	...	0	0.00
Himachal Pradesh	1533	...	1533	100.00
Jammu & Kashmir	...	...	0	0.00
Karnataka	...	...	0	0.00
Kerala	...	...	0	0.00
Madhya Pradesh	20030	...	20030	100.00
Maharashtra	93	...	93	100.00
Manipur	796	173	969	82.15
Meghalaya	...	...	0	0.00
Mizoram	...	...	0	0.00
Nagaland	17495	...	17495	100.00
Orissa	1349	179	1528	88.29
Punjab	...	...	0	0.00
Rajasthan	...	...	0	0.00
Sikkim	5760	1000	6760	85.21
Tamil Nadu	...	...	0	0.00
Tripura	...	...	0	0.00
Uttar Pradesh	117248	432824	550072	21.32
West Bengal	...	...	0	0.00
A & N Islands	...	...	0	0.00
Chandigarh	...	...	0	0.00
D & N Haveli	571	...	571	100.00
Daman & Diu	...	...	0	0.00
Delhi	...	...	0	0.00
Lakshadweep	...	...	0	0.00
Pondicherry	...	...	0	0.00
<b>INDIA</b>	<b>167071</b>	<b>434286</b>	<b>601357</b>	<b>27.78</b>

Note: NIL entry is shown as no income has been reported

**Table IV Total Income (Recurring & Non-Recurring) by Type of Institutions  
H - Institutions Imparting Instructions in Diploma Certificaten  
Courses of School Level  
Total: H (a to j)**

(Rupees in Thousands)

State/Union Territory	Total Income			% of Rec. Income (Col.2) to Total Income (Col.4)
	Recurring	Non-Recurring	Total	
1	2	3	4	5
Andhra Pradesh	149069	1520	150589	98.99
Arunachal Pradesh	7355	2781	10136	72.56
Assam	20195	1499	21694	93.09
Bihar	148332	263	148595	99.82
Goa	30275	4213	34488	87.78
Gujarat	218281	16630	234911	92.92
Haryana	0	0	0	0.00
Himachal Pradesh	56797	5723	62520	90.85
Jammu & Kashmir	94	0	94	100.00
Karanataka	144177	2877	147054	98.04
Kerala	168454	4211	172665	97.56
Madhya Pradesh	149480	580	150060	99.61
Maharashtra	129062	520	129582	99.60
Manipur	5611	742	6353	88.32
Meghalaya	18178	272	18450	98.53
Mizoram	5805	0	5805	100.00
Nagaland	25849	0	25849	100.00
Orissa	35622	1378	37000	96.28
Punjab	44732	10738	55470	80.64
Rajasthan	20901	174	21075	99.17
Sikkim	13680	1200	14880	91.94
Tamil Nadu	186927	273	187200	99.85
Tripura	76511	886	77397	98.86
Uttar Pradesh	282713	508742	791455	35.72
West Bengal	107124	0	107124	100.00
A & N Islands	1604	0	1604	100.00
Chandigarh	0	0	0	0.00
D & N Haveli	571	0	571	100.00
Daman & Diu	0	0	0	0.00
Delhi	19340	34	19374	99.82
Lakshadweep	1230	0	1230	100.00
Pondicherry	2814	3	2817	99.89
<b>INDIA</b>	<b>2070783</b>	<b>565259</b>	<b>2636042</b>	<b>78.56</b>

Note: NIL entry is shown as no income has been reported

**Table IV Total Income (Recurring & Non-Recurring) by Type of Institutions  
I. Directorate and Inspectorate**

(Rupees in Thousands)

State/Union Territory	Total Income			% of Rec. Income (Col.2) to Total Income (Col.4)
	Recurring	Non-Recurring	Total	
1	2	3	4	5
Andhra Pradesh	138660	1000	139660	99.28
Arunachal Pradesh	37621	2633	40254	93.46
Assam	167182	10705	177887	93.98
Bihar	725888	116362	842250	86.18
Goa	2360	...	2360	100.00
Gujarat	...	...	0	0.00
Haryana	...	...	0	0.00
Himachal Pradesh	76174	2000	78174	97.44
Jammu & Kashmir	...	...	0	0.00
Karnataka	48524	...	48524	100.00
Kerala	196318	...	196318	100.00
Madhya Pradesh	844453	...	844453	100.00
Maharashtra	...	...	0	0.00
Manipur	44862	16593	61455	73.00
Meghalaya	32411	...	32411	100.00
Mizoram	26723	5110	31833	83.95
Nagaland	38058	...	38058	100.00
Orissa	96306	25993	122299	78.75
Punjab	303341	999	304340	99.67
Rajasthan	366941	3585	370526	99.03
Sikkim	20550	...	20550	100.00
Tamil Nadu	458176	...	458176	100.00
Tripura	19721	200	19921	99.00
Uttar Pradesh	3974849	1486430	5461279	72.78
West Bengal	177183	...	177183	100.00
A & N Islands	9582	2000	11582	82.73
Chandigarh	...	...	0	0.00
D & N Haveli	3702	...	3702	100.00
Daman & Diu	581	...	581	100.00
Delhi	390000	...	390000	100.00
Lakshadweep	1775	693	2468	71.92
Pondicherry	18903	512	19415	97.36
<b>INDIA</b>	<b>8220844</b>	<b>1674815</b>	<b>9895659</b>	<b>83.08</b>

Note: NIL entry is shown as no income has been reported

**Table IV Total Income (Recurring & Non-Recurring) by Type of Institutions  
Grand Total J (A to I)**

(Rupees in Thousands)

State/Union Territory	Total Income			% of Rec. Income (Col.2) to Total Income (Col.4)
	Recurring	Non-Recurring	Total	
1	2	3	4	5
Andhra Pradesh	13268424	129964	13398388	99.03
Arunachal Pradesh	546195	165722	711917	76.72
Assam	6625654	311159	6936813	95.51
Bihar	11989074	236063	12225137	98.07
Goa	743277	17041	760318	97.76
Gujarat	11852847	736395	12589242	94.15
Haryana	5076806	42414	5119220	99.17
Himachal Pradesh	2923853	49725	2973578	98.33
Jammu & Kashmir	2326234	174484	2500718	93.02
Karnataka	9004524	440754	9445278	95.33
Kerala	9499807	96543	9596350	98.99
Madhya Pradesh	11343026	55363	11398389	99.51
Maharashtra	26738182	1084115	27822297	96.10
Manipur	983087	81386	1064473	92.35
Meghalaya	783841	63339	847180	92.52
Mizoram	542728	36771	579499	93.65
Nagaland	803249	79918	883167	90.95
Orissa	3381045	152104	3533149	95.69
Punjab	6252797	93740	6346537	98.52
Rajasthan	9833371	160380	9993751	98.40
Sikkim	381240	23200	404440	94.26
Tamil Nadu	14762978	184164	14947142	98.77
Tripura	1155264	43259	1198523	96.39
Uttar Pradesh	20215312	2230299	22445611	90.06
West Bengal	14266300	109900	14376200	99.24
A & N Islands	284421	81943	366364	77.63
Chandigarh	928235	0	928235	100.00
D & N Haveli	41543	23948	65491	63.43
Daman & Diu	60016	2	60018	100.00
Delhi	6334893	353066	6687959	94.72
Lakshadweep	63110	12019	75129	84.00
Pondicherry	387740	34305	422045	91.87
<b>INDIA</b>	<b>193399073</b>	<b>7303485</b>	<b>200702558</b>	<b>96.36</b>



TABLE V - RECURRING EXPENDITURE BY ITEM AND TYPE OF INSTITUTIONS  
A - Boards of Intermediate and/or Secondary Education

(Rupees in Thousands)									
State/Union Territory	Salaries Allowances of Teaching / Academic Staff	Salaries Allowances of Non-Teaching Staff	Hostels	Libraries	Stipends Scholarships and other Concess.	App. chem. and Consumable Stores	Other Items	Total (Recurring) Col.2 to 8	% of Expt.on Salaries of Teaching Staff to Rec.Expt.
1	2	3	4	5	6	7	8	9	10
Andhra Pradesh	...	11419	...	...	...	...	61484	72903	15.66
Arunachal pradesh	...	...	...	...	...	...	...	...	...
Assam	...	13855	...	...	...	417	56247	70519	19.65
Bihar	...	157682	...	...	...	...	158033	315715	49.94
Goa	...	1991	1693	17	12	...	16756	20469	9.73
Gujarat	...	10001	...	...	...	...	84205	94206	10.62
Haryana	...	34482	...	61	483	980	62556	98562	34.99
Himachal Pradesh	...	23068	...	20	133	...	60786	84007	27.46
Jammu & Kashmir	...	922	...	237	...	998	7510	9667	9.54
Karnataka	...	797	...	...	...	...	133321	134118	0.59
Kerala	...	6865	...	...	...	...	51142	58007	11.83
Madhya Pradesh	...	...	...	...	...	...	...	...	...
Maharashtra	...	47624	...	...	...	...	168852	216476	22.00
Manipur	...	4494	...	...	...	...	6115	10609	42.36
Meghalaya	...	5067	...	...	...	...	5292	10359	48.91
Mizoram	...	...	...	...	...	...	...	...	...
Nagaland	...	2186	...	...	...	400	...	2586	84.53
Orissa	...	...	...	...	...	...	...	...	...
Punjab	...	33432	...	439	377	...	262015	296263	11.28
Rajasthan	...	29801	...	131	303	...	56286	86521	34.44
Sikkim	...	...	...	...	...	...	...	...	...
Tamil Nadu	...	...	...	...	...	...	...	...	...
Tripura	...	3394	...	...	...	...	3143	6537	51.92
Uttar pradesh	...	38113	...	...	...	...	88582	126695	30.08
West Bengal	...	...	...	...	...	...	...	...	...
A & N Islands	...	...	...	...	...	...	...	...	...
Chandigarh	...	...	...	...	...	...	...	...	...
D & N Haveli	...	...	...	...	...	...	...	...	...
Daman & Diu	...	...	...	...	...	...	...	...	...
Delhi	...	...	...	...	...	...	...	...	...
Lakshadweep	...	...	...	...	...	...	...	...	...
Pondicherry	...	...	...	...	...	...	...	...	...
INDIA	0	425193	1693	905	1308	2795	1282325	1714219	24.80

Education in India (School Financial Data) for the year 1994-95

**TABLE V - RECURRING EXPENDITURE BY ITEM AND TYPE OF INSTITUTIONS**  
**B - Intermediate/Pre-Degree/Junior Colleges**

(Rupees in Thousands)

State/Union Territory	Salaries Allowances of Teaching and Academic Staff	Salaries Allowances of Non-Teaching Staff	Hostels	Libraries	Stipends Scholarships and other Concss.	App., chem. and Consumable Stores	Other Items	Total (Recu rring) Col.2 to 8	% of Expt.on Salaries of Teaching Staff to Rec.Expt.
1	2	3	4	5	6	7	8	9	10
Andhra Pradesh	1549024	149326	223866	2341	1138	8138	180719	2114552	73.26
Arunachal pradesh	...	...	...	...	...	...	...	...	...
Assam	11060	10169	...	494	987	224	4454	27388	40.38
Bihar	...	...	...	...	...	...	...	...	...
Goa	...	...	...	...	...	...	...	...	...
Gujarat	...	...	...	...	...	...	...	...	...
Haryana	...	...	...	...	...	...	...	...	...
Himachal Pradesh	...	...	...	...	...	...	...	...	...
Jammu & Kashmir	...	...	...	...	...	...	...	...	...
Karanataka	...	...	...	...	...	...	...	...	...
Kerala	...	...	...	...	...	...	...	...	...
Madhya Pradesh	...	...	...	...	...	...	...	...	...
Maharashtra	...	...	...	...	...	...	...	...	...
Manipur	...	...	...	...	...	...	...	...	...
Meghalaya	...	...	...	...	...	...	...	...	...
Mizoram	...	...	...	...	...	...	...	...	...
Nagaland	...	...	...	...	...	...	...	...	...
Orissa	65007	17684	412	1057	2173	1018	16686	104037	62.48
Punjab	...	...	...	...	...	...	...	...	...
Rajasthan	...	...	...	...	...	...	...	...	...
Sikkim	...	...	...	...	...	...	...	...	...
Tamil Nadu	...	...	...	...	...	...	...	...	...
Tripura	...	...	...	...	...	...	...	...	...
Uttar pradesh	...	...	...	...	...	...	...	...	...
West Bengal	...	...	...	...	...	...	...	...	...
A & N Islands	...	...	...	...	...	...	...	...	...
Chandigarh	...	...	...	...	...	...	...	...	...
D & N Haveli	...	...	...	...	...	...	...	...	...
Daman & Diu	...	...	...	...	...	...	...	...	...
Delhi	...	...	...	...	...	...	...	...	...
Lakshadweep	...	...	...	...	...	...	...	...	...
Pondicherry	1031	371	...	2	...	16	25	1445	71.35
<b>INDIA</b>	<b>1626122</b>	<b>177550</b>	<b>224278</b>	<b>3894</b>	<b>4298</b>	<b>9396</b>	<b>201884</b>	<b>2247422</b>	<b>72.35</b>

**TABLE V - RECURRING EXPENDITURE BY ITEM AND TYPE OF INSTITUTIONS**  
**C - Higher Secondary Schools (10+2) Pattern**  
**(i) Higher Secondary Schools with Academic Streams**

(Rupees in Thousands)										
State/Union Territory	Salaries Allowances of Teaching and Academic Staff	Salaries Allowances of Non-Teaching Staff	Hostels	Libraries	Stipends Scholarships and other Concess.	App., chem. and Consumable Stores	Other Items	Total (Rupees) to 8	(Recu- Col.2	% of Expt. on Salaries of Teaching Staff to Rec. Expt.
1	2	3	4	5	6	7	8	9	10	
Andhra Pradesh	215083	20734	31084	325	158	1130	25093	293607	73.26	
Arunachal Pradesh	66694	6276	896	2442	6584	889	7905	91686	72.74	
Assam	548387	90331	894	1291	3149	3024	15181	662257	82.81	
Bihar	303670	44982	3928	972	3547	1218	8952	367269	82.68	
Goa	21853	10456	1035	1468	290	474	2212	37788	57.83	
Gujarat	1939503	360594	3565	11790	57567	27389	154268	2554676	75.92	
Haryana	901138	92037	1057	3929	14734	12348	43924	1069167	84.28	
Himachal Pradesh	410978	75868	18471	796	8258	3509	19957	537837	76.41	
Jammu & Kashmir	330274	63099	430	1231	1056	2558	7937	406585	81.23	
Karnataka	1042383	149083	15444	...	25606	36830	151214	1420560	73.38	
Kerala	263009	29598	28023	708	5590	2947	40759	370634	70.96	
Madhya Pradesh	1618142	185003	10408	2800	69063	5570	18822	1909808	84.73	
Maharashtra	4336499	681446	5318	15461	18567	41593	377243	5476127	79.19	
Manipur	78077	11716	2017	4800	3584	10037	62719	172950	45.14	
Meghalaya	13859	4915	8537	...	298	655	1638	29902	46.35	
Mizoram	...	...	...	...	...	...	...	...	0	
Nagaland	3597	974	143	...	88	147	200	5149	69.86	
Orissa	50924	11257	262	673	1383	648	3211	68358	74.50	
Punjab	691591	103008	6009	6846	14161	2460	62359	886434	78.02	
Rajasthan	1005461	302123	6773	8366	28521	9267	47092	1407603	71.43	
Sikkim	99208	...	...	300	...	...	13263	112771	87.97	
Tamil Nadu	...	...	...	...	...	...	...	...	0	
Tripura	213458	24232	3009	615	9424	802	11904	263444	81.03	
Uttar Pradesh	3490682	697079	7092	7263	112451	17425	105623	4437615	78.66	
West Bengal	665175	79697	5298	3634	5786	5625	58959	824174	80.71	
A & N Islands	54543	...	...	2146	1675	200	12728	71292	76.51	
Chandigarh	...	...	...	...	...	...	...	...	0	
D & N Haveli	6723	35	...	...	...	...	755	7513	89.48	
Daman & Diu	2893	471	...	...	29	396	433	4222	68.52	
Delhi	1448983	187147	...	13843	7965	6691	35066	1699695	85.25	
Lakshadweep	4558	426	540	385	1195	1136	4426	12666	35.99	
Pondicherry	46172	7066	...	210	361	611	6631	61051	75.63	
<b>INDIA</b>	<b>19873517</b>	<b>3239653</b>	<b>160233</b>	<b>92294</b>	<b>401090</b>	<b>195579</b>	<b>1300474</b>	<b>25262840</b>	<b>78.67</b>	

Education in India (School Financial Data) for the year 1994-95

**TABLE V - RECURRING EXPENDITURE BY ITEM AND TYPE OF INSTITUTIONS**  
**C - Higher Secondary Schools (10+2) Pattern**  
**(ii) Higher Secondary Schools with Vocational Streams**

(Rupees in Thousands)

State/Union Territory	Salaries Allowances of Teaching and Academic Staff	Salaries Allowances of Non-Teaching Staff	Hostels	Libraries	Stipends Scholarships and other Conccs.	App., chem. and Consumable Stores	Other Items	Total (Recurring) to 8	(Recu-rring) Col.2	% of Expt.on Salaries of Teaching Staff to Rec.Expt.
1	2	3	4	5	6	7	8	9	10	
Andhra Pradesh	...	...	...	...	...	...	...	...	...	
Arunachal pradesh	...	...	...	...	...	...	...	...	...	
Assam	...	...	...	...	...	...	...	...	...	
Bihar	...	...	...	...	...	...	...	...	...	
Goa	...	...	...	...	...	...	...	...	...	
Gujarat	129911	22346	125	720	4680	5021	11210	174013	74.66	
Haryana	...	...	...	...	...	...	...	...	...	
Himachal Pradesh	...	...	...	...	...	...	...	...	...	
Jammu & Kashmir	...	...	...	...	...	...	...	...	...	
Karanataka	...	...	...	...	...	...	...	...	...	
Kerala	39915	8998	...	10	4665	568	823	54979	72.60	
Madhya Pradesh	...	...	...	...	...	...	...	...	...	
Maharashtra	...	...	...	...	...	...	...	...	...	
Manipur	...	...	...	...	...	...	...	...	...	
Meghalaya	...	...	...	...	...	...	...	...	...	
Mizoram	...	...	...	...	...	...	...	...	...	
Nagaland	44180	11967	1752	...	1085	1808	2449	63241	69.86	
Orissa	...	...	...	...	...	...	...	...	...	
Punjab	...	...	...	...	...	...	...	...	...	
Rajasthan	...	...	...	...	...	...	...	...	...	
Sikkim	7635	...	...	23	...	...	1020	8678	87.98	
Tamil Nadu	...	...	...	...	...	...	...	...	...	
Tripura	...	...	...	...	...	...	...	...	...	
Uttar pradesh	...	...	...	...	...	...	...	...	...	
West Bengal	...	...	...	...	...	...	...	...	...	
A & N Islands	...	...	...	...	...	...	...	...	...	
Chandigarh	...	...	...	...	...	...	...	...	...	
D & N Haveli	...	...	...	...	...	...	...	...	...	
Daman & Diu	...	...	...	...	...	...	...	...	...	
Delhi	...	...	...	...	...	...	...	...	...	
Lakshadweep	...	...	...	...	...	...	...	...	...	
Pondicherry	1165	521	...	9	4	42	30	1771	65.78	
<b>INDIA</b>	<b>222806</b>	<b>43832</b>	<b>1877</b>	<b>762</b>	<b>10434</b>	<b>7439</b>	<b>15532</b>	<b>302682</b>	<b>73.61</b>	

Education in India (School Financial Data) for the year 1994-95

**TABLE V - RECURRING EXPENDITURE BY ITEM AND TYPE OF INSTITUTIONS**  
**C - Higher Secondary Schools (10+2) Pattern**  
**(iii) Higher Secondary Schools with Vocational and Academic Streams**

(Rupees in Thousands)

State/Union Territory	Salaries Allowances of Teaching and Academic Staff	Salaries Allowances of Non-Teaching Staff	Hostels	Libraries	Stipends Scholarships and other Concess.	App., chem. and Consumable Stores	Other Items	Total (Recurring) to 8	% of Expt. on Salaries of Teaching Staff to Rec. Expt. Col. 2
1	2	3	4	5	6	7	8	9	10
Andhra Pradesh	...	...	...	...	...	...	...	...	...
Arunachal Pradesh	...	...	...	...	...	...	...	...	...
Assam	...	...	...	...	...	...	...	...	...
Bihar	...	...	...	...	...	...	...	...	...
Goa	42681	13455	...	1899	504	130	3335	62004	68.84
Gujarat	208115	23400	182	684	6406	10927	14151	263865	78.87
Haryana	...	...	...	...	...	...	...	...	0.00
Himachal Pradesh	...	...	...	...	...	...	...	...	...
Jammu & Kashmir	...	...	...	...	...	...	...	...	...
Karnataka	...	...	...	...	...	...	...	...	...
Kerala	...	...	...	...	...	...	...	...	...
Madhya Pradesh	...	...	...	...	...	...	...	...	...
Maharashtra	...	...	...	...	...	...	...	...	...
Manipur	...	...	...	...	...	...	...	...	...
Meghalaya	...	...	...	...	...	...	...	...	...
Mizoram	...	...	...	...	...	...	...	...	...
Nagaland	...	...	...	...	...	...	...	...	...
Orissa	...	...	...	...	...	...	...	...	...
Punjab	461107	64696	520	5162	10978	1967	14805	559235	82.45
Rajasthan	214290	64390	1443	1783	6079	1975	10037	299997	71.43
Sikkim	...	...	...	...	...	...	...	...	...
Tamil Nadu	3228802	341351	2731	3286	56264	5917	65953	3704304	87.16
Tripura	...	...	...	...	...	...	...	...	...
Uttar Pradesh	...	...	...	...	...	...	...	...	...
West Bengal	...	...	...	...	...	...	...	...	...
A & N Islands	4863	...	...	191	149	18	1135	6356	76.51
Chandigarh	74628	12195	...	146	93	30	738	87830	84.97
D & N Haveli	...	...	...	...	...	...	...	...	...
Daman & Diu	...	...	...	...	...	...	...	...	...
Delhi	...	...	...	...	...	...	...	...	...
Lakshadweep	...	...	...	...	...	...	...	...	...
Pondicherry	36671	7031	...	79	430	113	1471	45695	80.03
<b>INDIA</b>	<b>4271057</b>	<b>626518</b>	<b>4876</b>	<b>13230</b>	<b>80903</b>	<b>21077</b>	<b>111626</b>	<b>5029286</b>	<b>84.92</b>

TABLE V - RECURRING EXPENDITURE BY ITEM AND TYPE OF INSTITUTIONS

Total C ( i to iii ) (10+2 Pattern)

(Rupees in Thousands)										
State/Union Territory	Salaries Allowances of Teaching and Academic Staff	Salaries Allowances of Non-Teaching Staff	Hostels	Libraries	Stipends Scholarships and other Concess.	App., chem. and Consumable Stores	Other Items	Total (Rupees in Thousands)	(Recurrence) Col. 2 to 8	% of Expt. on Salaries of Teaching Staff to Rec. Expt.
1	2	3	4	5	6	7	8	9	10	
Andhra Pradesh	215083	20734	31084	325	158	1130	25093	293607	73.26	
Arunachal Pradesh	66694	6276	896	2442	6584	889	7905	91686	72.74	
Assam	548387	90331	894	1291	3149	3024	15181	662257	82.81	
Bihar	303670	44982	3928	972	3547	1218	8952	367269	82.68	
Goa	22147	11383	1061	3367	794	604	5547	44903	49.32	
Gujarat	2277529	406340	3872	13194	68653	43337	179629	2992554	76.11	
Haryana	901138	92037	1057	3929	14734	12348	43924	1069167	84.28	
Himachal Pradesh	410978	75868	18471	796	8258	3509	19957	537837	76.41	
Jammu & Kashmir	330274	63099	430	1231	1056	2558	7937	406585	81.23	
Karnataka	1042383	149083	15444	0	25606	36830	151214	1420560	73.38	
Kerala	302924	38596	28023	718	10255	3515	41582	425613	71.17	
Madhya Pradesh	1618142	185003	10408	2800	69063	5570	18822	1909808	84.73	
Maharashtra	4336499	681446	5318	15461	18567	41593	377243	5476127	79.19	
Manipur	78077	11716	2017	4800	3584	10037	62719	172950	45.14	
Meghalaya	13859	4915	8537	0	298	655	1638	29902	46.35	
Mizoram	0	0	0	0	0	0	0	0	0.00	
Nagaland	47777	12941	1895	0	1173	1955	2649	68390	69.86	
Orissa	50924	11257	262	673	1383	648	3211	68358	74.50	
Punjab	1152698	167704	6529	12008	25139	4427	77164	1445669	79.73	
Rajasthan	1219751	366513	8216	10149	34600	11242	57129	1707600	71.43	
Sikkim	106843	0	0	323	0	0	14283	121449	87.97	
Tamil Nadu	3228802	341351	2731	3286	56264	5917	65953	3704304	87.16	
Tripura	213458	24232	3009	615	9424	802	11904	263444	81.03	
Uttar Pradesh	3490682	697079	7092	7263	112451	17425	105623	4437615	78.66	
West Bengal	665175	79697	5298	3634	5786	5625	58959	824174	80.71	
A & N Islands	59406	0	0	2337	1824	218	13863	77648	76.51	
Chandigarh	74628	12195	0	146	93	30	738	87830	84.97	
D & N Haveli	6723	35	0	0	0	0	755	7513	89.48	
Daman & Diu	2893	471	0	0	29	396	433	4222	68.52	
Delhi	1448983	187147	0	13843	7965	6691	35066	1699695	85.25	
Lakshadweep	4558	426	540	385	1195	1136	4426	12666	35.99	
Pondicherry	83908	14618	0	298	795	766	8132	108517	77.32	
<b>INDIA</b>	<b>24324993</b>	<b>3797475</b>	<b>167012</b>	<b>106286</b>	<b>492427</b>	<b>224095</b>	<b>1427631</b>	<b>30539919</b>	<b>79.65</b>	

TABLE V - RECURRING EXPENDITURE BY ITEM AND TYPE OF INSTITUTIONS

D - High/Post Basic Schools

(Rupees in Thousands)										
State/Union Territory	Salaries Allowances of Teaching and Academic Staff	Salaries Allowances of Non-Teaching Staff	Hostels	Libraries	Stipends Scholarships and other Concess.	App., chem. and Consumable Stores	Other Items	Total (Recurring) to 8	(Recu- Col.2	% of Expt.on Salaries of Teaching Staff to Rec.Expt.
1	2	3	4	5	6	7	8	9	10	
Andhra Pradesh	4148761	629924	64328	1946	17421	2328	162549	5027257	82.53	
Arunachal Pradesh	57983	4437	930	3558	9838	772	9549	87067	66.60	
Assam	839914	157348	1251	4622	3981	1999	17230	1026345	81.84	
Bihar	2036750	236257	3976	3060	34265	8092	66332	2388732	85.26	
Goa	297865	56993	2636	1168	3810	1804	58743	423019	70.41	
Gujarat	1296970	299228	6903	8120	25619	20415	108218	1765473	73.46	
Haryana	1517587	211656	480	2263	22192	4336	16728	1775242	85.49	
Himachal Pradesh	526489	92858	21685	918	12108	4292	22302	680652	77.35	
Jammu & Kashmir	522160	70557	1111	997	3738	1928	5582	606073	86.15	
Karnataka	1148813	204748	54	...	17339	9049	34944	1414947	81.19	
Kerala	3938012	292160	8865	2595	70425	2993	40892	4355942	90.41	
Madhya Pradesh	696082	160318	1531	752	19799	2077	8778	889337	78.27	
Maharashtra	5878608	1277358	17455	30455	18912	56358	601540	7880686	74.60	
Manipur	236805	26274	72	821	1314	192	8211	273689	86.52	
Meghalaya	170378	9230	1214	467	4265	4131	3632	193317	88.13	
Mizoram	72235	18959	...	6	2695	25	554	94474	76.46	
Nagaland	102862	27862	4080	...	2526	4210	5701	147241	69.86	
Orissa	745026	145225	1731	2640	35153	3384	1531	934690	79.71	
Punjab	1507078	233509	848	5867	34657	3477	58123	1843559	81.75	
Rajasthan	1051340	273507	776	15751	24511	21593	31793	1419271	74.08	
Sikkim	88219	...	...	539	...	...	3826	92584	95.29	
Tamil Nadu	1829257	214668	4220	664	15337	4539	39551	2108236	86.77	
Tripura	222366	14012	806	793	4565	350	9870	252762	87.97	
Uttar Pradesh	809580	305980	734	1898	16983	3217	91439	1229831	65.83	
West Bengal	4998621	815117	17474	16720	47672	22309	697080	6614993	75.57	
A & N Islands	21810	...	...	1073	757	72	4243	27955	78.02	
Chandigarh	65066	6118	...	56	252	86	77	71655	90.80	
D & N Haveli	2820	15	...	...	...	...	321	3156	89.35	
Daman & Diu	11416	1649	...	10	100	229	686	14090	81.02	
Delhi	203295	23034	...	3112	477	699	30800	261417	77.77	
Lakshadweep	15399	1402	...	...	1336	1113	2055	21305	72.28	
Pondicherry	74184	8894	...	446	2002	111	6030	91667	80.93	
<b>INDIA</b>	<b>35133761</b>	<b>5819297</b>	<b>183160</b>	<b>111317</b>	<b>454049</b>	<b>186180</b>	<b>2148910</b>	<b>44018664</b>	<b>79.82</b>	

Education in India (School Financial Data) for the year 1994-95

TABLE V - RECURRING EXPENDITURE BY ITEM AND TYPE OF INSTITUTIONS

## E - Middle/Senior Basic Schools

(Rupees in Thousands)

State/Union Territory	Salaries Allowances of Teaching and Academic Staff	Salaries Allowances of Non-Teaching Staff	Hostels	Libraries	Stipends Scholarships and other Concess.	App., chem. and Consumable Stores	Other Items	Total (Recurring) to 8	% of Expt. on Salaries of Teaching Staff to Rec.Expt. Col.2
1	2	3	4	5	6	7	8	9	10
Andhra Pradesh	2604195	...	...	...	...	...	68118	2672313	97.45
Arunachal Pradesh	80087	...	...	...	...	...	52100	132187	60.59
Assam	990306	...	...	...	...	...	66731	1057037	93.69
Bihar	4197938	...	...	...	...	...	74095	4272033	98.27
Goa	16089	...	...	...	...	...	141	16230	99.13
Gujarat	4886887	...	...	...	...	...	316816	5203703	93.91
Haryana	442238	...	...	...	...	...	3822	446060	99.14
Himachal Pradesh	313753	...	...	...	...	...	28753	342506	91.61
Jammu & Kashmir	570307	...	...	...	...	...	45273	615580	92.65
Karnataka	3701668	...	...	...	...	...	407722	4109390	90.08
Kerala	2044407	...	...	...	...	...	119535	2163942	94.48
Madhya Pradesh	2119024	...	...	...	...	...	1127	2120151	99.95
Maharashtra	6463457	...	...	...	...	...	964038	7427495	87.02
Manipur	285618	...	...	...	...	...	19856	305474	93.50
Meghalaya	92063	...	...	...	...	...	16050	108113	85.15
Mizoram	189609	...	...	...	...	...	11288	200897	94.38
Nagaland	149427	...	...	...	...	...	2000	151427	98.68
Orissa	634491	...	...	...	...	...	64916	699407	90.72
Punjab	430661	...	...	...	...	...	43599	474260	90.81
Rajasthan	1548221	...	...	...	...	...	73327	1621548	95.48
Sikkim	64879	...	...	...	...	...	9652	74531	87.05
Tamil Nadu*	2535568	...	...	...	...	...	291590	2827158	89.69
Tripura	160962	...	...	...	...	...	23215	184177	87.40
Uttar Pradesh	1484061	...	...	...	...	...	863132	2347793	63.24
West Bengal	634651	...	...	...	...	...	158696	793347	80.00
A & N Islands	48405	...	...	...	...	...	8100	56505	85.66
Chandigarh	7343	...	...	...	...	...	821	8164	89.94
D & N Haveli	16944	...	...	...	...	...	10	16954	99.94
Daman & Diu	24044	...	...	...	...	...	30	24074	99.88
Delhi	332595	...	...	...	...	...	88492	421087	78.98
Lakshadweep	9205	...	...	...	...	...	3179	12384	74.33
Pondicherry	71694	...	...	...	...	...	8910	80604	88.95
<b>INDIA</b>	<b>37151397</b>	<b>0</b>	<b>0</b>	<b>0</b>	<b>0</b>	<b>0</b>	<b>3836134</b>	<b>40986531</b>	<b>90.64</b>

\* The figures are same as reported in 1993-94



TABLE V - RECURRING EXPENDITURE BY ITEM AND TYPE OF INSTITUTIONS

F - Primary/Junior Basic Schools

(Rupees in Thousands)

State/Union Territory	Salaries Allowances of Teaching and Academic Staff	Salaries Allowances of Non-Teaching Staff	Hostels	Libraries	Stipends Scholarships and other Concess.	App., chem. and Consumable Stores	Other Items	Total (Recurring) to 8	(Recu- Col.2	% of Expt. on Salaries of Teaching Staff to Rec.Expt.
1	2	3	4	5	6	7	8	9	10	
Andhra Pradesh	4598598	...	...	...	...	...	182322	4780920	96.19	
Arunachal Pradesh	118765	...	...	...	...	...	56387	175152	67.81	
Assam	2071349	...	...	...	...	...	39016	2110365	98.15	
Bihar	3984965	...	...	...	...	...	84890	4069855	97.91	
Goa	171469	...	...	...	...	...	1003	172472	99.42	
Gujarat	1451112	...	...	...	...	...	83958	1535070	94.53	
Haryana	664769	...	...	...	...	...	69993	734762	90.47	
Himachal Pradesh	1071856	...	...	...	...	...	72488	1144344	93.67	
Jammu & Kashmir	619172	...	...	...	...	...	4104	623276	99.34	
Karnataka	1201692	...	...	...	...	...	6158	1207850	99.49	
Kerala	1981693	...	...	...	...	...	63452	2045145	96.90	
Madhya Pradesh	5347039	...	...	...	...	...	3037	5350076	99.94	
Maharashtra	4875941	...	...	...	...	...	727257	5603198	87.02	
Manipur	222486	...	...	...	...	...	10630	233116	95.44	
Meghalaya	298027	...	...	...	...	...	72087	370114	80.52	
Mizoram	214134	...	...	...	...	...	2328	216462	98.92	
Nagaland	258752	...	...	...	...	...	224553	483305	53.54	
Orissa	1512484	...	...	...	...	...	39489	1551973	97.46	
Punjab	2212267	...	...	...	...	...	18696	2230963	99.16	
Rajasthan	3320377	...	...	...	...	...	71557	3391934	97.89	
Sikkim	124412	...	...	...	...	...	24553	148965	83.52	
Tamil Nadu*	5053680	...	...	...	...	...	205157	5258837	96.10	
Tripura	259334	...	...	...	...	...	44358	303692	85.39	
Uttar Pradesh	4931889	...	...	...	...	...	2878808	7810697	63.14	
West Bengal	5437527	...	...	...	...	...	311950	5749477	94.57	
A & N Islands	94934	...	...	...	...	...	10207	105141	90.29	
Chandigarh	13643	...	...	...	...	...	1287	14930	91.38	
D & N Haveli	9642	...	...	...	...	...	6	9648	99.94	
Daman & Diu	51301	...	...	...	...	...	65	51366	99.87	
Delhi	1085100	...	...	...	...	...	166249	1251349	86.71	
Lakshadweep	20672	...	...	...	...	...	2815	23487	88.01	
Pondicherry	72510	...	...	...	...	...	7116	79626	91.06	
<b>INDIA</b>	<b>53351591</b>	<b>0</b>	<b>0</b>	<b>0</b>	<b>0</b>	<b>0</b>	<b>5485976</b>	<b>58837567</b>	<b>90.68</b>	

\* The figures are same as reported in 1993-94

TABLE V - RECURRING EXPENDITURE BY ITEM AND TYPE OF INSTITUTIONS

## G - Pre-Primary/Pre-Basic Schools

(Rupees in Thousands)

State/Union Territory	Salaries Allowances of Teaching and Academic Staff	Salaries Allowances of Non-Teaching Staff	Hostels	Libraries	Stipends Scholarships and other Concess.	App., chem. and Consumable Stores	Other Items	Total (Recurring) to ₹	% of Expt. on Salaries of Teaching Staff to Rec. Expt.
1	2	3	4	5	6	7	8	9	10
Andhra Pradesh	1148	...	...	...	...	...	141	1289	89.06
Arunachal Pradesh	12326	...	...	...	...	...	2800	15126	81.49
Assam	8149	...	...	...	...	...	285	8434	96.62
Bihar	129	...	...	...	...	...	...	129	100.00
Goa	...	...	...	...	...	...	...	0	0
Gujarat	34472	...	...	...	...	...	19719	54191	63.61
Haryana	1338	...	...	...	...	...	369	1707	78.38
Himachal Pradesh	1215	...	...	...	...	...	323	1538	79.00
Jammu & Kashmir	...	...	...	...	...	...	...	0	0
Karnataka	114386	...	...	...	...	...	...	114386	100.00
Kerala	2860	...	...	...	...	...	1181	4041	70.77
Madhya Pradesh	8536	...	...	...	...	...	11	8547	99.87
Maharashtra	604658	...	...	...	...	...	90186	694844	87.02
Manipur	269	...	...	...	...	...	25	294	91.50
Meghalaya	700	...	...	...	...	...	...	700	100.00
Mizoram	...	...	...	...	...	...	...	0	0
Nagaland	...	...	...	...	...	...	...	0	0
Orissa	...	...	...	...	...	...	...	0	0
Punjab	306	...	...	...	...	...	...	306	100.00
Rajasthan	7896	...	...	...	...	...	731	8627	91.53
Sikkim	16992	...	...	...	...	...	145	17137	99.15
Tamil Nadu*	1210	...	...	...	...	...	97	1307	92.58
Tripura	28173	...	...	...	...	...	20248	48421	58.18
Uttar Pradesh	5033	...	...	...	...	...	83	5116	98.38
West Bengal	...	...	...	...	...	...	...	0	0.00
A & N Islands	1380	...	...	...	...	...	...	1380	100.00
Chandigarh	...	...	...	...	...	...	...	0	0.00
D & N Haveli	...	...	...	...	...	...	...	0	0.00
Daman & Diu	...	...	...	...	...	...	...	0	0.00
Delhi	8902	...	...	...	...	...	175	9077	98.07
Lakshadweep	2180	...	...	...	...	...	467	2647	82.36
Pondicherry	3672	...	...	...	...	...	493	4165	88.16
INDIA	865930	0	0	0	0	0	137479	1003409	86.30

\* The figures are same as reported in 1993-94

**TABLE V - RECURRING EXPENDITURE BY ITEM AND TYPE OF INSTITUTIONS**  
**Total Elementary Education (E, F, and G)**

(Rupees in Thousands)										
State/Union Territory	Salaries Allowances of Teaching and Academic Staff	Salaries Allowances of Non-Teaching Staff	Hostels	Libraries	Stipends Scholarships and other Concess.	App., chem. and Consumable Stores	Other Items	Total (Recurring) to 8	(Col.2)	% of Expt. on Salaries of Teaching Staff to Rec. Expt.
1	2	3	4	5	6	7	8	9	10	
Andhra Pradesh	7203941	0	0	0	0	0	250581	7454522	96.64	
Arunachal Pradesh	211178	0	0	0	0	0	111287	322465	65.49	
Assam	3069804	0	0	0	0	0	106032	3175836	96.66	
Bihar	8183032	0	0	0	0	0	158985	8342017	98.09	
Goa	187558	0	0	0	0	0	1144	188702	99.39	
Gujarat	6372471	0	0	0	0	0	420493	6792964	93.81	
Haryana	1108345	0	0	0	0	0	74184	1182529	93.73	
Himachal Pradesh	1386824	0	0	0	0	0	101564	1488388	93.18	
Jammu & Kashmir	1189479	0	0	0	0	0	49377	1238856	96.01	
Karnataka	5017746	0	0	0	0	0	413880	5431626	92.38	
Kerala	4028960	0	0	0	0	0	184168	4213128	95.63	
Madhya Pradesh	7474599	0	0	0	0	0	4175	7478774	99.94	
Maharashtra	11944056	0	0	0	0	0	1781481	13725537	87.02	
Manipur	508373	0	0	0	0	0	30511	538884	94.34	
Meghalaya	390790	0	0	0	0	0	88137	478927	81.60	
Mizoram	403743	0	0	0	0	0	13616	417359	96.74	
Nagaland	408179	0	0	0	0	0	226553	634732	64.31	
Orissa	2146975	0	0	0	0	0	104405	2251380	95.36	
Punjab	2643234	0	0	0	0	0	62295	2705529	97.70	
Rajasthan	4876494	0	0	0	0	0	145615	5022109	97.10	
Sikkim	206283	0	0	0	0	0	34350	240633	85.73	
Tamil Nadu	7590458	0	0	0	0	0	496844	8087302	93.86	
Tripura	448469	0	0	0	0	0	87821	536290	83.62	
Uttar Pradesh	6421583	0	0	0	0	0	3742023	10163606	63.18	
West Bengal	6072178	0	0	0	0	0	470646	6542824	92.81	
A & N Islands	144719	0	0	0	0	0	18307	163026	88.77	
Chandigarh	20986	0	0	0	0	0	2108	23094	90.87	
D & N Haveli	26586	0	0	0	0	0	16	26602	99.94	
Daman & Diu	75345	0	0	0	0	0	95	75440	99.87	
Delhi	1426597	0	0	0	0	0	254916	1681513	84.84	
Lakshadweep	32057	0	0	0	0	0	6461	38518	83.23	
Pondicherry	147876	0	0	0	0	0	16519	164395	89.95	
<b>INDIA</b>	<b>91368918</b>	<b>0</b>	<b>0</b>	<b>0</b>	<b>0</b>	<b>0</b>	<b>9458589</b>	<b>100827607</b>	<b>90.62</b>	

Education in India (School Financial Data) for the year 1994-95

**TABLE V - RECURRING EXPENDITURE BY ITEM AND TYPE OF INSTITUTIONS**  
**H - Institutions Imparting Instructions in Diploma/Certificate Courses of School Level**  
**(a) Agriculture & Forestry**

(Rupees in Thousands)									
State/Union Territory	Salaries Allowances of Teaching and Academic Staff	Salaries Allowances of Non-Teaching Staff	Hostels	Libraries	Stipends Scholarships and other Concess.	App. chem. and Consumable Stores	Other Items	Total (Recul rring) Col.2 to 8	% of Expt.on Salaries of Teaching Staff to Rec.Expt.
1	2	3	4	5	6	7	8	9	10
Andhra Pradesh	...	...	...	...	...	...	...	...	...
Arunachal pradesh	...	...	...	...	...	...	...	...	...
Assam	...	...	...	...	...	...	...	...	...
Bihar	...	...	...	...	...	...	...	...	...
Goa	...	...	...	...	...	...	...	...	...
Gujarat	...	...	...	...	...	...	...	...	...
Haryana	...	...	...	...	...	...	...	...	...
Himachal Pradesh	...	...	...	...	...	...	...	...	...
Jammu & Kashmir	...	...	...	...	...	...	...	...	...
Karanataka	...	...	...	...	...	...	...	...	...
Kerala	...	...	...	...	...	...	...	...	...
Madhya Pradesh	...	...	...	...	...	...	...	...	...
Maharashtra	9174	21145	93	72	1452	272	6107	38315	79.13
Manipur	...	...	...	...	...	...	...	...	...
Meghalaya	...	...	...	...	...	...	...	...	...
Mizoram	...	...	...	...	...	...	...	...	...
Nagaland	...	...	...	...	...	...	...	...	...
Orissa	...	...	...	...	...	...	...	...	...
Punjab	...	...	...	...	...	...	...	...	...
Rajasthan	373	321	...	1	5	5	22	727	95.46
Sikkim	...	...	...	...	...	...	...	...	...
Tamil Nadu	...	...	...	...	...	...	...	...	...
Tripura	...	...	...	...	...	...	...	...	...
Uttar pradesh	...	...	...	...	...	...	...	...	...
West Bengal	...	...	...	...	...	...	...	...	...
A & N Islands	...	...	...	...	...	...	...	...	...
Chandigarh	...	...	...	...	...	...	...	...	...
D & N Haveli	...	...	...	...	...	...	...	...	...
Daman & Diu	...	...	...	...	...	...	...	...	...
Delhi	...	...	...	...	...	...	...	...	...
Lakshadweep	...	...	...	...	...	...	...	...	...
Pondicherry	...	...	...	...	...	...	...	...	...
<b>INDIA</b>	<b>9547</b>	<b>21466</b>	<b>93</b>	<b>73</b>	<b>1457</b>	<b>277</b>	<b>6129</b>	<b>39042</b>	<b>79.43</b>

**TABLE V - RECURRING EXPENDITURE BY ITEM AND TYPE OF INSTITUTIONS**  
**H - Institutions Imparting Instructions in Diploma/Certificate Courses of School Level**  
**(b) Medicine (Nursing & Midwifery)**

(Rupees in Thousands)

State/Union Territory	Salaries Allowances of Teaching and Academic Staff	Salaries Allowances of Non-Teaching Staff	Hostels	Libraries	Stipends Scholarships and other Concess.	App., chem. and Consumable Stores	Other Items	Total (Recu rring) Col.2 to 8	% of Expt.on Salaries of Teaching Staff to Rec.Expt.
1	2	3	4	5	6	7	8	9	10
Andhra Pradesh	...	...	...	...	...	...	...	...	...
Arunachal pradesh	...	...	...	...	...	...	...	...	...
Assam	507	440	22	...	17	17	75	1078	87.85
Bihar	...	...	...	...	...	...	...	...	...
Goa	...	...	...	...	...	...	...	...	...
Gujarat	...	...	...	...	...	...	...	...	...
Haryana	...	...	...	...	...	...	...	...	...
Himachal Pradesh	...	...	...	...	...	...	...	...	...
Jammu & Kashmir	...	...	...	...	...	...	...	...	...
Karnataka	...	...	...	...	...	...	...	...	...
Kerala	...	...	...	...	...	...	...	...	...
Madhya Pradesh	1064	281	121	...	808	60	16	2350	57.23
Maharashtra	...	...	...	...	...	...	...	...	...
Manipur	...	...	...	...	...	...	...	...	...
Meghalaya	...	...	...	...	...	...	...	...	...
Mizoram	...	...	...	...	...	...	...	...	...
Nagaland	...	...	...	...	...	...	...	...	...
Orissa	...	...	...	...	...	...	...	...	...
Punjab	...	...	...	...	...	...	...	...	...
Rajasthan	...	...	...	...	...	...	...	...	...
Sikkim	...	...	...	...	...	...	...	...	...
Tamil Nadu	...	...	...	...	...	...	...	...	...
Tripura	...	...	...	...	...	...	...	...	...
Uttar pradesh	...	...	...	...	...	...	...	...	...
West Bengal	...	...	...	...	...	...	...	...	...
A & N Islands	...	...	...	...	...	...	...	...	...
Chandigarh	...	...	...	...	...	...	...	...	...
D & N Haveli	...	...	...	...	...	...	...	...	...
Daman & Diu	...	...	...	...	...	...	...	...	...
Delhi	...	...	...	...	...	...	...	...	...
Lakshadweep	...	...	...	...	...	...	...	...	...
Pondicherry	...	...	...	...	...	...	...	...	...
<b>INDIA</b>	<b>1571</b>	<b>721</b>	<b>143</b>	<b>0</b>	<b>825</b>	<b>77</b>	<b>91</b>	<b>3428</b>	<b>66.86</b>

**TABLE V - RECURRING EXPENDITURE BY ITEM AND TYPE OF INSTITUTIONS**  
**H - Institutions Imparting Instructions in Diploma/Certificate Courses of School Level**  
**(c) Teacher Training**

(Rupees in Thousands)									
State/Union Territory	Salaries Allowances of Teaching and Academic Staff	Salaries Allowances of Non-Teaching Staff	Hostels	Libraries	Stipends Scholarships and other Concss.	App., chem. and Consumable Stores	Other Items	Total (Recurring) Col.2 to 8	% of Expt.on Salaries of Teaching Staff to Rec.Expt.
1	2	3	4	5	6	7	8	9	10
Andhra Pradesh	...	...	...	...	...	...	...	...	...
Arunachal pradesh	...	...	...	...	...	...	...	...	...
Assam	...	...	...	...	...	...	...	...	...
Bihar	...	...	...	...	...	...	...	...	...
Goa	...	...	...	...	...	...	...	...	...
Gujarat	45121	15211	943	422	4419	1282	6588	73986	81.55
Haryana	...	...	...	...	...	...	...	...	...
Himachal Pradesh	7680	865	4	...	...	6	436	8991	95.04
Jammu & Kashmir	...	...	...	...	...	...	...	...	...
Karanataka	44639	...	...	...	42	36	23	44740	99.77
Kerala	...	...	...	...	...	...	...	...	...
Madhya Pradesh	84644	9405	...	...	...	...	...	94049	100
Maharashtra	...	...	...	...	...	...	...	...	...
Manipur	...	...	...	...	...	...	...	...	...
Meghalaya	2690	2660	98	35	...	...	1245	6728	79.52
Mizoram	...	...	...	...	...	...	...	...	...
Nagaland	2039	676	...	...	...	68	...	2783	97.56
Orissa	17237	6950	60	72	4688	160	4624	33791	71.58
Punjab	9811	6357	23	617	94	99	3447	20448	79.07
Rajasthan	...	...	...	...	...	...	...	...	...
Sikkim	1658	...	...	44	...	72	1284	3058	54.22
Tamil Nadu	283	...	...	...	...	...	...	283	100
Tripura	445	265	...	...	...	...	67	777	91.38
Uttar pradesh	91465	15462	65	50	962	139	491	108634	98.43
West Bengal	58490	3219	...	...	...	64	1249	63022	97.92
A & N Islands	...	...	...	...	...	...	...	...	...
Chandigarh	...	...	...	...	...	...	...	...	...
D & N Haveli	...	...	...	...	...	...	...	...	...
Daman & Diu	...	...	...	...	...	...	...	...	...
Delhi	...	...	...	...	...	...	...	...	...
Lakshadweep	...	...	...	...	...	...	...	...	...
Pondicherry	...	...	...	...	...	...	...	...	...
<b>INDIA</b>	<b>366202</b>	<b>61070</b>	<b>1193</b>	<b>1240</b>	<b>10205</b>	<b>1926</b>	<b>19454</b>	<b>461290</b>	<b>92.63</b>

**TABLE V - RECURRING EXPENDITURE BY ITEM AND TYPE OF INSTITUTIONS**  
**H - Institutions Imparting Instructions in Diploma/Certificate Courses of School Level**  
**(d) Industrial/Arts & Crafts**

(Rupees in Thousands)

State/Union Territory	Salaries Allowances of Teaching and Academic Staff	Salaries Allowances of Non-Teaching Staff	Hostels	Libraries	Stipends Scholarships and other Concess.	App., chem. and Consumable Stores	Other Items	Total (Recurrence) Col.2 to 8	% of Expt.on Salaries of Teaching Staff to Rec.Expt.	
1	2	3	4	5	6	7	8	9	10	
Andhra Pradesh	...	...	...	...	...	...	...	...	...	
Arunachal pradesh	...	...	...	...	...	...	...	...	...	
Assam	1225	368	6	...	199	66	189	2053	77.59	
Bihar	3764	863	6	5	34	208	482	5362	86.29	
Goa	15286	7969	1942	...	264	...	2172	27633	84.16	
Gujarat	35442	26077	59	103	935	2337	4239	69192	88.91	
Haryana	...	...	...	...	...	...	...	...	...	
Himachal Pradesh	21763	6627	290	...	375	1169	1379	31603	89.83	
Jammu & Kashmir	149	10	52	20	18	11	58	318	50	
Karnataka	...	...	...	...	...	...	...	...	...	
Kerala	89435	22798	156	228	2277	4851	5635	125380	89.51	
Madhya Pradesh	9818	6202	68	...	718	980	2297	20083	79.77	
Maharashtra	...	...	...	...	...	...	...	...	...	
Manipur	1514	748	...	...	478	...	113	2853	79.28	
Meghalaya	2510	1721	...	...	446	151	99	4927	85.87	
Mizoram	...	...	...	...	...	...	...	...	...	
Nagaland	...	...	...	...	...	...	...	...	...	
Orissa	...	...	...	...	...	...	...	...	...	
Punjab	8416	4912	...	...	234	...	1338	14900	89.45	
Rajasthan	...	...	...	...	...	...	...	...	...	
Sikkim	...	...	...	...	...	...	...	...	...	
Tamil Nadu	14383	1656	544	1770	1362	1346	1999	23060	69.55	
Tripura	...	...	...	...	...	...	...	...	...	
Uttar pradesh	7252	892	...	...	288	121	643	9196	88.56	
West Bengal	...	...	...	...	...	...	...	...	...	
A & N Islands	...	...	...	...	...	...	...	...	...	
Chandigarh	...	...	...	...	...	...	...	...	...	
D & N Haveli	...	...	...	...	...	...	...	...	...	
Daman & Diu	1851	437	...	...	1	265	878	181	3613	63.33
Delhi	361	101	...	...	5	14	5	139	625	73.92
Lakshadweep	...	...	...	...	...	...	...	...	...	
Pondicherry	60	12	...	...	...	...	...	72	100	
<b>INDIA</b>	<b>213229</b>	<b>81393</b>	<b>3123</b>	<b>2132</b>	<b>7907</b>	<b>12123</b>	<b>20963</b>	<b>340870</b>	<b>86.43</b>	

Education in India (School Financial Data) for the year 1994-95

**TABLE V - RECURRING EXPENDITURE BY ITEM AND TYPE OF INSTITUTIONS**  
**H - Institutions Imparting Instructions in Diploma/Certificate Courses of School Level**  
**(e) Music & Fine Arts**

(Rupees in Thousands)									
State/Union Territory	Salaries Allowances of Teaching and Academic Staff	Salaries Allowances of Non-Teaching Staff	Hostels	Libraries	Stipends Scholarships and other Concess.	App., chem. and Consumable Stores	Other Items	Total (Recu ring) Col.2 to 8	% of Expt.on Salaries of Teaching Staff to Rec.Expt.
1	2	3	4	5	6	7	8	9	10
Andhra Pradesh	...	...	...	...	...	...	...	...	...
Arunachal pradesh	...	...	...	...	...	...	...	...	...
Assam	207	23	...	1	...	9	87	327	70.34
Bihar	...	...	...	...	...	...	...	...	...
Goa	1572	656	34	13	5	1	162	2443	91.2
Gujarat	1838	600	...	6	...	2	186	2632	92.63
Haryana	...	...	...	...	...	...	...	...	...
Himachal Pradesh	...	...	...	...	...	...	...	...	...
Jammu & Kashmir	...	...	...	...	...	...	...	...	...
Karnataka	...	...	...	...	...	...	...	...	...
Kerala	5312	1084	...	55	417	124	167	7159	89.34
Madhya Pradesh	723	87	...	...	...	...	16	826	98.06
Maharashtra	...	...	...	...	...	...	...	...	...
Manipur	...	...	...	...	...	...	...	...	...
Meghalaya	...	...	...	...	...	...	...	...	...
Mizoram	...	...	...	...	...	...	...	...	...
Nagaland	...	...	...	...	...	...	...	...	...
Orissa	216	128	31	22	13	...	71	481	71.52
Punjab	...	...	...	...	...	...	...	...	...
Rajasthan	2719	276	...	12	183	59	530	3779	79.25
Sikkim	...	...	...	...	...	...	...	...	...
Tamil Nadu	2435	555	...	...	319	...	154	3463	86.34
Tripura	...	...	...	...	...	...	...	...	...
Uttar pradesh	473	133	...	...	17	37	2	662	91.54
West Bengal	...	...	...	...	...	...	...	...	...
A & N Islands	...	...	...	...	...	...	...	...	...
Chandigarh	...	...	...	...	...	...	...	...	...
D & N Haveli	...	...	...	...	...	...	...	...	...
Daman & Diu	...	...	...	...	...	...	...	...	...
Delhi	...	...	...	...	...	...	...	...	...
Lakshadweep	...	...	...	...	...	...	...	...	...
Pondicherry	...	...	...	...	...	...	...	...	...
<b>INDIA</b>	<b>15495</b>	<b>3542</b>	<b>65</b>	<b>109</b>	<b>954</b>	<b>232</b>	<b>1375</b>	<b>21772</b>	<b>87.44</b>



**TABLE V - RECURRING EXPENDITURE BY ITEM AND TYPE OF INSTITUTIONS**  
**H - Institutions Imparting Instructions in Diploma/Certificate Courses of School Level**  
**(f) For the Handicapped**

(Rupees in Thousands)									
State/Union Territory	Salaries Allowances of Teaching and Academic Staff	Salaries Allowances of Non-Teaching Staff	Hostels	Libraries	Stipends Scholarships and other Concess.	App. chem. and Consumable Stores	Other Items	Total (Recurring) Col.2 to 8	% of Expt.on Salaries of Teaching Staff to Rec.Expt.
1	2	3	4	5	6	7	8	9	10
Andhra Pradesh	25112	263	2110	6	79	22	788	28380	89.41
Arunachal pradesh	...	...	...	...	...	...	...	...	...
Assam	801	214	181	...	32	...	383	1611	63
Bihar	2382	692	466	85	30	265	201	4121	74.59
Goa	...	...	...	...	...	...	...	...	...
Gujarat	34464	11834	8804	152	1650	391	10428	67723	68.36
Haryana	...	...	...	...	...	...	...	...	...
Himachal Pradesh	1697	347	230	...	51	201	215	2741	74.57
Jammu & Kashmir	...	...	...	...	...	...	...	...	...
Karanataka	...	...	...	...	...	...	...	...	...
Kerala	14290	4275	5587	30	913	356	2529	27980	66.35
Madhya Pradesh	813	433	62	6	68	316	256	1954	63.77
Maharashtra	...	...	...	...	...	...	...	...	...
Manipur	1510	418	61	5	40	...	87	2121	90.9
Meghalaya	...	...	...	...	...	...	...	...	...
Mizoram	...	...	...	...	...	...	...	...	...
Nagaland	...	...	...	...	...	...	...	...	...
Orissa	...	...	...	...	...	...	...	...	...
Punjab	1401	827	838	47	...	...	3019	6132	36.33
Rajasthan	3917	843	292	6	2	32	134	5226	91.08
Sikkim	...	...	...	...	...	...	...	...	...
Tamil Nadu	11277	120	987	1138	1887	27	705	16141	70.61
Tripura	1602	401	499	...	22	14	151	2689	74.49
Uttar pradesh	3699	879	25	...	361	14	6	4984	91.85
West Bengal	...	...	...	...	...	...	...	...	...
A & N Islands	...	...	...	...	...	...	...	...	...
Chandigarh	...	...	...	...	...	...	...	...	...
D & N Haveli	...	...	...	...	...	...	...	...	...
Daman & Diu	...	...	...	...	...	...	...	...	...
Delhi	176	4541	840	195	189	35	2339	8315	56.73
Lakshadweep	...	...	...	...	...	...	...	...	...
Pondicherry	524	513	464	...	...	68	245	1814	57.17
<b>INDIA</b>	<b>103665</b>	<b>26600</b>	<b>21446</b>	<b>1670</b>	<b>5324</b>	<b>1741</b>	<b>21486</b>	<b>181932</b>	<b>71.60</b>

**TABLE V - RECURRING EXPENDITURE BY ITEM AND TYPE OF INSTITUTIONS**  
**H - Institutions Imparting Instructions in Diploma/Certificate Courses of School Level**  
**(g) Reformatory/Certified**

(Rupees in Thousands)

State/Union Territory	Salaries Allowances of Teaching and Academic Staff	Salaries Allowances of Non-Teaching Staff	Hostels	Libraries	Stipends Scholarships and other Concess.	App. chem. and Consumable Stores	Other Items	Total (Recu rring) Col.2 to 8	% of Expt.on Salaries of Teaching Staff to Rec.Expt.
1	2	3	4	5	6	7	8	9	10
Andhra Pradesh	5088	1695	894	7	...	44	62	7790	87.07
Arunachal Pradesh	...	...	...	...	...	...	...	...	...
Assam	166	...	...	...	...	...	...	166	100
Bihar	220	617	...	...	...	...	...	837	100
Goa	...	...	...	...	...	...	...	...	...
Gujarat	733	2981	...	10	...	1380	1544	6648	55.87
Haryana	...	...	...	...	...	...	...	...	...
Himachal Pradesh	...	...	...	...	...	...	...	...	...
Jammu & Kashmir	...	...	...	...	...	...	...	...	...
Karnataka	4510	2120	1741	...	...	161	883	9415	70.42
Kerala	775	2408	375	6	543	...	183	4290	74.2
Madhya Pradesh	525	533	...	5	...	...	512	1575	67.17
Maharashtra	...	...	...	...	...	...	...	...	...
Manipur	...	...	...	...	...	...	...	...	...
Meghalaya	...	...	...	...	...	...	...	...	...
Mizoram	...	...	...	...	...	...	...	...	...
Nagaland	...	...	...	...	...	...	...	...	...
Orissa	...	...	...	...	...	...	...	...	...
Punjab	554	...	...	...	...	...	...	554	100
Rajasthan	...	...	...	...	...	...	...	...	...
Sikkim	...	...	...	...	...	...	...	...	...
Tamil Nadu	6271	1969	314	...	249	...	84	8887	92.72
Tripura	...	...	...	...	...	...	...	...	...
Uttar Pradesh	...	...	...	...	...	...	...	...	...
West Bengal	...	...	...	...	...	...	...	...	...
A & N Islands	...	...	...	...	...	...	...	...	...
Chandigarh	...	...	...	...	...	...	...	...	...
D & N Haveli	...	...	...	...	...	...	...	...	...
Daman & Diu	...	...	...	...	...	...	...	...	...
Delhi	300	306	37	16	246	7	128	1040	58.27
Lakshadweep	...	...	...	...	...	...	...	...	...
Pondicherry	...	...	...	...	...	...	...	...	...
<b>INDIA</b>	<b>19142</b>	<b>12629</b>	<b>3361</b>	<b>44</b>	<b>1038</b>	<b>1592</b>	<b>3396</b>	<b>41202</b>	<b>77.11</b>

Education in India (School Financial Data) for the year 1994-95

**TABLE V - RECURRING EXPENDITURE BY ITEM AND TYPE OF INSTITUTIONS**  
**H - Institutions Imparting Instructions in Diploma/Certificate Courses of School Level**  
**(h) Oriental Studies**

(Rupees in Thousands)

State/Union Territory	Salaries Allowances of Teaching and Academic Staff	Salaries Allowances of Non-Teaching Staff	Hostels	Libraries	Stipends Scholarships and other Concss.	App., chem. and Consumable Stores	Other Items	Total (Recurring) Col.2 to 8	% of Expt.on Salaries of Teaching Staff to Rec.Expt.
1	2	3	4	5	6	7	8	9	10
Andhra Pradesh	61016	434	...	4	19	3	271	61747	99.52
Arunachal pradesh	...	...	...	...	...	...	...	...	...
Assam	5539	498	3	9	78	2	181	6310	95.67
Bihar	44133	1905	1	23	35	90	276	46463	99.09
Goa	...	...	...	...	...	...	...	...	...
Gujarat	4937	527	99	24	14	25	1011	6637	82.33
Haryana	...	...	...	...	...	...	...	...	...
Himachal Pradesh	520	...	...	...	...	...	60	580	89.66
Jammu & Kashmir	...	...	...	...	...	...	...	...	...
Karnataka	13811	1257	...	...	162	20	3698	18948	79.52
Kerala	...	...	...	...	...	...	...	...	...
Madhya Pradesh	2826	315	23	32	110	50	32	3388	92.71
Maharashtra	1690	63	76	39	58	27	783	2736	64.07
Manipur	57	11	...	...	...	...	...	68	100
Meghalaya	...	...	...	...	...	...	...	...	...
Mizoram	...	...	...	...	...	...	...	...	...
Nagaland	...	...	...	...	...	...	...	...	...
Orissa	...	...	...	...	...	...	...	...	...
Punjab	...	...	...	...	...	...	...	...	...
Rajasthan	...	...	...	...	...	...	...	...	...
Sikkim	...	...	...	...	...	...	...	...	...
Tamil Nadu	10372	559	66	52	42	41	167	11299	96.74
Tripura	2017	...	...	...	...	...	...	2017	100
Uttar pradesh	32098	3274	...	85	467	...	803	36727	96.31
West Bengal	34746	4809	31	297	384	180	3655	44102	89.69
A & N Islands	...	...	...	...	...	...	...	...	...
Chandigarh	...	...	...	...	...	...	...	...	...
D & N Haveli	...	...	...	...	...	...	...	...	...
Daman & Diu	...	...	...	...	...	...	...	...	...
Delhi	...	...	...	...	...	...	...	...	...
Lakshadweep	...	...	...	...	...	...	...	...	...
Pondicherry	...	...	...	...	...	...	...	...	...
<b>INDIA</b>	<b>213762</b>	<b>13652</b>	<b>299</b>	<b>565</b>	<b>1369</b>	<b>438</b>	<b>10937</b>	<b>241022</b>	<b>94.35</b>

Education in India (School Financial Data) for the year 1994-95

**TABLE V - RECURRING EXPENDITURE BY ITEM AND TYPE OF INSTITUTIONS**  
**H - Institutions Imparting Instructions in Diploma/Certificate Courses of School Level**  
**(I) Social (Adult) Education**

(Rupees in Thousands)									
State/Union Territory	Salaries Allowances of Teaching and Academic Staff	Salaries Allowances of Non-Teaching Staff	Hostels	Libraries	Stipends Scholarships and other Concss.	App., chem. and Consumable Stores	Other Items	Total (Recu rring) Col.2 to 8	% of Expt.on Salaries of Teaching Staff to Rec.Expt.
1	2	3	4	5	6	7	8	9	10
Andhra Pradesh	...	26091	...	...	...	...	12954	39045	66.82
Arunachal Pradesh	...	...	...	293	...	...	7062	7355	...
Assam	3384	...	...	...	...	7	1286	4677	72.35
Bihar	...	950	...	...	...	...	179	1129	84.15
Goa	...	...	...	...	...	...	...	...	...
Gujarat	...	...	...	...	...	...	...	...	...
Haryana	...	...	...	...	...	...	...	...	...
Himachal Pradesh	...	11349	...	...	...	...	...	11349	100
Jammu & Kashmir	...	...	...	...	...	...	...	...	...
Karnataka	3338	...	...	...	...	...	66600	69938	4.77
Kerala	...	...	...	...	...	...	...	...	...
Madhya Pradesh	4225	469	...	...	...	...	...	4694	100
Maharashtra	...	50013	...	...	...	...	34862	84875	58.93
Manipur	...	...	...	...	...	...	...	...	...
Meghalaya	2640	...	...	...	...	...	3320	5960	44.3
Mizoram	...	3062	...	...	...	...	4476	7538	40.62
Nagaland	1400	2044	...	...	...	1102	1025	5571	61.82
Orissa	...	...	...	...	...	...	...	...	...
Punjab	...	...	...	...	...	...	...	...	...
Rajasthan	...	3811	...	...	...	...	6032	9843	38.72
Sikkim	...	...	...	...	...	...	953	953	...
Tamil Nadu	116	127	...	...	...	...	69	312	77.88
Tripura	62851	2464	...	...	...	...	5714	71029	91.96
Uttar Pradesh	...	...	...	...	...	...	5243	5243	...
West Bengal	...	...	...	...	...	...	...	...	...
A & N Islands	1298	...	...	...	...	...	323	1621	80.07
Chandigarh	...	...	...	...	...	...	...	...	...
D & N Haveli	...	...	...	...	...	...	...	...	...
Daman & Diu	...	125	...	...	...	...	...	125	100
Delhi	4006	1761	...	...	...	...	2283	8050	71.64
Lakshadweep	...	...	...	...	...	...	1230	1230	...
Pondicherry	...	872	...	...	...	...	...	872	100
<b>INDIA</b>	<b>83258</b>	<b>103138</b>	<b>0</b>	<b>293</b>	<b>0</b>	<b>1109</b>	<b>153611</b>	<b>341409</b>	<b>54.60</b>

Education in India (School Financial Data) for the year 1994-95

**TABLE V - RECURRING EXPENDITURE BY ITEM AND TYPE OF INSTITUTIONS**  
**H - Institutions Imparting Instructions in Diploma/Certificate Courses of School Level**  
**(j) Others**

(Rupees in Thousands)

State/Union Territory	Salaries Allowances of Teaching and Academic Staff	Salaries Allowances of Non-Teaching Staff	Hostels	Libraries	Stipends Scholarships and other Concss.	App. chem. and Consumable Stores	Other Items	Total (Recu ring) Col.2 to 8	% of Expt.on Salaries of Teaching Staff to Rec.Expt.
1	2	3	4	5	6	7	8	9	10
Andhra Pradesh	...	...	...	...	...	...	...	...	...
Arunachal pradesh	...	...	...	...	...	...	...	...	...
Assam	1104	227	4	3	14	75	24	1451	91.73
Bihar	119	83	...	...	...	...	...	202	100
Goa	...	...	...	...	...	...	...	...	...
Gujarat	...	...	...	...	...	...	...	...	...
Haryana	...	...	...	...	...	...	...	...	...
Himachal Pradesh	1340	189	...	...	4	...	...	1533	99.74
Jammu & Kashmir	...	...	...	...	...	...	...	...	...
Karnataka	...	...	...	...	...	...	...	...	...
Kerala	...	...	...	...	...	...	...	...	...
Madhya Pradesh	18027	2003	...	...	...	...	...	20030	100
Maharashtra	66	13	...	...	...	...	15	94	84.04
Manipur	535	165	...	13	39	...	40	792	88.38
Meghalaya	...	...	...	...	...	...	...	...	...
Mizoram	972	4636	...	...	...	...	10949	16557	33.87
Nagaland	11600	5662	...	...	119	22	72	17475	98.78
Orissa	450	297	...	49	104	104	347	1351	55.29
Punjab	...	...	...	...	...	...	...	...	...
Rajasthan	...	...	...	...	...	...	...	...	...
Sikkim	...	...	...	...	...	...	...	...	...
Tamil Nadu	...	...	...	...	...	...	...	...	...
Tripura	...	...	...	...	...	...	...	...	...
Uttar pradesh	...	...	...	...	...	...	117245	117245	...
West Bengal	...	...	...	...	...	...	...	...	...
A & N Islands	...	...	...	...	...	...	...	...	...
Chandigarh	...	...	...	...	...	...	...	...	...
D & N Haveli	571	...	...	...	...	...	...	571	100
Daman & Diu	1851	562	...	1	265	878	181	3738	64.55
Delhi	...	...	...	...	...	...	...	...	...
Lakshadweep	...	...	...	...	...	...	...	...	...
Pondicherry	...	...	...	...	...	...	...	...	...
<b>INDIA</b>	<b>36635</b>	<b>13837</b>	<b>4</b>	<b>66</b>	<b>545</b>	<b>1079</b>	<b>128873</b>	<b>181039</b>	<b>27.88</b>

Education in India (School Financial Data) for the year 1994-95

**TABLE V - RECURRING EXPENDITURE BY ITEM AND TYPE OF INSTITUTIONS**  
**H - Institutions Imparting Instructions in Diploma/Certificate Courses of School Level**  
**Total H (a to j)**

(Rupees in Thousands)									
State/Union Territory	Salaries Allowances of Teaching and Academic Staff	Salaries Allowances of Non-Teaching Staff	Hostels	Libraries	Stipends Scholarships and other Concess.	App., chem. and Consumable Stores	Other Items	Total (Recurrence) Col.2 to 8	% of Expt.on Salaries of Teaching Staff to Rec.Expt.
1	2	3	4	5	6	7	8	9	10
Andhra Pradesh	91216	28483	3004	17	98	69	14075	136962	87.40
Arunachal pradesh	0	0	0	293	0	0	7062	7355	0.00
Assam	12933	1770	216	13	340	176	2225	17673	83.19
Bihar	50618	5110	473	113	99	563	1138	58114	95.89
Goa	16858	8625	1976	13	269	1	2334	30076	84.73
Gujarat	122535	57230	9905	717	7018	5417	23996	226818	79.26
Haryana	0	0	0	0	0	0	0	0	0.00
Himachal Pradesh	33000	19377	524	0	430	1376	2090	56797	0.00
Jammu & Kashmir	149	10	52	20	18	11	58	318	50.00
Karnataka	66298	3377	1741	0	204	217	71204	143041	48.71
Kerala	109812	30565	6118	319	4150	5331	8514	164809	85.18
Madhya Pradesh	122665	19728	274	43	1704	1406	3129	148949	95.60
Maharashtra	10930	71234	169	111	1510	299	41767	126020	65.20
Manipur	3616	1342	61	18	557	0	240	5834	84.98
Meghalaya	7840	4381	98	35	446	151	4664	17615	69.38
Mizoram	972	7698	0	0	0	0	15425	24095	35.98
Nagaland	15039	8382	0	0	119	1192	1097	25829	90.68
Orissa	17903	7375	91	143	4805	264	5042	35623	70.96
Punjab	20182	12096	861	664	328	99	7804	42034	76.79
Rajasthan	7009	5251	292	19	190	96	6718	19575	62.63
Sikkim	1658	0	0	44	0	72	2237	4011	41.34
Tamil Nadu	45137	4986	1911	2960	3859	1414	3178	63445	79.00
Tripura	66915	3130	499	0	22	14	5932	76512	91.55
Uttar pradesh	134987	20640	90	135	2095	311	124433	282691	55.05
West Bengal	93236	8028	31	297	384	244	4904	107124	94.53
A & N Islands	1298	0	0	0	0	0	323	1621	80.07
Chandigarh	0	0	0	0	0	0	0	0	0.00
D & N Haveli	571	0	0	0	0	0	0	571	100.00
Daman & Diu	3702	1124	0	2	530	1756	362	7476	64.55
Delhi	4843	6709	877	216	449	47	4889	18030	64.07
Lakshadweep	0	0	0	0	0	0	1230	1230	0.00
Pondichery	584	1397	464	0	0	68	245	2758	71.83
<b>INDIA</b>	<b>1062506</b>	<b>338048</b>	<b>29727</b>	<b>6192</b>	<b>29624</b>	<b>20594</b>	<b>366315</b>	<b>1853006</b>	<b>75.58</b>

TABLE V - RECURRING EXPENDITURE BY ITEM AND TYPE OF INSTITUTIONS

## I - Directorate and Inspectorate

(Rupees in Thousands)									
State/Union Territory	Salaries Allowances of Teaching and Academic Staff	Salaries Allowances of Non-Teaching Staff	Hostels	Libraries	Stipends Scholarships and other Concss.	App., chem. and Consumable Stores	Other Items	Total (Recu ring) Col.2 to 8	% of Expt.on Salaries of Teaching Staff to Rec.Expt.
1	2	3	4	5	6	7	8	9	10
Andhra Pradesh	...	101504	...	...	...	...	31156	132660	76.51
Arunachal pradesh	...	30755	...	17	...	...	6848	37620	81.75
Assam	...	110434	...	24	...	...	15386	125844	87.75
Bihar	...	405448	...	471	27	...	22885	428831	94.55
Goa	...	2221	...	...	...	...	...	2221	100
Gujarat	...	...	...	...	...	...	...	...	...
Haryana	...	...	...	...	...	...	...	...	...
Himachal Pradesh	...	69901	...	...	...	...	6273	76174	91.76
Jammu & Kashmir	...	...	...	...	...	...	...	...	...
Karnataka	...	48524	...	...	...	...	...	48524	100
Kerala	...	184452	...	...	...	...	11866	196318	93.96
Madhya Pradesh	...	776897	...	9255	...	...	45605	831757	93.4
Maharashtra	...	...	...	...	...	...	...	...	...
Manipur	...	43678	...	88	...	...	7918	51684	84.51
Meghalaya	...	21793	...	...	...	...	10618	32411	67.24
Mizoram	...	16856	...	...	...	...	18869	35725	47.18
Nagaland	...	27860	...	...	4884	3131	...	35875	77.66
Orissa	...	96306	...	...	...	...	...	96306	100
Punjab	...	275246	...	...	...	...	24909	300155	91.7
Rajasthan	...	343842	...	218	4761	...	6732	355553	96.71
Sikkim	...	18421	...	...	...	...	5446	23867	77.18
Tamil Nadu	...	458176	...	...	...	...	...	458176	100
Tripura	...	16527	...	...	...	...	3194	19721	83.8
Uttar pradesh	...	235324	...	48	...	...	3739468	3974840	5.92
West Bengal	...	119627	...	...	...	...	57556	177183	67.52
A & N Islands	...	6421	...	...	...	...	3267	9688	66.28
Chandigarh	...	...	...	...	...	...	...	...	...
D & N Haveli	...	2799	...	...	600	...	303	3702	75.61
Daman & Diu	67460	3263	...	11	459	1503	1301	73997	95.58
Delhi	...	349214	...	...	...	...	1853	351067	99.47
Lakshadweep	...	1163	...	...	...	...	612	1775	65.52
Pondicherry	...	18263	...	46	...	482	112	18903	96.61
INDIA	67460	3784915	0	10178	10731	5116	4022177	7900577	48.76

Education in India (School Financial Data) for the year 1994-95

TABLE V - ITEM-WISE RECURRING EXPENDITURE BY SOURCES ON EDUCATIONAL INSTITUTIONS

TOTAL: J (A to I)

(Rupees In Thousands)

State/Union Territory	Salaries Allowances of Teaching and Academic Staff	Salaries Allowances of Non-Teaching Staff	Hostels	Libraries	Stipends Scholarships and other Concess.	App., chem. and Consumable Stores	Other Items	Total (Recurring) to 8	% of Expt. on Salaries of Teaching Staff to Rec. Expt.
1	2	3	4	5	6	7	8	9	10
Andhra Pradesh	13208025	941390	322282	4629	18815	11665	725657	15232463	86.71
Arunachal Pradesh	335855	41468	1826	6310	16422	1661	142651	546193	61.49
Assam	4482098	494769	2361	6478	8457	5840	230795	5230798	85.69
Bihar	10574070	849479	8377	4616	37938	9873	416325	11900678	88.85
Goa	524428	81213	7366	4565	4885	2409	84524	709390	73.93
Gujarat	10069505	772799	20680	22031	101290	69169	816541	11872015	84.82
Haryana	3527070	338175	1537	6253	37409	17664	197392	4125500	85.49
Himachal Pradesh	2357291	281072	40680	1734	20929	9177	212972	2923855	80.62
Jammu & Kashmir	2042062	134588	1593	2485	4812	5495	70464	2261499	90.30
Karnataka	7275240	406529	17239	0	43149	46096	804563	8592816	84.67
Kerala	8379708	552638	43006	3632	84830	11839	338164	9413817	89.01
Madhya Pradesh	9911488	1141946	12213	12850	90566	9053	80509	11258625	88.03
Maharashtra	22170093	2077662	22942	46027	38989	98250	2970883	27424846	80.84
Manipur	826871	87504	2150	5727	5455	10229	115714	1053650	78.48
Meghalaya	582867	45386	9849	502	5009	4937	113981	762531	76.44
Mizoram	476950	43513	0	6	2695	25	48464	571653	83.43
Nagaland	573857	79231	5975	0	8702	10888	236000	914653	62.74
Orissa	3025835	277847	2496	4513	43514	5314	130875	3490394	86.69
Punjab	5323192	721987	8238	18978	60501	8003	492310	6633209	80.25
Rajasthan	7154594	1018914	9284	26268	64365	32931	304273	8610629	83.09
Sikkim	403003	18421	0	906	0	72	60142	482544	83.52
Tamil Nadu	12693654	1019181	8862	6910	75460	11870	605526	14421463	88.02
Tripura	951208	61295	4314	1408	14011	1166	121864	1155266	82.34
Uttar Pradesh	10856832	1297136	7916	9344	131529	20953	7891568	20215278	53.71
West Bengal	11829210	1022469	22803	20651	53842	28178	1289145	14266298	82.92
A & N Islands	227233	6421	0	3410	2581	290	40003	279938	81.17
Chandigarh	160680	18313	0	202	345	116	2923	182579	88.01
D & N Haveli	36700	2849	0	0	600	0	1395	41544	88.34
Daman & Diu	93356	73967	0	23	1118	3884	2877	175225	53.28
Delhi	3083718	566104	877	17171	8891	7437	327524	4011722	76.87
Lakshadweep	52014	2991	540	385	2531	2249	14784	75494	68.90
Pondicherry	307583	43543	464	792	2797	1443	31063	387685	79.34
<b>INDIA</b>	<b>153516290</b>	<b>14520800</b>	<b>585870</b>	<b>238806</b>	<b>992437</b>	<b>448176</b>	<b>18921871</b>	<b>189224250</b>	<b>81.13</b>

Education in India (School Financial Data) for the year 1994-95



**TABLE VI - Non-Recurring Expenditure by Item and Type of Institutions**  
**A - Boards of Intermediate and/or Secondary Education**

(Rupees in Thousands)

State/Union Territory	Libraries	Building	Other Items	Total Non-Rec. Expendi-ture (Col.2 to 4)	%age of Expenditure on	
					Library to Total Non-Recurring Expenditure	Building to Total Non-Recurring Expenditure
1	2	3	4	5	6	7
Andhra Pradesh	...	...	...	...	...	...
Arunachal pradesh	...	...	...	...	...	...
Assam	...	2462	3919	6381	...	38.58
Bihar	...	...	...	...	...	...
Goa	...	...	...	...	...	...
Gujarat	...	...	354	354	...	...
Haryana	...	9411	16271	25682	...	36.64
Himachal Pradesh	...	10345	787	11132	...	92.93
Jammu & Kashmir	...	...	...	...	...	...
Karnataka	...	...	...	...	...	...
Kerala	...	...	...	...	...	...
Madhya Pradesh	...	...	...	...	...	...
Maharashtra	...	5078	3105	8183	...	62.06
Manipur	...	247	757	1004	...	24.6
Meghaiaya	...	1402	...	1402	...	100
Mizoram	...	...	...	...	...	...
Nagaland	...	...	1753	1753	...	...
Orissa	...	...	...	...	...	...
Punjab	...	...	...	...	...	...
Rajasthan	...	64	3343	3407	...	1.88
Sikkim	...	...	...	...	...	...
Tamil Nadu	...	...	...	...	...	...
Tripura	...	...	...	...	...	...
Uttar pradesh	...	...	...	...	...	...
West Bengal	...	...	...	...	...	...
A & N Islands	...	...	...	...	...	...
Chandigarh	...	...	...	...	...	...
D & N Haveli	...	...	...	...	...	...
Daman & Diu	...	...	...	...	...	...
Delhi	...	...	...	...	...	...
Lakshadweep	...	...	...	...	...	...
Pondicherry	...	...	...	...	...	...
<b>INDIA</b>	<b>0</b>	<b>29009</b>	<b>30289</b>	<b>59298</b>	...	<b>48.92</b>

Education in India (School Financial Data) for the year 1994-95

**TABLE VI - Non-Recurring Expenditure by Item and Type of Institutions  
B - Intermediate/Pre-Degree/Junior Colleges**

(Rupees in Thousands)

State/Union Territory	Libraries	Building	Other Items	Total Non-Rec. Expendi-ture (Col.2 to 4)	%age of Expenditure on	
					Library to Total Non- Recurring Expenditure	Building to Total Non- Recurring Expenditure
1	2	3	4	5	6	7
Andhra Pradesh	5110	171783	77759	254652	2.01	67.46
Arunachal pradesh	...	...	...	...	...	...
Assam	222	2697	735	3654	6.08	73.81
Bihar	...	...	...	...	...	...
Goa	...	...	...	...	...	...
Gujarat	...	...	...	...	...	...
Haryana	...	...	...	...	...	...
Himachal Pradesh	...	...	...	...	...	...
Jammu & Kashmir	...	...	...	...	...	...
Karnataka	...	...	...	...	...	...
Kerala	...	...	...	...	...	...
Madhya Pradesh	...	...	...	...	...	...
Maharashtra	...	...	...	...	...	...
Manipur	...	...	...	...	...	...
Meghalaya	...	...	...	...	...	...
Mizoram	...	...	...	...	...	...
Nagaland	...	...	...	...	...	...
Orissa	9432	6511	6616	22559	41.81	28.86
Punjab	...	...	...	...	...	...
Rajasthan	...	...	...	...	...	...
Sikkim	...	...	...	...	...	...
Tamil Nadu	...	...	...	...	...	...
Tripura	...	...	...	...	...	...
Uttar pradesh	...	...	...	...	...	...
West Bengal	...	...	...	...	...	...
A & N Islands	...	...	...	...	...	...
Chandigarh	...	...	...	...	...	...
D & N Haveli	...	...	...	...	...	...
Daman & Diu	...	...	...	...	...	...
Delhi	...	...	...	...	...	...
Lakshadweep	...	...	...	...	...	...
Pondicherry	...	...	...	...	...	...
<b>INDIA</b>	<b>14764</b>	<b>180991</b>	<b>85110</b>	<b>280865</b>	...	<b>64.44</b>

**TABLE VI - Non-Recurring Expenditure by Item and Type of Institutions**  
**C - Higher Secondary Schools (10+2 Pattern)**  
**(i) Higher Secondary Schools with Academic Streams**

(Rupees in Thousands)

State/Union Territory	Libraries	Building	Other Items	Total Non-Rec. Expendi-ture (Col.2 to 4)	%age of Expenditure on	
					Library to Total Non-Recurring Expenditure	Building to Total Non-Recurring Expenditure
1	2	3	4	5	6	7
Andhra Pradesh	492	16540	7487	24519	2.01	67.46
Arunachal pradesh	210	12782	1081	14073	1.49	90.83
Assam	817	9998	2684	13499	6.05	74.06
Bihar	196	1025	2416	3637	5.39	28.18
Goa	179	1867	1270	3316	5.40	56.30
Gujarat	6349	45810	68598	120757	5.26	37.94
Haryana	656	16525	4432	21613	3.04	76.46
Himachal Pradesh	239	5931	3268	9438	2.53	62.84
Jammu & Kashmir	727	10629	5729	17085	4.26	62.21
Karnataka	...	...	...	0	0.00	0.00
Kerala	824	18114	11597	30535	2.70	59.32
Madhya Pradesh	1608	6865	9546	18019	8.92	38.10
Maharashtra	213058	16067	158270	387395	55.00	4.15
Manipur	131	2196	9543	11870	1.10	18.50
Meghalaya	93	688	867	1648	5.64	41.75
Mizoram	...	...	...	0	0.00	0.00
Nagaland	1	34	29	64	1.56	53.13
Orissa	6004	4145	4212	14361	41.81	28.86
Punjab	1325	27155	9567	38047	3.48	71.37
Rajasthan	947	13526	14629	29102	3.25	46.48
Sikkim	7847	...	...	7847	100.00	0.00
Tamil Nadu	...	...	...	0	0.00	0.00
Tripura	370	4633	5824	10827	3.42	42.79
Uttar pradesh	1603	41343	26352	69298	2.31	59.66
West Bengal	...	35000	11000	46000	0.00	76.09
A & N Islands	...	14227	...	14227	0.00	100.00
Chandigarh	...	...	...	0	0.00	0.00
D & N Haveli	40	7500	1803	9343	0.43	80.27
Daman & Diu	...	...	...	0	0.00	0.00
Delhi	7976	139257	111800	259033	3.08	53.76
Lakshadweep	265	4235	1788	6288	4.21	67.35
Pondicherry	30	6217	3032	9279	0.32	67.00
<b>INDIA</b>	<b>251987</b>	<b>462309</b>	<b>476824</b>	<b>1191120</b>	<b>21.16</b>	<b>38.81</b>

Education in India (School Financial Data) for the year 1994-95

**TABLE VI - Non-Recurring Expenditure by Item and Type of Institutions**  
**C - Higher Secondary Schools (10+2 Pattern)**  
**(ii) Higher Secondary Schools with Vocational Streams**

(Rupees in Thousands)

State/Union Territory	Libraries	Building	Other Items	Total Non-Rec. Expendi-ture (Col.2 to 4)	%age of Expenditure on	
					Library to Total Non- Recurring Expenditure	Building to Total Non- Recurring Expenditure
1	2	3	4	5	6	7
Andhra Pradesh	...	...	...	...	...	...
Arunachal pradesh	...	...	...	...	...	...
Assam	...	...	...	...	...	...
Bihar	...	...	...	...	...	...
Goa	...	...	...	...	...	...
Gujarat	663	9856	5796	16315	4.06	60.41
Haryana	...	...	...	...	...	...
Himachal Pradesh	...	...	...	...	...	...
Jammu & Kashmir	...	...	...	...	...	...
Karnataka	...	...	...	...	...	...
Kerala	6	1162	1453	2621	0.23	44.33
Madhya Pradesh	...	...	...	...	...	...
Maharashtra	...	...	...	...	...	...
Manipur	...	...	...	...	...	...
Meghalaya	...	...	...	...	...	...
Mizoram	...	...	...	...	...	...
Nagaland	13	423	354	790	1.65	53.54
Orissa	...	...	...	...	...	...
Punjab	...	...	...	...	...	...
Rajasthan	...	...	...	...	...	...
Sikkim	603	...	...	603	100.00	0.00
Tamil Nadu	...	...	...	...	...	...
Tripura	...	...	...	...	...	...
Uttar pradesh	...	...	...	...	...	...
West Bengal	...	...	...	...	...	...
A & N Islands	...	...	...	...	...	...
Chandigarh	...	...	...	...	...	...
D & N Haveli	...	...	...	...	...	...
Daman & Diu	...	...	...	...	...	...
Delhi	...	...	...	...	...	...
Lakshadweep	...	...	...	...	...	...
Pondicherry	...	...	121	121	0.00	0.00
<b>INDIA</b>	<b>1285</b>	<b>11441</b>	<b>7724</b>	<b>20450</b>	<b>6.28</b>	<b>55.95</b>

**TABLE VI - Non-Recurring Expenditure by Item and Type of Institutions**  
**C - Higher Secondary Schools (10+2 Pattern)**  
**(iii) Higher Secondary Schools with Vocational and Academic Streams**

**(Rupees in Thousands)**

State/Union Territory	Libraries	Building	Other Items	Total Non-Rec. Expendi-ture (Col.2 to 4)	%age of Expenditure on	
					Library to Total Non-Recurring Expenditure	Building to Total Non-Recurring Expenditure
1	2	3	4	5	6	7
Andhra Pradesh	...	...	...	...	...	...
Arunachal pradesh	...	...	...	...	...	...
Assam	...	...	...	...	...	...
Bihar	...	...	...	...	...	...
Goa	294	927	26	1247	23.58	74.34
Gujarat	965	18026	7929	26920	3.58	66.96
Haryana	...	...	...	...	...	...
Himachal Pradesh	...	...	...	...	...	...
Jammu & Kashmir	...	...	...	...	...	...
Karnataka	...	...	...	...	...	...
Kerala	...	...	...	...	...	...
Madhya Pradesh	...	...	...	...	...	...
Maharashtra	...	...	...	...	...	...
Manipur	...	...	...	...	...	...
Meghalaya	...	...	...	...	...	...
Mizoram	...	...	...	...	...	...
Nagaland	...	...	...	...	...	...
Orissa	...	...	...	...	...	...
Punjab	109	2548	2149	4806	2.27	53.02
Rajasthan	202	2882	3118	6202	3.26	46.47
Sikkim	...	...	...	...	0.00	0.00
Tamil Nadu	456	16202	9993	26651	1.71	60.79
Tripura	...	...	...	...	...	...
Uttar pradesh	...	...	...	...	...	...
West Bengal	...	...	...	...	...	...
A & N Islands	...	1057	...	1057	0.00	100.00
Chandigarh	...	...	...	...	...	...
D & N Haveli	...	...	...	...	...	...
Daman & Diu	...	...	...	...	...	...
Delhi	...	...	...	...	...	...
Lakshadweep	...	...	...	...	...	...
Pondicherry	160	3018	3431	6609	2.42	45.67
<b>INDIA</b>	<b>2186</b>	<b>44660</b>	<b>26646</b>	<b>73492</b>	<b>2.97</b>	<b>60.77</b>

TABLE VI - Non-Recurring Expenditure by Item and Type of Institutions

Total C (i to iii) (10+2 Pattern)

(Rupees in Thousands)

State/Union Territory	Libraries	Building	Other Items	Total Non-Rec. Expendi-ture (Col.2 to 4)	%age of Expenditure on	
					Library to Total Non-Recurring Expenditure	Building to Total Non-Recurring Expenditure
1	2	3	4	5	6	7
Andhra Pradesh	492	16540	7487	24519	2.01	67.46
Arunachal pradesh	210	12782	1081	14073	1.49	90.83
Assam	817	9998	2684	13499	6.05	74.06
Bihar	196	1025	2416	3637	5.39	28.18
Goa	473	2794	1296	4563	10.37	61.23
Gujarat	7977	73602	62323	163992	4.86	44.94
Haryana	656	16525	4432	21613	3.04	76.46
Himachal Pradesh	239	5931	3268	9438	2.53	62.84
Jammu & Kashmir	727	10629	5729	17085	4.26	62.21
Karnataka	0	0	0	0	0.00	0.00
Kerala	830	19276	13050	33156	2.50	58.14
Madhya Pradesh	1608	6865	9546	18019	8.92	38.10
Maharashtra	213058	16067	158270	387395	55.00	4.15
Manipur	131	2196	9543	11870	1.10	18.50
Meghalaya	93	688	867	1648	5.64	41.75
Mizoram	0	0	0	0	0.00	0.00
Nagaland	14	457	383	854	0.00	0.00
Orissa	6004	4145	4212	14361	0.00	0.00
Punjab	1434	29703	11716	42853	3.35	69.31
Rajasthan	1149	16408	17747	35304	3.25	46.48
Sikkim	8450	0	0	8450	100.00	0.00
Tamil Nadu	456	16202	9993	26651	1.71	60.79
Tripura	370	4633	5824	10827	3.42	42.79
Uttar pradesh	1603	41343	26352	69298	2.31	59.66
West Bengal	0	35000	11000	46000	0.00	76.09
A & N Islands	0	15284	0	15284	0.00	100.00
Chandigarh	0	0	0	0	0.00	0.00
D & N Haveli	40	7500	1803	9343	0.43	80.27
Daman & Diu	0	0	0	0	0.00	0.00
Delhi	7976	139257	111800	259033	3.08	53.76
Lakshadweep	265	4235	1788	6288	4.21	67.35
Pondicherry	190	9235	6584	16009	1.19	57.69
<b>INDIA</b>	<b>255458</b>	<b>518410</b>	<b>511194</b>	<b>1285062</b>	<b>19.88</b>	<b>40.34</b>

TABLE VI - Non-Recurring Expenditure by Item and Type of Institutions

D - High/Post Basic Schools

(Rupees in Thousands)

State/Union Territory	Libraries	Building	Other Items	Total Non-Rec. Expendi-ture (Col.2 to 4)	%age of Expenditure on	
					Library to Total Non-Recurring Expenditure	Building to Total Non-Recurring Expenditure
1	2	3	4	5	6	7
Andhra Pradesh	788	10228	29321	40337	1.95	25.36
Arunachal pradesh	290	20251	1148	21689	1.34	93.37
Assam	1026	10887	9593	21506	4.77	50.62
Bihar	622	14258	23920	38800	1.60	36.75
Goa	316	2001	4373	6690	4.72	29.91
Gujarat	10503	30814	62973	104290	10.07	29.55
Haryana	194	13205	1724	15123	1.28	87.32
Himachal Pradesh	476	6802	5602	12880	3.70	52.81
Jammu & Kashmir	4321	26934	8352	39607	10.91	68.00
Karanataka	...	...	...	0	0.00	0.00
Kerala	1064	18728	17329	37121	2.87	50.45
Madhya Pradesh	361	1130	861	2352	15.35	48.04
Maharashtra	20377	33045	199536	252958	8.06	13.06
Manipur	639	16521	3440	20600	3.10	80.20
Meghalaya	390	10370	4115	14875	2.62	69.71
Mizoram	...	1307	11841	13148	0.00	9.94
Nagaland	30	1000	836	1866	1.61	53.59
Orissa	2231	10347	11700	24278	9.19	42.62
Punjab	1241	18527	7674	27442	4.52	67.51
Rajasthan	2134	3225	14059	19418	10.99	16.61
Sikkim	13057	...	...	13057	100.00	0.00
Tamil Nadu	268	4229	2805	7102	3.77	59.55
Tripura	217	4035	5504	9756	2.22	41.36
Uttar pradesh	728	9212	8052	17992	4.05	51.20
West Bengal	...	40000	23900	63900	0.00	62.60
A & N Islands	...	42682	...	42682	0.00	100.00
Chandigarh	...	...	...	0	0.00	0.00
D & N Haveli	60	5000	767	5827	1.03	85.81
Daman & Diu	6	...	99	105	5.71	0.00
Delhi	925	5129	13513	19567	4.73	26.21
Lakshadweep	...	845	911	1756	0.00	48.12
Pondicherry	...	3000	2075	5075	0.00	59.11
<b>INDIA</b>	<b>62264</b>	<b>363712</b>	<b>475823</b>	<b>901799</b>	<b>6.90</b>	<b>40.33</b>

Education in India (School Financial Data) for the year 1994-95

TABLE VI - Non-Recurring Expenditure by Item and Type of Institutions

E - Middle/Senior Basic Schools

(Rupees in Thousands)

State/Union Territory	Libraries	Building	Other Items	Total Non-Rec. Expendi-ture (Col.2 to 4)
1	2	3	4	5
Andhra Pradesh	...	...	7061	7061
Arunachal pradesh	...	...	63596	63596
Assam	...	...	54984	54984
Bihar	...	...	13542	13542
Goa	...	...	...	0
Gujarat	...	...	80458	80458
Haryana	...	...	4662	4662
Himachal Pradesh	...	...	1152	1152
Jammu & Kashmir	...	...	39137	39137
Karnataka	...	...	273993	273993
Kerala	...	...	13212	13212
Madhya Pradesh	...	...	18920	18920
Maharashtra	...	...	95497	95497
Manipur	...	...	30212	30212
Meghalaya	...	...	18467	18467
Mizoram	...	...	8331	8331
Nagaland	...	...	25876	25876
Orissa	...	...	10899	10899
Punjab	...	...	7314	7314
Rajasthan	...	...	30520	30520
Sikkim	...	...	5184	5184
Tamil Nadu	...	...	...	0
Tripura	...	...	5706	5706
Uttar pradesh	...	...	36871	36871
West Bengal	...	...	...	0
A & N Islands	...	...	11700	11700
Chandigarh	...	...	...	0
D & N Haveli	...	...	5323	5323
Daman & Diu	...	...	...	0
Delhi	...	...	23758	23758
Lakshadweep	...	...	1187	1187
Pondicherry	...	...	6004	6004
<b>INDIA</b>	...	...	<b>893566</b>	<b>893566</b>



TABLE VI - Non-Recurring Expenditure by Item and Type of Institutions

## F - Primary/Junior Basic Schools

(Rupees in Thousands)

State/Union Territory	Libraries	Building	Other Items	Total Non-Rec. Expendi-ture (Col.2 to 4)
1	2	3	4	5
Andhra Pradesh	...	...	35803	35803
Arunachal pradesh	...	...	60805	60805
Assam	...	...	189783	189783
Bihar	...	...	59701	59701
Goa	...	...	...	0
Gujarat	...	...	68455	68455
Haryana	...	...	2977	2977
Himachal Pradesh	...	...	7398	7398
Jammu & Kashmir	...	...	55377	55377
Karanataka	...	...	6953	6953
Kerala	...	...	14706	14706
Madhya Pradesh	...	...	16078	16078
Maharashtra	...	...	72042	72042
Manipur	...	...	9966	9966
Meghalaya	...	...	26335	26335
Mizoram	...	...	9590	9590
Nagaland	...	...	934	934
Orissa	...	...	66995	66995
Punjab	...	...	10133	10133
Rajasthan	...	...	89270	89270
Sikkim	...	...	4811	4811
Tamil Nadu	...	...	...	0
Tripura	...	...	14894	14894
Uttar pradesh	...	...	110923	110923
West Bengal	...	...	0	0
A & N Islands	...	...	19057	19057
Chandigarh	...	...	...	0
D & N Haveli	...	...	3455	3455
Daman & Diu	...	...	...	0
Delhi	...	...	182445	182445
Lakshadweep	...	...	253	253
Pondicherry	...	...	4610	4610
<b>INDIA</b>	...	...	<b>1143749</b>	<b>1143749</b>

Education in India (School Financial Data) for the year 1994-95

TABLE VI - Non-Recurring Expenditure by Item and Type of Institutions

G - Pre-Primary/Pre-Basic Schools

(Rupees in Thousands)

State/Union Territory	Libraries	Building	Other Items	Total Non-Rec. Expendi-ture (Col.2 to 4)
1	2	3	4	5
Andhra Pradesh	...	...	3	3
Arunachal pradesh	...	...	146	146
Assam	...	...	303	303
Bihar	...	...	...	0
Goa	...	...	...	0
Gujarat	...	...	1757	1757
Haryana	...	...	...	0
Himachal Pradesh	...	...	...	0
Jammu & Kashmir	...	...	...	0
Karnataka	...	...	503	503
Kerala	...	...	75	75
Madhya Pradesh	...	...	56	56
Maharashtra	...	...	8934	8934
Manipur	...	...	...	0
Meghalaya	...	...	...	0
Mizoram	...	...	...	0
Nagaland	...	...	...	0
Orissa	...	...	...	0
Punjab	...	...	...	0
Rajasthan	...	...	...	0
Sikkim	...	...	...	0
Tamil Nadu	...	...	...	0
Tripura	...	...	990	990
Uttar pradesh	...	...	45	45
West Bengal	...	...	...	0
A & N Islands	...	...	...	0
Chandigarh	...	...	...	0
D & N Haveli	...	...	...	0
Daman & Diu	...	...	...	0
Delhi	...	...	0	0
Lakshadweep	...	...	1842	1842
Pondicherry	...	...	410	410
<b>INDIA</b>	...	...	<b>15064</b>	<b>15064</b>

TABLE VI - Non-Recurring Expenditure by Item and Type of Institutions

Total Elementary Education (E, F and G )

(Rupees in Thousands)

State/Union Territory	Libraries	Building	Other Items	Total Non-Rec. Expendi-ture (Col.2 to 4)
1	2	3	4	5
Andhra Pradesh	...	...	42867	42867
Arunachal pradesh	...	...	124547	124547
Assam	...	...	245070	245070
Bihar	...	...	73243	73243
Goa	...	...	0	0
Gujarat	...	...	150670	150670
Haryana	...	...	7639	7639
Himachal Pradesh	...	...	8550	8550
Jammu & Kashmir	...	...	94514	94514
Karnataka	...	...	281449	281449
Kerala	...	...	27993	27993
Madhya Pradesh	...	...	35054	35054
Maharashtra	...	...	176473	176473
Manipur	...	...	40178	40178
Meghalaya	...	...	44802	44802
Mizoram	...	...	17921	17921
Nagaland	...	...	26810	26810
Orissa	...	...	77894	77894
Punjab	...	...	17447	17447
Rajasthan	...	...	119790	119790
Sikkim	...	...	9995	9995
Tamil Nadu	...	...	0	0
Tripura	...	...	21590	21590
Uttar pradesh	...	...	147839	147839
West Bengal	...	...	0	0
A & N Islands	...	...	30757	30757
Chandigarh	...	...	0	0
D & N Haveli	...	...	8778	8778
Daman & Diu	...	...	0	0
Delhi	...	...	206203	206203
Lakshadweep	...	...	3282	3282
Pondicherry	...	...	11024	11024
<b>INDIA</b>	...	...	<b>2052379</b>	<b>2052379</b>

Education in India (School Financial Data) for the year 1994-95

**TABLE VI - Non-Recurring Expenditure by item and Type of Institutions**  
**H - Institutions Imparting Instructions in Diploma/Certificate Courses of School Level**  
**(a) Agriculture & Forestry**

(Rupees in Thousands)

State/Union Territory	Libraries	Building	Other Items	Total Non-Rec. Expenditure (Col.2 to 4)	%age of Expenditure on	
					Library to Total Recurring Expenditure	Building to Total Non-Recurring Expenditure
1	2	3	4	5	6	7
Andhra Pradesh	...	...	...	...	...	...
Arunachal pradesh	...	...	...	...	...	...
Assam	...	...	...	...	...	...
Bihar	...	...	...	...	...	...
Goa	...	...	...	...	...	...
Gujarat	...	...	...	...	...	...
Haryana	...	...	...	...	...	...
Himachal Pradesh	...	...	...	...	...	...
Jammu & Kashmir	...	...	...	...	...	...
Karanataka	...	...	...	...	...	...
Kerala	...	...	...	...	...	...
Madhya Pradesh	...	...	...	...	...	...
Maharashtra	25	128	2096	2249	1.11	5.69
Manipur	...	...	...	...	...	...
Meghalaya	...	...	...	...	...	...
Mizoram	...	...	...	...	...	...
Nagaland	...	...	...	...	...	...
Orissa	...	...	...	...	...	...
Punjab	...	...	...	...	...	...
Rajasthan	...	...	...	...	...	...
Sikkim	...	...	...	...	...	...
Tamil Nadu	...	...	...	...	...	...
Tripura	...	...	...	...	...	...
Uttar pradesh	...	...	...	...	...	...
West Bengal	...	...	...	...	...	...
A & N Islands	...	...	...	...	...	...
Chandigarh	...	...	...	...	...	...
D & N Haveli	...	...	...	...	...	...
Daman & Diu	...	...	...	...	...	...
Delhi	...	...	...	...	...	...
Lakshadweep	...	...	...	...	...	...
Pondicherry	...	...	...	...	...	...
<b>INDIA</b>	<b>25</b>	<b>128</b>	<b>2096</b>	<b>2249</b>	<b>1.11</b>	<b>5.69</b>

**TABLE VI - Non-Recurring Expenditure by Item and Type of Institutions**  
**H - Institutions Imparting Instructions in Diploma/Certificate Courses of School Level**  
**(b) Medicine (Nursing & Midwifery)**

(Rupees in Thousands)

State/Union Territory	Libraries	Building	Other Items	Total Non-Rec. Expenditure (Col.2 to 4)	%age of Expenditure on	
					Library to Total Non-Recurring Expenditure	Building to Total Non-Recurring Expenditure
1	2	3	4	5	6	7
Andhra Pradesh	...	...	...	...	...	...
Arunachal pradesh	...	...	...	...	...	...
Assam	...	...	...	...	...	...
Bihar	...	...	...	...	...	...
Goa	...	...	...	...	...	...
Gujarat	...	...	...	...	...	...
Haryana	...	...	...	...	...	...
Himachal Pradesh	...	...	...	...	...	...
Jammu & Kashmir	...	...	...	...	...	...
Karnataka	...	...	...	...	...	...
Kerala	...	...	...	...	...	...
Madhya Pradesh	50	...	62	112	44.64	...
Maharashtra	...	...	...	...	...	...
Manipur	...	...	...	...	...	...
Meghalaya	...	...	...	...	...	...
Mizoram	...	...	...	...	...	...
Nagaland	...	...	...	...	...	...
Orissa	...	...	...	...	...	...
Punjab	...	...	...	...	...	...
Rajasthan	...	...	...	...	...	...
Sikkim	...	...	...	...	...	...
Tamil Nadu	...	...	...	...	...	...
Tripura	...	...	...	...	...	...
Uttar pradesh	...	...	...	...	...	...
West Bengal	...	...	...	...	...	...
A & N Islands	...	...	...	...	...	...
Chandigarh	...	...	...	...	...	...
D & N Haveli	...	...	...	...	...	...
Daman & Diu	...	...	...	...	...	...
Delhi	...	...	...	...	...	...
Lakshadweep	...	...	...	...	...	...
Pondicherry	...	...	...	...	...	...
<b>INDIA</b>	<b>50</b>	<b>...</b>	<b>62</b>	<b>112</b>	<b>44.64</b>	<b>...</b>

**TABLE VI - Non-Recurring Expenditure by Item and Type of Institutions**  
**H - Institutions Imparting Instructions in Diploma/Certificate Courses of School Level**  
**(c) Teacher Training**

(Rupees in Thousands)

State/Union Territory	Libraries	Building	Other Items	Total Non-Rec. Expenditure (Col.2 to 4)	%age of Expenditure on	
					Library to Total Non-Recurring Expenditure	Building to Total Non-Recurring Expenditure
1	2	3	4	5	6	7
Andhra Pradesh	...	...	...	...	...	...
Arunachal pradesh	...	...	...	...	...	...
Assam	...	...	...	...	...	...
Bihar	...	...	...	...	...	...
Goa	...	...	...	...	...	...
Gujarat	448	1092	2042	3582	12.51	30.49
Haryana	...	...	...	...	...	...
Himachal Pradesh	...	195	172	367	...	53.13
Jammu & Kashmir	...	...	...	...	...	...
Karnataka	76	3163	...	3239	2.35	97.65
Kerala	...	...	...	...	...	...
Madhya Pradesh	...	...	...	...	...	...
Maharashtra	...	...	...	...	...	...
Manipur	...	...	...	...	...	...
Meghalaya	...	13	244	257	...	5.06
Mizoram	...	...	...	...	...	...
Nagaland	...	...	...	...	...	...
Orissa	285	158	539	982	29.02	16.09
Punjab	...	10003	...	10003	...	100.00
Rajasthan	...	...	...	...	...	...
Sikkim	199	...	...	199	100.00	...
Tamil Nadu	...	...	...	...	...	...
Tripura	...	...	38	38	...	...
Uttar pradesh	37	702	813	1552	2.38	45.23
West Bengal	...	...	...	...	...	...
A & N Islands	...	...	...	...	...	...
Chandigarh	...	...	...	...	...	...
D & N Haveli	...	...	...	...	...	...
Daman & Diu	...	...	...	...	...	...
Delhi	...	...	...	...	...	...
Lakshadweep	...	...	...	...	...	...
Pondicherry	...	...	...	...	...	...
<b>INDIA</b>	<b>1045</b>	<b>15326</b>	<b>3848</b>	<b>20219</b>	<b>5.17</b>	<b>75.80</b>

**TABLE VI - Non-Recurring Expenditure by Item and Type of Institutions**  
**H - Institutions Imparting Instructions in Diploma/Certificate Courses of School Level**  
**(d) Industrial / Arts & Crafts**

(Rupees in Thousands)

State/Union Territory	Libraries	Building	Other Items	Total Non-Rec. Expenditure (Col.2 to 4)	%age of Expenditure on	
					Library to Total Non-Recurring Expenditure	Building to Total Non-Recurring Expenditure
1	2	3	4	5	6	7
Andhra Pradesh	...	...	...	...	...	...
Arunachal pradesh	...	...	...	...	...	...
Assam	...	314	16	330	...	95.15
Bihar	...	...	14	14	...	...
Goa	...	740	550	1290	...	57.36
Gujarat	...	121	249	370	...	32.70
Haryana	...	...	...	...	...	...
Himachal Pradesh	...	4962	389	5351	...	92.73
Jammu & Kashmir	...	...	...	...	...	...
Karnataka	...	...	...	...	...	...
Kerala	219	3444	2042	5705	3.84	60.37
Madhya Pradesh	...	290	126	416	...	69.71
Maharashtra	...	...	...	...	...	...
Manipur	...	...	54	54	...	...
Meghalaya	...	...	...	...	...	...
Mizoram	...	...	...	...	...	...
Nagaland	...	...	...	...	...	...
Orissa	...	...	...	...	...	...
Punjab	...	6	...	6	...	100.00
Rajasthan	...	...	...	...	...	...
Sikkim	...	...	...	...	...	...
Tamil Nadu	889	90	11222	12201	7.29	0.74
Tripura	...	...	...	...	...	...
Uttar pradesh	...	268	253	521	...	51.44
West Bengal	...	...	...	...	...	...
A & N Islands	...	...	...	...	...	...
Chandigarh	...	...	...	...	...	...
D & N Haveli	...	...	...	...	...	...
Daman & Diu	...	...	...	...	...	...
Delhi	...	...	4	4	...	...
Lakshadweep	...	...	...	...	...	...
Pondicherry	...	...	...	...	...	...
<b>INDIA</b>	<b>1108</b>	<b>10235</b>	<b>14319</b>	<b>26262</b>	<b>4.22</b>	<b>38.97</b>

Education in India (School Financial Data) for the year 1994-95

**TABLE VI - Non-Recurring Expenditure by Item and Type of Institutions**  
**H - Institutions Imparting Instructions in Diploma/Certificate Courses of School Level**  
**(e) Music & Fine Arts**

(Rupees in Thousands)

State/Union Territory	Libraries	Building	Other Items	Total Non-Rec. Expenditure (Col.2 to 4)	%age of Expenditure on	
					Library to Total Non-Recurring Expenditure	Building to Total Non-Recurring Expenditure
1	2	3	4	5	6	7
Andhra Pradesh	...	...	...	...	...	...
Arunachal pradesh	...	...	...	...	...	...
Assam	...	20	17	37	...	54.05
Bihar	...	...	...	...	...	...
Goa	10	...	2	12	83.33	...
Gujarat	4	14	35	53	7.55	26.42
Haryana	...	...	...	...	...	...
Himachal Pradesh	...	...	...	...	...	...
Jammu & Kashmir	...	...	...	...	...	...
Karanataka	...	...	...	...	...	...
Kerala	24	...	147	171	14.04	...
Madhya Pradesh	...	...	...	...	...	...
Maharashtra	...	...	...	...	...	...
Manipur	...	...	...	...	...	...
Meghalaya	...	...	...	...	...	...
Mizoram	...	...	...	...	...	...
Nagaland	...	...	...	...	...	...
Orissa	64	54	100	218	29.36	24.77
Punjab	...	...	...	...	...	...
Rajasthan	...	9	7	16	...	56.25
Sikkim	...	...	...	...	...	...
Tamil Nadu	...	...	40	40	...	...
Tripura	...	...	...	...	...	...
Uttar pradesh	8	...	6	14	57.14	...
West Bengal	...	...	...	...	...	...
A & N Islands	...	...	...	...	...	...
Chandigarh	...	...	...	...	...	...
D & N Haveli	...	...	...	...	...	...
Daman & Diu	...	...	...	...	...	...
Delhi	...	...	...	...	...	...
Lakshadweep	...	...	...	...	...	...
Pondicherry	...	...	...	...	...	...
<b>INDIA</b>	<b>110</b>	<b>97</b>	<b>354</b>	<b>561</b>	<b>19.61</b>	<b>17.29</b>



**TABLE VI - Non-Recurring Expenditure by Item and Type of Institutions**  
**H - Institutions imparting Instructions in Diploma/Certificate Courses of School Level**  
**(f) For the Handicapped**

(Rupees in Thousands)

State/Union Territory	Libraries	Building	Other Items	Total Non-Rec. Expenditure (Col.2 to 4)	%age of Expenditure on	
					Library to Total Recurring Expenditure	Building to Total Non-Recurring Expenditure
1	2	3	4	5	6	7
Andhra Pradesh	...	72	62	134	...	53.73
Arunachal pradesh	...	...	...	...	...	...
Assam	5	90	144	239	2.09	37.66
Bihar	...	...	...	...	...	...
Goa	...	...	...	...	...	...
Gujarat	7	806	827	1640	0.43	49.15
Haryana	...	...	...	...	...	...
Himachal Pradesh	...	...	5	5	...	...
Jammu & Kashmir	...	...	...	...	...	...
Karanataka	...	...	...	...	...	...
Kerala	55	539	816	1410	3.9	38.23
Madhya Pradesh	16	...	54	70	22.86	...
Maharashtra	...	...	...	...	...	...
Manipur	1	...	270	271	0.37	...
Meghalaya	...	...	...	...	...	...
Mizoram	...	...	...	...	...	...
Nagaland	...	...	...	...	...	...
Orissa	...	...	...	...	...	...
Punjab	...	124	165	289	...	42.91
Rajasthan	4	29	4	37	10.81	78.38
Sikkim	...	...	...	...	...	...
Tamil Nadu	...	...	...	...	...	...
Tripura	...	...	100	100	...	...
Uttar pradesh	19	...	...	19	100	...
West Bengal	...	...	...	...	...	...
A & N Islands	...	...	...	...	...	...
Chandigarh	...	...	...	...	...	...
D & N Haveli	...	...	...	...	...	...
Daman & Diu	...	...	...	...	...	...
Delhi	24	...	6	30	80	...
Lakshadweep	...	...	...	...	...	...
Pondicherry	...	...	3	3	...	...
<b>INDIA</b>	<b>131</b>	<b>1660</b>	<b>2456</b>	<b>4247</b>	<b>3.08</b>	<b>39.09</b>

**TABLE VI - Non-Recurring Expenditure by Item and Type of Institutions**  
**H - Institutions Imparting Instructions in Diploma/Certificate Courses of School Level**  
**(g) Reformatory/Certified**

(Rupees in Thousands)

State/Union Territory	Libraries	Building	Other Items	Total Non-Rec. Expenditure (Col.2 to 4)	%age of Expenditure on	
					Library to Total Recurring Expenditure	Building to Total Non-Recurring Expenditure
1	2	3	4	5	6	7
Andhra Pradesh	...	...	...	...	...	...
Arunachal pradesh	...	...	...	...	...	...
Assam	...	...	...	...	...	...
Bihar	...	...	...	...	...	...
Goa	...	...	...	...	...	...
Gujarat	...	...	...	...	...	...
Haryana	...	...	...	...	...	...
Himachal Pradesh	...	...	...	...	...	...
Jammu & Kashmir	...	...	...	...	...	...
Karnataka	182	500	346	1028	17.70	48.64
Kerala	...	...	...	...	...	...
Madhya Pradesh	...	...	...	...	...	...
Maharashtra	...	...	...	...	...	...
Manipur	...	...	...	...	...	...
Meghalaya	...	...	...	...	...	...
Mizoram	...	...	...	...	...	...
Nagaland	...	...	...	...	...	...
Orissa	...	...	...	...	...	...
Punjab	...	...	...	...	...	...
Rajasthan	...	...	...	...	...	...
Sikkim	...	...	...	...	...	...
Tamil Nadu	...	...	...	...	...	...
Tripura	...	...	...	...	...	...
Uttar pradesh	...	...	...	...	...	...
West Bengal	...	...	...	...	...	...
A & N Islands	...	...	...	...	...	...
Chandigarh	...	...	...	...	...	...
D & N Haveli	...	...	...	...	...	...
Daman & Diu	...	...	...	...	...	...
Delhi	...	...	...	...	...	...
Lakshadweep	...	...	...	...	...	...
Pondicherry	...	...	...	...	...	...
<b>INDIA</b>	<b>182</b>	<b>500</b>	<b>346</b>	<b>1028</b>	<b>17.70</b>	<b>48.64</b>

Education in India (School Financial Data) for the year 1994-95

**TABLE VI - Non-Recurring Expenditure by Item and Type of Institutions**  
**H - Institutions Imparting Instructions in Diploma/Certificate Courses of School Level**  
**(h) Oriental Studies**

(Rupees in Thousands)

State/Union Territory	Libraries	Building	Other Items	Total Non-Rec. Expenditure (Col.2 to 4)	%age of Expenditure on	
					Library Total Non-Recurring Expenditure	Building to Total Non-Recurring Expenditure
1	2	3	4	5	6	7
Andhra Pradesh	...	5	1103	1108	...	0.45
Arunachal pradesh	...	...	...	...	...	...
Assam	49	60	22	131	37.4	45.8
Bihar	6	65	93	164	3.66	39.63
Goa	...	...	...	...	...	...
Gujarat	12	173	80	265	4.53	65.28
Haryana	...	...	...	...	...	...
Himachal Pradesh	...	...	...	...	...	...
Jammu & Kashmir	...	...	...	...	...	...
Karanataka	...	49	15	64	...	76.56
Kerala	...	...	...	...	...	...
Madhya Pradesh	...	...	7	7	...	...
Maharashtra	...	...	16	16	...	...
Manipur	...	...	...	...	...	...
Meghalaya	...	...	...	...	...	...
Mizoram	...	...	...	...	...	...
Nagaland	...	...	...	...	...	...
Orissa	...	...	...	...	...	...
Punjab	...	...	...	...	...	...
Rajasthan	...	...	...	...	...	...
Sikkim	...	...	...	...	...	...
Tamil Nadu	...	...	...	...	...	...
Tripura	...	...	...	...	...	...
Uttar pradesh	225	288	1587	2100	10.71	13.71
West Bengal	...	...	...	...	...	...
A & N Islands	...	...	...	...	...	...
Chandigarh	...	...	...	...	...	...
D & N Haveli	...	...	...	...	...	...
Daman & Diu	...	...	...	...	...	...
Delhi	...	...	...	...	...	...
Lakshadweep	...	...	...	...	...	...
Pondicherry	...	...	...	...	...	...
<b>INDIA</b>	<b>292</b>	<b>640</b>	<b>2923</b>	<b>3855</b>	<b>7.57</b>	<b>16.60</b>

Education in India (School Financial Data) for the year 1994-95

**TABLE VI - Non-Recurring Expenditure by Item and Type of Institutions**  
**H - Institutions Imparting Instructions in Diploma/Certificate Courses of School Level**  
**(i) Social (Adult) Education**

(Rupees in Thousands)

State/Union Territory	Libraries	Building	Other Items	Total Non-Rec. Expenditure (Col.2 to 4)	%age of Expenditure on	
					Library to Total Non-Recurring Expenditure	Building to Total Non-Recurring Expenditure
1	2	3	4	5	6	7
Andhra Pradesh	...	...	...	...	...	...
Arunachal pradesh	200	2199	382	2781	7.19	79.07
Assam	...	186	345	531	...	35.03
Bihar	...	...	...	...	...	...
Goa	...	...	...	...	...	...
Gujarat	...	...	...	...	...	...
Haryana	...	...	...	...	...	...
Himachal Pradesh	...	...	...	...	...	...
Jammu & Kashmir	...	...	...	...	...	...
Karnataka	...	...	16449	16449	...	...
Kerala	...	...	...	...	...	...
Madhya Pradesh	...	...	...	...	...	...
Maharashtra	...	...	...	...	...	...
Manipur	...	...	...	...	...	...
Meghalaya	...	...	...	...	...	...
Mizoram	...	...	...	...	...	...
Nagaland	...	...	...	...	...	...
Orissa	...	...	...	...	...	...
Punjab	...	...	...	...	...	...
Rajasthan	...	...	...	...	...	...
Sikkim	...	...	...	...	...	...
Tamil Nadu	...	...	...	...	...	...
Tripura	...	468	279	747	...	62.65
Uttar pradesh	...	...	71706	71706	...	...
West Bengal	...	...	...	...	...	...
A & N Islands	...	...	...	...	...	...
Chandigarh	...	...	...	...	...	...
D & N Haveli	...	...	...	...	...	...
Daman & Diu	...	...	...	...	...	...
Delhi	8050	...	...	8050	100	...
Lakshadweep	...	...	...	...	...	...
Pondicherry	...	...	...	...	...	...
<b>INDIA</b>	<b>8250</b>	<b>2853</b>	<b>89161</b>	<b>100264</b>	<b>8.23</b>	<b>2.85</b>

Education in India (School Financial Data) for the year 1994-95

**TABLE VI - Non-Recurring Expenditure by Item and Type of Institutions**  
**H - Institutions Imparting Instructions in Diploma/Certificate Courses of School Level**  
**(j) Others**

(Rupees in Thousands)

State/Union Territory	Libraries	Building	Other Items	Total Non-Rec. Expenditure (Col.2 to 4)	%age of Expenditure on	
					Library Total Recurring Expenditure	Building to Total Non-Recurring Expenditure
1	2	3	4	5	6	7
Andhra Pradesh	...	...	...	...	...	...
Arunachal pradesh	...	...	...	...	...	...
Assam	...	60	48	108	...	55.56
Bihar	...	...	...	...	...	...
Goa	...	...	...	...	...	...
Gujarat	...	...	...	...	...	...
Haryana	...	...	...	...	...	...
Himachal Pradesh	...	...	...	...	...	...
Jammu & Kashmir	...	...	...	...	...	...
Karanataka	...	...	...	...	...	...
Kerala	...	...	...	...	...	...
Madhya Pradesh	...	...	...	...	...	...
Maharashtra	...	...	...	...	...	...
Manipur	8	...	32	40	20	...
Meghalaya	...	...	...	...	...	...
Mizoram	...	...	...	...	...	...
Nagaland	...	...	20	20	...	...
Orissa	99	...	80	179	55.31	...
Punjab	...	...	...	...	...	...
Rajasthan	...	...	...	...	...	...
Sikkim	800	...	...	800	100	...
Tamil Nadu	...	...	...	...	...	...
Tripura	...	...	...	...	...	...
Uttar pradesh	...	...	422821	422821	...	...
West Bengal	...	...	...	...	...	...
A & N Islands	...	...	...	...	...	...
Chandigarh	...	...	...	...	...	...
D & N Haveli	...	...	...	...	...	...
Daman & Diu	...	...	...	...	...	...
Delhi	...	...	...	...	...	...
Lakshadweep	...	...	...	...	...	...
Pondicherry	...	...	...	...	...	...
<b>INDIA</b>	<b>907</b>	<b>60</b>	<b>423001</b>	<b>423968</b>	<b>0.21</b>	<b>0.01</b>

**TABLE VI - Non-Recurring Expenditure by Item and Type of institutions**  
**H - Institutions Imparting Instructions in Diploma/Certificate Courses of School Level**  
**Total H (a to j)**

(Rupees in Thousands)

State/Union Territory	Libraries	Building	Other Items	Total Non-Rec. Expenditure (Col.2 to 4)	%age of Expenditure on	
					Library to Total Non-Recurring Expenditure	Building to Total Non-Recurring Expenditure
1	2	3	4	5	6	7
Andhra Pradesh	0	77	1165	1242	0.00	6.20
Arunachal pradesh	200	2199	382	2781	7.19	79.07
Assam	54	730	592	1376	3.92	53.05
Bihar	6	65	107	178	3.37	36.52
Goa	10	740	552	1302	0.77	56.84
Gujarat	471	2206	3233	5910	7.97	37.33
Haryana	0	0	0	0	0.00	0.00
Himachal Pradesh	0	5157	566	5723	0.00	90.11
Jammu & Kashmir	0	0	0	0	0.00	0.00
Karnataka	258	3712	16810	20780	1.24	17.86
Kerala	298	3983	3005	7286	4.09	54.67
Madhya Pradesh	66	290	249	605	10.91	47.93
Maharashtra	25	128	2112	2265	1.10	5.65
Manipur	9	0	356	365	2.47	0.00
Meghalaya	0	13	244	257	0.00	5.06
Mizoram	0	0	0	0	0.00	0.00
Nagaland	0	0	20	20	0.00	0.00
Orissa	448	212	719	1379	32.49	15.37
Punjab	0	10133	165	10298	0.00	98.40
Rajasthan	4	38	11	53	7.55	71.70
Sikkim	999	0	0	999	100.00	0.00
Tamil Nadu	889	90	11262	12241	7.26	0.74
Tripura	0	468	417	885	0.00	52.88
Uttar pradesh	289	1258	497186	498733	0.06	0.25
West Bengal	0	0	0	0	0.00	0.00
A & N Islands	0	0	0	0	0.00	0.00
Chandigarh	0	0	0	0	0.00	0.00
D & N Haveli	0	0	0	0	0.00	0.00
Daman & Diu	0	0	0	0	0.00	0.00
Delhi	8074	0	10	8084	99.88	0.00
Lakshadweep	0	0	0	0	0.00	0.00
Pondicherry	0	0	3	3	0.00	0.00
<b>INDIA</b>	<b>12100</b>	<b>31499</b>	<b>539166</b>	<b>582765</b>	<b>2.08</b>	<b>5.41</b>

Education in India (School Financial Data) for the year 1994-95

**TABLE VI - Non-Recurring Expenditure by Item and Type of Institutions**  
**I - Directorate & Inspectorate**

(Rupees in Thousands)

State/Union Territory	Libraries	Building	Other Items	Total Non-Rec. Expenditure (Col.2 to 4)	%age of Expenditure on	
					Library to Total Non-Recurring Expenditure	Building to Total Non-Recurring Expenditure
1	2	3	4	5	6	7
Andhra Pradesh	1000	...	...	1000	100	...
Arunachal pradesh	...	2123	510	2633	...	80.63
Assam	941	653	8047	9641	9.76	6.77
Bihar	559	1000	6000	7559	7.4	13.23
Goa	...	...	...	...	...	...
Gujarat	...	...	...	...	...	...
Haryana	...	...	...	...	...	...
Himachal Pradesh	...	...	2000	2000	...	...
Jammu & Kashmir	...	...	...	...	...	...
Karanataka	...	...	...	...	...	...
Kerala	...	...	...	...	...	...
Madhya Pradesh	...	...	...	...	...	...
Maharashtra	...	...	...	...	...	...
Manipur	585	1166	8020	9771	5.99	11.93
Meghalaya	...	...	...	...	...	...
Mizoram	...	4090	1003	5093	...	80.31
Nagaland	...	...	1000	1000	...	...
Orissa	...	...	...	...	...	...
Punjab	...	921	109	1030	...	89.42
Rajasthan	3	79	434	516	0.58	15.31
Sikkim	...	...	...	...	...	...
Tamil Nadu	...	...	...	...	...	...
Tripura	...	54	146	200	...	27
Uttar pradesh	...	10782	1475645	1486427	...	0.73
West Bengal	...	...	...	...	...	...
A & N Islands	...	2629	...	2629	...	100
Chandigarh	...	...	...	...	...	...
D & N Haveli	...	...	...	...	...	...
Daman & Diu	6	...	99	105	5.71	...
Delhi	...	...	...	...	...	...
Lakshadweep	...	...	693	693	...	...
Pondicherry	...	...	512	512	...	...
<b>INDIA</b>	<b>3094</b>	<b>23497</b>	<b>1504218</b>	<b>1530809</b>	<b>0.20</b>	<b>1.53</b>

**TABLE VI - Non-Recurring Expenditure by Item and Type of institutions**  
**Grand Total K (A to I)**

**(Rupees in Thousands)**

State/Union Territory	Libraries	Building	Other Items	Total Non-Rec. Expendi-ture (Col.2 to 4)	%age of Expenditure on	
					Library to Total Non-Recurring Expenditure	Building to Total Non-Recurring Expenditure
1	2	3	4	5	6	7
Andhra Pradesh	7390	198628	158599	364617	2.03	54.48
Arunachal pradesh	700	37355	127668	165723	0.42	22.54
Assam	3983	28223	277124	309330	1.29	9.12
Bihar	1383	16348	105686	123417	1.12	13.25
Goa	799	5535	6221	12555	6.36	44.09
Gujarat	18951	106712	299553	425216	4.46	25.10
Haryana	850	39141	30066	70057	1.21	55.87
Himachal Pradesh	715	28235	20773	49723	1.44	56.78
Jammu & Kashmir	5048	37563	108595	151206	3.34	24.84
Karnataka	258	3712	298259	302229	0.09	1.23
Kerala	2192	41987	61377	105556	2.08	39.78
Madhya Pradesh	2035	8285	45710	56030	3.63	14.79
Maharashtra	233460	54318	539496	827274	28.22	6.57
Manipur	1364	20130	62294	83788	1.63	24.02
Meghalaya	483	12473	50028	62984	0.77	19.80
Mizoram	0	5397	30765	36162	0.00	14.92
Nagaland	44	1457	30802	32303	0.14	4.51
Orissa	18115	21215	101141	140471	12.90	15.10
Punjab	2675	59284	37111	99070	2.70	59.84
Rajasthan	3290	19814	155384	178488	1.84	11.10
Sikkim	22506	0	9995	32501	69.25	0.00
Tamil Nadu	1613	20521	23860	45994	3.51	44.62
Tripura	587	9190	33481	43258	1.36	21.24
Uttar pradesh	2620	62595	2155074	2220289	0.12	2.82
West Bengal	0	75000	34900	109900	0.00	68.24
A & N Islands	0	60595	30757	91352	0.00	66.33
Chandigarh	0	0	0	0	0.00	0.00
D & N Haveli	100	12500	11348	23948	0.42	52.20
Daman & Diu	12	0	198	210	5.71	0.00
Delhi	16975	144386	331526	492887	3.44	29.29
Lakshadweep	265	5080	6674	12019	2.20	42.27
Pondicherry	190	12235	20198	32623	0.58	37.50
<b>INDIA</b>	<b>348603</b>	<b>1147914</b>	<b>5204663</b>	<b>6701180</b>	<b>5.20</b>	<b>17.13</b>



**Table VII - Total Expenditure (Recurring & Non-Recurring) by Type of Institutions  
A - Boards of Intermediate and/or Secondary Education**

(Rupees in Thousands)

State/Union Territory	Total Expenditure			% of Rec. Expdt. To Total Expdt.
	Recurring	Non- Recurring	Grand Total	
1	2	3	4	5
Andhra Pradesh	72903	...	72903	100.00
Arunachal pradesh	...	...	0	...
Assam	70519	6381	76900	91.70
Bihar	315715	...	315715	100.00
Goa	20469	...	20469	100.00
Gujarat	94206	354	94560	99.63
Haryana	98662	25682	124244	79.33
Himachal Pradesh	84007	11132	95139	88.30
Jammu & Kashmir	9667	...	9667	100.00
Karnataka	134118	...	134118	100.00
Kerala	58007	...	58007	100.00
Madhya Pradesh	...	...	0	...
Maharashtra	216476	8183	224659	96.36
Manipur	10609	1004	11613	91.35
Meghalaya	10359	1402	11761	88.08
Mizoram	...	...	0	...
Nagaland	2586	1753	4339	59.60
Orissa	...	...	0	...
Punjab	296263	...	296263	100.00
Rajasthan	86521	3407	89928	96.21
Sikkim	...	...	0	...
Tamil Nadu	...	...	0	...
Tripura	6537	...	6537	100.00
Uttar pradesh	126695	...	126695	100.00
West Bengal	...	...	0	...
A & N Islands	...	...	0	...
Chandigarh	...	...	0	...
D & N Haveli	...	...	0	...
Daman & Diu	...	...	0	...
Delhi	...	...	0	...
Lakshadweep	...	...	0	...
Pondicherry	...	...	0	...
<b>INDIA</b>	<b>1714219</b>	<b>59298</b>	<b>1773517</b>	<b>96.66</b>

**Note: NIL entry is shown as no expenditure is reported**

**Table VII - Total Expenditure (Recurring & Non-Recurring) by Type of Institutions  
B - Intermediate/Pre-Degree/Jr. Colleges**

**(Rupees in Thousands)**

State/Union Territory	Total Expenditure			% of Rec. Expdt. To Total Expdt.	Enrolement	Average cost per student
	Recurring	Non-Recurring	Grand Total			
1	2	3	4	5	6	7
Andhra Pradesh	2114552	254652	2369204	89.25	676455	3125.93
Arunachal pradesh	...	...	...	...		
Assam	27388	3654	31042	88.23	22291	1228.66
Bihar	...	...	...	...		
Goa	...	...	...	...		
Gujarat	...	...	...	...		
Haryana	...	...	...	...		
Himachal Pradesh	...	...	...	...		
Jammu & Kashmir	...	...	...	...		
Karnataka	...	...	...	...		
Kerala	...	...	...	...		
Madhya Pradesh	...	...	...	...		
Maharashtra	...	...	...	...		
Manipur	...	...	...	...		
Meghalaya	...	...	...	...		
Mizoram	...	...	...	...		
Nagaland	...	...	...	...		
Orissa	104037	22559	126596	82.18	95188	1092.96
Punjab	...	...	...	...		
Rajasthan	...	...	...	...		
Sikkim	...	...	...	...		
Tamil Nadu	...	...	...	...		
Tripura	...	...	...	...		
Uttar pradesh	...	...	...	...		
West Bengal	...	...	...	...		
A & N Islands	...	...	...	...		
Chandigarh	...	...	...	...		
D & N Haveli	...	...	...	...		
Daman & Diu	...	...	...	...		
Delhi	...	...	...	...		
Lakshadweep	0	0	0	0.00		
Pondichery	1445	...	1445	100.00	356	4058.99
<b>INDIA</b>	<b>2247422</b>	<b>280865</b>	<b>2528287</b>	<b>88.89</b>	<b>794290</b>	<b>2829.47</b>

**Table VII - Total Expenditure (Recurring & Non-Recurring) by Type of Institutions**  
**C - Higher Secondary Schools (10+2 Pattern)**  
**(I) Higher Secondary Schools with Academic Streams**

(Rupees in Thousands)

State/Union Territory	Total Expenditure			% of Rec. Expdt. To Total Expdt.	Enrolement	Average cost per student
	Recurring	Non-Recurring	Grand Total			
1	2	3	4	5	6	7
Andhra Pradesh	293607	24519	318126	92.29	98018	2995.44
Arunachal pradesh	91686	14073	105759	86.69	36920	2483.37
Assam	662257	13499	675756	98.00	395208	1675.72
Bihar	367269	3637	370906	99.02	224799	1633.77
Goa	37788	3316	41104	91.93	10999	3435.59
Gujarat	2554676	120757	2675433	95.49	1097536	2327.65
Haryana	1069167	21613	1090780	98.02	505835	2113.67
Himachal Pradesh	537837	9438	547275	98.28	188029	2860.39
Jammu & Kashmir	406585	17085	423670	95.97	95331	4264.98
Karanataka	1420560	0	1420560	100.00	751484	1890.34
Kerala	370634	30535	401169	92.39	86888	4265.65
Madhya Pradesh	1909808	18019	1927827	99.07	1698557	1124.37
Maharashtra	5476127	387395	5863522	93.39	2768179	1978.24
Manipur	172950	11870	184820	93.58	22352	7737.56
Meghalaya	29902	1648	31550	94.78	5799	5156.41
Mizoram	0	0	0	0.00	0	0.00
Nagaland	5149	64	5213	98.77	3835	1342.63
Orissa	68358	14361	82719	82.64	60595	1128.11
Punjab	886434	38047	924481	95.88	551292	1607.92
Rajasthan	1407603	29102	1436705		820867	1714.78
Sikkim	112771	7847	120618	93.49	16888	6677.58
Tamil Nadu	0	0	0	0.00	0	0.00
Tripura	263444	10827	274271	96.05	142893	1843.65
Uttar pradesh	4437615	69298	4506913	98.46	4259736	1041.76
West Bengal	824174	46000	870174	94.71	499940	1648.55
A & N Islands	71292	14227	85519	83.36	30419	2343.67
Chandigarh	0	0	0	0.00	0	0.00
D & N Haveli	7513	9343	16856	44.57	4316	1740.73
Daman & Diu	4222	0	4222	100.00	1287	3280.50
Delhi	1699695	259033	1958728	86.78	1013828	1676.51
Lakshadweep	12666	6288	18954	66.82	1427	8875.96
Pondicherry	61051	9279	70330	86.81	39601	1541.65
<b>INDIA</b>	<b>25262840</b>	<b>1191120</b>	<b>26453960</b>	<b>95.5</b>	<b>15432858</b>	<b>1636.95</b>

**Note: NIL entry is shown as no expenditure is reported**

**Table VII - Total Expenditure (Recurring & Non-Recurring) by Type of Institutions  
C - Higher Secondary Schools (10+2 Pattern)  
(ii) Higher Secondary Schools with Vocational Stream**

(Rupees in Thousands)

State/Union Territory	Total Expenditure			% of Rec. Expdt. To Total Expdt.	Enrolement	Average cost per student
	Recurring	Non-Recurring	Grand Total			
1	2	3	4	5	6	7
Andhra Pradesh	...	...	...	...		
Arunachal Pradesh	...	...	...	...		
Assam	...	...	...	...		
Bihar	...	...	...	...		
Goa	0	0	0	0.00		
Gujarat	174013	16315	190328	91.43	36008	4832.62
Haryana	0	0	0	0.00		
Himachal Pradesh	...	...	...	...		
Jammu & Kashmir	...	...	...	...		
Karnataka	...	...	...	...		
Kerala	54979	2621	57600	95.45	22239	2472.19
Madhya Pradesh	...	...	...	...		
Maharashtra	...	...	...	...		
Manipur	...	...	...	...		
Meghalaya	...	...	...	...		
Mizoram	...	...	...	...		
Nagaland	63241	790	64031	98.77	47106	1342.53
Orissa	...	...	...	...		
Punjab	...	...	...	...		
Rajasthan	...	...	...	...		
Sikkim	8678	603	9281	93.50	1298	6685.67
Tamil Nadu	...	...	...	...		
Tripura	...	...	...	...		
Uttar Pradesh	...	...	...	...		
West Bengal	...	...	...	...		
A & N Islands	...	...	...	...		
Chandigarh	...	...	...	...		
D & N Haveli	...	...	...	...		
Daman & Diu	...	...	...	...		
Delhi	...	...	...	...		
Lakshadweep	...	...	...	...		
Pondicherry	1771	121	1892	93.60	307	5768.73
<b>INDIA</b>	<b>302682</b>	<b>20450</b>	<b>323132</b>	<b>93.67</b>	<b>106958</b>	<b>2829.91</b>

Note: NIL entry is shown as no expenditure is reported

**Table VII - Total Expenditure (Recurring & Non-Recurring) by Type of Institutions**  
**C - Higher Secondary Schools (10+2 Pattern)**  
**(iii) Higher Secondary Schools with Vocational and Academic Streams**

(Rupees in Thousands)

State/Union Territory	Total Expenditure			% of Rec. Expdt. To Total Expdt.	Enrolement	Average cost per student
	Recurring	Non-Recurring	Grand Total			
1	2	3	4	5	6	7
Andhra Pradesh	...	...	...	...		
Arunachal pradesh	...	...	...	...		
Assam	...	...	...	...		
Bihar	...	...	...	...		
Goa	62004	1247	63251	98.03	15343	4041.19
Gujarat	263865	26920	290785	90.74	84085	3138.07
Haryana	...	...	...	...		
Himachal Pradesh	...	...	...	...		
Jammu & Kashmir	...	...	...	...		
Karanataka	...	...	...	...		
Kerala	...	...	...	...		
Madhya Pradesh	...	...	...	...		
Maharashtra	...	...	...	...		
Manipur	...	...	...	...		
Meghalaya	...	...	...	...		
Mizoram	...	...	...	...		
Nagaland	...	...	...	...		
Orissa	...	...	...	...		
Punjab	559235	4806	564041	99.15	208410	2683.34
Rajasthan	299997	6202	306199	97.97	174948	1714.78
Sikkim	...	...	...	...		
Tamil Nadu	3704304	26651	3730955	99.29	2885001	1283.99
Tripura	...	...	0	0.00		0.00
Uttar pradesh	...	...	0	0.00		0.00
West Bengal	...	...	0	0.00		0.00
A & N Islands	6356	1057	7413	85.74	2261	2811.15
Chandigarh	87830	...	87830	100.00	53021	1656.51
D & N Haveli	...	...	...	...		
Daman & Diu	...	...	...	...		
Delhi	...	...	...	...		
Lakshadweep	...	...	...	...		
Pondicherry	45695	6609	52304	87.36	14428	3167.11
<b>INDIA</b>	<b>5029286</b>	<b>73492</b>	<b>5102778</b>	<b>98.56</b>	<b>3437497</b>	<b>1463.07</b>

Note: NIL entry is shown as no expenditure is reported

**Table VII - Total Expenditure (Recurring & Non-Recurring) by Type of Institutions  
C - Higher Secondary Schools (10+2 Pattern)  
Total C (I to iii) (10+2 pattern)**

(Rupees in Thousands)

State/Union Territory	Total Expenditure			% of Rec. To Total Expdt.	Enrolment	Average cost per student
	Recurring	Non-Recurring	Grand Total			
1	2	3	4	5	6	7
Andhra Pradesh	293607	24519	318126	92.29	98018	2995.44
Arunachal Pradesh	91686	14073	105759	86.69	36920	2483.37
Assam	662257	13499	675756	98.00	395208	1675.72
Bihar	367269	3637	370906	99.02	224799	1633.77
Goa	44903	4563	49466	90.78	26342	1704.62
Gujarat	2992554	163992	3156546	94.80	1217629	2457.69
Haryana	1069167	21613	1090780	98.02	505835	2113.67
Himachal Pradesh	537837	9438	547275	98.28	188029	2860.39
Jammu & Kashmir	406585	17085	423670	95.97	95331	4264.98
Karnataka	1420560	0	1420560	100.00	751484	1890.34
Kerala	425613	33156	458769	92.77	109127	3900.16
Madhya Pradesh	1909808	18019	1927827	99.07	1698557	1124.37
Maharashtra	5476127	387395	5863522	93.39	2768179	1978.24
Manipur	172950	11870	184820	93.58	22352	7737.56
Meghalaya	29902	1648	31550	94.78	5799	5156.41
Mizoram	0	0	0	0.00	0	0.00
Nagaland	68390	854	69244	0.00	50941	1342.53
Orissa	68358	14361	82719	0.00	60595	1128.11
Punjab	1445669	42853	1488522	97.12	759702	1902.94
Rajasthan	1707600	35304	1742904	97.97	995815	1714.78
Sikkim	121449	8450	129899	93.49	18186	6678.16
Tamil Nadu	3704304	26651	3730955	99.29	2885001	1283.99
Tripura	263444	10827	274271	96.05	142893	1843.65
Uttar Pradesh	4437615	69298	4506913	98.46	4259736	1041.76
West Bengal	824174	46000	870174	94.71	499940	1648.55
A & N Islands	77648	15284	92932	83.55	32680	2376.01
Chandigarh	87830	0	87830	100.00	53021	1656.51
D & N Haveli	7513	9343	16856	44.57	4316	1740.73
Daman & Diu	4222	0	4222	100.00	1287	3280.50
Delhi	1699695	259033	1958728	86.78	1013828	1676.51
Lakshadweep	12666	6288	18954	66.82	1427	8875.96
Pondicherry	108517	16009	124526	87.14	54336	1997.15
<b>INDIA</b>	<b>30539919</b>	<b>1285062</b>	<b>31824981</b>	<b>95.96</b>	<b>18977313</b>	<b>1609.29</b>

Note: NIL entry is shown as no expenditure is reported

Table VII - Total Expenditure (Recurring & Non-Recurring) by Type of Institutions  
D-High/Post Basic Schools

(Rupees in Thousands)

State/Union Territory	Total Expenditure			% of Rec. Expdt. To Total Expdt.	Enrolement	Average cost per student
	Recurring	Non-Recurring	Grand Total			
1	2	3	4	5	6	7
Andhra Pradesh	5027257	40337	5067594	99.20	3194894	1573.53
Arunachal pradesh	87067	21689	108756	80.06	28348	3071.36
Assam	1026345	21506	1047851	97.95	955264	1074.41
Bihar	2388732	38800	2427532	98.40	1646809	1450.52
Goa	423019	6690	429709	98.44	171186	2471.11
Gujarat	1765473	104280	1869753	94.42	720780	2449.39
Haryana	1775242	15123	1790365	99.16	1249719	1420.51
Himachal Pradesh	680652	12880	693532	98.14	326175	2086.77
Jammu & Kashmir	606073	39607	645680	93.87	282918	2142.22
Karnataka	1414947	0	1414947	100.00	1155740	1224.28
Kerala	4355942	37121	4393063	99.16	2740125	1589.89
Madhya Pradesh	889337	2352	891689	99.74	575997	1544.00
Maharashtra	7880686	252958	8133644	96.89	4138054	1904.44
Manipur	273689	20600	294289	93.00	171421	1596.59
Meghalaya	193317	14875	208192	92.86	79690	2425.86
Mizoram	94474	13148	107622	87.78	29716	3179.23
Nagaland	147241	1866	149107	98.75	111065	1325.72
Orissa	934690	24278	958968	97.47	796128	1174.04
Punjab	1843558	27442	1871000	98.53	854947	2158.34
Rajasthan	1419271	19418	1438689	98.65	1021084	1389.86
Sikkim	92584	13057	105641	87.64	30338	3051.75
Tamil Nadu	2108236	7102	2115338	99.66	1908106	1104.88
Tripura	252762	9756	262518	96.28	175120	1443.36
Uttar pradesh	1229831	17992	1247823	98.56	1002715	1226.50
West Bengal	6614993	63900	6678893	99.04	3644437	1815.09
A & N Islands	27955	42682	70637	39.58	14814	1887.07
Chandigarh	71655	0	71655	100.00	56185	1275.34
D & N Havell	3156	5827	8983	35.13	1837	1718.02
Daman & Diu	14090	105	14195	99.26	3428	4110.27
Delhi	261417	19567	280984	93.04	202381	1291.71
Lakshadweep	21305	1756	23061	92.39	4869	4375.64
Pondichery	91667	5075	96742	94.75	57315	1599.35
INDIA	44016664	901799	44918463	97.99	27351605	1609.29

Note: NIL entry is shown as no expenditure is reported

**Table VII - Total Expenditure (Recurring & Non-Recurring) by Type of Institutions  
E- Middle/Senior Basic Schools**

(Rupees in Thousands)

State/Union Territory	Total Expenditure			% of Rec. Expdt. To Total Expdt.	Enrolement	Average cost per student
	Recurring	Non-Recurring	Grand Total			
1	2	3	4	5	6	7
Andhra Pradesh	2672313	7061	2679374	99.74	1871982	1427.53
Arunachal Pradesh	132187	63596	195783	67.52	51263	2578.60
Assam	1057037	54984	1112021	95.06	928820	1138.04
Bihar	4272033	13542	4285575	99.68	4572377	934.31
Goa	16230	0	16230	100.00	15153	1071.08
Gujarat	5203703	80458	5284161	98.48	6021695	864.16
Haryana	446060	4662	450722	98.97	478305	932.58
Himachal Pradesh	342506	1152	343658	99.66	119714	2861.04
Jammu & Kashmir	615580	39137	654717	94.02	486218	1266.06
Karnataka	4109390	273993	4383383	93.75	5740405	715.87
Kerala	2163942	13212	2177154	99.39	1543370	1402.09
Madhya Pradesh	2120151	18920	2139071	99.12	2906033	729.57
Maharashtra	7427495	95497	7522992	98.73	6537883	1136.07
Manipur	305474	30212	335686	91.00	135056	2261.83
Meghalaya	108113	18467	126580	85.41	72356	1494.18
Mizoram	200897	8331	209228	96.02	48171	4170.50
Nagaland	151427	25876	177303	85.41	75781	1998.22
Orissa	699407	10899	710306	98.47	1104217	633.40
Punjab	474260	7314	481574	98.48	193184	2454.97
Rajasthan	1621548	30520	1652068	98.15	2776847	583.95
Sikkim	74531	5184	79715	93.50	30891	2412.71
Tamil Nadu	2827158	0	2827158	100.00	3208321	881.20
Tripura	184177	5706	189883	96.99	117779	1563.75
Uttar Pradesh	2347793	36871	2384664	98.45	2960579	793.02
West Bengal	793347	0	793347	100.00	962894	823.92
A & N Islands	56505	11700	68205	82.85	15973	3537.53
Chandigarh	8164	0	8164	100.00	12951	630.38
D & N Haveli	16954	5323	22277	76.11	14024	1208.93
Daman & Diu	24074	0	24074	0.00	6586	3655.33
Delhi	421087	23758	444845	94.66	177361	2374.18
Lakshadweep	12384	1187	13571	91.25	5816	2129.30
Pondicherry	80604	6004	86608	93.07	48491	1662.25
<b>INDIA</b>	<b>40986531</b>	<b>893566</b>	<b>41880097</b>	<b>97.87</b>	<b>43240496</b>	<b>947.87</b>

Note: NIL entry is shown as no expenditure is reported



**Table VII - Total Expenditure (Recurring & Non-Recurring) by Type of institutions  
F-Primary/Junior Basic Schools**

(Rupees in Thousands)

State/Union Territory	Total Expenditure			% of Rec. Expdt. To Total Expdt.	Enrolement	Average cost per student
	Recurring	Non-Recurring	Grand Total			
1	2	3	4	5	6	7
Andhra Pradesh	4780920	35803	4816723	99.26	5412784	883.26
Arunachal pradesh	175152	60805	235957	74.23	75606	2316.64
Assam	2110365	189783	2300148	91.75	2804450	752.51
Bihar	4069855	59701	4129556	98.55	6296444	646.37
Goa	172472	0	172472	100.00	58347	2955.97
Gujarat	1535070	68455	1603525	95.73	1620629	947.21
Haryana	734762	2977	737739	99.60	801635	916.58
Himachal Pradesh	1144344	7398	1151742	99.36	668523	1711.75
Jammu & Kashmir	623276	55377	678653	91.84	624862	997.46
Karnataka	1207850	6953	1214803	99.43	2097437	575.87
Kerala	2045145	14706	2059851	99.29	1452553	1407.97
Madhya Pradesh	5350076	16078	5366154	99.70	8389007	637.75
Maharashtra	5603198	72042	5675240	98.73	4936663	1135.02
Manipur	233116	9966	243082	95.90	184237	1265.31
Meghalaya	370114	26335	396449	93.36	375678	985.19
Mizoram	216462	9590	226052	95.76	97993	2208.95
Nagaland	483305	934	484239	99.81	121646	3973.04
Orissa	1551973	66995	1618968	95.86	3815000	406.81
Punjab	2230963	10133	2241096	99.55	1844954	1209.22
Rajasthan	3391934	89270	3481204	97.44	3563175	951.94
Sikkim	148965	4811	153776	96.87	33585	4435.46
Tamil Nadu	5258837	0	5258837	100.00	5736931	916.66
Tripura	303692	14894	318586	95.32	206517	1470.54
Uttar pradesh	7810697	110923	7921620	98.60	12657701	617.07
West Bengal	5749477	0	5749477	100.00	9006978	638.34
A & N Islands	105141	19057	124198	84.66	16268	6463.06
Chandigarh	14930	0	14930	100.00	13974	1068.41
D & N Haveli	9648	3455	13103	73.63	9102	1059.99
Daman & Diu	51366	0	51366	100.00	14052	3655.42
Delhi	1251349	182445	1433794	87.28	840010	1489.68
Lakshadweep	23487	253	23740	98.93	2897	8107.35
Pondicherry	79626	4610	84236	94.53	46997	1694.28
<b>INDIA</b>	<b>58837567</b>	<b>1143749</b>	<b>59981316</b>	<b>98.09</b>	<b>73826635</b>	<b>796.87</b>

Note: NIL entry is shown as no expenditure is reported

**Table VII - Total Expenditure (Recurring & Non-Recurring) by Type of Institutions  
G-Pre-Primary/Pre-Basic Schools**

(Rupees in Thousands)

State/Union Territory	Total Expenditure			% of Rec. Expdt. To Total Expdt.	Enrolement*	Average cost per student
	Recurring	Non-Recurring	Grand Total			
1	2	3	4	5	6	7
Andhra Pradesh	1289	3	1292	99.77	1696	760.02
Arunachal pradesh	15126	146	15272	99.04	23004	657.54
Assam	8434	303	8737	96.53	25814	326.72
Bihar	129	0	129	100.00	51	2529.41
Goa	0	0	0	0.00	0	0.00
Gujarat	54191	1757	55948	96.86	161888	334.74
Haryana	1707	0	1707	100.00	1060	1610.38
Himachal Pradesh	1538	0	1538	100.00	6459	238.12
Jammu & Kashmir	0	0	0	0.00	0	0.00
Karnataka	114386	503	114889	99.56	179792	636.21
Kerala	4041	75	4116	98.18	10890	371.07
Madhya Pradesh	8547	56	8603	99.35	138097	61.89
Maharashtra	694844	8934	703778	98.73	612188	1135.02
Manipur	294	0	294	100.00	71	4140.85
Meghalaya	700	0	700	100.00	0	0.00
Mizoram	0	0	0	0.00	0	0.00
Nagaland	0	0	0	0.00	0	0.00
Orissa	0	0	0	0.00	0	0.00
Punjab	306	0	306	100.00	109	2807.34
Rajasthan	8627	0	8627	100.00	4980	1732.33
Sikkim	17137	0	17137	100.00	15775	1086.34
Tamil Nadu	1307	0	1307	100.00	4656	280.71
Tripura	48421	990	49411	98.00	167864	288.45
Uttar pradesh	5116	45	5161	99.13	36935	138.51
West Bengal	0	0	0	0.00	0	0.00
A & N Islands	1380	0	1380	100.00	3388	407.32
Chandigarh	0	0	0	0.00	0	0.00
D & N Haveli	0	0	0	0.00	0	0.00
Daman & Diu	0	0	0	0.00	0	0.00
Delhi	9077	0	9077	100.00	8274	1097.05
Lakshadweep	2647	1842	4489	58.97	1170	2262.39
Pondicherry	4165	410	4575	91.04	12539	332.16
<b>INDIA</b>	<b>1003409</b>	<b>15064</b>	<b>1018473</b>	<b>98.52</b>	<b>1416700</b>	<b>708.27</b>

Note: Large variation in unit cost is due to reporting of expenditure of pre-primary sections attached to primary schools

**Table VII - Total Expenditure (Recurring & Non-Recurring) by Type of Institutions  
Total Elementary Education (E, F and G)**

(Rupees in Thousands)

State/Union Territory	Total Expenditure			% of Rec. Expdt. To Total Expdt.	Enrolement	Average cost per student
	Recurring	Non-Recurring	Grand Total			
1	2	3	4	5	6	7
Andhra Pradesh	7454522	42867	7497389	99.43	7286462	1023.06
Arunachal pradesh	322465	124547	447012	72.14	149873	2151.59
Assam	3175836	245070	3420906	92.84	3759084	844.84
Bihar	8342017	73243	8415260	99.13	10868872	767.51
Goa	188702	0	188702	100.00	73500	2567.37
Gujarat	6792964	150670	6943634	97.83	7804212	870.42
Haryana	1182529	7639	1190168	99.36	1281000	923.13
Himachal Pradesh	1488388	8550	1496938	99.43	794696	1872.90
Jammu & Kashmir	1238856	94514	1333370	92.91	1111080	1115.00
Karnataka	5431626	281449	5713075	95.07	8017634	677.46
Kerala	4213128	27993	4241121	99.34	3006813	1401.19
Madhya Pradesh	7478774	35054	7513828	99.53	11433137	654.13
Maharashtra	13725537	176473	13902010	98.73	12086734	1135.59
Manipur	538884	40178	579062	93.06	319364	1687.37
Meghalaya	478927	44802	523729	91.45	448034	1068.95
Mizoram	417359	17921	435280	95.88	146164	2855.42
Nagaland	634732	26810	661542	95.95	197427	3215.02
Orissa	2251380	77894	2329274	96.66	4919217	457.67
Punjab	2705529	17447	2722976	99.36	2038247	1327.38
Rajasthan	5022109	119790	5141899	97.67	6345002	791.51
Sikkim	240633	9995	250628	96.01	80251	2998.50
Tamil Nadu	8087302	0	8087302	100.00	8949908	903.62
Tripura	536290	21590	557880	96.13	492160	1089.67
Uttar pradesh	10163606	147839	10311445	98.57	15655215	649.22
West Bengal	6542824	0	6542824	100.00	9969872	656.26
A & N Islands	163026	30757	193783	84.13	35629	4575.65
Chandigarh	23094	0	23094	100.00	26925	857.72
D & N Haveli	26602	8778	35380	75.19	23126	1150.31
Daman & Diu	75440	0	75440	100.00	20638	3655.39
Delhi	1681513	206203	1887716	89.08	1025645	1639.47
Lakshadweep	38518	3282	41800	92.15	9883	3897.40
Pondicherry	164395	11024	175419	93.72	108027	1521.80
<b>INDIA</b>	<b>100827507</b>	<b>2052379</b>	<b>102879886</b>	<b>98.01</b>	<b>118483831</b>	<b>850.98</b>

Education in India (School Financial Data) for the year 1994-95

**Table VII - Total Expenditure (Recurring & Non-Recurring) by Type of Institutions  
H - Institutions Imparting Instructions in Diploma/Certificate Courses of School  
(a) Agriculture & Forestry**

(Rupees in Thousands)

State/Union Territory	Total Expenditure			% of Rec. To Total Expdt.
	Recurring	Non-Recurring	Grand Total	
1	2	3	4	5
Andhra Pradesh	...	...	...	...
Arunachal pradesh	...	...	...	...
Assam	...	...	...	...
Bihar	...	...	...	...
Goa	...	...	...	...
Gujarat	...	...	...	...
Haryana	...	...	...	...
Himachal Pradesh	...	...	...	...
Jammu & Kashmir	...	...	...	...
Karnataka	...	...	...	...
Kerala	...	...	...	...
Madhya Pradesh	...	...	...	...
Maharashtra	38315	2249	40564	94.46
Manipur	...	...	...	...
Meghalaya	...	...	...	...
Mizoram	...	...	...	...
Nagaland	...	...	...	...
Orissa	...	...	...	...
Punjab	...	...	...	...
Rajasthan	727	...	727	100.00
Sikkim	...	...	...	...
Tamil Nadu	...	...	...	...
Tripura	...	...	...	...
Uttar pradesh	...	...	...	...
West Bengal	...	...	...	...
A & N Islands	...	...	...	...
Chandigarh	...	...	...	...
D & N Haveli	...	...	...	...
Daman & Diu	...	...	...	...
Delhi	...	...	...	...
Lakshadweep	...	...	...	...
Pondicherry	...	...	...	...
<b>INDIA</b>	<b>39042</b>	<b>2249</b>	<b>41291</b>	<b>94.55</b>

**Note: NIL entry is shown as no expenditure is reported**

**Table VII - Total Expenditure (Recurring & Non-Recurring) by Type of Institutions**  
**H- Institutions Imparting Instructions in Diploma/Certificate Courses of School Level**  
**(b) Medicine (Nursing & Midwifery)**

(Rupees in Thousands)

State/Union Territory	Total Expenditure			% of Rec. Expdt. To Total Expdt.
	Recurring	Non-Recurring	Grand Total	
1	2	3	4	5
Andhra Pradesh	...	...	...	...
Arunachal pradesh	...	...	...	...
Assam	1078	...	1078	100.00
Bihar	...	...	...	...
Goa	...	...	...	...
Gujarat	...	...	...	...
Haryana	...	...	...	...
Himachal Pradesh	...	...	...	...
Jammu & Kashmir	...	...	...	...
Karnataka	...	...	...	...
Kerala	...	...	...	...
Madhya Pradesh	2350	112	2462	95.45
Maharashtra	...	...	...	...
Manipur	...	...	...	...
Meghalaya	...	...	...	...
Mizoram	...	...	...	...
Nagaland	...	...	...	...
Orissa	...	...	...	...
Punjab	...	...	...	...
Rajasthan	...	...	...	...
Sikkim	...	...	...	...
Tamil Nadu	...	...	...	...
Tripura	...	...	...	...
Uttar pradesh	...	...	...	...
West Bengal	...	...	...	...
A & N Islands	...	...	...	...
Chandigarh	...	...	...	...
D & N Haveli	...	...	...	...
Daman & Diu	...	...	...	...
Delhi	...	...	...	...
Lakshadweep	...	...	...	...
Pondicherry	...	...	...	...
<b>INDIA</b>	<b>3428</b>	<b>112</b>	<b>3540</b>	<b>96.84</b>

Note: NIL entry is shown as no expenditure is reported

**Table VII - Total Expenditure (Recurring & Non-Recurring) by Type of Institutions  
H - institutions Imparting Instructions in Diploma/Certificate Courses of School Level**

**(c) Teacher Training**

**(Rupees in Thousands)**

State/Union Territory	Total Expenditure			% of Rec. Expdt. To Total Expdt.
	Recurring	Non-Recurring	Grand Total	
1	2	3	4	5
Andhra Pradesh	...	...	...	...
Arunachal pradesh	...	...	...	...
Assam	...	...	...	...
Bihar	...	...	...	...
Goa	...	...	...	...
Gujarat	73986	3582	77568	95.38
Haryana	...	...	...	...
Himachal Pradesh	8991	367	9358	96.08
Jammu & Kashmir	...	...	...	...
Karnataka	44740	3239	47979	93.25
Kerala	...	...	...	...
Madhya Pradesh	94049	...	94049	100.00
Maharashtra	...	...	...	...
Manipur	...	...	...	...
Meghalaya	6728	257	6985	96.32
Mizoram	...	...	...	...
Nagaland	2783	...	2783	100.00
Orissa	33791	982	34773	97.18
Punjab	20448	10003	30451	67.15
Rajasthan	...	...	...	...
Sikkim	3058	199	3257	93.89
Tamil Nadu	283	...	283	100.00
Tripura	777	38	815	95.34
Uttar pradesh	108634	1552	110186	98.59
West Bengal	63022	...	63022	100.00
A & N Islands	...	...	...	...
Chandigarh	...	...	...	...
D & N Haveli	...	...	...	...
Daman & Diu	...	...	...	...
Delhi	...	...	...	...
Lakshadweep	...	...	...	...
Pondicherry	...	...	...	...
<b>INDIA</b>	<b>461290</b>	<b>20219</b>	<b>481509</b>	<b>95.80</b>

**Note: NIL entry is shown as no expenditure is reported**

Table VII - Total Expenditure (Recurring & Non-Recurring) by Type of Institutions  
H - Institutions Imparting Instructions in Diploma/Certificate Courses of School Level

(d) Industrial/Arts & Crafts

(Rupees in Thousands)

State/Union Territory	Total Expenditure			% of Rec. Expdt. To Total Expdt.
	Recurring	Non-Recurring	Grand Total	
1	2	3	4	5
Andhra Pradesh	...	...	...	...
Arunachal pradesh	...	...	...	...
Assam	2053	330	2383	86.15
Bihar	5362	14	5376	99.74
Goa	27633	1290	28923	95.54
Gujarat	69192	370	69562	99.47
Haryana	...	...	...	...
Himachal Pradesh	31603	5351	36954	85.52
Jammu & Kashmir	318	...	318	100.00
Karnataka	...	...	...	...
Kerala	125380	5705	131085	95.65
Madhya Pradesh	20083	416	20499	97.97
Maharashtra	...	...	...	...
Manipur	2853	54	2907	98.14
Meghalaya	4927	...	4927	100.00
Mizoram	...	...	...	...
Nagaland	...	...	...	...
Orissa	...	...	...	...
Punjab	14900	6	14906	99.96
Rajasthan	...	...	...	...
Sikkim	...	...	...	...
Tamil Nadu	23060	12201	35261	65.40
Tripura	...	...	...	...
Uttar pradesh	9196	521	9717	94.64
West Bengal	...	...	...	...
A & N Islands	...	...	...	...
Chandigarh	...	...	...	...
D & N Haveli	...	...	...	...
Daman & Diu	3613	...	3613	100.00
Delhi	625	4	629	99.36
Lakshadweep	...	...	...	...
Pondicherry	72	...	72	100.00
<b>INDIA</b>	<b>340870</b>	<b>26262</b>	<b>367132</b>	<b>92.85</b>

Note: NIL entry is shown as no expenditure is reported

**Table VII - Total Expenditure (Recurring & Non-Recurring) by Type of Institutions  
H - Institutions imparting Instructions in Diploma/Certificate Courses of School Level  
(Below Matric Level)  
(e) Music & Fine Arts**

(Rupees in Thousands)

State/Union Territory	Total Expenditure			% of Rec. Expdt. To Total Expdt.
	Recurring	Non-Recurring	Grand Total	
1	2	3	4	5
Andhra Pradesh	...	...	...	...
Arunachal pradesh	...	...	...	...
Assam	327	37	364	89.84
Bihar	...	...	...	...
Goa	2443	12	2455	99.51
Gujarat	2632	53	2685	98.03
Haryana	...	...	...	...
Himachal Pradesh	...	...	...	...
Jammu & Kashmir	...	...	...	...
Karnataka	...	...	...	...
Kerala	7159	171	7330	97.67
Madhya Pradesh	826	...	826	100.00
Maharashtra	...	...	...	...
Manipur	...	...	...	...
Meghalaya	...	...	...	...
Mizoram	...	...	...	...
Nagaland	...	...	...	...
Orissa	481	218	699	68.81
Punjab	...	...	...	...
Rajasthan	3779	16	3795	99.58
Sikkim	...	...	...	...
Tamil Nadu	3463	40	3503	98.86
Tripura	...	...	...	...
Uttar pradesh	662	14	676	97.93
West Bengal	...	...	...	...
A & N Islands	...	...	...	...
Chandigarh	...	...	...	...
D & N Haveli	...	...	...	...
Daman & Diu	...	...	...	...
Delhi	...	...	...	...
Lakshadweep	...	...	...	...
Pondicherry	...	...	...	...
<b>INDIA</b>	<b>21772</b>	<b>561</b>	<b>22333</b>	<b>97.49</b>

**Note: NIL entry is shown as no expenditure is reported**



**Table VII - Total Expenditure (Recurring & Non-Recurring) by Type of Institutions  
H - Institutions Imparting Instructions in Diploma/Certificate Courses of School Level (Below  
(Below Matric Level)  
(f) For the Handicapped**

**(Rupees in Thousands)**

State/Union Territory	Total Expenditure			% of Rec. Expdt. To Total Expdt.
	Recurring	Non-Recurring	Grand Total	
1	2	3	4	5
Andhra Pradesh	28380	134	28514	99.53
Arunachal pradesh	...	...	...	...
Assam	1611	239	1850	87.08
Bihar	4121	...	4121	100.00
Goa	...	...	...	...
Gujarat	67723	1640	69363	97.64
Haryana	...	...	...	...
Himachal Pradesh	2741	5	2746	99.82
Jammu & Kashmir	...	...	...	...
Karnataka	...	...	...	...
Kerala	27980	1410	29390	95.20
Madhya Pradesh	1954	70	2024	96.54
Maharashtra	...	...	...	...
Manipur	2121	271	2392	88.67
Meghalaya	...	...	...	...
Mizoram	...	...	...	...
Nagaland	...	...	...	...
Orissa	...	...	...	...
Punjab	6132	289	6421	95.50
Rajasthan	5226	37	5263	99.30
Sikkim	...	...	...	...
Tamil Nadu	16141	...	16141	100.00
Tripura	2689	100	2789	96.41
Uttar pradesh	4984	19	5003	99.62
West Bengal	...	...	...	...
A & N Islands	...	...	...	...
Chandigarh	...	...	...	...
D & N Haveli	...	...	...	...
Daman & Diu	...	...	...	...
Delhi	8315	30	8345	99.64
Lakshadweep	...	...	...	...
Pondicherry	1814	3	1817	99.83
<b>INDIA</b>	<b>181932</b>	<b>4247</b>	<b>186179</b>	<b>97.72</b>

**Note: NIL entry is shown as no expenditure is reported**

Table VII - Total Expenditure (Recurring & Non-Recurring) by Type of Institutions  
H - Institutions Imparting Instructions in Diploma/Certificate Courses of School Level (Below

(g) Reformatory/Certified

(Rupees in Thousands)

State/Union Territory	Total Expenditure			% of Rec. Expdt. To Total Expdt.
	Recurring	Non-Recurring	Grand Total	
1	2	3	4	5
Andhra Pradesh	7790	...	7790	100.00
Arunachal Pradesh	...	...	...	...
Assam	166	...	166	100.00
Bihar	837	...	837	100.00
Goa	...	...	...	...
Gujarat	6648	...	6648	100.00
Haryana	...	...	...	...
Himachal Pradesh	...	...	...	...
Jammu & Kashmir	...	...	...	...
Karnataka	9415	1028	10443	90.16
Kerala	4290	...	4290	100.00
Madhya Pradesh	1575	...	1575	100.00
Maharashtra	...	...	...	...
Manipur	...	...	...	...
Meghalaya	...	...	...	...
Mizoram	...	...	...	...
Nagaland	...	...	...	...
Orissa	...	...	...	...
Punjab	554	...	554	100.00
Rajasthan	...	...	...	...
Sikkim	...	...	...	...
Tamil Nadu	8887	...	8887	100.00
Tripura	...	...	...	...
Uttar Pradesh	...	...	...	...
West Bengal	...	...	...	...
A & N Islands	...	...	...	...
Chandigarh	...	...	...	...
D & N Haveli	...	...	...	...
Daman & Diu	...	...	...	...
Delhi	1040	...	1040	100.00
Lakshadweep	...	...	...	...
Pondicherry	...	...	...	...
<b>INDIA</b>	<b>41202</b>	<b>1028</b>	<b>42230</b>	<b>97.57</b>

Note: NIL entry is shown as no expenditure is reported

**Table VII - Total Expenditure (Recurring & Non-Recurring) by Type of Institutions**  
**H - Institutions Imparting Instructions in Diploma/Certificate Courses of School Level (Below**

**(h) Oriental Studies**

**(Rupees in Thousands)**

State/Union Territory	Total Expenditure			% of Rec. Expdt. To Total Expdt.
	Recurring	Non-Recurring	Grand Total	
1	2	3	4	5
Andhra Pradesh	61747	1108	62855	98.24
Arunachal pradesh	...	...	...	...
Assam	6310	131	6441	97.97
Bihar	46463	164	46627	99.65
Goa	...	...	...	...
Gujarat	6637	265	6902	96.16
Haryana	...	...	...	...
Himachal Pradesh	580	...	580	100.00
Jammu & Kashmir	...	...	...	...
Karnataka	18948	64	19012	99.66
Kerala	...	...	...	...
Madhya Pradesh	3388	7	3395	99.79
Maharashtra	2736	16	2752	99.42
Manipur	68	...	68	100.00
Meghalaya	...	...	...	...
Mizoram	...	...	...	...
Nagaland	...	...	...	...
Orissa	...	...	...	...
Punjab	...	...	...	...
Rajasthan	...	...	...	...
Sikkim	...	...	...	...
Tamil Nadu	11299	...	11299	100.00
Tripura	2017	...	2017	100.00
Uttar pradesh	36727	2100	38827	94.59
West Bengal	44102	...	44102	100.00
A & N Islands	...	...	...	...
Chandigarh	...	...	...	...
D & N Haveli	...	...	...	...
Daman & Diu	...	...	...	...
Delhi	...	...	...	...
Lakshadweep	...	...	...	...
Pondicherry	...	...	...	...
<b>INDIA</b>	<b>241022</b>	<b>3855</b>	<b>244877</b>	<b>98.43</b>

**Note: NIL entry is shown as no expenditure is reported**

Table VII - Total Expenditure (Recurring & Non-Recurring) by Type of Institutions  
H - Institutions Imparting Instructions in Diploma/Certificate Courses of School Level (Below

(I) Social (Adult) Education

(Rupees in Thousands)

State/Union Territory	Total Expenditure			% of Rec. Expdt. To Total Expdt.
	Recurring	Non-Recurring	Grand Total	
1	2	3	4	5
Andhra Pradesh	39045	...	39045	100.00
Arunachal pradesh	7355	2781	10136	72.56
Assam	4677	531	5208	89.80
Bihar	1129	...	1129	100.00
Goa	...	...	...	...
Gujarat	...	...	...	...
Haryana	...	...	...	...
Himachal Pradesh	11349	...	11349	100.00
Jammu & Kashmir	...	...	...	...
Karnataka	69938	16449	86387	80.96
Kerala	...	...	...	...
Madhya Pradesh	4694	...	4694	100.00
Maharashtra	84875	...	84875	100.00
Manipur	...	...	...	...
Meghalaya	5960	...	5960	100.00
Mizoram	7538	...	7538	100.00
Nagaland	5571	...	5571	100.00
Orissa	...	...	...	...
Punjab	...	...	...	...
Rajasthan	9843	...	9843	100.00
Sikkim	953	...	953	100.00
Tamil Nadu	312	...	312	100.00
Tripura	71029	747	71776	98.96
Uttar pradesh	5243	71706	76949	6.81
West Bengal	...	...	...	...
A & N Islands	1621	...	1621	100.00
Chandigarh	...	...	...	...
D & N Haveli	...	...	...	...
Daman & Diu	125	...	125	100.00
Delhi	8050	8050	16100	50.00
Lakshadweep	1230	...	1230	100.00
Pondicherry	872	...	872	100.00
INDIA	341409	100264	441673	77.30

Note: NIL entry is shown as no expenditure is reported

**Table VII - Total Expenditure (Recurring & Non-Recurring) by Type of Institutions**  
**H - Institutions Imparting Instructions in Diploma/Certificate Courses of School Level (Below**

(j) Others

(Rupees in Thousands)

State/Union Territory	Total Expenditure			% of Rec. Expdt. To Total Expdt.
	Recurring	Non-Recurring	Grand Total	
1	2	3	4	5
Andhra Pradesh	...	...	...	...
Arunachal pradesh	...	...	...	...
Assam	1451	108	1559	93.07
Bihar	202	...	202	100.00
Goa	...	...	...	...
Gujarat	...	...	...	...
Haryana	...	...	...	...
Himachal Pradesh	1533	...	1533	100.00
Jammu & Kashmir	...	...	...	...
Karnataka	...	...	...	...
Kerala	...	...	...	...
Madhya Pradesh	20030	...	20030	100.00
Maharashtra	94	...	94	100.00
Manipur	792	40	832	95.19
Meghalaya	...	...	...	...
Mizoram	16557	...	16557	100.00
Nagaland	17475	20	17495	99.89
Orissa	1351	179	1530	88.30
Punjab	...	...	...	...
Rajasthan	...	...	...	...
Sikkim	...	800	800	0.00
Tamil Nadu	...	...	...	...
Tripura	...	...	...	...
Uttar pradesh	117245	422821	540066	21.71
West Bengal	...	...	...	...
A & N Islands	...	...	...	...
Chandigarh	...	...	...	...
D & N Haveli	571	...	571	100.00
Daman & Diu	3738	...	3738	100.00
Delhi	...	...	...	...
Lakshadweep	...	...	...	...
Pondicherry	...	...	...	...
<b>INDIA</b>	<b>181039</b>	<b>423968</b>	<b>605007</b>	<b>29.9</b>

Note: NIL entry is shown as no expenditure is reported

**Table VII - Total Expenditure (Recurring & Non-Recurring) by Type of Institutions  
H - Institutions imparting Instructions in Diploma/Certificate Courses of School Level**

**Total H (a to j)**

(Rupees in Thousands)

State/Union Territory	Total Expenditure			% of Rec. Expdt. To Total Expdt.
	Recurring	Non-Recurring	Grand Total	
1	2	3	4	5
Andhra Pradesh	136962	1242	138204	99.10
Arunachal pradesh	7355	2781	10136	72.56
Assam	17673	1376	19049	92.78
Bihar	58114	178	58292	99.69
Goa	30076	1302	31378	95.85
Gujarat	226818	5910	232728	97.46
Haryana	0	0	0	0.00
Himachal Pradesh	56797	5723	62520	90.85
Jammu & Kashmir	318	0	318	100.00
Karnataka	143041	20780	163821	87.32
Kerala	164809	7286	172095	95.77
Madhya Pradesh	148949	605	149554	99.60
Maharashtra	126020	2265	128285	98.23
Manipur	5834	365	6199	94.11
Meghalaya	17615	257	17872	98.56
Mizoram	24095	0	24095	100.00
Nagaland	25829	20	25849	99.92
Orissa	35623	1379	37002	96.27
Punjab	42034	10298	52332	80.32
Rajasthan	19575	53	19628	99.73
Sikkim	4011	999	5010	80.06
Tamil Nadu	63445	12241	75686	83.83
Tripura	76512	885	77397	98.86
Uttar pradesh	282691	498733	781424	36.18
West Bengal	107124	0	107124	100.00
A & N Islands	1621	0	1621	100.00
Chandigarh	0	0	0	0.00
D & N Haveli	571	0	571	100.00
Daman & Diu	7476	0	7476	100.00
Delhi	18030	8084	26114	69.04
Lakshadweep	1230	0	1230	100.00
Pondicherry	2758	3	2761	99.89
<b>INDIA</b>	<b>1853006</b>	<b>582765</b>	<b>2435771</b>	<b>76.07</b>

Note: NIL entry is shown as no expenditure is reported

Table VII - Total Expenditure (Recurring & Non-Recurring) by Type of Institutions

I. Directorate and Inspectorate

(Rupees in Thousands)

State/Union Territory	Total Expenditure			% of Rec. Expdt. To Total Expdt.
	Recurring	Non-Recurring	Grand Total	
1	2	3	4	5
Andhra Pradesh	132660	1000	133660	99.25
Arunachal pradesh	37620	2633	40253	93.46
Assam	125844	9641	135485	92.88
Bihar	428831	7559	436390	98.27
Goa	2221	...	2221	100.00
Gujarat	...	...	0	0.00
Haryana	...	...	0	0.00
Himachal Pradesh	76174	2000	78174	97.44
Jammu & Kashmir	...	...	0	0.00
Karnataka	48524	...	48524	100.00
Kerala	196318	...	196318	100.00
Madhya Pradesh	831757	...	831757	100.00
Maharashtra	...	...	0	0.00
Manipur	51684	9771	61455	84.10
Meghalaya	32411	...	32411	100.00
Mizoram	35725	5093	40818	87.52
Nagaland	35875	1000	36875	97.29
Orissa	96306	...	96306	100.00
Punjab	300155	1030	301185	99.66
Rajasthan	355553	516	356069	99.86
Sikkim	23867	...	23867	100.00
Tamil Nadu	458176	...	458176	100.00
Tripura	19721	200	19921	99.00
Uttar pradesh	3974840	1486427	5461267	72.78
West Bengal	177183	...	177183	100.00
A & N Islands	9688	2629	12317	78.66
Chandigarh	...	...	0	0.00
D & N Haveii	3702	...	3702	100.00
Daman & Diu	73997	105	74102	99.86
Delhi	351067	...	351067	100.00
Lakshadweep	1775	693	2468	71.92
Pondicherry	18903	512	19415	97.36
<b>INDIA</b>	<b>7900577</b>	<b>1530809</b>	<b>9431386</b>	<b>83.77</b>

Note: NIL entry is shown as no expenditure is reported



Table VII - Total Expenditure (Recurring & Non-Recurring) by Type of Institutions

Grand Total J (A to I)

(Rupees in Thousands)

State/Union Territory	Total Expenditure			% of Rec. Expdt. To Total Expdt.
	Recurring	Non-Recurring	Grand Total	
1	2	3	4	5
Andhra Pradesh	15232463	394617	15597080	97.66
Arunachal Pradesh	546193	165723	711916	76.72
Assam	5230798	309330	5540128	94.42
Bihar	11900678	123417	12024095	98.97
Goa	709390	12555	721945	98.26
Gujarat	11872015	425216	12297231	96.54
Haryana	4125500	70057	4195557	98.33
Himachal Pradesh	2923855	49723	2973578	98.33
Jammu & Kashmir	2261499	151206	2412705	93.73
Karnataka	8592816	302229	8895045	96.60
Kerala	9413817	105556	9519373	98.89
Madhya Pradesh	11258625	56030	11314655	99.50
Maharashtra	27424846	827274	28252120	97.07
Manipur	1053650	83788	1137438	92.63
Meghalaya	762531	62984	825515	92.37
Mizoram	571653	36162	607815	94.05
Nagaland	914653	32303	946956	96.59
Orissa	3490394	140471	3630865	96.13
Punjab	6633209	99070	6732279	98.53
Rajasthan	8610629	178488	8789117	97.97
Sikkim	482544	32501	515045	93.69
Tamil Nadu	14421463	45994	14467457	99.68
Tripura	1155266	43258	1198524	96.39
Uttar Pradesh	20215278	2220289	22435567	90.10
West Bengal	14266298	109900	14376198	99.24
A & N Islands	279938	91352	371290	75.40
Chandigarh	182579	0	182579	100.00
D & N Haveli	41544	23948	65492	63.43
Daman & Diu	175225	210	175435	99.88
Delhi	4011722	492887	4504609	89.06
Lakshadweep	75494	12019	87513	86.27
Pondicherry	387685	32623	420308	92.24
<b>INDIA</b>	<b>189224250</b>	<b>6701180</b>	<b>195925430</b>	<b>96.58</b>