

SARVA SHIKSHA ABHIYAN

East Godavari District



DISTRICT ELEMENTARY EDUCATION PLAN

-54845

372

AND-S

DEPARTMENT OF EDUCATION
GOVERNMENT OF ANDHRA PRADESH

LIBRARY & DOCUMENTATION CENTRE

National Institute of Educational
Planning and Administration.

17-B, Sri Aurobindo Marg,
New Delhi-110016

DOC. No

Date

MANDALS OF EAST GODAVARI DISTRICT



Mandal Code	Mandal Name	Mandal Code	Mandal Name	Mandal Code	Mandal Name
1	MAREDUMILLI	23	KAKINADA(RURAL)	39	RAMACHANDRAPURAM
2	Y RAMAVARAM	24	KAKINADA(URBAN)	40	RAYAVARAM
3	ADDATEEGALA	25	SAMALKOTA	41	KAPILESWARAPURAM
4	RAJAVOMMANGI	26	RANGAMPETA	42	ALAMURU
5	KOTANANDURU	27	GANDEPALLE	43	ATREYAPURAM
6	TUNI	28	RAJANAGARAM	44	RAVULA PALEM
7	THONDANGI	29	RAJAHMUNDRY(RURAL)	45	PAMARRU
8	GOLLAPROLU	30	RAJAHMUNDRY(URBAN)	46	KOTHAPETA
9	SANKHAVARAM	31	KADIAM	47	P GANNAVARAM
10	PRATHIPADU	32	MANDAPETA	48	AMBAJIPETA
11	YELESWARAM	33	ANAPARTHY	49	AINAVILLI
12	GANGAVARAM	34	BICCAVOLU	50	MUMMIDIVARAM
13	RAMPACHODAVARAM	35	PEDAPUDI	51	I.POLAVARAM
14	DEVIPATNAM	36	KARAPA	52	KATRENIKONA
15	SEETHANAGARAM	37	THALLAREVU	53	UPPALAGUPTAM
16	KORUKONDA	38	KAJULURU	54	AMALAPURAM
17	GOKAVARAM			55	ALLAVARAM
18	JAGGAMPETA			56	MAMIDIKUDURU
19	KIRLAMPUDI			57	RAZOLE
20	PEDDAPURAM			58	MALIKIPURAM
21	PITHAPURAM			59	SAKHINETIPALLE
22	KOTHAPALLE				

CONTENTS

		Page No.
	Executive Summary	
	SSA - East Godavari - Plan Overview	i - xi
	Targets on Key Performance Indicators of UEE	xii - xiv
	Budget Abstract	xv - xix
	Appraisal Comments - Action Taken	xx - xxiv
	Norms & Interventions under SSA	xxv - xxx
Chapter - I	Demographic profile of East Godavari District	
	1.1 Introduction	1
	1.2 Silent features of East Godavari District.	2-3
	1.3 Population	3-4
Chapter - 2	Educational Profile of the District	
	2.1 Access	6
	2.2 Enrollment	6
	2.3 Educational facilities in the District	11
	2.4 Community Organisation	11
	2.5 Diagnostic study	12-19
	2.6 Existing scheme for the improvement of elementary education	20-22
	2.7 Chaduvukundam programme	23
	2.8 Interventions for the improvement of SC,ST	23
	2.9 Assistance to school committees for the services of Vidya Volunteers.	24
	2.10 Community participation act 1998	24-25
	2.11 Educational scenario in the Agency Area	25-28
Chapter - 3	Planning Process in the context of UEE (SSA)	
	3.1 Introduction	29
	3.2 Objectives of SSA	29
	3.3 Planning of process	29
	3.4 Formation of core groups	30
	3.5 Development of data base	31-32
	3.6 Training and Capacity building	33
	3.7 Preparatory actives for mobilizing the community and holding gramasabhas	34
	3.8 Development of habitation education development plan	35
	3.9 Development of mandal plans	35
	3.10 Development of educational plan	36

3.11	List of NGOs working	37-41
3.12	Convergence with other departments	41-42
3.13	SSA - E.G.Dt. - Phasing	42
3.14	Success stories	42-45

Chapter - IV

Objective wise interventions

4.1	Access	46
4.2	Enrollment and Retention	47
4.3	Quality initiatives	48
4.4	Improvement of Infrastructure facilities	49

Chapter - V

Issues , Strategies and Activities

5.1	Introduction	50
5.2	Access	50-56
5.3	Enrollment	57-60
5.4	Projected population ,School age children	60
5.5	Intervention for enrollment and retention	61-63
5.6	Targets to achieve 100% enrollment	63
5.7	Retention	64-66
5.8	Main streaming of OSC	66
5.9.2	Objectives	72-74

Chapter - VI

Quality issues in Elementary education

6.0	Primary Education	75-79
6.1	Academic conventions primary & Upper primary	80-81
6.2	Quality teaching & learning, Teacher training	81
	(a) Primary Stage	81
	(b) Upper primary stage	82
6.3	Constitution of DRG / MRg	83-84
6.4	School support - Professional support	85-89
6.5	Functional aspects	90
6.6	Quality teaching	91
6.7	Development of TLM	91-92
6.8	TLM to Up schools	92
6.9	Categorisation of schools	93
6.10	Improved school management	93-94
6.11	Proposed strategies for school improvement	94
6.12	Academic monitoring of schools	95-96
6.13	Curriculum and Text books review	96
6.14	Curriculum groups specific Tribal, IED and child labour	97-98
6.15	Pupil assessment procedures	98-101

	Infrastructure facilities	101
	Training to Civil Engineers	101
6.16	Training to Habitation Education committees	102

Chapter - VII

Coverage of special focus groups

7.1	Girls Education	103-105
7.2	Early child hood care education	105-107
7.3	Interventions for disabled children	107-108
7.4	Tribal children education	109-111
7.5	Migrated children	111
7.6	Street children and Platform children	112
7.7	Child labour	112-113
7.8	Convergence with other departments	113

Chapter - VIII

Research, Evaluation, Supervision and Monitoring

8.1	Research	113(1)
8.2	Evaluation Aspects	113(2)
8.3	Supervision and Monitoring	113(2)
8.4	Management Information system	113(3)
8.5	Objectives of MIS	113(4)
8.6	Inputs under SSA	113(4)

Chapter - IX

Improving School Infrastructure facilities and other civil works

9.1	Introduction	114
9.2	Execution of civil works	115
9.3	Community contribution	115
9.4	Civil works proposed under SSA	117-122

Chapter - X

Implementation arrangements

10.1	Organisation responsible for implementing the Programme	123
10.2	Executing Agencies at various levels	123-131
10.4	Participation arrangements	132-136
10.5	District project office(DPO)	136-138
10.6	Flow of funds	138
10.7	General expenditure	139

Chapter - XI

Programme Initiatives - Component-wise Interventions

11.1	Project Management	140 - 143
11.2	Planning Management	144 - 146
11.3	Research, Evaluation, Monitoring and Supervision	147 - 149
11.4	Community mobilisation and Participation	150 - 152
11.5	Access and alter native schooling	153 - 156
11.6	Civil works	157 - 159
11.7	Pedagogy & School improvement	160 - 165
11.8	Focus groups - Girl child education	166 - 168
11.9	Early child hood care and education	169 - 171
11.10	Education of focus groups - SEN	172 - 173
11.11	Distance education programme	174 - 175
11.12	Media & Advocacy	176 - 178
11.13	Management Information System	179 - 181

Chapter - XII

Budget Summary & Implementation Schedule	182 - 213
--	-----------

Chapter - XIII

Annual Work Plan & Budget 2001 - 02 &	214 - 246
---------------------------------------	-----------

chap. XIV - UNIT COSTS 246 - 256

ABBREVIATIONS

AAS	Access and Alternative Schooling
AC	Awareness Campaign
APC	Additional Project Coordinator
AWP & B	Annual Work Plan & Budget
AWC	Anganwadi Centre
BC	Backward Caste
BL	Books & Libraries
CAP	Capacity Building
CMO	Community Mobilization Officer
CMP	Community Mobilisation & Participation
CO	Consumables & Office Expenses
CW	Civil Works
CWS	Civil Works
DEO	District Educational Officer
DEP	Distance Education
DIET	District Institute of Education and Training
DISE	District Information System for Education
DPO	District Project Office
DRC	District Resource Centre
DRG	District Resource Group
ECE	Early Childhood Education
EGS	Education Guarantee Scheme
EMIS	Education Management and Information System
EQ	Equipment
FAG	Focus Areas / Groups
FU	Furniture
GCDO	Girl Child Development Officer
GED	Girls Education
GER	Gross Enrolment Ratio

GOAP	Government of Andhra Pradesh
GOI	Government of India
GVVK	Girijan Vidhya Vikas Kendra
HO	Honorarium
ICDS	Integrated Child Development Society
IASE	Institute of Advanced Studies in Education
IED	Integrated Education for the Disabled
IN	Innovations
ITDA	Integrated Tribal Development Agency
JRM	Joint Review Mission
JRY	Jawahar Rojgar Yojana
LC	Local Consultants
MED	Media
MEO	Mandal Education Officer
MIS	Management Information Centre
MLL	Minimum Levels of Learning
MRC	Mandal Resource Centre
MRP	Mandal Resource Person
MRG	Mandal Resource Group
MTA	Mother Teacher Association
NCLP	National Child Labour Project
NGO	Non-Governmental Organisation
OBB	Operation Blackboard
OP	Equipment Operation & Maintenance
OSE	Out of School Children
PEC	Panchayat Education Committee
PED	Pedagogy & School Improvement
PLM	Planning and Management
PMIS	Project Management Information System
PMT	Project Management
PTA	Parent Teacher Association

R&E	Research & Evaluation
RE	Research Studies
RWS	Rural Water Supply
SA	Salaries
SAM	State Appraisal Mission
SC	Scheduled Caste
SCERT	State Council of Education Research and Training
SCPR	School Complex Resource Person
SEC	School Education Committee
SEN	Children with Special Educational Needs
SHG	Self-Help Groups
SIEMAT	State Institute of Educational Management and Technology
SIET	State Institute of Educational Technology
SPD	State Project Director
SRG	State Resource Group
SSA	Sarva Shiksha Abhiyan
ST	Scheduled Tribes
TC	Teachers Centre
TC	Training Cost including TA & DA
TLE	Teaching Learning Equipment
TLM	Teaching Learning Material
TPR	Teacher Pupil Ratio
UPE	Universal Primary Education
UPS	Upper Primary Schools
VEC	Village Education Committee
VH	Vehicles
VV	Vidya Volunteers (Para Teacher)
WS	Workshops & Seminars

Executive Summary

SSA - EAST GODAVARI

Plan Overview

Broader Strategies

- ❖ Community involvement to develop the school as centre of village and child as centre of the school.
 - School as a place to protect Childs rights
 - Planning for Special focus against child labour
 - Planning simultaneously for the schooling of all the children in the age group of 5 - 14 years.
 - Teacher involvement and motivation.
 - Child tracking and focus on actual completion rates and 100% transition from primary to upper primary stage.
 - Effective convergence with NGOs and other departments for UEE.

1. What are the items planned for?

A) Access

- Improving access by way of opening of 275 New Primary Schools.
- Improvement of access remote, rural and tribal habitations by way of opening of 125 Alternative Schools in scattered agency area.
- Enhancing access to Upper Primary Education by way of upgradation of 704 existing Primary Schools to Upper Primary Schools.
- Access facilitation for the Children with Special Educational Needs (SEN) by making provision for Integrated Education in selected existing primary and UP schools.
- Providing 2 New teachers for primary schools and 4 for New Upper Primary Schools.

B) Enrolment

- Community mobilization and Awareness Campaigns for sensitizing the community and parents on child labour and their education.
- Habitation-wise programme for child tracking - Name-wise lists of children in the age group of 0 - 14 alongwith in-school, out-of school children and Nature of work in which the Out of School children are involved in.
- 100% enrolment of 5-14 years children by 2003.
- 94.5% by 2001, 96.9% by 2002, 100% by 2003.

- Habitation-wise programme for child tracking and conduct of residential and non-residential bridge courses for the mainstreaming of Out of School children.
- Convergence with other schemes for the mainstreaming of Out of School children viz., NCLP, Back to school programme etc.
- Opening of 45 Residential Bridge Course Camps, 1027 Non-Residential Bridge Course Camps and Back to School programmes.
- Involving NGOs and convergence with other departments for total enrollment.

C) Retention

- 100% retention of 5-14 years children by 2006.
- 83.4% by 2001, 90% by 2002, 93% by 2003, 96% by 2004, 98% by 2005, 100% by 2006.
- Making classrooms and schools interesting by way of TLM and other displays.
- Making classroom process more interesting by way of Child centred activity based approaches.
- Clean and Green - School beautification programme.
- Close and continuous monitoring by community.
- Close and continuous monitoring by the department.
- Discouraging repetitions and efforts for regular transition and actual completion rates.
- Regular attendance monitoring in all the primary, upper primary and high schools through MRPs.
- Regular follow-up of mainstreamed child labour and providing additional support.

D) Quality

- Activities for teacher involvement and motivation - Support to Teachers forums - Teachers networks, exhibitions and other professional exchange programmes.
- Development of strong State and District Resource Groups in pedagogy and orientations to teachers viz., existing, newly recruited, untrained teachers.
- Regular on job support to the teachers of primary and upper primary schools through MRCs and MRGs/ DRGs.

- Professional exchange through conduct of TC meetings on monthly basis.
- Appointment of required No. of Teachers, maintenance of proper TP Ratio to 1:40 Providing Teacher Training, capacity building of to MEO, MRPs, DRG and H.Ms and Teachers.
- Establishment of 59 MRCs and 300 Teacher Centres and 1 District Resource Centre.
- TLM grants to all 4498 Primary Schools, 1064 U P Schools, 16667 Primary Teachers, 5820 Upper Primary Teachers and 300 Teacher Centres .
- Review of Curriculum and Textbooks and preparation of Group specific curriculum i.e. Tribal, Child labour, IED.
- Developing and dissemination of pupil interactive material.
- Developing Pupil Assessment Procedures to reflect the pedagogical renewal.
- Development of subject-wise item banks to make pupil assessment procedures more relevant and practicable.
- Conduct of pupil achievement study from time to time to assess the status of pupil achievement both primary and upper primary.
- Special programmes for improvement of Language, Maths, and Science especially 1st generation literates.
- Provision for library books and Children literature in primary and upper primary schools.
- Provision for required TLM as one time grant to UP Schools.
- Special focus on implementation of non-scholastic areas in primary and upper primary schools (SUPW, Art Education, Physical Education, Moral Education) and capacity building of teachers and Field Functionaries.

2. What are the other aspects covered in the plan?

A) Physical / Infrastructural facilities

- Construction of 275 New School Buildings
- Construction of 514 Building to Building less schools
- Construction of 6231 Additional Class Rooms
- 2112 Classrooms for proposed new UP Schools.
- Construction of 59 MRPs and 1 DRC
- Repairs to 1235 school buildings.
- Provision of 7136 Toilets

- Electricity connections to 2851 Schools
- Providing Drinking Water facilities to 2030 Schools

B) Teachers

- Appointment of 550 Teachers to Primary Schools
- Appointment of 1408 Teachers to Upper Primary Schools
- Appointment of 218 Vidya Volunteers
- Appointment of 1499 ECE Workers and 1499 Aayas.

C) Teacher Training

- Constitution of strong District Resource Groups (DRGs) and Mandal Resource Groups (MRGs) in various content areas and their capacity building on regular basis.
- 20 days Training to 9535 regular Teachers
- 60 days Training to 150 Untrained Teachers
- 30 days Induction Training to 550 New Teachers in Primary and 1408 Upper Primary Teachers.
- Training to MEO, and H.Ms on School management and micro planning.
- Training to Vidya Volunteers, Instructors of Alternative Schools, Child Labour Bridge Course Camps,

D) Community Mobilisation & Participation

- School is a place for regular meetings with School Committee Members, Parent Teacher Associations, Self-Help groups like DWACRA, youth groups etc.
- Conduct of Awareness Campaigns, rallies and mobilization of the community for owning and running the schools, reliving the child labour from the employers / domestic work and mainstreaming them.
- Conduct of Bala melas, Mahila melas and village level grama sabhas.
- Training to members of 14,334 School Education Committees
- Development of campaign material and dissemination.
- Exposure visits to School Committee Members and other Self-help groups to the successful schools / places.
- Support to school committees to undertake mobilization against child labour and monitoring the enrollment and retention.

- Conduct of Mandal Level melas / meets with Women Groups and other Self-help groups.
- Support to improve School Infrastructure through cash, kind and service.
- Formation of Habitation Education Core Teams and Mandal Education Core teams.
- Conduct of Bal Melas.

3. Upper Primary Education – New Items Planned?

- Subject-wise Resource Groups will be constituted for upper primary stage and their capacity building (MRG).
- Improvement of access to Upper primary education by way of upgrading 704 existing primary schools into upper primary schools.
- Focussed monitoring on the transition of all the children from Class to class and primary stage to upper primary stage.
- Mainstreaming of Out of School children in the age group of 11 - 14 through Long-term Residential Bridge and Non-Residential Bridge courses.
- Pedagogical renewal through curriculum and textbook revision, subject wise training to all teachers. Separate Resource groups for Upper Primary Schools, Teaching Learning Material (as one time grant of Rs. 50,000 per school), on job support to the teachers through MRGs, regular teachers meet on monthly basis at MRCs for professional exchange and training to all the teachers, subject-wise in content and methodology every year.
- Special emphasis on utilization of available resources in the schools like Library books, Kits, TV, VCR etc
- Supply of TLM to all UP Schools including UP Sections in High Schools.
- Construction of 2 additional classrooms for each new UP School.
- Community involvement for 100% enrolment and retention in the age group of 11-14 years
- DIETs support to UP Schools - Monitoring & on Job support - DIET Lecturers as Academic Leaders - MRC-wise.
- Grants to 59 TCs, Schools (1177) and Teacher Grants (5820) to UP Schools.
- Orientation to chairmen's of SEC of UPS on School support and monitoring.
- Conduct of achievement tests in all subjects to the upper primary classes (Class VI and Class VII) on annual basis.

- Monitoring of transition of upper primary children to secondary classes through community and department monitoring.
- Improving school infrastructure of Upper Primary schools - New buildings, Additional Classrooms, Toilets, Electricity, drinking water, repairs etc.

4. SSA – New aspects in SSA that is not there in DPEP and APPEP?

- Clear target setting on major indicators of UEE - viz., Access, Enrollment, Retention, Quality, Capacity Building with year-wise targets to achieve the goals of SSA by 2003, 2007 and 2010.
- Specific strategies for the schooling of all the children of 5-14 years simultaneously.
- Improving access to upper primary by way of upgradation of existing primary schools (648) to Upper Primary Schools.
- Teacher involvement motivation through Teachers forums, Networking, conduct of exhibitions, melas, professional exchange at MRCs, TCs.
- Constitution and development of strong District Resource Group for training and providing on job support alongwith monitoring.
- Focus is on child rather than teacher or school
- Strong component of community mobilization and participation through conduct of special campaigns, rallies, melas on child labour, their educational issues and to own and run the schools.
- Mainstreaming of children through conduct of Residential & Non- Residential Bridge Courses.
- Convergence among the Department of School Education, NCLP, Social Welfare and Tribal Welfare for the mainstreaming of Out of School children and conduct of Bridge Courses for mainstreaming of child labour.
- A strong component for monitoring the retention of children in primary and upper primary school through involvement of community as a way of monitoring children attendance and dropouts in addition to department initiatives.
- Assistance to School Committees for mobilization for 'Education of All'.
- Augmentation of Civil Works - A Room for a teacher in Primary School and UP School along with HM Room for UP School in addition to provision for school repairs, toilets (Girls toilets separately), Electricity etc.
- Provision for Building repairs & Maintenance (Major & Minor).

- Specific Intervention for focussed groups i.e., Girls, ECE, Tribal, Minorities, Migrated child labour
- SSA is community-based project – formation of habitation teams and mandal teams for participatory planning, implementation and monitoring.
- Preparation of habitation plans by habitation teams and mandal plans by mandal teams.
- Developing institutional networking and support for the quality improvement of primary and upper primary education - DIETs, SCERT, SIET, University departments of education, NCERT, NIEPA and NGOs.
- Convergence with NGOs on UEE.
- Developing suitable Pupil Assessment Procedures for primary and upper primary level and conduct of pupil achievement tests (external) on annual basis.
- Specific quality initiatives to upper primary stage i.e., providing teaching learning equipment, library books and children literature, professional support mechanisms through MRGs, DRGs and DIETs, curriculum textbook renewal.
- Science improvement programme through conduct of Science Camps and other science fairs / melas.

5. Capacity Building - New Institutions for professional Support and Networking

- Professional Resource Centres at Mandal Level i.e., Mandal Resource Centres (MRCs) for providing in-service training to the existing teachers alongwith on site support and monitoring children progress.
- Teacher Centres for professional exchange among primary and upper primary teachers.
- Management of schools by Community.
- Community participation and preparation of Habitation Education Plans and implementation.
- Flexibility for arranging the Bridge Course for child labour.
- Capacity building of DIETs viz., infrastructure and HRD for academic monitoring of schools and provide on site support to primary and upper primary teachers, conduct of studies, surveys, alongwith acting as academic incharges at mandal level.

- Networking with Teachers groups, NGOs and other professional organizations.

6. Addressing Focused Groups – strategies.

A) Girls' Education

- Habitation-wise database - Name-wise lists of Girl children who are out of school / child labour.
- Schools for girls through convergence alongwith attached hostels by the departments of Social Welfare and Tribal Welfare.
- Mainstreaming of girl children who are out of school through conduct of 5 residential bridge course camps and non-residential bridge courses.
- Conduct of gender issues workshops.
- Involvement of Women groups and other Self Help groups for motivating community and parents for the schooling of girl children.
- Conduct of campaigns, rallies alongwith campaign material.
- Sensitizing the community and parents in Low Female Literacy habitations against girl child labour and their educational issues.
- Separate toilets for girls in Upper Primary Schools.
- Training to Mothers Associations.

B) Early Childhood Education

- Opening of 1499 ECE Centres
- Support to 2039 existing Anganwadi centres
- Convergence with Anganwadi centres of ICDS to make them run in school premises during school hours.
- Capacity building of ECE / Anganwadi instructors through training, meets, rallies etc.
- TLM to ECE / Anganwadi Centres.

C) Child Labour

- Convergence with NCLP, Social Welfare Department, NGOs, MVF and other departments for reliving child labour and their mainstreaming.
- Assistance from Departments of Railways, Police, Labour for street children and platform children.
- Creating awareness and sensitization of the public 'that right place for the child is the School' and enforcement of Child Rights Act.

- Campaigns / rallies at Habitation-level sensitizing community, parents on child labour and their education.
- Formation of habitation-wise core groups with youth and other self help groups to campaign on child rights and to relieve child labour and mainstream them.
- Conduct of Residential (45) and Non-Residential bridge course camps (1027).
- Convergence with other programmes such as NCLP, Back to School Programmes and NGOs for the mainstreaming of Out Of School children.
- Support to community for their efforts on mobilization for the norm that no child should work - the best place for the child is school.
- Preparation of modules and literature on the process of mainstreaming.
- Special strategies for the street children, platform children and other forms of child labour.
- Exposure visits to the mobilisers, Youth groups and camp volunteers to the successful camps, child labour free habitations to witness and feel the mobilization process and community involvement.

D) Child with Special Educational Needs (SEN)

- Name-wise lists of children with SEN - Habitation-wise.
- Conduct of Assessment camps at mandal levels.
- Training to Teachers on IED
- Resource Persons at mandal and district level
- Preparation of module for children of Disabled
- Provision for TLM and Teacher Grants and other forms of Teaching Learning Equipment.

E) Tribal children

- Improvement of access for schooling in remote tribal habitations by way of opening of Alternative Schools and GVVKs and upgradation of Primary schools to UP Schools.
- Conduct of back to school programme at Deepthi Centres at Mandal Head Quarters.
- Training and awareness building to VTDA's and VSS.
- Special training and capacity building to SERPs and School Committees.
- Campaigns and mobilisation activities

- Involvement of NGOs for tribal development
- Residential & Non Residential camps for the mainstreaming of Out of School children.
- Special need based training to SCRP's and Teachers
- Construction of Mandal Resource Centres
- Release of TC, School, Teacher Grant to the schools in tribal areas.
- Development of bi-lingual TLM for teachers and children.
- Free textbooks, uniforms, medical aid through convergence.
- Melas and exhibitions for community participation.
- Strong convergence with all the programmes of ITDA's on Education component.

F) Minority children

- Opening of Primary Schools and Upper Primary Schools.
- Upgradation of Schools
- Supply of Books in Urdu medium.
- Teacher training in the respective mediums alongwith supply of TLM
- Providing School Grants, Teacher grants to minority schools.

7. Systems improvement for monitoring and follow-up

A) Database

- Maintain basic information about schools, Teachers, children, enrollment, retention, achievement etc at school level and maintaining the data at mandal point as basic unit.
- Habitation wise information on children in the age group of 0-14 years.
- Maintain Habitation-wise, Name-wise lists of Out of School children in the age group of 5 - 14 years.
- Provision of Computers and Computer Operator at Mandal Level for data management.

B) Validation

- Review the data collected from the field once in a month at mandal level and district level
- Validation of data at village level in grama sabhas on quarterly basis.
- Sharing the data in teachers meetings at mandal level.

C) Updation

- Provision for regular updation of data on major indicators of UEE alongwith school facilities at mandal point through computers.

D) Utilisation

- Data transfer from mandals to schools after analysis.
- Discussion of school-wise data in TC meetings and checking the targets and achievements.
- Using the data for the purpose of planning at habitation level, mandal level and district level.
- Data use for target fixing and for planning suitable strategies.
- Data sharing between mandals, districts and state on a regular basis through Internet.

8. Identification of schools and teachers - supervision and monitoring

- Identification of schools and teachers by way of categorization of schools into 'A', 'B' and 'C' categories based on the various performance indicators.
- Onsite support to schools and teachers through MRPs, MRGs and DRGs.
- Support to teachers' networking; conduct of academic forums - Way for the involvement of teachers with positive outlook in school development programmes.
- Academic monitoring of schools by DIET staff.
- Identification of effective schools - Alternative Schools, Primary Schools, Upper Primary Schools, ECE Centres, Child Labour Camps, School Committees, MRCs, TCs etc and monitoring for further improvement.
- Capacity building of field staff i.e., MEOs, DRGs, TC Coordinators, DPO staff, Dy.E.Os and D.E.Os on pedagogical renewal and school support systems.

ACCESS

PRESENT POSITION AND REQUIRED SCHOOLS - PRIMARY & UPPER PRIMARY

Total No of Habitations	Habitations with Primary schools	Percentage of Gap	Habitations with UPs	Percentage of gap as per the norms of the UPs with in the radius of 3 KM
3478	3159	9.18	810	50

Proposed

275

Nil

704

Nil

125 Scattered Habitations in the Agency area is not possible to open a regular school

District Enrolment Target for the period 2001 - 2010

Sl.No	Year	Projected population 5-14	Enrollment	% of Enrollment	OSC
1	2000 - 01	910131	859821	94.5	50310
2	2001 - 02	936524	907524	96.9	29000
3	2002 - 03	963683	963683	100	
4	2003 - 04	991630	991630	100	
5	2004 - 05	1020387	1020387	100	
6	2005 - 06	1049979	1049979	100	
7	2006 - 07	1080428	1080428	100	
8	2007 - 08	1111760	1111760	100	
9	2008 - 09	1144001	1144001	100	
10	2009 - 10	1177178	1177178	100	

Microplanning survey

TARGETS for Retention for the period of 2001 - 2007

S. No	Year	SAC (5 - 14)	Enrollment	Tot. Retention	% of Retention	Dropout
1	2000 - 01	910131	859821	717832	83.4	141989
2	2001 - 02	936524	907524	816772	90	90752
3	2002 - 03	963683	963683	896225	96	67458
4	2003 - 04	991630	991630	951965	96	39665
5	2004 - 05	1020387	1020387	999979	98	20408
6	2005 - 06	1049979	1049979	1049979	100	0
7	2006 - 07	1080428	1080428	1080428	100	0
8	2007 - 08	1111760	1111760	1111760	100	0
9	2008 - 09	1144001	1144001	1144001	100	0
10	2009 - 10	1177178	1177178	1177178	100	0

COVERAGE OF OUT OF SCHOOL CHILDREN NEVER ENROLLED / IRREGULAR

Sl. No	Year	Out of School children			Coverage											Balance of Out of School children
		Back log	Irregular	Total	Residential bridge camps								Non residential bridge courses @ 80 per year per centre		Total coverage	
					SSA @ 300		NCLP @ 100		Back to School @ 75		Total					
					camps	students	camps	students	camps	students	camps	students	camps	students		
1	2001-2002	50310	141989	192299	20	6000	15	1500	30	2250	65	9750	1200	96000	105750	86549
2	2002-2003	86549	90752	177301	25	7500	15	1500	30	2250	70	11250	1200	96000	107250	70051
3	2003-2004	70051	67458	137509	10	3000	10	1000	15	1125	35	5125	1200	96000	101125	36384
4	2004-2005	36384	39665	76049	5	1500	2	200	5	375	12	2075	800	64000	66075	9974
5	2005-2006	9974	20408	30382	5	1500	2	200	5	375	12	2075	353	28307	30382	0
6	2006-2007	0	0	0	0	0	0	0	0	0	0	0	0	0	0	0
7	2007-2008	0	0	0	0	0	0	0	0	0	0	0	0	0	0	0
8	2008-2009	0	0	0	0	0	0	0	0	0	0	0	0	0	0	0
9	2009-2010	0	0	0	0	0	0	0	0	0	0	0	0	0	0	0

Budget Summary
Intervention-wise Budget Estimates - East Godavari District

(Rs. in lakhs)

	Intervention Name	2001-02	2002 - 03	2003 - 04	2004 - 05	2005 - 06	2006 - 07	2007 - 08	2008 - 09	2009 - 10	Total
1	Project Management	36.120	47.060	47.060	51.060	53.780	54.100	55.900	58.400	60.380	463.860
2	Planning & Management	9.770	9.770	9.770	9.770	9.770	9.770	9.770	9.770	9.770	87.930
3	Research, Evaluation, Monitoring & Supervision	41.590	42.010	42.010	41.460	45.010	41.010	41.010	41.010	41.010	376.120
4	Community Mobilizaiton & Participation	69.880	62.880	55.880	55.880	55.880	41.130	13.670	13.670	13.670	382.540
5	Access & Alternative Schooling	665.950	1168.630	1307.050	1360.270	1484.321	2399.140	2399.140	2399.140	2399.140	15582.781
6	Civil Works	3063.850	4716.000	5679.560	165.600						13625.010
7	Pedagogy & School Improving	755.437	799.972	963.912	641.572	588.597	582.697	581.697	581.197	579.697	6074.778
8	Education of Focussed										
	a) Girl Child Education	84.000	84.000	84.000	84.000	4.000	4.000	4.000	4.000	4.000	356.000
	b) Early Childhood Education	291.511	364.727	369.334	364.227	368.834	364.227	368.834	351.844	368.834	3212.372
	c) Children with Special Educational Needs	23.802	29.972	28.610	28.692	29.290	28.692	28.110	29.872	28.110	255.150
9	Distance Education	10.380	11.380	11.380	9.470	9.380	9.380	9.380	9.380	9.380	89.510
10	Media & Advocacy	8.000	10.500	10.000	7.400	6.000	5.000	5.000	5.000	4.000	60.900
11	Management Information System	17.522	38.262	35.262	35.262	35.262	35.262	35.262	35.262	34.262	301.618
	Total	5077.812	7385.163	8643.828	2854.663	2690.124	3574.408	3551.773	3588.545	3552.253	40868.569

Budget Summary
Account-wise Budget Estimates - East Godavari District

(Rs. in lakhs)

	Account Name	2001-02	2002 - 03	2003 - 04	2004 - 05	2005 - 06	2006 - 07	2007 - 08	2008 - 09	2009 - 10	Total
1	Civil Works	3063.850	4716.000	5679.560	165.600	0.000	0.000	0.000	0.000	0.000	13625.010
2	Furniture	32.000	1.500	0.000	0.500	1.500	0.500	0.500	1.500	0.000	38.000
3	Equipment	26.270	50.270	40.270	3.770	3.270	3.270	3.270	3.270	1.770	135.430
4	Vehicles	9.360	9.360	9.360	9.360	10.080	8.400	7.200	7.200	7.680	78.000
5	Books & Libraries	56.160	76.580	82.480	43.530	35.665	30.265	29.765	30.265	29.765	414.475
6	Training Cost, TA & DA	350.849	400.404	362.919	376.574	308.490	313.774	300.809	301.391	300.809	3016.019
7	Workshops & Seminars	16.025	17.025	18.025	17.025	15.025	15.025	15.025	13.025	13.025	139.225
8	Awareness Campaign	85.360	80.360	72.860	70.260	66.610	50.860	23.400	23.400	22.400	495.510
9	Salaries	238.420	683.500	965.750	1069.630	1173.500	2392.520	2395.020	2397.520	2400.020	13715.880
10	Consumables	6.200	8.800	8.800	8.800	8.800	8.800	8.800	8.800	8.800	76.600
11	Teaching Learning Material	414.650	339.870	543.340	262.700	277.600	258.700	275.690	258.700	275.690	2906.940
12	Research Studies	40.230	40.650	40.650	40.100	43.650	39.650	39.650	39.650	39.650	363.880
13	Equipment Operation & Maintenance	14.540	19.460	19.460	19.460	19.460	19.460	19.460	19.460	19.460	170.220
14	Consultants	1.600	2.400	2.400	2.400	2.400	2.400	2.400	2.400	2.400	20.800
15	Innovations	0.000	33.000	33.000	43.000	1.000	1.000	1.000	1.000	1.000	114.000
16	Honorarium	303.228	429.784	429.784	429.784	429.784	429.784	429.784	429.784	429.784	3741.500
17	Access	419.070	476.200	335.170	292.170	293.290	0.000	0.000	1.180	0.000	1817.080
		5077.812	7385.163	8643.828	2854.663	2690.124	3574.408	3551.773	3538.545	3552.253	40868.569

Budget Summary

**Objective-wise distribution of Project Cost - Budget Estimates - East
Godavari District**

(Rs. in lakhs)

	Year	Access	Enrollment	Retention	Quality	Capacity Building	Total
1	2001 - 02	1888.390	67.110	2126.238	791.654	204.420	5077.812
2	2002 - 03	2464.270	61.610	3762.032	791.269	305.982	7385.163
4	2003 - 04	2257.390	54.110	5079.809	970.637	281.882	8643.828
5	2004 - 05	1451.370	52.510	506.132	651.269	193.382	2854.663
6	2005 - 06	1503.610	51.110	348.149	650.653	136.602	2690.124
6	2006 - 07	2421.840	36.360	360.532	625.654	130.022	3574.408
7	2007 - 08	2421.840	8.900	348.149	642.062	130.822	3551.773
8	2008 - 09	2423.020	8.900	348.149	623.654	134.822	3538.545
9	2009 - 10	2421.840	8.900	348.149	640.062	133.302	3552.253
	Total	19253.570	349.510	13227.339	6386.914	1651.236	40868.569

Budget Summary
Investment (Non-recurring) & Recurring cost-wise distribution of
Project Cost - Budget Estimates -
East Godavari District

(Rs. in lakhs)

	Year	Recurring	Non- Recurring	Total
1	2001 - 02	1367.908	3709.904	5077.812
2	2002 - 03	1910.284	5474.879	7385.163
4	2003 - 04	2274.504	6369.324	8643.828
5	2004 - 05	2054.744	799.919	2854.663
6	2005 - 06	2203.454	486.670	2690.124
6	2006 - 07	3106.464	467.944	3574.408
7	2007 - 08	3125.954	425.819	3551.773
8	2008 - 09	3111.464	427.081	3538.545
9	2009 - 10	3130.954	421.299	3552.253
	Total	22285.730	18582.839	40868.569

Budget Summary

Distribution of Total Project costs across Civil Works, Project Management and other components

(Rs. in lakhs)

S. No	Amount	Civil Works	Management	Other Programmes	Total
1	2001 - 02	3063.850	36.120	1977.842	5077.812
2	2002 - 03	4716.000	47.060	2592.103	7355.163
4	2003 - 04	5679.560	47.060	2887.208	8613.828
5	2004 - 05	165.600	51.060	2598.003	2814.663
6	2005 - 06		53.780	2636.344	2690.124
6	2006 - 07		54.100	3520.308	3574.408
7	2007 - 08		55.900	3495.873	3551.773
8	2008 - 09		58.400	3480.145	3538.545
9	2009 - 10		60.380	3491.873	3552.253
	Total	13625.010	463.860	26679.699	40768.569

SARVA SHIKSHA ABHIYAN : EAST GODAVARI
Appraisal Comments - Action taken

S. No	Item	Yes / No	Chapter	Pages
1.	Plan for entire district (All Mandals)	YES	1 - 14	
2.	Project Proposals upto 2010.	YES	12	
3.	A Geographical map of the district showing mandals	YES	FRONT	
4.	Population - Male, Female, Rural, Urban distributions & Percentage of SC & ST Population - No. of P.H.C	YES	1	3-4
5.	Literacy Rates - Male, Female, Rural/Urban Literacy Rates (Time Series)	YES	1	5
6.	Diagnostic Studies have not been under taken (Any research studies undertaken at district - include the summary of findings)	YES	2	12 -19
7.	Distribution of schools according to enrollment size & no. of sections.			
8.	TLM facilities - OBB material, AV Equipment (TV, VCP, RCCR etc) - Distribution of schools.	YES	2	20-22
9.	Orientation to functionaries at different levels on the objectives & guidelines	YES	3	34-35
10.	Planning Process - Mention no. of meeting with various department	YES	3	32-37
11.	Convergence with other departments	YES	3	41-42
12.	No. of NGOs working in the district for the UEE - possible areas of convergence.	YES	3;	38-41

S. No	Item	Yes / No	Chapter	Pages
13.	Total Habitations	YES	1	
14.	Size & Growth of Private Schools (Primary, Upper Primary & High Schools) - Trend Analysis	YES	2	6
15.	No. of Primary & Upper Primary schools over a period of time & Management-wise (Time Series).	YES	6	75
16.	Habitations with Primary, Upper Primary Schools and Gap	YES	2	6
17.	Targets - Target for Opening of Primary Schools & Upper Primary Schools	YES	5	54,55
18.	Boys & Girls enrollment in Primary & Upper Primary Schools - GER for Boys, Girls, SC, ST etc	YES	5	57,58
19.	Break up of age specific child population (projected) at present and in future years upto 2010.	YES	5	60
20.	Target - Target to achieve 100% enrollment - Primary and Upper Primary (5 - 14 years)	YES	5	63
21.	Mainstreaming of Out of School children (Never enrolled and dropout - Target and coverage)	YES	5	66
22.	Retention Rates (Boys & Girls) at Primary & Upper Primary schools (time series).	YES	5	65
23.	No. of Primary Schools graduates completion rates - Boys & Girls (time	YES	5	65-66

S. No	Item	Yes / No	Chapter	Pages
	series).			
24.	Transition rate from Primary to Upper Primary & UPS to High schools (time series).		5	58,59
25.	Target Setting - Projected retention in the years to come 2001 - 2007 - Primary & Upper Primary.	YES	5	63,65
26.	Separate targets for Primary & Upper Primary schools for four objectives of UEE i.e., Access, Enrollment, Retention & Quality of Education	YES	6	81,83
27.	Teachers No. of Teachers (Male & Female) over a period of time, Pupil - Teacher Ratio at Primary & Upper Primary level of Education (time series).	YES	6	75,76
28.	Distribution of schools according to no.of teachers in primary & upper primary school level - (according to subject specialization) - time series	YES	6	75,76
29.	wholistic Pedagogic vision for schools - classrooms - Primary and Upper Primary schools	YES	6	76,77,78
30.	Quality Initiatives for UPS - School Improvement Activities	YES	6	79-82
31.	UPS - All operational areas viz., both content & pedagogy	YES	6	80-83
32.	Intervention such as curriculum review, textbook reviewed, development of	YES	6	96

S. No	Item	Yes / No	Chapter	Pages
	TLM & incorporate them in plan.			
33.	Curriculum making it group Specific	YES	6	17
34.	Table showing reflecting various training programmes to be conducted for various areas and levels of functionaries duly mentioning duration, frequency, level, target group etc. (Table format)	YES	6	82
35.	Pedagogical Strategies Proposed - District level only		6	83-86
36.	Monitoring UPS - MRC & TC Role	YES	6	86-90
37.	Training for UPS - inclusion of UPS - Implication for SCERT & DIETs	YES	6	83,85
38.	TLM - who will develop	YES	6	91
39.	Plan for Focussed Groups - require special efforts & strategies.	YES	7	97
40.	Identification of disabled children - strategies	YES	7	107-108
41.	Child Labour - Active interaction with MVF & Pedagogic transitional skills & deas.	YES	7	112-113
42.	Number of Primary Schools & Upper primary Schools to be sanction - for providing building and other infrastructure	YES	9	115,116

S. No	Item	Yes / No	Chapter	Pages
43.	Infrastructure assessment plans - Status	YES	9	114A,114B
44.	Major repairs - Toilets, drinking water to be given high priority	YES	9	119
45.	Addl. Classrooms as per Teacher (include new teachers) & enrollment coverage by other schemes.	YES	9	116
46.	Cost of repairs & maintenance of school building (Rs. 5000/- per school per year) is need to be indicated under civil works instead of school improvement head.	YES	9	118
47.	Unit cost of school building	YES	9	115
48.	Phasing of Civil works - phased manner selection of Engineers, Training etc in the first year	YES	9	122
49.	Physical Facilities - Schools with buildings	YES	9	14A,14B
50.	Distribution of Schools according to number of rooms, Major & Minor repairs, toilets for girls	YES	9	14A,14B
51.	Costings - Keep Civil Works cost with in 33% of Total Project Cost	YES	11	TABLES 1-11
52.	Separate Section costing give the details of unit costs for salary, Furniture, Training, Equipment Studies, should be given	YES	14	

Norms and Interventions under SSA – East Godavari District

S. No	Intervention	Norm	Proposed	Total Physical Target	Chapter & P.Nos in which it is mentioned	
					Chap	Pages
1	Teacher	1 teacher for every 40 children in Primary and UP Schools and atleast two teachers in a primary school	2 teachers per new school proposed	3746 new teachers (2540 Primary, 1206 Upper Primary) to existing schools and 550 teachers to new schools (2 teachers per school for 275 schools)	V, Plan Over View	61, 2
2	School / Alternative schooling facility	Within 1 K.M of every habitation	275 new Schools, 863 EGS centres proposed	275 new Schools, 863 EGS centres	V	54
3	Upper Primary schools / Sector	As per requirement upto a ceiling of 1 UPS / Section for every 2 primary schools	Upgradation of 704 existing primary school to UPS	704 UPS	V	56
4	Classrooms	A room for every teacher in primary, UP Schools and H.M room for UP Schools	6231 Additional rooms to the existing primary and upper primary schools	6231 Additional Classrooms	IX	118

S. No	Intervention	Norm	Proposed	Total Physical Target	Chapter & P.Nos in which it is mentioned	
					Chap	Pages
5	Free textbooks	To all SC, ST Children at primary and UP schools by Govt. of A.P	To all children in Primary & backward classes for UP	By Govt. of A.P	II	19
6	Civil works	Ceiling of 33% of SSA Costs BRCs, CRCs and infrastructure plans	Construction of 275 new school buildings, 542 buildings to Buildingless Primary schools and 59 MRCs and 1 DRC.	275 new school buildings, 542 buildings to Buildingless Primary schools, 59 MRCs and 1 DRC	IX	117, 119, 130
7	Maintenance and repairs of school buildings	Only through school management committees, Rs. 5000/- per school for minor repairs and more to the major repairs	Repairs to 2542 school buildings (1634 Major & 908 Minor)	Repairs to 2542 school buildings (1634 Major & 908 Minor)	IX	120
8	Upgradation of EGS to regular school	Nil	Nil	Nil	Nil	Nil
9	TLE for upper primary Schools	Rs. 50,000/- per school for uncovered schools through school committees	TLE grant to 360 UP Schools	TLE Grant to 360 UP schools	VI & XI	92, 162

S. No	Intervention	Norm	Proposed	Total Physical Target	Chapter & P.Nos in which it is mentioned	
					Chap	Pages
10	Schools grant	Rs. 2000/- per year per primary & UP Schools through School Committees	3832 Primary, 817 Upper Primary Schools	3832 Primary, 817 UP Schools	VI & XI	92, 162
11	Teacher grant	Rs. 500/- per teacher per year in primary and UP Schools/	9335 Primary Teachers and 3268 UP Teachers	9335 Primary Teachers & 3268 UP Teachers	VI & XI	92,162
12	Teacher training	Provision of 20-days in-service course for all existing teachers, 30-days to freshly recruits, 60-days to untrained teachers and Rs. 70/- per day per person.	9535 primary teachers, 3268 UP teachers, induction to 3746 new teachers, Training to 150 Untrained teachers	9535 primary teachers, 3268 UP teachers, induction to 3746 new teachers Training to 150 Untrained teachers	VI & XI	81,82,84, 162
13	Training of community leaders	For a maximum of 8 persons in a village for two days in a year Rs. 30/- per day per person.	Orientation School Committee Members 14076	14,076 SEC Members per year	XI	152

S. No	Intervention	Norm	Proposed	Total Physical Target	Chapter & P.Nos in which it is mentioned	
					Chap	Pages
14	Provision for disabled children	Up to Rs. 1200/- per child for integration of disabled children and networking.	Assessment camps in all the 59 mandals and TLM to all IED Centres and Resource Persons @ 3 per mandal	59 assessment camps, 177 RPs to 59 mandals and TLM	XI	172
15	Research, Evaluation, Supervision and monitoring	Up to Rs. 1500/- per school per year for Primary and UP Schools & involvement of Resource Institutions.	Studies - 118 Action Researches - 18, achievement Studies (annual) etc	Studies, Action Researches, Achievement Studies etc	XI	149
16	Management cost	Not to exceed 6% of budget of the district, provision for consultancy	Salaries to DPO staff, furniture, equipment, Vehicles, TA,DA etc	Staff - 20, Vehicles - 5, Consts - 2	XI	143
17	Innovative activity for Girls Education, Early Childhood Care & Education, interventions for children belonging to SC / ST community, computer education specially for upper primary level	Up to Rs. 15,00,000/- for each innovative project and Rs. 50.00 lakhs for a district	20 Residential Bridge Courses for girls, Community mobilization, opening of 1499 ECE centres and convergence with 2039 Anganwadies, training to 3538 Anganwadi instructors		VII & XI	106,170

S. No	Intervention	Norm	Proposed	Total Physical Target	Chapter & P.Nos in which it is mentioned	
					Chap	Pages
18	Block Resource Centres / Cluster Resource Centres	Rs. 6.00 lakhs ceiling for BRC building construction and Rs. 2.00 lakhs for CRC, deployment of 20 teachers to BRC for 100 and more schools and 10 teachers for less than 100 teachers, provision of furniture @ Rs. 1.00 lakh for BRC and Rs. 10,000/- for a CRC, contingent grant of Rs. 12,500/- for a BRC and Rs. 2,500/- per CRC.	59 MRCs, 218 MRPs, 300 Teacher Centres and 1 DRC alongwith constructions and HRD	59 MRCs, 218 MRPs, 300 Teacher Centres and 1 DRC alongwith constructions and HRD	VI, XI	87,89,92, 162,163
19	Interventions for Out of School children	As per the norms of EGS and AIE	50 Residential bridge course camps, 1027 Non-Residential bridge courses, 173 Bridge courses for EGS and 85 back to school programme camps	50 Residential bridge course camps, 1027 Non-Residential bridge courses, 173 Bridge courses for EGS and 85 back to school programme camps	V & XI	71,73, 155

S. No	Intervention	Norm	Proposed	Total Physical Target	Chapter & P.Nos in which it is mentioned	
					Chap	Pages
20	Preparatory activities for Micro planning, Household surveys, Studies, Community Mobilisation, school - based activities, office equipment, training and orientation at all levels etc.	As per specific proposals of a district duly recommended by the state	Planning exercise in 59 mandals, Training to 218 MRPs on micro planning and school improvement plans	Planning exercise and 59 mandals, Training to 218 MRPs on micro planning and school improvement plans	XI	146

Note : UNIT costs & financial estimates for all initiatives are at Chapter XIV

Chapter I

Demographic Profile of East Godavari District

1.1 INTRODUCTION

SSA is an overall national framework for universalisation of Elementary Education. It is an effort to universalize the elementary education by community ownership of the school system. It is a convergent and holistic effort to implement the universalisation of Elementary Education in a mission mode. It is a response to the demand for quality basic education and an opportunity for promoting social justice through basic education.

SSA aims at effectively involving the panchayat Raj Institutions, the School Management Committees, the village level Education Committees, the Parent Teacher Associations, the Mother Teacher Associations and the Tribal Autonomous Councils in the management of elementary schools. It provides useful elementary education for all children in the age group of 5 to 14 by 2010. Its objective is to enroll all school age children in school, Education Guarantee Center, Alternate School or Back to School Camp by 2003, complete five years of schooling by 2007, and complete elementary schooling by 2010.

SSA focuses on elementary education of satisfactory quality with emphasis on education for life. It emphasizes universal retention of children by 2010. It focuses on bridging all gender and social category gaps by 2010.

The Government of India has approved the SSA programme and decided to extend this programme to the following four districts in Andhra Pradesh.

1. East Godavari
2. Krishna
3. Hyderabad
4. West Godavari

It is with the view to achieve universalisation of Elementary Education within the time frame of SSA, the perspective plan for East Godavari District was prepared as per the norms suggested in the draft framework for implementation of SSA.

1.2 Salient Features of East Godavari District

East Godavari District is closely associated with the river Godavari, occupying a major portion of the delta area. It is situated in the north east coast of Andhra Pradesh. It is bounded on the north by Visakhapatnam District and the State of Orissa; on the east and south by the Bay of Bengal and the west by Kammam and West Godavari districts. The district extends between the latitudes of 16 degrees 30 minutes and 18 degrees 20 minutes north and the longitudes of 81 degrees 30 minutes and 82 degrees 30 minutes east. The district can be broadly divided into three zones namely, the agency, the delta and the uplands. Its head quarters are located at Kakinada.

The elevation of the district varies from a few meters near the sea to about 300 meters in the hills of the agency. Its climate is very warm in the months of April, May and June. Sixty five percent of the annual rainfall is received during the South West Monsoon period and the major portion of the rest is received during the North East Monsoon period. The total forest area in East Godavari District is 2850 Sq.Kms. It works out to 26.4 percent of the total geographical area of the district. Three fourths of the forest area is hilly and the rest is plain. The forests in the district are of four types:

- a) Southern tropical dry deciduous forests
- b) Southern tropical Secondary moist deciduous forests
- c) Southern tropical thorn forests
- d) Moist tropical seral forests.

The vegetation of East Godavari District can be broadly divided into:

- a) Coastal Vegetation
- b) Vegetation of the Plains
- c) Vegetation of the low-lying hills
- d) Vegetation of the hills.

Alluvial, Red-soil, Sandy Loams and Sandy clay are the main soils in the district. Bauxite, clay, graphite and tungsten ore are some of the important minerals found in the district. River Godavari is the main source of irrigation in the district. Canals, tanks, tube wells etc., are the sources of water to the crops in the district.

There are large, medium and small-scale industries in the district. Five Industrial Estates were established in the district. They are located at Kakinada, Simalkota, Dowleiswaram, Gopalapuram and Rampachodavaram. The district is covered by double line broad gauge railway from Rajahmundry to Tuni and single line broad gauge railway from Samalkota to Kakinada. All places in the district are connected by roads. Annavaram, Anthervedi, Draksharama, Korukonda, Mandapalli and Pithapuram are some of the important religious places in the district.

13 Population

Table 1.3(a)

Area, number of mandals, inhabited villages, towns and their density

Yr.2001

Area in sq. km	No. of Mandals	No. of Inhabited Villages	No. of Towns	No. of Wards	Density
10,807	59	1,325	17	260	451

Micro Planning Survey

Table 1.3b

Distribution of population, growth rate and sex ratio

Yr.2001

YEAR	POPULATION		
	Male	Female	Total
1991	2272962	2263260	4541222
2001	2445811	2426811	4872622

Micro Planning Survey

Table 1.3c

SEX RATIO & GROWTH RATE

981	1991	2001		1971-81	1981-91	1991-01
993	998	998		19.88	22.70	7.37

C& DSE, Hyderabad

1.3.1 Scheduled Castes and Scheduled Tribe population:

As per 1991 census, the population of SCs and STs in the district is 8,26,057 and 1,76,083 respectively. This constitutes 18.19% and 3.9% of the total population respectively as against the state percentage of 7.80% and 4.19%.

The tribal population in East Godavari district is mostly concentrated in 559 villages of 7 mandals known as the agency area. These 7 mandals are: 1) Rampachodavaram, 2) Devipatnam, 3) Gangavaram, 4) Maradumalli, 5) Rajavommangi, 6) Addateegala and 7) Y.Ramavaram. In addition, parts of three other mandals, namely, 8) Shankavaram, 9) Kotananduri and 10) Prattipadu comprise of a significant tribal population spread over 49 villages.

Table 1.3.1

Population of SCs and STs and their percentage

Caste	Population			Yr.1991 % of Population		
	Male	Female	Total	Male	Female	Total
SCs	414038	412019	826057	18.21	18.16	18.19
STs	88270	87813	176083	3.88	3.87	3.88

C & DSE, Hyderabad

1.3.2 Literacy rates:

East Godavari district is considered to be one of the educationally forward districts in the state with a literacy rate of 48.79% as against the state literacy rate of 44%. The literacy rate, male and female of the district is 55.32% and 42.26% respectively. As per the 2001 census, the literacy rate of East Godavari District is 65.49. The male and female literacy rates of the district are 69.97 and 61 respectively.

Population - Literacy Rates

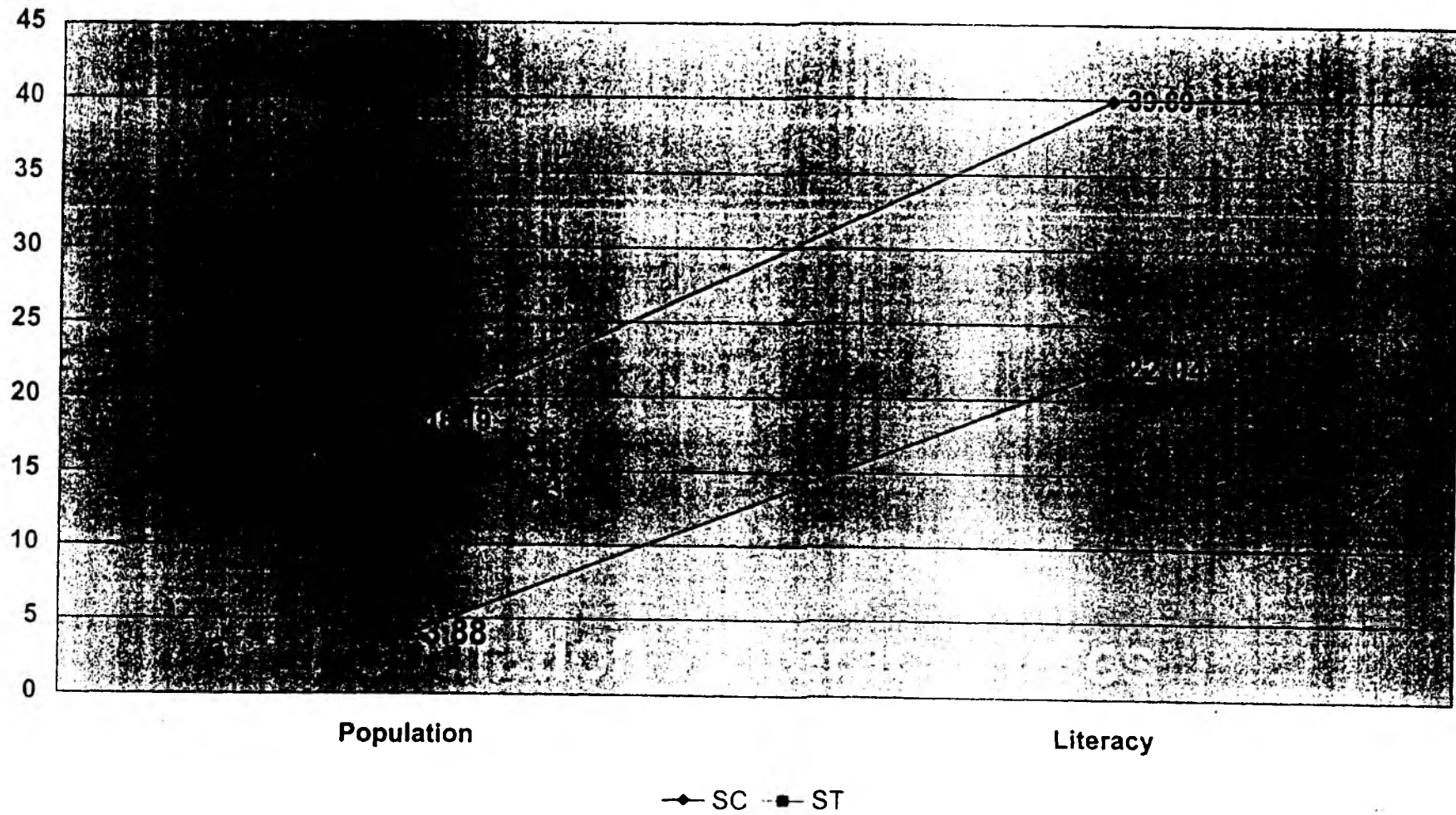


Table 1.3.2**Literacy rate of General, SC and ST population**

	Rural			Urban			Yr. 1991 Total		
	Male	Female	Total	Male	Female	Total	Male	Female	Total
Gen	49.72	37.12	43.42	72.76	58.27	65.52	55.32	42.26	48.79
SC	44.03	29.94	37.01	62.26	47.11	54.67	46.98	32.75	39.89
ST	25.81	15.47	20.62	58.84	39.30	50.24	27.56	16.48	22.04

C & DSE, Hyderabad

ACCESS

PRESENT POSITION AND REQUIRED SCHOOLS - PRIMARY & UPPER PRIMARY

Total No of Habitations	Habitations with Primary schools	Percentage of Gap	Habitations with UPs	Percentage of gap as per the norms of the UPs with in the radius of 3 KM
3478	3159	9.18	810	50

Proposed

275

Nil

704

Nil

125 Scattered Habitations in the Agency area is not possible to open a regular school

Chapter II

EDUCATIONAL PROFILE OF THE DISTRICT

2.1 Access

98% of the rural populations in the district possess access to primary schooling facility within a walking distance of 1 km. About 65% of population have an upper primary school or upper primary sections in high schools within a distance of 3 km.

Table 2.1
Type / Management wise institutions (1999-2000)

TYPE-WISE AND MANAGEMENT-WISE INSTITUTIONS IN EAST GODAVARI DISTRICT(1999-00)							
S.No.	TYPE/MANAGEMENT	PRE-PRIMARY	PRIMARY	UPPER PRIMARY	HIGH SCHOOLS	HIGHER SECONDARY	TOTAL
1	Central Government	0	0	0	1	2	3
2	State Government	0	284	24	48	0	356
3	M.P.P / Z.P.P	0	2414	230	289	0	2933
4	Municipal	2	181	41	32	0	256
5	Private Aided	1	116	38	46	0	201
6	Private Un-aided	2	199	123	90	1	415
	TOTAL	5	3194	456	506	3	4164

C & DSE, HYDERABAD

Mandalwise list of schools (type-wise) is given in Appendix 2.1

2.2 Enrollment:

The total number of school age children between 5 to 14 years is around 9,62,525 and among them 31% are out of school as on 16.7.2000. The vision 2020 document identified two important goals to achieve by the year 2005. The first is that the overall literacy in the state must be 85% and the second is that there will be no child labour by 2005. The literacy rate of the district is 48.79%. The literacy rates of women, backward classes, scheduled caste and scheduled tribes are still below the district average.

The total number of school age children as on 2001 is 9,10,131 and among them 4,60,138 are boys and 4,49,993 are girls. The total number of children enrolled in the school is 7,17,832. Nearly 21 % of the school age children are *out of school children*. The details of the children who were enrolled in the age group of 5 – 14 years are given below.

**Table 2.2:
Details of Enrollment**

Age group	Population			Enrolled			To be Enrolled		
	Boys	Girls	Total	Boys	Girls	Total	Boys	Girls	Total
5 - 14	460138	449993	910131	359091	3558741	717832	101047	91252	192299

MEO's report

- Remaining 1,41,989 children irregularly attending the schools. Total Enrollment is 8,59,821

Mandal-wise SAC, Enrollment particulars were given in the appendix 2.2

2.2.1 School-age Population and enrollment:

Enrollment ratio is the most commonly used indicator for the assessment of educational coverage. It gives the proportion of children enrolled in the school to the total age specific population.

The gross Enrollment ratio relates to the percentage of total Enrollment(irrespective of age) in elementary education to the population which is supposed to be in elementary education. The gross enrollment ratio's for elementary education were calculated(mandal-wise). Based on these calculations all the mandals (59) were classified into three categories ; namely:

1. Mandals with GER less than 50
2. Mandals with GER between 50 and 80
3. Mandals with GER greater than 80

There are three mandals with gross Enrollment ratio less than 50%. They are:

U.Kothapalli

2. Tallarevu
3. Rajanagaram

There are 24 mandals with gross enrolment ratio between 50 % and 80%.

They are:

Table 2.2.1

Yr. 2001

1. Rajivommangi	9. Gandepalli	17. P.Gannavaram
2. Kottananduru	10. Rajmundry(R)	18. Ambajipeta
3. Thondangi	11. Rajmundry(U)	19. Inavalli
4. Sankhavaram	12. Bikkavolu	20. I.Polavaram
5. Yelswaram	13. Karapa	21. Mandapeta
6. Korikonda	14. Alamuru	22. R.C.Puram
7. Jagampeta	15. Atreyapuram	23. Peddapuram
8. Kakinada(R)	16. Kothapeta	24. Pithapuram

Micro Planning Survey

There are 32 mandals with the gross enrolment ratio greater than 80%. They are:

Table 2.2.2

Yr. 2001

1. Marelumilli	9. Seethanagaram	17. Kajuluru	25. Allavaram
2. Y.Ranavaram	10. Gokavaram	18. Rayavaram	26. Mamidikuduru
3. Addaegala	11. Kirlampudi	19. Kapileswarapuram	27. Rajole
4. Gollarolu	12. Kakinada(Urban)	20. Ravulapalem	28. Malikipuram
5. Prathipadu	13. Rangampeta	21. Pamarru	29. Sakhinetipalli
6. Gangavaram	14. Kadiyam	22. Mummidivaram	30. Amalapuram
7. R.Chodavaram	15. Anaparthi	23. Katrenikona	31. Tuni
8. Devipatnam	16. Pedapudi	24. Uppalaguptam	32. Samalkota

Micro Planning Survey

2.2.2 Enrollment Versus Retention:

The data obtained through the microplanning exercise was analysed to compare the enrollment and retention rates. This analysis would come in handy in the planning process:

- To plan for 100 % Enrollment of children by 2003
- To plan for 100 % retention of children in primary schools by 2007
- To plan for 100 % retention of children in UP Schools by 2010

The analysed data is presented below.

1. Mandals with high Enrollment(>80 %) and high retention(>80%)

No mandal falls into this category.

2. Mandals with low Enrollment (<50%) and high retention(>80%)

No mandal falls into this category.

3. Mandals with high Enrollment (>80%) and low retention(<50%)

Ten mandals fall into this category. They are :

- | | |
|-----------------|----------------|
| 1. Maredumilli | 2. Y.Ramavaram |
| 3. Addateegala | 4. Gollaprolu |
| 5. Prathipadu | 6. Gangavaram |
| 7. R.Chodavaram | 8. Devipatnam |
| 9. Gokavaram | 10. Kirlampudi |

4. Mandals with low Enrollment(<50%) and low retention(<50%)

U.Kothapalli is the only mandal that falls into this category.

Various measures have been taken up to improve the situation at all stages of schooling. Primary Schools have been opened at every habitation alongwith Special Schools for disabled and minorities. The District Institution of Education and Training (DIET) is at Bommuru, Rajahmundry providing pre-service and in-service training to the teachers, Mandal Educational Officers and School Education Committee Members. Further the INSTITUTE OF ADVANCE STUDIES IN EDUCATION is at Rajahmundry looking after pre-service and in-service training requirements to the secondary school teachers in addition to undertaking research programmes.

The total number of teachers working in East Godavari District is 10,848. Out of these 10,301 are Secondary Grades Teachers, 353 are B.Ed. Assistants, 114 are Telugu Pandits and 80 are Hindi Pandits.

Table 2.2.3
No. of Teachers Working in the District(2000-2001)

S.G	B.Ed	T.P	H.P	TOTAL
10301	353	114	80	10848

C & DSE, Hyderabad

Mandalwise list of teachers working in the district is given in the appendix 2.2b

The following data emerged as a result of micro planning exercise conducted in all the habitations of East Godavari District. It is presented here sequentially to get a clear distinct plan to improve access, Enrollment and retention in our schools and to ensure quality education.

- Age composition of children
- Educational facilities
- Mandal-wise list of community organizations
- School age population and Enrollment
- Out of school children

2.3 Age Composition of Children in the District:

During the preparation of habitation level plans under Sarva Shiksha Abhiyan, Family-wise survey was conducted involving the local community. On the basis of the household survey, the school development plan and the Habitation Education Registers were prepared to trace each and every child in the age group of 5 – 14 years. The number of children in the age group of 1-14 years were collected. The following table shows the age composition of the children (mandal-wise) in the District.

Table 2.3

Particulars of Age Composition of the children in the district

Yr.2001																	
0 – 2 years			3 – 4 years			5 – 7 years			8 – 10 years			11 – 14 years			Total		
B	G	T	B	G	T	B	G	T	B	G	T	B	G	T	B	G	T
72265	71381	143646	78490	77080	155570	139893	137934	277827	151892	150454	302346	168353	161605	329958	610893	598454	1209347

Microplanning Survey

Mandal-wise particulars of Age Composition of Children in the district is given in appendix no.2.3

Based on the age composition of the children in the district, the school age population was calculated and the data was projected up to 2010 during the preparation of perspective plan for the district.

2.3 Educational Facilities in the District:

During the micro planning exercise, the existing educational facilities in the district were surveyed. This data will be helpful in identifying the gaps and targets/goals to be reached for attaining the Universalization of Elementary Education by 2010. The educational facilities in the district in 2000-2001 are given below.

Table – 2.4

Yr. 2001

EDUCATIONAL FACILITIES IN THE DISTRICT						
Anganwadi /ECCE	Open School	Prim. School	UP School	H.S	C.E.C	Total
2039	80	3159	360	450	1084	7172

Microplanning Survey

Mandalwise particulars of Educational Facilities in the district are given in the appendix 2.4

2.5 Community Organizations in the district

SSA aims at effectively involving the panchayat Raj Institutions, the School Management Committees, the village level Education Committees, the Parent Teacher Associations, the Mother Teacher Associations and the Tribal Autonomous Councils in the management of elementary schools. The information about these organizations, which can be actively involved in the development of the district, is presented below.


Table – 2.5

Yr. 2001

DETAILS OF COMMUNITY ORGANIZATIONS					
No of SEC	No of DWACRA	No of YUVA SAKTHI	No of NGO.	No of PTA	No of MTA
3815	38251	3994	492	3604	2191

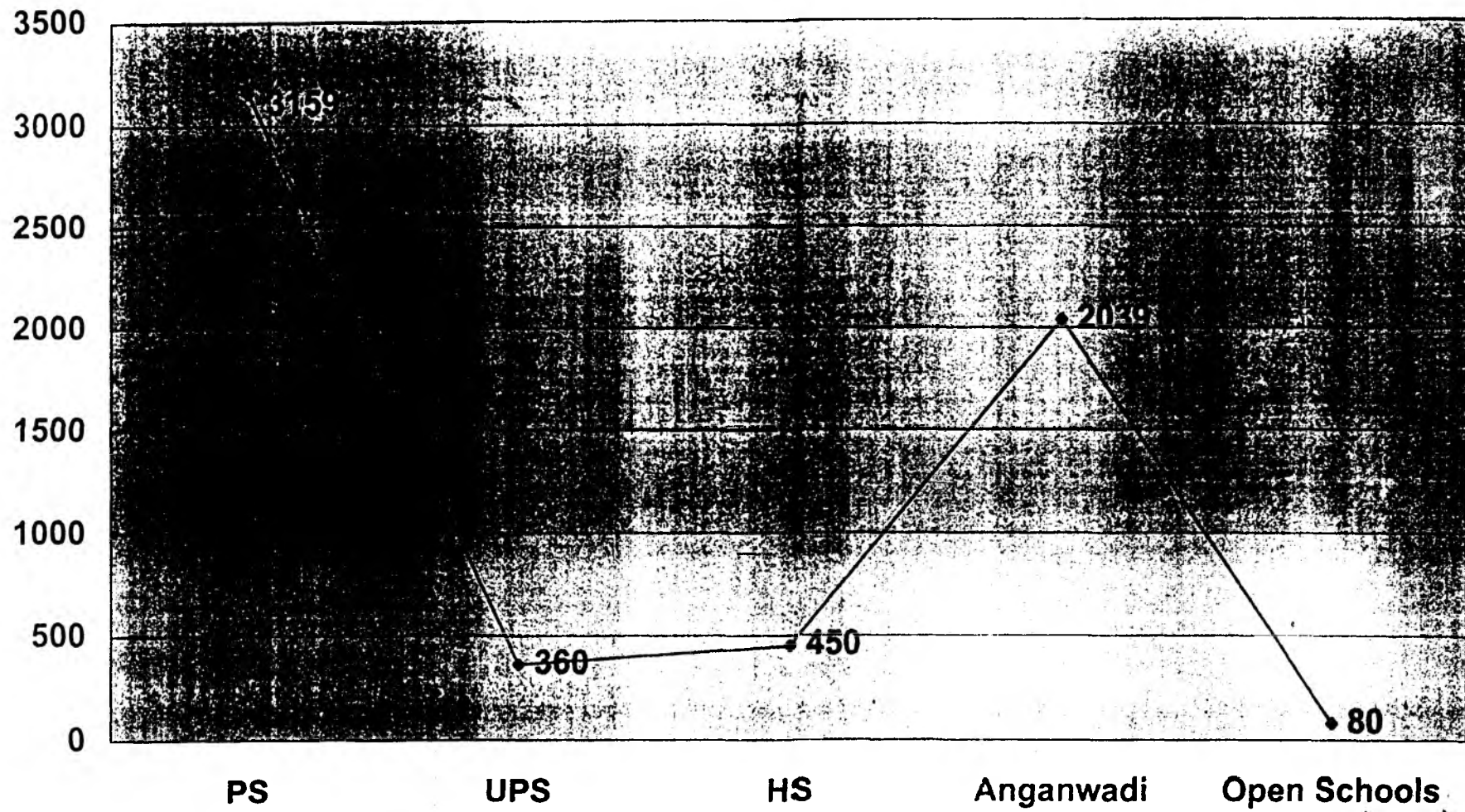
Microplanning Survey

Community Base Organization - EGDT



■ DW CRA ■ SEC ■ MTA ■ PTA ■ NGO ■ Yuvsakthi

Educational Facilities



Mandal wise details of Community Organizations were given in the appendix 2.5

2.6 Diagnostic Study Conducted by the DIET, Bommuru, E.G.Dt.

“Academic Monitoring of schools “ by DIET staff study Report :-

The faculty of the DIET, Bommuru, East Godavari District has adopted most of the primary and upper primary schools in Rajahmundry (Rural), Rajanagaram and Kadiyam mandals. The total number of schools adopted by the faculty of the DIET is 119. Each member of the faculty of the DIET adopted six schools taking two from each mandal. The schools in these mandals were given grades A, B, C by the District Educational Officer, East Godavari District, Kakinada as per the norms suggested in the review meeting held at the office of the Commissioner and Director of School Education, Hyderabad. The academic monitoring of the schools was started on 17-01-2001 and the faculty of the DIET has been providing academic support to the teachers working in their adopted schools. Each member of the faculty has paid at least 6 visits to the schools that were adopted by her/him and submitted their reports. Based on their reports, the following consolidated report was prepared.

1.Names of the Mandals Adopted

I. Rajahmundry (Rural)

II. Kadiyam

III. Rajanagaram

2. Number of Primary and Upper Primary Schools in the adopted mandals

Table 2.6.2

Yr. 2001

S.No	Mandal	No. of Primary Schools	No. of UP Schools	Total No. of Schools
1	Rajahmundry(R)	27	7	34
2	Kadiyam	40	2	42
3	Rajanagaram	37	6	43
Total		104	15	119

3.Number of Primary and UP Schools according to the grades given

Table 2.6.3

Yr. 2001

S.No	Mandal	No. of Primary Schools			No. of UP Schools			Total
		A	B	C	A	B	C	
1	Rajahmundry(R)	0	13	14	2	4	1	34
2	Kadiyam	2	23	15	0	2	0	42
3	Rajanagaram	9	19	9	5	1	0	43
Total		11	55	38	7	7	1	119

4.Physical Facilities in the adopted schools

Table 2.6.4

Yr. 2001

S.No	Mandal	No. of Schools which have	
		Pucca Building	Thatched Shed
1	Rajahmundry(R)	28	6
2	Kadiyam	37	5
3	Rajanagaram	41	2
Total		106	13

5.Number of Teachers Working in the adopted Schools

Table 2.6.5

Yr. 2001

S.No	Mandal	No. of Teachers		
		Male	Female	Total
1	Rajahmundry(R)	62	85	147
2	Kadiyam	52	86	138
3	Rajanagaram	64	86	150
Total		178	257	435

6. Qualifications of the Teachers Working in the Schools

Table 2.6.6

Yr. 2001

S. No	Mandal	Academic Qualifications				Professional Qualifications			
		Inter	Graduate	P.G	Tot	TTC	B.Ed	M.Ed.	Tot
1	Rajahmundry(R)	35	89	23	147	51	94	2	147
2	Kadiyam	34	93	11	138	35	99	4	138
3	Rajanagaram	42	82	26	150	47	97	6	150
Total		111	264	60	435	133	290	12	435

7. In-service Programmes Undergone by the Teachers in Adopted Schools

Table 2.6.7

Yr. 2001

S.No	Mandal	No. of Teachers undergone In-service Programmes				
		APPEP	SOPT	OBB	ELTC	TOTAL
1	Rajahmundry(R)	69	58	4	16	147
2	Kadiyam	67	54	10	7	138
3	Rajanagaram	70	66	6	8	150
Total		206	178	20	31	435

8. No. of Vidya Volunteers Working in the Adopted Schools and their qualifications

Table 2.6.8

Yr. 2001

S.No	Mandal	Volunteers and their Qualifications				Total
		Inter	Degree	P.G	Trained	
1	Rajahmundry(R)	21	15	0	1	37
2	Kadiyam	12	15	1	0	28
3	Rajanagaram	26	21	2	2	51
Total		59	51	3	3	116

9. Classroom Observation

a) Preparation of Lesson Plans as per the Norms

Table 2.6.9a

Yr. 2001

S.No	Mandal	No. of schools where teachers prepared Lesson Plans as per the norms
1	Rajahmundry(R)	27
2	Kadiyam	39
3	Rajanagaram	37
Total		103

b)Methodology adopted by teachers
Table 2.6.9b

Yr.2001

S.No	Mandal	Methodology adopted		Total
		Traditional	Activity Centered	
1	Rajahmundry(R)	26	8	34
2	Kadiyam	28	14	42
3	Rajanagaram	29	14	43
Total		83	36	119

c)Preparation and distribution of Activities in the Schools

Table 2.6.9c

Yr. 2001

S.No	Mandal	No. of Schools where Teachers are preparing and distributing activities in the schools			
		Not at all	Occasionally	Always	Total
1	Rajahmundry(R)	21	15	0	1
2	Kadiyam	12	15	1	0
3	Rajanagaram	26	21	2	2
Total		59	51	3	3

d)Number of Schools with satisfactory interaction between the teachers and the pupils.

Table 2.6.9d

Yr. 2001

S.No	Mandal	No. of schools with satisfactory interaction between the teachers and the pupils
1	Rajahmundry(R)	21
2	Kadiyam	15
3	Rajanagaram	17
Total		53

e)Use of Teaching Learning Materials in the Schools

Table 2.6.9e

Yr. 2001

S.No	Mandal	No. of Schools where Teachers are using Teaching Learning Materials			
		Not at all	Occasionally	Always	Total
1	Rajahmundry(R)	21	6	7	34
2	Kadiyam	16	8	18	42
3	Rajanagaram	19	8	16	43
Total		56	22	41	119

f) Evaluation Techniques adopted by Teachers

Table 2.6.9f

Yr.2001

S.No	Mandal	Evaluation Techniques adopted by the teachers			
		Oral Only	Written Only	Oral&Written	Total
1	Rajahmundry(R)	0	0	34	34
2	Kadiyam	0	0	42	42
3	Rajanagaram	0	0	43	43
Total		0	0	119	119

g)Care towards Backward Children

Table 2.6.9g

Yr. 2001

S.No	Mandal	Care towards Backward Children			
		Not Satisfactory	Satisfactory	Good	Total
1	Rajahmundry(R)	16	16	2	34
2	Kadiyam	19	17	6	42
3	Rajanagaram	22	17	4	43
Total		57	50	12	119

h)Number of Schools Following Remedial Instruction

Table 2.6.9h

Yr.2001

S.No	Mandal	No. of schools following Remedial Instruction
1	Rajahmundry(R)	9
2	Kadiyam	13
3	Rajanagaram	17
Total		39

i) Discipline in the Schools

Table 2.6.9i

Yr. 2001

S.No	Mandal	Discipline in the Schools			
		Not Satisfactory	Satisfactory	Good	Total
1	Rajahmundry(R)	14	18	2	34
2	Kadiyam	21	20	1	42
3	Rajanagaram	12	29	2	43
Total		47	67	5	119

j) General Observation of Personal Hygiene of Pupils in the Schools.

Table 2.6.9(j)

Yr. 2001

S.No	Mandal	Personal Hygiene			
		Not Satisfactory	Satisfactory	Good	Total
1	Rajahmundry(R)	5	22	7	34
2	Kadiyam	8	14	20	42
3	Rajanagaram	10	5	28	43
Total		23	41	55	119

Micro Planning Survey

11. Standards of students in Classes I and II .

During the visits to schools it is observed that in particular, the standards of the pupils in classes I and II are not up to the mark. The below average pupils outnumbered the average pupils. A pre-test was conducted in Telugu and Mathematics for the pupils in these two classes. The results of the tests also confirmed the above observation. Later, after giving suitable guidance to the teachers through demonstration lessons, non-monetary orientation programmes, etc., to improve the standards of the children, a post test was conducted and the results were very encouraging. Now the average children outnumbered the below average children. 12. Observations:

- Grades which were assigned to schools are not appropriate.
- Nearly 90 % of the schools are ill equipped and the physical facilities are inadequate.
- 80 % of the students are below average.

The reasons for the low standards may be:

- Lack of accommodation
- Lack of notebooks, slates, slate pencils etc.
- Lack of individual attention on the pupils
- Lack of handbooks to teachers
- Lack of appropriate training to teachers on OBB kit, Science Kit, Maths Kit, etc.
- Not following child-centered approach

Corrective Measures Taken:

1. Use of multigrade teaching where sufficient teachers/volunteers are not available
2. Separating the pupils according to the class and teaching them separately
3. Mandal Educational Officers were requested to see that pre-primary schools are attached to Primary schools to avoid the admission of under-age children in to primary schools.
4. MEOs were requested to supply sufficient number of handbooks
5. Teachers were requested to make the children recognize the letters even when they were jumbled.
6. Teachers were asked to take special interest in the health of the children and to teach them good habits to keep good health.
7. Teachers were asked to make the pupils learn moral values by telling suitable stories.
8. Conducting meetings with the members of the Village Education Committee and the School education committee and motivating them to improve the facilities and Enrollment.

9. Conducting Non-monetary Programmes and giving guidance & demonstration lessons to improve the quality of teaching

Achievements of the School Monitoring Team:

- a) The standards of the children improved greatly
- b) The teachers were made alert and teaching-conscious
- c) The number of late comers decreased
- d) The attendance improved considerably
- e) The Enrollment increased significantly
- f) The teaching competence of the teachers improved

Concluding Remarks:

The faculty of the DIET, Bommuru paid the maximum number of visits possible to the schools adopted by them and brought out a healthy change in the attitude of the teachers towards teaching-learning process and motivated them to strive for excellence in primary education.

2.7 Existing schemes for the improvement of elementary education in the district

1) Free distribution of textbooks

The Government of AP is distributing the nationalised textbooks freely to all the children in classes I to X in all the schools in the State irrespective of management. It is an incentive for promoting Enrollment and retention of the children in the school in general and deprived in particular.

2) Mid-day meal scheme (rice distribution)

The GOAP has launched the scheme of national programme for nutritional support to primary education during 1995 to give a boost to UEE, specifically improving Enrollment and retention, covering all local bodies, government and private-aided schools in the State. The rice @ 100 gms per day per child i.e., 3 kg. per month which is being distributed to each child subject to a minimum of 80% of attendance.

3) Early Childhood care & education

ECE is a school-readiness programme and releases the older school-aged children from sibling care. The Department of Women Development & Child Welfare is running 2,059 Anganwadi Centres functioning in 16 project areas under ICDS in the district. Under Janashala programme, 97 ECE Centres were opened in the 10 mandals of ITDA sub-plan area. . These centres are catering to the needs of 3-5 yr. children along with health needs and preparing them for the primary schooling.

4) Operation Black Board scheme

OB Scheme is a centrally sponsored scheme taken up in the district during 1990-94 for the improvement of schools. Under this scheme, following components were taken up:

- Provision of teachers to **primary schools**
- Construction of classrooms
- Provision of teaching-learning material to all **primary schools**

Operation Black Board Scheme

No. of Schools covered:		1058
No. of teachers:	LFL HM	634
appointed:	SGT	647
No. of Schools provided with TLM:		1058

5) AV Education

Under the scheme of AV Education, the government of AP supplied the following material to the primary schools in the district.

Number of Pri.Schools equipped With Audio Visual Equipment:

CTV:	560
CCP:	316
RCCP:	315
Wooden Cabinet:	480
Stabilizer:	480
Antennae:	122
Total No. of Video Cassettes given:	14,220

6) Andhra Pradesh Primary Education Project (APPEP)

APPEP is an school-improvement project taken up in the district during 1990-95 to improve quality of primary education through providing classrooms and Teacher Centre buildings of improved quality and improving human resources by enhancing the quality of the work of teachers and field staff.

7) Joint GOI-UN Project

It is a community-based, primary education programme taken up in 10 mandals under sub-plan area in the district during 1999-2003 towards UEE and making primary education more accessible and effective for primary school aged children, especially girls, deprived communities and disadvantaged social groups. The most important objective is enhancing capacity for community participation in effective school management, improving the performance of primary school teachers through integrated social sector development programmes. Under this, the following initiatives have been taken up:

- Preparation of habitation education plans through community participation.
- Improving the access by way of opening of Alternative Schools in school less habitations.
- Establishing ECCEs
- Capacity building of teachers, headmasters and other field staff through recurring orientations and training programmes.
- Improving the Enrollment through conduct of various types of Back to School programmes viz., Summer Schools, Residential Bridge Courses for child labour, Vidya Melas, Balothsavams, health melas, etc.
- Intensive Community Mobilization and participation by way of conduct of Grama Sabhas, meetings with DWCRA, VTDA and other self-help groups.

8) Chaduvukundamu programme (Literacy week)

A 'Literacy Week' was launched in the district from July 17-24, 2000. A massive campaign for the identification of out of school children and Enrollment in the school through community participation. During this programme, following activities have been taken up:

- a) Constitution of mandal-wise and habitation-wise nodal teams.
- b) Organizing discussions in the nodal teams on various aspects of schooling of out of school children through Community Mobilization.
- c) Conduct of rallies, campaigns at habitation level and identification of out of school children in the age group of 5 to 14 years and make efforts for their mainstreaming.(As many as 1,20,000 out of school children were enrolled in the schools.)

9) Interventions for the improvement of education of SC and ST children

The Following activities have been taken up in the district for the education of SC and ST children:

- a) Functioning of 119 hostels for the students of Scheduled Caste
- b) Functioning of 22 hostels & 57 ashram schools for ST children
- c) Functioning of 356 GWK Schools for ST Children in the tribal area.
- d) 6 Residential schools for primitive tribal groups

- e) Provision of free textbooks, uniforms, scholarships and notebooks to the students Belonging to Scheduled Castes and Scheduled Tribes up Class X.
- f) Intensive Care on all aspects of tribal children through integrated tribal development agency in sub plan areas.
- g) Appointment of 77 teachers to GVVKs.
- h) Appointment of 110 teachers in agency area.
- i) Appointment of 1344 teachers to the general schools in the district.

10) Assistance to School Committees for the services of Vidya Volunteers.

The Govt. of Andhra Pradesh has taken a decision to support school committees for taking the assistance of Vidya Volunteers in order to reduce the teacher pupil ratio for meaningful classroom transaction. Under this policy the School Committees were provide with assistance to engage 3,120 Vidya Volunteers to the schools of Primary, Upper Primary and High schools. Under this an amount of Rs. 1000/- per month per volunteer will be released to school committees. The volunteer belongs to the local village and responsible for the education of children both in-school and out of school in the age group of 5 - 14 years in the habitation.

11. Community Participation Act 1998 - Andhra Pradesh

The Govt. of A.P enacted pupil participation act i.e., A.P. Community Participation Act 1998 and formed committees for the improvement of education at various levels viz,, School Committees at Habitation Level, Panchayat Education Committees at Panchayat level, Mandal Education

Committees at Mandal level, Municipal Education Committees at Municipal level and District Committees at District Level.

The School Committees are being involved in the micro planning exercise and the development of habitation education plans. The School Committees are the management structures at habitation level to undertake monitoring and as well as agency to procure TLM, undertake Civil Works etc under partnership with Government.

2.8 Education scenario in the Agency Area

The tribal population in East Godavari district is mostly concentrated in 559 villages of 7 mandals known as the agency area. These 7 mandals are:

- 1) Rampachodavaram,
- 2) Devipatnam,
- 3) Gangavaram,
- 4) Maredumilli,
- 5) Rajavommangi,
- 6) Addateegala and
- 7) Y. Ramavaram.

In addition to these mandals, parts of three other mandals, namely, Shankavaram, Kotananduru and Prattipadu have a significant tribal population spread over 49 villages. This area is known as Sub Plan Area. The villages of the Agency and the Sub Plan Area are mostly remote.

The Integrated Tribal development Agency was established in 1976 by the Government of Andhra Pradesh with a mandate to plan, implement and monitor various schemes for the overall socio-economic development of the tribes.

In view of the fact that the literacy percentage among the scheduled tribes is extremely low and with a view to bridge the gap between the levels of development of the tribes and the rest of the population,

especially in the field of education, a survey has been conducted. After reviewing the data thus obtained, the Government has taken additional measures for the improvement of the education of the tribes. They are:

- Opening of primary schools in the school-less tribal villages and habitations.
- Appointment of tribal teachers.
- Opening of training institutes and providing training to tribal teachers
- Supervision of educational institutes under the unified control of the Education Department and under the administrative control of the ITDA.
- Starting Vocational Workshops
- Introduction of Audio-Visual Equipment in the AP Residential Schools.

Accordingly, 170 Single Teacher Schools(150 with tribal teachers) were sanctioned in 1986. These schools were named as Girijan Vidya Vikas Kendras. A decentralised system of educational management namely School Complex System was initiated in 1996-97. The 700-odd schools located in the 10 mandals in the ITDA have been grouped into 27 School Complexes following school mapping exercises. One centrally located Senior School has been identified as the model school in the complex and the headmaster of this school has been nominated as the person in-charge of the School Complex. He reviews the annual plans and lesson plans of the teachers and the grades of the under-achievers every month. The School Complex System has been designed to:

-improve access

- solve day-to-day problems of the individual school teachers
- enroll all School Age Children
- improve retention
- give academic and administrative guidance to teachers
- improve the quality of education
- monitor the schools periodically

Table – 2.8

List of School Complexes in the agency area

S.No	Mandal	School Complex Number	Name of the Sc Complex	SCRPS allotted
1	R.Chodavaram	1	Musurumilli	1
		2	Sirigindalapadu	2
		3	K.Yerrampalem	1
		4	Nallgonda	1
		5	Busigudem	2
		6	Kakawada	1
2	Devipatnam	7	Kothaveedhi	2
		8	Devipatnam	2
		9	D.N.Palem	1
3	Maredumilli	10	Devarapalli	2
		11	Vetukuru	1
		12	Boduluru	2
		13	Bodlanka	2
4	Y.Ramvaram	14	Yarlagadda	2
		15	Panasalapalem	1
		16	Gurthedu	2
		17	Mangampadu	2
5	Gangavaram	18	Gangavaram	2
		19	Vemulova	2
		20	Mohanapuram	2
6	Addateegala	21	Kottampalem	2
		22	D.Bhimavaram	2
		23	Rayapalli	2
7	Rajvomangi	24	Bornagudem	1
		25	Aminabad	2
		26	Singampalli	1
		27	Rajavommangi	2

		28	Kindra	1
8	Prathipadu	29	Prathipadu	3
9	Sankhavaram	30	Sankhavaram	2
		31	P.Mallavaram	2
10	Kotananduru	32	Raghavapatnam	2
		33	Kotananduru	2
	Total			57

IFAD Education Project is being implemented from 1996-97 onwards in the agency area of East Godavari District. This project has been striving to fulfill the following:

- access building
- capacity building
- environment building
- community mobilization through Chaduvukundamu
- competency building
- mointoring
- attainment

Chapter III

PLANNING PROCESS IN THE CONTEXT OF UEE (SSA)

3.1 Introduction:

Several interventions have been made since Independence for the universalisation of elementary education both in terms of quantity and quality. Yet, the objective of UEE is not realized. Perhaps, the basic reason may be not having concerted steps attempting the problem in a comprehensive way.

Therefore, a new intervention for the Universalisation of Elementary Education viz., *Sarva Siksha Abhiyan* - a programme with clear time frame for universal elementary education, a response to the demand for quality basic education and an opportunity for promoting social justice through basic education is launched in the district. Specifically, it is an expression of political will & commitment for UEE.

Sarva Siksha Abhiyan is to provide useful and relevant elementary education for all children in the age group of 5-14 yr. by 2010 A.D. There is also another goal to bridge social and gender gaps with the active participation of the community in the management of schools.

3.2 Objectives of *Sarva Siksha Abhiyan* are:

- to see that all school age children are in school, Education Guarantee Centre, Alternate School, or Back to School camps by 2003.

- to see that all children complete five years of primary schooling by 2007,
- to see that all children complete eight years of elementary schooling by 2010.
- to focus on elementary education of satisfactory quality with emphasis on education for life.
- to bridge all gender and social category gaps at primary stage by 2007 and at elementary education level by 2010.
- to achieve Universal retention by 2010.

3.3 Planning process

The achievement of Universalisation of Elementary Education depends on the quality and the extent of community participation in planning, implementation and monitoring of its various aspects. Until and unless community owns the educational aspects of the children, the UEE cannot be realized in its true spirit. Decentralization without participation i.e., involvement of PRIs and other local groups in the process of providing basic education to all the children will however remain an elusive goal.

The pro-project activities in the district have been started with the premise that the community, can plan and participate in the process of implementation of the plan for the improvement of education in the habitation,

3.4 Formation of core groups on planning District core group

3.4.1 District Core Group

A district core group was formed with District Collector as the Chairman and District Educational Officer as a Member Convener with following other members:

- Joint Collector
- Project Officer (ITDA)
- Additional Project Coordinator of Sarva Siksha Abhiyan
- Additional Project Coordinator of Janashala mandals
- Principal (DIET)
- Lecturers (DIET)
- Principal (IASE)
- Lecturers (IASE)
- District Social Welfare Officer
- District Tribal Welfare Officer
- District Labour Officer
- Deputy Director (Adult Education)
- Coordinator Open Schools
- Women & Child Welfare Officer
- Deputy Educational Officers
- Prominent NGOs in the district.

The core group met several times under the Chairmanship of District Collector & Chairman and as well as under the direction of Joint Collector / ITDA Project Officer to discuss and plan for UEE. Further, it was decided to develop habitation-wise educational plans along with clear list of children name-wise who are in school and out of school. **It was** also discussed to form planning teams at Mandal and habitation level and formed with following members.

3.4.2 Mandal-level core groups

The mandal-level core groups consists of

- Nodal Officer (Janmabhoomi)
- Mandal Development Officer (Mandal Praja Parishad)
- Mandal Educational Officer
- Active adoption Officers (Gram Panchayats)
- Mandal Resource Persons
- Few School Committee Chairpersons
- NGOs
- Selected Headmasters and teachers
- Selected DWACRA Presidents / Secretaries

3.4.3 Habitation-level core groups

The habitation-level core group consists of following persons:

- Headmaster of the primary/upper primary school
- School Committee Chairman
- Youth group members
- Some of the members from DWACRA and other self-help groups
- Anganwadi worker
- Community Health Workers (Agency Area)

3.5 Development of database - conduct of family survey

The accurate details of children, who are in school and out of school and the particulars of out of school children i.e., the nature of work they are involved with, along with other family background is very much necessary for planning UEE. This can form the basis to workout various strategies for the schooling of out of school children i.e., children that were never enrolled and dropped out simultaneously in the age group of 5-14 yrs.

Therefore, family survey was planned and conducted in all the habitations of the district. The required information was collected in a proforma entitled '**Family Sheet**' to capture the information of children aged 0-15 yr. family-wise and habitation-wise in each and every school catchment area. The information is pertained to children education viz., enrolment, institution where studying, dropouts, reasons for out of school children, nature of the handicap if any, social status, in addition to capturing children's family background.

3.6 Training and capacity building

The district-level core teams were oriented at state level by the state-level core team at State Project Office, DPEP. These core teams further trained district-level core team. Further, all the mandal-level core teams have been trained at district level in a two-day orientation programme.

The mandal-level core teams have conducted a one-day orientation programme to all habitation-level core teams at mandal headquarters along with distribution of survey sheets, and guidelines.

The family survey was conducted during July and August in all the habitations monitored by mandal-level core teams. The village core team has developed a list of out of school children manually both never-enrolled and dropped out along with other particulars and displayed at every school. However, all the family survey sheets have been computerized and checked the output as a process of validation, involving the community in all the habitations.

3.7 Preparatory Activities for mobilizing the community and holding Grama sabhas

Under the Chairmanship of Collector and District magistrate, all the departmental officers (Gazetted) have been appointed as adoption officers to 1,011 Gram Panchayats in the districts along with 260 wards in Municipalities to mobilize and convene village-wise meetings / gram sabhas to oversee all types of developmental activities especially primary education. The first prioritized item among all other activity is the eradication of child labour, protection of child rights and enrollment of these out of school children. The SODA (Special Officer for Developmental Activities) conducted a series of meetings at panchayat / habitation level once in a week and reviews various programmes with people participation and reviewed by district collector on fortnight basis at divisional headquarters-

This resulted tremendous support and participation from the public in identification of out of school / child labour and their readiness in

sending them to the schools. During these campaigns about 1,20,000 children have been admitted into regular primary schools. This momentum is being continued for achieving UEE and also led to preparation of Habitation Education Plans.

3.8 Development of habitation education development plans

The entire process of generation of database on children in the age group of 0-15 yr. who are in school and out of school with family background have been developed with involvement of local community. The community along with teachers has displayed the names of out of school children in the habitation.

A series of *Grama sabhas* have been conducted during September onwards on a fortnightly basis and take up validation of survey data as a first measure for UEE. The *Gramasabha* is represented by other community-based organizations like DWACRA, School Committees, VTDA's, youth groups, Vana Samrakshna Samithis, NGOs, etc. After validation, the community discussed the habitation educational status and developed habitation educational plans. The Nodal Officer of the mandal and as well as habitation, also participated in the deliberations. All the habitation level plans have been furnished to Mandal Educational Officer.

3.9 Development of mandal plans

The mandal-level core groups have discussed the salient features of habitation-level education plans and consolidated and developed mandal-level educational plan. These plans again randomly discussed in Gramasabhas. The perceptions of village elders and parents have

been taken into consideration to reflect the local spirit for the improvement of education of children.

3.10 Development of District Elementary Educational plan

Initially the District Plan was prepared only for 25 mandals in East Godavari District. Later on the district core group decided to prepare a new District Elementary Education Plan covering all the mandals in the district.

The district core group members conducted two meetings to the mandal educational officers to make them aware of the activities to be conducted in the district under Sarva Shiksha Abhiyan. The DIET faculty developed three formats viz. the School Development Plan, the Habitation Plan and the Mandal Education Plan. These formats were thoroughly discussed in the meeting with the mandal educational officers and mandal resource persons.

All mandal educational officers conducted a meeting on 11-04-2001 at mandal level for headmasters of primary and UP schools. In this meeting the MEOs thoroughly discussed the activities to be conducted under SSA. The headmasters in turn conducted a habitation level meeting on 12-04-2001 and discussed in the gramasabhas, various aspects of SSA and the requirements of habitationin.

The habitaion level plans finalized at various gramasabhas in the mandal were appraised at mandal level by the mandal core teams on 16-

04-2001. The mandal core teams prepared Perspective Mandal Education Plans for their mandals and handed over them to the District Core Team on 18-04-2001 for appraisal. After appraising all mandal education plans, the district core committee prepared a perspective plan for the entire district of East Godavari. The following table shows the list of various kinds of training given to various target groups in connection with the preparation of the Perspective Plan of the District.

Table 3.10

Yr. 2001

S.No	Date	Nature of Meeting	Target group
1	29-11-2000	General Guide lines on SSA at Vengal Rao Nagar, Hyderabad	RJD,DEO , Principal DIET, APC,AD(NFE), DD(AE),
2	7-12-2000	Discussion on UEE/SSA	Dist.Core group
3	2-2-2001	Discussion on SSA, Decision to Prepare Plan for 25 Mandals	DEO,APC, AD(NFE), CMO
4	8-2-2001 & 9-2-2001	Orientation on SSA at Balabhavan, Hyderabad	DEO,Principal DIET, APC , AD(NFE)
5	27-2-2001	25 Mandals Plan Submitted	DEO, APC
6	25/03-2001	Orientation on SSA	MEOs,MRPs
7	26-03-2001 to	Discussion on SSA features and	DIET faculty
8	29-03-2001	Discussion on Formats development	DIET faculty
9	30-03-2001	Discussion on SSA	Dist.Collector & DIET faculty & APC
10	31-03-2001	Discussion on development of School development plan	DIET faculty, Pupils and IASE
11	08-04-2001	Orientation on SSA	MEOs and MRPs
12	12-04-2001 to 15-04-2001	Habitation level meetings and discussion- Gramasabhas	SEC,VEC, Com.Orgs.,Village Officers, teachers,et
13	16-04-2001	Mandal level meeting-consolidation of Habitation plans	MEOs, Teachers, Mandal core Committee
14	18-04-2001	Dist.level meeting- Consolidation of Mandal Plans, Preparation of District Perspective Plan	District Core Committee

Micro Planning Survey

3.11 Number of NGOs working for the cause of Elementary Education

Table 3.11.A

Yr. 2001

LIST OF ACTIVE COMMUNITY ORGANISATIONS

S. No	Name of the Chief Functionary & NGO Address	Area covered
1	Shramik Vidyapeeth	Kakinada(R)
	Sambha Murthy Nagar	Kakinada(U)
		Karapa
2	AWARE	Rampachodavaram
		Devipatnam
		Maredumilli
		Y. Ramavaram
		Gangavaram
		Addateegala
		Rajavommangi Mandals
3	NASA	Tuni
	N. Prema Dass, Director	Kotananduru
	Tuni, East Godavari District	Thondangi
	Phone : 465245	
4	Laya	Gangavaram
	M. Pushparaju	Addateegala
	Addateegala, E.G.Dt	
5	ARISE	Devipatnam
	K.S.L.Chowdari,	Rajahmundry
	D.No.3-207, Spinning Mill Colony,	Rajanagaram
	Near Housing Board, Lalacheruvu,	
	Rajahmundry-533106 E.G.Dt.,	
Phone : 426831,426398,426832		
6	SWEEP	Addateegala
	K. Ramana Murthy,	Y. Ramavaram
		Ph: 63344
7	Girijna Deepika	Addateegala
		Gangavaram
		Y. Ramavaram
8	Girijana Puthra	Rajavommangi
		Gangavaram
		Rampachodavaram
9	Lions Club	Rajavommangi
		Ramachodavaram
		Rajahmundry
	Lions Club Continue...	Kakinada
		Amalapuram
		prathipadu
	Ramachandrapuram	
10	Pragathi	Addateegala
	M. John Victor,	Yeleswaram
	Addateegala	
11	Mamatha	Prathipadu
	M. Satyanarayana	

12	Living Heart D. Vijaya Lakshmi Atchampet(V), Vasantharayudu Nagar Samarlakot(M), Kakinada-5	Samarlakota
13	KWIDS S. Usha Rani, 9-122, Gowthami Nagar, Kothapet-533233	Kotttapeta
14	Arunodaya Welfare Association, G.S. Ganapathi, Innespet, Rajahmundry, Ph: 421859	Rajahmundry
15	AICYA Gollaprolu village, mandal E.G.Dt.-533445, Phone : 918-31332	Gollaprolu
16	VIKAS Dasari Sridhar, U. Kothapalli village E.G.Dt. Phone: 08869-45045	U. Kothapalli
17	MASS E.S.R. Kumari, Secretary, D.No.45-3-39,2nd street, Andhra Nagar, Rajahmundry, E.G.Dist	Kadliyam
18	Yuva Chaitanya Sangham P. Vijaya Nirmala, Secretary 45-3-39, Andhra Nagar, 2 nd street Rajahmundry, E.G.Dt.	Rajahmundry (Rural mandal)
19	NEED P. Chakravarthi, Kakinada, Kothuru	Kakinada
20	SUJANA B. Rajendra Nagar, Yeleswaram, Ph: 08868-24623	Yeleswaram
21	Youth 'A' Society for Human Welfare & Health Rajahmundry, Phone: 475082	Seethanagaram
22	Maharshi Sambamurthy Organisation, Datlavariveedhi, Kakinada - 533004	Vuppada
23	St. Paul, Trust Dr. K. I. Jacob	Samarlakota
24	Uma Mano Vikasa Kendhram S. Appala Naidu Ph. 306039,306459	Kakinada

Source :- Micro Planning exercise.

Convergence with Non Governmental Organisations :

The following NGO's are actively participating in importing Primary Education in Rural Areas. They have run Non formal Education Centres previously in Rural Areas. They have arranged Educational awareness programmes and Educational Melas in remote areas.

1. Maharshi Sambamurthy organisation , Kakinada
2. St.Paul Trust,Samalkot
3. AMG,Rajahmundry
4. Sramik Vidya Peet,Kakkinada
5. NASA, Tuni
6. Aware, Rampachodavaram

Table 3.11.B
Community Organizations in the District

Yr. 2001

S.N O	MANDAL	SEC	DWAC RA	YUVA SAKTH I	NGO	PTA	MTA
1	Maredumilli	88	194	23	17	58	36
2	Y.Ramavaram	1137	245	22	9	76	33
3	Rajavommangi	95	492	30	61	95	22
4	Addateegala	89	349	61	24	90	63
5	Kotananduru	58	697	103	17	56	39
6	Thondangi	62	757	106	3	38	38
7	Gollaprolu	34	457	32	11	34	1
8	Sankhavaram	73	781	67	11	50	39
9	Prathipadu	39	664	81	10	37	24
10	Yeleswaram	25	708	49	11	26	34
11	Gangavaram	60	315	29	2	52	45
12	R.Chodavaram	106	330	69	5	82	62
13	Devipatnam	74	310	42	26	73	52
14	Seethanagaram	47	628	62	7	47	36
15	Korukonda	41	861	47	5	38	35
16	Gokavaram	40	532	59	6	41	28
17	Jaggampeta	36	503	49	4	37	42
18	Kirlampudi	37	545	62	7	37	57
19	U.Kothapalli	67	541	65	4	67	1
20	Kakinada(Rural)	86	948	67	8	69	2
21	Kakinada(Urban)	84	1144	17	10	111	101
22	Rangampeta	33	490	48	0	32	24
23	Gandepalli	32	474	50	0	29	26
24	Rajanagaram	50	629	81	1	50	31
25	Rajahmundry(R)	38	1135	52	3	42	8
26	Rajahmundry(U)	67	1878	100	47	80	64
27	Kadiyam	42	656	77	0	47	0
28	Anaparthi	41	641	59	4	41	33
29	Bikkavolu	37	574	83	4	36	5
30	Pedapudi	51	545	47	9	51	51
31	Karapa	81	565	29	3	81	0
32	Tallarevu	65	718	675	14	56	33
33	Kajuluru	76	729	77	5	76	29
34	Rayavaram	46	548	63	10	66	0

S.N O	MANDAL	SEC	DWAC RA	YUVA SAKTH I	NGO	PTA	MTA
35	Kapileswarapuram	51	577	45	0	51	35
36	Alamuru	43	601	66	0	43	28
37	Atreyapuram	45	493	40	3	45	33
38	Ravulapalem	57	450	18	0	41	21
39	Pamaru	81	729	53	7	83	8
40	Kothapeta	18	144	22	0	18	13
41	P.Gannavaram	97	581	73	2	75	57
42	Ambajipeta	68	442	37	9	63	52
43	Inavalli	69	569	54	0	64	67
44	Mummidivaram	105	664	54	3	81	72
45	I.Polavaram	68	719	57	2	68	69
46	Katrenikona	67	601	27	2	67	75
47	Uppalaguptam	68	632	49	6	69	61
48	Allavaram	74	589	51	4	72	56
49	Mamidikuduru	69	566	47	21	69	54
50	Rajole	72	704	58	14	72	68
51	Malikipuram	99	635	43	0	102	72
52	Sakhinetipalli	80	873	42	5	80	71
53	Amalapuram	102	1081	87	9	99	72
54	Mandapeta	57	1037	111	7	56	0
55	Ramachandrapura	95	915	101	11	88	5
56	Tuni	81	945	107	3	82	33
57	Peddapuram	62	762	47	5	57	59
58	Pithapuram	65	771	80	1	64	15
59	Samalkota	85	588	42	20	94	1
	TOTAL	3815	38251	3994	492	3604	2191

Micro Planning Survey

Abbreviations :-

- SEC - School Education Committee
- DWCRA - Development of Women & Child in Rural Areas.
- NGO - Non Governmental Organisation
- PTA - Parent Teacher Association
- MTA - Mother Teacher Association

3.12 Convergence with other departments

Education, like any other field, requires the moral support of other departments. In this connection, various other department like Health, Social Welfare, Tribal Welfare, ICDS are involved for the fulfillment of educational activities.

Meetings at divisional level for every fortnight are being held under the chairmanship of the District Collector, East Godavari.

Moreover, as the adoption Officers are from different departments, the involvement of various departments is achieved.

For instance, in convergence with the Social Welfare / Tribal Welfare departments, NCLP 'Back To School Programme' is being under taken in the district. Like wise, Early Childhood Education Centres are setup and run involving the ICDS department. NCLP booked 3,701 child labor cases in collaboration with MEO's and MRP's.

In the 10 Mandals of the Janashala project also, meetings are being held with the Officials of all other departments to involve them in educational activities. Through the school Health Project, the Health Department is working for the health of the school children. Residential Bridge Course Camps for Child Labour are being run at three places involving the Tribal Welfare Department, Janashala and Integrated Tribal Development Agency (ITDA), Rampachodavaram

3.13 SSA -East Godavari District - Phasing

Implementation of SSA in the district has been discussed in the District level planning meeting Chaired by Collector & District Magistrate wherein it was decided to implement the scheme in the entire district.

3.14 Success Stories

The following success stories reveal the people's readiness to support the initiatives of the Government to achieve Universalization of Elementary Education by 2010.

- In the Village Satellite city, the parents of the pupil donated Rs. 20,000/-and arranged accommodation to the newly opened Elementary School with the help of Hon'ble M.L.A Sri.

Jakkampudi Rama Mohana Rao and Village Sarpanch Smt. Rukani Ramanamma.

- In Kolamuru village the Head Master Sri. B. Sanyasirao mobilized the community and the donors like Sri. Cherukuri Rama Rao and others and reconstructed the collapsed School building worth of Rs, 60,000/-.
- In Rayudupakalu M P U P School the H.M Sri. P. V. Krishnarao with the help of SHG group women mobilized the community and arranged Tree guards in Clean and Green programme worth of Rs. 20,000/-.
- The DWACRA Group women and Parents Association constructed a Semi Pucca classroom to MPES (GDM) Dowlaiswaram by doing SRAMADANAM and financial help of Rs. 50,000/- in the leadership of the concerned H.M Smt, Lalitakumari.
- In Bommuru the Villagers and Sarpanch, Vice-Sarpanch motivated a Donor Sri. G. Punna Rao, **GPR (H) Pvt. Ltd.**, The Vice President - Sri Kamini Venkata **Prasada** Choudary took active role for establishing new high school worth of Rs. 5,00,000/-.
- In Hukumpeta the Sarpanch Sri. D. Rama Krishna took active role and provided a temporary thatched shed to the newly opened school worth of Rs. 12,000/- in Satillite city, 'D' Block, Hukumpeta panchayt.
- *Vikasa*, a National Child Labour Project was started functioning from 1989 in East Godavari district. Till date it is supporting

various child labour rehabilitation programmes through various Non Governmental Organisations. Initially in 1989 one hundred child labourers working in various tile factories were rehabilitated through Village Reconstruction Organization and voluntary organization. After completion of the programme the children were joined into the regular schools.

- 40 special schools were opened for 2000 child labourers throughout East Godavari District during 1994-95 through 17 Non Governmental Organisations. Vocational training in tailoring and carpentry trades was imparted and mid-day meal and stipend was provided to them.
- In 1997-98, the state government conducted a survey as per the directions of the Honourable Supreme Court's direction and detected 2,054 children in 1578 establishments. They were joined in regular schools.
- *Vikasa* and social welfare department detected 12,000 child labour and they were mainstreamed through “ Back to School “ programme during the years 1997-98 and 1999-2000.
- *Vikasa* identified twenty five volunteers who are economically backward. All of them are studying in Engineering and Medical Colleges in Kakinada. *Vikasa* utilized their services to explain their personal experiences. It created a tremendous impact on the public. In many instances the parents of the child labour realized and accepted to join their children in school.

- *Vikasa* is arranging vehicles for squad inspections from National Child Labour Project funds to mandal level teams formed with MRO/MDO/MCO/Hostel Warden/ Station House Officer/ Assistant Labour Officer. They are conducting child labour inspections twice in a fortnight and admitting the released child labour in regular schools and hostels.

At present nearly 14,550 child labourers are studying in different places in East Godavari with the help of *Vikasa*.

CHAPTER – IV

Objective-wise Interventions

The planning teams at various levels viz., habitation, Cluster (School Complex Agency Area) mandal, and district have interacted with teachers, parents and community members alongwith participation in Gramasabhas and also observed the functional aspects of schools and professional practice of teachers, participation of the community, etc. and identified the needs for the improvement of elementary education to achieve the national goal of UEE.

Keeping in view the status of Educational Scenario on the key performance indicators viz., access, enrolment, retention and quality, with special reference to equity (area specific), strategies have been formulated to achieve the objectives of Sarva Siksha Abhiyan (UEE).

Following are the broader strategies for the improvement of key project indicators:

4.1 Access

- Expanding access by way of establishing new schools viz., formal primary schools, alternative schools/ maabadis in all the schoolless habitations or areas where children do not have access to primary schooling facilities within a radius of 1 km.
- Some of the existing primary schools are proposed to be upgraded to upper primary schools to provide access to upper primary schools especially girl children who dropped out after completion of class V in their native habitation where parents are reluctant to send them to other habitations for upper primary education.

4.2 Enrolment and Retention

- Conduct of campaigns involving youth, School Committees, DWACRA and other self-help groups sensitizing the community, child labour and child rights and convincing the parents, employers for relieving the child labour from work and joining them in the schools.

- Conduct of long-term residential bridge camps for mainstreaming of out of school children.
- Conduct of non-residential bridge courses, transitional schools and other Back-to-school programmes at habitation level for mainstreaming of dropouts and never-enrolled children, with community participation & ownership.
- Improving of teacher-pupil ratio by positioning regular teachers and Vidya volunteers.
- Assistance to the School Committees for mobilisation and as well as monitoring the children for continuous schooling and mainstreaming of children in various age groups simultaneously through Alternate schooling strategies.
- Opening of ECE centres for the children in the age group of 3 – 5 years and to do away with the problem of over crowding in class I, with underaged children and as well as relieving the girl children from sibling care and help for their continuous education.
- Fixing ward-wise accountability on the part of the teachers, School Committee members and youth-activists for the schooling of out of school children, regular attendance and retention.
- Special drive for discouraging repetitions in the classes and encouragement for regular transition of pupil from one class to another.
- Developing close monitoring mechanisms.
- Assessment of disability by conduct of camps at Mandal Level.
- Supply of Aids & appliances to disabled children through convergence.
- Specific interventions for the enrollment of children with Special Educational Needs viz., Integrated Education of activities.
- Conduct of Awareness campaigns and orientation to School Committee Members filed visits to successful practices and other capacity building programmes for the development of Habitation Education Plan, monitoring & implementation etc.

4.3 Quality initiatives

- Orientation to teachers for the improved classroom practices.
- Provision of Grants viz., School Grants, Teacher Grants and Grants to Teacher Centres/ School complexes in the agency mandals.
- Providing TLM to the Primary and as well as Upper Primary Schools.
- Strengthening monitoring and supervision to Primary and Upper Primary Schools.
- Constitution of Mandal and District Resource Groups for providing on job support to the teachers and for their implementation of quality issues.
- Establishment of Mandal Resource Centres (like BRCs) alongwith formation of Mandal Resource Team with 3 Mandal Resource Persons (MRP) who assist Mandal Educational Officer for monitoring and supervision of project initiatives.
- In the agency mandals school complexes 30 existing and school complex resource persons working for monitoring.
- Establishment of Teacher Centres (Sub Mandal Structures like CRCs) @ one for every 10 to 15 schools for professional exchange among teachers.
- Strengthening of MRCs by way of providing infrastructure facilities viz., Building, Furniture, Equipment and contingencies on a recurring basis.
- Strengthening of Teacher Centres by providing a TLM grant of Rs. 2000/- per annum., and convening monitoring meeting with teachers for professional exchange.
- Strengthening of DIETs, which monitor the academic activities of the schools and take up various capacity building programmes to the teachers.
- Conduct of Pupil Achievement Survey.
- Conduct of Academic convention with interested teachers to build up teacher momentary for quality concerns & building teacher network.
- Conduct of exposure visits
- Library facilities at DIET, MRC
- Video library facilities at MRC.
- Action Research programme by the practitioner.

4.4 Improvement of infrastructure facilities

- Construction of buildings to New schools.
- Construction of Additional Classrooms to the existing schools.
- Maintenance & repair of school buildings.
- Provision of toilets to the Primary, Upper Primary schools.
- Construction of buildings to all the Mamdal Resource Centres proposed to be established.

CHAPTER – V

Issues Strategies and Activities

5.1 Introduction

The planning teams at various levels viz., habitation, Cluster (School Complex Agency Area) mamdal, and district have interacted with teachers, parents and community members along with participation in Gramasabhas and also observed the functional aspects of schools and professional practice of teachers, participation of the community, etc. and identified the needs for the improvement of elementary education to achieve the national goal of UEE.

Keeping in view the status of Educational Scenario on the key performance indicators viz., access, enrolment, retention, and quality, with special reference to equity (area specific), strategies have been formulated to achieve the objectives of Sarwa Siksha Abhiyan (UEE).

5.2 Following are the broader strategies for the improvement of key project indicators:

5.2.1 Access

- Expanding access by way of establishing new schools viz., formal primary schools, alternative schools/ maabadis in all the school less

habitations or areas where children do not have access to primary schooling facilities within a radius of 1 km.

- Some of the existing primary schools are proposed to be upgraded to upper primary schools to provide access to upper primary schools especially girl children who dropped out after completion of class V in their native habitation where parents are reluctant to send them to other habitations for upper primary education.

During the microplanning exercise, habitations without access to primary schools within one kilometer were identified. As per the norms, it is obligatory to start either a new primary school or an EGS Centre based on the number of children in the school less habitations.

Table 5.2.1

Number of School less habitations and the children in the area

2001

No. of School less habitations	No. of children in the age gr.5 – 14
319	24106

Microplanning Survey

The details of habitations without access to primary schools within one kilometer were given in appendix 5.2.1

5.2.2 Size and growth of private schools

The primary, upper primary and high schools running under various managements were also listed out to have a precise picture of the

educational scenario in the district. The number of private schools in the years 1997-98 to 2000-2001 were given in the following table.

Table 5.2.2

Number of schools under private management

Type	1997-98	1998-99	1999-00	2000-01
Primary	266	290	315	315
Upper Primary	119	149	161	161
High schools	120	131	136	136

C & DSE, Hyderabad

5.2.3 Number of Primary and Upper Primary schools(Management wise) in the last three years

To give a have a correct picture of the educational growth in the field of elementary education, the number of primary and upper primary schools under various managements for the last three years were collected and presented below.

Table 5.2.3a

Management wise number of primary schools

TYPE-WISE AND MANAGEMENT-WISE PRIMARY SCHOOLS IN EAST GODAVARI DISTRICT								
S.No.	YEAR	Cen.Govt	St.Govt	M.P.P / Z.P.P	Mpl.	Private Aided	Private Un-aided	TOTAL
1	1997 - 98	0	276	2251	180	120	146	2973
2	1998 - 99	0	270	2404	181	118	172	3145
3	1999 - 00	0	284	2414	181	116	199	3194
TOTAL :		0	830	7069	542	354	517	9312

C & DSE, Hyderabad

TYPE-WISE AND MANAGEMENT-WISE UPPER PRIMARY SCHOOLS IN EAST GODAVARI DISTRICT								
S.No.	YEAR	Central Government	State Government	M.P.P / Z.P.P	Municipal	Private Aided	Private Un-aided	TOTAL
1	1997 - 98	0	22	192	41	39	80	374
2	1998 - 99	0	20	193	41	46	103	403
3	1999 - 00	0	24	230	41	38	123	456
TOTAL :		0	66	615	123	123	306	1233

C & DSE, Hyderabad

5.2.4 Primary and Upper Primary Schools in the District

To know the access, the details of Primary and Upper Primary Schools run by the Mandal Parishad were collected during the microplanning exercise. They are presented here in the following table.

Table 5.2.4

Particulars of existing Primary and Upper Primary Schools

2001

Management	No. of Primary Schools	No. of UP Schools
Mandal Parishad	3159	360

Microplanning Survey

Mandalwise particulars of Primary and Upper Primary schools in the district were presented in the appendix 5.2.4

5.2.5 New Primary Schools

It is proposed to open primary schools in school-less habitations where the population is 250 and above along with provision of 2 teachers per school and one school building as per SSA norms. The details are as follows:

Table – 5.2.5a

Number of new school buildings and EGS Centres required

2001

No. of Regular Schools Proposed in school-less habitations	No. of New School Buildings	No. of EGS Centres
275	275	863

It is also proposed to open an EGS center wherever there are at least 15 children in the age group of 5 to 14 years and not enrolled in any school.

Table – 5.2.5b

Particulars of EGS Centres and Volunteers required

2001

No. of EGS centers proposed	No. of Volunteers
863	863

Microplanning Survey

Community Contribution:

During the micro-planning exercise, majority of the community members expressed their willingness to participate in the sramadanam for the

construction of buildings. The executive agency for the construction of building will be the school committee as was done in the case of DPEP districts.

Mandalwise requirement of new primary schools and EGS centres was presented in the appendix 5.2.5

5.2.6 Upgradation of Primary schools to UP schools

During the participatory planning exercise it was observed that in many habitations children were discontinued their studies especially girl children, after completion of Class V in their habitation because of non-availability upper primary facilities in their habitation are near by habitation with in the radius of 3 K.Ms. In many habitations it was resolved in the Gram Sabha for the upgraded of existing primary schools in to Upper Primary School for the continuity of their children education.

Depending upon the pupil strength 310 primary schools were proposed for upgradation into upper primary schools.

Table 5.2.6
Requirement of Upper Primary Schools

2001

No. of existing Pri.Schools	No. of existing UP Schools	No. of UP Schools required
3159	360	704

Microplanning Survey

Mandalwise requirement of upper primary schools in the district was given in appendix 5.2.6

5.2.7 Targets for opening of Primary Schools and Upper Primary Schools

It relates to increasing access to all schools in the habitations and providing access to schools in school-less habitations. The following table shows how the access to schools will increase in a phased manner from 2001-02 to 2003-04.

Table 5.2.7a

New Primary Schools to be opened from 2001-02 to 2003-04

No. of New Primary Schools	2001 yr New Primary Schools to be Opened	
	2001-02	2002-03
275	95	180

Microplanning Survey

The mandalwise particulars of new primary schools to be opened from 2001-02 to 2003-04 were given in the appendix 5.2.7

Table 5.2.7b

UP Schools to be opened from 2001-02 to 2003-04

No. of pri. Schools to be upgraded	2001 No. of Primary schools to be upgraded in the year		
	2001-02	2002-3	
704	522	128	

Microplanning Survey

5.3 Enrolment

Continuous efforts of mass enrollment are being defeated due to alarming dropout rates. Further greater disparities exist between gender and social groups. Further most of the children especially girls have discontinued their studies after completion of V grade in the primary school of their native habitation since there is no access for Upper Primary Schooling facilities in the same habitations or near by.

GERs and grade distribution of enrolment for the last three years were collected to have a good idea and to come up with the correct enrolment strategies.

Gross Enrolment ratios for boys, girls, S.Cs and S.Ts in classes I – V and VI – VII were presented for the years 1997-98, 1998-99 and 1999-2000

Table 5.3a
Gross Enrolment Ratio in classes I – V

year	Gross Enrolment Ratio					
	All		Scheduled Caste		Scheduled Tribe	
	Boys	Girls	Boys	Girls	Boys	Girls
1997-98	74.27	77.02	95.78	97.36	106.23	101.7
1998-99	77.04	79.03	97.82	99.61	107.6	104.4
1999-00	76.95	78.04	95.81	96.75	110.03	105.54

C & DSE, Hyderabad

Table 5.3b
Gross Enrolment Ratio in classes VI – VII

year	Gross Enrolment Ratio					
	All		Scheduled Caste		Scheduled Tribe	
	Boys	Girls	Boys	Girls	Boys	Girls
1997-98	44.9	41.8	54.7	46.7	41.4	31.8
1998-99	46.31	43.07	56.8	48.2	42.5	35.1
1999-00	47.36	45.39	56.87	51.04	47.96	43.31

C & DSE, Hyderabad

Mandalwise GERs in class I – V and class VI – VII for the years 1997-98, 1998-99 & 1999-2000 were presented in appendices 5.3.a to 5.3.r

Classwise enrolment in the district in classes I – V and VI – VII boys, girls, BC, SC and ST was presented below

Table 5.3c
Class wise enrolment

classes	1997-98							
	All Enrolment		BC Enrolment		SC Enrolment		ST Enrolment	
	Boys	Girls	Boys	Girls	Boys	Girls	Boys	Girls
I – V	253957	262835	103774	107317	59661	60350	14107	13445
VI – VII	58424	54287	23066	20893	12980	11012	2094	1603

C & DSE, Hyderabad

Table 5.3d
Class wise enrolment

Classes	1998-99							
	All Enrolment		BC Enrolment		SC Enrolment		ST Enrolment	
	Boys	Girls	Boys	Girls	Boys	Girls	Boys	Girls
I – V	268901	275267	111317	114201	62193	63022	14566	14031
VI – VII	61485	57071	23959	22082	13621	11778	2168	1783

C & DSE, Hyderabad

East Godavari Enrolment of Children

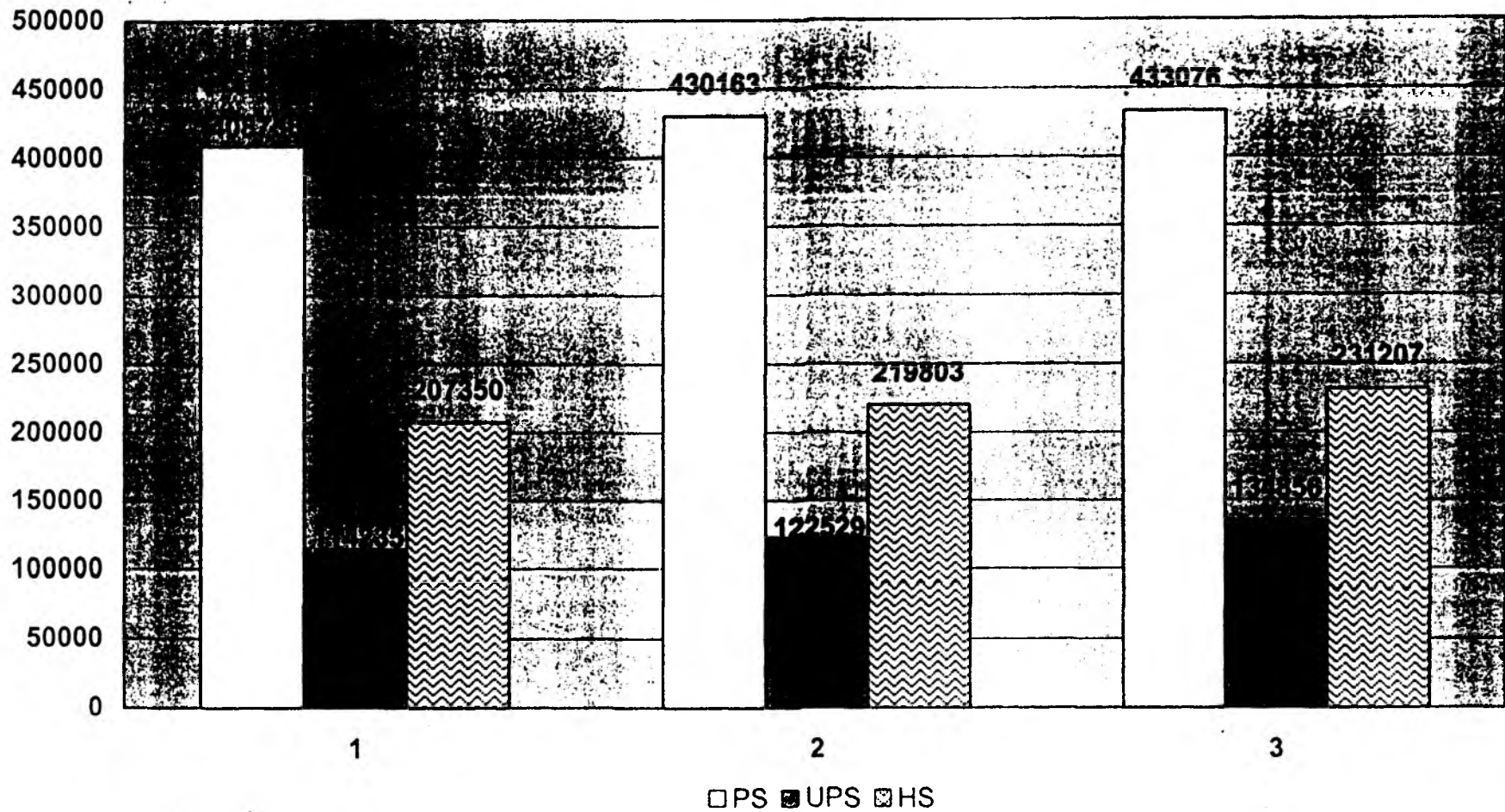


Table 5.3e
Class wise enrolment

1999-00

classes	All Enrolment		BC Enrolment		SC Enrolment		ST Enrolment	
	Boys	Girls	Boys	Girls	Boys	Girls	Boys	Girls
I - V	274126	277425	115630	117183	62168	62476	15192	14460
VI - VII	64182	61391	25732	23946	14039	12541	2493	2243

C & DSE, Hyderabad

5.3.1 Enrolment of Disabled Children

The enrolment of disabled children in special schools for three years was presented in the following tables.

Table 5.3.1a
Enrolment of Hearing Impaired

year	ALL			BC			SC			ST		
	B	G	T	B	G	T	B	G	T	B	G	T
1997-98	95	54	149	8	8	16	8	8	16	2	0	2
1998-99	96	61	157	40	29	69	12	10	22	4	0	4
1999-00	105	55	160	41	26	67	20	10	30	3	0	3

C & DSE, Hyderabad

Table 5.3.1b
Enrolment of Visually Impaired

year	ALL			BC			SC			ST		
	B	G	T	B	G	T	B	G	T	B	G	T
1997-98	54	31	85	0	0	0	1	3	4	0	0	0
1998-99	0	0	0	0	0	0	0	0	0	0	0	0
1999-00	70	33	103	19	9	28	8	2	10	0	0	0

C & DSE, Hyderabad

Table 5.3.1c
Enrolment of Orthopedically Handicapped

year	ALI.			BC			SC			ST		
	B	G	T	B	G	T	B	G	T	B	G	T
1997-98	63	0	63	0	0	0	11	0	11	0	0	0
1998-99	64	0	64	23	0	23	12	0	12	0	0	0
1999-00	73	0	73	30	0	30	12	0	12	0	0	0

C & DSE, Hyderabad

5.4 Projected population of School Age Children

The present population of the School Age Children (5 to 14 years), caste-wise, is taken and then projections were made from 2002 to 2010. The table given below shows these projections.

Table 5.4
Projected Population of School Age Children

YEAR	S.C	S.T	B.C	O.C	TOTAL
2002	190434	36185	383543	326363	936524
2003	195956	37234	394666	335828	963683
2004	201639	38314	406111	345567	991630
2005	207487	39425	417888	355588	1020387
2006	213504	40568	430007	365900	1049979
2007	219695	41745	442477	376511	1080428
2008	226066	42955	455309	387430	1111760
2009	232622	44201	468513	398665	1144001
2010	239368	45483	482100	410227	1177178

Microplanning Survey

5.5 Interventions for enrolment and retention

5.5.1 Provision of additional teachers to existing primary and UP schools

The habitation plans that were finalized in the Gramasabhas revealed the requirement of 3746 regular teachers to the existing schools. Accordingly estimations were worked out for sanctioning 3746 regular teachers additionally to the existing schools.

Table 5.5.1
Number of Teachers Required

2001

S.G	B.Ed	T.P	H.P	TOTAL
2540	493	327	386	3746

Microplanning Survey

Mandal wise requirement of teachers is given in appendix 5.5.1

5.5.2 Provision of Additional Classrooms

During the micro-planning exercise it is observed that most of the primary schools in the project mandals possess two rooms on an average. All the 5 grades are adjusted in the available two classrooms which are over crowded. More while there are instances where two teachers are sharing one classroom which causing much inconvenience both for the teachers and students. As per SSA norms a room for every teacher in primary and upper primary school, in addition to a room for Head Master in Upper Primary School is worked out to create meaningful classroom atmosphere.

Keeping in mind the above norms and enrolment in schools, available squarefootage area the Gramasabhas opined that there is a need of 6231 additional classrooms for the existing primary and upper primary schools.

Table – 5.5.2

Requirement of additional classrooms

2001

Total No. of Classrooms available	Additional requirement of classrooms
7238	6231

Microplanning Survey

Mandalwise requirement of additional classrooms is given in appendix 5.8

5.5.3 Free Textbooks

To encourage children for their regular schooling Govt. of A.P took a decision to supply free textbooks to the children of all primary schools belongs to various social groups. With regard to Upper Primary & High schools the children belongs to all the categories except OC are being provided free textbooks. Accordingly free textbooks are being supplied to all the children since 1995.

5.5.4 Maintenance and Repair of School Buildings

During planning process, the Gramasabhas resolved to take up repairs to the existing school buildings. As per the resolutions of the Gramasabhas 2542 schools required maintenance and repairs. This little effort of maintenance

and repairs to school buildings like, repairs to walls, blackboards etc., provide much security to the school in terms of protection. Almost all Gramasabhas resolved to provide community share in the shape of sramadanam. Around 2542 schools need maintenance and repairs.

5.6 Target to achieve 100 % enrolment

Keeping in mind the projected population of school age children and the enrolment ratio, the following targets were fixed to achieve 100 % enrolment of 5 – 14 year age group children.

Table 5.6
District enrolment target for the period 2001-2010

2001

YEAR	SAC	ENROLMT	% OF ENR.	OSC
2000-01	910131	859821	94.5	50310
2001-02	936524	907524	96.9	29000
2002-03	963683	963683	100	0
2003-04	991630	991630	100	0
2004-05	1020387	1020387	100	0
2005-06	1049979	1049979	100	0
2006-07	1080428	1080428	100	0
2007-08	1111760	1111760	100	0
2008-09	1144001	1144001	100	0
2009-10	1177178	1177178	100	0

Microplanning Survey

5.7 Retention

Under Sarva Shiksha Abhiyan we have to achieve 100 % enrolment by 2003 and 100 % retention by 2007. To ensure 100% retention we have to observe the dropout rates which will facilitate fixing the targets for retention.

District wise particulars of dropout and retention rates for the last three years is given in the following table.

Table 5.7.1
Districtwise particulars of dropout and retention rates

Year	Dropout rate			Retention rate		
	Boys	Girls	Boys	Girls	Boys	Girls
1997-98	46.32	45.26	45.79	53.68	54.74	54.21
1998-99	41.62	39.42	40.51	58.38	60.58	59.49
1999-00	37.14	35.44	36.2	62.86	64.56	63.8

C & DSE, Hyderabad

5.7.2 Targets for retention

The targeted retention in the years 2001- 2007 is presented below.

Table 5.7.2

Targets for retention for the period 2001 – 2007

YEAR	SAC(5-14)	ENROLMT	Tot.Retention	% of Retentio	Dropout
2000-01	910131	859821	717832	83.4	141989
2001-02	936524	907524	816772	90	90752
2002-03	963683	963683	896225	93	67458
2003-04	991630	991630	951965	96	39665
2004-05	1020387	1020387	999979	98	20408
2005-06	1049979	1049979	1049979	100	0
2006-07	1080428	1080428	1080428	100	0
2007-08	1111760	1111760	1111760	100	0
2008-09	1144001	1144001	1144001	100	0
2009-10	1177178	1177178	1177178	100	0

Microplanning Survey

5.7.3 Graduation rates in Class VII

The data regarding the total number of students appeared for class VII examination and the number of students passed in the examination was collected for the past four years i.e, from 1997-98 to 2000-2001. The table given below shows the data.

Table – 5.7.3
Graduation rates in VII Class

YEAR	No.of Children Appeared			No. of Children Passed			Pass Percentage		
	BOYS	GIRLS	TOTA	BOYS	GIRLS	TOTAL	BOYS	GIRLS	TOTAL
1997-98	25355	23504	48859	20524	18492	39016	80.95	78.68	79.85
1998-99	26181	24345	50526	21706	20312	42018	82.91	83.43	83.16
1999-00	27028	26781	53809	20996	19287	40283	77.68	72.02	74.86
2000-01	29273	28540	57813	24385	23343	47728	83.30	81.79	82.56

C & DSE, Hyderabad

The pass percentage varies from 74.9 % to 83.2 % . It is evident that nearly 17 to 25 % of children are repeating the 7th class.

5.8 Mainstreaming Out of School Children

The SSA is an effort to universalize elementary education through community participation. Efforts will be taken to bridge social and gender gap to through active participation of the local community. Special initiatives will be taken up to see all children in School/ EGS / AIEs / Back to School Camp Bridge Course for child labour and other strategies by 2003.

Therefore the major focus will be on the out of school children who were never enrolled or dropped out or irregular students. The planning process reveals that there are 1,92,299 out of school children in the proposed 59 mandals. It includes nearly 30,000 children who are studying eighth class in high schools. The microplanning exercise reveals that there are nearly 50,310 children who were never enrolled.

The districtwise list of the number of unenroled children is given below

Table 5.8
Districtwise Out of School Children

5 -7 Yr		8 -14 Yr		Total		Grand
Boys	Girls	Boys	Girls	Boys	Girls	Total
7662	7245	17499	17420	25161	24715	50310

Microplanning Survey


5.8.1 Strategies for mainstreaming

- a) Campaign and Community Mobilization against Child Labour and educational issues in all the habitations.

Objectives

- To involve community i.e., parents, local youth, school committees, VTDA, Panchayats, DWACRA and Self-help group for the cause of children education.
- To strengthen existing government schools through SECs and Gram Panchayat
- To sensitize them on child labour and educational issues
- To increase their commitment towards the children and the school

East Godavari School Age Children / Out of School Children - EGDT



■ School Age ■ In School ■ Out of School

Major Inputs

- Exposure visits for members of SECs and Gram Panchayats Youth groups.
- Training of the members of School Committees and Gram Panchayats.
- Convening meetings, discussion on issue of child labour and school dropouts and Teacher position and accommodation.
- Mobilize funds for the school through local resources.

During the planning process, out of school children were identified along with nature of work they are involved in- Further negotiations have been made with parents and as well as community on the schooling of the children. Based on the database, it is proposed take up campaigns in the habitations to relieve child labour by involving following groups in the habitations.

- Youth activists
- School Committee Members
- DWACRA and Self-help groups
- Panchayat President and Ward members
- School Headmasters and Teachers.
- NGOs

With massive community support several methods of mobilization are to be adopted for creating a visibility for the agenda of protection of child rights. Some of them are as follows :

- Holding of public meetings, rallies, marchers, utilizing every public function to highlight the child rights issue.
- Conferences with members of **gram** panchayats, SECs, Women's groups, youth groups and NGOs.
- Induction of teachers through trainings, provision of support structures **in the villages**.
- Street theatre, child-to-child campaigns and use of children as resource persons.
- Support to School Committees for mobilization and for campaign.

The village groups will take up the programme and generate an atmosphere in the habitations to discourage child labour. The community will be convinced for attending all children to full time formal day schools and at the same time treat any child out of school is a child labourer. The parents and employers will be convinced for the schooling of the out of school children (Child Labour) through mainstreaming strategies. Further necessary

assistance will be given to school committees to take up mobilization in the habitation against child labour and for their mainstreaming.

To mobilize the community towards education and mainstreaming the out of school children, workshops were conducted to the office bearers of DWCRE groups at Mandal Headquarters of Rampachodavaram, Mareduilli, Gangavaram, Addateegala and Rajavommangi in the month of September 2000. Nearly 2950 activists were attended the workshop.

Residential Bridge Courses were conducted at three centers viz: Rampachodavaram, D. Bhimavaram of Addateegala Mandal and Rajavommangi respectively by Janashala and ITDA, Rampachodavaram under the name DEEPTHI Camp. Residential Bridge Courses for out of school children were conducted by social welfare society at Razole by social welfare society at Razole, by a Non-Governmental Organization called VRO at Jaggampeta and Rajanagaram and by AMG International at Yeleswaram.

During the year 2001 twelve Residential Bridge Courses were organized at BC and SC hostels by NCLP. Back to school Programme was started in 53 centres of East Godavari District on April 30, 2001. The social welfare department will provide boarding and lodging facility and Teaching Learning Material and honorarium will be provided by SSA.

One gazetted officer was appointed as Adoption Officer to each of the 1,011 grampachayat and 260 wards of East Godavari District. Their duty includes making the villagers aware of the importance of education and the evil of child labour system. Nearly 3709 child labour cases were booked and they were enrolled in the schools.

a) Conduct of Non-Residential Bridge Courses:

It is proposed to conduct Non-Residential Bridge Courses in the habitations wherever there are 15 and more out of school children as per the norms of SSA. Preparatory classes will be conducted for these children for a period of 60 to 75 days on non residential basis and the aim of this course is to admit the participants into formal schools.

A volunteer instructor will be appointed from the community. Necessary training honourarium and other material support will be provided to the volunteer in addition to provision of TLM and text books to children.

Table – 5.7.1

Number of Non-Residential Bridge Courses Proposed
1200

Microplanning Survey

The mandalwise list of non residential bridge courses is presented in the appendix 5.7.1

b) Conduct of Residential Bridge Courses

Children in these camps are prepared to be students and also help them to gain confidence to go to classes according to their age. These camps not only convert the children but also prepare the parents, teachers, and community at large into accepting the norm that children ought to be in schools. The camps also serve the purpose of mobilization, training and

resource needs of the programme. They demonstrate the efficacy of the arguments on child labour and related issues.

These bridge course are conceived as a continuous process of community mobilization and mainstreaming of the out of school children preferably who are never enrolled in the age group of 10 to– 14 years.

5.9.2 Objectives

- i) To withdraw all children in the age group of 9-14 years who are working as daily wage earners, agricultural labourers, herdsmen and the children engaged in non-wage self-employment such as in domestic work, work in family agriculture farms from bonded work
- ii) To mainstream the children by providing access to formal education

Major inputs

- i) Motivation centres
- ii) Residential educational camps for 150 girls and 150 boys at any given point of time.
- iii) Mobilization and campaigns - support to school committees.

Major outputs

- i. Camps utilized as mobilization and resource centres

- ii. Trained teachers, education activists to carryout the programme

It is proposed to conduct three types of Residential Bridge Courses as per SSA norms. They are:

- i) Bridge Course for 9 to 11 year old working children
- ii) Bridge Course for 12 to 14 year old working children
- iii) Bridge Course for 9 to 14 year old girls

Table – 5.9.2

2001

No. of Residential Bridge Courses Proposed		
9 to 11 Year old Working Children	12 to 14 Year Old Working Children	9 to 14 Year Old Girls
17	28	20

Microplanning Survey

Mandalwise residential courses proposed in the district is presented in appendix 5.9.2

c) Residential bridge courses for Railway Platform Children/ Street Children

Vikasa, NCLP, is running one Residential School for Railway Platform Children / Street Children at Samalkota. The children are given boarding and lodging facilities at Endowment Choultry which is known as 'Mattapalli Vari Choultry'. Nearly 40 Platform Children were rehabilitated and the classes are being conducted in the choultry itself. Two volunteers were appointed and 'Vikasa' is paying salaries for these volunteers.

d) Bridge Courses for Deprived Groups:

Sri Sai Satya Krishna Deenajana Sevasram is running residential bridge courses to children of deprived groups especially SC / ST at Bavajipet of Gokavaram Mandal.

Another Non Governmental Organization 'New Life' is organizing one regular school at Yetimoga of Kakinada mandal for children belonging to fishermen community. Both these Non Governmental Organizations are running Bridge courses / Regular Schools for Out of School Children with the assistance of 'Vikasa', National Child Labour Project.

COVERAGE OF OUT OF SCHOOL CHILDREN NEVER ENROLLED / IRREGULAR

Sl. No	Year	Out of School children			Coverage												Balance of Out of School children
		Back log	Irregular	Total	Residential bridge camps								Non residential bridge courses @ 80 per year per centre		Total coverage		
					SSA @ 300		NCLP @ 100		Back to School @ 75		Total						
					camps	students	camps	students	camps	students	camps	students	camps	students			
1	2001-2002	50310	141989	192299	20	6000	15	1500	30	2250	65	9750	1200	96000	105750	86549	
2	2002-2003	86549	90752	177301	25	7500	15	1500	30	2250	70	11250	1200	96000	107250	70051	
3	2003-2004	70051	67458	137509	10	3000	10	1000	15	1125	35	5125	1200	96000	101125	36384	
4	2004-2005	36384	39665	76049	5	1500	2	200	5	375	12	2075	800	64000	66075	9974	
5	2005-2006	9974	20408	30382	5	1500	2	200	5	375	12	2075	353	28307	30382	0	
6	2006-2007	0	0	0	0	0	0	0	0	0	0	0	0	0	0	0	
7	2007-2008	0	0	0	0	0	0	0	0	0	0	0	0	0	0	0	
8	2008-2009	0	0	0	0	0	0	0	0	0	0	0	0	0	0	0	
9	2009-2010	0	0	0	0	0	0	0	0	0	0	0	0	0	0	0	

CHAPTER VI

Quality Issues in Elementary Education

Improvement of Quality in Primary and as well as Upper primary Education both in terms of Class room processes and as well as pupil achievement is an important objective of the programme to be achieved . These issues have been discussed in various teachers forums , Grama Sabhas with community members. Following is the status and as well as interventions for the improvement of quality in Primary and Upper Primary Education is discussed here under.

6.0 PRIMARY EDUCATION.

GENDER WISE TEACHERS & TPR

SL NO	YEAR	NUMBER OF TEACHERS - HIGH SCHOOLS			TPR
		MALE	FEMALE	TOTAL	
1	1997-98	3883	2078	5911	35
2	1998-99	4010	2169	6179	36
3	1999-00	4489	2444	6933	17

Source : C & DSC, A.P., Hyderabad.

SL NO	YEAR	NUMBER OF TEACHERS - UP SCHOOLS			TPR
		MALE	FEMALE	TOTAL	
1	1997-98	1631	1048	2679	43
2	1998-99	1673	1192	2865	43
3	1999-00	2108	1492	3600	37

Source : C & DSC, A.P., Hyderabad.

SL NO	YEAR	NUMBER OF TEACHERS - PRIMARY SCHOOLS			TPR
		MALE	FEMALE	TOTAL	
1	1997-98	5102	2913	8015	51
2	1998-99	2800	3513	9313	46
3	1999-00	6165	3769	9934	44

Source : C & DSC, A.P., Hyderabad.

Pedagogy and Teacher Training

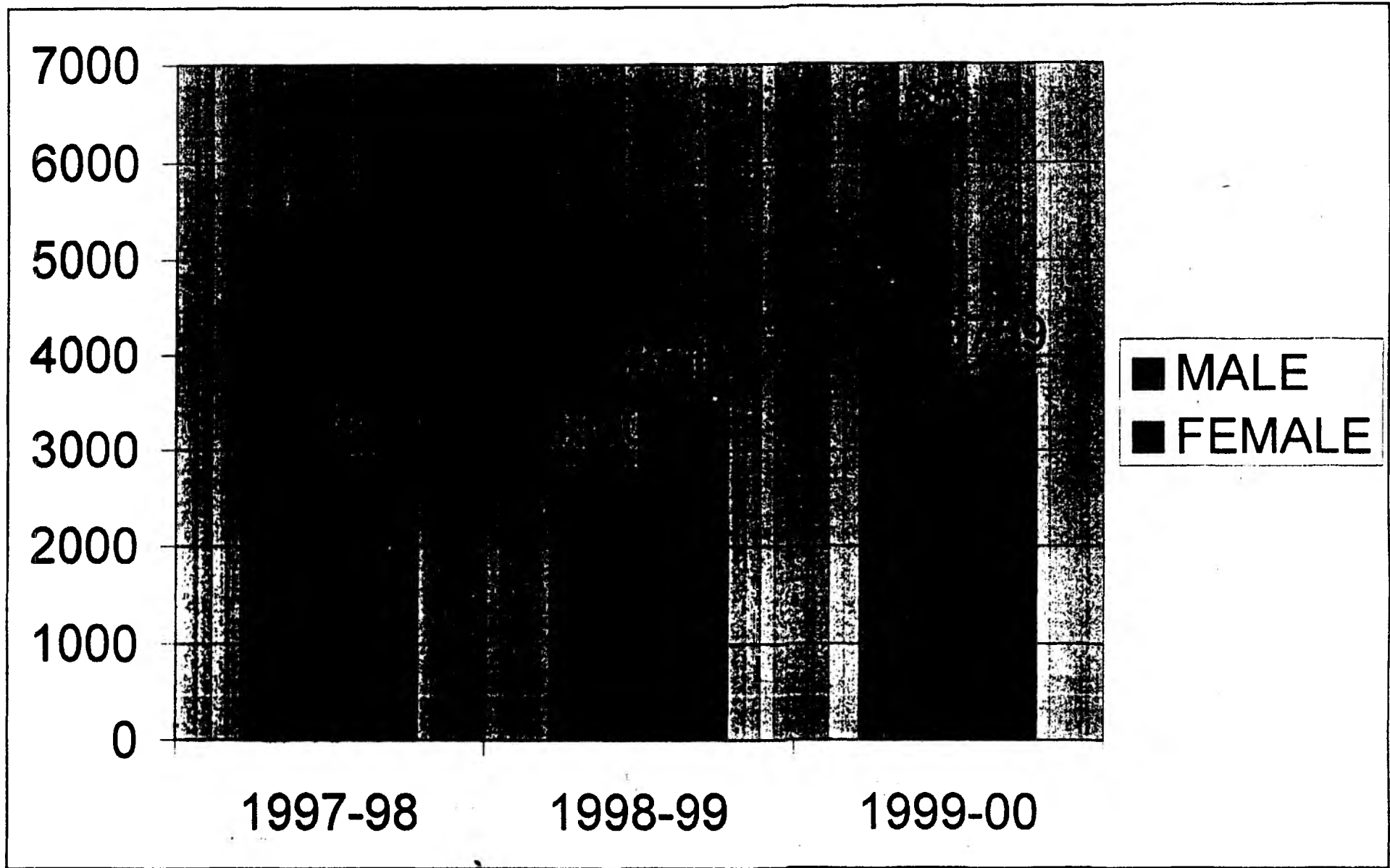
The focus of entire pedagogy process is the child. The needs of the children and their developmental processes requirements will forms the basis for providing classroom learning experiences for the children. Top priority will be given to basic skills of language and arithmetic and providing child friendly environment in the classrooms. Following are the guidelines for taking various initiatives under pedagogy and teacher training.

Parents and Community Perception on Quality Education

The planning teams at various levels i.e., District, Mandal, Habitation interacted with parents and community members on the aspects of quality education and pupil achievement during planning process. According to them the quality interns pupil output means for various grades is as follows

Class I

Children should able to tell the names of the days in a week, counting, numbers upto 10, identification of animals, trees & naming them.



Class II

Children able to sing some songs with action, arithmetic interm of number, estimation like more and less, reading time on a wall-clock etc.,

Class III

Doing simple purchases of vegetables and other goods in the market and paying the correct price and calculating the balance etc. Reading and Writing confidently.

Class IV

Story telling, narrating incidents in their own language, usage of English words, letter writing, day to day transactions.

Class V

Reading newspapers with confidence and making sense of the news and maintaining health and hygiene, reading other children literature and stories etc.

Class VI : Reading of Journals , using small English sentences, participating in social activities , writing small stories.

Class VII : Reading English news papers heads, small story books , religious books , reading biographies of great men.

These perceptions will be taken into consideration by developing the appropriate strategies for the improvement of Quality Pupil Outcome.

UPPER PRIMARY EDUCATION :

Quality concerns : Primary Education

Some of the concerns in the contemporary field practice, which need to be addressed, is as follows

a) Pedagogy of affection

In majority of the classrooms, it is observed that children are treated with strict discipline with restricted movements. Using of cane, practice of homework & assignments during and after school hours, less interaction between peers, no interactive material, with limited

pupil teacher interaction are some of the happenings in the classrooms which discourages pupil initiative and their participation.

The basic pedagogy, which can create vibrant classrooms, is the pedagogy of affection. Children should be treated with tenderness love, affection and care, which alone can motivate the children for their full participation in learning process and for their continuation in the school. Therefore necessary orientation will be planned to the teachers comprising these aspects, along with exposure visits for additional charges.

b) Pedagogy of Retention

Majority of the children of the schools of Government / local bodies are first generation literates, whose family background is not much encouraging for their full participation in the school and in other educative processes. It is also found that child abuse is prominent in the schools with the pretext that the students are often without school uniform, incomplete homework, not having adequate notebooks, pencils and other teaching learning material. This discourages children and creates aversion towards school, which leads to absenteeism and eventually resulting in the dropout.

Therefore teachers need to be oriented thoroughly on this subject of pupils retention vis-à-vis his family background. Wherever teachers are well acquainted with the family background of students, their interest towards children regular attendance and retention is quite encouraging and evident. An atmosphere will be created in the school for improved home-school contacts. Teachers will be sensitized in these aspects through orientation.

c) Curricular approaches – the model of providing information vs developing the abilities among the children.

The education especially elementary education became increasingly textbook centered and teacher centered. Children are overburdened with more textual material with more and more information added in repeated textbook revisions. The model of conveying of textual information by the teachers and memorization of concepts and content matter without much comprehension on the part of the children is evident in almost all the schools. This snubs the creativity and thinking potential of the children. There is no scope for originality, self-expression and imagination on the part of the pupil in the process of knowledge generation.

The profile of the child such as his innate abilities viz., thinking, reasoning, imagination, observation, estimation, comprehension, questioning, synthesis, analysis, evaluation etc are totally neglected. Content of various school subjects have not been seen as a media to develop these abilities. The objectives of primary education along with subject-wise objectives are never fully reflected in the textbooks as well as in pupil assessment procedures.

Therefore the component of development of children innate abilities through available textual material and other interactive material will be taken up and teachers will be oriented having this as one of the component in teacher training programmes.

Quality concerns - Upper primary Education:

The Primary focus of primary Education is providing Joyful learning Class room situation with child friendly school atmosphere with basic focus of learning of reading, writing and arithmetic. A single teacher can manage a class dealing with scholastic and non scholastic areas. Where as the Upper Primary Education is increasingly subject specific with trained man power i.e. Subject specific teachers such as Maths, Science, Social studies , Languages and other non scholastic areas. Further other

facilities such as buildings , Libraries , Reading room, Laboratories also required for improved education at Upper primary stage.

There fore focus will be on the following issues.

- Provision of additional building facilities to the existing Upper primary Schools and additional rooms to the primary school proposed for upgrading as Ups.
- Providing Library facilities – the existing upper primary schools have not been covered under OBB scheme. Therefore most of the schools do not possess any literature to the pupil as well as teachers. Therefore it is proposed to established libraries in all the upper primary schools which are existing and as well as new Upper Primary Schools proposed to be provided.
- **Laboratory facilities** : The curriculum at Upper Primary stage is increasingly subject specific and content oriented. The subject of science is being dealt as physical as well as biological science. The basic concepts of the sciences will be introduced which requires certain equipment in physics, chemistry, botany and zoology. There fore it is proposed to equip all the upper primary schools with the required equipment.

6.1 Academic conventions – Networking and Linkages – Primary and Upper Primary.

Teachers will be encouraged to adopt and work further on the methodology that they think it results in the improvement of pupil achievement and build up teacher momentum for a quality change in classrooms and pupil output by providing necessary support from SSA.

Therefore, it is proposed to encourage some of the interesting teachers who comes forward to implement improved practices in schools for the

development of competencies and abilities of the children. The changes will be implemented in classrooms as perceived by the teachers and these initiatives will be propagated to other schools by way of discussions, deliberations and field visits etc.

Following are the initiatives proposed to be taken up

- Language improvement programme
- Mathematics improvement programme
- Science Improvement programme
- Programme for sensitizing the community on child labour and educational issues.

6.2 Quality Teaching & Learning - Teacher training

A. PRIMARY STAGE

It is proposed to orient all the teachers both in-service and as well as newly recruited. Accordingly a five-day training programme will be organized for the regular teachers and a 10-day orientation programme to be conducted to the freshly recruited teachers as per the financial norms of SSA. The training will be conducted in a cascade mode viz., training of **District Resource Group (DRG)** by **State Resource Group (SRG)** which intern trains the **Mandal Resource Group (MRG)** and this MRG ultimately trains the teachers at mandal level / cluster level.

Table 6.2.a

Training – Personnel to be covered

No.of DRG	No. of MRG @ 8 per mandal	No.of Teachers		MEO / MRPs @4 per mandal	Un Trai ned Teac her
		In-service	Newly Recruited		
13	472	9535	1163	236	150

Micro Planning Survey – 2001

Table 6.2.b

S.No	Type of Training Programme	Duration	Frequency	Participations
1	Induction Training to newly recruited Teachers	30 Days	1	1213
2	Orientation Training to Volunteers (NRBC/ RBC)	3 Days	Twice a Year	3114
3	Refresher Course Training to Teachers Elementary	20 Days	5	9535
4	Orientation to ECE Instructors	7 Days	2 Times	1499
5	Induction Training to TOT / Volunteers	10 Days	4 Times	177
6	Training to Untrained teachers	60 days	twice a year	150
7	Training to SEC members	3 Days	2 Times	31910

Note : MEO / MRP / DRG / 2 MRGs should participate in each training .

Table 6.2.c

District Particulars of Teachers to be Covered for Training

No of Teachers under gone in service training	No of Teachers newly recruited	No of Untrained Teachers
9595	1163	150

Mandal wise Particulars of Teacher to be covered for Training are given in the appendix 6.2.c

B. UPPER PRIMARY STAGE :

The Upper Primary stage in Andhra Pradesh covers classes I – VII

The number of teachers up to primary classes i.e. class I – V are being provided at the rate of 1 : 40 teacher pupil ratio in non tribal areas and 1 : 20 in tribal areas. With regard to Upper Primary sections 4 teachers with

Graduation and B.Ed., qualification (School Assistants) viz. A teacher each of the subject area viz. mathematics / Sciences, Social studies / English and language pandits separately for telugu and Hindi.

Therefore it is required to provide training to the teachers in their subject areas for their capacity building as follows.

- Training to teachers in teaching Mathematics.
- Training to teachers in teaching Science
- Training to teachers in teaching Social studies
- Training to teachers in teaching Languages(Telugu, Hindi, English)

TRAINING FOR UPs - IMPLICATIONS OF SCERT AND DIET

The training will be in a cascade mode . The SCERT will plan the training programme as per the needs assessment at Primary &Upper primary stage with the help of state project office SSA and DIETs. Necessary module for the District resource group will be developed and training will be provided at state level . Further the DIETs will conduct the programme for the mandal level functionaries so that they can intern conduct training to the teachers and other field functionaries.

6.3 Constitution of District Resource Group (DRG), Mandal Resource Groups (MRG)

6.3.1. *District Resource Groups – Primary & Upper Primary stages.*

Since the training is in cascade mode, it is proposed to constitute District Resource Group (DRG) with the persons representing from DIETs, Head Masters, Teachers, Mandal Resource Persons etc., covering all subject areas of primary and upper primary schools. These DRGs will be exposed to various types of new initiatives on the professional development aspects of teachers and improved classroom practices within and outside the states. DRG intern orient the Mandal

Resource groups and visit the schools to monitor the implementation aspects.

In case of Upper Primary Stage the DRGs will be selected duly representing the various content areas i.e. Maths, Science, Social Studies and Languages and will be oriented accordingly for their capacity building.

6.3.2. Mandal Resource Groups (MRG)

Mandal Resource Groups will be constituted separately for Primary and Upper Primary stages with active Head Masters and teachers of primary and upper primary schools covering various curricular areas, who will be exposed to navel practices in addition to orientation by DRG groups, who in turn provide training and orientation to the regular teachers & freshly recruited teachers, Vidya volunteers, ECE instructors etc.

The MRG who specifically selected for Upper primary stage at the rate of one per subject i.e. Maths, Science, Social studies, Telugu, Hindi and English shall under take up the training aspects and as well as the monitoring and providing on job support to the teachers teaching Upper primary classes in addition to attending the TC meetings of Upper Primary school teachers.

Table 6.3.2

Training – Personnel to be Covered in the District

No. of Mandals	No. of MRG @ 8 Per Mandal	No. of Teachers			MEO/ MRPs @ 4 Per Mandal
		In-Service	Newly Recruited	Untrained Teachers	
59	472	9535	1163	150	236

Micro Planning Survey – 2001

6.4. School Support - Professional support Structures

The Professional support to teachers of Primary and Upper Primary teachers includes support from the DIET, MRC, TC & School Complexes in the Agency area.

a) District Institute of Education and Training (DIET)

National Policy of Education 1986 (NPE) laid down a vibrant role for DIETs in the quality improvement of elementary education. In practice the role of DIETs have been limited to imparting Pre-service training programmes and seldom monitor and provide on job support to the elementary school teachers in addition to in service training programmes. Therefore the DIETs are proposed to take up various quality initiatives for the improvement of elementary education as follows.

- Academic monitoring of schools
- As a part of DRG conduct in service training programmes to the teachers, Head Masters, ECE instructors, Mandal Resource Groups, monitoring and supervisory staff etc.
- Take up Research and Evaluation activities
- Participates in the planning processes i.e., perspective as well as Annual Work Plan Budgets.
- Conduct of achievement surveys and appraisal of various initiatives.

Therefore it is proposed for strengthening of DIETs by way of providing following support.

- Provision of equipment.
- Provision of furniture
- Provision of Library books

- Assistance to take up academic monitoring of schools – provision of vehicle.
- Contingency grants i.e., stationery, computer peripherals, travel allowances.

b) District Resource Centre(DRC):

The headquarters of East Godavari district is Kakinada. The district is broadly divided into five revenue divisions namely Rajahmundry, Amalapuram, Peddapuram, Kakinada and Rampachodavaram. The District Institute of Education and Training is located at Bommuru of Rajahmundry division and PMRC is located at Rampachodavaram. The District Educational Officer is functioning from the district headquarters. No resource center is located at the headquarters, Kakinada. If the resource centers were located at various revenue divisions, it is economical to the government and it is also easier to the teachers to attend various programmes without fail. Hence there is a need to construct one District Resource Centre at the district headquarters.

c) Mandal Resource Centres (MRC)

MRCs are the resource centres proposed to be established at Mandal Level under SSA to cater to the professional requirement of primary school and Upper primary school teachers as was done in case of mandals of DPEP districts. Each MRC will be provided with three Mandal Resource Persons for providing continuous on job support to the primary teachers and conduct of various in service training programmes at Mandal Level. MEO and MRPs will be working as a team for the improvement of quality of classroom transaction. All MRCs will be provided with a pucca building for conduct of various training programmes and as well as for the functioning of MEOs from this office.

The details of MRPs and MRCs as follows:

Table 6.4.a

MRCs	MRPs/SCRPs
59	218

Micro Planning Survey – 2001

Inputs

- Provision of Building
- Provision of Equipment
- Provision of Furniture
- Provision of Library Books – Video Library
- Provision of Contingency grants.
- Provision of capacity building of MRC Staff through orientations, exposure visits etc.

Functional aspects of MRCs / MRPs

- All the schools in the mandals will be divided among three MRPs for effective monitoring, supervision.
- Each MRP will visit all the schools in his cluster once in a fortnight and monitor the attendance of pupil and teacher and observe classroom transaction of all the teachers and provide necessary guidance. Each MRP also records his impressions in the Academic guidance register. In agency area each mandal de centralized for effective monitoring as school complexes. 33 school complexes with 54 SCRPs , 33 SCAs working in the Tribal area.
- Each MRC will maintain the information on various aspects of primary education pertaining to all the habitations in the form of registers and records viz., Mandal Profile, School Profile Stock File, School Monitoring returns, Enrolment & Retention School-wise particulars, School-wise furniture, equipment and accommodation

details, Mandal Census Register, Habitation Education Plan Register, MEO and MRP handbook, etc.

- In addition to monitoring the schools, the MRP also visits Early Childhood Education Centres and meets the School Committee members. Several orientation programmes have been planned for MRPs in the fields of Pedagogy, Girls' education, ECEs, Community Mobilisation, etc. for their capacity building and enable them to take up monitoring and supervision, effectively for UEE.

MRCs - Professional support mechanisms to Upper primary schools - Mandal Resource Group.

The MRPs Proposed for each MRC will be mostly monitoring the Primary schools and providing on job support in addition to collection of the statistical information from the primary and Upper Primary Schools . With regard to professional support to the teachers at Upper primary stage , a separate group of resource persons is required representing various subject areas. There fore it is proposed to identify strong teachers at the rate of one per each of the subject area of Maths, Science, Social and Languages from within the Mandal . Their services will be used for providing training and on job support to the upper primary teachers . Necessary TA,DA and Honorarium will be paid when ever their services will be used .

Total No of MRCs	Total No. of MRGs (@ 6 per Mandal) - representing the subjects (UPS)
59	354

b) Teacher Centres (TCs)

PRIMARY STAGE :

Teacher centres are sub mandal structures wherein primary teachers meet once in a month for professional exchange and to deliberate on the new innovations, ideas, TLM and other issues.

Each TC will be provided with Rs. 2000/- as Annual Grant for procuring necessary stationery and other TLM. These centres are proved to be effective source of teacher development and teacher motivation and are being served as centres for professional exchange in DPEP districts. On an average each mandal will be having 4 to 5 TCs. The details of the TCs are given bellow.

TEACHER CENTRES FOR UPPER PRIMARY STAGE :

During the Period of Andhra Pradesh primary Education project (1989 - 1995) The teacher centres which were established at sub mandal level supported for the professional exchange among primary teachers, which are being continued even after project ceases..

In view of SSA it is proposed to provide a forum for exchange of professional information among the teachers of Upper Primary stage. The Mandal Resource Centres proposed to be established with add on facilities is now proposed for the meetings of Upper primary school teachers at the rate of one per month and to a maximum of 10 per anum . An amount of rupees 2000 is proposed as grant per year per MRC towards TLM and other arrangements.

Table 6.4.b

No. of Mandals	No. of Teacher Centres
59	300

Micro Planning Survey - 2001

Mandal wise Particulars of Teacher Centres in the District are given in the appendix 6.4.b

6.5 Functional Aspects

- The MEO and MRPs and MRGs will be attending the Teacher Centre meetings regularly and take part in the deliberations.
- The broader agenda for the Teacher Centre meetings will be discussed and finalized DRG and MRG meetings within which they can have district-specific, mandal-specific, school-specific activities.
- Further, it is proposed to have theme-specific activities/trainings/workshops at TC level.
- Greater importance will be given for the development of innovative Teaching Learning Material on various curricular and non-curricular areas.
- The teachers will be encouraged to share their innovative practices and take away the prepared TLM to the schools.
- Subject wise meetings for exchange and for improved practice at MRC.

Inputs

- Annual grant of TLM @ Rs. 2000/- per TC per year for primary stage..
- Annual grant of TLM @ Rs. 2000/- per MRC per year for Upper primary stage..
- Training to TC Secretaries / Asst. Secretary of TC / TC guide manual.
- The MEO will act as TC secretary at MRC for Upper primary stage.
- Monthly teachers meet at TC(Primary) and MRC(Upper primary) for professional exchange .

6.6 Quality Teaching - School, Teacher and Teacher Centre /School Complex Grants(Primary & Upper primary stages)

In order to improve school infrastructure facilities and improved classroom practices. It is planned to provide annual grants to schools @ Rs. 2000/- per year per school to improve school infrastructure facilities and annual teacher grants @ Rs. 500/- per year per teacher for acquiring the required teaching learning material to enable him / her to implement the child-centred activity based pedagogy in the classrooms. It is also planned to provide annual grants to the teacher centres @ Rs.2000/- per year per Teacher Centre for stationery and TLM to be used in the TC meetings . The grants proposed as above will be released to all the Primary & Upper primary schools and teachers on an annual basis.

6.7 Development of TLM

Making the class room colourful and creating delightful atmosphere leads to attract the child to school, which requires preparation and usage of TLM. Teachers should be provided with necessary training i.e., need based, useful to them. Hand books also to be provided for immediate guidance. TLM should be develop according to need and availability of material.

Following are the major types of TLM required in each school.

Table 6.7.a

S.No	Type of TLM	Responsible Persons
1	ECE Kit	SRC / ECE
2	Joyful Learning Kit	DRGS
3	Mathematics Kit	DRGS /MRGS
4	Science Kit	DRGS/MRGS/TEACHERS
5	Recurring (Charts / Models with	Teachers

	indigenous material	
6	Subject wise TLM for Upper primary	MRGs & Teachers
7	Pupil intractive Material	DRG/MRG/TEACHERS
7	TLE (Black board/ TV /VCP / VCR	DPO

Table 6.7.b

Particulars of Grants – School, Teacher & Teacher Centre (Primary & Upper Primary)

No. of School	No. of Teachers	No of TCs proposed for UP teachers	No. of Teacher Centres
3519	10848	59	300

6.8 Teaching Learning Material to Upper Primary Schools

The Upper Primary Schools have not been covered with any sort of assistance towards TLM and other support services. Therefore it is proposed to provide assistance to these upper primary schools towards procurement of TLM through school committees (Community participation) @ Rs. 50,000/- per school. The procurement will be based on items selected based on the requirement to be determined by the teachers and school committees.

Table 6.8

No. of Mandals	No. of Upper Primary Schools
59	360

Mandal wise list of Up School are given in the appendix 6.8

6.9 Categorization of School into 'A', 'B' & 'C' - Primary & Upper primary.

It is planned to categorize all the schools into three categories 'A', 'B' and 'C' based on the following criteria to develop some motivation and internal competition to excel.

- ❖ Community Participation
- ❖ Enrollment
- ❖ High level of Retention
- ❖ Regular pupil and teacher attendance
- ❖ Pupil performance in reading & writing.
- ❖ Teacher Preparation, Development of TLM and display of Teacher and Pupil work.
- ❖ Utilization of OBB Equipment, Library Books and A.V Equipment.
- ❖ School Premises – Clean and Green
- ❖ Innovative activities taken up by Teachers.

The schools, which possesses high incidence of above criteria, may be treated as 'A' grade schools and schools which have potential to change into 'A' grade schools with little external assistance by way of motivation and guidance may be categorized in to 'B'. The remaining schools are proposed to be kept under 'C' category. The categorization of schools has already been taken place. The schools will be monitored and provided facilities based on the type of school to which it belongs.

6.10 Improved School Management – Training to Head Masters (Primary & Upper primary)

The School Headmasters leadership places a vital role for managing change in classrooms and school as a whole. The Head Master is supposed to play a key role and an initiator for the conduct of various programmes / meetings in school premises viz., with community, school committees, youth activists, parents, teachers for the

improvement of children education i.e., UEE. There are plenty of evidences for significant impact of effective school need on school improvement. The school heads shall play a vital role in the process of school effectiveness. Therefore it is proposed to provide an orientation on the management of school, school development initiatives, community mobilization, home school links schooling of out of school children etc.

Table 6.10

No.of Primary School H.Ms	No. of Upper Primary School H.Ms
3159	360

6.11 Proposed Strategies for School Improvement (Primary & UPs)

Awareness campaigns for the enrollment of all out of school children.

Need analysis of teacher training required improved community participation home school - links

1. Fencing around the campus with community involvement.
2. Raising flower / Fruit garden
3. Exhibiting of Teachers / Pupil work.
4. Proper usage of TLM supplied / manufactured.
5. Improving the curriculum transactions
6. Improving the school infrastructural facilities
7. Providing on job support to teachers
8. Strengthening teacher networking - teacher motivation

Mandal wise Particulars of School Management Training to Headmasters are given in the appendix 6.11

6.12 Academic monitoring of schools by DIETs

A centrally sponsored scheme of restructuring and reorganization of Teacher Education was approved in 1987. One of the five components of the scheme was establishment of DIETs.

DIETs mission is to provide academic and resource support at the grass root level for the success of the various strategies and programmes being undertaken in the areas of elementary and adult education with special reference to UEE. It is proposed to involve DIET faculty in academic monitoring of the schools. In this process, initiation has already been taken in assigning a set of schools which are 'B' and 'C' grade schools to DIET faculties who will monitor for a period of three to four months regularly and support various aspects of school matters viz., achievement levels of the children, classroom transaction, teacher preparation, TLM development, assessment procedures, enrolment and retention activities and other innovative activities taken by the teachers.

In addition to it, the DIET staff also attends Teacher Centre meetings which are scheduled to be conducted at sub-mandal level once in a month and participate in the deliberations of professional exchange. Support from DIET staff shall improve the schools in a holistic way and helps in exchange of ideas in addition to identification of teachers and schools.

Necessary support in terms of travel allowance (vehicle), stationery support, etc. will be provided to the DIETs.

The field interaction will be shared in the district core group meeting viz., staff of DEO, DPEP and DIET. The issues thus emerging will be reviewed and necessary initiatives taken for further improvement.

The faculty of DIET, Bommuru, East Godavari District, has adopted the 119 primary and upper primary schools in Rajahmundry(Rural), Kadiyam and Rajanagaram mandals vide Proceedings; Rc.No.6374/DPEP/B2/2000 of SPD, DPEP, Hyderabad dt. 4-12-2000. Each member of the faculty adopted six schools taking two from each of the said mandals. The schools were given grades A, B, C by the District Educational Officer, East Godavari District. The academic monitoring of the schools started on 17-01-2001. The faculty of the DIET has been providing academic support to the teachers working in their adopted schools. As the DIET, East Godavari has sufficient staff in all its departments, the members of the faculty can monitor the B and C grade schools on regular basis and improve the quality of education in these schools.

6.13 CURRICULAM AND TEXT BOOKS REVIEW

The Curriculum review in the AP is based on the curriculum review taken up from time to time at National level and as per the guide lines issued by NCERT . All the schools up to Secondary stage in the State follow the uniform curriculum and text books developed by SCERT at state level.

As a result of various pedagogical initiative taken up as a result of specialized projects at elementary stage such as Andhra pradesh primary education project (APPEP) and District Primary Education Programme warranted for necessary changes in the text books to suit the changed methodological processes of curriculum transitions and class room interactions . Accordingly a major step in the process of text book development was initiated during the APPEP and being continued in DPEP. Improved text books duly reflecting the modern pedagogical processes , and child centered , activity based pedagogy with exhaustive illustrations in multi color have been developed up to primary stage . Certain text books were further proposed for improvement , being taken up in DPEP in coordination with other primary education projects else where.

Therefore it is proposed to follow the curriculum developed for the state in proposed SSA districts. No separate exercise is proposed for this purpose.

(B) CURRICULAM AND TEXT BOOK REVISION FOR UPPER PRIMARY STAGE

In view of change of pedagogy at primary stage along with curriculum and text book renewal it is further proposed to maintain the transition form primary to Upper primary viz. Pedagogy , Illustrations, multi color etc.

The curriculum at primary stage reflects the potential for self learning and creating space for providing various teaching learning activities along with developing creativity and thinking skills among children. The same is proposed for upper primary stage with more stress on content with illustrations in addition to other non scholastic areas.

A text book development project is proposed which will be reflected in the state component plan shall deliberate the issue of curriculum renewal and text book development aspects.

6.14 CURRICULUM - GROUP SPECIFIC - TRIBAL, IED, CHILD LABOUR

TRIBAL

The District posses huge Tribal Population viz. Konda reddy's, Koyas Valmaki, Bhagatha, Konda Dora etc. covering 10 Mandals out of 59 Mandals in the District. The regional language of Telugu is being followed in all the Schools of Tribal areas. However it is proposed to develop bi-lingual primers and other TLM as supplementary material for the language acquisition and for other meaning ful transaction of concepts. Further it is proposed to provide special training to the teachers working in the primary and Upper primary schools of Tribal areas on the transaction of new curriculum and text books.

IED :

The curriculum and text books being followed in the state for various special groups i.e. Visually impaired, Hearing impaired , Mentally challenged etc will be followed in the District.

CHILD LABOUR :

A Programme of running residential bridge courses for the child labour in the age group of 9 - 14 is being taken up in the district. Three residential bridge courses are being run in Tribal Mandals for the purpose of main streaming of out of school children i.e never enrolled and drop out. In view of pupil background a separate curriculum and text books have been developed with the assistance of MVF, an NGO and Pioneer in child labour and their educational issues.

Further the material will be reviewed and renewed for the effective use and Joyful learning of the children in the camps. Further a variety of teaching learning material and other pupil interactive material will be developed reflecting various subject areas .

6.14 Pupil assessment procedures - Primary & Upper Primary

The present pupil assessment procedures do not reflect the pedagogical renewal and the nature of the children-learning and the major emphasis is on the testing of the children's cognitive abilities through written tests. There is no much relation between teaching-learning process and nature of assessment. Mostly it is a testing of children's memory and more stress is on the children's cause of tension, fear and anxiety. The assessment is not comprehensive enough and neglects the affective and psycho-motor aspects of pupil development. The test items do not reflect the objectives of the subject and its nature.

Therefore, it is proposed to change the entire pupil assessment procedures as elementary stage by making assessment a comprehensive one focussing on the entire child profile i.e., different aspects of cognitive, creative, aesthetic, psycho-motor, attitudinal, etc. rather than information acquisition through memorisation. The

assessment will be linked to pedagogical practices and as well as objectives of subject and education in broad.

It is also proposed to focus on the assessment of abilities of the children i.e., ability of thinking, reasoning, imagination, estimation, observation, synthesis, analysis, evaluation, etc. than information-acquisition in the process of knowledge generation. The test items also will be linked to nature of subject matter and its transaction. Further, emphasis will be on various types of assessment procedures viz., oral, written, performance, projects, etc. which reveal the overall development of the individual. Accordingly, the nature of tests, periodicity and areas of assessment, management and administering, etc. will be reviewed and modified accordingly.

Inputs:

- Workshops for the development of strategies on assessment procedures at elementary stage.
- Development of suitable module and other related literature.
- Orientation to teachers and other field staff.
- Workshops for the development of test items.
- Discussion of pupil assessment procedures in Teacher Centre meetings and MRC meetings .
- Assessment of Pupil performance for all the classes (class - I to Class VII) on an external basis one time per year.

Plan to improve the quality of Teacher Training:

a) Identification of Immediate and Long Term Needs of the Teachers

The In-service and Field Interaction, Innovation and Coordination (IFIC) department of the DIET in association with District Project Office will convene a workshop with practicing teachers, the members of the faculty of the DIET and the IASE and Mandal Education Officers to prepare a list of need-based training programmes keeping in view the immediate and the long term needs of the teachers / Vidya Voluteers.

Later, based on the list prepared in the workshop, an 'Opinionnaire for need based training programmes' will be developed by the faculty of the DIET and it will be circulated among the large proportion of teachers using the Stratified Random Sampling Method.

After analyzing the opinions of the teachers, the District Project Office will prepare a comprehensive list of training programmes that are to be conducted.

b) Existing capacity at District and Sub-district levels:

Apart from PSTE branch of the DIET, there are other branches like District Resource Unit, Curriculum, Material Development and Evaluation(CMDE), Education Technology (ET), Work Experience (WE), Planning and Management (P&M), In-service and Field Interaction , Innovation and Coordination(IFIC) and English Language Teaching Campaign(ELTC) in the DIET and about 20 lecturers are working in these departments.

Likewise District Resource Group(DRG) was formed to give necessary training to teachers. In the sub-district level, 8 MRGs, 3 MRPs and SCRPs will give necessary training support to teachers.

The faculty of the DIET, DRG, MRG, MRPs and SCRPs will give training to teachers in cascade mode.

c) Target Group:

The target group will be primary and upper primary school teachers,

headmasters of primary schools, Low Female Literacy

Headmasters(LFLHMs), headmasters of UP schools, Vidya volunteers,

ECCE Instructors, etc.

d) Duration, Frequency and Venue:

Duration of the training programme depends on the nature of the training. Frequency of the training depends on the number of trainees. The venue will be nearer to the trainees such as the DIET, District Resource Centre, Mandal Resource Centre and Teacehr Centre.

e) **Availability of Training Materials:**

The training modules will be developed by the trainers / Institutions based on the topic.

Table 6.13

S.No	Focussed Group	Type of TLM Required	Responsible Persons	Time	Target
1	Child Labour	Special modal charts / Models / Toys	SRGs volunteers	March Quarterly once	
2	Tribals	Special module low cost, no cost learning aids	MRGs / Teachers	July	
3	SEN	Aids / Boards / Models / Charts	SPO / Teachers	August	

6.14 Infrastructure Facilities :

Creating congenial atmosphere and facilitating easy and pleasant learning to the child necessitates provision of facilities like additional class rooms for additional enrollment, new buildings to schools without building etc.. peoples estimation and actual expenditure must be displayed on each new construction.

6.15 Training to Civil Engineers :

Awareness about SSA norms, transparency in implementation of works, qualitative work with peoples participation is essential for achievement of the set goals. There fore it is proposed to provided orientation to the Engineering staff on various aspects of quality construction using local technologies with participation of community .

6.16 Training to Habitation Education Committees :

The habitation education committees which are going to play a crucial role for the effective functioning of Primary / Upper Primary / EGS /AIE etc..

These committees should be evaluate their habitation plans periodically for implementing the strategies perfectly. There fore regular orientation is proposed on following aspects

1. Goals & Objectives and norms of SSA
2. Execution of Civil Works
3. Academic Issues and School monitoring
4. Out of school children , Enrollment , Retention
5. School beautification and other infrastructure facilities.

Chapter VII

Coverage of Special Focus Groups

7.1 Girls Education:

Pandit Jawahar Lal Nehru emphasized, “ Education of a boy is the education of one person, but education of a girl is the education of the entire family “. The national policy on education, 1986, says, The education of women should receive emphasis not only on the grounds of social justice but also because it accelerates social transformation ‘

Education of girls is the primary focus in Sarva Shiksha Abhiyan. Every activity under it will be judged in terms of its gender focus. In all the activities of SSA, efforts will be made to mainstream gender concerns.

The proportion of girls in the total enrolment is indicative of their forward march on the front of education. An attempt has been made to describe the general features of enrolment distribution of girls in East Godavari District. The following table shows the proportion of girls in the total enrolment in all the 59 mandals in East Godavari district.

Table 7.1
Percentage of Girls Enrollment to total Enrollment in the District -
Elementary stage

No. of Manadals	Total Children in Schools			% o Girls Enrollment
	Boys	Girls	Total	
59	359091	358741	717832	49.98

Micro Planning Survey – 2001

The Mandal Wise proportion of girls in the total enrollment is given in the appendix 7.1

With the males and females having an all most equal proportion in the total population there should all so be the same distribution pattern in enrollment. The data of Micro Planning Survey indicates the girls

enrollments in the district is more or less equal to the boys. There are 32 mandals with girls enrollment is less than 50 %, the remaining 27 mandals have girls enrollment more than 50 % to the total enrollment.

Education of Girls especially those belonging to the SC, ST and other backward classes is the primary focus of SSA. Following are the strategies proposed for mainstreaming of girl children who are out of school.

- Mobilization at the habitation / village, urban slums level using Women groups viz., DWACRA and other self-help groups for sensitizing the community, parents on child rights, for elimination of child labour and for universalisation of elementary education.
- Convening meetings and Grama sabhas, discussion on issues of girl children who are involved in sibling care, domestic work, wage earner etc., and their educational issues.
- Conduct of back to school camps (Residential) for adolescent girls.
- Conduct of habitation based alternative schools / back to school camps (Non-residential) exclusively for girls keeping in view of various minority groups.
- Conduct of regular attendance monitoring of the children especially girls and involving the community to take up the issue of irregular girl children.
- Monitoring the school children especially girls for their regular schooling especially in case of children who mainstreamed through alternative types of systems.
- Improved classroom environment to provide equitable learning opportunities (Teacher sensitization through training, toilets to the upper primary schools).
- Special focus on deprived pockets such as remote tribal areas, urban slums, coastal areas etc.
- Developing a forum of women teachers to take up awareness campaigns on girls education especially low female literacy mandals.

As there is a need for special efforts to bring ' out of school girls ' to schools, in the course of micro-planning, proper identification of ' out of school girls ' was made.

Residential Bridge Courses for Adolescent Girls were planned in the planning process.

During the Micro Planning Exercise, 76 Residential Bridge Courses for Adolescent Girls were planned by the Grama Sabhas in various mandals of the District.

Mandal wise requirement of Residential Bridge Courses for Adolescent Girls are given in the appendix 7.1.b

CONVERGENCE

In addition to Department of Education which is working for the cause of Girls education there are other departments working for the same i.e Department of Social Welfare , Tribal Welfare , Women and Child Development, Health department . The department Social welfare and Tribal welfare exclusively running schools and hostels separately for the Girls . The Department of Women development and child welfare has been conducting special residential camps for the adolescent girl child labour . Further the Districts have been conducting special schools for boys and as well as girls under National Child Labour project.

There fore it is proposed to converse with the above department for the 100% enrollment and completion of girls education. Visavis avoiding reputation on coverage.

7.2 Early Childhood Care & Education

A lot of importance was given to Early Childhood Care and Education (ECCE) by the National Policy on Education, 1986. ECCE was viewed as crucial input in the strategy of human resource development. ECCE is an effort for the school readiness of the children in the age group of 3 to 5 years and is a support service for working women of the disadvantaged sections of the society.

Sarva Shiksha Abhiyan realizes the importance of ECCE in improving the participation of children in schools. During the microplanning exercise, the existing Integrated Child Development Services were identified. The Gramasabhas discussed the need for Preschool Education System in the habitations that are not covered by ICDS.

The requirement of ECCE centres in the district is given below

Table 7.2

No of 3 – 5 yrs children attending	No. of existing Anganwadi Centres	No. of ECCE centres required
68840	2039	1499

Micro Planning Survey – 2001

Mandal wise requirement of ECCE centres in the District is given in the appendix 7.2

7.2.1 Inputs under ECCE

- Establishment of new ECE centres in the habitations wherever ICDS
- Anganwadies are not in existence.
- Assisting voluntary organizations for conduct of ECE centres.
- Strengthening of pre-school component of ICDS by way of convergence
- and to provide a stimulating environment for the children through
- strengthening of training and TLM component.
- Running the ECEs and Anganwadies in school premises during school
- hours under the supervision of Headmasters.

CONVERGENCE

It is proposed to work with full convergence with the department of women development and child welfare under which all the Angan wadi centres of ICDS are being functioning in the District. It is further proposed to provide partial support to the Anganwadi workers to make Anganwadi centers functional in the school premises or near by during school hours. So that the relieved girl children from sibling care can continue their full time school.

7.3 Interventions for Disabled Children

A survey of the disabled children was carried out during the microplanning exercise. The list of disabled children, habitation-wise, was prepared based on the household survey. Mandal-wise particulars of disabled persons(blind, deaf, dumb, physically handicapped and mentally retarded) in the age group of 5 to 18 years in the district were given below.

Table 7.3.

Disable Persons – Blind

5 – 7 Yrs			8 – 10 yrs			11 – 14 Yrs			15 – 18 Yrs			Grand Total		
B	G	T	B	G	T	B	G	T	B	G	T	B	G	T
80	58	138	103	101	204	118	88	206	64	53	117	368	301	669

Micro Planning Survey - 2001

Table 7.3.a

Disable Persons – Deaf

5 – 7 Yrs			8 – 10 yrs			11 – 14 Yrs			15 – 18 Yrs			Grand Total		
B	G	T	B	G	T	B	G	T	B	G	T	B	G	T
77	68	145	100	86	186	87	54	141	52	51	103	319	262	581

Micro Planning Survey - 2001

Table 7.3.b
Disable Persons – Dumb

5 – 7 Yrs			8 – 10 yrs			11 – 14 Yrs			15 – 18 Yrs			Grand Total		
B	G	T	B	G	T	B	G	T	B	G	T	B	G	T
192	166	358	250	231	481	156	129	285	115	83	198	717	613	1330

Micro Planning Survey - 2001

Table 7.3.c
Disable Persons – Physically Handicapped

5 – 7 Yrs			8 – 10 yrs			11 – 14 Yrs			15 – 18 Yrs			Grand Total		
B	G	T	B	G	T	B	G	T	B	G	T	B	G	T
407	280	687	648	431	1079	800	592	1392	479	306	785	2337	1612	3949

Micro Planning Survey - 2001

Table 7.3.d
Disable Persons – Mentally Retarded

5 – 7 Yrs			8 – 10 yrs			11 – 14 Yrs			15 – 18 Yrs			Grand Total		
B	G	T	B	G	T	B	G	T	B	G	T	B	G	T
254	189	443	361	272	633	285	185	470	165	108	273	1068	757	1825

Micro Planning Survey – 2001

Mandal wise details of Disabled Persons presented in the appendices 7.3, 7.3.a, 7.3.b, 7.3.c & 7.3.d

According to the guidelines given under SSA, the following initiatives have been proposed.

- Identification of children with Special Educational Needs.
- Assessment of disability in all the habitations of the mandals through camps.
- Mainstreaming of Disabled children into special schools depending

Upon the type and extent of disability.

- Efforts for integrating the disabled with the mainstreaming schools.
- Development of TLM and other training material for the teachers and as well as pupil.
- Providing resource support to schools through Special Resource Teachers.
- Convergence with other departments working for the disabled viz., Health, Disabled Welfare, Social Welfare, Women & Child Welfare, Tribal Welfare etc.,
- Procurement and supply of aids and appliances through various sources of GOAP and GOI.
- Conduct of trainings and capacity building programmes to the district resource groups on SEN activities.

CONVERGENCE :

It is proposed to work with convergence with the department of handicapped welfare who run the special schools for various disabled categories including welfare and other vocational rehabilitation services. Further it is also proposed to take the advantage of various schemes under operation for the welfare of the special children from the Government of India.

7.4 Tribal Children Education

Following strategies will be adopted for the improvement of education of tribal children and to ensure UEE in the stipulated time.

1. Campaigns and mobilization in tribal habitations.
2. Involvement of NGOs for providing alternative schooling facilities in un-served habitations to the tribal groups especially primitive tribal (PTG).
3. Conduct of residential and non-residential, back to school camps.
4. Development of TLM, which are bilingual in nature along with special training to the teachers working in tribal areas.
5. Training to VTDA members.
6. Special training to the School Complex Administrators and School Complex Resource Persons.
7. Provision of School and Teacher grants in tribal areas.
8. Constitution of MRCs and Teacher Centres, School Complexes in tribal blocks and close monitoring of schools along with on job support to teachers.
9. Academic monitoring through DIET staff.
10. Free textbooks, Uniforms, TLM (GOAP).
11. Administrative , Academic supervision by PO - ITDA

12. 125 Alter native schools are arranged in the hill area where the population existing 18 to 150 Which is not possible to open new schools.

CONVERGENCE :

A major initiative for the improvement of Tribal Education in tribal sub plan area is form department of Tribal Welfare and as well as integrated tribal development authority of the sub plan area. The ITDA is being running all the Schools in the area which includes Primary , Upper primary and High schools along with provision of teacher salary , school buildings , monitoring etc. The ITDA also conducting the special Ashram Schools and other residential Hostels including special hostels for the critical children . There fore the District Elementary Educational plan reflects special strategies for the improvement of tribal children education. The entire tribal plan will be implemented in coordination with the department of Tribal Welfare and ITDA.

7.5. Migratory Children

- Identification of migratory population at the habitation level in Grama Sabhas .
- Mobilisation of community organisations to sensitize the parents on the need for education.
- Convincing the parents to send the children to schools / Residential Schools / Residential Bridge Courses while they migrate to other places.
- Conducting short duration Bridge Courses to these migratory children.
- Conduct of special classes to these children to cope up with other children.

7.6 Street Children / Platform Children

- Identification of street children / platform children during squad inspections of the officials.
- Supporting rehabilitation programmes.
- Main streaming these children through residential bridge camps
- Close Monitoring of these children while they are in rehabilitation programmes and also after their joining in the regular schools.
- Regular squad inspection by authorities.

7.7 CHILD LABOUR

As per the Micro plan an estimated number of 50,310 children who were out of school during 2000-2001. Further the attendance monitoring reveals that there are 1,42,180 children who were irregular in various class I to VII in the age group of 5 - 14 years. All the out of school children so enlisted are working as child labour or working in domestic aspects helping the parents. There fore all out of school children considered as child labour.

There fore it is proposed for Utmost priority for relieving the child labour from the employer / Domestic work by way of conduct of awareness campaigns and sensitization of community parents, Teachers on various aspects of child labour and their educational issues and for their main streaming.

Strategies for the schooling of Child labour

- ✦ Formation of mandal level and village level core teams
- ✦ Conduct of meetings at mandal level with functionaries of various departments and NGOs
- ✦ Conduct of Village level campaigns , holding grama sabhas through village adoption officers.
- ✦ Validation of names of out of school children in the grama sabhas
- ✦ Relieving the child labour from the employer/Parents and getting them to the short term motivation of camps.
- ✦ Conduct of long term residential bridge course camps for the main streaming of out of school children.
- ✦ Conduct of non residential bridge courses at major habitations for main streaming of child labour.

- ✦ Main streaming after repeated intervals based on children age and achievements.
- ✦ Conduct of alter native schools/ EGS in hill areas.

CONVERGENCE WITH MVF

MVF is a premier NGO in the state on the eradication of child labour and for their education through conduct of residential and non residential bridge courses. Further suitable modules , material for the transition and as well as mobilization has been developed by MVF will be used in the district contest. The model of MVF with regard to mobilization and camps will be followed. Necessary exposure visits are being proposed for the mandal level and District level functionaries to the MVF.

7.8 Convergence with other departments

S.No	Focus group	Convergence of Departments
1	Girls Education	Edn. Dept., ICDS, NGO, Social & Tribal Welfare . Dept., NCLP
2	ECCE	Edn. Dept.,ICDS, NGO
3	Disabled Children	Edn. Dept., Health Dept., NGO, WELFARE OF DISABLED
4	PLOT FORM CHILDREN	RAILWAY,POLICE,E DUCATION ,WELFARE,NGO
5	MIGRATORY	DRDA,EDUCATION , REVENUE DEPT.,NGO,NCLP
6	Child Labour	Edn. Dept., SW.Dept , Labour Dept., NGOs , NCLP, Revenue Dept.

Chapter – VIII

Research, Evaluation, Supervision and Monitoring

8.1 Research

Adequate studies will be sponsored on various interventions to guide the future activities of the SSA for UEE. Research under the project will be viewed as a guiding force for taking up of various new initiatives for realizing the objectives of UEE. Small scale Pilot Projects for the implementation of programmes on emerging issues will be taken up as follows:

Mainstreaming of out of school children, Improvement of Pupil abilities in the Language, Arithmetic, creating interesting classrooms, Disabled children's education, Networking of Teachers. Education of focused groups i.e., SC, ST, Girls, ECE, Minorities etc.

Further teachers will be encouraged to take up action researches to solve problems faced in their day-to-day professional practice. Necessary training programmes will be conducted to the field staff i.e., MEOs, MRPs, Teachers, DIET Staff, DRG and MRG groups.

Inputs:

- Sponsoring research studies / pilot programmes, to the staff of DIETs, NGOs and other University based Resource Institutions with district specific focus
- Conduct of School mapping and micro planning exercises
- Provision of travel grant and honorarium for the personal involved in researches & innovations.

8.2 Evaluation Aspects

The impact of the project in the field in terms of progress in achievement of the objectives laid down under SSA in terms of indicators of implementation and progress and evaluating these at regular intervals. It is a sort of reflection and as well as consolidation of various initiatives both in terms of process and as well as outcome. Evaluation of following aspects will be taken up during the project.

- Functional aspects of various initiatives and their impact
- Progress in terms of achievement of objectives of SSA
- Participatory evaluation through community participation
- Conduct of pupil achievement surveys ie., base line and mid term surveys

Inputs:

- Capacity building of the field staff viz., DIET, MRC, DRG, MRG for conducting evaluation activities
- Conduct of pupil achievement surveys
- Orientation to community management structures for participatory evaluation.

8.3 Supervision and Monitoring

It is proposed to strengthen the DIETs and constitution of Mandal Resource Centres and strengthening of existing teacher centres in addition to community based management structures. For providing effective professional support to the schools.

- **The entire focus of monitoring and supervision is the child.** Therefore knowing the status of the child in terms of achievement of competencies / abilities will be the starting point and, the entire process will be back mapped to the availability and efficiency of teachers and their professional practice and other conditions of schools and out side schools respectively.

- The DIET staff will take up Academic Monitoring of schools and provide on job support / training to the teachers of Primary and Upper Primary schools.
- The District Resource Group will also visit the schools and track the progress of various schools categorized as A, B & C and provides guidance.
- The proposed structures for professional support at Mandal Level i.e., MRC with 3 Mandal Resource Persons who assist the Mandal Education Officer shall also monitor the schools and classroom practices and provide on job support to the teachers . In Agency area school complex resource persons will be act as felicitators to the schools.
- Adequate initiatives will be taken up for the capacity building of community level structures i.e., School Committees, Panchayat Committees, Mandal Committees to own and monitor the schools for its effectiveness and developing enabling atmosphere for the interfacing of school committees and other Panchayat Raj Bodies.

8.4 Management Information System (MIS)

The MIS is an important component of Planning and Implementation of Sarva Siksha Abiyan Programmes. The EMIS (DISE & PMIS) will be proposed to be set up at District level and take up following programmes.

- Basic information on schools like infrastructure facilities, TLM, furniture, equipment etc., of the schools of Primary and Upper Primary.
- Total children in the age group of 5-14, Name-wise.
- Name wise particulars of children those who are in school and out of school.
- Teacher information
- Pupil achievement in various school subjects for Primary and Upper Primary schools.

- **Enrollment, retention and actual completion rates**
- **School pupil ratio, Classroom pupil ratio, Teacher pupil ratio**
- **Progress in terms of project activities.**
- **Progress in terms of SSA objectives, quantitative data and analysis**
- **Updation of available data base (family survey) as a result of initiatives of SSA (PMIS).**

8.5 Objectives of MIS

- **To create comprehensive database at primary education level in the district and review the status every year.**
- **To monitor enrollment and retention**
- **To monitor performance in respect of students and achievement with special reference to girls and social groups.**
- **To monitor to implementation of all programmes and schemes under SSA.**

8.6 Inputs under SSA

- **Provision of computers and peripherals**
- **Provision of data entry operators (3), and Programmer**
- **Training to MIS staff**
- **Printing of Data collecting formats, collection of data, analysis, output**
- **Networking with districts and provision of Internet facilities**

Chapter – IX

Improving school infrastructure facilities and other civil works

9.0 Introduction

Several initiatives have been taken up for providing an atmosphere of school to the existing schools by way of providing minimum required building / classrooms and other infrastructure facilities like compound wall, toilets, storage facilities etc. Schools and classrooms must be attractive to provide an interesting and stimulating climate to the children.

The planning process taken up as a part of pre-project activities revealed over crowded classrooms, in adequate classrooms, running multiple classes simultaneously in single classrooms / verandah with two teachers etc. Majority schools do not possess proper space for storage and also security for the available audiovisual equipment and other TLM.

The expenditure on school buildings and other infrastructure facilities will be a one-time expenditure so that concentration will be focused on other quality aspects in subsequent years.

SCHOOL INFRASTRUCTURE FACILITIES - STATUS - EAST GODAVARI DISTRICT

(A) BUILDING LESS SCHOOLS

Sl.No	Total Number of Primary Schools	Number of Primary schools with building	Gap
1	3159	2617	542

(B) SCHOOLS WITH CLASS ROOMS

Sl.No	Total Number of Primary Schools	Number of Primary schools with				
		one room	two rooms	three rooms	four rooms	five and above
	3159	500	1333	600	102	82

(B) SCHOOLS WITH CLASS ROOMS

Sl.No	Total Number of Upper Primary Schools	Number of Upper Primary schools					seven and above	HM room	Library/ Lab
		two rooms	three rooms	four rooms	five	six			
	360	42	77	70	120	65	28	12	9

(C) TOILET FACILITIES

Total No of primary schools	Separate toilet for girls	Gap	Total No of upper primary schools	Schools with		Gap	
				Separate toilet for girls	Common toilets	Girls toilet	Common toilets
3159	50	3109	360	50	129	310	231

(D) ELECTRICITY FACILITY

Total No of primary schools	Primary schools with Electricity	Gap	Total No of upper primary schools	Ups with electricity	Gap
3159	378	2781	360	270	90

(E) DRINKING WATER FACILITY

Total No of primary schools	Primary schools with Drinking water	Gap	Total No of upper primary schools	Ups with Drinking water	Gap
3159	1168	1991	360	321	39

(F) MAJOR AND MINOR REPAIRS

	MAJOR REPAIRS				MINOR REPAIRS			
	Total No of primary schools	Primary schools with Major repairs	Total No of upper primary schools	Ups with Major repairs	Total No of primary schools	Primary schools with Minor repairs	Total No of upper primary schools	Ups with Minor repairs
	3159	1542	360	92	3159	879	360	29

groups/Self-help Groups/Yuvasakthi Sanghas by peoples committee formed for the purpose.

The quality of the work will be supervised by the peoples committee itself. Soon after the completion of work, the amount will be paid to the contractors by the peoples committee.

The same strategy was planned for providing facilities like; drinking water, electricity and toilets.

9.2 Execution of Civil Works

Community participation will be the means for undertaking Civil works in the improvement of school facilities. The School Committees will be given the responsibility of under taking construction work of new school buildings, additional classrooms and mandal resource centres in addition to repair and maintenance of school buildings.

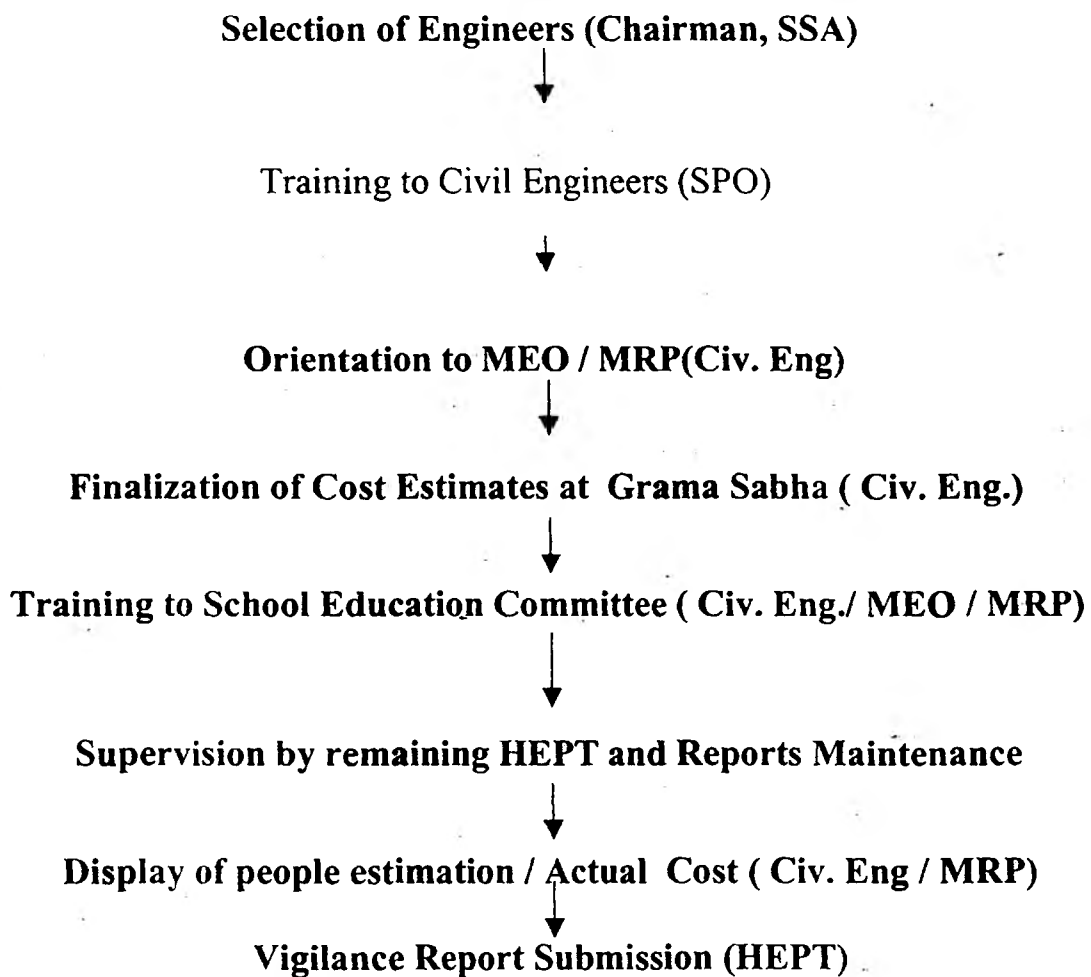
9.3 Community contribution

In addition to execution of civil works, the community agreed for contributing in following ways as decided in the Grama Sabhas while developing habitation educational plans.

- Providing land for the construction of **new** school buildings (about 1000 Sq Yards per new school) and adequate space for the additional classrooms

- Providing matching grant of Rs. 5000 for each school towards repair and maintenance of school buildings.
- Participation of the community / school community for the quality construction and monitoring for progress.
- Support for providing local material and other cost effective material (Cash, Kind & Service).

Monitoring System for Construction of Civil Works



Fund Flow :

Assessment Cost of Work done - Civil Engineers
 Joint Account Opened - SEC Chairman / HM.

9.4 Civil Works Proposals under SSA

9.4.1 Buildings to New Schools

As a part of expansion of access for the schooling facilities to all the children in the age group of 5-14, it is proposed to open formal primary schools in school less habitations. In addition to provision of two regular teachers per school it is also proposed to provide a building viz., two room verandah to each of the new primary schools. An amount of Rs. 2.5 lakhs is estimated for the construction of two-room verandah building. The school committees will be the executive agencies for the construction of school buildings.

Table – 9.4.1

Building for new schools	Building for building less schools	Implementation agency
275	542	School Committees

Micro planning Survey - 2001

Mandal wise list of proposals for schools buildings is given in the appendix 9.1

9.4.2 Additional classrooms

It is proposed to provide a room for every teacher in primary and upper primary schools as per SSA norms. The planning process ie. habitation education plans reveals the requirement of minimum 6231 additional classrooms in all the 59 project mandals. This provides minimum required space for each child for interaction and for other

learning processes. The School Committee will be the executive agency of construction work.

Table – 9.4.2

Additional Classrooms to existing schools

No. of additional classrooms	Implementation agency
6231	School Committees

Micro planning Survey - 2001

Mandal wise requirement of additional class rooms is given the Annexure 9.4.2. An amount of 1.2 lakhs is estimated for the construction of each additional class rooms.

9.4.3 Constructions Buildings to MRC

MRCs have been evolved as successful school support structures in DPEP districts wherein buildings have been provided to all the MRCs. Therefore it is proposed to provide Mandal Resource Centres at Mandal level to cater to the needs of providing in-service training to the teachers and other field functionaries along with functioning of MRPs from this office and to provide on job support to the teachers. In addition it is a centre for various resources such as library books, TLM etc., and teachers will be regularly using these centres for their professional growth and for interaction. MEO and MRPs will be functioning from this MRC. MRC will be supported with other add on facilities such as computers, furniture, equipment, stationery and other contingencies.

Therefore it is proposed to provide buildings to all the 59 mandals in a phased manner, which serves as office cum training centre. The MEOs and MRPs will function from the MRC.

Table – 9.4.3

Construction of Building to Mandal Resource Centres (MRC)

No. of Mandals	No. of MRC Buildings	Implementation Agency
59	59	Mandal Education Committee(M.E.C)

Micro planning Survey - 2001

Mandal wise particulars of buildings required is presented in the Appendix 9.4.3.

9.4.4 Construction is building to District Recourse Centre.

The headquarters of East Godavari district is Kakinada. The district is broadly divided into five revenue divisions namely Rajahmundry, Amalapuram, Peddapuram, Kakinada and Rampachodavaram. The District Institute of Education and Training is located at Bommuru of Rajahmundry division and PMRC is located at Rampachodavaram. The District Educational Officer is functioning from the district headquarters. Nor resource center is located at the headquarters, Kakinada. If the resource centers were located at various revenue divisions, it is economical to the government and it is also easier to the teachers to attend various programmes without fail. Hence there is a need to construct one District Resource Centre at the district headquarters in addition to other resource centers like DIET and PMRC.

Table : 9.4.4

No of DRC buildings	Implementation Agency
01	District education committee

Micro planning Survey - 2001

An amount of Rs. 15 lakhs is estimated for construction of DRC building. The District Education Committee is the executive agency for the construction of DRC building.

9.4.5 Maintenance and repairs of school buildings,

The habitation education plans were developed by the active participation of the community, revealed requirement of assistance towards maintenance, major and minor repairs of school buildings. This includes

- Repairs to windows and doors - minor
- Cement work on walls and doors, flooring - Major
- White washing - minor
- Providing storage facilities - Major
- Repairs to furniture, black boards etc - Minor
- Slab leakage , damaged walls - Major

The community has readily agreed for contributing some of estimated amount towards maintenance and repairs of school buildings i.e., Rs. 5000 per school, i.e., in terms of cash / kind / service.

Table – 9.4.5

No.of Schools with repairs		Implementation Agency
Major	Minor	
1634	908	School Committee

Micro planning Survey - 2001

Mandal wise area requirement of maintenance and repairs to school buildings is given in the appendix 9.4.5

9.4.6 Drinking Water facilities

The Gramasabhas identified the number of schools having drinking water facility. It was observed that out of 3519 primary and upper primary schools 1489 schools have drinking water facility. Basing on the proposals finalized by the various Gramasabhas the district core committee observed that 2030 schools required drinking water facility.

Table 9.4.6

No. of schools having drinking water facility	No. of schools required drinking water facilities
1489	2030

Micro planning Survey - 2001

9.4.7 Toilet facility in schools

Separate toilets for boys and girls is a dire necessity in any school. In East Godavari District, out of 3519 schools only 123 schools have toilets for boys whereas 179 schools have toilets for girls. Hence 3396 schools need toilets for boys and 3340 schools need toilets for girls.

Table: 9.4.7

No of schools required toilet facilities	
B	G
3396	3340

Micro planning Survey - 2001

Mandal wise requirement of toilet facilities in schools in given in the appendix 9.4.7.

9.4.8 Electricity facility in schools

Everyone knows that audio visual education plays a prominent role in the field of education. The government of Andhra Pradesh supplied TVs, VCRs, VCPs and cassettes to various primary schools under the audio visual education programme. It is sad to note that most of the schools have no electricity. During the planning process for Sarva Shiksha Abhiyan. It is observed that only 668 schools in the district have electricity. The remaining 2851 primary and upper primary schools need electricity facility.

Every one electricity for in

Table – 9.4.8

No. of Schools	No. of schools having electricity facilities	No. of schools required electricity facility
3519	668	2851

Micro planning Survey - 2001

Mandal wise requirement of electric facility in schools in given in the appendix 9.4.8

9.4.9 Strategy for maintenance repairs of schools building

The team members comprising members of school education committee and teachers will identify the specific nature of repairs like repairs to walls, doors, windows, blackboards, floor, ceiling and send proposals for the repairs to the District Project Office. Within 15 days of receiving the specific proposals for maintenance and repairs, the engineering cell of the District Project Office will visit the school and prepare estimations to execute the work. The work will be entrusted to the local DWACRA

Chapter X

Implementation arrangements

10.1 Organization responsible for the implementing of the programme

The activities under SSA will be implemented by an autonomous organization i.e., APPVP (Andhra Pradesh Pradhamika Vidya Parishad) implementation agency for the DPEP programmes in the State. The APPVP has been registered under the AP (Telangana Areas) Public societies registration Act 1350 fasli. for planning, implementing and monitoring the project formulated for achieving the objectives of the District Primary Education Programme as outlined in the project document. The APPVP has a General Council and Executive Committee (Karyavargam) with defined powers, functions and responsibilities. There is a well-structured State level Office as well as District level Offices (DPOs) in DPEP districts.

In view of proposed programme for UEE through SSA in Non-DPEP districts, the organization structure at State Level i.e., APPVP of DPEP is proposed to oversee the programme monitoring aspects of the SSA in the SSA districts.

10.2 Executing Agencies at various levels:

APPVP will execute project components through the following outside agencies in SSA districts.

Village Level	:	School committees
Mandal Level	:	Mandal Education Committee, Mandal Resource Center.
District level	:	DIET, District Education Committees
Regional Level:	:	IASEs, Universities (Guidance & Partnership)
State Level	:	SCERT, SIET

Andhra Pradesh Pradhamika Vidya Parishattu (APPVP) executes project components through the following outside agencies.

I. Village level:

Village-level management structures viz., School Committees have been formulated for all the schools through Community Participation Act, Andhra Pradesh, consisting of four members out of which, two are women members and one Chairman who are the parents of the children attending the school. In addition to School Committees, Panchayat Education committees have been formulated under the chairmanship of Panchayat President with the representatives of the members of the School Committees under the Panchayat along with other members to look after school matters and monitor the children education through their active participation and support.

Following are the functions of various committees at village level with reference to executing project components:

a) School Committees (SCs):

1. SC takes a lead role in executing all types of civil works at habitation level. The SECs shall identify and provide the free land to new schools and invite other contributions in cash and kind from the community.
2. Participate in the preparation of habitation educational plan.
3. SC members prepare village social map to record unenrolled and dropped out children and other resources.

4. Takes responsibility for mobilizing community and parents to sensitize them on the issues of child labour and their educational issues and also supports the school for improving the infrastructure facilities by contributing in terms of cash, kind, service.
5. Manage the school education fund for school development,
6. Ensure enrolment and retention of all the children.
7. Arrange for the services of local persons as teachers or instructors, where there is a felt need, on voluntary basis or on payment of fixed honorarium meeting the cost from school education fund as well as assistance from government.
8. Ensure excellence in the overall performance of the school and the children.
9. Ensure effective use of educational equipment supplied to the schools under various central / state schemes.
10. Monitor the ECE Centres in the other Alternative educational facilities in the habitation for mainstreaming the out of school children.

b) Panchayat Education Committees

- The Panchayat Education Committee shall take all steps required for the effective functioning of the schools in the Gram Panchayat and to achieve total literacy.

- The committee shall maintain a separate fund called panchayat Education fund through some taxes and donations from the public and help augment infrastructure facilities and supplement resource base for the school.
- Monitor the efforts initiated for UEE.

II) Mandal level:

Mandal is a viable basic unit and an immediate sub-level to monitor and support all the primary and upper primary schools under its jurisdiction.

a) Mandal Resource Centres:

1. MRC is an alternative structure proposed at mandal level to look after in-service training requirement of primary school & Upper primary School teachers and other functionaries at mandal level. In addition to training, MRCs are responsible for monitoring and supervision of schools and providing on-job support to the teachers. Each MRC will be provided with 3 Resource persons, viz., Mandal Resource Persons, who support and assist Mandal Education Officer.
2. MRPs regularly visit the school and monitor the attendance of pupils and as well as the teachers in addition to providing professional support to schools.
3. Guide and monitor the utilization of A.V. equipment and other teaching learning material.
4. Monitor all types of SSA viz., grants utilization, awareness campaigns, TC meetings, etc., and its impact.

5. **The training programmes proposed at MRC are:**
6. In-service teacher training and
7. Induction and recurrent training to newly recruited teachers and Vidya Volunteers.
8. Training of ECE workers
9. Training to SC members on community mobilization and for their participation in school matters
10. Conducts meetings with habitation-wise youth members, DWACRA, SC and other self-help groups for conducting campaigns and other mobilization activities sensitizing the community on child labour and their educational issues.

Mandal Education Committee (MEC):

- ❖ As per the AP School Education (Community participation) Act, 1998, Mandal Committees have been formed for all the mandals in the state to ensure active participation of the local community for the effective functioning of the school system and achieving the national goal of UEE in its true spirit. Mandal Education Officer is the Member Convener for Mandal Education Committee.
- ❖ The MEC shall monitor the functioning of the schools under the control of the mandal Parishad and take necessary corrective steps wherever necessary.

- ❖ Undertake annual evaluation of the performance of the schools, and its facilities and provide for academic supervision and inspection of schools under the control of Mandal Parishad.
- ❖ Prepare Mandal Education Plan and monitor the UEE interventions.

III) District Level:

District Education Committee:

District Education Committee has been formulated as per AP School Education (Community Participation) Act, 1998 under the chairmanship of ZP with Chief Executive Officer of ZP as member-convener. The District Committee is represented with parents, HMs, educationists, NGOs, DEO, representatives from other welfare departments, etc.

The Committee shall have to undertake annual evaluation of the performance of the schools and prepare annual budget and operate district education fund. It reviews all the initiatives of UEE and monitors the progress in achieving the UEE in scheduled time.

District Institutes of Education & Training:

- DIET is a premier academic institute at district level which provide all types of professional support to the teachers, supervisors and resource persons at mandal level and play a vital role for the enhancement of quality of elementary education.
- The role of DIET in the light of UEE (SSA) interventions is as follows:

- Academic resource centre in the field of elementary education, alternative education, pre-primary /ECE, etc-
- Training of MRPs in the key areas of Pedagogy, community mobilization, planning, multi-grade teaching, child-centred pedagogy.
- Development of district specific training strategies.
- Conduct process as well as impact evaluation of UEE (SSA) interventions.
- The faculty members of DIET will be the some of the core team members of District Resource Groups.
- Take up academic monitoring of schools.

IV) Regional level;

a) IASEs and Universities

- ✓ The institutes of Advanced Studies in Education and University departments of education are proposed as resource bases at regional level in the State. Following are the proposed activities to be taken up in partnership with them:
- ✓ Development of capacities for appraisal and supervision and for an effective EMIS.
- ✓ Conduct of evaluation and achievement studies, baseline mid-term and other sustainable studies.

- ✓ Training of District Resource Groups in teacher training in areas of Pedagogy especially Multi level, multi-grade teaching, activity based child centred education-
- ✓ Training of district resource groups in the areas of alternative schooling.
- ✓ Training of district groups in special education and needs of special groups like Tribals, SCs and fishermen depending upon the area specific needs of the district and the regions.
- ✓ Training of district resource group in Micro-planning and community based school management.

V) State level:

The State level institution like SCERT and SIET play a vital role in the capacity building activities of the various personnel associated with UEE (SSA) interventions.

a) SCERT:

- ❖ Conduct workshops. Seminars, training programmes for district level resource personnel, DIET faculty MRPs, and building their capacities in the areas of gender, problems of focused groups, community mobilization, and teacher motivation and school effectiveness.

- ❖ Innovation for quality improvement designing of TLM, developing training packages.
- ❖ Carrying out surveys and other assessment studies.
- ❖ Taking up research projects based on the requirements of the UEE.
- ❖ Documenting the progress made in primary education as a result of UEE and other interventions.

b)SIET:

- The SIET is presently playing a key role in the implementation of Educational Television programmes in the state for bringing qualitative improvements in the classroom process. In the context of UEE, SIET plays a vital role at three levels. (1) School, (2) Teacher Centre, (3) DIET at district level as follows:
- Supply of software both transmission and cassette mode.
- Designing and supplying of support material for maximum utilization of E.T.
- Training of user teachers in operation, maintenance and utilization of both hard ware and software supplied.

Other Agencies:

The Project management will also collaborate with outside academic institutions like Rishi Valley Education Center for improving Education quality. NGOs with

good track record and expertise in specific areas of interest like MV Foundation, will be associated in developing strategies and for training the project staff and to work in partnership.

The State Project Office and the District Project Office will also take up activities, which require intensive personal attention of SPD or other project staff. Development of training packages, Manuals, training of various functionaries, development of textbooks etc will be undertaken by project office directly in association with professionals from reputed institutions and individual consultants.

The State Project Office and District Project Offices with its cadre of committed professional, will undertake some of the activities with the support from National/State level Academic Institutions, NGOs, TSG, etc.

10.4 Participation Arrangements:

To ensure participation of stakeholders including parents, teachers and community at large the project has carefully designed arrangements for implementation. Many of the interventions should be implemented through organizations headed and managed by the parents of the school going children. A number of training and contact programmes have been planned to ensure regular community participation. The Head Masters would be involved in almost all crucial interventions. Networking with NGOs has been envisaged as a major implementation tool.

As mentioned in the previous chapters, the local level institutes community management structures viz., Village Education Committees, Mother Associations, School Committees etc., play a lead role in the planning,

monitoring and in the implementation of various school improvement programmes as follows:

10.4.1 Planning:

1. School Committees conduct survey for village level information and prepare a list of all the children name-wise who are in school and out of school in the age group of 5-14 yr.
2. School Committees participate and prepare habitation educational plan.
3. Mother Association identifies location, instructor and Ayah for starting ECE centres.
4. These committees identify major resources for support of elementary education activities in the habitations.

10.4.2 Implementation:

- School Committees take a lead role in executing all types of civil works at habitation level. The SC shall identify free land and invite other contribution in cash, kind from the community.
- School Committee members take responsibility of specific unenrolled dropped out children for schooling.
- Mother Association takes the responsibilities of running the centre by providing accommodation, teaching learning materials, along with

identification of local educated Youth as instructor and Ayah and provide monthly .salaries to them from SSA funds.

10.4.3 Monitoring:

- School Committees shall monitor the utilization of school and teacher grants and progress of civil works and its quality.
- School Committee monitors the efforts for releasing child labour from the work and mainstreaming them through various types of Bridge Courses.
- Monitor the regular attendance and retention of the children who are already in the school and also mainstreamed from child labour.
- School Committee monitors the attendance of the pupil and teachers from time to time.
- Mothers' Association shall monitor and supervise the functioning of ECE centres.
- School Committees monitor the utilization of teaching learning equipment supplied to school under various central and State schemes.
- School Committees also mobilize community support to provide necessary site and accommodation for establishing Alternate schools (A.S.) in school less habitations, which are not viable to start a Formal primary schools.
- Further these committees mobilize **public** support for enhancing school infrastructure facilities like building requirements, drinking water, toilets, school gardens etc., through Janma bhoomi and other voluntary service programmes.

- Training to SC members for developing awareness on school related issues, along with preparation of participatory village education plans.
- Conduct of model SC meetings and organization of Grama Sabha (Village meetings).
- Inter district and inter State tours of SC members for observing good practices.
- SC members from each village construction activity will be given training at district Nirmithi Kendras exposing them on day today construction techniques and other cost effective techniques.
- Training to the members of Mothers Associations on monitoring and supervision of ECE centres.

The Project Management will operate and facilitate at State/District level. At the village level, the project will be solely run by the parents and members of the community. This ensures commitment of management to the goal of UEE and DPEP objectives. At state and district levels project management will consist of persons with proven expertise, dedication to the organisation goals and willingness to work hard for the organisation.

Functional groups which will interact with each other for common objectives and goals will be set up with scope to contribute to spheres which may not be directly with them. Main areas will be teacher education MIS, Civil works wing, gender, disadvantaged groups and general management. Organization will be a learn one and with missionary zeal.

Accountability will be the motto of all the functionaries. They will hold themselves accountable to the assigned tasks as per project goals. Accountability includes efficiency in use of financial resources also. The project will aim for high degree of effectiveness and efficiency in deploying all resources.

For achieving the project goals, the management will cooperate the other convergent goal, departments, NGOs and other resource institutions. This will ensure sustainability of many components the initiatives the project also.

Following will constitute policy and working strategies of the Management:
State Project Office is already established and working at the state level for DPEP. In SPO, where people meet frequently in small, manageable groups, discuss milestones, recall successes and analyze failures to perform and achieve UEE objectives. The existing staffing pattern in SPO will be adequate to look after the interventions of SSA in the project districts.

10.5 District Project Office (DPO)

District Project Office (DPO) will be established in the district (on the pattern of DPEP districts) at the district headquarters. The District Educational Officer will be the ex-officio District Project Coordinator (DPC) of district SSA. DPC will be assisted by Addl. Project Coordinator who will be appointed by the Department of Education, Government of Andhra Pradesh. He/she shall have **the powers and responsibilities to carry out the various initiatives for UEE in consultation with District Educational Officer under the chairmanship of Collector and District Magistrate who is the chairman of district SSA, subject to entitlement, jurisdictional competence and delegation of financial and administrative powers as decided by the 'Executive**

Committee of the APPVP. Staffing pattern in DPO is as follows (as per the staffing pattern of DPEP district)

Table – 10.5

Yr. 2001

Sl. No.	Staff	In the cadre of
1	Additional Project Coordinator	Lecturer/Sr. Lecturer (DIET) / Dy.DEO
2	Academic Monitoring Officer	Lecturer/Sr. Lecturer (DIET) / MEO
3	Community Mobilization Officer	Lecturer/Sr. Lecturer (DIET) / MEO
4	Girl Child Development officer	Lecturer/Sr. Lecturer (DIET) / MEO
5	Accounts Officer	AAO of dept. of Treasuries & Accounts
6	Dy. Executive Engineer	
7	Asst. Engineers (two)	
8	Draughtsman	
9	Computer Programmer	
10	Data Entry Programmer (three)	
11	Superintendent	
12	Sr. Assistant	
13	Sr.Accountant	
14	Jr.Assistants(two)	
15	Jr.Accountant	
16	Attenders(two)	

Functional aspects of DPO

- Development of Annual Work Plan & Budget in de-centralised participatory mode.
- DPO is responsible for the implementation of all the activities as per AWP&B and submits progress reports from time to time as desired by SPO/GOI.
- Publication of reports, newsletters, etc.

Inputs

The DPEP project will be located in a rented building (provided suitable accommodation is not available in the office of the District Educational Officer). The DPO office will be supported with required furniture, equipment, salaries, vehicles and other MIS equipment along with stationery and other contingencies.

10.6 Flow of Fund

The process of funds will be from SPD to DPO.

- Funds flow from SPO to District Collector, Ex-Officio Chairman, District SSA by Committee Accounts Payee Cheque or Accounts Payee DD as per AWP&B provision
- All funds from DPO to executing agencies like School Committees, DIETs, MRCs, TCs will be through Accounts Payee cheque or Accounts Payee DD.
- Accounts will be maintained as per the statutory requirements for societies. Reports will be sent to SPO/GOI as per requirements.
- **Audit (as per the guidelines in vogue as in case of DPEP):**
 - a) Pre audit by AAO of DPO of all expenditure
 - b) Statutory audit every year, by the auditor appointed by Executive Committee,
 - c) Annual Audit by Chartered Accountant General.

10.7 General

Expenditure Payment will be sanctioned by:

- Competent authority
- Subject to Budget Provision
- within approved work plan
- In accordance with rules/procedure

Bank Transactions will be made by:

- Authorised signatory/Signatories
- With delegated competence
- Based on competent sanction

In all financial Transactions

- Prudent
- Cost effectiveness
- Transparency will be maintained.

Chapter - XI

Programme Initiatives - Component-wise Interventions

Chapter XI

Programme Initiatives - Component-wise Interventions

11.1 PROJECT MANAGEMENT

A) Major Strategies

- Establishment of District Project Office at District Head Quarters with District Collector & Magistrate as Chairman of the SSA programme with District Educational Officer as District Project Coordinator who will be assisted by Additional Project Coordinator.
- Provision of Equipment, Furniture, Stationery and other contingencies to the State Project Office and Salaries (not more than 6% of Total Project Cost).
- DPO is responsible for the implementation of all the activities as per the Annual Work Plan & Budgets and follow-up the activities and furnish progress reports on the performance indicators of the project both in Primary and Upper Primary level to the State Project Office and Government of India.
- The proposed staff pattern in DPO is as follows

Staff	in the cadre of
Additional Project Coordinator (APC)	Lecturer/ Sr. Lecturer (DIET) / Dy. D.E.O
Academic Monitoring Officer (AMO)	Lecturer / Sr. Lecturer (DIET) / MEO
Community Mobilization Officer (CMO)	Lecturer / Sr. Lecturer (DIET) / MEO
Girl Child Development Officer (GCDO)	Lecturer / Sr. Lecturer (DIET) / MEO
Accounts Officer (AAO)	AAO of dept. of Treasuries & Accounts
Dy. Executive Engineer (DEE)	
Asst. Engineers (AE) - 2 members	
Draughtsman	
Computer Programmer	
Computer Operators (three)	
Superintendent	
Sr. Assistant	
Jr. Assistants (two)	
Jr. Accountant	
Attenders (two)	

B) Activities

- Furniture for DPO
- Equipment for DPO
- Hire Charges for Vehicles for DPO
- Hire Charges for Vehicle for DIET
- Salary for DPO Staff
- Water, Electricity, Telephone etc.
- Rent for DPO
- TA & DA
- Equipment Maintenance and Operation at DPO
- Consultant Honorarium

C) Monitoring & Follow-up

The Sectoral Officers of DPO in charge of various major interventions will be monitoring the implementation of sector-wise planned programmes in all the mandals with adequate field visits and with review meetings. The Mandal Educational Officer alongwith Mandal Resource Persons will be implementing, monitoring the programmes at mandal level. The progress of the project in the field will be reviewed at divisional and district level with DRGs and MRPs / MEOs on monthly basis and the same will be shared at State level.

Further separate meetings will be convening reviewing the Education of Focussed Groups i.e., Girls Education, Tribal Education, IED, Minorities, ECEs, Child Labour, Migrated children etc., and taking up of necessary follow-up action.

The monthly progress reports will be compiled initially at District-level reflecting mandal-wise targets and achievements alongwith progress on project performance indicators and the same will be furnished to the State Project Office on a monthly basis.

C) Convergence

The SSA programme being an additionality to the existing departmental programmes and other initiatives being implemented by the departments such as Social Welfare, Tribal Welfare, Welfare of the disabled, Women & Child Development, necessary convergence may be established between these departments for the education of children upto elementary stage. Further, there are considerable number of NGOs operating from various geographical areas and working in the areas of education of tribals, child labour, girls' education, disabled children, etc., therefore, it is proposed to work with NGOs by way of supporting from SSA.

D) Budget Tables

The details of yearwise expenditure for various activities shown above for the years 2001-2010 is furnished herewith.

Table 11.1
Proposed Budget for the years of 2001 - 2010

Major Intervention Name : Project Management

(Rs. in lakhs)

S. No	Item	Act. Code	Category	Quality Parameter	Unit Cost	No. of days	2001-02		2002 - 03		2003 - 04		2004 - 05		2005 - 06		2006 - 07		2007 - 08		2008 - 09		2009 - 10		Total			
							Physical	Financial	Physical	Financial	Physical	Financial	Physical	Financial	Physical	Financial	Physical	Financial	Physical	Financial	Physical	Financial	Physical	Financial	Physical	Financial	Physical	Financial
1	Furniture for DPO	FU	NR	C	4.000		1	1.500	1	0.500			1	0.500	1	0.500			1	0.500	1	0.500			1	0.500	1	4.000
2	Equipment for DPO	EQ	NR	C	6.000	every year	1	1.000	1	2.000			1	1.000	1	0.500	1	0.500	1	0.500	1	0.500			1	0.500	1	6.000
3	Hire charges for vehicles for DPO	VH	NR	C	0.130	every year	5	7.800	5	7.800	5	7.800	5	7.800	5	8.400	4	6.720	3	5.400	3	5.400	3	5.760	5	62.880	5	62.880
4	Hire Charges for Vehicle for DIET	VH	NR	C	0.130	every year	1	1.560	1	1.560	1	1.560	1	1.560	1	1.680	1	1.680	1	1.800	1	1.800	1	1.920	1	15.120	1	15.120
5	Salary for DPO staff	SA	R	C		every year	20	16.660	20	25.000	20	27.500	20	30.000	20	32.500	20	35.000	20	37.500	20	40.000	20	42.500	20	286.660	20	286.660
6	Stationery for DPO	CO	R	C	18.000	every year	1	2.000	1	2.000	1	2.000	1	2.000	1	2.000	1	2.000	1	2.000	1	2.000	1	2.000	1	2.000	1	18.000
7	Water, Electricity, Telephone Etc	CO	R	C	0.150	every year	8	1.200	12	1.800	12	1.800	12	1.800	12	1.800	12	1.800	12	1.800	12	1.800	12	1.800	12	1.800	12	15.600
8	Rent for DPO	CO	R	C	0.150	every year	8	1.200	12	1.800	12	1.800	12	1.800	12	1.800	12	1.800	12	1.800	12	1.800	12	1.800	12	1.800	12	15.600
9	TA&DA	CO	R	C	0.100	every year	12	0.800	12	1.200	12	1.200	12	1.200	12	1.200	12	1.200	12	1.200	12	1.200	12	1.200	12	1.200	12	10.400
10	Equipment maintenance and operation at DPO	OP	R	C	8.800	every year	1	0.800	1	1.000	1	1.000	1	1.000	1	1.000	1	1.000	1	1.000	1	1.000	1	1.000	1	1.000	1	8.800
11	Consultant Fee	LC	NR	C	0.100	every year	2	1.600	2	2.400	2	2.400	2	2.400	2	2.400	2	2.400	2	2.400	2	2.400	2	2.400	2	2.400	2	20.800
	Total							36.120		47.060		47.060		51.060		53.780		54.100		55.900		58.400		60.380				463.860

11.2 PLANNING MANAGEMENT

A) Major Strategies

- Capacity building of local community and teachers for participatory planning and development of Habitation Education Plans.
- Capacity building of DRGs, MRGs, Teachers for school-mapping and micro-planning.
- Development of database on the major performance indicators of the project and analysis, target-setting, plan for implementation, participatory evaluation, etc.

B) Activities

- Planning Exercise - Development of Annual work Plans etc
- Training of MRPs in School Mapping, Micro Planning, School Improvement Plan etc
- Orientation to the MRPs on planning
- Exposure visits

C) Monitoring & Follow-up

Necessary networking will be planned among planning teams at state, district, mandal and habitation levels. Further, monitoring of development of Habitation Level Plans alongwith target-setting will be taken up alongwith the consolidation of these plans into mandal and district level plans. It is further proposed for the monitoring of achievement of targets as planned on each major indicator of UEE. Further, necessary reviews with MEOs, DRGs and MRGs will be taken up at district level to share the field-level implementation of the project alongwith problems, if any. The district planning teams and mandal planning teams will involve and take up the quarterly feedback in the districts. The implementation of the activities will be monitored and reviewed as per implementation schedule.

D) Convergence

Convergence will be established between the departments of Tribal Welfare, NCLP, Welfare of the Handicapped, Social Welfare where programmes are being implemented for the education of children.

E) Budget Tables

The details of yearwise expenditure for various activities shown above for the years 2001-2010 are furnished herewith.

Table 11.2
Proposed Budget for the years of 2001 - 2010

Major Intervention Name : Planning & Management

(Rs. in lakhs)

S.No	Item	Act. Code	Quality Parameter	Category	Unit Cost	No. of days	2001-02		2002 - 03		2003 - 04		2004 - 05		2005 - 06		2006 - 07		2007 - 08		2008 - 09		2009 - 10		Total			
							Physical	Financial	Physical	Financial	Physical	Financial	Physical	Financial	Physical	Financial	Physical	Financial	Physical	Financial	Physical	Financial	Physical	Financial	Physical	Financial	Physical	Financial
1	Planning Exercise - Development of Annual work Plans etc	AC	E	NR	0.100		59	5.900	59	5.900	59	5.900	59	5.900	59	5.900	59	5.900	59	5.900	59	5.900	59	5.900	59	5.900	59	53.100
2	Training of MRPs in School Mapping, Micro Planning, School Improvement Plan etc	TC	C	NR	0.0007	3 days	218	0.460	218	0.460	218	0.460	218	0.460	218	0.460	218	0.460	218	0.460	218	0.460	218	0.460	218	0.460	218	4.140
3	Oreintationto the MRPs on planning	TC	C	NR	0.0007	3 days	218	0.460	218	0.460	218	0.460	218	0.460	218	0.460	218	0.460	218	0.460	218	0.460	218	0.460	218	0.460	218	4.140
4	Exposure visits	AC	C	NR	0.05		59	2.950	59	2.950	59	2.950	59	2.950	59	2.950	59	2.950	59	2.950	59	2.950	59	2.950	59	2.950	59	26.550
	TOTAL							9.770		9.770		9.770		9.770		9.770		9.770		9.770		9.770		9.770		9.770		87.930

11.3 RESEARCH, EVALUATION, MONITORING & SUPERVISION

A. Major Strategies

- Development of suitable strategies for achieving the objectives of UEE.
- Capacity building of teachers and other field staff for taking up of small scale classroom-based teaching and other action research programmes.
- Evaluating the performance of the project in terms of inputs, implementation and monitoring on major indicators of the project.
- Developing suitable monitoring & supervision techniques and making the field staff more accountable.
- Taking up of surveys, studies on emerging issues.

B. Activities

- Conduct of Action Researches by the Teachers and field-staff.
- Conduct of Small Scale classroom-based Researches
- Orientation on Research and Evaluation to the field staff.
- Conduct of Pupil Achievement Tests - Primary - External - @ once in a year
- Conduct of Pupil Achievement Tests – Upper Primary - External - @ once in a year
- Baseline & Midterm Assessment – Primary & Upper Primary
- Academic monitoring of schools by DIET staff
- Academic Supervision by MRPs - Primary Stage
- Academic Supervision by MRGs - Upper Primary Stage
- Cohort Studies
- School Visits by DRGs & Reporting

C. Convergence

It is proposed to work with SCERT and Department of Education of various universities / IASEs / CTEs and share the findings of various field studies. It is further proposed to support these institutions to conduct various studies on emerging issues, social groups, etc. so that necessary strategies will be planned to achieve the objectives of SSA.

D. Budget tables

The details of yearwise expenditure for various activities shown above for the years 2001-2010 are furnished herewith.

Table 11.3
Proposed Budget for the years of 2001 - 2010

Major Intervention Name : Research, Evaluation, Monitoring & Supervision

(Rs. in lakhs)

S.No	Item	Act. Code	Quality Parameter	Category	Unit Cost	No. of days	2001-02		2002 - 03		2003 - 04		2004 - 05		2005 - 06		2006 - 07		2007 - 08		2008 - 09		2009 - 10		Total			
							Physical	Financial	Physical	Financial	Physical	Financial	Physical	Financial	Physical	Financial	Physical	Financial	Physical	Financial	Physical	Financial	Physical	Financial	Physical	Financial	Physical	Financial
1	Action Research	RE	Q	NR	0.020	2 per mand	118	2.360	118	2.360	118	2.360	118	2.360	118	2.360	118	2.360	118	2.360	118	2.360	118	2.360	118	2.360	118	21.240
2	Small Scale classroom based Researches	RE	Q	NR	0.100	2 per mand	118	5.900	118	5.900	118	5.900	118	5.900	118	5.900	118	5.900	118	5.900	118	5.900	118	5.900	118	5.900	118	53.100
3	Orientation on Research and Evaluation	TC	Q	NR	0.0007	7 days	277	1.360	277	1.360	277	1.360	277	1.360	277	1.360	277	1.360	277	1.360	277	1.360	277	1.360	277	1.360	277	12.240
4	Conduct of Pupil Achievement Tests - Primary - External - @ once in a year	RE	Q	NR	4.000	every year	1	4.000	1	4.000	1	4.000	1	4.000	1	4.000	1	4.000	1	4.000	1	4.000	1	4.000	1	4.000	1	36.000
5	Conduct of Pupil Achievement Tests - Upper Primary - External - @ once in a year	RE	Q	NR	2.000	Every Year	1	2.000	1	2.000	1	2.000	1	2.000	1	2.000	1	2.000	1	2.000	1	2.000	1	2.000	1	2.000	1	18.000
5	Baseline & Midterm Assessment	RE	Q	NR	4.000	2 times	1	4.000						1	4.000												2	8.000
10	Academic monitoring of schools by DIET staff (TA & DA)	RE	Q	NR	2.000	every year	1	2.000	1	2.000	1	2.000	1	2.000	1	2.000	1	2.000	1	2.000	1	2.000	1	2.000	1	2.000	1	18.000
11	Academic Supervision by MRPs - Primary Stage	RE	Q	NR	0.005	every month	218	7.850	218	11.770	218	11.770	218	11.770	218	11.770	218	11.770	218	11.770	218	11.770	218	11.770	218	11.770	218	102.010
12	Academic Supervision by MRGs - Upper Primary Stage	RE	Q	NR	0.003	Every Month	295	10.620	295	10.620	295	10.620	295	10.620	295	10.620	295	10.620	295	10.620	295	10.620	295	10.620	295	10.620	295	95.580
13	Cohort Studies	RE	Q	NR	0.050		10	0.500	20	1.000	20	1.000	9	0.450													59	2.950
14	School Visits by DRGs & Reporting	RE	Q	NR	1.000		1	1.000	1	1.000	1	1.000	1	1.000	1	1.000	1	1.000	1	1.000	1	1.000	1	1.000	1	1.000	1	9.000
	TOTAL							41.590		42.010		42.010		41.460		45.010		41.010		41.010		41.010		41.010		41.010		376.120

11.4 COMMUNITY MOBILIZATION & PARTICIPATION

A) Major Strategies

- Campaigns, Awareness building for the mobilisation and participation of community in the management of schools.
- Making Parent-Teacher Associations functional and improving home-school links.
- Frequent visit of community / parents to the schools and enquiring about the quality of the children education and school facilities.
- Capacity building of community management structures i.e., School Committees, Mothers' Committees, Panchayat Education Committees, Mandal Committees, etc. for their participation in school matters by way of orientations, exposure visits, sharing sessions, etc.
- Convergence between various Self-Help groups for the education of all the children in the age-group of 5-14 yrs. simultaneously.
- Awareness building and sensitisation of community on child labour and their educational issues.

B) Activities

- Orientation to SEC members
- Bala Melas at village / cluster level
- Mandal level campaigns against child labour, Campaign material etc
- Community mobilization at habitation level against child labour
- Mandal level meetings and motivation camps for child labour
- Exposure Visits to School Committees and Mandal Committees and other self-Help Groups.

C) Monitoring & Follow-up

The mandal level monitoring staff that is MEO and MRPs alongwith the Community Mobilisation Officer at district level shall monitor all the programmes of Community Mobilisation & Participation. In addition to these, necessary sharing sessions will be arranged to exchange the effective practices and exemplary works with community participation, etc.

Identification of School Committees and other community-activists will be taken up and further motivated for their improved participation for the cause of education of all the children in the age-group of 5-14 yrs.

D) Convergence

It is proposed to take assistance with NGOs who are working in the field and good at community mobilisation and relieving the child labour from the employers. Further, it is proposed to work for interface between Panchayat Raj bodies and other community management structures on various aspects of implementation of SSA programmes.

E) Budget tables

The details of yearwise expenditure for various activities shown above for the years 2001-2010 are furnished herewith.

Table 11.4

Proposed Budget for the years of 2001 - 2010

Intervention Name : Community Mobilization & Participation

(Rs. in lakhs)

Sl. No.	Item	Act. Code	Quality Parameter	Category	Unit Cost	No. of days	2001-02		2002-03		2003-04		2004-05		2005-06		2006-07		2007-08		2008-09		2009-10		Total			
							Physical	Financial	Physical	Financial	Physical	Financial	Physical	Financial	Physical	Financial	Physical	Financial	Physical	Financial	Physical	Financial	Physical	Financial	Physical	Financial	Physical	Financial
1	Orientation to SEC members	TC	C	NR	0.0003	3 days	14076	12.670	14076	12.670	14076	12.670	14076	12.670	14076	12.670	14076	12.670	14076	12.670	14076	12.670	14076	12.670	14076	12.670	14076	114.030
2	Bala melas at village / cluster level	AC	E	NR	0.250	every year	59	14.750	59	14.750	59	14.750	59	14.750	59	14.750											59	88.500
3	Mandal level campaigns against child labour, Campaign material etc	AC	E	NR	0.250	every year	59	14.750	59	14.750	59	14.750	59	14.750													59	73.750
4	Community mobilization at habitation level against child labour	AC	E	NR	0.010	every year	1271	12.710	1271	12.710	1271	12.710	1271	12.710	1271	12.710											1271	76.260
5	Mandal level meetings and motivation camps for child labour	AC	E	NR	0.700	every year	20	14.000	10	7.000																	30	21.000
	Exposure Visits to School Committees and Mandal Committees	AC	C	NR	0.010	every year	100	1.000	100	1.000	100	1.000	100	1.000	100	1.000	100	1.000	100	1.000	100	1.000	100	1.000	100	1.000	100	9.000
	TOTAL							69.880		62.880		55.880		55.880		55.880		41.130		13.670		13.670		13.670		13.670		382.540

11.5 ACCESS & ALTERNATIVE SCHOOLING

A) Major Strategies

- Improving access to all the children in the age-group of 5-14 yrs. (Primary and Upper Primary) by way of opening of New Primary Schools, Alternative Schools in School-less habitations alongwith upgradation of Existing Primary Schools into Upper Primary Schools.
- Mainstreaming of out-of-school children (child labour) through conduct of residential and non-residential Bridge Courses.
- Provision for the access of disabled children through Integrated Education in selective formal schools.
- Convergence with NCLP, Back to School programmes, Ashram Schools, etc. for the mainstreaming of out-of-school children.
- Improving school infrastructure both Primary and upper Primary Schools

B) Activities

- Conduct of Residential Bridge Courses
- Conduct of Bridge course for EGS
- Conduct of Non residential Bridge Courses
- TLM grant to Residential/ Non residential bridge courses
- Induction training to new teachers
- Training to AS volunteers/Bridge course volunteers
- Training of MRPs in turn to give training to AS /VV
- Salary of new primary school teachers proposed
- Salaries for required teachers as per TPR in Primary Schools
- Salaries for upper primary school required teachers as per TPR
- Salaries for upper primary school required teachers for proposed schools
- Alternate Schools Instructors honorarium ST area
- Honorarium for Vidya Volunteers existing in the place of MRPs
- Back to school programme
- Shed for alternate schools in ST area.,

- Exposure Visits to Volunteers
- TLM Workshops for Residential and Non-Residential Bridge Courses
- Review Meetings with Personnel of Residential Bridge Courses
- Review Meetings with Personnel of Non Residential Bridge Courses / EGS / NCLP - Division Level

C) Monitoring & Follow-up

- Access will be ensured upto Upper Primary stage of education for all the children in the age-group of 5-14 yrs. simultaneously.
- Monitoring for 100% access for all the children and support the families of first-generation literates for the schooling of their children.
- Community mobilisation and participation in the matters of access and improvement of such facilities.

D) Convergence

Convergence with the departments of NCLP, Back To School programme, Tribal Welfare, Women & Child Welfare, etc.

E) Budget Tables

The details of yearwise expenditure for various activities shown above for the years 2001-2010 are furnished herewith.

Table 11.5
Proposed Budget for the years of 2001 - 2010

Major Intervention Name : Access & Alternative Schooling

(Rs. in lakhs)

Sl. No.	Item	Act. Code	Quality Parameter	Category	Unit Cost	No. of days	2001-02		2002 - 03		2003 - 04		2004 - 05		2005 - 06		2006 - 07		2007 - 08		2008 - 09		2009 - 10		Total			
							Physical	Financial	Physical	Financial	Physical	Financial	Physical	Financial	Physical	Financial	Physical	Financial	Physical	Financial	Physical	Financial	Physical	Financial	Physical	Financial	Physical	Financial
1	Residential Bridge Courses	AS	A	R	7.600	1 Year	15	114.000	20	152.000	5	38.000	0	0.000	5	38.000	0	0.000	0	0.000	0	0.000	0	0.000	45	342.000		
2	Bridge course for EGS	AS	A	R	0.030	1 Year	173	5.190	173	5.190	173	5.190	173	5.190	171	5.130									863	25.890		
3	Non residential Bridge Courses	AS	A	R	0.240	1 Year	1027	246.480	1027	246.480	1027	246.480	1027	246.480	1027	246.480										1232.400		
4	TLM grant to Residential, Non residential bridge courses	TLM	Q	R	0.005	Yearly	1290	6.460	1320	6.600	1230	6.150	800	4.000	383	1.910										25.120		
5	Induction training to new teachers	TC	Q	NR	0.0007	6 days	1163	4.880	0	0.000	0	0.000	0	0.000											1163	4.880		
6	Training to AS volunteers Bridge course volunteers	TC	Q	NR	0.0007	10 days	1290	9.030	1320	9.240	1230	8.610	800	5.600	383	2.681										35.161		
7	Training of MRPs in turn to give training to AS, VV	TC	C	NR	0.0007	3 days	218	0.460	218	0.460	218	0.460	218	0.460	218	0.460	218	0.460	218	0.460	218	0.460	218	0.460	218	4.140		
8	Salary of new primary school teachers proposed	SA	A	R	0.012	every month	550	52.800	550	99.000	550	330.000	550	330.000	550	330.000	550	330.000	550	330.000	550	330.000	550	330.000	550	2461.800		
9	Salaries for upper primary school required teachers for proposed schools, Alternate Schools	SA	A	R	0.015	every month	1408	168.960	2816	559.500	2816	608.250	2816	709.630	2816	811.000	2816	2027.520	2816	2027.520	2816	2027.520	2816	2027.520	2816	10967.420		
10	Instructors honourarium ST area	HO	A	R	0.010	every month	125	10.000	125	15.000	125	15.000	125	15.000	125	15.000	125	15.000	125	15.000	125	15.000	125	15.000	125	130.000		
11	Honourarium for vidya volunteers existing in the place of MRPs	HO	A	R	0.010	every month	218	17.440	218	26.160	218	26.160	218	26.160	218	26.160	218	26.160	218	26.160	218	26.160	218	26.160	218	226.720		
12	Back to school programme	AS	A	R	0.500	every year	30	15.000	30	15.000	15	7.500	5	2.500	5	2.500									85	42.500		

Proposed Budget for the years of 2001 - 2010

Intervention Name : Access & Alternative Schooling

(Rs. in lakhs)

Item	Act Code	Quality Parameter	Category	Unit Cost	No. of days	2001-02		2002 - 03		2003 - 04		2004 - 05		2005 - 06		2006 - 07		2007 - 08		2008 - 09		2009 - 10		Total		
						Physical	Financial	Physical	Financial	Physical	Financial	Physical	Financial	Physical	Financial	Physical	Financial	Physical	Financial	Physical	Financial	Physical	Financial	Physical	Financial	Physical
Shed for alternate schools in ST area .	AS	A	NR	0.150	year			125	18.750															125	18.750	
Exposure Visits to Volunteers	AC	A	NR	0.0075		300	2.250	300	2.250	300	2.250	300	2.250													9.000
TLM Workshops for Residential and Non-Residential Bridge Courses	WS	Q	R	0.500	Alternative Years	4	2.000	4	2.000	4	2.000	4	2.000													8.000
Review Meetings with Personnel of Residential Bridge Courses	TC	A	R	0.500		10	5.000	10	5.000	10	5.000	10	5.000	10	5.000											25.000
Review Meetings with Personnel of Non Residential Bridge Courses / EGS / NCLP - Division Level	TC	A	R	0.500		12	6.000	12	6.000	12	6.000	12	6.000													24.000
Total							665.950		1168.630		1307.050		1360.270		1484.321		2399.140		2399.140		2399.140		2399.140		15382.781	

11.6 CIVIL WORKS

A) Major Strategies

- Improving school infrastructure – a room for every teacher in Primary and Upper Primary, a room for Headmaster in Upper Primary School / sector.
- Improvement of school facilities, construction of MRCs, DRCs, etc.
- Maintenance and repairs of school buildings.
- Getting community support in terms of cash, kind and services for the construction of school buildings.
- Involvement and implementation of construction of school buildings by School Committees.
- Capacity building of School Committees for their participation in construction of school buildings in terms of cost-effectiveness and using of local material.

B) Activities

- Building for building-less schools
- Building for new schools
- Additional classrooms for existing schools
- Classrooms for proposed new UP schools
- Toilet facility to existing schools
- Drinking water facility for existing schools
- Electricity facility for existing schools
- Mandal Resource Centre building
- District Resource Centre building
- Major repairs to school buildings – roof-leaking etc
- Minor repairs to school buildings

C) Monitoring & Follow-up

Fortnightly Progress Reports will be obtained from field-level staff duly indicating physical and financial status.

D) Convergence

Adequate space will be provided to each child by way of construction of classrooms through SSA and other state level programmes viz., Janmabhoomi programme, IRDP, JRY, REGLY, PR, etc.

E) Budget Tables

The details of yearwise expenditure for various activities shown above for the years 2001-2010 are furnished herewith.

Table 11.6
Proposed Budget for the years of 2001 - 2010

Major Intervention Name : Civil Works

(Rs. in lakhs)

S. No.	Item	Act. Code	Quality Parameter	Category	Unit Cost	No. of days	2001-02		2002 - 03		2003 - 04		2004 - 05		2005 - 06		2006 - 07		2007 - 08		2008 - 09		2009 - 10		Total				
							Physical	Financial	Physical	Financial	Physical	Financial	Physical	Financial	Physical	Financial	Physical	Financial	Physical	Financial	Physical	Financial	Physical	Financial	Physical	Financial	Physical	Financial	
							1	Building for buildingless schools	CW	R	NR	2.500		68	170.000	200	500.500	246	615.000	0	0.000								
2	Building for new schools	CW	A	NR	2.500		75	187.500	100	250.000	100	250.000	0	0.000													275	687.500	
3	Additional classrooms for exjsting schools	CW	R	NR	1.200		1231	1477.200	2000	2400.000	3000	3600.000	0	0.000													6231	7477.200	
4	Class rooms for proposed new UP schools	CW	A	NR	1.200		800	960.000	800	960.000	512	614.400		0.000													2112	2534.400	
5	Toilet facility to existing schools	CW	R	NR	0.100		1000	100.000	3136	313.600	3000	300.000	0	0.000													7136	713.600	
6	Drinking water facility for existing schools	CW	R	NR	0.100		406	60.900	406	60.900	609	91.350	609	91.350														2030	304.500
7	Electricity facility for existing schools	CW	R	NR	0.050		285	14.250	1140	57.000	1141	57.050	285	14.250														2851	142.550
8	Mandal resource centre building	CW	C	NR	6.000		10	60.000	20	120.000	19	114.000	10	60.000													59	354.000	
9	District resource centre building	CW	C	NR	15.000				1	15.000																	1	15.000	
10	Major Repairs to School Buildings - Roof Leaking etc	CW	R	NR	0.200		120	24.000	120	24.000	87	17.360																65.360	
11	Minor Repairs to School Buildings	CW	R	NR	0.050		200	10.000	300	15.000	408	20.400																45.400	
	TOTAL							3063.850		4716.000		5679.560		165.600														13625.010	

11.7 PEDAGOGY & SCHOOL-IMPROVEMENT

A) Major Strategies

Pedagogical renewal at Primary and Upper Primary stages through following initiatives:

- Revision of curriculum and textbooks.
- Teacher Training.
- Development of Teaching-Learning Material and other pupil interactive material.
- Pupil-assessment procedures reflecting pedagogical renewal.
- On-job support to the teachers through DRG, MRG, MRC and DIET.
- Evolving Pedagogy as child-centred and activity-based with pupil participation.
- Constitution of academic groups viz., DRG and MRG for pedagogical planning and field interaction.
- Professional exchange among teachers through conduct of cluster-level meetings at Teacher Centres.
- Teachers' Forums and networking for motivation and commitment.
- Capacity building of DIETs, MRCs for providing academic support to schools and teachers.
- Language improvement, Science improvement and Maths improvement programmes – diagnosis and follow-up.

B) Activities

- School Visioning Workshop – Primary
- School Visioning Workshop – Upper Primary
- Teachers training in activity-based MG teaching and other aspects
- Training to untrained teachers
- Training to newly-recruited teachers
- Training to MRPs in methodology
- Orientation/ Training of DRGs

- Training to Teachers of Upper Primary Stage in content
- Training to MRGs for UP Stage – subject-wise
- Capacity Building of DRG at UP Stage
- TLM grant for teachers of formal schools
- TLM Grant for Teachers of Upper Primary Schools
- School grants – Primary
- School grants – Upper Primary
- TLE grant to new schools
- TLE grant to UP schools – existing one time only
- TLE grant to proposed UP schools – existing
- TC grant – Primary
- TC Grant for UP school at mandal level
- Furniture to DIET
- Furniture to MRC
- Equipment for DIET
- Equipment for MRC
- Consultancy / Guest facility & contingencies to DIET
- Convergence meeting with Engineering Department
- Training to SEC on Civil Works
- Academic review meetings
- Library Books for DIET
- Library books for MRCs
- Printing of modules
- TC Coordinator training
- Teachers academic conventions - Primary (Division-wise)
- Teacher Academic Conventions - Upper Primary (Division-wise)
- TLM Melas & Exhibitions
- Mandal-level TLM workshops
- Equipment maintenance and operation at DIET

- Equipment maintenance and operation at MRC
- Exposure visit to DRG & MRG – Academic
- School Library books & Magazines – Primary
- School Library books & Magazines – Upper Primary
- Review Meetings with DRGs & MRGs / MRP (Division-level)
- Seminar on Pedagogic issues
- Workshop on the development of material in non-cognitive areas
- Projects at Primary Stage – Workshop
- Projects at Upper Primary Stage – Workshop
- Children Science Camps
- Science Improvement Programme - Primary and Upper Primary - Experimentation

C) Monitoring & Follow-up

- School monitoring through MRCs and DIETs, DRGs.
- Conduct of review with DRGs, MRPs, MEOs, DIET staff, etc. on the functional aspects of schools and pupil achievement.
- Conduct of classroom observations, pupil achievement at regular intervals and to take necessary steps for improvement.

D) Budget Tables

The details of yearwise expenditure for various activities shown above for the years 2001-2010 are furnished herewith.

Table 11.7
Proposed Budget for the years of 2001 - 2010

Major Intervention Name : Pedagogy & School Improving

Sl. No	Item	Act. Code	Accd. num	Mini Code	Mini_num	Quality Parameter	Category	Unit Cost	No. of days	(Rs in lak)																							
										2001-02		2002-03		2003-04		2004-05		2005-06		2006-07		2007-08		2008-09		2009-10		Total					
										Physical	Financial	Physical	Financial	Physical	Financial	Physical	Financial	Physical	Financial	Physical	Financial	Physical	Financial	Physical	Financial	Physical	Financial	Physical	Financial	Physical	Financial		
1	School Visioning Workshop - Primary	WS	7	PED	7	Q	NR	0.500	5 days	1	0.500			1	0.500													1	1.000				
2	School Visioning Workshop - Upper Primary	WS	7	PED	7	Q	NR	0.500	5 days	1	0.500			1	0.500													1	1.000				
3	Teachers training in activity based Mo teaching and other aspects	TC	6	PED	7	Q	NR	0.0007	21	9535	133.490	13281	185.930	16667	233.340	16667	233.340	16667	233.340	16667	233.340	16667	233.340	16667	233.340	16667	233.340	16667	1952.800				
4	Training to untrained teachers	TC	6	PED	7	Q	NR	0.0007	60	150	6.300	150	6.300	150	6.300	150	6.300	150	6.300	150	6.300	150	6.300	150	6.300	150	6.300	150	56.700				
5	Training to newly recruited teachers	TC	6	PED	7	Q	NR	0.0007	60	3746	78.600	3396	71.300	0	0.000	0	0.000	0	0.000	0	0.000	0	0.000	0	0.000	0	0.000	0	149.900				
6	Training to MRPs in methodology	TC	6	PED	7	Q	NR	0.001	4-day	218	0.920	218	0.920	218	0.920	218	0.920	218	0.920	218	0.920	218	0.920	218	0.920	218	0.920	218	8.280				
7	Orientation Training of DRGs	TC	6	PED	7	C	NR	0.500	1 day	1	0.500	1	0.500	1	0.500	1	0.500	1	0.500	1	0.500	1	0.500	1	0.500	1	0.500	1	4.500				
8	Training to Teachers of Upper Primary Stage in content	TC	6	PED	7	Q	NR	0.0007	7 days	3268	16.013	5820	28.518	5820	28.518	5820	28.518	5820	28.518	5820	28.518	5820	28.518	5820	28.518	5820	28.518	5820	244.157				
9	Training to MRGs for UP Stage - Subject-wise	TC	6	PED	7	Q	NR	0.0007	3 days	354	1.239	354	1.239	354	1.239	354	1.239	354	1.239	354	1.239	354	1.239	354	1.239	354	1.239	354	11.151				
10	Capacity Building of DRG at UP Stage	AC	8	PED	7	C	NR	0.500	1 day	1	0.500	1	0.500	1	0.500	1	0.500	1	0.500	1	0.500	1	0.500	1	0.500	1	0.500	1	4.500				
11	TLM grant for teachers of formal schools	TLM	11	PED	7	Q	R	0.005	every year	9335	46.675	13281	66.405	16667	83.335	16667	83.335	16667	83.335	16667	83.335	16667	83.335	16667	83.335	16667	83.335	16667	696.425				
12	TLM Grant for Teachers of Upper Primary Schools	TLM	11	PED	7	Q	R	0.005	every year	3268	16.340	5820	29.100	5820	29.100	5820	29.100	5820	29.100	5820	29.100	5820	29.100	5820	29.100	5820	29.100	5820	249.140				
13	School grants - Primary	TLM	11	PED	7	Q	R	0.020	every year	3832	76.640	4498	89.960	4498	89.960	4498	89.960	4498	89.960	4498	89.960	4498	89.960	4498	89.960	4498	89.960	4498	796.320				
14	School grants - Upper Primary	TLM	11	PED	7	Q	R	0.020	every year	817	16.340	1455	29.100	1455	29.100	1455	29.100	1455	29.100	1455	29.100	1455	29.100	1455	29.100	1455	29.100	1455	249.140				
15	TLE grant to new schools	TLM	11	PED	7	Q	R	0.100	every year	275	27.500																	275	27.500				
16	TLE grant to UP schools existing one time only	TLM	11	PED	7	Q	R	0.500	every year	360	180.000																	360	180.000				

11.8 EDUCATION OF FOCUSSED GROUPS

11.8.1 . Girl Child Education

A) Major Strategies

- Awareness campaigns and sensitisation of the community, employers on girl child labour and relieving them from work.
- Mainstreaming of girl child labour through conduct of residential and non-residential Bridge Courses.
- Conduct of *Bal Melas* in the habitations with more girl out-of-school children and motivating the children and parents for schooling.
- Sensitisation of teachers, parents and community on gender issues.

B) Activities

- Residential Bridge Course Camps for Girls
- Mobilization and Training - Camps
- Gender Issue Workshop
- Printing of Modules
- Review Meetings and Convergence Meetings

C) Monitoring & Follow-up

The activities relating to education of girl children will be monitored through Girl Child Development Officer at district level and through MRPs and MEO at mandal level. The enrolment of all the girl children at the age-group of 5-14 yrs. will be monitored against the database developed through Family Survey conducted as a part of pre-project activities of SSA. Further, regular attendance alongwith achievement will be monitored on a regular basis.

D) Convergence

It is proposed to work with Convergence with the department of Women Development & Child Welfare, who runs various programmes for adolescent girls who are out-of-school children and child labour. Further, the departments of

Social Welfare and Tribal Welfare are running special hostels for girls with whom the convergence will be established for child-tracking and schooling.

E) Budget tables

The details of yearwise expenditure for various activities shown above for the years 2001-2010 are furnished herewith.

11.8.2 Early Childhood Education

A. Major Strategies

- A programme for children in the age-group of 3-5 yrs. for providing school-readiness programme and relieving girl children from sibling care.
- Establishing ECE Centres in the habitations where Anganwadi Centres are not established.
- Support to existing Anganwadi Centres to make them run in the school premises during school hours.
- Capacity Building of Mothers' Committees to own and run the ECE Centres.

B. Activities

- Opening of Early Childhood Education Centres.
- Induction training of ECE instructors
- Training of Mothers Association Members
- Training to ECE and Anganwadi Instructors
- Training of MRPs and Girl child Officers on ECE
- Training of teachers where ECE is being opened
- Convergence workshop for ECE - Division-wise
- TLM for ECE
- Printing of Modules
- ECE Instructors Honorarium
- ECE Helper Honorarium
- AWC Instructors Honorarium
- AWC Ayah Honorarium
- Contingency Grants to ECE Centres
- Reviews and Convergence Meetings

C. Monitoring & Follow-up

The District Girl Child Officer at district level and MRPs/ MEO at mandal level will be monitoring the ECE programmes. Monthly reviews will be conducted with the Instructors of ECE Centres and Anganwadis at mandal level.

D. Convergence

Convergence with the Anganwadi Centres of ICDS, alongwith centres run by NGOs. Conduct of quarterly reviews at divisional level with the functionaries of ICDS, NGOs and SSA programme officers to review the functional aspects of ECEs and Anganwadis.

E. Budget Tables

The details of year wise expenditure for various activities shown above for the years 2001-2010 are furnished herewith.

Proposed Budget for the years of 2001 - 2010

Major Intervention Name : Education of Focussed

(Rs in lakhs)

S. No	Item	Act. Code	Quality Parameter	Category	Unit Cost	No. of days	2001-02		2002 - 03		2003 - 04		2004 - 05		2005 - 06		2006 - 07		2007 - 08		2008 - 09		2009 - 10		Total			
							Physical	Financial	Physical	Financial	Physical	Financial	Physical	Financial	Physical	Financial	Physical	Financial	Physical	Financial	Physical	Financial	Physical	Financial	Physical	Financial	Physical	Financial
11.8.2 - Early Childhood Education																												
5	Induction training of ECE instructors	TC	R	NR	0.0007	4 DAYS	1499	4.197																				4.197
6	Training of Mothers Association Members	TC	R	NR	0.0003	1 DAY	5996	1.799																				1.799
7	Training to ECE and Anganwadi Instructors	TC	R	NR	0.0007	5 days			3538	12.383			3538	12.383			3538	12.383								3538	37.149	
8	Training of MRPs and Girl child Officers on ECE	TC	C	NR	0.0007	5 DAYS	268	0.938																				0.938
9	Training of teachers where ECE is being opened	TC	R	NR	0.0007		1499	1.049																				1.049
10	Convergence workshop for ECE - Division-wise	AC	R	NR	0.125		5	0.125	5	0.125	5	0.125	5	0.125	5	0.125	5	0.125	5	0.125	5	0.125	5	0.125	5	0.125	5	1.125
11	TLM for ECE	TLM	Q	R	0.010		1499	14.990			1499	14.990			14	14.990			14	14.990					14	14.990	14	74.950
12	Printing of Modules	TLM	Q	R	1.000		1	2.000			1	2.000			1	2.000			1	2.000					1	2.000		10.000
13	ECE Instructors Honorarium	HO	R	R	0.010		1499	134.910	1499	179.880	1499	179.880	1499	179.880	1499	179.880	1499	179.880	1499	179.880	1499	179.880	1499	179.880	1499	179.880	1499	1573.950
14	ECE Helper Honorarium	HO	R	R	0.005		1499	67.455	1499	89.940	1499	89.940	1499	89.940	1499	89.940	1499	89.940	1499	89.940	1499	89.940	1499	89.940	1499	89.940	1499	786.975
15	AWC Instructors Honorarium	HO	R	R	0.002		2039	36.702	2039	48.936	2039	48.936	2039	48.936	2039	48.936	2039	48.936	2039	48.936	2039	48.936	2039	48.936	2039	48.936	2039	428.190
16	AWC Ayah Honorarium	HO	R	R	0.001		2039	18.351	2039	24.468	2039	24.468	2039	24.468	2039	24.468	2039	24.468	2039	24.468	2039	24.468	2039	24.468	2039	24.468	2039	214.095
17	Contingency Grants to ECE Centres	TLM	Q	R	0.005		1499	7.495	1499	7.495	1499	7.495	1499	7.495	1499	7.495	1499	7.495	1499	7.495	1499	7.495	1499	7.495	1499	7.495	7495	67.455
18	Reviews and Convergence Meetings	TC	R	NR	1.000		1	1.500	1	1.500	1	1.500	1	1.000	1	1.000	1	1.000	1	1.000	1	1.000	1	1.000	1	1.000	1	10.500
Total								291.511		364.727		369.334		364.227		368.834		364.227		368.834		351.844		368.834			3212.372	

11.8.3 Children with Special Educational Needs

A. Major Strategies

- Improving access for the children in the age-group of 5-14 yrs. for all the groups viz., hearing impaired, visually impaired, physically challenged and mentally challenged.
- Assessment of disability and providing suitable initiative for their schooling.
- Support to schools and teachers in terms of on-job support, TLM, etc.

B. Activities

- Access for children with Special Educational Needs (SEN)
- TLM for IED Schools
- IED Training to MRC Staff
- IED Assessment Camps
- Resource Persons Honorarium (District Level)
- Resource Persons Honorarium (Mandal Level)
- Review Meetings and Convergence Meetings
- Printing of Modules

C. Monitoring & Follow-up

Monthly review meeting will be conducted at district level with Resource Persons and MRC staff on various functional aspects of IED schools alongwith coverage of children in all the groups.

D. Convergence

Convergence with the department of Handicapped Welfare and GOI programmes for providing all possible support to the children with special needs.

E. Budget tables

The details of year-wise expenditure for various activities shown above for the years 2001-2010 are furnished herewith.

Proposed Budget for the years of 2001 - 2010

Major Intervention Name : Education of Focussed

(Rs. in lakhs)

S. No	Item	Act. Code	Quality Parameter	Category	Unit Cost	No. of days	2001-02		2002 - 03		2003 - 04		2004 - 05		2005 - 06		2006 - 07		2007 - 08		2008 - 09		2009 - 10		Total			
							Physical	Financial	Physical	Financial	Physical	Financial	Physical	Financial	Physical	Financial	Physical	Financial	Physical	Financial	Physical	Financial	Physical	Financial	Physical	Financial	Physical	Financial
	<i>11.8.2 - Children with Special Educational Needs (SEN)</i>																											
16	TLM for IED Schools	TLM	Q	R	0.050		59	2.950	59	2.950	59	2.950	59	2.950	59	2.950	59	2.950	59	2.950	59	2.950	59	2.950	59	2.950	59	26.550
17	IED Training to MRC Staff	TC	Q	NR	0.0007	1 day	277	0.582	277	0.582			277	0.582			277	0.582			277	0.582					277	2.910
18	IED Assessment Camps	AS	A	NR	0.020		20	0.400	39	0.780					59	1.180					59	1.180						3.540
19	Resource Persons Honorarium (District Level)	HO	A	R	0.040		4	1.440	4	1.920	4	1.920	4	1.920	4	1.920	4	1.920	4	1.920	4	1.920	4	1.920	4	1.920	4	16.800
20	Resource Persons Honorarium (Mandal Level)	HO	A	R	0.010		177	15.930	177	21.240	177	21.240	177	21.240	177	21.240	177	21.240	177	21.240	177	21.240	177	21.240	177	21.240	177	185.850
21	Review Meetings and Convergence Meetings	TC	C	NR	0.100		1	1.000	1	1.000	1	1.000	1	1.000	1	1.000	1	1.000	1	1.000	1	1.000	1	1.000	1	1.000	1	9.000
22	Printing of Modules	TLM	Q	R	1.000		1	1.500	1	1.500	1	1.500	1	1.000	1	1.000	1	1.000	1	1.000	1	1.000	1	1.000	1	1.000	1	10.500
	Total							23.802		29.972		28.610		28.692		29.290		28.692		28.110		29.872		28.110			255.150	
	Grand Total							399.313		478.699		481.944		476.919		402.124		396.919		400.944		385.716		400.944			3823.522	

11.9 DISTANCE EDUCATION

A) Major Strategies

- Professional support to the teachers and other field functionaries on various emerging issues through distant mode / teleconferences.
- Support to the schools in terms of utilisation of various audio-visual equipment being supplied.
- Providing extension services by way of development, duplication and dissemination of various audio-visual material.
- Facilitating schools and teachers in using the educational television channel

B) Activities.

- Maintenance of TVs, VCPs and RCCPs
- Distance Education Workshops & Seminars
- Procurement of Cassettes
- Video Library at MRC
- Conduct of Teleconferences - 4 per year
- Development and Printing Self Instructional Material

C) Convergence

- Convergence with Distance Education, Department of IGNOU for the conduct of training to teachers and field functionaries through teleconferences along with development and dissemination of other TLM.
- Convergence with CIET, New Delhi for duplication, developing video programmes on various school subjects at primary and upper primary stages.
- Convergence with SIET and other studios at state level for the production of video programmes on various school subjects.

D) Budget tables

The details of year-wise expenditure for various activities shown above for the years 2001-2010 are furnished herewith.

Table 11.9
Proposed Budget for the years of 2001 - 2010

Major Intervention Name : Distance Education

(Rs. in lakhs)

S.No	Item	Act. Code	Quality Parameter	Category	Unit Cost	No. of days	2001-02		2002 - 03		2003 - 04		2004 - 05		2005 - 06		2006 - 07		2007 - 08		2008 - 09		2009 - 10		Total			
							Physical	Financial	Physical	Financial	Physical	Financial	Physical	Financial	Physical	Financial	Physical	Financial	Physical	Financial	Physical	Financial	Physical	Financial	Physical	Financial	Physical	Financial
1	Maintenance of TV & VCCPs	OP	R	NR	0.005		560	2.800	560	2.800	560	2.800	560	2.800	560	2.800	560	2.800	560	2.800	560	2.800	560	2.800	560	2.800	560	25.200
2	Distance Education Workshops & Seminars	WS	Q	NR	1.000		1	1.000	1	1.000	1	1.000	1	1.000	1	1.000	1	1.000	1	1.000	1	1.000	1	1.000	1	1.000	1	9.000
3	Procurement of Cassettes	TLM	Q	R	0.005		316	1.580	316	1.580	316	1.580	316	1.580	316	1.580	316	1.580	316	1.580	316	1.580	316	1.580	316	1.580	1	14.220
4	Video Library at MRC	BL	Q	NR	0.010		10	1.000	20	2.000	20	2.000	9	0.090													1	5.090
5	Conduct of Teleconferences - 4 per year	WS	Q	NR	0.500		4	2.000	4	2.000	4	2.000	4	2.000	4	2.000	4	2.000	4	2.000	4	2.000	4	2.000	4	2.000	1	18.000
6	Development and Printing Self Instructional Material	TLM	Q	R	2.000		1	2.000	1	2.000	1	2.000	1	2.000	1	2.000	1	2.000	1	2.000	1	2.000	1	2.000	1	2.000	1	18.000
	TOTAL							10.380		11.380		11.380		9.470		9.380		9.380		9.380		9.380		9.380		9.380		89.510

11.10 MEDIA & ADVOCACY

A) Major Strategies

- Development of awareness among community on the education of all the children in the age-group of 5-14 yrs.
- Village-level campaigns against child labour and relieving them from employers.
- Use of Media for the purpose of advocacy of the norm of suitable place for every child is school and not workplace.
- Documentation of pedagogical renewal process and community participation process and other successful implementation of various programmes.
- Sharing of success stories for motivation and commitment.

B) Activities

- Conduct of Awareness Campaigns and Kalajathas
- Documentation of Pedagogical Renewal Process
- Documentation of Community Participation Process
- Conduct of Press Meets and Press Tours
- Advertisements in News Papers
- Printing of Posters and Handouts on Child Labour and their education
- Development of Audio & Video Cassettes on Community Mobilization, Education of Focused Groups
- Inter-state Exposure Visits

C) Monitoring & Follow-up

The Community Mobilisation Officer at district level and Mandal Core Group at mandal-level will monitor all the Awareness Campaigns, Kalajathas advocating against child labour and their educational issues. Necessary campaign material will be developed and used for the purpose. The progress of schooling of all the children, that is, individual name-wise, will be monitored against database available from time to time.

D) Convergence

Convergence with the Department of Information & Public Relations for canvassing and advocating the norm of *all children in school* alongwith other NGOs working for the cause.

E) Budget tables

The details of year-wise expenditure for various activities shown above for the years 2001-2010 are furnished herewith.

Table 11.10
Proposed Budget for the years of 2001 - 2010

Intervention Name : Media & Advocacy

(Rs. in lakhs)

Item	Act. Code	Quality Parameter	Category	Unit Cost	No. of days	2001-02		2002 - 03		2003 - 04		2004 - 05		2005 - 06		2006 - 07		2007 - 08		2008 - 09		2009 - 10		Total			
						Physical	Financial	Physical	Financial	Physical	Financial	Physical	Financial	Physical	Financial	Physical	Financial	Physical	Financial	Physical	Financial	Physical	Financial	Physical	Financial	Physical	Financial
Conduct of Awareness Campaigns and Kalajathas	AC	E	NR	0.100		10	1.000	15	1.500	20	2.000	14	1.400												59	5.900	
Documentation of Pedagogical Renewal Process	WS	Q	NR	0.500		1	0.500	1	0.500	1	0.500	1	0.500	1	0.500	1	0.500	1	0.500	1	0.500	1	0.500	1	0.500	1	4.500
Documentation of Community Participation Process	WS	C	NR	0.500		1	0.500	1	0.500	1	0.500	1	0.500	1	0.500	1	0.500	1	0.500	1	0.500	1	0.500	1	0.500	1	4.500
Conduct of Press Meets and Press Tours	AC	C	NR	1.000		1	1.000	1	1.000	1	1.000	1	1.000	1	1.000	1	1.000	1	1.000	1	1.000	1	1.000	1	1.000	1	9.000
Advertisements in News Papers	AC	E	NR	1.000		1	1.000	1	1.000	1	1.000	1	1.000	1	1.000	1	1.000	1	1.000	1	1.000	1	1.000	1	1.000	1	9.000
Printing of Posters and Handouts on Child Labour and their Education	AC	E	NR	1.000		1	2.000	1	3.000	1	2.000	1	1.000	1	1.000	1	1.000	1	1.000	1	1.000	1	1.000	1	1.000	1	13.000
Development of Audio & Video Cassettes on Community Mobilization, Education of Focussed Groups	AC	C	NR	1.000		1	1.000	1	2.000	1	2.000	1	1.000	1	1.000											1	7.000
Inter State Exposure Visits	AC	C	NR	1.000		1	1.000	1	1.000	1	1.000	1	1.000	1	1.000	1	1.000	1	1.000	1	1.000					1	8.000
TOTAL							8.000		10.500		10.000		7.400		6.000		5.000		5.000		5.000			4.000			60.900

11.11 MANAGEMENT INFORMATION SYSTEM

A) Major Strategies

- Establishing MIS unit in each DPO office.
- Development of exact database from the children in the age-group of 5-14 yrs. alongwith school facilities and updation from time to time.
- Capacity building of field staff for getting suitable information on DISE and as well as PMIS.
- Computerisation. analysis of DISE and PMIS information and using it in the planning process and dissemination.

B) Activities

- MIS Equipment & Upgradation
- Xerox & Fax Machine
- Printing, Computerization and Analysis of EMIS / DISE
- MIS Equipment. Operation & Maintenance
- Computer Stationery, Peripherals
- Training to MIS Staff - District & Mandal Level - 120 members
- Training to H.Ms on DISE
- Web Site Maintenance & Telephonic Charges
- Honorarium to MIS Person at Mandal Level

C) Monitoring & Follow-up

The networking of information-flow from habitation to mandal, mandal to district and district to state will be developed. The MIS In-charge at district and state levels will monitor the entire networking of flow of information from school to mandal, mandal to district and district to state.

D) Convergence

Convergence with NICNET, EdCIL, NIEPA, will be worked out for effective use of MIS network.

E) Budget tables

The details of year-wise expenditure for various activities shown above for the years 2001-2010 are furnished herewith.

Table 11.11
Proposed Budget for the years of 2001 - 2010

Major Intervention Name : Management Information System

S.No	Item	Act. Code	Quality Parameter	Category	Unit Cost	No. of days	2001-02		2002 - 03		2003 - 04		2004 - 05		2005 - 06		2006 - 07		2007 - 08		2008 - 09		2009 - 10		Total			
							Physical	Financial	Physical	Financial	Physical	Financial	Physical	Financial	Physical	Financial	Physical	Financial	Physical	Financial	Physical	Financial	Physical	Financial	Physical	Financial	Physical	Financial
1	MIS Equipment & Upgradation	EQ	C	NR	12.000	1 unit	1	5.000	1	1.000	1	1.000	1	1.000	1	1.000	1	1.000	1	1.000	1	1.000			1	12.000		
2	Xerox & Fax Machine	EQ	C	NR	3.000			0.000	2	3.000																3.000		
3	Printing, Computization and Analysis of EMIS, DISE	EQ	C	NR	0.030	every year	59	1.770	59	1.770	59	1.770	59	1.770	59	1.770	59	1.770	59	1.770	59	1.770	59	1.770	59	1.770	59	15.930
4	MIS Equipment, Operation & Maintenance	OP	C	R	1.000	every year	1	1.000	1	1.000	1	1.000	1	1.000	1	1.000	1	1.000	1	1.000	1	1.000	1	1.000	1	1.000	1	9.000
5	Computer Stationery, Peripherals	CO	C	R	1.000	every year	1	1.000	1	2.000	1	2.000	1	2.000	1	2.000	1	2.000	1	2.000	1	2.000	1	2.000	1	2.000	1	17.000
6	Training to MIS Staff - District & Mandal Level - 120 members	TC	C	NR	0.0007	3 days	120	0.252	120	0.252	120	0.252	120	0.252	120	0.252	120	0.252	120	0.252	120	0.252	120	0.252	120	0.252	120	2.268
7	Training to H.Ms on DISE	TC	C	NR	0.0007	2 days	5000	7.000	5000	7.000	5000	7.000	5000	7.000	5000	7.000	5000	7.000	5000	7.000	5000	7.000	5000	7.000	5000	7.000	5000	63.000
8	Web Site Maintenance & Telephonic Charges	AC	C	NR	1.000		1	1.500	1	1.000	1	1.000	1	1.000	1	1.000	1	1.000	1	1.000	1	1.000	1	1.000	1	1.000	1	9.500
9	Honorarium to MIS Person at Mandal Level	HO	C	R	0.030				59	21.240	59	21.240	59	21.240	59	21.240	59	21.240	59	21.240	59	21.240	59	21.240	59	21.240	59	169.920
	TOTAL							17.522		38.262		35.262		35.262		35.262		35.262		35.262		35.262		35.262		34.262		301.618

Chapter - XII
Budget Summary &
Implementation Schedule

Chapter XII
Budget Summary
Intervention-wise Budget Estimates - East Godavari District

(Rs. in lakhs)

	Intervention Name	2001-02	2002 - 03	2003 - 04	2004 - 05	2005 - 06	2006 - 07	2007 - 08	2008 - 09	2009 - 10	Total
1	Project Management	36.120	47.060	47.060	51.060	53.780	54.100	55.900	58.400	60.380	463.860
2	Planning & Management	9.770	9.770	9.770	9.770	9.770	9.770	9.770	9.770	9.770	87.930
3	Research, Evaluation, Monitoring & Supervision	41.590	42.010	42.010	41.460	45.010	41.010	41.010	41.010	41.010	376.120
4	Community Mobilizaiton & Participation	69.880	62.880	55.880	55.880	55.880	41.130	13.670	13.670	13.670	382.540
5	Access & Alternative Schooling	665.950	1168.630	1307.050	1360.270	1484.321	2399.140	2399.140	2399.140	2399.140	15582.781
6	Civil Works	3063.850	4716.000	5679.560	165.600						13625.010
7	Pedagogy & School Improving	755.437	799.972	963.912	641.572	588.597	582.697	581.697	581.197	579.697	6074.778
8	Education of Focussed										
	a) Girl Child Education	84.000	84.000	84.000	84.000	4.000	4.000	4.000	4.000	4.000	356.000
	b) Early Childhood Education	291.511	364.727	369.334	364.227	368.834	364.227	368.834	351.844	368.834	3212.372
	c) Children with Special Educational Needs	23.802	29.972	28.610	28.692	29.290	28.692	28.110	29.872	28.110	255.150
9	Distance Education	10.380	11.380	11.380	9.470	9.380	9.380	9.380	9.380	9.380	89.510
10	Media & Advocacy	8.000	10.500	10.000	7.400	6.000	5.000	5.000	5.000	4.000	60.900
11	Management Information System	17.522	38.262	35.262	35.262	35.262	35.262	35.262	35.262	34.262	301.6
	Total	5077.812	7385.163	8643.828	2854.663	2690.124	3574.408	3551.773	3538.545	3552.253	40868.569

Budget Summary
Account-wise Budget Estimates - East Godavari District

(Rs. in lakhs)

	Account Name	2001-02	2002 - 03	2003 - 04	2004 - 05	2005 - 06	2006 - 07	2007 - 08	2008 - 09	2009 - 10	Total
1	Civil Works	3063.850	4716.000	5679.560	165.600	0.000	0.000	0.000	0.000	0.000	13625.010
2	Furniture	32.000	1.500	0.000	0.500	1.500	0.500	0.500	1.500	0.000	38.000
3	Equipment	26.270	50.270	40.270	3.770	3.270	3.270	3.270	3.270	1.770	135.430
4	Vehicles	9.360	9.360	9.360	9.360	10.080	8.400	7.200	7.200	7.680	78.000
5	Books & Libraries	56.160	76.580	82.480	43.530	35.665	30.265	29.765	30.265	29.765	414.475
6	Training Cost, TA & DA	350.849	400.404	362.919	376.574	308.490	313.774	300.809	301.391	300.809	3016.019
7	Workshops & Seminars	16.025	17.025	18.025	17.025	15.025	15.025	15.025	13.025	13.025	139.225
8	Awareness Campaign	85.360	80.360	72.860	70.260	66.610	50.860	23.400	23.400	22.400	495.510
9	Salaries	238.420	683.500	965.750	1069.630	1173.500	2392.520	2395.020	2397.520	2400.020	13715.880
10	Consumables	6.200	8.800	8.800	8.800	8.800	8.800	8.800	8.800	8.800	76.600
11	Teaching Learning Material	414.650	339.870	543.340	262.700	277.600	258.700	275.690	258.700	275.690	2906.940
12	Research Studies	40.230	40.650	40.650	40.100	43.650	39.650	39.650	39.650	39.650	363.880
13	Equipment Operation & Maintenance	14.540	19.460	19.460	19.460	19.460	19.460	19.460	19.460	19.460	170.220
14	Consultants	1.600	2.400	2.400	2.400	2.400	2.400	2.400	2.400	2.400	20.800
15	Innovations	0.000	33.000	33.000	43.000	1.000	1.000	1.000	1.000	1.000	114.000
16	Honorarium	303.228	429.784	429.784	429.784	429.784	429.784	429.784	429.784	429.784	3741.500
17	Access	419.070	476.200	335.170	292.170	293.290	0.000	0.000	1.180	0.000	1817.080
		5077.910	7295.100	9019.900	3854.800	3000.100	2574.100	2574.770	2574.770	2574.770	2574.770

Budget Summary
Objective-wise distribution of Project Cost - Budget Estimates - East
Godavari District

(Rs. in lakhs)

	Year	Access	Enrollment	Retention	Quality	Capacity Building	Total
1	2001 - 02	1888.390	67.110	2126.238	791.654	204.420	5077.812
2	2002 - 03	2464.270	61.610	3762.032	791.269	305.982	7385.163
4	2003 - 04	2257.390	54.110	5079.809	970.637	281.882	8643.828
5	2004 - 05	1451.370	52.510	506.132	651.269	193.382	2854.663
6	2005 - 06	1503.610	51.110	348.149	650.653	136.602	2690.124
6	2006 - 07	2421.840	36.360	360.532	625.654	130.022	3574.408
7	2007 - 08	2421.840	8.900	348.149	642.062	130.822	3551.773
8	2008 - 09	2423.020	8.900	348.149	623.654	134.822	3538.545
9	2009 - 10	2421.840	8.900	348.149	640.062	133.302	3552.253
	Total	19253.570	349.510	13227.339	6386.914	1651.236	40868.569

Budget Summary
Investment (Non-recurring) & Recurring cost-wise distribution of
Project Cost - Budget Estimates -
East Godavari District

(Rs. in lakhs)

	Year	Recurring	Non- Recurring	Total
1	2001 - 02	1367.908	3709.904	5077.812
2	2002 - 03	1910.284	5474.879	7385.163
4	2003 - 04	2274.504	6369.324	8643.828
5	2004 - 05	2054.744	799.919	2854.663
6	2005 - 06	2203.454	486.670	2690.124
6	2006 - 07	3106.464	467.944	3574.408
7	2007 - 08	3125.954	425.819	3551.773
8	2008 - 09	3111.464	427.081	3538.545
9	2009 - 10	3130.954	421.299	3552.253
	Total	22285.730	18582.839	40868.569

Budget Summary

Distribution of Total IProject costs across Civil Works, Project Management and other components

(Rs. in lakhs)

S. No	Amount	Civil Worrks	Management	Other Programmes	Total
1	2001 - 02	30633.850	36.120	1977.842	5077.812
2	2002 - 03	47166.000	47.060	2592.103	7355.163
4	2003 - 04	56799.560	47.060	2887.208	8613.828
5	2004 - 05	1655.600	51.060	2598.003	2814.663
6	2005 - 06		53.780	2636.344	2690.124
6	2006 - 07		54.100	3520.308	3574.408
7	2007 - 08		55.900	3495.873	3551.773
8	2008 - 09		58.400	3480.145	3538.545
9	2009 - 10		60.380	3491.873	3552.253
	Total	136255.010	463.860	26679.699	40768.569

**Proposed Budget - Account Code-wise - East Godavari District, Andhra Pradesh
2001 - 2010**

(Rs. in lakhs)

S.No	Item	Act. Code	Quality Para	Category	Unit Cost	No. of days	2001-02		2002 - 03		2003 - 04		2004 - 05		2005 - 06		2006 - 07		2007 - 08		2008 - 09		2009 - 10		Total		
							Physical	Financial	Physical	Financial	Physical	Financial	Physical	Financial	Physical	Financial	Physical	Financial	Physical	Financial	Physical	Financial	Physical	Financial	Physical	Financial	Physical
Civil Works																											
1	Additional classrooms for existing schools	CW	R	NR	1.200		1231	1477.200	2000	2400.000	3000	3600.000	0	0.000												6231	7477.200
2	Building for buildingless schools	CW	R	NR	2.500		68	170.000	200	500.500	246	615.000	0	0.000												514	1285.500
3	Building for new schools	CW	A	NR	2.500		75	187.500	100	250.000	100	250.000	0	0.000												275	687.500
4	Class rooms for proposed new UP schools	CW	A	NR	1.200		800	960.000	800	960.000	512	614.400		0.000												2112	2534.400
5	District resource centre building	CW	C	NR	15.000				1	15.000																1	15.000
6	Drinking water facility for existing schools	CW	R	NR	0.100		406	60.900	406	60.900	609	91.350	609	91.350												2030	304.500
7	Electricity facility for existing schools	CW	R	NR	0.050		285	14.250	1140	57.000	1141	57.050	285	14.250												2851	142.550
8	Major Repairs to School Buildings - Roof Leaking etc	CW	R	NR	0.040		600	24.000	600	24.000	434	17.360															65.360
9	Mandal resource centre building	CW	C	NR	6.000		10	60.000	20	120.000	19	114.000	10	60.000												59	354.000
10	Minor Repairs to School Buildings	CW	R	NR	0.050		200	10.000	300	15.000	408	20.400															45.400
11	Toilet facility to existing schools	CW	R	NR	0.100		1000	100.000	3136	313.600	3000	300.000	0	0.000												7136	713.600
	Total							3063.850		4716.000		5679.560		165.600		0.000		0.000		0.000		0.000		0.000			13625.010
Furniture																											
12	Furniture for DPO	FU	C	NR	4.000		1	1.500	1	0.500			1	0.500	1	0.500			1	0.500	1	0.500				1	4.000
13	Furniture to DIET	FU	C	NR	4.500		1	1.000	1	1.000					1	1.000	1	0.500			1	1.000				1	4.500
14	Furniture to MRC	FU	C	NR	0.500		59	29.500																		59	29.500
	Total							32.000		1.500		0.000		0.500		1.500		0.500		0.500		1.500		0.000			38.000

**Proposed Budget - Account Code-wise - East Godavari District, Andhra Pradesh
2001 - 2010**

(Rs. in lakhs)

S.No	Item	Act. Code	Quality Para	Category	Unit Cost	No. of days	2001-02		2002-03		2003-04		2004-05		2005-06		2006-07		2007-08		2008-09		2009-10		Total			
							Physical	Financial	Physical	Financial	Physical	Financial	Physical	Financial	Physical	Financial	Physical	Financial	Physical	Financial	Physical	Financial	Physical	Financial	Physical	Financial	Physical	Financial
Equipment																												
15	Equipment for DPO	EQ	C	NR	6.000	every year	1	1.000	1	2.000			1	1.000	1	0.500	1	0.500	1	0.500	1	0.500			1		6.000	
16	Equipment for DIET	EQ	C	NR	10.000		1	5.000	1	5.000															1	10.000		
17	Equipment for MRC	EQ	C	NR	1.500		9	13.500	25	37.500	25	37.500													59	88.500		
18	MIS Equipment & Upgradation	EQ	C	NR	12.000	unit	1	5.000	1	1.000	1	1.000	1	1.000	1	1.000	1	1.000	1	1.000	1	1.000			1	12.000		
19	Printing, Computerization and Analysis of EMIS / DISE	EQ	C	NR	0.030	every year	59	1.770	59	1.770	59	1.770	59	1.770	59	1.770	59	1.770	59	1.770	59	1.770	59	1.770	59	1.770	59	15.930
20	Xerox & Fax Machine	EQ	C	NR	3.000				2	3.000																3.000		
Total								26.270		50.270		40.270		3.770		3.270		3.270		3.270		3.270		1.770		135.430		
Vehicles																												
21	Hire Charges for Vehicle for DIET	VH	C	NR	0.130	every year	1	1.560	1	1.560	1	1.560	1	1.560	1	1.680	1	1.680	1	1.800	1	1.800	1	1.920	1	15.120		
22	Hire charges for vehicles for DPO	VH	C	NR	0.130	every year	5	7.800	5	7.800	5	7.800	5	7.800	5	8.400	4	6.720	3	5.400	3	5.400	3	5.760	5	62.880		
Total								9.360		9.360		9.360		9.360		10.080		8.400		7.200		7.200		7.680		78.000		
Books & Libraries																												
23	Library Books for DIET	BL	C	NR	0.500	every year	1	0.500	1	0.500	1	0.500			1	0.500					1	0.500			1	3.000		
24	Library books for MRCs	BL	C	NR	0.100	every year					59	5.900	59	5.900	59	5.900									59	17.700		
25	School Library books & Magazines - Primary	BL	Q	NR	0.010		3832	38.320	4498	44.980	4498	44.980	4498	44.980	4498	44.980	4498	44.980	4498	44.980	4498	44.980	4498	44.980	4498	44.980	263.220	
26	School Library books & Magazines - Upper Primary	BL	Q	NR	0.020		817	16.340	1455	29.100	1455	29.100	1455	29.100	1455	29.100	1455	29.100	1455	29.100	1455	29.100	1455	29.100	1455	29.100	125.465	
27	Video Library at MRC	BL	Q	NR	0.010		10	1.000	20	2.000	20	2.000	9	0.090											1			
Total								56.160		76.580		82.480		43.530		35.665		30.265		29.765		30.265		29.765		414.475		

**Proposed Budget - Account Code-wise - East Godavari District, Andhra Pradesh
2001 - 2010**

: (Rs. in lakhs)

Item	Act. Code	Quality Para	Category	Unit Cost	No. of days	2001-02		2002-03		2003-04		2004-05		2005-06		2006-07		2007-08		2008-09		2009-10		Total		
						Physical	Financial	Physical	Financial	Physical	Financial	Physical	Financial	Physical	Financial	Physical	Financial	Physical	Financial	Physical	Financial	Physical	Financial	Physical	Financial	Physical
Training Cost, T-4 & D-4																										
Orientation to the MRPs on planning	TC	NR	C	0.001	3 days	218	0.460	218	0.460	218	0.460	218	0.460	218	0.460	218	0.460	218	0.460	218	0.460	218	0.460	218	0.460	4.140
Training of MRPs in School Mapping, Micro Planning, School Improvement Plan etc	TC	NR	C	0.001	3 days	218	0.460	218	0.460	218	0.460	218	0.460	218	0.460	218	0.460	218	0.460	218	0.460	218	0.460	218	0.460	4.140
Orientation on Research and Evaluation	TC	Q	NR	0.001	7 days	277	1.360	277	1.360	277	1.360	277	1.360	277	1.360	277	1.360	277	1.360	277	1.360	277	1.360	277	1.360	12.240
Orientation to SEC members	TC	C	NR	0.000	3 days	14076	12.670	14076	12.670	14076	12.670	14076	12.670	14076	12.670	14076	12.670	14076	12.670	14076	12.670	14076	12.670	14076	12.670	114.030
Induction training to new teachers	TC	Q	NR	0.001	6 days	1163	4.880	0	0.000	0	0.000	0	0.000												1163	4.880
Review Meetings with Personnel of Non Residential Bridge Courses EGS - NCLP - Division Level	TC	A	R	0.500		12	6.000	12	6.000	12	6.000	12	6.000													24.000
Review Meetings with Personnel of Residential Bridge Courses	TC	A	R	0.500		10	5.000	10	5.000	10	5.000	10	5.000	10	5.000											25.000
Training of MRPs in ... to give training to AS VV	TC	C	NR	0.001	3 days	218	0.460	218	0.460	218	0.460	218	0.460	218	0.460	218	0.460	218	0.460	218	0.460	218	0.460	218	0.460	4.140
Training to AS volunteers/Bridge course volunteers	TC	Q	NR	0.001	40 days	1290	9.030	1320	9.240	1230	8.610	800	5.600	383	2.681											35.161
Convergence meeting with engineering department	TC	C	NR	0.100	1 day	1	0.100																		1	0.100
Orientation Training of DRGs	TC	C	NR	0.500	every year	1	0.500	1	0.500	1	0.500	1	0.500	1	0.500	1	0.500	1	0.500	1	0.500	1	0.500	1	0.500	4.500
Review Meetings with MRGs & MRGs / MRP (Division Level)	TC	Q	NR	0.500		4	2.000	4	2.000	4	2.000	4	2.000	4	2.000	4	2.000	4	2.000	4	2.000	4	2.000	4	2.000	18.000

Proposed Budget - Account Code-wise - East Godavari District, Andhra Pradesh
2001 - 2010

(Rs. in lakhs)

S.No	Item	Act. Code	Quality Para	Category	Unit Cost	No. of days	2001-02		2002-03		2003-04		2004-05		2005-06		2006-07		2007-08		2008-09		2009-10		Total			
							Physical	Financial	Physical	Financial	Physical	Financial	Physical	Financial	Physical	Financial	Physical	Financial	Physical	Financial	Physical	Financial	Physical	Financial	Physical	Financial	Physical	Financial
40	TC Coordinator training	TC	Q	NR	0.001	10 days	600	4.200					600	4.200												600	8.400	
41	Teachers training in activity based MG teaching and other aspects	TC	Q	NR	0.001	20	9535	133.490	13281	185.930	16667	233.340	16667	233.340	16667	233.340	16667	233.340	16667	233.340	16667	233.340	16667	233.340	16667	233.340	16667	1952.800
42	Training to MRGs for UP Stage - Subject-wise	TC	Q	NR	0.001	5 days	354	1.239	354	1.239	354	1.239	354	1.239	354	1.239	354	1.239	354	1.239	354	1.239	354	1.239	354	1.239	354	11.150
43	Training to MRPs in methodology	TC	Q	NR	0.001	6 days	218	0.920	218	0.920	218	0.920	218	0.920	218	0.920	218	0.920	218	0.920	218	0.920	218	0.920	218	0.920	218	8.350
44	Training to newly recruited teachers	TC	Q	NR	0.001	30 days - yearly	3746	78.600	3396	71.300	0	0.000	0	0.000	0	0.000	0	0.000	0	0.000	0	0.000	0	0.000	0	0.000	0	149.900
45	Training to SEC on civil works	TC	C	NR	0.003	1 day	14344	4.300																		14344	4.300	
45	Training to Teachers of Upper Primary Stage in content	TC	Q	NR	0.001	7 days	3268	16.013	5820	28.518	5820	28.518	5820	28.518	5820	28.518	5820	28.518	5820	28.518	5820	28.518	5820	28.518	5820	28.518	5820	244.150
47	Training to untrained teachers	TC	Q	NR	0.001	60 yearly	150	6.300	150	6.300	150	6.300	150	6.300	150	6.300	150	6.300	150	6.300	150	6.300	150	6.300	150	6.300	150	56.700
48	Mobilization and Training - Camps	TC	A	NR	1.400		30	42.000	30	42.000	30	42.000	30	42.000														168.000
49	Review Meetings and Convergence Meetings	TC	E	NR	1.000		1	1.000	1	1.000	1	1.000	1	1.000	1	1.000	1	1.000	1	1.000	1	1.000	1	1.000	1	1.000	1	9.000
50	Induction training of ECE instructors	TC	R	NR	0.001	4 days	1499	4.197																				4.197
51	Reviews and Convergence Meetings	TC	R	NR	1.000		1	1.500	1	1.500	1	1.500	1	1.000	1	1.000	1	1.000	1	1.000	1	1.000	1	1.000	1	1.000	1	10.500
52	Training of Mothers Association Members	TC	R	NR	0.000	1 DAY	5996	1.799																				1.799
53	Training of MRPs and Girl child Officers on ECE	TC	C	NR	0.001	3 DAYS	268	0.938																				0.938
54	Training of teachers where ECE is being opened	TC	R	NR	0.001		1499	1.049																				1.049

**Proposed Budget - Account Code-wise - East Godavari District, Andhra Pradesh
2001 - 2010**

(Rs. in lakhs)

S.No	Item	Act. Code	Quality Para	Category	Unit Cost	No. of days	2001-02		2002-03		2003-04		2004-05		2005-06		2006-07		2007-08		2008-09		2009-10		Total			
							Physical	Financial	Physical	Financial	Physical	Financial	Physical	Financial	Physical	Financial	Physical	Financial	Physical	Financial	Physical	Financial	Physical	Financial	Physical	Financial	Physical	Financial
55	Training to ECE and Anganwadi Instructors	TC	R	NR	0.001	3 days			3538	12.383			3538	12.383			3538	12.383							3538	12.383	37.149	
56	IED Training to MRC Staff	TC	Q	NR	0.001	3 days	277	0.582	277	0.582			277	0.582			277	0.582			277	0.582			277	0.582	2.910	
57	Review Meetings and Convergence Meetings	TC	C	NR	0.100		1	1.000	1	1.000	1	1.000	1	1.000	1	1.000	1	1.000	1	1.000	1	1.000	1	1.000	1	1.000	1	9.000
58	Training to HMs on DISE	TC	C	NR	0.001	7 days	5000	7.000	5000	7.000	5000	7.000	5000	7.000	5000	7.000	5000	7.000	5000	7.000	5000	7.000	5000	7.000	5000	7.000	63.000	
59	Training to MIS Staff - District & Mandal Level - 120 members	TC	C	NR	0.001	3 days	120	0.252	120	0.252	120	0.252	120	0.252	120	0.252	120	0.252	120	0.252	120	0.252	120	0.252	120	0.252	2.268	
60	Academic review meetings	TC	Q	NR	0.001	month	277	1.550	277	2.330	277	2.330	277	2.330	277	2.330	277	2.330	277	2.330	277	2.330	277	2.330	277	2.330	20.190	
	Total							350.849	400.404	362.919		376.574		308.490		313.774		300.809		301.391		300.809		3016.019				
	Workshops & Seminars																											
61	TLM Workshops for Residential and Non-Residential Bridge Courses	WS	Q	R	0.500	Alternative Years	4	2.000	4	2.000	4	2.000	4	2.000													8.000	
62	Mandal level TLM workshops	WS	Q	NR	0.100	year	59	5.900	59	5.900	59	5.900	59	5.900	59	5.900	59	5.900	59	5.900	59	5.900	59	5.900	59	5.900	53.100	
63	Projects at Primary Stage - Workshop	WS	Q	NR	2.000				1	2.000			1	2.000			1	2.000									6.000	
64	Projects at Upper Primary Stage - Workshop	WS	Q	NR	2.000					1	2.000			1	2.000			1	2.000								6.000	
65	School Visioning Workshop - Primary	WS	Q	NR	0.500	5 days	1	0.500			1	0.500													1	1.000		
66	School Visioning Workshop - Upper Primary	WS	Q	NR	0.500	5 days	1	0.500			1	0.500													1	1.000		
67	Seminar on Pedagogic Issues	WS	Q	NR	1.000		1	1.000	1	1.000	1	1.000	1	1.000	1	1.000	1	1.000	1	1.000	1	1.000	1	1.000	1	1.000	9.000	
68	Workshop on the development of material in Non-	WS	Q	NR	1.000		1	1.000	1	1.000	1	1.000	1	1.000	1	1.000	1	1.000	1	1.000	1	1.000	1	1.000	1	1.000	9.000	
69	Gender Issue Workshop	WS	R	NR	1.000		1	1.000	1	1.000	1	1.000	1	1.000	1	1.000	1	1.000	1	1.000	1	1.000	1	1.000	1	1.000	9.000	

**Proposed Budget - Account Code-wise - East Godavari District, Andhra Pradesh
2001 - 2010**

(Rs. in lakhs)

S.No	Item	Act. Code	Quality Para	Category	Unit Cost	No. of days	2001-02		2002-03		2003-04		2004-05		2005-06		2006-07		2007-08		2008-09		2009-10		Total			
							Physical	Financial	Physical	Financial	Physical	Financial	Physical	Financial	Physical	Financial	Physical	Financial	Physical	Financial	Physical	Financial	Physical	Financial	Physical	Financial	Physical	Financial
70	Convergence workshop for ECE - Division-wise	WS	R	NR	0.125		5	0.125	5	0.125	5	0.125	5	0.125	5	0.125	5	0.125	5	0.125	5	0.125	5	0.125	5	0.125	5	1.125
71	Conduct of Teleconferences - 4 per year	WS	Q	NR	0.500		4	2.000	4	2.000	4	2.000	4	2.000	4	2.000	4	2.000	4	2.000	4	2.000	4	2.000	4	2.000	1	18.000
72	Distance Education Workshors & Workshops & Seminars	WS	Q	NR	1.000		1	1.000	1	1.000	1	1.000	1	1.000	1	1.000	1	1.000	1	1.000	1	1.000	1	1.000	1	1.000	1	9.000
73	Documentation of Community Participation Process	WS	C	NR	0.500		1	0.500	1	0.500	1	0.500	1	0.500	1	0.500	1	0.500	1	0.500	1	0.500	1	0.500	1	0.500	1	4.500
74	Documentation of Pedagogical Renewal Process	WS	Q	NR	0.500		1	0.500	1	0.500	1	0.500	1	0.500	1	0.500	1	0.500	1	0.500	1	0.500	1	0.500	1	0.500	1	5.000
	Total							16.025		17.025		18.025		17.025		15.025		15.025		15.025		13.025		13.025				139.225
	<i>Awareness Campaign</i>																											
75	Exposure visits	AC	NR	C	0.050		59	2.950	59	2.950	59	2.950	59	2.950	59	2.950	59	2.950	59	2.950	59	2.950	59	2.950	59	2.950	59	26.550
76	Planning Exercise - Development of Annual work Plans etc	AC	NR	E	0.100		59	5.900	59	5.900	59	5.900	59	5.900	59	5.900	59	5.900	59	5.900	59	5.900	59	5.900	59	5.900	59	53.100
77	Bala melas at village / cluster level	AC	E	NR	0.250	every year	59	14.750	59	14.750	59	14.750	59	14.750	59	14.750										59	88.500	
78	Community mobilization at habitation level against child labour	AC	E	NR	0.010	every year	1271	12.710	1271	12.710	1271	12.710	1271	12.710	1271	12.710	1271	12.710								1271	76.260	
79	Exposure Visits to School Committees and Mandal Committees	AC	C	NR	0.010	every year	100	1.000	100	1.000	100	1.000	100	1.000	100	1.000	100	1.000	100	1.000	100	1.000	100	1.000	100	1.000	100	9.000
80	Mandal level campaigns against child labour, Campaign material etc	AC	E	NR	0.250	every year	59	14.750	59	14.750	59	14.750	59	14.750												59	73.750	
81	Mandal level meetings and motivation camps for child labour	AC	E	NR	0.700	every year	20	14.000	10	7.000																30	21.000	
82	Exposure Visits to Volunteers	AC	A	NR	0.008		300	2.250	300	2.250	300	2.250	300	2.250														9.000

**Proposed Budget - Account Code-wise - East Godavari District, Andhra Pradesh
2001 - 2010**

(Rs. in lakhs)

No	Item	Act. Code	Quality Para	Category	Unit Cost	No. of days every year	2001-02		2002-03		2003-04		2004-05		2005-06		2006-07		2007-08		2008-09		2009-10		Total			
							Physical	Financial	Physical	Financial	Physical	Financial	Physical	Financial	Physical	Financial	Physical	Financial	Physical	Financial	Physical	Financial	Physical	Financial	Physical	Financial	Physical	Financial
83	Capacity Building of DRG at UP Stage	AC	C	NR	0.500		1	0.500	1	0.500	1	0.500	1	0.500	1	0.500	1	0.500	1	0.500	1	0.500	1	0.500	1	0.500	1	4.500
84	Exposure visit to DRG & MRG - Academic	AC	C	NR	0.008		200	1.500	200	1.500	200	1.500	200	1.500	200	1.500	200	1.500	200	1.500	200	1.500	200	1.500	200	1.500	200	13.500
85	Teacher Academic Conventions - Upper Primary (Division-wise)	AC	Q	NR	0.400	yearly	4	1.600	4	1.600	4	1.600	4	1.600	4	1.600	4	1.600	4	1.600	4	1.600	4	1.600	4	1.600	4	14.400
86	Teachers academic conventions - Primary (Division wise)	AC	Q	NR	0.500	yearly	4	2.000	4	2.000	4	2.000	4	2.000	4	2.000	4	2.000	4	2.000	4	2.000	4	2.000	4	2.000	4	18.000
87	TLM melas & Exhibitions	AC	Q	NR	0.050	yearly	59	2.950	59	2.950	59	2.950	59	2.950	59	2.950	59	2.950	59	2.950	59	2.950	59	2.950	59	2.950	59	26.550
88	Advertisements in News Papers	AC	E	NR	1.000		1	1.000	1	1.000	1	1.000	1	1.000	1	1.000	1	1.000	1	1.000	1	1.000	1	1.000	1	1.000	1	9.000
89	Conduct of Awareness Campaigns and Kalajathas	AC	E	NR	0.100		10	1.000	15	1.500	20	2.000	14	1.400													59	5.900
90	Conduct of Press Meets and Press Tours	AC	C	NR	1.000		1	1.000	1	1.000	1	1.000	1	1.000	1	1.000	1	1.000	1	1.000	1	1.000	1	1.000	1	1.000	1	9.000
91	Development of Audio & Video Cassettes on Community Mobilization, Education of Focussed Groups	AC	C	NR	1.000		1	1.000	1	2.000	1	2.000	1	1.000	1	1.000											1	7.000
92	Inter State Exposure Visits	AC	C	NR	1.000		1	1.000	1	1.000	1	1.000	1	1.000	1	1.000	1	1.000	1	1.000	1	1.000	1	1.000	1	1.000	1	8.000
93	Printing of Posters and Handouts on Child Labour and their Education.	AC	E	NR	1.000		1	2.000	1	3.000	1	2.000	1	1.000	1	1.000	1	1.000	1	1.000	1	1.000	1	1.000	1	1.000	1	13.000
94	Web Site Maintenance & Telephonic Charges	AC	C	NR	1.000		1	1.500	1	1.000	1	1.000	1	1.000	1	1.000	1	1.000	1	1.000	1	1.000	1	1.000	1	1.000	1	9.500
Total								85.360	80.360	72.860	70.260	66.610	50.860	23.400	23.400	23.400	23.400	23.400	23.400	23.400	23.400	23.400	23.400	23.400	23.400	23.400	23.400	493.510

**Proposed Budget - Account Code-wise - East Godavari District, Andhra Pradesh
2001 - 2010**

(Rs. in lakhs)

S.No	Item	Act. Code	Quality Para	Category	Unit Cost	No. of days	2001-02		2002-03		2003-04		2004-05		2005-06		2006-07		2007-08		2008-09		2009-10		Total	
							Physical	Financial	Physical	Financial	Physical	Financial	Physical	Financial	Physical	Financial	Physical	Financial	Physical	Financial	Physical	Financial	Physical	Financial	Physical	Financial
Salaries																										
95	Salary for DPO staff	SA	C	R		every year	20	16.660	20	25.000	20	27.500	20	30.000	20	32.500	20	35.000	20	37.500	20	40.000	20	42.500	20	286.660
96	Salaries for upper primary school required teachers for proposed schools	SA	A	R	0.015	every month	1408	168.960	28	559.500	2816	608.250	2816	709.630	2816	811.000	2816	2027.520	2816	2027.520	2816	2027.520	2816	2027.520	2816	10967.420
97	Salary of new primary school teachers proposed	SA	A	R	0.012	every month	550	52.800	550	99.000	550	330.000	550	330.000	550	330.000	550	330.000	550	330.000	550	330.000	550	330.000	550	2461.800
	Total							238.420		683.500		965.750		1069.630		1173.500		2392.520		2395.020		2397.520		2400.020		13715.880
Consumables																										
98	Rent for DPO	CO	C	R	0.150	every year	8	1.200	12	1.800	12	1.800	12	1.800	12	1.800	12	1.800	12	1.800	12	1.800	12	1.800	12	15.600
99	Stationery for DPO	CO	C	R	18.000	every year	1	2.000	1	2.000	1	2.000	1	2.000	1	2.000	1	2.000	1	2.000	1	2.000	1	2.000	1	18.000
100	TA&DA	CO	C	R	0.100	every year	12	0.800	12	1.200	12	1.200	12	1.200	12	1.200	12	1.200	12	1.200	12	1.200	12	1.200	12	10.400
101	Water, Electricity, Telephone Etc	CO	C	R	0.150	every year	8	1.200	12	1.800	12	1.800	12	1.800	12	1.800	12	1.800	12	1.800	12	1.800	12	1.800	12	15.600
102	Computer Stationery, Peripherals	CO	C	R	1.000	every year	1	1.000	1	2.000	1	2.000	1	2.000	1	2.000	1	2.000	1	2.000	1	2.000	1	2.000	1	17.000
	Total							6.200		8.800		8.800		8.800		8.800		8.800		8.800		8.800		8.800		76.600
Teaching Learning Material																										
103	TLM grant to Residential/ Non residential bridge	TLM	Q	R	0.005	Yearly	1290	6.460	1320	6.600	1230	6.150	800	4.000	383	1.910										25.120
104	Printing of modules	TLM	Q	R	3.000	yearly	1	3.000	1	3.000	1	3.000	1	3.000	1	3.000	1	3.000	1	3.000	1	3.000	1	3.000	1	27.000

**Proposed Budget - Account Code-wise - East Godavari District, Andhra Pradesh
2001 - 2010**

(Rs. in lakhs)

S.No	Item	Act. Code	Quality Para	Category	Unit Cost	No. of days	2001-02		2002-03		2003-04		2004-05		2005-06		2006-07		2007-08		2008-09		2009-10		Total				
							Physical	Financial	Physical	Financial	Physical	Financial	Physical	Financial	Physical	Financial	Physical	Financial	Physical	Financial	Physical	Financial	Physical	Financial	Physical	Financial	Physical	Financial	
105	School grants - Primary	TLM	Q	R	0.020	yearly	3832	76.640	4498	89.960	4498	89.960	4498	89.960	4498	89.960	4498	89.960	4498	89.960	4498	89.960	4498	89.960	4498	89.960	4498	796.320	
106	School grants - Upper Primary	TLM	Q	R	0.020	yearly	817	16.340	1455	29.100	1455	29.100	1455	29.100	1455	29.100	1455	29.100	1455	29.100	1455	29.100	1455	29.100	1455	29.100	1455	249.140	
107	TC grant - Primary	TLM	Q	R	0.020	every year	300	6.000	300	6.000	300	6.000	300	6.000	300	6.000	300	6.000	300	6.000	300	6.000	300	6.000	300	6.000	300	54.000	
108	TC Grant for UP school at mandal level	TLM	Q	R	0.020	every year	59	1.180	59	1.180	59	1.180	59	1.180	59	1.180	59	1.180	59	1.180	59	1.180	59	1.180	59	1.180	59	10.620	
109	TLE grant to new schools	TLM	Q	R	0.100	yearly	275	27.500																			275	27.500	
110	TLE grant to proposed UP schools existing	TLM	Q	R	1.500	one time grant	0	0.000	182	91.000	522	261.000															704	352.000	
111	TLE grant to UP schools existing one time only	TLM	Q	R	0.500	yearly	360	180.000																			360	180.000	
112	TLM Grant for Teachers of Upper Primary Schools	TLM	Q	R	0.005	every year	3268	16.340	5820	29.100	5820	29.100	5820	29.100	5820	29.100	5820	29.100	5820	29.100	5820	29.100	5820	29.100	5820	29.100	5820	29.100	249.140
113	TLM grant for teachers of formal schools	TLM	Q	R	0.005	every year	9335	46.675	13281	66.405	16667	83.335	16667	83.335	16667	83.335	16667	83.335	16667	83.335	16667	83.335	16667	83.335	16667	83.335	16667	83.335	696.425
114	Printing of Modules	TLM	Q	R	2.000		1	2.000	1	2.000	1	2.000	1	2.000	1	2.000	1	2.000	1	2.000	1	2.000	1	2.000	1	2.000	1	2.000	18.000
115	Contingency Grants to ECE Centres	TLM	Q	R	0.005		1499	7.495	1499	7.495	1499	7.495	1499	7.495	1499	7.495	1499	7.495	1499	7.495	1499	7.495	1499	7.495	1499	7.495	1499	7.495	67.455
116	Printing of Modules	TLM	Q	R	1.000		1	2.000			1	2.000			1	2.000			1	2.000			1	2.000			1	2.000	10.000
117	TLM for ECE	TLM	Q	R	0.010		1499	14.990			1499	14.990			14	14.990			14	14.990			14	14.990			14	14.990	74.950
118	Printing of Modules	TLM	Q	R	1.000		1	1.500	1	1.500	1	1.500	1	1.000	1	1.000	1	1.000	1	1.000	1	1.000	1	1.000	1	1.000	1	1.000	10.500
119	TLM for IED Schools	TLM	Q	R	0.050		59	2.950	59	2.950	59	2.950	59	2.950	59	2.950	59	2.950	59	2.950	59	2.950	59	2.950	59	2.950	59	2.950	26.550
120	Development and Printing Self Instructional Material	TLM	Q	R	2.000		1	2.000	1	2.000	1	2.000	1	2.000	1	2.000	1	2.000	1	2.000	1	2.000	1	2.000	1	2.000	1	2.000	18.000
121	Procurement of Computers	TLM	Q	R	0.005		316	1.580	316	1.580	316	1.580	316	1.580	316	1.580	316	1.580	316	1.580	316	1.580	316	1.580	316	1.580	316	1.580	15.800
	Total							414.650		339.870		543.340		262.760		277.600		258.700		275.690		258.700		275.690		275.690		2906.940	

Proposed Budget - Account Code-wise - East Godavari District, Andhra Pradesh
2001 - 2010

(Rs. in lakhs)

S.No	Item	Act. Code	Quality Para	Category	Unit Cost	No. of days	2001-02		2002-03		2003-04		2004-05		2005-06		2006-07		2007-08		2008-09		2009-10		Total			
							Physical	Financial	Physical	Financial	Physical	Financial	Physical	Financial	Physical	Financial	Physical	Financial	Physical	Financial	Physical	Financial	Physical	Financial	Physical	Financial	Physical	Financial
	Research Studies																											
122	Academic monitoring of schools by DIET staff(TA & DA)	RE	Q	NR	2.000	every year	1	2.000	1	2.000	1	2.000	1	2.000	1	2.000	1	2.000	1	2.000	1	2.000	1	2.000	1	2.000	1	18.000
123	Academic Supervision by MRGs - Upper Primary Stage	RE	Q	NR	0.003	Every MMonth	295	10.620	295	10.620	295	10.620	295	10.620	295	10.620	295	10.620	295	10.620	295	10.620	295	10.620	295	10.620	295	95.580
124	Academic Supervision by MRPs - Primary Stage	RE	Q	NR	0.005	every month	218	7.850	218	11.770	218	11.770	218	11.770	218	11.770	218	11.770	218	11.770	218	11.770	218	11.770	218	11.770	218	102.810
125	Action Research	RE	Q	NR	0.020	2 per mand	118	2.360	118	2.360	118	2.360	118	2.360	118	2.360	118	2.360	118	2.360	118	2.360	118	2.360	118	2.360	118	21.240
126	Baseline & Midterm Assessment	RE	Q	NR	4.000	2 times	1	4.000					1	4.000													2	8.000
127	Cohort Studies	RE	Q	NR	0.050		10	0.500	20	1.000	20	1.000	9	0.450													59	2.950
128	Conduct of Pupil Achievement Tests - Primary - External - @ once in a year	RE	Q	NR	4.000	every year	1	4.000	1	4.000	1	4.000	1	4.000	1	4.000	1	4.000	1	4.000	1	4.000	1	4.000	1	4.000	1	36.000
129	Conduct of Pupil Achievement Tests - Upper Primary - External - @ once in a year	RE	Q	NR	2.000	Every Year	1	2.000	1	2.000	1	2.000	1	2.000	1	2.000	1	2.000	1	2.000	1	2.000	1	2.000	1	2.000	1	18.000
130	School Visits by DRGs & Reporting	RE	Q	NR	1.000		1	1.000	1	1.000	1	1.000	1	1.000	1	1.000	1	1.000	1	1.000	1	1.000	1	1.000	1	1.000	1	9.000
131	Small Scale classroom based Resdarches	RE	Q	NR	0.100	2 per mand	118	5.900	118	5.900	118	5.900	118	5.900	118	5.900	118	5.900	118	5.900	118	5.900	118	5.900	118	5.900	118	53.100
	Total							40.230		40.650		40.650		40.100		43.650		39.650		39.650		39.650		39.650		39.650		363.880

**Proposed Budget - Account Code-wise - East Godavari District, Andhra Pradesh
2001 - 2010**

(Rs. in lakhs)

S.No.	Item	Act. Code	Quality Para	Category	Unit Cost	No. of days	2001-02		2002-03		2003-04		2004-05		2005-06		2006-07		2007-08		2008-09		2009-10		Total			
							Physical	Financial	Physical	Financial	Physical	Financial	Physical	Financial	Physical	Financial	Physical	Financial	Physical	Financial	Physical	Financial	Physical	Financial	Physical	Financial	Physical	Financial
	Equipment Operation & Maintenance																											
132	Equipment maintenance and operation at DPO	OP	C	R	8.800	every year	1	0.800	1	1.000	1	1.000	1	1.000	1	1.000	1	1.000	1	1.000	1	1.000	1	1.000	1	1.000	1	8.800
133	Equipment maintenance and operation at DIET	OP	C	R	0.500	yearly	1	0.500	1	0.500	1	0.500	1	0.500	1	0.500	1	0.500	1	0.500	1	0.500	1	0.500	1	0.500	1	4.500
134	Equipment maintenance and operation at MRC	OP	C	R	0.020	monthly	59	9.440	59	14.160	59	14.160	59	14.160	59	14.160	59	14.160	59	14.160	59	14.160	59	14.160	59	14.160	59	122.720
135	Maintenance of TV & VCCPs	OP	R	NR	0.005		560	2.800	560	2.800	560	2.800	560	2.800	560	2.800	560	2.800	560	2.800	560	2.800	560	2.800	560	2.800	560	25.200
136	MIS Equipment, Operation & Maintenance	OP	C	R	1.000	every year	1	1.000	1	1.000	1	1.000	1	1.000	1	1.000	1	1.000	1	1.000	1	1.000	1	1.000	1	1.000	1	9.000
	Total							14.540		19.460		19.460		19.460		19.460		19.460		19.460		19.460		19.460		19.460		170.220
	Consultants																											
137	Consultant Fee	LC	C	NR	0.100	every year	2	1.600	2	2.400	2	2.400	2	2.400	2	2.400	2	2.400	2	2.400	2	2.400	2	2.400	2	2.400	2	20.800
	Total							1.600		2.400		2.400		2.400		2.400		2.400		2.400		2.400		2.400		2.400		20.800
	Innovations																											
138	Children Science Camps	IN	Q	NR	1.000				1	1.000	1	1.000	1	1.000	1	1.000	1	1.000	1	1.000	1	1.000	1	1.000	1	1.000	1	8.000
139	Science Improvement Programme - Primary and Upper Primary - Experimentation	IN	Q	NR	0.100				20	2.000	20	2.000	19	2.000														6.000
140	Creation of Child-friendly Environment in Schools	IN	R	NR	0.100				300	30.000	300	30.000	400	40.000													1000	100.000
	Total							0.000		33.000		33.000		43.000		1.000		1.000		1.000		1.000		1.000		1.000		114.000

Proposed Budget - Account Code-wise - East Godavari District, Andhra Pradesh
2001 - 2010

(Rs. in lakhs)

S.No	Item	Act. Code	Quality Para	Category	Unit Cost	No. of days	2001-02		2002-03		2003-04		2004-05		2005-06		2006-07		2007-08		2008-09		2009-10		Total			
							Physical	Financial	Physical	Financial	Physical	Financial	Physical	Financial	Physical	Financial	Physical	Financial	Physical	Financial	Physical	Financial	Physical	Financial	Physical	Financial	Physical	Financial
	<i>Honorarium</i>																											
140	Alternate Schools Instructors honourom ST area	HO	A	R	0.010	every month	125	10.000	125	15.000	125	15.000	125	15.000	125	15.000	125	15.000	125	15.000	125	15.000	125	15.000	125	15.000	130.000	
141	Honourarium for vidya volunteers existing in the place of MRP's	HO	A	R	0.010	every month	218	17.440	218	26.160	218	26.160	218	26.160	218	26.160	218	26.160	218	26.160	218	26.160	218	26.160	218	26.160	218	216.720
142	Consultancy / Guest facility & contingencies to DIET	HO	C	R	1.000		1	1.000	1	1.000	1	1.000	1	1.000	1	1.000	1	1.000	1	1.000	1	1.000	1	1.000	1	1.000	1	9.000
143	AWC Ayah Honorarium	HO	R	R	0.001		2039	18.351	2039	24.468	2039	24.468	2039	24.468	2039	24.468	2039	24.468	2039	24.468	2039	24.468	2039	24.468	2039	24.468	2039	214.095
144	AWC Instructors Honorarium	HO	R	R	0.002		2039	36.702	2039	48.936	2039	48.936	2039	48.936	2039	48.936	2039	48.936	2039	48.936	2039	48.936	2039	48.936	2039	48.936	2039	428.190
145	ECE Helper Honorarium	HO	R	R	0.005		1499	67.455	1499	89.940	1499	89.940	1499	89.940	1499	89.940	1499	89.940	1499	89.940	1499	89.940	1499	89.940	1499	89.940	1499	786.975
146	ECE Instructors Honorarium	HO	R	R	0.010		1499	134.910	1499	179.880	1499	179.880	1499	179.880	1499	179.880	1499	179.880	1499	179.880	1499	179.880	1499	179.880	1499	179.880	1499	1573.950
147	Resource Persons Honorarium (District Level)	HO	A	R	0.040		4	1.440	4	1.920	4	1.920	4	1.920	4	1.920	4	1.920	4	1.920	4	1.920	4	1.920	4	1.920	4	16.800
148	Resource Persons Honorarium (Mandal Level)	HO	A	R	0.010		177	15.930	177	21.240	177	21.240	177	21.240	177	21.240	177	21.240	177	21.240	177	21.240	177	21.240	177	21.240	177	185.850
149	Honorarium to MIS Person at Mandal Level	HO	C	R	0.003				59	21.240	59	21.240	59	21.240	59	21.240	59	21.240	59	21.240	59	21.240	59	21.240	59	21.240	59	169.920
	Total							303.228		429.784		429.784		429.784		429.784		429.784		429.784		429.784		429.784		429.784		3741.500

**Proposed Budget - Account Code-wise - East Godavari District, Andhra Pradesh
2001 - 2010**

(Rs. in lakhs)

S.No	Item	Act. Code	Quality Para	Category	Unit Cost	No. of days every Year	2001-02		2002 - 03		2003 - 04		2004 - 05		2005 - 06		2006 - 07		2007 - 08		2008 - 09		2009 - 10		Total			
							Physical	Financial	Physical	Financial	Physical	Financial	Physical	Financial	Physical	Financial	Physical	Financial	Physical	Financial	Physical	Financial	Physical	Financial	Physical	Financial	Physical	Financial
	Access																											
150	Back to school programme	AS	A	R	0.500		30	15.000	30	15.000	15	7.500	5	2.500	5	2.500										85	42.500	
151	Bridge course for EGS	AS	A	R	0.030		173	5.190	173	5.190	173	5.190	173	5.190	171	5.130										863	25.890	
152	Non residential Bridge Courses	AS	A	R	0.240		1027	246.480	1027	246.480	1027	246.480	1027	246.480	1027	246.480											1232.400	
153	Residential Bridge Courses	AS	A	R	7.600		15	114.000	20	152.000	5	38.000	0	0.000	5	38.000	0	0.000	0	0.000	0	0.000	0	0.000	0	0.000	45	342.000
154	Shed for alternate schools in ST area	AS	A	NR	0.150				125	18.750																125	18.750	
155	Residential Bridge Course Camps for Girls	AS	A	NR	7.600		5	38.000	5	38.000	5	38.000	5	38.000												5	152.000	
156	IED Assessment Camps	AS	A	NR	0.020		20	0.400	39	0.780					59	1.180					59	1.180					3.540	
	Total							419.070		476.200		335.170		292.170		293.290		0.000		0.000		1.180		0.000			1817.080	
	Grand Total							5077.812		7385.163		8643.828		2854.663		2690.124		3574.408		3551.773		3538.545		3552.253		40868.569		

Implementation Schedule for proposed Budget - 2001 - 2010 - East Godavari, Andhra Pradesh

S.No	Item	Unit Cost	Physical	Financial (Rs. in lakhs)	2001 - 02	2002 - 03	2003 - 04	2004 - 05	2005 - 06	2006 - 07	2007 - 08	2008 - 09	2009 - 10
Project Management													
1	Furniture for DPO	4.000	1	4.000	✓	✓		✓		✓	✓	✓	
2	Equipment for DPO	6.000	1	6.000	✓	✓		✓	✓	✓	✓	✓	
3	Hire charges for vehicles for DPO	0.130	5	62.880	✓	✓	✓	✓	✓	✓	✓	✓	✓
4	Hire Charges for Vehicle for DIET	0.130	1	15.120	✓	✓	✓	✓	✓	✓	✓	✓	✓
5	Salary for DPO staff		20	286.660	✓	✓	✓	✓	✓	✓	✓	✓	✓
6	Stationery for DPO	18.000	1	18.000	✓	✓	✓	✓	✓	✓	✓	✓	✓
7	Water, Electricity, Telephone Etc	0.150	12	15.600	✓	✓	✓	✓	✓	✓	✓	✓	✓
8	Rent for DPO	0.150	12	15.600	✓	✓	✓	✓	✓	✓	✓	✓	✓
9	TA&DA	0.100	12	10.400	✓	✓	✓	✓	✓	✓	✓	✓	✓
10	Equipment maintenance and operation at DPO	8.800	1	8.800	✓	✓	✓	✓	✓	✓	✓	✓	✓
11	Consultant Fee	0.100	2	20.800	✓	✓	✓	✓	✓	✓	✓	✓	✓
Total				463.860									

Implementation Schedule for proposed Budget - 2001 - 2010 - East Godavari, Andhra Pradesh

S.No	Item	Unit Cost	Physical	Financial (Rs. in lakhs)	2001 - 02	2002 - 03	2003 - 04	2004 - 05	2005 - 06	2006 - 07	2007 - 08	2008 - 09	2009 - 10
	Planning & Management												
12	Planning Exercise - Development of Annual work Plans etc	0.100	59	53.100	✓	✓	✓	✓	✓	✓	✓	✓	✓
13	Training of MRPs in School Mapping, Micro Planning, School Improvement Plan etc	0.001	218	4.140	✓	✓	✓	✓	✓	✓	✓	✓	✓
14	Oreintationto the MRPs on planning	0.001	218	4.140	✓	✓	✓	✓	✓	✓	✓	✓	✓
15	Exposure visits	0.050	59	26.550	✓	✓	✓	✓	✓	✓	✓	✓	✓
	Total			87.930									
	Research, Evaluation, Monitoring & Supervision												
16	Action Research	0.020	118	21.240	✓	✓	✓	✓	✓	✓	✓	✓	✓
17	Small Scale classroom based Researches	0.100	118	53.100	✓	✓	✓	✓	✓	✓	✓	✓	✓
18	Orientation on Research and Evaluation	0.001	277	12.240	✓	✓	✓	✓	✓	✓	✓	✓	✓
19	Conduct of Pupil Achievement Tests - Primary - External - @ once in a year	4.000	1	36.000	✓	✓	✓	✓	✓	✓	✓	✓	✓
20	Baseline & Midterm Assessment	4.000	2	8.000	✓				✓				
21	Conduct of Pupil Achievement Tests - Upper Primary - External - @ once in a year	2.000	1	18.000	✓	✓	✓	✓	✓	✓	✓	✓	✓

Implementation Schedule for proposed Budget - 2001 - 2010 - East Godavari, Andhra Pradesh

S.No	Item	Unit Cost	Physical	Financial (Rs. in lakhs)	2001 - 02	2002 - 03	2003 - 04	2004 - 05	2005 - 06	2006 - 07	2007 - 08	2008 - 09	2009 - 10
22	Academic monitoring of schools by DIET staff (TA & DA)	2.000	1	18.000	✓	✓	✓	✓	✓	✓	✓	✓	✓
23	Academic Supervision by MRPs - Primary Stage	0.005	218	102.010	✓	✓	✓	✓	✓	✓	✓	✓	✓
24	Academic Supervision by MRGs - Upper Primary Stage	0.003	295	95.580	✓	✓	✓	✓	✓	✓	✓	✓	✓
25	Cohort Studies	0.050	59	2.950	✓	✓	✓	✓					
26	School Visits by DRGs & Reporting	1.000	1	9.000	✓	✓	✓	✓	✓	✓	✓	✓	✓
	Total			376.120									
27	Community Mobilization and Participation												
28	Orientation to SEC members	0.000	14076	114.030	✓	✓	✓	✓	✓	✓	✓	✓	✓
29	Bala melas at village / cluster level	0.250	59	88.500	✓	✓	✓	✓	✓				
30	Mandal level campaigns against child labour, Campaign material etc	0.250	59	73.750	✓	✓	✓	✓					
31	Community mobilization at habitation level against child labour	0.010	1271	76.260	✓	✓	✓	✓	✓				
32	Mandal level meetings and motivation camps for child labour	0.700	30	21.000	✓	✓							
33	Exposure Visits to School Committees and Mandal Committees	0.010	100	9.000	✓	✓	✓	✓	✓	✓	✓	✓	✓
	Total			382.540									

Implementation Schedule for proposed Budget - 2001 - 2010 - East Godavari, Andhra Pradesh

S.No	Item	Unit Cost	Physical	Financial (Rs. in lakhs)	2001 - 02	2002 - 03	2003 - 04	2004 - 05	2005 - 06	2006 - 07	2007 - 08	2008 - 09	2009 - 10
	Access & Alternative Schooling												
34	Residential Bridge Courses	7.600	45	342.000	✓	✓	✓		✓				
35	Bridge course for EGS	0.030	863	25.890	✓	✓	✓	✓	✓				
36	Non residential Bridge Courses	0.240		1232.400	✓	✓	✓	✓	✓				
37	TLM grant to Residential/ Non residential bridge courses	0.005		25.120	✓	✓	✓	✓	✓				
38	Induction training to new teachers	0.001	1163	4.880	✓								
39	Training to AS volunteers/Bridge course volunteers	0.001		35.161	✓	✓	✓	✓	✓				
40	Training of MRPs in turn to give training to AS /VV	0.001	218	4.140	✓	✓	✓	✓	✓	✓	✓	✓	✓
41	Salaries for New Primary School Teachers proposed	0.012	550	2461.800	✓	✓	✓	✓	✓	✓	✓	✓	✓
42	Salaries for upper primary school required teachers for proposed schools	0.015	2816	10967.420	✓	✓	✓	✓	✓	✓	✓	✓	✓
43	Alternate Schools Instructors honourarium ST area	0.010	125	130.000	✓	✓	✓	✓	✓	✓	✓	✓	✓
44	Honourarium for vidya volunteers existing in the place of MRPs	0.010	218	226.720	✓	✓	✓	✓	✓	✓	✓	✓	✓
45	Back to school programme	0.500	85	42.500	✓	✓	✓	✓	✓				

Implementation Schedule for proposed Budget - 2001 - 2010 - East Godavari, Andhra Pradesh

S.No	Item	Unit Cost	Physical	Financial (Rs. in lakhs)	2001 - 02	2002 - 03	2003 - 04	2004 - 05	2005 - 06	2006 - 07	2007 - 08	2008 - 09	2009 - 10
46	Shed for alternate schools in ST area.,	0.150	125	18.750		✓							
47	Exposure Visits to Volunteers	0.008		9.000	✓	✓	✓	✓					
48	TLM Workshops for Residential and Non-Residential Bridge Courses	0.500		8.000	✓✓	✓✓	✓✓	✓✓					
49	Review Meetings with Personnel of Residential Bridge Courses	0.500		25.000	✓	✓	✓	✓	✓				
50	Review Meetings with Personnel of Non Residential Bridge Courses / EGS / NCLP - Division Level	0.500		24.000	✓	✓	✓	✓					
	Total			15582.781									
	Civil Works												
51	Building for buildingless schools	2.500	514	1285.500		✓	✓						
52	Building for new schools	2.500	275	687.500		✓	✓	✓					
53	Additional classrooms for existing schools	1.200	6231	7477.200		✓	✓	✓					
54	Class rooms for proposed new UP schools	1.200	2112	2534.400		✓	✓	✓					
55	Toilet facility to existing schools	0.100	7136	713.600	✓	✓	✓	✓					
56	Drinking water facility for existing schools	0.100	2030	304.500	✓	✓	✓	✓					

Implementation Schedule for proposed Budget - 2001 - 2010 - East Godavari, Andhra Pradesh

S.No	Item	Unit Cost	Physical	Financial (Rs. in lakhs)	2001 - 02	2002 - 03	2003 - 04	2004 - 05	2005 - 06	2006 - 07	2007 - 08	2008 - 09	2009 - 10
57	Electricity facility for existing schools	0.050	2851	142.550	✓	✓	✓	✓					
58	Mandal resource centre building	6.000	59	354.000		✓	✓	✓					
59	District resource centre building	15.000	1	15.000		✓	✓	✓					
60	Major Repairs to School Buildings - Roof Leaking etc	0.040		65.360	✓	✓	✓	✓					
61	Minor Repairs to School Buildings	0.050		45.400	✓	✓	✓	✓					
	Total			13625.010									
	Pedagogy & School Improvement												
62	School Visioning Workshop - Primary	0.500	1	1.000	✓		✓						
63	School Visioning Workshop - Upper Primary	0.500	1	1.000	✓		✓						
64	Teachers training in activity based MG teaching and other aspects	0.001	16667	1952.800	✓	✓	✓	✓	✓	✓	✓	✓	✓
65	Training to untrained teachers	0.001	150	56.700	✓	✓	✓	✓	✓	✓	✓	✓	✓
66	Training to newly recruited teachers	0.001		149.900	✓	✓							
67	Training to MRPs in methodology	0.001	218	8.280	✓	✓	✓	✓	✓	✓	✓	✓	✓

Implementation Schedule for proposed Budget - 2001 - 2010 - East Godavari, Andhra Pradesh

S.No	Item	Unit Cost	Physical	Financial (Rs. in lakhs)	2001 - 02	2002 - 03	2003 - 04	2004 - 05	2005 - 06	2006 - 07	2007 - 08	2008 - 09	2009 - 10
68	Orientation/ Training of DRGs	0.500	1	4.500	✓	✓	✓	✓	✓	✓	✓	✓	✓
69	Training to Teachers of Upper Primary Stage in content	0.001	5820	244.157	✓	✓	✓	✓	✓	✓	✓	✓	✓
70	Training to MRGs for UP Stage - Subject-wise	0.001	354	11.151	✓	✓	✓	✓	✓	✓	✓	✓	✓
71	Capacity Building of DRG at UP Stage	0.500	1	4.500	✓	✓	✓	✓	✓	✓	✓	✓	✓
72	TLM grant for teachers of formal schools	0.005	16667	696.425	✓	✓	✓	✓	✓	✓	✓	✓	✓
73	TLM Grant for Teachers of Upper Primary Schools	0.005	5820	249.140	✓	✓	✓	✓	✓	✓	✓	✓	✓
74	School grants - Primary	0.020	4498	796.320	✓	✓	✓	✓	✓	✓	✓	✓	✓
75	School grants - Upper Primary	0.020	1455	249.140	✓	✓	✓	✓	✓	✓	✓	✓	✓
76	TLE grant to new schools	0.100	275	27.500	✓								
77	TLE grant to UP schools existing one time only	0.500	360	180.000	✓								
78	TLE grant to proposed UP schools existing	1.500	704	352.000		✓	✓						
79	TC grant - Primary	0.020	300	54.000	✓	✓	✓	✓	✓	✓	✓	✓	✓
80	TC Grant for UP school at mandal level	0.020	59	10.620	✓	✓	✓	✓	✓	✓	✓	✓	✓
81	Furniture to DIET	4.500	1	4.500	✓	✓			✓	✓		✓	

Implementation Schedule for proposed Budget - 2001 - 2010 - East Godavari, Andhra Pradesh

S.No	Item	Unit Cost	Physical	Financial (Rs. in lakhs)	2001 - 02	2002 - 03	2003 - 04	2004 - 05	2005 - 06	2006 - 07	2007 - 08	2008 - 09	2009 - 10
82	Furniture to MRC	0.500	59	29.500	✓								
83	Equipment for DIET	10.000	1	10.000	✓	✓	✓						
84	Equipment for MRC	1.500	59	88.500	✓	✓	✓						
85	Convergence meeting with engineering department	0.100	1	0.100	✓	✓							
86	Consultancy / Guest facility & contingencies to DIET	1.000	1	9.000	✓	✓	✓	✓	✓	✓	✓	✓	✓
87	Training to SEC on civil works	0.003	14344	4.300	✓	✓							
88	Academic review meetings	0.001	277	20.190	✓	✓	✓	✓	✓	✓	✓	✓	✓
89	Library Books for DIET	0.500	1	3.000	✓	✓	✓	✓	✓		✓		✓
90	Library books for MRCs	0.100	59	17.700			✓	✓	✓				
91	Printing of modules	3.000	1	27.000	✓	✓	✓	✓	✓	✓	✓	✓	✓
92	TC Coordinator training	0.001	600	8.400	✓			✓					
93	Teachers academic conventions - Primary (Division wise)	0.500	4	18.000	✓	✓	✓	✓	✓	✓	✓	✓	✓
94	Teacher Academic Conventions - Upper Primary (Division-wise)	0.400	4	14.400	✓	✓	✓	✓	✓	✓	✓	✓	✓
95	TLM melas & Exhibitions	0.050	59	26.550	✓	✓	✓	✓	✓	✓	✓	✓	✓

Implementation Schedule for proposed Budget - 2001 - 2010 - East Godavari, Andhra Pradesh

S.No	Item	Unit Cost	Physical	Financial (Rs. in lakhs)	2001 - 02	2002 - 03	2003 - 04	2004 - 05	2005 - 06	2006 - 07	2007 - 08	2008 - 09	2009 - 10
96	Mandal level TLM workshops	0.100	59	53.100	✓	✓	✓	✓	✓	✓	✓	✓	✓
97	Equipment maintenance and operation at DIET	0.500	1	4.500	✓	✓	✓	✓	✓	✓	✓	✓	✓
98	Equipment maintenance and operation at MRC	0.020	59	122.720	✓	✓	✓	✓	✓	✓	✓	✓	✓
99	School Library books & Magazines - Upper Primary	0.020	1455	125.465	✓	✓	✓	✓	✓	✓	✓	✓	✓
100	Exposure visit to DRG & MRG - Academic	0.008	200	13.500	✓	✓	✓	✓	✓	✓	✓	✓	✓
101	School Library books & Magazines - Primary	0.010	4498	263.220	✓	✓	✓	✓	✓	✓	✓	✓	✓
102	Review Meetings with DRGs & MRGs / MRP (Division Level)	0.500	4	18.000	✓	✓	✓	✓	✓	✓	✓	✓	✓
103	Seminar on Pedagogic Issues	1.000	1	9.000	✓	✓	✓	✓	✓	✓	✓	✓	✓
104	Workshop on the development of material in Non-cognitive areas	1.000	1	9.000	✓	✓	✓	✓	✓	✓	✓	✓	✓
105	Projects at Primary Stage - Workshop	2.000		6.000		✓		✓		✓			
106	Projects at Upper Primary Stage - Workshop	2.000		6.000			✓		✓		✓		
107	Children Science Camps	1.000	1	8.000		✓	✓	✓	✓	✓	✓	✓	✓

Implementation Schedule for proposed Budget - 2001 - 2010 - East Godavari, Andhra Pradesh

S.N o	Item	Unit Cost	Physical	Financial (Rs. in lakhs)	2001 - 02	2002 - 03	2003 - 04	2004 - 05	2005 - 06	2006 - 07	2007 - 08	2008 - 09	2009 - 10
108	Science Improvement Programme - Primary and Upper Primary - Experimentation	0.100		6.000		✓	✓	✓					
109	Creation of Child-friendly Environment in Schools	0.100	1000	100.000		✓	✓	✓					
	Total			6074.778									
	Education of Focussed												
	a) Girls Education												
110	Residential Bridge Course Camps for Girls	7.600	51	152.000	✓	✓	✓	✓					
111	Mobilization and Training - Camps	1.400		168.000	✓	✓	✓	✓					
112	Gender Issue Workshop	1.000	1	9.000	✓	✓	✓	✓	✓	✓	✓	✓	✓
113	Printing of Modules	2.000	1	18.000	✓	✓	✓	✓	✓	✓	✓	✓	✓
114	Review Meetings and Convergence Meetings	1.000	1	9.000	✓	✓	✓	✓	✓	✓	✓	✓	✓
	Total			356.000									
	Early Childhood Education												
115	Induction training of ECE instructors	0.001		4.197		✓	✓	✓	✓	✓	✓	✓	✓
116	Training of Mothers Association Members	0.000		1.799		✓	✓	✓	✓	✓	✓	✓	✓

Implementation Schedule for proposed Budget - 2001 - 2010 - East Godavari, Andhra Pradesh

S.No	Item	Unit Cost	Physical	Financial (Rs. in lakhs)	2001 -02	2002 03	2003 -04	2004 -05	2005 -06	2006 -07	2007 -08	2008 -09	2009 -10
117	Training to ECE and Anganwadi Instructors	0.001	3538	37.149		✓		✓		✓			
118	Training of MRPs and Girl child Officers on ECE	0.001		0.938	✓								
119	Training of teachers where ECE is being opened	0.001		1.049	✓								
120	Convergence workshop for ECE - Division-wise	0.125	5	1.125	✓	✓	✓	✓	✓	✓	✓	✓	✓
121	TLM for ECE	0.010	14	74.950	✓		✓		✓		✓		✓
122	Printing of Modules	1.000		10.000	✓		✓		✓		✓		✓
123	ECE Instructors Honorarium	0.010	1499	1573.950	✓	✓	✓	✓	✓	✓	✓	✓	✓
124	ECE Helper Honorarium	0.005	1499	786.975	✓	✓	✓	✓	✓	✓	✓	✓	✓
125	AWC Instructors Honorarium	0.002	2039	428.190	✓	✓	✓	✓	✓	✓	✓	✓	✓
126	AWC Ayah Honorarium	0.001	2039	214.095	✓	✓	✓	✓	✓	✓	✓	✓	✓
127	Contingency Grants to ECE Centres	0.005	7495	67.455	✓	✓	✓	✓	✓	✓	✓	✓	✓
128	Reviews and Convergence Meetings	1.000	1	10.500	✓	✓	✓	✓	✓	✓	✓	✓	✓
	Total			3212.372									

Implementation Schedule for proposed Budget - 2001 - 2010 - East Godavari, Andhra Pradesh

S.No	Item	Unit Cost	Physical	Financial (Rs. in lakhs)	2001 - 02	2002 - 03	2003 - 04	2004 - 05	2005 - 06	2006 - 07	2007 - 08	2008 - 09	2009 - 10
	Children with Special Educational Needs												
129	TLM for IED Schools	0.050	59	26.550	✓	✓	✓	✓	✓	✓	✓	✓	✓
130	IED Training to MRC Staff	0.001	277	2.910	✓	✓				✓		✓	
131	IED Assessment Camps	0.020		3.540	✓	✓			✓			✓	
132	Resource Persons Honorarium (District Level)	0.040	4	16.800	✓	✓	✓	✓	✓	✓	✓	✓	✓
133	Resource Persons Honorarium (Mandal Level)	0.010	177	185.850	✓	✓	✓	✓	✓	✓	✓	✓	✓
134	Review Meetings and Convergence Meetings	0.100	1	9.000	✓	✓	✓	✓	✓	✓	✓	✓	✓
135	Printing of Modules	1.000	1	10.500	✓	✓	✓	✓	✓	✓	✓	✓	✓
	Total			255.150									
	Distance Education Programme												
136	Maintenance of TV & VCCPs	0.005	560	25.200	✓	✓	✓	✓	✓	✓	✓	✓	✓
137	Distance Education Workshops & Seminars	1.000	1	9.000	✓	✓	✓	✓	✓	✓	✓	✓	✓
138	Procurement of Cassettes	0.005	1	14.220	✓	✓	✓	✓	✓	✓	✓	✓	✓

Implementation Schedule for proposed Budget - 2001 - 2010 - East Godavari, Andhra Pradesh

S.No	Item	Unit Cost	Physical	Financial (Rs. in lakhs)	2001 - 02	2002 03	2003 - 04	2004 - 05	2005 - 06	2006 - 07	2007 - 08	2008 - 09	2009 - 10
139	Video Library at MRC	0.010	1	5.090	✓	✓	✓	✓					
140	Conduct of Teleconferences - 4 per year	0.500	1	18.000	✓	✓	✓	✓	✓	✓	✓	✓	✓
141	Development and Printing Self Instructional Material	2.000	1	18.000	✓	✓	✓	✓	✓	✓	✓	✓	✓
	Total			89.510									
	Media & Advocacy												
142	Conduct of Awareness Campaigns and Kalajathas	0.100	59	5.900	✓	✓	✓	✓	✓	✓	✓	✓	✓
143	Documentation of Pedagogical Renewal Process	0.500	1	4.500	✓	✓	✓	✓	✓	✓	✓	✓	✓
144	Documentation of Community Participation Process	0.500	1	4.500	✓	✓	✓	✓	✓	✓	✓	✓	✓
145	Conduct of Press Meets and Press Tours	1.000	1	9.000	✓	✓	✓	✓	✓	✓	✓	✓	✓
146	Advertisements in News Papers	1.000	1	9.000	✓	✓	✓	✓	✓	✓	✓	✓	✓
147	Printing of Posters and Handouts on Child Labour and their Education	1.000	1	13.000	✓	✓	✓	✓	✓	✓	✓	✓	✓
148	Development of Audio & Video Cassettes on Community Mobilization, Education of Focussed Groups	1.000	1	7.000	✓	✓	✓	✓	✓	✓	✓	✓	✓
149	Inter State Exposure Visits	1.000	1	8.000	✓	✓	✓	✓	✓	✓	✓	✓	✓
	Total			60.900									

Implementation Schedule for proposed Budget - 2001 - 2010 - East Godavari, Andhra Pradesh

S.No	Item	Unit Cost	Physical	Financial (Rs. in lakhs)	2001 - 02	2002 - 03	2003 - 04	2004 - 05	2005 - 06	2006 - 07	2007 - 08	2008 - 09	2009 - 10
	Management Information System												
150	MIS Equipment & Upgradation	12.000	1	12.000	✓	✓	✓	✓	✓	✓	✓	✓	✓
151	Xerox & Fax Machine	3.000		3.000	✓	✓	✓	✓	✓	✓	✓	✓	✓
152	Printing, Computerization and Analysis of EMIS / DISE	0.030	59	15.930	✓	✓	✓	✓	✓	✓	✓	✓	✓
153	MIS Equipment, Operation & Maintenance	1.000	1	9.000	✓	✓	✓	✓	✓	✓	✓	✓	✓
154	Computer Stationery, Peripherals	1.000	1	17.000	✓	✓	✓	✓	✓	✓	✓	✓	✓
155	Training to MIS Staff - District & Mandal Level - 120 members	0.001	120	2.268	✓	✓	✓	✓	✓	✓	✓	✓	✓
156	Training to H.Ms on DISE	0.001	5000	63.000	✓	✓	✓	✓	✓	✓	✓	✓	✓
157	Web Site Maintenance & Telephonic Charges	1.000	1	9.500	✓	✓	✓	✓	✓	✓	✓	✓	✓
158	Honorarium to MIS Person at Mandal Level	0.003	59	169.920	✓	✓	✓	✓	✓	✓	✓	✓	✓
	Total			301.618									
	Grand Total			40868.569									

Chapter - XIII
Annual Work Plan & Budget
for 2001 - 02 & Implementation
Schedule

Chapter XIII

Annual Work Plan & Budget for 2001 - 02

Intervention-wise activities :

Following activities are proposed based on the requirements reflected through Habitation Education Plans by conducting grama sabhas from 11-4-2001 to 15-4-2001. The discussion and the rationale behind the proposed activities have already been discussed in the perspective plan based on the demands raised in the habitation level and mandal level core groups under various major interventions. The budget pages are annexed separately to this.

Project Management

- Furniture for DPO
- Equipment for DPO
- Hire charges for vehicles for DPO
- Salary for DPO staff
- DPO consumables
- Water, Electricity, Telephone Etc
- Rent for DPO
- TA & DA to the DPO Staff and for other review meetings
- Equipment maintenance and operation at DPO
- Consultants to DPO

Planning & Management

- Planning process, Campaigns and Village level conventions.
- Training of MRPs in School Mapping and Micro Planning
- Orientation to the MRPs on planning
- Exposure visits to District & Mandal and Habitation Planning Teams

Research, Evaluation, Monitoring and Supervision

- Action Research Programmes by the practitioners
- Smaller Scale classroom based Researches – Impact Assessment
- Orientation on Research / Project Evaluation
- Conduct of Pupil Achievement Survey
- Baseline & Midterm Assessment
- Attendance monitoring and Academic supervision by MRPs

Community Mobilization & Participation

- Orientation to School Committee Members
- Bal Melas at Village / Clusters
- Mandal level melas for School Committee /Teachers/Parents
- Support to Community Mobilization at Habitation Level
- Community Mobilization activity Material & Travel Charges
- Mandal Level meetings and motivational camps for child labour

Access & Alternative Schooling

- Conduct of Residential Bridge Courses
- Conduct of Bridge course for EGS
- Conduct of Non residential Bridge Courses
- TLM grant to Residential/ Non residential bridge courses
- Induction training to new teachers
- Training to AS volunteers/Bridge course volunteers
- Training of MRPs in turn to give training to AS /VV
- Salary of new primary school teachers proposed
- Salaries for required teachers as per TPR in Primary Schools
- Salaries for upper primary school required teachers as per TPR
- Salaries for upper primary school required teachers for proposed schools

- Alternate Schools Instructors honorarium ST area
- Honorarium for Vidya Volunteers existing in the place of MRPs
- Back to school programme
- Shed for alternate schools in ST area.,
- Exposure Visits to Volunteers
- TLM Workshops for Residential and Non-Residential Bridge Courses
- Review Meetings with Personnel of Residential Bridge Courses
- Review Meetings with Personnel of Non Residential Bridge Courses / EGS / NCLP - Division I Level

Civil Works

- Construction of Additional classrooms
- Building for building less s schools (two rooms with varandah)
- Construction of buildings s to Mandal Resource centres
- Construction of buildings s to New Schools (two rooms with varandah)
- Construction of District Resource Centre building
- Electricity & Drinking Water to schools
- Construction of Toilets too all the schools separate for girls
- Class rooms for proposed d UP schools
- Building for 275 new schools

Pedagogy & School Improvement

- School Visioning Workshop – Primary
- School Visioning Workshop – Upper Primary
- Teachers training in activity-based MG teaching and other aspects
- Training to untrained teachers
- Training to newly-recruited teachers
- Training to MRPs in methodology
- Orientation/ Training of EDIGs

- Training to Teachers of Upper Primary Stage in content
- Training to MRGs for UP Stage – subject-wise
- Capacity Building of DRG at UP Stage
- TLM grant for teachers of formal schools
- TLM Grant for Teachers of Upper Primary Schools
- School grants – Primary
- School grants – Upper Primary
- TLE grant to new schools
- TLE grant to UP schools – existing one time only
- TLE grant to proposed UP schools – existing
- TC grant – Primary
- TC Grant for UP school at mandal level
- Furniture to DIET
- Furniture to MRC
- Equipment for DIET
- Equipment for MRC
- Consultancy / Guest facility & contingencies to DIET
- Convergence meeting with Engineering Department
- Training to SEC on Civil Works
- Academic review meetings
- Library Books for DIET
- Library books for MRCs
- Printing of modules
- TC Coordinator training
- Teachers academic conventions - Primary (Division-wise)
- Teacher Academic Conventions - Upper Primary (Division-wise)
- TLM Melas & Exhibitions
- Mandal-level TLM workshops
- Equipment maintenance and operation at DIET

- Equipment maintenance and operation at MRC
- Exposure visit to DRG & MRG – Academic
- School Library books & Magazines – Primary
- School Library books & Magazines – Upper Primary
- Review Meetings with DRGs & MRGs / MRP (Division-level)
- Seminar on Pedagogic issues
- Workshop on the development of material in non-cognitive areas
- Projects at Primary Stage – Workshop
- Projects at Upper Primary Stage – Workshop
- Children Science Camps
- Science Improvement Programme - Primary and Upper Primary - Experimentation

Education of Focussed Groups

a) Girls Education

- Residential Bridge Course Camps for Girls
- Mobilization and Training – Camps
- Gender Issue Workshop
- Printing of Modules
- Review Meetings and Convergence Meetings

b) Early Childhood Education

- Induction training of ECE Instructors
- Training of Mothers Association Members
- Training of MRPs and Girl Child officer on ECE
- Opening of Early Childhood Education Centres
- Convergence with Anganwadii Centres and functioning these centres in school premises during school hours.
- Training of teachers where EECE is being opened

c) Children with Special Educational Needs (SEN)

- Provision of TLM to IED Schools.
- Provision of Resource Staff at DPO for assisting IED schools.
- Conduct of assessment camps at Mandal Level.
- Honorarium to Resource Persons – Mandal
- Honorarium to District Resource persons

Distance Education

- Maintenance of TVs, VCPs and RCCPs
- Distance Education Workshops & Seminars
- Procurement of Cassettes
- Video Library at MRC
- Conduct of Teleconferences - 4 per year
- Development and Printing Self Instructional Material

Media & Advocacy

- Conduct of Awareness Campaigns and Kalajathas
- Documentation of Pedagogical Renewal Process
- Documentation of Community Participation Process
- Conduct of Press Meets and Press Tours
- Advertisements in News Papers
- Printing of Posters and Handouts on Child Labour and their education
- Development of Audio & Video Cassettes on Community Mobilization, Education of Focussed Groups
- Inter-state Exposure Visits

Management Information System

- MIS Equipment & Upgradation
- Xerox & Fax Machine
- Printing, Computerization and Analysis of EMIS / DISE
- MIS Equipment, Operation & Maintenance
- Computer Stationery, Peripherals
- Training to MIS Staff - District & Mandal Level - 120 members
- Training to H.Ms on DISE
- Web Site Maintenance & Telephonic Charges
- Honorarium to MIS Personnel at Mandal Level

Implementation Schedule for 2001 - 02 - East Godavari, Andhra Pradesh

S. No	Item	Unit Cost	Physical	Financial (Rs. in lakhs)	Jul' 01	Aug' 01	Sep' 01	Oct' 01	Nov' 01	Dec' 01	Jan' 02	Feb' 02	Mar' 02
Project Management													
1	Furniture for DPO	4.000	1	1.500			✓						
2	Equipment for DPO	6.000	1	1.000				✓					
3	Hire charges for vehicles for DPO	0.130	5	7.800	✓	✓	✓	✓	✓	✓	✓	✓	✓
4	Hire Charges for Vehicle for DIET	0.130	1	1.560	✓	✓	✓	✓	✓	✓	✓	✓	✓
5	Salary for DPO staff		20	16.660	✓	✓	✓	✓	✓	✓	✓	✓	✓
6	Stationery for DPO	18.000	1	2.000	✓	✓	✓	✓	✓	✓	✓	✓	✓
7	Water, Electricity, Telephone Etc	0.150	12	1.200	✓	✓	✓	✓	✓	✓	✓	✓	✓
8	Rent for DPO	0.150	12	1.200	✓	✓	✓	✓	✓	✓	✓	✓	✓
9	TA&DA	0.100	12	0.800	✓	✓	✓	✓	✓	✓	✓	✓	✓
10	Equipment maintenance and operation at DPO	8.800	1	0.800	✓			✓			✓		
11	Consultant Fee	0.100	2	1.600	✓	✓	✓	✓	✓	✓	✓	✓	✓
				36.120									

Implementation Schedule for 2001 - 02 - East Godavari, Andhra Pradesh

S. No	Item	Unit Cost	Physical	Financial (Rs. in lakhs)	Jul' 01	Aug' 01	Sep' 01	Oct' 01	Nov' 01	Dec' 01	Jan' 02	Feb' 02	Mar' 02
Planning & Management													
1	Planning Exercise - Development of Annual work Plans etc	0.100	59	5.900	✓	✓	✓	✓	✓	✓	✓	✓	✓
2	Training of MRPs in School Mapping, Micro Planning, School Improvement Plan etc	0.001	218	0.460	✓	✓							
3	Oreintationto the MRPs on planning	0.001	218	0.460		✓							
4	Exposure visits	0.050	59	2.950							✓		
Total				9.770									
Research, Evaluation, Monitoring &													
1	Action Research	0.020	118	2.360								✓	✓
2	Small Scale classroom based Researches	0.100	118	5.900								✓	✓
3	Orientation on Research and Evaluation	0.001	277	1.360							✓		
4	Conduct of Pupil Achievement Tests - Primary - External - @ once in a year	4.000	1	4.000									✓
5	Baseline & Midterm Assessment	4.000	2	2.000									✓
5	Conduct of Pupil Achievement Tests - Upper Primary - External - @ once in a year	2.000	1	4.000				✓					✓

Implementation Schedule for 2001 - 02 - East Godavari, Andhra Pradesh

S. No	Item	Unit Cost	Physical	Financial (Rs. in lakhs)	Jul' 01	Aug' 01	Sep' 01	Oct' 01	Nov' 01	Dec' 01	Jan' 02	Feb' 02	Mar' 02
10	Academic monitoring of schools by DIET staff (TA & DA)	2.000	1	2.000	✓	✓	✓	✓	✓	✓	✓	✓	✓
11	Academic Supervision by MRPs - Primary Stage	0.005	218	7.850	✓	✓	✓	✓	✓	✓	✓	✓	✓
12	Academic Supervision by MRGs - Upper Primary Stage	0.003	295	10.620	✓	✓	✓	✓	✓	✓	✓	✓	✓
13	Cohort Studies	0.050	59	0.500	✓								
14	School Visits by DRGs & Reporting	1.000	1	1.000	✓	✓	✓	✓	✓	✓	✓	✓	✓
	Total			41.590									
	Community Mobilization and Participation												
1	Orientation to SEC members	0.000	14076	12.670									
2	Bala melas at village / cluster level	0.250	59	14.750									
3	Mandal level campaigns against child labour, Campaign material etc	0.250	59	14.750	✓	✓							
4	Community mobilization at habitation level against child labour	0.010	1271	12.710	✓	✓	✓	✓	✓	✓	✓	✓	✓
5	Mandal level meetings and motivation camps for child labour	0.700	30	14.000	✓	✓	✓	✓	✓	✓	✓	✓	✓
6	Exposure Visits to School Committees and Mandal Committees	0.010	100	1.000	✓	✓	✓	✓	✓	✓	✓	✓	✓
	Total			69.880			✓				✓		

Implementation Schedule for 2001 - 02 - East Godavari, Andhra Pradesh

S. No	Item	Unit Cost	Physical	Financial (Rs. in lakhs)	Jul' 01	Aug' 01	Sep' 01	Oct' 01	Nov' 01	Dec' 01	Jan' 02	Feb' 02	Mar' 02
	Access & Alternative Schooling												
1	Residential Bridge Courses	7.600	45	114.000	<	<	<	<	<	<	<	<	<
2	Bridge course for EGS	0.030	863	5.190	<	<	<	<	<	<	<	<	<
3	Non residential Bridge Courses	0.240		246.480	<<	<<	<<	<<	<<	<<	<<	<<	<<
3	Non residential Bridge Courses	0.240		246.480	<<	<<	<<	<<	<<	<<	<<	<<	<<
4	TLM grant to Residential/ Non residential bridge courses	0.005		6.460		<	<						
5	Induction training to new teachers	0.001	1163	4.880			<						
6	Training to AS volunteers/Bridge course volunteers	0.001		9.030		<	<						
7	Training of MRPs in turn to give training to AS /VV	0.001	218	0.460	<	<							
8	Salaries for New Primary School Teachers proposed	0.012	550	52.800	<	<	<	<	<	<	<	<	<
9	Salaries for upper primary school required teachers for proposed schools	0.015	2816	168.960	<	<	<	<	<	<	<	<	<
12	Alternate Schools Instructors honourarium ST area	0.010	125	10.000	<	<	<	<	<	<	<	<	<
13	Honourarium for vidya volunteers existing in the place of MRPs	0.010	218	17.440	<	<	<	<	<	<	<	<	<
14	Back to school programme	0.500	85	15.000									<

Implementation Schedule for 2001 - 02 - East Godavari, Andhra Pradesh

S. No	Item	Unit Cost	Physical	Financial (Rs. in lakhs)	Jul' 01	Aug' 01	Sep' 01	Oct' 01	Nov' 01	Dec' 01	Jan' 02	Feb' 02	Mar' 02
16	Exposure Visits to Volunteers	0.008		2.250						✓		✓	
17	TLM Workshops for Residential and Non-Residential Bridge Courses	0.500		2.000		✓		✓		✓		✓	
18	Review Meetings with Personnel of Residential Bridge Courses	0.500		5.000	✓	✓	✓	✓	✓	✓	✓	✓	✓
19	Review Meetings with Personnel of Non Residential Bridge Courses / EGS / NCLP - Division Level	0.500		6.000	✓	✓	✓	✓	✓	✓	✓	✓	✓
	Total			665.950									
	Civil Works												
1	Building for buildingless schools	2.500	514	170.000		✓	✓	✓	✓	✓	✓	✓	✓
2	Building for new schools	2.500	275	187.500		✓	✓	✓	✓	✓	✓	✓	✓
3	Additional classrooms for existing schools	1.200	6231	1477.200		✓	✓	✓	✓	✓	✓	✓	✓
4	Class rooms for proposed new UP schools	1.200	2112	960.000		✓	✓	✓	✓	✓	✓	✓	✓
5	Toilet facility to existing schools	0.100	7136	100.000	✓	✓	✓	✓	✓	✓	✓	✓	✓
6	Drinking water facility for existing schools	0.100	2030	60.900	✓	✓	✓	✓	✓	✓	✓	✓	✓
7	Electricity facility for existing schools	0.050	2851	14.250	✓	✓	✓	✓	✓	✓	✓	✓	✓

Implementation Schedule for 2001 - 02 - East Godavari, Andhra Pradesh

S. No	Item	Unit Cost	Physical	Financial (Rs. in lakhs)	Jul' 01	Aug' 01	Sep' 01	Oct' 01	Nov' 01	Dec' 01	Jan'02	Feb'02	Mar'02
8	Mandal resource centre building	6.000	59	60.000		✓	✓	✓	✓	✓	✓	✓	✓
10	Major Repairs to School Buildings - Roof Leaking etc	0.040		24.000	✓	✓	✓	✓					
11	Minor Repairs to School Buildings	0.050		10.000	✓✓	✓✓	✓✓	✓✓					
Total				3063.850									
Pedagogy & School Improvement													
1	School Visioning Workshop - Primary	0.500	1	0.500		✓							
2	School Visioning Workshop - Upper Primary	0.500	1	0.500			✓						
3	Teachers training in activity based MG teaching and other aspects	0.001	16667	133.490		✓							
4	Training to untrained teachers	0.001	150	6.300		✓							
5	Training to newly recruited teachers	0.001		78.600		✓							
6	Training to MRPs in methodology	0.001	218	0.920		✓							
7	Orientation/ Training of DRGs	0.500	1	0.500	✓								
8	Training to Teachers of Upper Primary Stage in content	0.001	5820	16.013		✓							
9	Training to MRGs for UP Stage - Subject-wise	0.001	354	1.239		✓							

Implementation Schedule for 2001 - 02 - East Godavari, Andhra Pradesh

S. No	Item	Unit Cost	Physical	Financial (Rs. in lakhs)	Jul' 01	Aug' 01	Sep' 01	Oct' 01	Nov' 01	Dec' 01	Jan' 02	Feb' 02	Mar' 02
10	Capacity Building of DRG at UP Stage	0.500	1	0.500			✓						
11	TLM grant for teachers of formal schools	0.005	16667	46.675				✓					
12	TLM Grant for Teachers of Upper Primary Schools	0.005	5820	16.340				✓					
13	School grants - Primary	0.020	4498	76.640					✓				
14	School grants - Upper Primary	0.020	1455	16.340					✓				
15	TLE grant to new schools	0.100	275	27.500					✓				
16	TLE grant to UP schools existing one time only	0.500	360	180.000			✓						
18	TC grant - Primary	0.020	300	6.000			✓						
19	TC Grant for UP school at mandal level	0.020	59	1.180			✓						
20	Furniture to DIET	4.500	1	1.000						✓			
21	Furniture to MRC	0.500	59	29.500							✓		
22	Equipment for DIET	10.000	1	5.000					✓				
23	Equipment for MRC	1.500	59	13.500						✓			
24	Convergence meeting with engineering department	0.100	1	1.000	✓								

Implementation Schedule for 2001 - 02 - East Godavari, Andhra Pradesh

S. No	Item	Unit Cost	Physical	Financial (Rs. in lakhs)	Jul' 01	Aug' 01	Sep' 01	Oct' 01	Nov' 01	Dec' 01	Jan' 02	Feb' 02	Mar' 02
24	Consultancy / Guest facility & contingencies to DIET	1.000	1	0.100	✓	✓	✓	✓	✓	✓	✓	✓	✓
25	Training to SEC on civil works	0.003	14344	4.300		✓							
26	Academic review meetings	0.001	277	1.550	✓	✓	✓	✓	✓	✓	✓	✓	✓
27	Library Books for DIET	0.500	1	0.500							✓		
29	Printing of modules	3.000	1	3.000		✓		✓		✓		✓	
30	TC Coordinator training	0.001	600	4.200			✓						
31	Teachers academic conventions - Primary (Division wise)	0.500	4	2.000		✓			✓			✓	
32	Teacher Academic Conventions - Upper Primary (Division-wise)	0.400	4	1.600		✓		✓				✓	
33	TLM melas & Exhibitions	0.050	59	2.950		✓							
34	Mandal level TLM workshops	0.100	59	5.900		✓							
35	Equipment maintenance and operation at DIET	0.500	1	0.500			✓						
36	Equipment maintenance and operation at MRC	0.020	59	9.440		✓							
37	School Library books & Magazines - Upper Primary	0.020	1455	1.500			✓						

Implementation Schedule for 2001 - 02 - East Godavari, Andhra Pradesh

S. No	Item	Unit Cost	Physical	Financial (Rs. in lakhs)	Jul' 01	Aug' 01	Sep' 01	Oct' 01	Nov' 01	Dec' 01	Jan'02	Feb'02	Mar'02
37	Exposure visit to DRG & MRG - Academic	0.008	200	38.320						✓		✓	
38	School Library books & Magazines - Primary	0.010	4498	16.340		✓	✓	✓	✓	✓	✓	✓	✓
38	Review Meetings with DRGs & MRGs / MRP (Division Level)	0.500	4	2.000	✓	✓	✓	✓	✓	✓	✓	✓	✓
39	Seminar on Pedagogic Issues	1.000	1	1.000						✓			
40	Workshop on the development of material in Non-cognitive areas	1.000	1	1.000				✓					
	Total			755.437									
	Education of Focussed												
	a) Girls Education												
1	Residential Bridge Course Camps for Girls	7.600	5	38.000	✓	✓	✓	✓	✓	✓	✓	✓	✓
2	Mobilization and Training - Camps	1.400		42.000	✓	✓	✓	✓	✓	✓	✓	✓	✓
3	Gender Issue Workshop	1.000	1	1.000			✓						
4	Printing of Modules	2.000	1	2.000				✓					
5	Review Meetings and Convergence Meetings	1.000	1	1.000	✓	✓	✓	✓	✓	✓	✓	✓	✓
	Total			84.000									

Implementation Schedule for 2001 - 02 - East Godavari, Andhra Pradesh

S. No	Item	Unit Cost	Physical	Financial (Rs. in lakhs)	Jul' 01	Aug' 01	Sep' 01	Oct' 01	Nov' 01	Dec' 01	Jan' 02	Feb' 02	Mar' 02
	Early Childhood Education												
5	Induction training of ECE instructors	0.001		4.197		✓							
6	Training of Mothers Association Members	0.000		1.799		✓							
7	Training to ECE and Anganwadi Instructors	0.001	3538			✓							
8	Training of MRPs and Girl child Officers on ECE	0.001		0.938		✓							
9	Training of teachers where ECE is being opened	0.001		1.049				✓					
10	Convergence workshop for ECE - Division-wise	0.125	5	0.125									
11	TLM for ECE	0.010	14	14.990			✓						
12	Printing of Modules	1.000		2.000	✓	✓	✓	✓	✓	✓	✓	✓	✓
13	ECE Instructors Honorarium	0.010	1499	134.910					✓				
14	ECE Helper Honorarium	0.005	1499	67.455	✓	✓	✓	✓	✓	✓	✓	✓	✓
15	AWC Instructors Honorarium	0.002	2039	36.702	✓	✓	✓	✓	✓	✓	✓	✓	✓
16	AWC Ayah Honorarium	0.001	2039	18.351	✓	✓	✓	✓	✓	✓	✓	✓	✓
17	Contingency Grants to ECE Centres	0.005	7495	7.495					✓				
18	Reviews and Convergence Meetings	1.000	1	1.500	✓	✓	✓	✓	✓	✓	✓	✓	✓

Implementation Schedule for 2001 - 02 - East Godavari, Andhra Pradesh

S. No	Item	Unit Cost	Physical	Financial (Rs. in lakhs)	Jul' 01	Aug' 01	Sep' 01	Oct' 01	Nov' 01	Dec' 01	Jan' 02	Feb' 02	Mar' 02
	Total			291.511									
	Children with Special Educational Needs												
16	TLM for IED Schools	0.050	59	2.950			✓						
17	IED Training to MRC Staff	0.001	277	0.582		✓							
18	IED Assessment Camps	0.020		0.400		✓							
19	Resource Persons Honorarium (District Level)	0.040	4	1.440	✓	✓	✓	✓	✓	✓	✓	✓	✓
20	Resource Persons Honorarium (Mandal Level)	0.010	177	15.930	✓	✓	✓	✓	✓	✓	✓	✓	✓
21	Review Meetings and Convergence Meetings	0.100	1	1.000	✓	✓	✓	✓	✓	✓	✓	✓	✓
22	Printing of Modules	1.000	1	1.500				✓		✓		✓	
	Total			23.802									
	Distance Education Programme												
1	Maintenance of TV & VCCPs	0.005	560	2.800	✓	✓	✓	✓	✓	✓	✓	✓	✓
2	Distance Education Workshops & Seminars	1.000	1	1.000		✓		✓		✓			
3	Procurement of Cassettes	0.005	1	1.580	✓	✓	✓	✓	✓	✓	✓	✓	✓

Implementation Schedule for 2001 - 02 - East Godavari, Andhra Pradesh

S. No	Item	Unit Cost	Physical	Financial (Rs. in lakhs)	Jul' 01	Aug' 01	Sep' 01	Oct' 01	Nov' 01	Dec' 01	Jan' 02	Feb' 02	Mar' 02
4	Video Library at MRC	0.010	1	1.000		✓		✓		✓			
5	Conduct of Teleconferences - 4 per year	0.500	1	2.000			✓			✓			✓
6	Development and Printing Self Instructional Material	2.000	1	2.000				✓		✓		✓	
Total				10.380									
Media & Advocacy													
1	Conduct of Awareness Campaigns and Kalajathas	0.100	59	1.000	✓	✓	✓	✓	✓	✓	✓	✓	✓
2	Documentation of Pedagogical Renewal Process	0.500	1	0.500	✓	✓	✓	✓	✓	✓	✓	✓	✓
3	Documentation of Community Participation Process	0.500	1	0.500	✓	✓	✓	✓	✓	✓	✓	✓	✓
4	Conduct of Press Meets and Press Tours	1.000	1	1.000	✓	✓	✓	✓	✓	✓	✓	✓	✓
5	Advertisements in News Papers	1.000	1	1.000									
6	Printing of Posters and Handouts on Child Labour and their Education	1.000	1	2.000		✓		✓		✓		✓	
7	Development of Audio & Video Cassettes on Community Mobilization, Education of Focussed Groups	1.000	1	1.000								✓	
8	Inter State Exposure Visits	1.000	1	1.000						✓	✓		

Implementation Schedule for 2001 - 02 - East Godavari, Andhra Pradesh

S. No	Item	Unit Cost	Physical	Financial (Rs. in lakhs)	Jul' 01	Aug' 01	Sep' 01	Oct' 01	Nov' 01	Dec' 01	Jan' 02	Feb' 02	Mar' 02
	Total			8.000									
	Management Information System												
1	MIS Equipment & Upgradation	12.000	1	5.000		✓							
2	Xerox & Fax Machine	3.000		0.000			✓						
3	Printing, Computerization and Analysis of EMIS / DISE	0.030	59	1.770				✓					
4	MIS Equipment, Operation & Maintenance	1.000	1	1.000	✓	✓	✓	✓	✓	✓	✓	✓	✓
5	Computer Stationery, Peripherals	1.000	1	1.000	✓	✓	✓	✓	✓	✓	✓	✓	✓
6	Training to MIS Staff - District & Mandal Level - 120 members	0.001	120	0.252				✓	✓				
7	Training to H.Ms on DISE	0.001	5000	7.000		✓	✓						
8	Web Site Maintenance & Telephonic Charges	1.000	1	1.500	✓	✓	✓	✓	✓	✓	✓	✓	✓
9	Honorarium to MIS Person at Mandal Level	0.003	59		✓	✓	✓	✓	✓	✓	✓	✓	✓
	Total			17.522									
				5077.812									

Chapter - XIV
Unit (Costs Particulars)

Chapter XIII

Unit Costs for Proposed Budget - East Godavari district, Andhra Pradesh

SARVA SIKSHA ABHIYAN

S. No	Item	Unit Cost	Physical	Total Project Cost	Nature / Description of Activity
Project Management					
1	Furniture for DPO	4.000	1	4.000	Procurement Almirash, Tables, Chairs etc
2 2	Equipment for DPO Equipment for DPO	6.000 6.000	1 1	6.000 6.000	Procurement of Computers, Xerox, Camera, OHP etc Procurement of Computers, Xerox, Camera, OHP etc
3	Hire charges for vehicles for DPO	0.130	5	62.880	Vehicle for DPO Staff on hire
4	Hire Charges for Vehicle for DIET	0.130	1	15.120	Salary to Officers, Administrative wing and Technical staff
5	Salary for DPO staff		20	286.660	Stationery Items etc
6	Stationery for DPO	18.000	1	18.000	@ Rs. 15,000 per month
7	Water, Electricity, Telephone Etc	0.150	12	15.600	@ Rs. 15,000 per month
8	Rent for DPO	0.150	12	15.600	@ Rs. 10,000 per month on average to the DPO Staff
9	TA&DA	0.100	12	10.400	
10	Equipment maintenance and operation at DPO	8.800	1	8.800	For Operation and Maintenance & other contingencies
11	Consultant Fee	0.100	2	20.800	Hiring Consultants based on Requirement . Salary @ Rs. 10,000/- per month
	Total			463.860	

S. No	Item	Unit Cost	Physical	Total Project Cost	Nature / Description of Activity
	Planning Management				
12	Planning Exercise	0.100	59	53.100	Participatory planning - Habitation Educational Plans - exercise at Mandal & Habitation Level @ 10.000 per mandal for 59 mandals
13	Training of MRPs in School Mapping and Micro Planning	0.0007	218	4.140	Training at District level @ Rs. 70 per day per person
14	Oreintationto the MRPs on planning	0.0007	218	4.140	Orientation on planning processess /AWP & B ever year @ Rs/- 70 per day per person
15	Exposure visits	0.050	59	26.550	Exposure to Mandal Core teams, H.Ms to the places with in or out side the state on participatory planning
	Total			87.930	
	Research, Evaluation, Monitoring and Supervision				
16	Action Research	0.200	118	21.240	Support to teachers @ 2000/- per action research for two studies per mandal in a year
17	Smaller Scale classroom based Researches	0.100	118	53.100	@ Rs. 2000 for study for two persosns per two studies per mandal per year
18	Orientation on Research and Evaluation	0.0007	277	12.240	To MRPs, MEOs & DRGs at district level every year (on different themes)
19	Conduct of Pupil Achievement Test - Primary	4.000	1	36.000	Achievement Tests in all schools will be conducted once in a year @ of Rs. 4.00 lakhs per year
20	Conduct of Pupil Achievement Test - Upper Primary	2.000	1	18.000	Achievement Tests in all UP schools will be conducted once in a year @ of Rs. 2.00 lakhs per year
21	Baseline & Midterm Assessment	4.000	1	8.000	As proposed by MHRD as incase of DPEP
22	Academic monitoring of schools by DIET staff (Travelling expenditure) - Rs. 50,000/- per quarter	2.000	1	18.000	TA,DA to DIET staff to give on job support to the Schools

S. No	Item	Unit Cost	Physical	Total Project Cost	Nature / Description of Acativity
23	Academic supervision by MRPs - Primary Stage	0.0045	218	102.010	Travel Allowance to the Mandal Resource Persons @ Rs. 450 per person per month for Academic monitoring
24	Academic supervision by MRPs - Upper Primary Stage	0.003	295	95.580	Travel Allowance to the Mandal Resource Group @ Rs. 300 per person per month for Academic monitoring of UP Schools
25	Cohort Studies	0.050	59	2.950	Conduct of Cohort Studies for tracking children retention / dropout in all primary schools
26	School Visits by DRGs and Reporting - 2 times	1.000	1	9.000	Schools visit by DRGs on sample basis and observes implementation all the initiatives and shares at review meeting
	Total			376.120 376.120	
Community Mobilization & Participation					
27	Orientation to SEC Members	0.000	14076	114.030	At mandal level each year for capacity building & participation - @ Rs/- 30/- per day for one day
28	Bal Melas at Village / Cluster (Rs 25000/- per mandal)	0.250	59	88.500	Bal mela to involve all the children and motivate parents & teachers for enrollment as well as quality every year.
29	Mandal level melas for VEC/Teachers/Parents	0.250	59	73.750	Campaign against child labour . Involving community, parents, employees, teachers and children every year - @ Rs/- 25,000/- per mandal
30	Support to School Committees for mobilization against Child Labour	0.010	1271	76.260	Mobilisation activities by school committees at habitation level where child labour is maximum - @ Rs/- 1000 per habitation.
31	Mandal Level Meetings and Motivational camps for child Labour	0.700	30	21.000	For eradication of child labour camps will be organised at mandal level with concerned departments
32	Exposure visit to School Committees and Mandal Committees	0.010	1	9.000	Exposure visits to School Committees and Mandal Committees to the MV Foundation and other mandals where intensive programme of Community Mobilization is being taken up.
	Total			382.540	

S. No	Item	Unit Cost	Physical	Total Project Cost	Nature / Description of Activity
Access & Alternative Schooling					
33	Residential Bridge Courses	7.600	45	342.000	65 camps with 300 children per camp meeting the expenditure on @ Rs.- 7.6 lakhs per year for 300 children.
34	Bridge Course for EGS in Tribal Areas	0.030	173	25.890	Honorarium @ Rs. 1000/- per month to EGS Volunteers
35	Non Residential Bridge Courses	0.240	1027	1232.400	Conduct of Non-Residential Bridge Courses for the mainstreaming of Out Of School children @ Rs. 12000/- for volunteer for one year and the remaining Rs. 12,000/- is for training, TLM and other contingencies
36	TLM Grant - Residential / Non- Residential Bridge Courses	0.005	1290	25.120	Providing TLM Grant to the Volunteers of Residential and Non-Residential Bridge courses to procure required material.
37	Induction training of New Teachers	0.0007	1163	4.880	Induction training to newly recruited teachers @ 70 per day for 30 days in the initial year
38	Training to AS Volunteers / Bridge Course Volunteers	0.0007	1290	35.161	Conduct of 10 days training to Volunteers of ALS / Bridge Courses
39	Training of MRPs in VVs and AS teachers induction / Recurrent	0.001	218	4.140	Capacity building of MRPs for conduct of training in a cascade mode @ Rs/-70/- per day per person for 10 days
40	Salary of new primary school teachers proposed	0.012	550	2461.800	The Salaries @ Rs. 1200, 1500, during 1st two years of probation and regular pay from 3rd year onwards
41	Salaries for upper primary school required teachers for proposed schools	0.015	2816	10967.420	The Salaries for @ Rs. 1500, 1800, during first two years and regular pay thereon.
42	Alternative Schools Instructors Honorarium ST area	0.010	125	130.000	Honorarium @ Rs- 1000 per month to volunteers Alternative schools
43	Honorarium to Vidya Volunteers in existing schools in place of MRPs	0.010	218	226.720	Honorarium to V.Vs in place of MRP @ Rs. 1000/- per month per volunteer.
44	Back to School Programme	0.500	30	42.500	Conduct during Summer vacation in convergence with Social welfare department - financial support i.e. training, teachers, mobilization, mainstreaming etc. 20 centres on an average in the district.

S. No	Item	Unit Cost	Physical	Total Project Cost	Nature / Description of Activity
45	Shed for alternate schools in ST area.,	0.150	125	18.750	Rent / Shed @ Rs. 5,000/- per year per shed.
46	Exposure Visits to Volunteers	0.008	1200	9.000	Exposure to Residential Bridge Courses and Habitation Mobilization Sites run by NGOs and other DPEP districts
47	TLM Workshops for Residential and Non-Residential Bridge Courses	0.500	4	8.000	Divisional level workshop during initial for the development of TLM to transact multi level classrooms
48	Review Meetings with Personnel of Residential Bridge Courses	0.500	10	25.000	Monthly Review Meetings to review the functional aspects of residential bridge courses and mainstreaming of Out of School children
49 49	Review Meetings with Personnel of Non Residential Bridge Courses / EGS / NCLP - Division Level	0.500 0.500	10 10	24.000 24.000	Monthly Review Meetings to review the functional aspects of Non-Residential bridge courses and mainstreaming of Out of School children
Total				15582.781	
Civil Works					
50	Additional classrooms	1.200	6231	7477.200	As per SSA norms - a classroom for each teacher along with for one room for H.M of UP school.
51	Building for building less schools (two rooms with varandah)	2.500	514	1285.500	Providing Building to Buildingless schools
52	Mandal Resource centre building	6.000	59	354.000	Under capacity building MRC (Sub district structure like BRCs) @ one per mandal.
53	New School Building (two rooms with varandah)	2.500	275	687.500	Buildings for new schools proposed under SSA
54	District Resource Centre Building	15.000	1	15.000	DRC for the conduct of various training programmes / orientations / meets etc at district level.
55	Electricity Connections to Schools	0.050	2851	142.550	Electricity connection will be given in order to use Audio Visual equipment
56	Drinking Water to Schools	0.100	2030	304.500	Drinking water facilities should be arranged in all the schools

S. No	Item	Unit Cost	Physical	Total Project Cost	Nature / Description of Activity
57	Class rooms for proposed UP schools	1.200	2112	2534.400	Additional class room per 1.2 lack per each school
58	Toilet facilities to existing schools	0.100	7136	713.600	Boys and Girls separate for co education schools - Unit cost 10,000
59	Major Repairs to School Buildings	0.200	326	65.360	Major repairs such as roof leaking, wall breaking, flooring etc will be attend @ Rs. 20,000/- per school to the needy schools
60	Minor Repairs to Schools Buildings	0.050	908	45.400	Minor repairs such as repair of windows and doors etc will be attended @ Rs. 5,000/- per school
	Total			13625.010	
Pedagogy & School Improvement					
61	School Visioning workshop - Primary	0.500	2	1.000	School Visioning Workshop by Teachers, H.Ms,Field Functionaries to plan suitable interventions
62	School Visioning workshop - Upper Primary	0.500	2	1.000	School Visioning Workshop by Teachers, H.Ms,Field Functionaries to plan suitable interventions
63	Teachers training in multi level / activity based teaching	0.0007	16667	1952.800	At divisional or mandal level for all the teachers - recurrent training for initially two years @ Rs. 70/- per day per person
64	Training to Untrained teachahers	0.0007	150	56.700	Training to untrain teachers of Tribal Areas for 60 days during a year.
65	Training to newly recruited teachers	0.0007	3746	149.900	Induction training to newly recruited teachers on pedagogy for 20 days
66	Training of MRPs in methods & MRGs	0.0007	218	8.280	Capacity building of MRPs to take up training in cascade mode at district level - 6 days
67	Training of DRG	0.500	13	4.500	Capacity building of DRGs through orientation visits etc at district and state level @ RS. 70/- per person per day
68	Training to Teachers of UP Stage in content	0.0007	2020	244.137	Subject-wise orientation to Upper Primary Teachers for 7 days during every year.

S. No	Item	Unit Cost	Physical	Total Project Cost	Nature / Description of Activity
69	Training of MRGs for UP Stage - Subject-wise	0.0007	354	11.151	Training to MRGs subject-wise to train inturn UP Teachers - 5 days per year
70	Capacity building of DRG at UP stage	0.500	1	4.500	Capacity building of DRG each year @ Rs. 50,000/- per year
71	TLM grant for teachers of formal schools	0.005	9335	696.425	TLM grant for teachers @ 500 per year
72	TLM grant for teachers of UP schools	0.005	5820	249.140	TLM grant for teachers @ 500 per year
73	School Grants - Primary	0.020	4498	796.320	School grant @ 2000 per year
73	SCHOOL GRANTS - Primary	0.020	4498	796.320	School grant @ 2000 per year
74	School Grants - Upper Primary	0.020	1455	249.140	School grant @ 2000 per year
75	TLE grant to new schools	0.100	275	27.500	One time grant to the new schools towards TLM and Contingency
76	TLE Grant to existing UP Schools	0.500	360	180.000	Rs. 50,000/- towards TLM of existing UP schools - One time grant
77	TLE Grant to proposed UP Schools existing	0.500	704	352.000	Rs. 50,000/- towards TLM of existing proposed UP schools - One time grant
78	Teacher Centre Grant - Primary	0.020	300	54.000	Teachaer centre grant @ Rs. 2000 per year
79	Teacher Centre Grant - UP Schools at Mandal Level	0.020	59	10.620	Rs. 2000/- grant to UP Teachers meeting at MRC @ 1 per month
80	Furniture for DIET	4.500	1	4.500	Furniture to DIET at the rate of 2 lack
81	Furniture for MRC	0.500	59	29.500	Furniture to MRC at the rate of 50,000 per MRC
82	Equipment for DIET	10.000	1	10.000	For purchase of computers , OHP, Roneo and Zerox etc - Unit cost 5 lacks
83	Equipment for MRC	1.500	59	88.500	For purchase of computers , OHP, Roneo etc - Unit cost 1.5
84	Consultancy / Guest Facility / Contingencies to DIET	1.000	1	9.000	@ Rs.1,00,000/- per year towards guest facility and contingencies to DIET for 9 years

S. No	Item	Unit Cost	Physical	Total Project Cost	Nature / Description of Activity
85	Convergence meeting with engineering department on civil works	0.100	1	0.100	Engineering , Educational departmental authorities work shop - Unit cose 10,000
86	Training on civil works to SEC members	0.000	14344	4.300	To create awareness on civil works under transperporancy
87	Academic review meetings @ one per month	0.001	277	20.190	Academic Review at DPO with MRPs, MEOs etc on monthly basis - @ Rs. 70/- per day per person
88	Library Books for DIET	3.000	1	3.000	Support to DIET procurement of books @ Rs. 25,000/- per year
89	Library Books for MRCs	0.100	59	17.700	Support to MRC @ Rs.-12000/- per year for library books
90	Printing of modules	3.000	9	27.000	@ Rs. 3 lakhs per year towards modules to teachers, TC Coordinators, MRPs etc alongwith children literature
91	TC Coordinator Training	0.0007	600	8.400	Training to Secretaries and Assistance secretaries of TC
92	Teachers Academic conventions (Divisionwise) - Primary	0.500	4	18.000	Teacher to teacher approach, academic conventions at divisional level - 4 meetings during a year for 9 years
93	Teachers Academic conventions (Divisionwise) - Upper Primary	0.400	4	14.400	Teacher to teacher approach, academic conventions at divisional level - 4 meetings during a year for 9 years
94	TLM Melas	0.050	59	26.550	Support to teachers to conduct TLM mela @ RS. 10,000 per year per mandal
95	Mandal-level TLM workshops	0.100	59	53.100	Workshops to prepare pupil intractive material on various subjects
96	Equipment maintenance and operation for DIET	0.500	1	4.500	Towards operation and maintanance of equipment @ Rs- 50,000
97	Equipment maintenance and Operation for MRC & Contingency	0.020	59	122.720	@ Rs- 2000 per month per MRC towards water, electricity , and stationary etc
98	Exposure visit to DRG and MRGs	0.0075	200	13.500	Exposure visits to DRG and MRG in and Out side the State will be arranged - @ Rs. 750/- per person per year
99	School Library Books and Magazines - Primary	0.010	26222	262.220	Improving School Libraries and providing reading material to children @ Rs. 1000/- per school per year
100	School Library Books and Magazines - Upper Primary	0.020	817	125.465	Improving School Libraries and providing reading material to children @ Rs. 2000/- per school per year

S. No	Item	Unit Cost	Physical	Total Project Cost	Nature / Description of Activity
101	Review Meetings with DRGs and MRGs / MRP division level	0.500	4	18.000	Review of field interventions with DRGs and MRGs / MRPs at division level and followup
102	Seminar on Pedagogic Issues	1.000	9	9.000	Seminars on Pedagogical renewal processes @ 1 per year at district level
103	Workshop on the development of material in non-cognitive areas	1.000	9	9.000	Conduct of workshops at division level on development of relevant material to transact non-cognitive areas
104	Projects at primary stage workshop	2.000	3	6.000	Workshop to deliberate, discuss and develop projects in various subjects at primary stage - alternative years
105	Projects at Upper primary stage workshop	2.000	3	6.000	Workshops to deliberate, discuss and develop projects in various subjects at Upper primary stage - alternative years
106	Children Science Camps	1.000	8	8.000	Developing scientific attitudes and temper among children through conduct of children science camps every year at district level
107	Science Improvement Programme - Primary and Upper Primary	0.100	59	6.000	Developing Mandal teams and awareness generation on science activities and experimentation on basic concepts
	Creation of Child-friendly Environment in Schools	0.100	1000	100.000	Making schools and classrooms with displays using colours, Blackboards and our pupil learning material.
	Total			6074.778	
Education of Focussed Groups					
a) Girls Education					
108	Residential Bridge Course Camps for girls	7.600	5	152.000	Rs- 7.6 lakhs per year with children 100 per camp upto 2004-2005
109	Mobilization & Training to Camps	1.400	120	168.000	Camps will be arranged to focus groups to create awareness
110	Gender issues workshops	1.000	1	9.000	Conduct of various workshops on gender at district level @ Rs-1,00,000 per year
111	Printing of modules	2.000	59	18.000	printing of modules at the rate of 2 lacks per year
112	Review and Convergence Meetings	1.000	9	9.000	Conduct of Review meetings with field staff and as well as convergence meetings with other departments on girls education
	Total			356.000	

S. No	Item	Unit Cost	Physical	Total Project Cost	Nature / Description of Activity
b) Early Childhood Education					
113	Induction training of ECE instructors	0.0007	1499	4.197	Induction/recurring training to ECE instructors for 10 days each year @70per person per day for 4 days
114	Training of Mothers Association Members	0.0003	5996	1.799	One day training to mothers association members every year
115	Training to ECE and Anganwadi Instructors	0.0007	3538	37.149	Capacity building of MRPs and ICDS supervisors- 2 day trng each year @70per day per person
116	Training of MRPs and Girl Child Officers - 3 days	0.0007	268	0.938	3-day training to MRPs and GCDOs on ECE
117	Training of teachers where ECE is being opened	0.0007	1499	1.049	Two day training to teachers on ECCE@70 per day per person
118	Convergence workshop for ECE - Division-wise	0.125	5	1.125	Workshop on convergence of ECCE with ICDS programmes @12500per division per year
119	TLM for ECE	0.010	1499	74.950	Procurement of TLM to ECCE@1000per center for alternative years
120	Printing of modules	2.000	5	10.000	Printing of modules and other material in alternative years
121	ECE Instructors Honorarium	0.010	1499	1573.950	@Rs. 1000/- per person per month for 12 month in a year
122	ECE Helper Honorarium	0.005	1499	786.975	@ Rs. 500/- per person per month for 12 months in a year
123	AWC Instructors honorarium	0.002	2039	428.190	Convergence with ICDS- support to ICDS @200 per instructor per month
124	AWC ayas honorarium	0.001	2039	214.095	Rs.100 per Ayahs per month
125	Contingencies grants to ECE Centres	0.005	1499	67.455	Contingency grants to ECE @ Rs. 500/- per year per ECE for 9 years
126	Review and convergences meetings	1.000	9	10.500	Conduct of Reviews and Convergence meetings on ECE
Total				3212.372	

S. No	Item	Unit Cost	Physical	Total Project Cost	Nature / Description of Acativity
c) Children with Special Educational Needs (SEN)					
127	TLM for Special Educational / IED Centres	0.050	59	26.550	TLM for MRC @ 1000 per year/MRC to use in all IED schools in the mandal
128	IED Training to MRC staff	0.0007	277	2.910	Capacity building of MRC Staff on IED @70 per day per person for 10 days
129	IED assessmnet camps	0.020	59	3.540	Assessment of disability camps in mandals thrice during project @1000per mandal for conduct of disability assessment
130	Resource Persons' Honorarium(DRP)	0.040	4	16.800	Four persons at district level to support IED schools @ 4000 per person per month person per month
131	Resource Persons' Honorarium - Mandal	0.010	177	185.850	Three volunteers at mandal level for monitoring & supporting IED component in the schools @1000per month per person
132	Review and convergences meetings	1.000	9	9.000	Review and convergence on IED activities in the field
133	Printing of modules	1.000	9	10.500	Printing of modules and other related literature to the IED Schools
Total				255.150	
Distance Education					
134	Maintenance of TV and VCPs	0.005	560	25.200	Support to school-@500 per school possessing AV Equipment
135	Distance Education (Workshop and Seminars)	1.000	1	9.000	Conduct of teleconferences, workshops @1lakh per year to the district
136	Procurement of cassettes	0.005	316	14.220	Procurement of cassettes where VCPs are available @500per
137	Video libraries at MRC	0.100	59	5.090	Establishment of video library to use in schools @1lakh per mandal-one time grant
138	Conduct of Teleconferences - 4 per year	0.500	4	18.000	Rs. 50,000/- to each of the teleconference for 4 such meetings during a year for all the nine years
139	Development & Printing of Self Instructional Material	2.000	9	18.000	Development and printing of self instructional material on difficult concepts and other methodological issues.
Total				89.510	

S. No	Item	Unit Cost	Physical	Total Project Cost	Nature / Description of Activity
	Media & Advocacy				
140	Conduct of Awareness Campaigns and Kalajathas	0.100	59	5.900	Awareness Campaigns and sensitization of community in all the mandals @ Rs. 10,000/- per mandal during project period
141	Documentation of Pedagogical Renewal Process	0.500	1	4.500	Documentation of Pedagogical renewal processes of various types of schools and reporting
142	Documentation of Community Participation Process	0.500	1	4.500	Documentation of People participation / success stories @ Rs.50,000/- per year
143	Conduct of Press Meets and Press Tours	1.000	1	9.000	Awareness through media on the issue of child labour and other quality issues
144	Advertisements in News Papers	1.000	1	9.000	Press releases on UEE and other emerging issues @ Rs. 1.00 lakh per year
145	Printing of Posters and Handouts on Child Labour and their Education	1.000	1	13.000	Development of campaign material, printing and supply to habitations sensitizing community on the issues of education of focussed groups
146	Development of Audio & Video Cassettes on Community Mobilization, Education of Focussed Groups	1.000	1	7.000	Campaign Material - Audio, Video on focussed group during initial years for mainstreaming of Out of School children.
147	Inter State Exposure Visits	1.000	1	8.000	Exposure visits to other states to observe the successful practices
	Total			60.900	
	Management Information System				
148	MIS Equipment & Upgradation	12.000	1	12.000	Establishing MIS unit and its upgradation from time to time Rs. 5.00 lakhs in the initial year and additional Rs. 1.00 lakh for each year
149	Xerox & Fax Machine	3.000		3.000	
150	Printing, Computerization and Analysis of EMIS / DISE	0.030	59	1.590	Management of information - DISE and PMIS every year @Rs.3000/- per school per year
151	MIS Equipment, Operation & Maintenance	1.000	1	9.000	MIS Equipment Operation and Maintenance - Rs. 1 lakh per year

S. No	Item	Unit Cost	Physical	Total Project Cost	Nature / Description of Activity
152	Computer Stationery, Peripherals	1.000	1	17.000	Computer Stationery and Pheriperals - Rs. 2 lakh per year
153	Training to MIS Staff - District & Mandal Level - 120 members	0.0007	120	2.268	3-day training to each year to the MIS staff on the management of DISE and PMIS data
154	Training to H.Ms on DISE	0.0007	5000	63.000	2-day trianing to H.Ms on data capturing formats every year
155	Web Site Maintenance & Telephonic Charges	1.000	1	9.500	WEB site maintenace and telephone charges Rs. 1 lakh per year
156	Honorarium to MIS Person at Mandal Level	0.003	59	169.920	Rs. 3,000/- p.m per MIS I/C at Mandal Level
	Total			301.618	
	Grand Total			40868.569	

LIBRARY & DOCUMENTATION CENTRE
National Institute of Educational
Technology and Administration,
Sector 31, Aurangabad Marg,
New Delhi-110016
JOC, No.....
Date.....

Annexures
Time Series data on
Major Indicators of UEE

TABLE NO. 13.1.4.1.3.2

MANDAL WISE POPULATION, LITERACY RATES OF GENERAL POPULATION
AGED 7 YEARS AND ABOVE & SEX RATIO

DISTRICT: EAST GODAVARI

1991 CENSUS

S.NO	NAME OF THE MANDAL	POPULATION - 1991			LITERACY RATES			SEX RATIO
		MALE	FEMALE	TOTAL	MALE	FEMALE	TOTAL	
1	MAREDUMILLI	82555	8198	16453	37.65	20.04	28.89	993
2	Y RAMAVARAM	1245156	12524	24980	28.35	16.02	22.18	1005
3	ADDATZEGALA	1762526	17141	34767	37.79	25.74	31.88	972
4	RAJAVOMMANGI	181770	18106	36276	36.76	27.38	32.14	996
5	KOTANANDURU	328001	31980	64781	38.29	19.00	28.80	974
6	TUNI	570006	57145	114151	46.61	31.12	38.85	1002
7	THONDANGI	3652524	35392	71916	32.45	19.56	26.12	969
8	GOLLAPROLU	362085	35526	71811	44.58	30.80	37.78	979
9	SANKHAVARAM	3524247	34931	70178	34.26	23.56	28.94	991
10	PRATHIPADU	3462525	34109	68734	33.41	24.77	29.12	985
11	YELESWARAM	338992	33813	67705	43.61	32.78	38.18	997
12	GANGAVARAM	113886	11437	22823	29.08	19.07	24.08	1004
13	RAMPACHODAVARAM	174331	17365	34796	40.32	25.66	33.01	996
14	DEVIPATNAM	132000	13530	26730	37.54	25.46	31.42	1025
15	SEETHANAGARAM	341003	34121	68224	45.76	38.66	42.20	1000
16	KORUKONDA	348555	34928	69783	41.71	32.90	37.30	1002
17	GOKAVARAM	316009	31431	63040	39.55	28.41	34.01	994
18	JAGGAMPETA	341994	33937	68131	37.29	28.84	33.08	992
19	KIRLAMPUDI	348009	34272	69081	40.94	31.91	36.46	984
20	PEDDAPURAM	544660	54880	109340	51.19	40.18	45.65	1007
21	PITHAPURAM	573666	57112	114478	50.59	40.32	45.45	995
22	KOTHAPALLI	352001	34835	70036	39.12	27.95	33.59	989
23	KAKINADA (RURAL)	263668	25504	51872	48.59	36.97	42.88	967
24	KAKINADA (URBAN)	1636684	163857	327541	73.66	59.26	66.47	1001
25	SAMALKOTA	594118	60200	119618	50.94	38.56	44.70	1013
26	RANGAMPETA	245596	24269	48865	38.96	33.52	36.26	986
27	GANDEPALLE	237786	23921	47707	39.33	31.89	35.60	1005
28	RAJANAGARAM	391555	38688	77843	37.54	31.13	34.36	988
29	RAJAHMUNDRY (RURAL)	108668	10573	21441	47.23	49.65	48.42	972
30	RAJAHMUNDRY (URBAN)	2025597	198800	401397	74.31	60.99	67.72	981
31	KADAM	368885	37392	74277	47.84	38.03	42.89	1013
32	MANDAPETA	557740	56747	112487	55.77	43.70	49.66	1018
33	ANAPARTHI	312236	31073	62309	56.53	45.00	50.77	994
34	BICCAVOLU	323381	32982	65363	51.63	36.79	44.12	1018
35	PEDAPUDI	336661	33856	67517	54.32	42.13	48.21	1005
36	KARAPA	350094	34815	69909	53.27	42.28	47.78	992
37	THALLAREVU	362290	36263	72553	50.11	35.52	42.82	999
38	KAJULURU	341169	34120	68289	51.71	40.59	46.14	998
39	RAMACHANDRAPURAM	524470	52351	104821	60.87	47.69	54.28	997
40	RAYAVARAM	320040	32015	64055	54.38	41.23	47.80	999
41	KAPILSWARAPURAM	332006	33199	66405	51.72	41.38	46.54	999
42	ALAMURU	338831	33898	67729	46.29	37.04	41.64	1001
43	ATREYAPURAM	303347	30233	60580	50.46	42.14	46.31	996
44	RAVULAPALEM	348803	34925	69728	61.76	49.77	55.75	1003
45	PAMARRU	334446	33642	67088	53.69	40.84	47.25	1005
46	KOTHAPETA	368853	37015	73868	62.71	47.42	55.05	1004
47	P GANNAVARAM	360064	36282	72346	62.55	44.53	53.49	1006
48	AMBAJIPETA	316662	31640	63302	70.27	51.42	60.83	999
49	AINAVILLI	325501	32681	65182	62.59	45.30	53.91	1005
50	MUMMIDIVARAM	332208	33405	66613	65.89	47.60	56.71	1005
51	I POLAVARAM	339965	33861	67822	53.59	40.25	46.93	997
52	KATRENIKONA	350064	34455	69519	55.09	34.46	44.86	982
53	UPPALAGUPTAM	295510	29146	58656	60.17	42.65	51.48	987
54	ABULAPURAM	605537	61353	121890	73.85	56.93	65.32	1013
55	ALLAVARAM	321151	32348	64499	64.42	46.18	55.26	1006
56	MAMDIKUDURU	325523	32817	65340	71.25	52.25	61.68	1009
57	RAZOLE	339935	34477	68412	75.04	55.56	65.21	1015
58	MALIKIPURAM	330054	33669	66723	68.10	47.88	57.85	1018
59	SAKHINETIPALLE	343367	35075	69442	69.86	52.78	61.21	1020
TOTAL:		2272962	2268260	4541222	55.32	42.26	48.79	997

TABLE NO.

POPULATION OF SCHEDULED CASTE AND PERCENTAGE OF
SC POPULATION TO TOTAL POPULATION
DISTRICT: EAST GODAVARI

1991 CENSUS

S.NO	NAME OF THE MANDAL	S.C. POPULATION			% OF SC POPULATION		
		MALE	FEMALE	TOTAL	MALE	FEMALE	TOTAL
1	MAREDUMILLI	49	49	98	0.59	0.60	0.60
2	Y RAMAVARAM	257	270	527	2.06	2.16	2.1
3	ADDATEEGALA	1005	953	1958	5.70	5.56	5.6
4	RAJAVOMMANGI	547	511	1058	3.01	2.82	2.9
5	KOTANANDURU	6120	5934	12054	18.66	18.56	18.6
6	TUNI	8346	8441	16787	14.64	14.77	14.7
7	THONDANGI	6873	6650	13523	18.82	18.79	18.8
8	GOLLAPROLU	5345	5251	10596	14.73	14.78	14.75
9	SANKHAVARAM	6384	6370	12754	18.11	18.24	18.17
10	PRATHIPADU	6180	6008	12188	17.85	17.61	17.73
11	YELESWARAM	6722	6610	13332	19.83	19.55	19.69
12	GANGAVARAM	714	753	1467	6.27	6.58	6.43
13	RAMPACHODAVARAM	712	595	1307	4.08	3.43	3.75
14	DEVIPATNAM	734	749	1483	5.56	5.54	5.55
15	SEETHANAGARAM	7497	7559	15056	21.98	22.15	22.07
16	KORUKONDA	7718	7500	15218	22.14	21.47	21.81
17	GOKAVARAM	5209	5126	10335	16.48	16.31	16.39
18	JAGGAMPETA	4541	4589	9130	13.28	13.52	13.40
19	KIRLAMPUDI	4795	4681	9476	13.78	13.66	13.72
20	PEDDAPURAM	8053	7917	15970	14.79	14.43	14.61
21	PITHAPURAM	10993	10722	21715	19.16	18.77	18.97
22	KOTHAPALLI	5359	5203	10562	15.22	14.94	15.08
23	KAKINADA (RURAL)	3638	3547	7185	13.80	13.91	13.85
24	KAKUNADA (URBAN)	15244	15462	30706	9.31	9.44	9.37
25	SAMALKOTA	11078	11216	22294	18.64	18.63	18.64
26	RANGAMPETA	5274	5137	10411	21.44	21.17	21.31
27	GANDEPALLE	4251	4380	8631	17.87	18.31	18.09
28	RAJANAGARAM	6341	6031	12372	16.19	15.59	15.89
29	RAJAHMUNDRY (RURAL)	3677	3571	7248	33.83	33.77	33.80
30	RAJAHMUNDRY (URBAN)	25028	24817	49845	12.35	12.48	12.42
31	KADIAM	6316	6586	12902	17.12	17.61	17.37
32	MANDAPETA	7346	7433	14779	13.18	13.10	13.14
33	ANAPARTHI	3484	3194	6678	11.15	10.28	10.72
34	BICCAVOLU	4597	4697	9294	14.20	14.24	14.22
35	PEDAPUDI	5204	5192	10396	15.46	15.34	15.40
36	KARAPA	5484	5429	10913	15.63	15.59	15.61
37	THALLAREVU	7884	7869	15753	21.72	21.70	21.71
38	KAJULURU	7302	7293	14595	21.37	21.37	21.7
39	RAMACHANDRAPURAM	8973	8869	17842	17.10	16.94	17.02
40	RAYAVARAM	4811	4911	9722	15.02	15.34	15.18
41	KAPILESWARAPURAM	6869	6852	13721	20.69	20.64	20.66
42	ALAMURU	4935	5015	9950	14.59	14.79	14.69
43	ATREYAPURAM	6639	6706	13345	21.88	22.18	22.03
44	RAVULAPALEM	5434	5603	11037	15.61	16.04	15.83
45	PAMARRU	6908	6723	13631	20.65	19.98	20.32
46	KOTHAPETA	9603	9638	19241	26.06	26.04	26.05
47	P GANNAVARAM	11808	11744	23552	32.74	32.37	32.55
48	AMBAJIPETA	9155	9184	18339	28.91	29.03	28.97
49	AINAVILLI	10210	9846	20056	31.41	30.13	30.77
50	MUMMIDIVARAM	8799	8786	17585	26.50	26.30	26.40
51	I POLAVARAM	8938	8917	17855	26.32	26.33	26.33
52	KATRENIKONA	11567	11189	22756	32.99	32.47	32.73
53	UPPALAGUPTAM	11360	11017	22377	38.50	37.80	38.15
54	AMALAPURAM	13902	13892	27794	22.96	22.64	22.30
55	ALLAVARAM	10119	10107	20226	31.47	31.24	31.36
56	MAMIDIKUDURU	8687	8898	17585	26.71	27.11	26.91
57	RAZOLE	9963	10172	20135	29.36	29.50	29.43
58	MALIKI PURAM	9875	10189	20064	29.88	30.26	30.07
59	SAKHINETI PALLE	9182	9466	18648	26.72	26.99	26.35
	TOTAL	414038	412019	826057	18.22	18.16	18.19

POPULATION OF SCHEDULED TRIBE AND PERCENTAGE OF
ST POPULATION TO TOTAL POPULATION
DISTRICT: EAST GODAVARI

1991 CENSUS

S.NO	NAME OF THE MANDAL	S.T. POPULATION			% OF ST POPULATION		
		MALE	FEMALE	TOTAL	MALE	FEMALE	TOTAL
1	MAREDUMILLI	727266	7248	14514	88.02	88.41	88.21
2	Y RAMAVARAM	1033445	10377	20722	83.05	82.86	82.95
3	ADDATEEGALA	1166007	11208	22815	65.85	65.39	65.62
4	RAJAVOMMANGI	1000018	10152	20170	55.13	56.07	55.60
5	KOTANANDURU	211884	2046	4230	6.66	6.40	6.53
6	TUNI	55119	506	1025	0.91	0.89	0.90
7	THONDANGI	415	38	83	0.12	0.11	0.12
8	GOLLAPROLU	771	68	139	0.20	0.19	0.19
9	SANKHAVARAM	233223	2206	4529	6.59	6.32	6.45
10	PRATHIPADU	199886	1925	3911	5.74	5.64	5.69
11	YELESWARAM	122888	1335	2623	3.80	3.95	3.87
12	GANGAVARAM	766810	7767	15447	67.45	67.91	67.68
13	RAMPACHODAVARAM	1299002	13001	25903	74.02	74.87	74.44
14	DEVIPATNAM	766998	7997	15695	58.32	59.11	58.72
15	SEETHANAGARAM	77778	755	1533	2.28	2.21	2.25
16	KORUKONDA	22776	253	529	0.79	0.72	0.76
17	GOKAVARAM	122005	1263	2468	3.81	4.02	3.91
18	JAGGAMPETA	5510	512	1022	1.49	1.51	1.50
19	KIRLAMPUDI	87	90	177	0.25	0.26	0.26
20	PEDDAPURAM	2262	269	531	0.48	0.49	0.49
21	PITHAPURAM	2264	279	543	0.46	0.49	0.47
22	KOTHAPALLI	918	83	181	0.28	0.24	0.26
23	KAKINADA (RURAL)	559	57	116	0.22	0.22	0.22
24	KAKUNADA (URBAN)	71714	588	1302	0.44	0.36	0.40
25	SAMALKOTA	31316	322	638	0.53	0.53	0.53
26	RANGAMPETA	96	93	189	0.39	0.38	0.39
27	GANDEPALLE	21219	242	461	0.92	1.01	0.97
28	RAJANAGARAM	1117	125	242	0.30	0.32	0.31
29	RAJAHMUNDRY (RURAL)	1441	129	270	1.30	1.22	1.26
30	RAJAHMUNDRY (URBAN)	103300	864	1894	0.51	0.43	0.47
31	KADIAM	2884	268	552	0.77	0.72	0.74
32	MANDAPETA	3665	365	730	0.65	0.64	0.65
33	ANAPARTHI	13377	131	268	0.44	0.42	0.43
34	BICCAVOLU	14488	153	301	0.46	0.46	0.46
35	PEDAPUDI	996	114	210	0.29	0.34	0.31
36	KARAPA	15588	169	327	0.45	0.49	0.47
37	THALLAREVU	19911	170	361	0.53	0.47	0.50
38	KAJULURU	17799	177	356	0.52	0.52	0.52
39	RAMACHANDRAPURAM	37777	342	719	0.72	0.65	0.69
40	RAYAVARAM	14499	141	290	0.47	0.44	0.45
41	KAPILSWARAPURAM	13344	148	282	0.40	0.45	0.42
42	ALAMURU	27733	249	522	0.81	0.73	0.77
43	ATREYAPURAM	10088	114	222	0.36	0.38	0.37
44	RAVULAPALEM	21188	231	449	0.63	0.66	0.64
45	PAMARRU	16611	161	322	0.48	0.48	0.48
46	KOTHAPETA	29999	244	543	0.81	0.66	0.74
47	P GANNAVARAM	28844	265	549	0.79	0.73	0.76
48	AMBAJIPETA	19955	171	366	0.62	0.54	0.58
49	AINAVILLI	16622	167	329	0.50	0.51	0.50
50	MUMMIDIVARAM	24444	260	504	0.73	0.78	0.76
51	I POLAVARAM	12255	130	255	0.37	0.38	0.38
52	KATRENIKONA	17766	176	352	0.50	0.51	0.51
53	UPPALAGUPTAM	18899	183	372	0.64	0.63	0.63
54	AMALAPURAM	5550	598	1148	0.91	0.97	0.94
55	ALLAVARAM	19940	173	367	0.60	0.53	0.57
56	MAMIDIKUDURU	3004	293	597	0.93	0.89	0.91
57	RAZOLE	2000	178	378	0.59	0.52	0.55
58	MALIKIPURAM	16050	148	308	0.48	0.44	0.46
59	SAKHINETIPALLE	1006	96	202	0.31	0.27	0.29
TOTAL		882700	87813	176083	3.88	3.87	3.88

MANAGEMENT-WISE NUMBER OF SCHOOLS

DISTNAME: EAST GODAVARI

TYPE: PRIMARY SCHOOLS

S.NO.	NAME OF THE MANDAL	1997 - 98				TOTAL
		GOVT	LB	PA	PUA	
1	MAREDUMILLI	33	11	0	0	44
2	Y RAMAVARAM	45	9	1	0	55
3	ADDATEEGALA	53	24	9	0	86
4	RAJAVOMMANGI	35	31	4	0	70
5	KOTANANDURU	9	34	0	0	43
6	TUNI	0	60	1	9	70
7	THONDANGI	0	42	0	0	42
8	GOLLAPROLU	0	23	2	2	27
9	SANKHAVARAM	9	35	0	0	44
10	PRATHIPADU	11	26	3	2	42
11	YELESWARAM	0	21	1	1	23
12	GANGAVARAM	24	18	14	0	56
13	RAMPACHODAVARAM	35	35	11	1	82
14	DEVIPATNAM	21	24	21	0	66
15	SEETHANAGARAM	0	38	0	0	38
16	KORUKONDA	0	29	2	1	32
17	GOKAVARAM	0	33	0	1	34
18	JAGGAMPETA	1	26	0	0	27
19	KIRLAMPUDI	0	28	0	0	28
20	PEDDAPURAM	0	43	2	3	48
21	PITHAPURAM	0	41	1	4	46
22	KOTHAPALLI	0	46	0	0	46
23	KAKINADA (RURAL)	0	34	0	16	50
24	KAKUNADA (URBAN)	0	42	9	21	72
25	SAMALKOTA	0	43	5	7	55
26	RANGAMPETA	0	30	0	0	30
27	GANDEPALLE	0	26	0	0	26
28	RAJANAGARAM	0	36	2	0	38
29	RAJAHMUNDRY (RURAL)	0	21	6	7	34
30	RAJAHMUNDRY (URBAN)	0	39	8	21	68
31	KADIAM	0	32	0	0	32
32	MANDAPETA	0	38	1	5	44
33	ANAPARTHI	0	28	0	2	30
34	BICCAVOLU	0	30	1	2	33
35	PEDAPUDI	0	39	1	2	42
36	KARAPA	0	43	0	0	43
37	THALLAREVU	0	53	0	1	54
38	KAJULURU	0	65	0	1	66
39	RAMACHANDRAPURAM	0	66	5	3	74
40	RAYAVARAM	0	32	0	3	35
41	KAPILESWARAPURAM	0	37	0	3	40
42	ALAMURU	0	31	0	3	34
43	ATREYAPURAM	0	39	1	0	40
44	RAVULAPALEM	0	42	1	0	43
45	PAMARRU	0	70	0	2	72
46	KOTHAPETA	0	57	3	3	63
47	P GANNAVARAM	0	61	0	1	62
48	AMBAJIPETA	0	58	0	2	60
49	AINAVILLI	0	52	1	0	53
50	MUMMIDIVARAM	0	67	0	1	68
51	I POLAVARAM	0	55	0	0	55
52	KATRENKONA	0	58	0	0	58
53	UPPALAGUPTAM	0	60	0	1	61
54	AMALAPURAM	0	83	2	11	96
55	ALLAVARAM	0	61	0	0	61
56	MAMIDIKUDURU	0	55	0	0	55
57	RAZOLE	0	58	0	0	58
58	MALIKIPURAM	0	56	0	2	58
59	SAKHINETIPALLE	0	57	2	2	61
T O T A L		276	2431	120	146	2973

MANAGEMENT-WISE NUMBER OF SCHOOLS

DISTNAME: EAST GODAVARI

TYPE: PRIMARY SCHOOLS

S.NO.	NAME OF THE MANDAL	1998 - 99				TOTAL
		GOVT	LB	PA	PUA	
1	MAREDUMILLI	30	15	0	0	45
2	Y RAMAVARAM	42	9	1	0	52
3	ADDATEEGALA	54	25	9	0	88
4	RAJAVOMMANGI	38	32	4	0	74
5	KOTANANDURU	8	39	0	0	47
6	TUNI	0	65	1	10	76
7	THONDANGI	0	50	0	1	51
8	GOLLAPROLU	0	21	2	2	25
9	SANKHAVARAM	8	39	0	0	47
10	PRATHIPADU	11	26	3	2	42
11	YELESWARAM	0	20	1	2	23
12	GANGAVARAM	25	20	14	0	59
13	RAMPACHODAVARAM	36	42	11	1	90
14	DEVIPATNAM	17	26	21	0	64
15	SEETHANAGARAM	0	39	0	2	41
16	KORUKONDA	0	29	2	0	31
17	GOKAVARAM	0	33	0	3	36
18	JAGGAMPETA	1	30	0	0	31
19	KIRLAMPUDI	0	30	0	0	30
20	PEDDAPURAM	0	48	2	5	55
21	PITHAPURAM	0	42	1	3	46
22	KOTHAPALLI	0	55	0	1	56
23	KAKINADA (RURAL)	0	57	1	24	82
24	KAKUNADA (URBAN)	0	43	9	20	72
25	SAMALKOTA	0	48	5	7	60
26	RANGAMPETA	0	30	0	0	30
27	GANDEPALLE	0	28	0	1	29
28	RAJANAGARAM	0	33	2	3	38
29	RAJAHMUNDRY (RURAL)	0	23	6	9	38
30	RAJAHMUNDRY (URBAN)	0	39	8	23	70
31	KADIAM	0	31	0	1	32
32	MANDAPETA	0	39	1	3	43
33	ANAPARTHI	0	30	0	2	32
34	BICCAVOLU	0	32	1	2	35
35	PEDAPUDI	0	41	1	2	44
36	KARAPA	0	50	0	1	51
37	THALLAREVU	0	54	0	2	56
38	KAJULURU	0	70	0	1	71
39	RAMACHANDRAPURAM	0	70	4	3	77
40	RAYAVARAM	0	33	0	3	36
41	KAPILESWARAPURAM	0	37	0	3	40
42	ALAMURU	0	32	0	3	35
43	ATREYAPURAM	0	41	1	0	42
44	RAVULAPALEM	0	43	1	0	44
45	PAMARRU	0	74	0	2	76
46	KOTHAPETA	0	62	1	3	66
47	P GANNAVARAM	0	63	0	2	65
48	AMBAJIPETA	0	59	0	1	60
49	AINAVILLI	0	52	1	0	53
50	MUMMIDIVARAM	0	67	0	2	69
51	I POLAVARAM	0	57	0	0	57
52	KATRENIKONA	0	61	0	1	62
53	UPPALAGUPTAM	0	62	0	1	63
54	AMALAPURAM	0	89	2	11	102
55	ALLAVARAM	0	62	0	0	62
56	MAMIDIKUDURU	0	59	0	0	59
57	RAZOLE	0	58	0	0	58
58	MALIKIPURAM	0	63	0	2	65
59	SAKHINETIPALLE	0	58	2	2	62
T O T A L		270	2585	118	172	3145

TABLE NO: 5.2 3A
MANAGEMENT-WISE NUMBER OF SCHOOLS

DISTNAME: EAST GODAVARI

TYPE: PRIMARY SCHOOLS

S.NO.	NAME OF THE MANDAL	1999 - 2000 ✓				TOTAL
		GOVT	LB	PA	PUA	
1	MAREDUMILLI	35	15	0	0	50
2	Y RAMAVARAM	46	10	1	0	57
3	ADDATEEGALA	50	25	8	0	83
4	RAJAVOMMANGI	40	33	4	0	77
5	KOTANANDURU	9	38	0	0	47
6	TUNI	0	67	1	9	77
7	THONDANGI	0	49	0	1	50
8	GOLLAPROLU	0	19	2	1	22
9	SANKHAVARAM	8	38	0	0	46
10	PRATHIPADU	12	21	3	2	38
11	YELESWARAM	0	20	1	3	24
12	GANGAVARAM	27	20	13	0	60
13	RAMPACHODAVARAM	35	37	10	0	82
14	DEVIPATNAM	21	24	20	0	65
15	SEETHANAGARAM	0	39	0	1	40
16	KORUKONDA	0	27	1	1	29
17	GOKAVARAM	0	33	0	3	36
18	JAGGAMPETA	1	29	0	0	30
19	KIRLAMPUDI	0	30	0	0	30
20	PEDDAPURAM	0	48	3	2	53
21	PITHAPURAM	0	43	1	4	48
22	KOTHAPALLI	0	56	0	0	56
23	KAKINADA (RURAL)	0	58	1	22	81
24	KAKUNADA (URBAN)	0	43	12	55	110
25	SAMALKOTA	0	45	5	6	56
26	RANGAMPETA	0	30	0	0	30
27	GANDEPALLE	0	24	0	1	25
28	RAJANAGARAM	0	35	0	2	37
29	RAJAHMUNDRY (RURAL)	0	20	6	8	34
30	RAJAHMUNDRY (URBAN)	0	39	8	23	70
31	KADIAM	0	35	0	1	36
32	MANDAPETA	0	36	1	3	40
33	ANAPARTHI	0	27	0	2	29
34	BICCAVOLU	0	32	1	2	35
35	PEDAPUDI	0	44	1	3	48
36	KARAPA	0	67	0	1	68
37	THALLAREVU	0	56	0	2	58
38	KAJULURU	0	70	0	1	71
39	RAMACHANDRAPURAM	0	70	4	5	79
40	RAYAVARAM	0	38	0	4	42
41	KAPILESWARAPURAM	0	38	0	4	42
42	ALAMURU	0	33	0	3	36
43	ATREYAPURAM	0	40	1	0	41
44	RAVULAPALEM	0	44	1	0	45
45	PAMARRU	0	75	0	2	77
46	KOTHAPETA	0	62	1	2	65
47	P GANNAVARAM	0	65	0	2	67
48	AMBAJIPETA	0	59	0	2	61
49	AINAVILLI	0	51	1	0	52
50	MUMMIDIVARAM	0	66	0	1	67
51	I POLAVARAM	0	57	0	0	57
52	KATRENIKONA	0	61	0	1	62
53	UPPALAGUPTAM	0	62	0	1	63
54	AMALAPURAM	0	89	2	10	101
55	ALLAVARAM	0	63	0	0	63
56	MAMIDIKUDURU	0	55	0	0	55
57	RAZOLE	0	58	0	0	58
58	MALIKIPURAM	0	63	0	2	65
59	SAKHINETIPALLE	0	64	3	1	68
T O T A L		284	259.5	116	199	314

MANAGEMENT-WISE NUMBER OF SCHOOLS

DISTRICT: - E. T. GODAVARI

TYPE: UPPER PRIMARY

S. NO.	NAME OF THE MANDAL	1997 - 98				TOTAL
		GOVT	LB	PA	PUA	
11	MAREDUMILLI	2	0	0	0	2
22	Y RAMAVARAM	3	0	0	0	3
33	ADDATEEGALA	2	0	0	0	2
41	RAJAVOMMANGI	5	0	0	0	5
53	KOTANANDURU	1	3	0	1	5
65	TUNI	0	6	0	2	8
77	THONDANGI	0	4	0	1	5
83	GOLLAPROLU	0	1	0	0	1
99	SANKHAVARAM	0	1	0	0	1
100	PRATHIPADU	0	1	0	0	1
111	YELESWARAM	0	2	0	0	2
122	GANGAVARAM	2	0	0	0	2
133	RAMPACHODAVARAM	5	0	2	2	9
144	DEVIPATNAM	1	3	1	0	5
155	SEETHANAGARAM	0	5	0	1	6
166	KORUKONDA	0	5	1	2	8
177	GOKAVARAM	0	2	1	0	3
188	JAGGAMPETA	0	2	0	2	4
199	KIRLAMPUDI	0	2	0	1	3
200	PEDDAPURAM	0	5	0	4	9
211	PITHAPURAM	0	15	0	4	19
222	KOTHAPALLI	0	5	0	0	5
233	KAKINADA (RURAL)	0	4	1	9	14
244	KAKUNADA (URBAN)	0	14	14	15	43
255	SAMALKOTA	0	6	0	1	7
266	RANGAMPETA	0	3	0	0	3
277	GANDEPALLE	0	0	0	0	0
288	RAJANAGARAM	0	3	2	0	5
299	RAJAHMUNDRY (RURAL)	0	4	4	4	12
300	RAJAHMUNDRY (URBAN)	0	12	9	7	28
311	KADIAM	0	1	0	0	1
312	MANDAPETA	0	8	0	4	12
313	ANAPARTHI	0	4	0	0	4
314	BICCAVOLU	0	4	0	1	5
315	PEDAPUDI	0	5	0	3	8
316	KARAPA	0	4	0	0	4
317	THALLAREVU	0	2	0	0	2
318	KAJULURU	0	7	0	0	7
319	RAMACHANDRAPURAM	0	9	2	1	12
410	RAYAVARAM	0	3	1	0	4
411	KAPILESWARAPURAM	0	4	0	0	4
412	ALAMURU	0	8	0	0	8
413	ATREYAPURAM	0	4	0	0	4
414	RAVULAPALEM	0	2	0	3	5
415	PAMARRU	0	7	0	0	7
416	KOTHAPETA	0	5	0	1	6
417	P GANNAVARAM	0	3	0	0	3
418	AMBAJIPETA	0	4	0	1	5
419	AINAVILLI	0	7	0	0	7
50	MUMMIDIVARAM	0	4	0	2	6
51	I POLAVARAM	0	5	0	0	5
52	KATRENIKONA	0	5	0	1	6
53	UPPALAGUPTAM	0	1	0	0	1
54	AMALAPURAM	0	4	1	3	8
55	ALLAVARAM	0	4	0	0	4
56	MAMIDIKUDURU	0	0	0	0	0
57	RAZOLE	0	1	0	3	4
58	MALIKIPURAM	0	4	0	1	5
59	SAKHINETIPALLE	1	6	0	0	7
T O T A L		22	233	39	80	374

TABLE NO: 5.23B

MANAGEMENT-WISE NUMBER OF SCHOOLS

DISTNAME: EAST GODAVARI

TYPE: UPPER PRIMARY SCHOOLS

S.NO.	NAME OF THE MANDAL	1998 - 99				TOTAL
		GOVT	LB	PA	PUA	
1	MAREDUMILLI	2	0	0	0	2
2	Y RAMAVARAM	3	0	0	0	3
3	ADDATEEGALA	2	0	0	0	2
4	RAJAVOMMANGI	5	0	0	0	5
5	KOTANANDURU	1	3	0	1	5
6	TUNI	0	5	0	2	7
7	THONDANGI	0	4	0	2	6
8	GOLLAPROLU	0	3	0	1	4
9	SANKHAVARAM	0	1	0	2	3
10	PRATHIPADU	0	1	0	0	1
11	YELESWARAM	0	2	0	0	2
12	GANGAVARAM	0	2	0	0	2
13	RAMPACHODAVARAM	5	0	2	0	7
14	DEVIPATNAM	1	3	1	0	5
15	SEETHANAGARAM	0	4	0	2	6
16	KORUKONDA	0	5	1	0	6
17	GOKAVARAM	0	2	1	0	3
18	JAGGAMPETA	0	2	0	2	4
19	KIRLAMPUDI	0	2	0	1	3
20	PEDDAPURAM	0	5	0	5	10
21	PITHAPURAM	0	15	0	5	20
22	KOTHAPALLI	0	3	0	0	3
23	KAKINADA (RURAL)	0	4	0	9	13
24	KAKUNADA (URBAN)	0	14	16	21	51
25	SAMALKOTA	0	5	0	1	6
26	RANGAMPETA	0	3	0	0	3
27	GANDEPALLE	0	0	0	0	0
28	RAJANAGARAM	0	7	2	0	9
29	RAJAHMUNDRY (RURAL)	0	4	4	5	13
30	RAJAHMUNDRY (URBAN)	0	12	9	9	30
31	KADIAM	0	3	0	1	4
32	MANDAPETA	0	7	0	8	15
33	ANAPARTHI	0	3	0	0	3
34	BICCAVOLU	0	4	0	1	5
35	PEDAPUDI	0	4	0	3	7
36	KARAPA	0	4	0	0	4
37	THALLAREVU	0	3	0	0	3
38	KAJULURU	0	6	0	1	7
39	RAMACHANDRAPURAM	0	8	2	1	11
40	RAYAVARAM	0	1	1	1	3
41	KAPILESWARAPURAM	0	0	4	0	4
42	ALAMURU	0	8	0	0	8
43	ATREYAPURAM	0	4	0	0	4
44	RAVULAPALEM	0	3	0	4	7
45	PAMARRU	0	7	0	0	7
46	KOTHAPETA	0	5	0	1	6
47	P GANNAVARAM	0	3	0	0	3
48	AMBAJIPETA	0	4	0	1	5
49	AINAVILLI	0	7	0	0	7
50	MUMMIDIVARAM	0	4	0	2	6
51	I POLAVARAM	0	5	0	0	5
52	KATRENIKONA	0	6	0	0	6
53	UPPALAGUPTAM	0	0	2	0	2
54	AMALAPURAM	0	4	1	5	10
55	ALLAVARAM	0	5	0	0	5
56	MAMIDIKUDURU	0	0	0	0	0
57	RAZOLE	0	1	0	3	4
58	MALIKIPURAM	0	8	0	2	10
59	SAKHINETIPALLE	1	6	0	1	8
T O T A L		20	234	46	103	403

TABLE NO. 8.2.3B

MANAGEMENT-WISE NUMBER OF SCHOOLS

DISTNAME: EAST GODAVARI

TYPE: UPPER PRIMARY SCHOOLS

S.NO.	NAME OF THE MANDAL	1999 - 2000				
		GOVT	LB	PA	PUA	TOTAL
1	MAREDUMILLI	2	0	0	0	2
2	Y RAMAVARAM	5	0	0	0	5
3	ADDATEEGALA	2	1	0	0	3
4	RAJAVOMMANGI	5	0	0	0	5
5	KOTANANDURU	1	4	0	3	8
6	TUNI	0	5	1	2	8
7	THONDANGI	0	5	0	2	7
8	GOLLAPROLU	0	5	0	2	7
9	SANKHAVARAM	0	2	0	2	4
10	PRATHIPADU	0	3	0	0	3
11	YELESWARAM	0	2	0	0	2
12	GANGAVARAM	2	0	0	0	2
13	RAMPACHODAVARAM	5	0	2	2	9
14	DEVIPATNAM	1	3	1	0	5
15	SEETHANAGARAM	0	6	0	2	8
16	KORUKONDA	0	8	1	2	11
17	GOKAVARAM	0	2	1	0	3
18	JAGGAMPETA	0	3	0	4	7
19	KIRLAMPUDI	0	2	0	1	3
20	PEDDAPURAM	0	5	0	6	11
21	PITHAPURAM	0	15	0	4	19
22	KOTHAPALLI	0	2	0	0	2
23	KAKINADA (RURAL)	0	5	0	11	16
24	KAKUNADA (URBAN)	0	14	15	26	55
25	SAMALKOTA	0	8	0	2	10
26	RANGAMPETA	0	3	0	0	3
27	GANDEPALLE	0	4	0	0	4
28	RAJANAGARAM	0	7	1	1	9
29	RAJAHMUNDRY (RURAL)	0	9	3	4	16
30	RAJAHMUNDRY (URBAN)	0	12	9	9	30
31	KADIAM	0	3	0	1	4
32	MANDAPETA	0	9	0	7	16
33	ANAPARTHI	0	6	0	0	6
34	BICCAVOLU	0	4	0	1	5
35	PEDAPUDI	0	2	0	4	6
36	KARAPA	0	8	0	0	8
37	THALLAREVU	0	4	0	0	4
38	KAJULURU	0	6	0	1	7
39	RAMACHANDRAPURAM	0	7	2	2	11
40	RAYAVARAM	0	0	1	0	1
41	KAPILESWARAPURAM	0	5	0	1	6
42	ALAMURU	0	8	0	0	8
43	ATREYAPURAM	0	3	0	0	3
44	RAVULAPALEM	0	3	0	2	5
45	PAMARRU	0	6	0	0	6
46	KOTHAPETA	0	5	0	5	10
47	P GANNAVARAM	0	2	0	0	2
48	AMBAJIPETA	0	4	0	1	5
49	AINAVILLI	0	9	0	0	9
50	MUMMIDIVARAM	0	5	0	3	8
51	I POLAVARAM	0	5	0	0	5
52	KATRENIKONA	0	6	0	0	6
53	UPPALAGUPTAM	0	2	0	0	2
54	AMALAPURAM	0	4	1	4	9
55	ALLAVARAM	0	5	0	0	5
56	MAMIDIKUDURU	0	4	0	0	4
57	RAZOLE	0	1	0	3	4
58	MALIKIPURAM	0	4	0	2	6
59	SAKHINETIPALLE	1	6	0	1	8
T O T A L		24	271	38	123	456

MANAGEMENT-WISE NUMBER OF SCHOOLS

DISTNAME: EAST GODAVARI

TYPE: HIGH SCHOOLS

S.NO.	NAME OF THE MANDAL	1997 - 98				TOTAL
		GOVT	LB	PA	PUA	
1	MAREDUMILLI	3	1	0	0	4
2	Y RAMAVARAM	2	2	0	0	4
3	ADDATEEGALA	2	4	0	0	6
4	RAJAVOMMANGI	2	3	0	0	5
5	KOTANANDURU	1	5	0	0	6
6	TUNI	1	6	0	3	10
7	THONDANGI	0	4	0	0	4
8	GOLLAPROLU	0	6	0	0	6
9	SANKHAVARAM	1	3	0	0	4
10	PRATHIPADU	0	4	1	2	7
11	YELESWARAM	2	3	0	0	5
12	GANGAVARAM	2	1	0	0	3
13	RAMPACHODAVARAM	4	2	0	0	6
14	DEVIPATNAM	1	2	0	0	3
15	SEETHANAGARAM	1	0	0	0	1
16	KORUKONDA	0	5	0	0	5
17	GOKAVARAM	1	4	1	0	6
18	JAGGAMPETA	0	4	0	0	4
19	KIRLAMPUDI	0	4	0	0	4
20	PEDDAPURAM	2	6	4	0	12
21	PITHAPURAM	1	6	2	2	11
22	KOTHAPALLI	0	4	0	0	4
23	KAKINADA (RURAL)	0	7	0	9	16
24	KAKUNADA (URBAN)	3	8	13	20	44
25	SAMALKOTA	0	7	1	1	9
26	RANGAMPETA	0	3	0	0	3
27	GANDEPALLE	0	5	0	0	5
28	RAJANAGARAM	0	3	0	0	3
29	RAJAHMUNDRY (RURAL)	0	4	3	4	11
30	RAJAHMUNDRY (URBAN)	4	10	16	6	36
31	KADIAM	0	6	0	0	6
32	MANDAPETA	0	6	0	2	8
33	ANAPARTHI	1	4	0	1	6
34	BICCAVOLU	0	5	0	0	5
35	PEDAPUDI	0	4	1	0	5
36	KARAPA	0	7	0	0	7
37	THALLAREVU	0	5	0	0	5
38	KAJULURU	0	2	1	0	3
39	RAMACHANDRAPURAM	0	7	3	4	14
40	RAYAVARAM	0	5	0	0	5
41	KAPILSWARAPURAM	0	8	0	0	8
42	ALAMURU	0	3	0	2	5
43	ATREYAPURAM	0	3	0	0	3
44	RAVULAPALEM	0	7	0	1	8
45	PAMARRU	0	6	0	0	6
46	KOTHAPETA	0	6	1	0	7
47	P GANNAVARAM	0	8	0	1	9
48	AMBAJIPETA	0	5	0	0	5
49	AINAVILLI	0	6	0	0	6
50	MUMMIDIVARAM	1	5	0	1	7
51	I POLAVARAM	0	5	0	0	5
52	KATRENIKONA	0	4	0	0	4
53	UPPALAGUPTAM	0	4	0	0	4
54	AMALAPURAM	2	10	3	6	21
55	ALLAVARAM	0	5	0	1	6
56	MAMIDIKUDURU	0	10	0	0	10
57	RAZOLE	0	8	0	1	9
58	MALIKIPURAM	0	4	0	0	4
59	SAKHINETIPALLE	0	6	1	0	7
T O T A L		37	290	51	67	445

MANAGEMENT-WISE NUMBER OF SCHOOLS

DISTNAME: EAST GODAVARI

TYPE: HIGH SCHOOLS

S..NO.	NAME OF THE MANDAL	1998 - 99				
		GOVT	LB	PA	PUA	TOTAL
1	MAREDUMILLI	3	1	0	0	4
2	Y RAMAVARAM	2	2	0	0	4
3	ADDATEEGALA	2	4	0	0	6
4	RAJAVOMMANGI	2	3	0	0	5
5	KOTANANDURU	1	5	0	0	6
6	TUNI	2	7	0	5	14
7	THONDANGI	0	4	0	0	4
8	GOLLAPROLU	0	6	0	0	6
9	SANKHAVARAM	1	3	0	0	4
10	PRATHIPADU	0	4	1	2	7
11	YELESWARAM	2	3	0	0	5
12	GANGAVARAM	2	1	0	0	3
13	RAMPACHODAVARAM	6	1	0	2	9
14	DEVIPATNAM	1	2	0	0	3
15	SEETHANAGARAM	1	1	0	1	3
16	KORUKONDA	1	5	0	0	6
17	GOKAVARAM	1	4	1	0	6
18	JAGGAMPETA	1	4	0	0	5
19	KIRLAMPUDI	1	4	0	0	5
20	PEDDAPURAM	2	6	4	0	12
21	PITHAPURAM	2	6	2	2	12
22	KOTHAPALLI	0	6	0	0	6
23	KAKINADA (RURAL)	0	7	0	9	16
24	KAKUNADA (URBAN)	3	8	11	24	46
25	SAMALKOTA	1	9	1	2	13
26	RANGAMPETA	0	3	0	0	3
27	GANDEPALLE	0	5	0	0	5
28	RAJANAGARAM	0	3	0	0	3
29	RAJAHMUNDRY (RURAL)	0	4	3	4	11
30	RAJAHMUNDRY (URBAN)	4	10	16	6	36
31	KADIAM	0	6	0	0	6
32	MANDAPETA	1	7	0	2	10
33	ANAPARTHI	1	5	0	1	7
34	BICCAVOLU	0	5	0	0	5
35	PEDAPUDI	0	5	1	0	6
36	KARAPA	0	7	0	0	7
37	THALLAREVU	0	5	0	0	5
38	KAJULURU	0	3	1	0	4
39	RAMACHANDRAPURAM	1	8	3	4	16
40	RAYAVARAM	0	7	0	1	8
41	KAPILESWARAPURAM	0	8	0	0	8
42	ALAMURU	1	3	0	2	6
43	ATREYAPURAM	0	3	0	0	3
44	RAVULAPALEM	0	7	0	0	7
45	PAMARRU	0	6	0	0	6
46	KOTHAPETA	1	6	1	0	8
47	P GANNAVARAM	0	8	0	1	9
48	AMBAJIPETA	0	5	0	1	6
49	AINAVILLI	0	6	0	0	6
50	MUMMIDIVARAM	1	5	0	1	7
51	I POLAVARAM	0	5	0	0	5
52	KATRENIKONA	0	4	0	1	5
53	UPPALAGUPTAM	0	4	0	0	4
54	AMALAPURAM	2	10	3	6	21
55	ALLAVARAM	0	5	0	1	6
56	MAMIDIKUDURU	0	10	0	0	10
57	RAZOLE	0	8	0	2	10
58	MALIKIPURAM	0	4	0	0	4
59	SAKHINETIPALLE	0	6	1	0	7
T O T A L		49	302	49	80	480

MANAGEMENT-WISE NUMBER OF SCHOOLS

DISTNAME: EAST GODAVARI

TYR: HIGH SCHOOLS

S.NO.	NAME OF THE MANDAL	1999 - 200				
		GOVT	LB	PA	PUA	TOTAL
1	MAREDUMILLI	3	1	0	0	4
2	Y RAMAVARAM	1	2	0	0	3
3	ADDATEEGALA	2	4	0	0	6
4	RAJAVOMMANGI	2	3	0	0	5
5	KOTANANDURU	1	5	0	0	6
6	TUNI	1	10	0	6	17
7	THONDANGI	0	4	0	0	4
8	GOLLAPROLU	0	6	0	0	6
9	SANKHAVARAM	2	2	0	0	4
10	PRATHIPADU	0	5	0	3	8
11	YELESWARAM	2	3	0	0	5
12	GANGAVARAM	1	2	0	0	3
13	RAMPACHODAVARAM	6	1	0	0	7
14	DEVIPATNAM	1	2	0	0	3
15	SEETHANAGARAM	1	1	0	1	3
16	KORUKONDA	1	5	0	0	6
17	GOKAVARAM	1	4	1	0	6
18	JAGGAMPETA	1	4	0	0	5
19	KIRLAMPUDI	1	4	0	0	5
20	PEDDAPURAM	2	6	3	0	11
21	PITHAPURAM	2	6	2	2	12
22	KOTHAPALLI	0	7	0	0	7
23	KAKINADA (RURAL)	0	7	0	9	16
24	KAKUNADA (URBAN)	4	8	12	27	51
25	SAMALKOTA	1	9	1	2	13
26	RANGAMPETA	0	3	0	0	3
27	GANDEPALLE	0	5	0	0	5
28	RAJANAGARAM	0	4	0	0	4
29	RAJAHMUNDRY (RURAL)	0	4	4	5	13
30	RAJAHMUNDRY (URBAN)	4	10	15	7	36
31	KADIAM	0	6	0	0	6
32	MANDAPETA	1	9	0	2	12
33	ANAPARTHI	1	5	0	1	7
34	BICCAVOLU	0	5	0	0	5
35	PEDAPUDI	1	7	0	0	8
36	KARAPA	0	7	0	0	7
37	THALLAREVU	0	5	0	0	5
38	KAJULURU	0	4	0	0	4
39	RAMACHANDRAPURAM	1	9	2	5	17
40	RAYAVARAM	0	8	0	2	10
41	KAPILSWARAPURAM	0	8	0	0	8
42	ALAMURU	1	4	0	1	6
43	ATREYAPURAM	0	5	1	0	6
44	RAVULAPALEM	0	7	0	2	9
45	PAMARRU	0	7	0	0	7
46	KOTHAPETA	1	6	1	0	8
47	P GANNAVARAM	0	9	0	1	10
48	AMBAJIPETA	0	5	0	1	6
49	AINAVILLI	0	6	0	0	6
50	MUMMIDIVARAM	1	6	0	1	8
51	I POLAVARAM	0	5	0	0	5
52	KATRENIKONA	0	4	0	1	5
53	UPPALAGUPTAM	0	4	0	0	4
54	AMALAPURAM	2	10	3	7	22
55	ALLAVARAM	0	6	0	1	7
56	MAMIDIKUDURU	0	10	0	0	10
57	RAZOLE	0	8	0	2	10
58	MALIKIPURAM	0	4	1	0	5
59	SAKHINETIPALLE	0	5	0	1	6
T O T A L		49	321	6	90	506

TABLE NO: 53A

MANAGEMENT-WISE AND TYPE-WISE ENROLMENT

DISTNAME: EAST GODAVARI

TYPE: PRIMARY SCHOOLS

S.NO.	NAME OF THE MNDAL	1997 - 98				TOTAL
		GOVT	LB	PA	PUA	
1	MAREDUMILLI					
2	Y RAMAVARAM	1146	8411	0	0	1987
3	ADDATEEGALA	1241	6966	73	0	2010
4	RAJAVOMMANGI	1329	23559	1059	0	4747
5	KOTANANDURU	1035	37100	557	0	5302
6	TUNI	176	62453	0	0	6419
7	THONDANGI	0	92977	214	1888	11399
8	GOILLAPROLU	0	72455	0	0	7245
9	SANKHAVARAM	0	74459	331	326	8106
10	PRATHIPADU	187	75155	0	0	7702
11	YELESWARAM	598	64200	1173	1059	9250
12	GANGAVARAM	0	58159	276	126	6221
13	RAMPACHODAVARAM	569	13088	1444	0	3321
14	DEVIPATNAM	1198	23411	980	75	4594
15	SEETHANAGARAM	643	11395	1487	0	3265
16	KORUKONDA	0	57100	0	0	5710
17	GOKAVARAM	0	65553	212	104	6869
18	JAGGAMPETA	0	57211	0	102	5823
19	KIRLAMPUDI	173	60566	0	0	6229
20	PEDDAPURAM	0	6975	0	0	6975
21	PITHAPURAM	0	96033	496	190	10289
22	KOTHAPALLI	0	68653	282	675	7820
23	KAKINADA (RURAL)	0	70880	0	0	7080
24	KAKONADA (URBAN)	0	61399	0	2195	8334
25	SAMALKOTA	0	66446	3209	1597	11452
26	RANGAMPETA	0	71200	1252	1136	9508
27	GANDEPALLE	0	50773	0	0	5073
28	RAJANAGARAM	0	48388	0	0	4838
29	RAJAHMUNDRY(RURAL)	0	71775	325	0	7500
30	RAJAHMUNDRY(URBAN)	0	41006	1546	1366	7018
31	KADIAM	0	90999	2118	3189	14406
32	MANDAPETA	0	70997	0	0	7097
33	ANAPARTHI	0	64881	144	885	7510
34	BICCAVOLU	0	42552	0	374	4626
35	PEDAPUDI	0	45228	120	374	5022
36	KARAPA	0	56880	169	203	6052
37	THALLAREVU	0	66111	0	0	6611
38	KAJULURU	0	96557	0	229	9886
39	RAMACHANRAPURAM	0	67440	0	76	6816
40	RAYAVARAM	0	72997	694	250	8241
41	KAPILASHRAPURAM	0	42225	0	347	4572
42	ALAMPUR	0	66881	0	434	7115
43	ATREYAPURAM	0	56440	0	520	6160
44	RAVULAPALEM	0	48666	449	0	5315
45	PAMPUR	0	59224	123	0	6047
46	KOTHRAPETA	0	71336	0	184	7320
47	P GANGAVARAM	0	59440	322	546	6808
48	AMBAPETA	0	70551	0	93	7144
49	AJIKVILLI	0	62665	0	357	6622
50	MUNTHIVARAM	0	59113	182	0	6095
51	I POLAVARAM	0	67554	0	334	7088
52	KATRIKONDA	0	67001	0	0	6701
53	UPPALA KRISHNA	0	70002	0	0	7002
54	MARRAMPURAM	0	72221	0	160	7381
55	ALLAVARAM	0	107662	465	1783	13010
56	MANITHASURU	0	70003	0	0	7003
57	RASOLE	0	75008	0	0	7508
58	MARITIKURAN	0	63998	0	0	6398
59	SARGHEEPALLE	0	72447	0	169	7416
		0	72336	215	247	7698
T O T A L		8295	3589951	19917	21593	408756

TABLE NO: 53A
MANAGEMENT-WISE AND TYPE-WISE ENROLMENT

DISTNAME: EAST GODAVARI

TYPE: PRIMARY SCHOOLS

S.NO.	NAME OF THE MANDAL	1998 - 99				TOTAL
		GOVT	LB	PA	PUA	
1	MAREDUMILLI	1108	996	0	0	2104
2	Y RAMAVARAM	965	766	69	0	1800
3	ADDATEEGALA	1351	2465	1104	0	4920
4	RAJAVOMMANGI	1215	3649	541	0	5405
5	KOTANANDURU	234	6807	0	0	7041
6	TUNI	0	10171	162	2295	12628
7	THONDANGI	0	8182	0	180	8362
8	GOLLAPROLU	0	6937	333	628	7898
9	SANKHAVARAM	250	7644	0	0	7894
10	PRATHIPADU	502	6566	1216	1184	9468
11	YELESWARAM	0	6062	282	335	6679
12	GANGAVARAM	580	1505	1441	0	3526
13	RAMPACHODAVARAM	1008	2569	1011	72	4660
14	DEVIPATNAM	552	1264	1553	0	3369
15	SEETHANAGARAM	0	5784	0	256	6040
16	KORUKONDA	0	6900	213	0	7113
17	GOKAVARAM	0	6044	0	351	6395
18	JAGGAMPETA	207	7030	0	0	7237
19	KIRLAMPUDI	0	7635	0	0	7635
20	PEDDAPURAM	0	10635	457	0	11092
21	PITHAPURAM	0	7116	284	536	7936
22	KOTHAPALLI	0	8429	0	110	8539
23	KAKINADA (RURAL)	0	7705	254	2648	10607
24	KAKUNADA (URBAN)	0	7721	3051	1677	12449
25	SAMALKOTA	0	8548	1295	928	10771
26	RANGAMPETA	0	5533	0	0	5533
27	GANDEPALLE	0	5181	0	114	5295
28	RAJANAGARAM	0	6613	331	337	7281
29	RAJAHMUNDRY (RURAL)	0	5422	1456	1794	8672
30	RAJAHMUNDRY (URBAN)	0	8553	2053	3406	14012
31	KADIAM	0	6271	0	325	6596
32	MANDAPETA	0	6973	131	557	7661
33	ANAPARTHI	0	4505	0	389	4894
34	BICCAVOLU	0	4792	129	390	5311
35	PEDAPUDI	0	6143	152	183	6478
36	KARAPA	0	6812	0	136	6948
37	THALLAREVU	0	9680	0	470	10150
38	KAJULURU	0	7267	0	75	7342
39	RAMACHANDRAPURAM	0	7548	571	237	8356
40	RAYAVARAM	0	4456	0	345	4801
41	KAPILESWARAPURAM	0	7102	0	399	7501
42	ALAMURU	0	6091	0	468	6559
43	ATREYAPURAM	0	5344	493	0	5837
44	RAVULAPALEM	0	5996	81	0	6077
45	PAMARRU	0	6797	0	191	6988
46	KOTHAPETA	0	6483	86	543	7112
47	P GANNAVARAM	0	7022	0	143	7165
48	AMBAJIPETA	0	6160	0	124	6284
49	AINAVILLI	0	5903	131	0	6034
50	MUMMIDIVARAM	0	6735	0	402	7137
51	I POLAVARAM	0	7064	0	0	7064
52	KATRENIKONA	0	7162	0	141	7303
53	UPPALAGUPTAM	0	7564	0	155	7719
54	AMALAPURAM	0	10783	474	1824	13081
55	ALLAVARAM	0	7314	0	0	7314
56	MAMIDIKUDURU	0	7955	0	0	7955
57	RAZOLE	0	6378	0	0	6378
58	MALIKIPURAM	0	7502	0	119	7621
59	SAKHINETIPALLE	0	7595	217	324	8136
T O T A L		7972	377829	19571	24791	430163

TABLE NO: 5.3A

MANAGEMENT-WISE AND TYPE-WISE ENROLMENT

DISTNAME: EAST GODAVARI

TYPE: PRIMARY SCHOOLS

S.NO.	NAME OF THE MANDAL	1999 - 2000				
		GOVT	LB	PA	PUA	TOTAL
1	MAREDUMILLI	1304	926	0	0	2230
2	Y RAMAVARAM	1271	1210	91	0	2572
3	ADDATEEGALA	1367	2640	797	0	4804
4	RAJAVOMMANGI	1241	4555	527	0	6323
5	KOTANANDURU	314	6806	0	0	7120
6	TUNI	0	10887	160	2145	13192
7	THONDANGI	0	8664	0	184	8848
8	GOLLAPROLU	0	5699	303	101	6103
9	SANKHAVARAM	232	8159	0	0	8391
10	PRATHIPADU	663	5365	1170	1157	8355
11	YELESWARAM	0	5713	228	643	6584
12	GANGAVARAM	669	1585	1363	0	3617
13	RAMPACHODAVARAM	1180	2503	898	0	4581
14	DEVIPATNAM	617	1255	1495	0	3367
15	SEETHANAGARAM	0	5153	0	102	5255
16	KORUKONDA	0	6395	140	149	6684
17	GOKAVARAM	0	5938	0	362	6300
18	JAGGAMPETA	207	6807	0	0	7014
19	KIRLAMPUDI	0	7931	0	0	7931
20	PEDDAPURAM	0	10481	520	162	11163
21	PITHAPURAM	0	7443	297	562	8302
22	KOTHAPALLI	0	9567	0	0	9567
23	KAKINADA (RURAL)	0	8292	116	2614	11022
24	KAKUNADA (URBAN)	0	8713	3691	7315	19719
25	SAMALKOTA	0	8355	1241	800	10396
26	RANGAMPETA	0	5506	0	0	5506
27	GANDEPALLE	0	3996	0	156	4152
28	RAJANAGARAM	0	7476	0	235	7711
29	RAJAHMUNDRY (RURAL)	0	4930	1499	1522	7951
30	RAJAHMUNDRY (URBAN)	0	8627	2147	3552	14326
31	KADIAM	0	6607	0	372	6979
32	MANDAPETA	0	5851	117	577	6545
33	ANAPARTHI	0	4077	0	401	4478
34	BICCAVOLU	0	4772	119	375	5266
35	PEDAPUDI	0	6560	152	339	7051
36	KARAPA	0	6201	0	215	6416
37	THALLAREVU	0	10621	0	524	11145
38	KAJULURU	0	6809	0	73	6882
39	RAMACHANDRAPURAM	0	7222	616	735	8573
40	RAYAVARAM	0	5189	0	667	5856
41	KAPILESWARAPURAM	0	6190	0	584	6774
42	ALAMURU	0	5753	0	536	6289
43	ATREYAPURAM	0	5302	470	0	5772
44	RAVULAPALEM	0	5903	114	0	6017
45	PAMARRU	0	7207	0	158	7365
46	KOTHAPETA	0	6040	80	292	6412
47	P GANNAVARAM	0	6686	0	121	6807
48	AMBAJIPETA	0	5908	0	247	6155
49	AINAVILLI	0	5357	136	0	5493
50	MUMMIDIVARAM	0	6470	0	341	6811
51	I POLAVARAM	0	6821	0	0	6821
52	KATRENKONA	0	7263	0	134	7397
53	UPPALAGUPTAM	0	7258	0	166	7424
54	AMALAPURAM	0	10713	480	1523	12716
55	ALLAVARAM	0	7444	0	0	7444
56	MAMIDIKUDURU	0	6721	0	0	6721
57	RAZOLE	0	6240	0	0	6240
58	MALIKIPURAM	0	7618	0	136	7754
59	SAKHINETIPALLE	0	7945	355	87	8387
T O T A L		9065	374325	19322	30364	433076

TABLE NO: 5.3 B
MANAGEMENT-WISE AND TYPE-WISE ENROLMENT

DISTNAME: EAST GODAVARI

TYPE: UPPER PRIMARY SCHOOLS

S.NO.	NAME OF THE MANDAL	1997 - 98				TOTAL
		GOVT	LB	PA	PUA	
1	MAREDUMILLI	217	0	0	0	217
2	Y RAMAVARAM	408	0	0	0	408
3	ADDATEEGALA	389	0	0	0	389
4	RAJAVOMMANGI	640	0	0	0	640
5	KOTANANDURU	193	1174	0	134	1501
6	TUNI	0	2235	0	589	2824
7	THONDANGI	0	1718	0	470	2188
8	GOLLAPROLU	0	528	0	0	528
9	SANKHAVARAM	0	457	0	0	457
10	PRATHIPADU	0	445	0	0	445
11	YELESWARAM	0	929	0	0	929
12	GANGAVARAM	479	0	0	0	479
13	RAMPACHODAVARAM	759	0	658	246	1663
14	DEVI PATNAM	155	546	591	0	1292
15	SEETHANAGARAM	0	1612	0	502	2114
16	KORUKONDA	0	2052	307	285	2644
17	GOKAVARAM	0	775	764	0	1539
18	JAGGAMPETA	0	845	0	494	1339
19	KIRLAMPUDI	0	1061	0	256	1317
20	PEDDAPURAM	0	1826	0	665	2491
21	PITHAPURAM	0	5336	0	810	6146
22	KOTHAPALLI	0	1947	0	0	1947
23	KAKINADA (RURAL)	0	1668	281	1152	3101
24	KAKUNADA (URBAN)	0	4626	4735	2644	12005
25	SAMALKOTA	0	2225	0	94	2319
26	RANGAMPETA	0	1160	0	0	1160
27	GANDEPALLE	0	0	0	0	0
28	RAJANAGARAM	0	1087	686	0	1773
29	RAJAHMUNDRY (RURAL)	0	2239	1381	914	4534
30	RAJAHMUNDRY (URBAN)	0	4411	3574	2080	10065
31	KADIAM	0	557	0	0	557
32	MANDAPETA	0	2675	0	519	3194
33	ANAPARTHI	0	1567	0	0	1567
34	BICCAVOLU	0	1483	0	375	1858
35	PEDAPUDI	0	1627	0	556	2183
36	KARAPA	0	1922	0	0	1922
37	THALLAREVU	0	681	0	0	681
38	KAJULURU	0	2447	0	0	2447
39	RAMACHANDRAPURAM	0	2838	742	84	3664
40	RAYAVARAM	0	1027	291	0	1318
41	KAPILESWARAPURAM	0	1268	0	0	1268
42	ALAMURU	0	2409	0	0	2409
43	ATREYAPURAM	0	1364	0	0	1364
44	RAVULAPALEM	0	638	0	898	1536
45	PAMARRU	0	1855	0	0	1855
46	KOTHAPETA	0	1679	0	75	1754
47	P GANNAVARAM	0	893	0	0	893
48	AMBAJIPETA	0	929	0	247	1176
49	AINAVILLI	0	2002	0	0	2002
50	MUMMIDIVARAM	0	863	0	295	1158
51	I POLAVARAM	0	1366	0	0	1366
52	KATRENKONA	0	1704	0	211	1915
53	UPPALAGUPTAM	0	332	0	0	332
54	AMALAPURAM	0	1121	387	465	1973
55	ALLAVARAM	0	1138	0	0	1138
56	MAMIDIKUDURU	0	0	0	0	0
57	RAZOLE	0	289	0	670	959
58	MALIKIPURAM	0	1237	0	138	1375
59	SAKHINETIPALLE	68	1849	0	0	1917
T O T A L		3308	80662	14397	15868	114235

TABLE NO: 5.3.B

MANAGEMENT-WISE E AND TYPE-WISE ENROLMENT

DISTNAME: EAST GODAVARI

TYPE: UPPER PRIMARY SCHOOLS

S.NO.	NAME OF THE MANDAL	1998 - 99				TOTAL
		GOVT	LB	PA	PUA	
1	MAREDUMILLI	268	0	0	0	268
2	Y RAMAVARAM	483	0	0	0	483
3	ADDATEEGALA	419	0	0	0	419
4	RAJAVOMMANGI	834	0	0	0	834
5	KOTANANDURU	118	1172	0	128	1418
6	TUNI	0	2041	0	655	2696
7	THONDANGI	0	1879	0	490	2369
8	GOLLAPROLU	0	1236	0	230	1466
9	SANKHAVARAM	0	813	0	0	813
10	PRATHIPADU	0	449	0	0	449
11	YELESWARAM	0	934	0	0	934
12	GANGAVARAM	404	0	0	0	404
13	RAMPACHODAVARAM	788	0	652	0	1440
14	DEVIPATNAM	133	666	650	0	1449
15	SEETHANAGARAM	0	1311	0	394	1705
16	KORUKONDA	0	2074	290	0	2364
17	GOKAVARAM	0	812	705	0	1517
18	JAGGAMPETA	0	998	0	526	1524
19	KIRLAMPUDI	0	1077	0	158	1235
20	PEDDAPURAM	0	1864	0	832	2696
21	PITHAPURAM	0	5656	0	901	6557
22	KOTHAPALLI	0	1229	0	0	1229
23	KAKINADA (RURAL)	0	1851	0	1212	3063
24	KAKUNADA (URBAN)	0	5132	5059	3636	13827
25	SAMALKOTA	0	1600	0	350	1950
26	RANGAMPETA	0	1364	0	0	1364
27	GANDEPALLE	0	0	0	0	0
28	RAJANAGARAM	0	2564	660	0	3224
29	RAJAHMUNDRY (RURAL)	0	2325	1310	1380	5015
30	RAJAHMUNDRY (URBAN)	0	4523	3658	2504	10685
31	KADIAM	0	1591	0	166	1757
32	MANDAPETA	0	2381	0	1480	3861
33	ANAPARTHI	0	1209	0	0	1209
34	BICCAVOLU	0	1587	0	355	1942
35	PEDAPUDI	0	1300	0	574	1874
36	KARAPA	0	1789	0	0	1789
37	THALLAREVU	0	1074	0	0	1074
38	KAJULURU	0	2185	0	163	2348
39	RAMACHANDRAPURAM	0	2703	693	119	3515
40	RAYAVARAM	0	377	287	231	895
41	KAPILSWARAPURAM	0	1381	0	0	1381
42	ALAMURU	0	2351	0	0	2351
43	ATREYAPURAM	0	1515	0	0	1515
44	RAVULAPALEM	0	1036	0	1218	2254
45	PAMARRU	0	1745	0	0	1745
46	KOTHAPETA	0	1745	0	94	1839
47	P GANNAVARAM	0	892	0	0	892
48	AMBAJIPETA	0	986	0	274	1260
49	AINAVILLI	0	2104	0	0	2104
50	MUMMIDIVARAM	0	866	0	294	1160
51	I POLAVARAM	0	1364	0	0	1364
52	KATRENIKONA	0	2380	0	0	2380
53	UPPALAGUPTAM	0	500	0	0	500
54	AMALAPURAM	0	1142	431	794	2367
55	ALLAVARAM	0	1363	0	0	1363
56	MAMIDIKUDURU	0	0	0	0	0
57	RAZOLE	0	293	0	485	778
58	MALIKIPURAM	0	1289	0	101	1390
59	SAKHINETIPALLE	888	1919	0	218	2225
TOTAL		35355	84637	14395	19962	122529

TABLE No. 53B
MANAGEMENT-WISE AND TYPE-WISE ENROLMENT

DISTNAME: EAST GODAVARI

TYPE: UPPER PRIMARY SCHOOLS

S.NO.	NAME OF THE MANDAL	1999 - 2000				
		GOVT	LB	PA	PUA	TOTAL
1	MAREDUMILLI	326	0	0	0	326
2	Y RAMAVARAM	814	0	0	0	814
3	ADDATEEGALA	582	144	0	0	726
4	RAJAVOMMANGI	898	0	0	0	898
5	KOTANANDURU	140	1508	0	520	2168
6	TUNI	0	1438	284	651	2373
7	THONDANGI	0	2026	0	764	2790
8	GOLLAPROLU	0	1997	0	613	2610
9	SANKHAVARAM	0	754	0	514	1268
10	PRATHIPADU	0	1018	0	0	1018
11	YELESWARAM	0	1056	0	0	1056
12	GANGAVARAM	433	0	0	0	433
13	RAMPACHODAVARAM	887	0	654	374	1915
14	DEVIPATNAM	99	689	606	0	1394
15	SEETHANAGARAM	0	1780	0	290	2070
16	KORUKONDA	0	3355	284	295	3934
17	GOKAVARAM	0	869	594	0	1463
18	JAGGAMPETA	0	1366	0	939	2305
19	KIRLAMPUDI	0	916	0	154	1070
20	PEDDAPURAM	0	1949	0	978	2927
21	PITHAPURAM	0	5575	0	743	6318
22	KOTHAPALLI	0	654	0	0	654
23	KAKINADA (RURAL)	0	2151	0	1485	3636
24	KAKUNADA (URBAN)	0	5641	4816	2934	13391
25	SAMALKOTA	0	2260	0	591	2851
26	RANGAMPETA	0	1434	0	0	1434
27	GANDEPALLE	0	1258	0	0	1258
28	RAJANAGARAM	0	2620	401	260	3281
29	RAJAHMUNDRY (RURAL)	0	3949	1015	1394	6358
30	RAJAHMUNDRY (URBAN)	0	4576	3826	2539	10941
31	KADIAM	0	1602	0	110	1712
32	MANDAPETA	0	2881	0	1485	4366
33	ANAPARTHI	0	2000	0	0	2000
34	BICCAVOLU	0	1639	0	364	2003
35	PEDAPUDI	0	528	0	827	1355
36	KARAPA	0	2004	0	0	2004
37	THALLAREVU	0	1008	0	0	1008
38	KAJULURU	0	2186	0	172	2358
39	RAMACHANDRAPURAM	0	2263	766	296	3325
40	RAYAVARAM	0	0	269	0	269
41	KAPILESWARAPURAM	0	1667	0	82	1749
42	ALAMURU	0	2229	0	0	2229
43	ATREYAPURAM	0	791	0	0	791
44	RAVULAPALEM	0	1173	0	473	1646
45	PAMARRU	0	1348	0	0	1348
46	KOTHAPETA	0	1682	0	1001	2683
47	P GANNAVARAM	0	584	0	0	584
48	AMBAJIPETA	0	989	0	331	1320
49	AINAVILLI	0	2475	0	0	2475
50	MUMMIDIVARAM	0	1121	0	399	1520
51	I POLAVARAM	0	1301	0	0	1301
52	KATRENIKONA	0	2730	0	0	2730
53	UPPALAGUPTAM	0	517	0	0	517
54	AMALAPURAM	0	1099	448	726	2273
55	ALLAVARAM	0	1429	0	0	1429
56	MAMIDIKUDURU	0	1086	0	0	1086
57	RAZOLE	0	302	0	671	973
58	MALIKIPURAM	0	1293	0	580	1873
59	SAKHINETIPALLE	164	1859	0	226	2249
T O T A L		4343	92769	13963	23781	134856

111000 442 15 511
MANAGEMENT-WISE AND TYPE-WISE ENROLMENT

DISTNAME: EAST GODDAVAR

TYPE: HIGH SCHOOLS

S.NO. NAME OF THE MANDAL		1997 - 98				TOTAL
		GOVT	LB	PA	PUA	
1	MAREDUMILLI	695	205	0	0	900
2	Y RAMAVARAM	422	304	0	0	726
3	ADDATEEGALLA	624	1108	0	0	1732
4	RAJAVOMMANGI	896	936	0	0	1832
5	KOTANANDURURU	355	1724	0	0	2079
6	TUNI	778	2592	0	780	4150
7	THONDANGI	0	1306	0	0	1306
8	GOLLAPROLUU	0	2311	0	0	2311
9	SANKHAVARAM	225	1076	0	0	1301
10	PRATHIPADU	0	1470	261	550	2281
11	YELESWARAM	1158	932	0	0	2090
12	GANGAVARAM	411	156	0	0	567
13	RAMPACHODAVARAM	1795	64	0	0	1859
14	DEVIPATNAM	151	314	0	0	465
15	SEETHANAGARAM	962	0	0	0	962
16	KORUKONDA	0	1762	0	0	1762
17	GOKAVARAM	318	1863	832	0	3013
18	JAGGAMPETA	0	1346	0	0	1346
19	KIRLAMPUDI	0	1159	0	0	1159
20	PEDDAPURAM	540	2406	2225	0	5171
21	PITHAPURAM	628	1777	495	805	3705
22	KOTHAPALLI	0	1688	0	0	1688
23	KAKINADA (RURAL)	0	3933	0	1829	5762
24	KAKUNADA (URBAN)	1819	5094	6394	9592	22899
25	SAMALKOTA	0	2745	377	106	3228
26	RANGAMPETA	0	1120	0	0	1120
27	GANDEPALLE	0	1426	0	0	1426
28	RAJANAGARAM	0	1471	0	0	1471
29	RAJAHMUNDORY (RURAL)	0	3310	1283	1432	6025
30	RAJAHMUNDORY (URBAN)	2966	5836	14708	4717	28227
31	KADIAM	0	3042	0	0	3042
32	MANDAPETA	0	3727	0	257	3984
33	ANAPARTHI	442	2134	0	212	2788
34	BICCAVOLU	0	2030	0	0	2030
35	PEDAPUDI	0	1467	413	0	1880
36	KARAPA	0	4292	0	0	4292
37	THALLAREVVU	0	2787	0	0	2787
38	KAJULURU	0	1018	951	0	1969
39	RAMACHANDEDRAPURAM	0	3206	676	1887	5769
40	RAYAVARAM	0	2508	0	0	2508
41	KAPILSWAFARAPURAM	0	2379	0	0	2379
42	ALAMURU	0	1182	0	287	1469
43	ATREYAPURAM	0	1347	0	0	1347
44	RAVULAPALEM	0	3044	0	293	3337
45	PAMARRU	0	2124	0	0	2124
46	KOTHAPETA	0	2878	803	0	3681
47	P GANNAVARAM	0	4030	699	0	4729
48	AMBAJIPETA	0	2604	0	0	2604
49	AINAVILLI	0	3576	0	0	3576
50	MUMMIDIVARAM	593	3007	0	200	3800
51	I POLAVARAM	0	2570	0	0	2570
52	KATRENIKONDA	0	2562	0	0	2562
53	UPPALAGUPPTAM	0	2823	0	0	2823
54	AMALAPURAM	453	6315	928	1373	9069
55	ALLAVARAM	0	2342	0	345	2687
56	MAMIDIKUDURU	0	4097	0	0	4097
57	RAZOLE	0	4328	0	409	4737
58	MALIKIPURAM	0	2447	0	0	2447
59	SAKHINETIPALLE	0	3018	682	0	3700
T O T A L L		16231	134318	31727	25074	207350

MANAGEMENT-WISE AND TYPE-WISE ENROLMENT

DISTNAME: EAST GODAVARI

TYPE: HIGH SCHOOLS

S.NO. NAME OF THE MANDAL		1998 - 99				
		GOVT	LB	PA	PUA	TOTAL
1	MAREDUMILLI	524	206	0	0	730
2	Y RAMAVARAM	337	294	0	0	631
3	ADDATEEGALA	596	1053	0	0	1649
4	RAJAVOMMANGI	813	1014	0	0	1827
5	KOTANANDURU	369	1836	0	0	2205
6	TUNI	936	2963	0	1156	5055
7	THONDANGI	0	1307	0	0	1307
8	GOLLAPROLU	0	2258	0	0	2258
9	SANKHAVARAM	264	1460	0	0	1724
10	PRATHIPADU	0	1546	281	785	2612
11	YELESWARAM	1223	918	0	0	2141
12	GANGAVARAM	550	164	0	0	714
13	RAMPACHODAVARAM	1935	52	0	449	2436
14	DEVI PATNAM	237	307	0	0	544
15	SEETHANAGARAM	895	437	0	551	1883
16	KORUKONDA	869	1784	0	0	2653
17	GOKAVARAM	325	1884	817	0	3026
18	JAGGAMPETA	896	1159	0	0	2055
19	KIRLAMPUDI	768	1222	0	0	1990
20	PEDDAPURAM	542	2367	2217	0	5126
21	PITHAPURAM	1286	726	458	944	3414
22	KOTHAPALLI	0	2100	0	0	2100
23	KAKINADA (RURAL)	0	3716	0	1789	5505
24	KAKUNADA (URBAN)	1964	4850	5786	11028	23628
25	SAMALKOTA	539	3156	306	291	4292
26	RANGAMPETA	0	1196	0	0	1196
27	GANDEPALLE	0	1215	0	0	1215
28	RAJANAGARAM	0	1534	0	0	1534
29	RAJAHMUNDRY (RURAL)	0	2588	1195	1276	5059
30	RAJAHMUNDRY (URBAN)	2522	5553	14454	5166	27695
31	KADIAM	0	2739	0	0	2739
32	MANDAPETA	202	4192	0	292	4686
33	ANAPARTHI	388	2688	0	231	3307
34	BICCAVOLU	0	2113	0	0	2113
35	PEDAPUDI	0	1524	418	0	1942
36	KARAPA	0	4347	0	0	4347
37	THALLAREVU	0	2935	0	0	2935
38	KAJULURU	0	1448	930	0	2378
39	RAMACHANDRAPURAM	627	2862	1572	1615	6676
40	RAYAVARAM	0	3330	0	80	3410
41	KAPILESWARAPURAM	0	2398	0	0	2398
42	ALAMURU	536	1166	0	306	2008
43	ATREYAPURAM	0	1399	0	0	1399
44	RAVULAPALEM	0	3116	0	0	3116
45	PAMARRU	0	2096	0	0	2096
46	KOTHAPETA	555	2980	694	0	4229
47	P GANNAVARAM	0	4206	0	524	4730
48	AMBAJIPETA	0	2847	0	261	3108
49	AINAVILLI	0	3612	0	0	3612
50	MUMMIDIVARAM	591	3062	0	216	3869
51	I POLAVARAM	0	2591	0	0	2591
52	KATRENIKONA	0	2609	0	76	2685
53	UPPALAGUPTAM	0	3020	0	0	3020
54	AMALAPURAM	524	6420	916	1553	9413
55	ALLAVARAM	0	2581	0	345	2926
56	MAMIDIKUDURU	0	4186	0	0	4186
57	RAZOLE	0	4397	0	899	5296
58	MALIKIPURAM	0	2548	0	0	2548
59	SAKHINETIPALLE	0	3148	688	0	3836
T O T A L		21813	137425	30732	29833	219803

TABLE NO: 53C
MANAGEMENT-WISE AND TYPE-WISE ENROLMENT

DISTNAME: EAST GODAVARI

TYPE: HIGH SCHOOLS

S.NO.	NAME OF THE MANDAL	1999 - 2000				
		GOVT	LB	PA	PUA	TOTAL
1	MAREDUMILLI	709	219	0	0	928
2	Y RAMAVARAM	174	332	0	0	506
3	ADDATEEGALA	549	1354	0	0	1903
4	RAJAVOMMANGII	692	1300	0	0	1992
5	KOTANANDURU	372	1928	0	0	2300
6	TUNI	297	3650	0	2103	6050
7	THONDANGI	0	1430	0	0	1430
8	GOLLAPROLU	0	2142	0	0	2142
9	SANKHAVARAM	870	866	0	0	1736
10	PRATHIPADU	0	2112	0	2144	4256
11	YELESWARAM	1259	980	0	0	2239
12	GANGAVARAM	121	208	0	0	329
13	RAMPACHODAVVARAM	1934	52	0	0	1986
14	DEVIPATNAM	120	346	0	0	466
15	SEETHANAGARAM	914	329	0	651	1894
16	KORUKONDA	647	1742	0	0	2389
17	GOKAVARAM	330	1951	862	0	3143
18	JAGGAMPETA	940	1264	0	0	2204
19	KIRLAMPUDI	736	1362	0	0	2098
20	PEDDAPURAM	611	2655	2219	0	5485
21	PITHAPURAM	1006	1959	473	1050	4488
22	KOTHAPALLI	0	2519	0	0	2519
23	KAKINADA (RURAL)	0	3835	0	2164	5999
24	KAKUNADA (URBAN)	2357	5132	5508	7557	20554
25	SAMALKOTA	576	3534	309	322	4741
26	RANGAMPETA	0	1184	0	0	1184
27	GANDEPALLE	0	1351	0	0	1351
28	RAJANAGARAM	0	1670	0	0	1670
29	RAJAHMUNDRYY (RURAL)	0	2448	1722	1601	5771
30	RAJAHMUNDRYY (URBAN)	2888	5372	14026	3842	26128
31	KADIAM	0	2996	0	0	2996
32	MANDAPETA	229	5102	0	262	5593
33	ANAPARTHI	372	2728	0	250	3350
34	BICCAVOLU	0	2189	0	0	2189
35	PEDAPUDI	385	1986	0	0	2371
36	KARAPA	0	4352	0	0	4352
37	THALLAREVU	0	2846	0	0	2846
38	KAJULURU	0	2502	0	0	2502
39	RAMACHANDRAPURAM	694	3436	1334	1762	7226
40	RAYAVARAM	0	3336	0	189	3525
41	KAPILESWARAPURAM	0	2495	0	0	2495
42	ALAMURU	576	1692	0	327	2595
43	ATREYAPURAM	0	2331	803	0	3134
44	RAVULAPALEEM	0	3359	0	974	4333
45	PAMARRU	0	2308	0	0	2308
46	KOTHAPETA	532	3133	642	0	4307
47	P GANNAVARAM	0	4248	0	326	4574
48	AMBAJIPETA	0	2971	0	273	3244
49	AINAVILLI	0	3728	0	0	3728
50	MUMMIDIVARAM	408	4026	0	228	4662
51	I POLAVARAM	0	2462	0	0	2462
52	KATRENIKONNA	0	2820	0	97	2917
53	UPPALAGUPTAM	0	3172	0	0	3172
54	AMALAPURAM	655	6828	584	2057	10124
55	ALLAVARAM	0	2821	0	63	2884
56	MAMIDIKUDURU	0	4143	0	0	4143
57	RAZOLE	0	4547	0	1050	5597
58	MALIKIPURAM	0	2757	1177	0	3934
59	SAKHINETIPALLE	0	3076	0	687	3763
T O T A L		21953	149616	29659	29979	231207

ENROLMENT BY STAGES DURING 1997 - 98

DISTNAME: EAST GODAVARI

ALL ENROLME...

S.NO.	NAME OF THE MANDAL	I - V			VI - VII			VIII - IX		
		BOYS	GIRLS	TOTAL	BOYS	GIRLS	TOTAL	BOYS	GIRLS	TOTAL
1	MAREDUMILLI	1342	985	2327	252	103	355	329	93	422
2	Y RAMAVARAM	1268	1129	2397	180	183	363	108	276	384
3	ADDATEGALA	2590	2591	5181	462	406	868	517	302	819
4	RAJAVOMMANGI	2920	2838	5758	544	515	1059	516	441	957
5	KOTANANDURU	3788	3770	7558	875	412	1287	861	293	1154
6	TUNI	6842	6685	13527	1367	1255	2622	1304	920	2224
7	THONDANGI	4557	4588	9145	543	347	890	485	219	704
8	GOLLAPROLU	4072	4462	8534	650	638	1288	634	489	1123
9	SANKHAVARAM	3999	4267	8266	390	290	680	306	208	514
10	PRATHIPADU	4582	4809	9391	727	541	1268	688	390	1078
11	YELESWARAM	3311	3738	7049	438	615	1053	549	589	1138
12	GANGAVARAM	1918	2061	3979	145	115	260	99	79	128
13	RAMPACHODAVARAM	3136	2856	5992	655	553	1208	635	594	1229
14	DEVIPATNAM	2125	2293	4418	203	181	384	135	85	220
15	SEETHANAGARAM	3458	3654	7112	470	524	994	386	294	680
16	KORUKONDA	4294	4641	8935	843	750	1593	856	563	1419
17	GOKAVARAM	3770	3955	7725	728	620	1348	854	483	1302
18	JAGGAMPETA	3755	3862	7617	634	471	1105	669	401	1070
19	KIRLAMPUDI	3828	4118	7946	661	526	1187	585	400	985
20	PEDDAPURAM	5824	6764	12588	1373	1471	2844	1479	1395	2874
21	PITHAPURAM	6290	6650	12940	1448	1476	2924	1450	996	2446
22	KOTHAPALLI	4158	4457	8615	653	552	1205	574	321	895
23	KAKINADA (RURAL)	5928	5746	11674	1577	1417	2994	1815	1393	3168
24	KAKUNADA (URBAN)	13097	14038	27135	4232	4765	8997	5158	5416	10574
25	SAMALKOTA	5307	5840	11147	1253	1141	2394	1199	798	1997
26	RANGAMPETA	2790	3225	6015	347	345	692	387	299	646
27	GANDEPALLE	2453	2693	5146	314	317	631	267	210	487
28	RAJANAGARAM	3971	4813	8784	639	546	1185	466	309	775
29	RAJAHMUNDRY (RURAL)	5679	5720	11399	1649	1612	3261	1514	1403	2917
30	RAJAHMUNDRY (URBAN)	15426	15297	30723	5151	5079	10230	6077	5688	11745
31	KADIAM	3708	4031	7739	748	852	1600	699	698	1357
32	MANDAPETA	4747	4981	9728	1351	1429	2780	1281	1169	2450
33	ANAPARTHI	2798	2847	5645	952	707	1659	1095	582	1677
34	BICCAVOLU	3062	3288	6350	739	665	1404	653	503	1156
35	PEDAPUDI	3816	3903	7719	637	668	1305	642	449	1091
36	KARAPA	4017	4104	8121	1134	1038	2172	1561	971	2532
37	THALLAREVU	5011	5330	10341	819	760	1579	869	505	1434
38	KAJULURU	4177	4326	8503	843	744	1587	701	441	1142
39	RAMACHANDRAPURAM	5991	6115	12106	1580	1468	3048	1751	1383	3134
40	RAYAVARAM	2571	2853	5424	702	707	1409	857	699	1516
41	KAPILESWARAPURAM	3979	4180	8159	694	605	1299	723	581	1304
42	ALAMURU	3926	4097	8023	656	686	1342	662	541	1203
43	ATREYAPURAM	3097	3179	6276	636	638	1274	679	541	1220
44	RAVULAPALEM	3704	3724	7428	880	866	1746	956	700	1746
45	PAMARRU	4235	4272	8507	831	776	1607	681	466	1147
46	KOTHAPETA	4202	4323	8525	1121	1058	2179	1048	998	1966
47	P GANNAVARAM	4034	4058	8092	1278	1088	2366	1313	996	2239
48	AMBAJIPETA	3701	3739	7440	840	758	1598	766	598	1364
49	AINAVILLI	3676	3869	7545	1018	933	1951	1264	993	2177
50	MUMMIDIVARAM	3915	3955	7870	1109	1013	2122	1166	898	2054
51	I POLAVARAM	3654	3934	7588	843	726	1569	792	698	1480
52	KATRENKONA	4388	4078	8466	870	646	1516	885	621	1497
53	UPPALAGUPTAM	3748	3798	7546	798	675	1473	905	621	1517
54	AMALAPURAM	7364	7274	14638	2439	2023	4462	2711	2000	4801
55	ALLAVARAM	3946	3995	7941	912	761	1673	640	503	1143
56	MAMIDIKUDURU	3786	3722	7508	1071	1013	2084	1054	999	2013
57	RAZOLE	3610	3685	7295	1305	1165	2470	1299	1066	2305
58	MALIKIPURAM	4115	4169	8284	1068	994	2062	1132	891	2023
59	SAKHINETIPALLE	4501	4461	8962	1147	1059	2206	1198	999	2147
T O T A L		253957	262835	516792	58424	54287	112711	60885	48244	109150

ENROLMENT BY STAGES DURING 1998 - 99

ALL ENROLMENT

ISTNAME:: EAST GODAVARI

.NO.	NAME OF THE MANDAL	I - V			VI - VII			VIII - X		
		BOYS	GIRLS	TOTAL	BOYS	GIRLS	TOTAL	BOYS	GIRLS	TOTAL
1	MAREDUMILLI	1393	1099	2492	197	117	314	167	129	296
2	Y RAMAWARAM	1173	1048	2221	195	166	361	120	212	332
3	ADDATEEGALA	2665	2611	5276	473	474	947	415	350	765
4	RAJAVOMDANGI	2956	2971	5927	650	511	1161	563	385	948
5	KOTANANDURU	4074	4114	8188	845	402	1247	905	324	1229
6	TUNI	7328	7321	14649	1576	1523	3099	1390	1241	2631
7	THONDANGI	5124	5284	10408	597	392	989	435	206	641
8	GOLLAPPROLU	4226	4665	8891	634	681	1315	638	462	1100
9	SANKHAWARAM	4256	4474	8730	523	397	920	482	299	781
10	PRATHIPADU	4702	4868	9570	826	595	1421	804	470	1274
11	YELESWARAM	3547	3975	7522	509	622	1131	495	606	1101
12	GANGAVARAM	1934	2089	4023	148	234	382	182	57	239
13	RAMPACHODAVARAM	3195	2977	6172	641	538	1179	578	545	1123
14	DEVIPATNAM	2187	2388	4575	272	227	499	206	82	288
15	SEETHANAGARAM	3815	3841	7656	536	595	1131	400	319	719
16	KORUKONDA	4239	4665	8904	863	789	1652	922	652	1574
17	GOKAVARRAM	4091	4172	8263	743	586	1329	843	503	1346
18	JAGGAMPETA	4119	4334	8453	705	581	1286	664	413	1077
19	KIRLAMPUDI	4159	4467	8626	637	624	1261	574	399	973
20	PEDDAPURAM	6243	7008	13251	1427	1663	3090	1477	1439	2916
21	BITHAPURAM	6426	6889	13315	1340	1392	2732	1100	760	1860
22	KOTHAPALLI	4677	4852	9529	742	602	1344	567	428	995
23	KAKINAEDA (RURAL)	6838	6625	13463	1686	1469	3155	1747	1341	3088
24	KAKUNAEDA (URBAN)	14622	14953	29575	4594	5004	9598	5332	5719	11051
25	SAMALKOTA	5904	6326	12230	1358	1223	2581	1300	902	2202
26	IRANGAMPETA	3159	3461	6620	398	415	813	390	270	660
27	GANDEPALLE	2561	2734	5295	314	356	670	305	240	545
28	IRAJANAGGARAM	4380	5275	9655	765	763	1528	495	324	819
29	IRAJAHMUNDY (RURAL)	6209	6223	12432	1827	1681	3508	1352	1403	2755
30	IRAJAHMUNDY (URBAN)	15585	14948	30533	5172	4982	10154	6046	5617	11663
31	IKADIAM	3885	4158	8043	718	919	1637	709	656	1365
32	MANDAPPETA	5372	5438	10810	1426	1422	2848	1284	1266	2550
33	MANAPRITHI	2994	3025	6019	969	697	1666	1078	647	1725
34	IBICCAVCOLU	3295	3466	6761	701	730	1431	685	489	1174
35	PEDDAPODDI	3896	3946	7842	672	683	1355	587	497	1084
36	IKARAPA	4109	4233	8342	1290	1067	2357	1423	962	2385
37	TEALLAREVU	5392	5586	10978	877	801	1678	888	615	1503
38	IKAJULURU	4445	4563	9008	944	868	1812	741	507	1248
39	IRAMACHANDRAPURAM	5964	6199	12163	1627	1506	3133	1827	1424	3251
40	IRAYAVARAM	2888	3039	5927	783	788	1571	867	712	1579
41	IKAPILESSWARAPURAM	4193	4441	8634	726	684	1410	703	533	1236
42	KALAMURRU	4135	4223	8358	638	693	1331	677	552	1229
43	KATREYAPURAM	3380	3526	6906	680	679	1359	706	583	1289
44	IRAVULAPALEM	3929	3881	7810	970	925	1895	913	829	1742
45	IPAMARRU	4157	3905	8062	879	762	1641	619	466	1085
46	IKOTHAPPETA	4479	4475	8954	1093	1059	2152	1078	996	2074
47	IP GANDHAVARAM	3993	4031	8024	1334	1091	2425	1314	1024	2338
48	KAMBAJIIPETA	3668	3686	7354	939	842	1781	787	730	1517
49	KALINAVILLI	3658	3927	7585	1068	940	2008	1166	991	2157
50	KUMMIDIVARAM	4001	3932	7933	1123	1049	2172	1141	920	2061
51	KI POLAVARAM	3843	4118	7961	793	692	1485	925	648	1573
52	KATRENNIKONA	4752	4517	9269	853	681	1534	930	635	1565
53	KUPPALAAGUPTAM	3998	4048	8046	895	686	1581	891	721	1612
54	KAMALAPURAM	7676	7370	15046	2573	2119	4692	2859	2204	5063
55	KALLAVARAM	4229	4229	8458	912	768	1680	762	630	1392
56	KAMMIDIKUDURU	3997	3958	7955	1132	1023	2155	1041	990	2031
57	KAZOLE	3698	3763	7461	1331	1189	2520	1387	1084	2471
58	KALIKIYPURAM	4292	4240	8532	1095	1004	2099	1149	966	2115
59	SAKHINNETIPALLE	4796	4687	9483	1251	1100	2351	1220	1007	2227
T O T A L		268901	275267	544168	61485	57071	118556	61251	50381	111632

TABLE NO: 53C
ENROLMENT BY STAGES DURING 1999 - 2000

DISTNAME: EAST GODAVARI

ALL ENROLMENT

S.NO.	NAME OF THE MANDAL	I - V			VI - VII			VIII - X		
		BOYS	GIRLS	TOTAL	BOYS	GIRLS	TOTAL	BOYS	GIRLS	TOTAL
1	MAREDUMILLI	1395	1116	2511	332	133	465	320	159	479
2	Y RAMAVARAM	1485	1284	2769	235	237	472	143	171	314
3	ADDATEEGALA	2763	2600	5363	523	511	1034	525	511	1036
4	RAJAVOMMANGI	3101	2925	6026	719	663	1382	605	375	980
5	KOTANANDURU	4457	4330	8787	946	567	1513	879	314	1193
6	TUNI	7470	7570	15040	1721	1643	3364	1641	1527	3168
7	THONDANGI	5479	5576	11055	714	478	1192	427	238	665
8	GOLLAPROLU	3948	4361	8309	680	694	1374	601	516	1117
9	SANKHAVARAM	4532	4887	9419	633	465	1098	459	345	804
10	PRATHIPADU	5127	5030	10157	902	652	1554	891	529	1420
11	YELESWARAM	3561	3922	7483	592	708	1300	477	619	1096
12	GANGAVARAM	1865	2043	3908	121	166	287	102	82	184
13	RAMPACHODAVARAM	2916	2754	5670	688	621	1309	666	481	1147
14	DEVIPATNAM	2188	2281	4469	265	240	505	161	92	253
15	SEETHANAGARAM	3481	3607	7088	581	673	1254	422	455	877
16	KORUKONDA	4757	5043	9800	912	904	1816	786	580	1366
17	GOKAVARAM	4025	4114	8139	743	654	1397	847	523	1370
18	JAGGAMPETA	4272	4589	8861	798	653	1451	721	449	1170
19	KIRLAMPUDI	4253	4526	8779	648	631	1279	604	437	1041
20	PEDDAPURAM	6404	6876	13280	1583	1812	3395	1513	1585	3098
21	PITHAPURAM	6544	6940	13484	1558	1508	3066	1587	971	2558
22	KOTHAPALLI	4906	5144	10050	823	698	1521	661	508	1169
23	KAKINADA (RURAL)	7366	7093	14459	1643	1514	3157	1842	1524	3366
24	KAKINADA (URBAN)	16396	15913	32309	4655	5032	9687	5529	5987	11516
25	SAMALKOTA	6070	6377	12447	1495	1432	2927	1407	1031	2438
26	RANGAMPETA	3174	3412	6586	448	464	912	350	276	626
27	GANDEPALLE	2556	2740	5296	400	438	838	352	275	627
28	RAJANAGARAM	4693	5460	10153	729	826	1555	587	367	954
29	RAJAHMUNDRY (RURAL)	6700	6561	13261	1960	1933	3893	1450	1452	2902
30	RAJAHMUNDRY (URBAN)	14867	15003	29870	4899	5076	9975	5836	5814	1650
31	KADIAM	4045	4242	8287	813	1026	1839	772	789	1561
32	MANDAPETA	5539	5469	11008	1426	1450	2876	1272	1348	2620
33	ANAPARTHI	3158	3100	6258	990	815	1805	1076	689	1765
34	BICCAVOLU	3312	3417	6729	714	789	1503	699	527	1226
35	PEDAPUDI	4095	3894	7989	791	749	1540	607	550	1157
36	KARAPA	3821	4029	7850	1264	1090	2354	1475	1093	2568
37	THALLAREVU	5858	6059	11917	877	779	1656	800	626	1426
38	KAJULURU	4175	4308	8483	985	927	1912	786	561	1347
39	RAMACHANDRAPURAM	6161	6038	12199	1732	1662	3394	1878	1512	3390
40	RAYAVARAM	3116	3168	6284	844	803	1647	932	787	1719
41	KAPILSWARAPURAM	4014	4174	8188	747	746	1493	737	600	1337
42	ALAMURU	4122	4163	8285	667	736	1403	756	669	1425
43	ATREYAPURAM	3417	3468	6885	698	674	1372	758	682	1440
44	RAVULAPALEM	3952	3893	7845	1030	1024	2054	1097	1000	2097
45	PAMARRU	4122	4049	8171	823	819	1642	639	517	1156
46	KOTHAPETA	4414	4456	8870	1254	1207	2461	1062	1009	2071
47	P GANNAVARAM	3653	3698	7351	1234	1084	2318	1241	1055	2296
48	AMBAJIPETA	3668	3568	7236	931	893	1824	889	770	1659
49	AINAVILLI	3566	3766	7332	1099	1016	2115	1218	1031	2249
50	MUMMIDIVARAM	3973	3917	7890	1177	1384	2561	1325	1217	2542
51	I POLAVARAM	3710	3900	7610	708	711	1419	882	673	1555
52	KATRENKONA	4939	4681	9620	955	714	1669	1036	719	1755
53	UPPALAGUPTAM	3859	3873	7732	902	736	1638	954	789	1743
54	AMALAPURAM	7452	7085	14537	2626	2145	4771	3036	2553	5589
55	ALLAVARAM	4156	4211	8367	1001	881	1882	808	700	1508
56	MAMIDIKUDURU	3856	3797	7653	1138	1041	2179	1045	1033	2078
57	RAZOLE	3757	3662	7419	1290	1249	2539	1427	1283	2710
58	MALIKIPURAM	4543	4447	8990	1271	1108	2379	1197	995	2192
59	SAKHINETIPALLE	4922	4816	9738	1249	1107	2356	1185	1054	2239
T O T A L		274126	277425	551551	64182	61391	125573	63980	55024	119004

MANAGEMENT-WISE AND TYPE-WISE TEACHERS

DISTNAME: EAST GODAVARI

TYPE: PRIMARY SCHOOLS

S.NO. NAME OF THE MANDAL

1997 - 98

	GOVT	LB	PA	PUA	TOTAL	
1	MAREDUMILLI	53	27	0	0	80
2	Y RAMAWARAM	61	22	2	0	85
3	ADDATEEGALA	60	51	17	0	128
4	RAJAVOMMIANGI	46	92	7	0	145
5	KOTANANDURU	9	95	0	0	104
6	TUNI	0	151	2	52	205
7	THONDANGI	0	108	0	0	108
8	GOLLAPRODU	0	91	6	8	105
9	SANKHAWARAM	10	84	0	0	94
10	PRATHIPADU	16	80	13	21	130
11	YELESWARAM	0	68	2	3	73
12	GANGAVARAM	24	29	23	0	76
13	RAMPACHODAVARAM	47	82	20	5	154
14	DEVIPATNAM	27	42	35	0	104
15	SEETHANAGARAM	0	105	0	0	105
16	KORUKONDA	0	95	4	7	106
17	GOKAVARAM	0	106	0	7	113
18	JAGGAMPEETA	2	75	0	0	77
19	KIRLAMPUDI	0	88	0	0	88
20	PEDDAPURAM	0	137	8	15	160
21	PITHAPURAM	0	107	6	33	146
22	KOTHAPALLI	0	94	0	0	94
23	KAKINAIDAA (RURAL)	0	105	0	51	156
24	KAKUNAIDAA (URBAN)	0	130	58	54	242
25	SAMALKOTTA	0	130	23	22	175
26	RANGAMPEETA	0	75	0	0	75
27	GANDEPALLE	0	67	0	0	67
28	RAJANAIGARAM	0	110	5	0	115
29	RAJAHMUNDRY (RURAL)	0	69	30	32	131
30	RAJAHMUNDRY (URBAN)	0	175	39	76	290
31	KADIAM	0	102	0	0	102
32	MANDAPETA	0	101	2	25	128
33	ANAPARTHI	0	90	0	22	112
34	BICCAVOILLU	0	88	3	8	99
35	PEDAPUDI	0	101	2	7	110
36	KARAPA	0	125	0	0	125
37	THALLAREEVU	0	148	0	4	152
38	KAJULURU	0	151	0	1	152
39	RAMACHANDRAPURAM	0	170	14	15	199
40	RAYAVARAM	0	109	0	13	122
41	KAPILSWARAPURAM	0	155	0	12	167
42	ALAMURU	0	106	0	21	127
43	ATREYAPURAM	0	125	7	0	132
44	RAVULAPPALEM	0	134	2	0	136
45	PAMARRU	0	173	0	9	182
46	KOTHAPETA	0	162	8	10	180
47	P GANNAVARAM	0	153	0	3	156
48	AMBAJIPETA	0	155	0	14	169
49	AINAVILLI	0	128	3	0	131
50	MUMMIDIVARAM	0	139	0	4	143
51	I POLAVARAM	0	122	0	0	122
52	KATRENIKONA	0	133	0	0	133
53	UPPALAGUPTAM	0	100	0	3	103
54	AMALAPURAM	0	231	12	44	287
55	ALLAVARAM	0	161	0	0	161
56	MAMIDIKKUDURU	0	175	0	0	175
57	RAZOLE	0	154	0	0	154
58	MALIKIPURAM	0	136	0	4	140
59	SAKHINESTIPALLE	0	167	4	14	185
T O T A L	355	6684	357	619	8015	

MANAGEMENT-WISE AND TYPE-WISE TEACHERS

DISTNAME: EAST GODAVARI

TYPE: PRIMARY SCHOOLS

S.NO.	NAME OF THE MANDAL	1998 - 99				
		GOVT	LB	PA	PUA	TOTAL
1	MAREDUMILLI	48	31	0	0	79
2	Y RAMAVARAM	56	18	2	0	76
3	ADDATEEGALA	60	56	19	0	135
4	RAJAVOMMANGI	54	91	8	0	153
5	KOTANANDURU	10	115	0	0	125
6	TUNI	0	181	1	55	237
7	THONDANGI	0	134	0	7	141
8	GOLLAPROLU	0	94	5	9	108
9	SANKHAVARAM	10	115	0	0	125
10	PRATHIPADU	17	93	13	17	140
11	YELESWARAM	0	83	1	6	90
12	GANGAVARAM	25	43	24	0	92
13	RAMPACHODAVARAM	43	104	20	5	172
14	DEVIPATNAM	22	48	35	0	105
15	SEETHANAGARAM	0	136	0	10	146
16	KORUKONDA	0	120	4	0	124
17	GOKAVARAM	0	122	0	20	142
18	JAGGAMPETA	3	99	0	0	102
19	KIRLAMPUDI	0	117	0	0	117
20	PEDDAPURAM	0	157	8	20	185
21	PITHAPURAM	0	122	7	22	151
22	KOTHAPALLI	0	156	0	5	161
23	KAKINADA (RURAL)	0	149	4	63	216
24	KAKUNADA (URBAN)	0	130	55	39	224
25	SAMALKOTA	0	152	21	37	210
26	RANGAMPETA	0	101	0	0	101
27	GANDEPALLE	0	88	0	4	92
28	RAJANAGARAM	0	126	5	15	146
29	RAJAHMUNDRY (RURAL)	0	96	32	36	164
30	RAJAHMUNDRY (URBAN)	0	166	43	69	278
31	KADIAM	0	108	0	6	114
32	MANDAPETA	0	145	2	12	159
33	ANAPARTHI	0	102	18	0	120
34	BICCAVOLU	0	107	2	7	116
35	PEDAPUDI	0	130	2	7	139
36	KARAPA	0	162	0	5	167
37	THALLAREVU	0	179	0	12	191
38	KAJULURU	0	189	0	2	191
39	RAMACHANDRAPURAM	0	196	11	15	222
40	RAYAVARAM	0	120	0	9	129
41	KAPILESWARAPURAM	0	164	0	9	173
42	ALAMURU	0	127	0	20	147
43	ATREYAPURAM	0	137	5	0	142
44	RAVULAPALEM	0	157	2	0	159
45	PAMARRU	0	205	0	8	213
46	KOTHAPETA	0	182	2	22	206
47	P GANNAVARAM	0	188	0	8	196
48	AMBAJIPETA	0	170	0	2	172
49	AINAVILLI	0	153	3	0	156
50	MUMMIDIVARAM	0	168	0	15	183
51	I POLAVARAM	0	137	0	0	137
52	KATRENIKONA	0	128	0	7	135
53	UPPALAGUPTAM	0	135	0	4	139
54	AMALAPURAM	0	261	12	50	323
55	ALLAVARAM	0	166	0	0	166
56	MAMIDIKUDURU	0	204	0	0	204
57	RAZOLE	0	177	0	0	177
58	MALIKIPURAM	0	183	0	4	187
59	SAKHINETIPALLE	0	186	4	23	213
T O T A L		348	7909	370	686	93

TABLE NO: 6
MANAGEMENT-WISE AND TYPE-WISE TEACHERS

DISTNAME: EAST GODAVARI

TYPE: PRIMARY SCHOOLS

S.NO.	NAME OF THE MANDAL	1999 - 2000				TOTAL
		GOVT	LB	PA	PUA	
1	MAREDUMILLI	57	30	0	0	87
2	Y RAMAVARAM	57	19	2	0	78
3	ADDATEEGALA	54	48	15	0	117
4	RAJAVOMMANGI	54	91	7	0	152
5	KOTANANDURU	12	114	0	0	126
6	TUNI	0	174	2	55	231
7	THONDANGI	0	140	0	8	148
8	GOLLAPROLU	0	85	4	1	90
9	SANKHAVARAM	8	112	0	0	120
10	PRATHIPADU	17	75	13	44	149
11	YELESWARAM	0	83	2	16	101
12	GANGAVARAM	27	41	21	0	89
13	RAMPACHODAVARAM	42	91	19	0	152
14	DEVIPATNAM	26	47	34	0	107
15	SEETHANAGARAM	0	126	0	6	132
16	KORUKONDA	0	109	3	8	120
17	GOKAVARAM	0	121	0	27	148
18	JAGGAMPETA	3	91	0	0	94
19	KIRLAMPUDI	0	114	0	0	114
20	PEDDAPURAM	0	150	14	12	176
21	PITHAPURAM	0	116	7	36	159
22	KOTHAPALLI	0	151	0	0	151
23	KAKINAIDA (RURAL)	0	145	3	54	202
24	KAKUNAIDA (URBAN)	0	118	68	201	387
25	SAMALKOTA	0	136	21	41	198
26	RANGAMPETA	0	99	0	0	99
27	GANDEPALLE	0	72	0	6	78
28	RAJANAGARAM	0	129	0	9	138
29	RAJAHMUNDRY (RURAL)	0	77	29	39	145
30	RAJAHMUNDRY (URBAN)	0	157	44	121	322
31	KADIAM	0	112	0	6	118
32	MANDAPETA	0	108	2	13	123
33	ANAPARTHI	0	88	0	15	103
34	BICCAVOLU	0	104	3	7	114
35	PEDAPUDI	0	141	2	16	159
36	KARAPA	0	151	0	5	156
37	THALLAREVU	0	189	0	11	200
38	KAJULURU	0	180	0	1	181
39	RAMACHANDRAPURAM	0	190	13	30	233
40	RAYAVARAM	0	126	0	15	141
41	KAPILISWARAPURAM	0	154	0	14	168
42	ALAMURU	0	119	0	13	132
43	ATREYAPURAM	0	132	5	0	137
44	RAVULAPALEM	0	151	2	0	153
45	PAMARRU	0	192	0	8	200
46	KOTHAPETA	0	178	2	4	184
47	P GANNAVARAM	0	186	0	5	191
48	AMBAJIPEETA	0	168	0	10	178
49	AINAVILLI	0	139	3	0	142
50	MUMMIDIVARAM	0	165	0	5	170
51	I POLAVARAM	0	141	0	0	141
52	KATRENKONA	0	136	0	9	145
53	UPPALAGUPTAM	0	139	0	8	147
54	AMALAPURAM	0	248	12	50	310
55	ALLAVARAM	0	168	0	0	168
56	MAMIDIKUDURU	0	177	0	0	177
57	RAZOLE	0	176	0	0	176
58	MALIKIPURAM	0	178	0	3	181
59	SAKHINETTIPALLE	0	192	21	5	218
T O T A L		357	7589	373	937	9256

TABLE No: 6.2
MANAGEMENT-WISE AND TYPE-WISE TEACHERS

DISTNAME: EAST GODAVARI

TYPE: UPPER PRIMARY

S.NO.	NAME OF THE MANDAL	1997 - 98				
		GOVT	LB	PA	PUA	TOTAL
1	MAREDUMILLI	11	0	0	0	11
2	Y RAMAVARAM	22	0	0	0	22
3	ADDATEEGALA	10	0	0	0	10
4	RAJAVOMMANGI	39	0	0	0	39
5	KOTANANDURU	6	18	0	9	33
6	TUNI	0	31	0	16	47
7	THONDANGI	0	25	0	15	40
8	GOLLAPROLU	0	7	0	0	7
9	SANKHAVARAM	0	8	0	0	8
10	PRATHIPADU	0	8	0	0	8
11	YELESWARAM	0	11	0	0	11
12	GANGAVARAM	16	0	0	0	16
13	RAMPACHODAVARAM	36	0	20	18	74
14	DEVIPATNAM	5	19	11	0	35
15	SEETHANAGARAM	0	41	0	11	52
16	KORUKONDA	0	25	7	13	45
17	GOKAVARAM	0	17	18	0	35
18	JAGGAMPETA	0	14	0	22	36
19	KIRLAMPUDI	0	17	0	14	31
20	PEDDAPURAM	0	33	0	30	63
21	PITHAPURAM	0	95	0	37	132
22	KOTHAPALLI	0	29	0	0	29
23	KAKINADA (RURAL)	0	24	8	40	72
24	KAKUNADA (URBAN)	0	99	136	86	321
25	SAMALKOTA	0	41	0	7	48
26	RANGAMPETA	0	20	0	0	20
27	GANDEPALLE	0	0	0	0	0
28	RAJANAGARAM	0	20	10	0	30
29	RAJAHMUNDRY (RURAL)	0	33	25	36	94
30	RAJAHMUNDRY (URBAN)	0	93	86	57	236
31	KADIAM	0	8	0	0	8
32	MANDAPETA	0	62	0	21	83
33	ANAPARTHI	0	29	0	0	29
34	BICCAVOLU	0	33	0	8	41
35	PEDAPUDI	0	37	0	21	58
36	KARAPA	0	32	0	0	32
37	THALLAREVU	0	14	0	0	14
38	KAJULURU	0	57	0	0	57
39	RAMACHANDRAPURAM	0	69	18	8	95
40	RAYAVARAM	0	29	9	0	38
41	KAPILESWARAPURAM	0	30	0	0	30
42	ALAMURU	0	66	0	0	66
43	ATREYAPURAM	0	33	0	0	33
44	RAVULAPALEM	0	13	0	26	39
45	PAMARRU	0	51	0	0	51
46	KOTHAPETA	0	29	0	3	32
47	P GANNAVARAM	0	17	0	0	17
48	AMBAJIPETA	0	21	0	7	28
49	AINAVILLI	0	38	0	0	38
50	MUMMIDIVARAM	0	21	0	14	35
51	I POLAVARAM	0	19	0	0	19
52	KATRENIKONA	0	25	0	8	33
53	UPPALAGUPTAM	0	5	0	0	5
54	AMALAPURAM	0	30	8	22	60
55	ALLAVARAM	0	27	0	0	27
56	MAMIDIKUDURU	0	0	0	0	0
57	RAZOLE	0	7	0	25	32
58	MALIKIPURAM	0	29	0	7	36
59	SAKHINETIPALLE	3	35	0	0	38
T O T A L		148	1594	356	581	2679

MANAGEMENT-WISE AND TYPE-WISE TEACHERS

DISTNAME: EAST GODAWARI

TYPE: UPPER PRIMARY SCHOOLS

S.NO.	NAME OF THE MANDAL	1998 - 99				TOTAL
		GOVT	LB	PA	PUA	
1	MAREDUMILLI	11	0	0	0	11
2	Y RAMAVARAM	27	0	0	0	27
3	ADDATEEGALA	14	0	0	0	14
4	RAJAVOMMANGI	38	0	0	0	38
5	KOTANANDURU	7	21	0	9	37
6	TUNI	7	31	0	12	50
7	THONDANGI	0	34	0	29	63
8	GOLLAPROLU	0	16	0	8	24
9	SANKHAVARAM	0	8	0	19	27
10	PRATHIPADU	0	7	0	0	7
11	YELESWARAM	0	15	0	0	15
12	GANGAVARAM	16	0	0	0	16
13	RAMPACHODAVARAM	38	0	17	0	55
14	DEVIPATNAM	7	17	12	0	36
15	SEETHANAGARIAM	0	30	0	19	49
16	KORUKONDA	0	25	7	0	32
17	GOKAVARAM	0	17	16	0	33
18	JAGGAMPETA	0	15	0	19	34
19	KIRLAMPUDI	0	17	0	8	25
20	PEDDAPURAM	0	33	0	65	98
21	PITHAPURAM	0	96	0	38	134
22	KOTHAPALLI	0	16	0	0	16
23	KAKINADA (RURAL)	0	29	0	40	69
24	KAKUNADA (URBAN)	0	99	143	115	357
25	SAMALKOTA	0	27	0	11	38
26	RANGAMPETA	0	20	0	0	20
27	GANDEPALLE	0	0	0	0	0
28	RAJANAGARAM	0	34	10	0	44
29	RAJAHMUNDRY (RURAL)	0	36	27	72	135
30	RAJAHMUNDRY (URBAN)	0	87	80	65	232
31	KADIAM	0	26	0	7	33
32	MANDAPETA	0	48	0	36	84
33	ANAPARTHI	0	23	0	0	23
34	BICCAVOLU	0	30	0	7	37
35	PEDAPUDI	0	28	0	23	51
36	KARAPA	0	32	0	0	32
37	THALLAREVU	0	22	0	0	22
38	KAJULURU	0	46	0	5	51
39	RAMACHANDRAPURAM	0	61	17	10	88
40	RAYAVARAM	0	9	9	8	26
41	KAPILESWARAPURAM	0	27	0	0	27
42	ALAMURU	0	67	0	0	67
43	ATREYAPURAM	0	34	0	0	34
44	RAVULAPALEM	0	21	0	36	57
45	PAMARRU	0	50	0	0	50
46	KOTHAPETA	0	37	0	8	45
47	P GANNAVARIAM	0	19	0	0	19
48	AMBAJIPETA	0	21	0	10	31
49	AINAVILLI	0	37	0	0	37
50	MUMMIDIVARIAM	0	20	0	15	35
51	I POLAVARAM	0	22	0	0	22
52	KATRENIKONJA	0	26	0	0	26
53	UPPALAGUPTIAM	0	10	0	0	10
54	AMALAPURAM	0	28	9	38	75
55	ALLAVARAM	0	33	0	0	33
56	MAMIDIKUDURU	0	0	0	0	0
57	RAZOLE	0	7	0	21	28
58	MALIKIPURAM	0	28	0	5	33
59	SAKHINETIPALLE	6	34	0	13	53
T O T A L		171	1576	347	771	2865

TABLE No: 62
MANAGEMENT-WISE AND TYPE-WISE TEACHERS

DISTNAME: EAST GODAVARI

TYPE: UPPER PRIMARY SCHOOLS

S.NO.	NAME OF THE MANDAL	1999 - 2000				TOTAL
		GOVT	LB	PA	PUA	
1	MAREDUMILLI	9	0	0	0	9
2	Y RAMAVARAM	29	0	0	0	29
3	ADDATEEGALA	13	5	0	0	18
4	RAJAVOMMANGI	35	0	0	0	35
5	KOTANANDURU	3	24	0	25	52
6	TUNI	0	20	7	19	46
7	THONDANGI	0	32	0	23	55
8	GOLLAPROLU	0	28	0	15	43
9	SANKHAVARAM	0	10	0	27	37
10	PRATHIPADU	0	9	0	0	9
11	YELESWARAM	0	15	0	0	15
12	GANGAVARAM	14	0	0	0	14
13	RAMPACHODAVARAM	29	0	15	44	88
14	DEVIPATNAM	6	19	12	0	37
15	SEETHANAGARAM	0	37	0	18	55
16	KORUKONDA	0	39	7	14	60
17	GOKAVARAM	0	16	16	0	32
18	JAGGAMPETA	0	19	0	40	59
19	KIRLAMPUDI	0	15	0	13	28
20	PEDDAPURAM	0	30	0	65	95
21	PITHAPURAM	0	95	0	32	127
22	KOTHAPALLI	0	6	0	0	6
23	KAKINADA (RURAL)	0	33	0	55	88
24	KAKUNADA (URBAN)	0	96	139	118	353
25	SAMALKOTA	0	35	0	28	63
26	RANGAMPETA	0	20	0	0	20
27	GANDEPALLE	0	14	0	0	14
28	RAJANAGARAM	0	29	5	5	39
29	RAJAHMUNDRY (RURAL)	0	66	21	31	118
30	RAJAHMUNDRY (URBAN)	0	88	91	103	282
31	KADIAM	0	24	0	9	33
32	MANDAPETA	0	53	0	52	105
33	ANAPARTHI	0	35	0	0	35
34	BICCAVOLU	0	28	0	8	36
35	PEDAPUDI	0	11	0	39	50
36	KARAPA	0	49	0	0	49
37	THALLAREVU	0	19	0	0	19
38	KAJULURU	0	43	0	3	46
39	RAMACHANDRAPURAM	0	49	18	16	83
40	EAYAVARAM	0	0	9	0	9
41	EAPILESWARAPURAM	0	33	0	6	39
42	ALAMURU	0	58	0	0	58
43	ATREYAPURAM	0	19	0	0	19
44	FAVULAPALEM	0	21	0	17	38
45	FAMARRU	0	37	0	0	37
46	KOTHAPETA	0	37	0	41	78
47	F GANNAVARAM	0	12	0	0	12
48	AMBAJIPETA	0	21	0	11	32
49	AINAVILLI	0	42	0	0	42
50	MUMMIDIVARAM	0	23	0	29	52
51	I POLAVARAM	0	21	0	0	21
52	KATRENIKONA	0	25	0	0	25
53	UPPALAGUPTAM	0	8	0	0	8
54	AMALAPURAM	0	27	10	35	72
55	ALLAVARAM	0	32	0	0	32
56	MAMIDIKUDURU	0	21	0	0	21
57	RAZOLE	0	7	0	29	36
58	MALIKIPURAM	0	27	0	16	43
59	SAKHINETIPALLE	5	35	0	18	58
T O T A L		143	1617	350	1004	3114

MANAGEMENT-WISE AND TYPE-WISE TEACHERS
DISTNAME: EAST GODAVARI

TYPE: HIGH SCHOOLS

S.NO.	NAME OF THE MANDAL	1997 - 98				
		GOVT	LB	PA	PUA	TOTAL
1	MAREDUMILLI	40	6	0	0	46
2	Y RAMAVARAM	24	17	0	0	41
3	ADDATEEGALA	34	29	0	0	63
4	RAJAVOMMANGI	38	23	0	0	61
5	KOTANANDURU	21	43	0	0	64
6	TUNI	29	75	0	23	127
6	THONDANGI	0	39	0	0	39
6	GOLLAPROLU	0	56	0	0	56
9	SANKHAVARAM	10	30	0	0	40
10	PRATHIPADU	0	39	6	22	67
11	YELESWARAM	41	16	0	0	57
12	GANGAVARAM	24	8	0	0	32
13	RAMPACHODAVARAM	71	8	0	0	79
14	DEVIPATNAM	9	18	0	0	27
15	SEETHANAGARAM	24	0	0	0	24
16	KORUKONDA	0	45	0	0	45
17	GOKAVARAM	12	48	13	0	73
18	JAGGAMPETA	0	27	0	0	27
19	KIRLAMPUDI	0	31	0	0	31
20	PEDDAPURAM	26	53	63	0	142
21	PITHAPURAM	17	50	16	25	108
22	KOTHAPALLI	0	50	0	0	50
23	KAKINADA (RURAL)	0	95	0	101	196
24	KAKUNADA (URBAN)	157	163	187	230	737
25	SAMALKOTA	0	58	15	7	80
26	RANGAMPETA	0	28	0	0	28
27	GANDEPALLE	0	35	0	0	35
28	RAJANAGARAM	0	35	0	0	35
29	RAJAHMUNDRY (RURAL)	0	81	37	51	169
30	RAJAHMUNDRY (URBAN)	105	154	379	128	766
31	KADIAM	0	76	0	0	76
32	MANDAPETA	0	89	0	13	102
33	ANAPARTHI	22	68	0	12	102
34	BICCAVOLU	0	51	0	0	51
35	PEDAPUDI	0	35	12	0	47
36	KARAPA	0	107	0	0	107
37	THALLAREVU	0	55	0	0	55
38	KAJULURU	0	22	23	0	45
39	RAMACHANDRAPURAM	0	71	45	76	192
40	RAYAVARAM	0	72	0	0	72
41	KAPILESWARAPURAM	0	78	0	0	78
42	ALAMURU	0	26	0	17	43
43	ATREYAPURAM	0	36	0	0	36
44	RAVULAPALEM	0	82	0	10	92
45	PAMARRU	0	60	0	0	60
46	KOTHAPETA	0	75	21	0	96
47	P GANNAVARAM	0	97	0	26	123
48	AMBAJIPETA	0	79	0	0	79
49	AINAVILLI	0	79	0	0	79
50	MUMMIDIVARAM	15	74	0	9	98
51	I POLAVARAM	0	49	0	0	49
52	KATRENIKONA	0	55	0	0	55
53	UPPALAGUPTAM	0	53	0	0	53
54	AMALAPURAM	27	191	30	66	314
55	ALLAVARAM	0	57	0	17	74
56	MAMIDIKUDURU	0	105	0	0	105
57	RAZOLE	0	120	0	18	138
58	MALIKIPURAM	0	50	0	0	50
59	SAKHINETIPALLE	0	69	26	0	95
T O T A L		746	3441	873	851	5911

MANAGEMENT-WISE AND TYPE-WISE TEACHERS

DISTNAME: EAST GODAVARI

TYPE: HIGH SCHOOLS

S.NO.	NAME OF THE MANDAL	1998 - 99				TOTAL
		GOVT	LB	PA	PUA	
1	MAREDUMILLI	42	8	0	0	50
2	Y RAMAVARAM	18	12	0	0	30
3	ADDATEEGALA	33	27	0	0	60
4	RAJAVOMMANGI	40	22	0	0	62
5	KOTANANDURU	20	41	0	0	61
6	TUNI	42	77	0	30	149
7	THONDANGI	0	38	0	0	38
8	GOLLAPROLU	0	58	0	0	58
9	SANKHAVARAM	7	30	0	0	37
10	PRATHIPADU	0	41	6	22	69
11	YELESWARAM	38	0	0	0	38
12	GANGAVARAM	21	5	0	0	26
13	RAMPACHODAVARAM	88	5	0	21	114
14	DEVIPATNAM	9	13	0	0	22
15	SEETHANAGARAM	25	8	0	14	47
16	KORUKONDA	20	48	0	0	68
17	GOKAVARAM	15	52	15	0	82
18	JAGGAMPETA	21	29	0	0	50
19	KIRLAMPUDI	22	31	0	0	53
20	PEDDAPURAM	26	50	65	0	141
21	PITHAPURAM	37	48	17	18	120
22	KOTHAPALLI	0	57	0	0	57
23	KAKINADA (RURAL)	0	102	0	90	192
24	KAKUNADA (URBAN)	78	130	171	325	704
25	SAMALKOTA	20	70	20	15	125
26	RANGAMPETA	0	29	0	0	29
27	GANDEPALLE	0	32	0	0	32
28	RAJANAGARAM	0	37	0	0	37
29	RAJAHMUNDRY (RURAL)	0	70	38	49	157
30	RAJAHMUNDRY (URBAN)	106	166	359	119	750
31	KADIAM	0	74	0	0	74
32	MANDAPETA	13	102	0	11	126
33	ANAPARTHI	23	68	0	12	103
34	BICCAVOLU	0	53	0	0	53
35	PEDAPUDI	0	37	12	0	49
36	KARAPA	0	110	0	0	110
37	THALLAREVU	0	56	0	0	56
38	KAJULURU	0	27	23	0	50
39	RAMACHANDRAPURAM	23	79	45	60	207
40	RAYAVARAM	0	92	0	10	102
41	KAPILESWARAPURAM	0	76	0	0	76
42	ALAMURU	18	28	0	15	61
43	ATREYAPURAM	0	40	0	0	40
44	RAVULAPALEM	0	87	0	0	87
45	PAMARRU	0	65	0	0	65
46	KOTHAPETA	16	74	18	0	108
47	P GANNAVARAM	0	102	0	12	114
48	AMBAJIPETA	0	77	0	11	88
49	AINAVILLI	0	82	0	0	82
50	MUMMIDIVARAM	18	73	0	6	97
51	I POLAVARAM	0	53	0	0	53
52	KATRENIKONA	0	52	0	9	61
53	UPPALAGUPTAM	0	56	0	0	56
54	AMALAPURAM	28	188	30	83	329
55	ALLAVARAM	0	59	0	17	76
56	MAMIDIKUDURU	0	109	0	0	109
57	RAZOLE	0	121	0	24	145
58	MALIKIPURAM	0	49	0	0	49
59	SAKHINETIPALLE	0	69	26	0	95
T O T A L		867	3494	845	973	6179

MANAGEMENT-WISE AND TYPE-WISE TEACHERS

DISTNAME: EAST GODAVARI

TYPE: HIGH SCHOOLS

S.NO.	NAME OF THE MANDAL	1999 - 2000				TOTAL
		GOVT	LB	PA	PUA	
1	MAREIDUMILLI	32	8	0	0	40
2	Y RAMAVARAM	8	5	0	0	13
3	ADDATTEEGALA	31	28	0	0	59
4	RAJAVOMMANGI	38	20	0	0	58
5	KOTANANDURU	22	42	0	0	64
6	TUNI	19	90	0	74	183
7	THONDANGI	0	41	0	0	41
8	GOLLAPROLU	0	55	0	0	55
9	SANKHAVARAM	18	16	0	0	34
10	PRATHI PADU	0	43	0	59	102
11	YELESWARAM	43	19	0	0	62
12	GANGAVARAM	8	15	0	0	23
13	RAMPACHODAVARAM	65	5	0	0	70
14	DEVIIPATNAM	10	14	0	0	24
15	SEETHANAGARAM	24	6	0	13	43
16	KORUKONDA	20	44	0	0	64
17	GOKAVARAM	14	49	16	0	79
18	JAGGAMPETA	19	29	0	0	48
19	KIRLAMPUDI	21	27	0	0	48
20	PEDDAPURAM	28	48	60	0	136
21	PITHAPURAM	28	42	23	21	114
22	KOTHAPALLI	0	45	0	0	45
23	KAKINADA (RURAL)	0	91	0	78	169
24	KAKUNADA (URBAN)	83	132	193	287	695
25	SAMALKOTA	20	67	11	17	115
26	RANGAMPETA	0	26	0	0	26
27	GANDEPALLE	0	29	0	0	29
28	RAJANAGARAM	0	43	0	0	43
29	RAJAHMUNDRY (RURAL)	0	75	49	52	176
30	RAJAHMUNDRY (URBAN)	94	148	267	128	637
31	KADITAM	0	71	0	0	71
32	MANDAPETA	12	115	0	8	135
33	ANAPARTHI	22	60	0	10	92
34	BICCAVOLU	0	51	0	0	51
35	PEDAPUDI	10	50	0	0	60
36	KARAPA	0	107	0	0	107
37	THALLAREVU	0	53	0	0	53
38	KAJULURU	0	49	0	0	49
39	RAMACHANDRAPURAM	22	84	36	85	227
40	RAYAVARAM	0	91	0	19	110
41	KAPILLESWARAPURAM	0	74	0	0	74
42	ALAMURU	17	38	0	17	72
43	ATREYAPURAM	0	53	24	0	77
44	RAVULAPALEM	0	85	0	14	99
45	PAMPARRU	0	63	0	0	63
46	KOTHAPETA	16	73	17	0	106
47	P GANNAVARAM	0	95	0	18	113
48	AMBAJIPETA	0	74	0	13	87
49	AINAVILLI	0	74	0	0	74
50	MUMMIDIVARAM	14	77	0	10	101
51	I POLAVARAM	0	45	0	0	45
52	KATIRENIKONA	0	49	0	10	59
53	UPP/ALAGUPTAM	0	50	0	0	50
54	AMAILAPURAM	22	181	33	84	320
55	ALLAVARAM	0	56	0	8	64
56	MAMIDIKUDURU	0	107	0	0	107
57	RAZOLE	0	110	0	30	140
58	MALIKIPURAM	0	49	32	0	81
59	SAKHINETIPALLE	0	60	0	26	86
T O T A L		780	3446	761	1081	6068

TEACHER PUPIL RATIO

DISTRICT - EAST GODAVARI

S NO	NAME OF MANDAL	1997-98		1998-99		1999-2000	
		PRIMARY	U.P	PRIMARY	U.P	PRIMARY	U.F
1	MAREDUMILLI	25	20	27	24	22	25
2	Y RAMAVARAM	24	19	24	18	32	27
3	ADDATEEGALA	37	39	36	30	32	38
4	RAJAVOMMANGI	37	16	35	22	32	22
5	KOTANANDURU	62	45	56	38	47	39
6	TUNI	56	60	53	54	54	49
7	THONDANGI	67	55	59	38	53	44
8	GOLLAPROLU	77	75	73	61	53	47
9	SANKHAVARAM	82	57	63	30	54	35
10	PRATHIPADI	71	56	68	64	50	54
11	YELESWARAM	85	84	74	62	57	65
12	GANGAVARAM	44	30	38	25	37	29
13	RAMPACHODAVARAM	30	22	27	26	28	20
14	DEVIPATNAM	31	37	32	40	27	30
15	SEETHANAGARAM	54	41	41	35	38	33
16	KORUKONDA	65	59	57	74	49	46
17	GOKAVARAM	52	44	45	46	40	43
18	JAGGAMPETA	81	37	71	45	62	34
19	KIRLAMPUDI	79	42	65	49	60	32
20	PEDDAPURAM	64	40	60	28	56	28
21	PITHAPURAM	54	47	53	49	50	39
22	KOTHAPALLI	75	67	53	77	53	55
23	KAKINADA (RURAL)	53	43	49	44	47	35
24	KAKUNADA (URBAN)	47	37	56	39	49	35
25	SAMALKOTA	54	48	51	51	47	38
26	RANGAMPETA	68	58	55	68	51	51
27	GANDEPALLE	72	0	58	0	50	79
28	RAJANAGARAM	65	59	50	73	53	41
29	RAJAHMUNDRY(RURAL)	54	48	53	37	51	45
30	RAJAHMUNDRY(URBAN)	50	43	50	46	44	37
31	KADIAM	70	70	58	53	52	45
32	MANDAPETA	59	38	48	46	52	39
33	ANAPARTHI	41	54	41	53	43	50
34	BICCAVOLU	51	45	46	52	44	47
35	PEDAPUDI	55	38	47	37	42	26
36	KARAPA	53	60	42	56	37	35
37	THALLAREVU	65	49	53	49	47	34
38	KAJULURU	45	43	38	46	36	44
39	RAMACHANDRAPURAM	41	39	38	40	37	37
40	RAYAVARAM	37	35	37	34	41	36
41	KAPILESWARAPURAM	43	42	43	51	40	40
42	ALAMURU	49	37	45	35	47	35
43	ATREYAPURAM	40	41	41	45	41	36
44	RAVULAPALEM	44	39	38	40	38	37
45	PAMARRU	40	36	33	35	37	31
46	KOTHAPETA	38	55	35	41	34	31
47	P GANNAVARAM	46	53	37	47	35	34
48	AMBAJIPETA	39	42	37	41	35	31
49	AINAVILLI	47	53	39	57	38	42
50	MUMMIDIVARAM	50	33	39	33	40	27
51	IPOLAVARAM	55	72	52	62	47	42
52	KATRENIKONA	53	58	54	92	50	52
53	UPPALAGUPTAM	72	66	56	50	48	41
54	AMALAPURAM	45	33	40	32	40	31
55	ALLAVARAM	43	42	44	41	43	36
56	MAMIDIKUDURU	43	0	39	0	37	4
57	RAZOLE	42	30	36	28	35	21
58	MALIKIPURAM	53	38	41	42	42	31
59	SAKHINEPALLE	42	50	38	42	38	31
	TOTAL	51	43	46	43	44	31

TABLE NO. 5.7.1

DROPOUT RATES CLASSES I - V

DIST NAME: EAST GODAVARI

ALL

1997-98

S.NO	NAME OF THE MANDAL	CLASS - I (1993-94)			CLASS - V (1997-98)			DROPOUT RATE		
		BOYS	GIRLS	TOTAL	BOYS	GIRLS	TOTAL	BOYS	GIRLS	TOTAL
1	MARLEDUMILLI	553	436	989	172	71	243	68.90	83.72	75.43
2	Y RAMAVARAM	780	641	1421	152	114	266	80.51	82.22	81.28
3	ADDATEEGALA	978	982	1960	314	328	642	67.89	66.60	67.24
4	RAJJAVOMMANGI	983	883	1866	397	315	712	59.61	64.33	61.84
5	KOTANANDURU	1067	992	2059	470	397	867	55.95	59.98	57.89
6	TUNNI	1650	1540	3190	1004	867	1871	39.15	43.70	41.35
7	THONDANGI	1060	1053	2113	405	388	793	61.79	63.15	62.47
8	GOLLAPROLU	1273	1293	2566	482	510	992	62.14	60.56	61.34
9	SHANIKHAVARAM	921	951	1872	379	418	797	58.85	56.05	57.43
10	PHRATHIPADU	1114	1150	2264	512	534	1046	54.04	53.57	53.80
11	YELLESWARAM	779	829	1608	432	435	867	44.54	47.53	46.08
12	GHANAVARAM	762	779	1541	172	188	360	77.43	75.87	76.64
13	RAMIPACHODAVARAM	1137	1057	2194	452	323	775	60.25	69.44	64.68
14	DEVIPATNAM	772	813	1585	217	239	456	71.89	70.60	71.23
15	SHEETHANAGARAM	944	951	1895	462	462	924	51.06	51.42	51.24
16	KORUKONDA	1235	1242	2477	554	582	1136	55.14	53.14	54.14
17	GOKAVARAM	969	1010	1979	444	503	947	54.18	50.20	52.15
18	JAGGAMPETA	1049	1019	2068	411	413	824	60.82	59.47	60.15
19	KIRLAMPUDI	962	1078	2040	364	441	805	62.16	59.09	60.54
20	PIEDAPURAM	1540	1712	3252	796	1030	1826	48.31	39.84	43.85
21	PITHAPURAM	1821	1804	3625	932	1050	1982	48.82	41.80	45.32
22	KOTHPALLI	1077	1184	2261	468	539	1007	56.55	54.48	55.46
23	KAKINADA (RURAL)	1471	1443	2914	929	916	1845	36.85	36.52	36.68
24	KAKUNADA (URBAN)	3594	3866	7460	2299	2473	4772	36.03	36.03	36.03
25	SAMALKOTA	1655	1714	3369	775	855	1630	53.17	50.12	51.62
26	RANGAMPETA	727	807	1534	344	423	767	52.68	47.58	50.00
27	GANDEPALLE	570	635	1205	286	334	620	49.82	47.40	48.55
28	RAJANAGARAM	1061	1180	2241	476	601	1077	55.14	49.07	51.94
29	RAJAHMUNDRY (RURAL)	1000	943	1943	962	955	1917	3.80	-1.27	1.34
30	RAJAHMUNDRY (URBAN)	4250	4322	8572	2899	2924	5823	31.79	32.35	32.07
31	KADIAM	901	1007	1908	499	588	1087	44.62	41.61	43.03
32	MANDAPETA	1286	1226	2512	732	825	1557	43.08	32.71	38.02
33	ANAPARTHI	679	688	1367	464	463	927	31.66	32.70	32.19
34	BICCAVOLU	794	793	1587	447	527	974	43.70	33.54	38.63
35	PEDAPUDI	946	990	1936	534	624	1158	43.55	36.97	40.19
36	KAPAPA	1098	1083	2181	662	625	1287	39.71	42.29	40.99
37	KAPAPA	1098	1083	2181	662	625	1287	39.71	42.29	40.99
38	KAPAPA	1098	1083	2181	662	625	1287	39.71	42.29	40.99
39	KAPAPA	1098	1083	2181	662	625	1287	39.71	42.29	40.99
40	KAPAPA	1098	1083	2181	662	625	1287	39.71	42.29	40.99
41	KAPILESWARAPURAM	1036	1047	2083	553	619	1172	46.62	40.86	43.74
42	ALAMURU	990	1050	2040	523	580	1103	47.17	44.76	45.93
43	ATREYAPURAM	972	1050	2022	516	492	1008	46.91	53.14	50.15
44	RAVULAPALEM	1039	1073	2112	673	644	1317	35.23	39.98	37.64
45	PAMARRU	1220	1217	2437	677	684	1361	44.51	43.80	44.15
46	KOTHAPETA	1222	1173	2395	645	657	1302	47.22	43.99	45.64
47	P GANNAVARAM	1276	1177	2453	725	676	1401	43.18	42.57	42.89
48	AMBAJIPETA	1075	1116	2191	613	619	1232	42.98	44.53	43.77
49	AINAVILLI	1150	1169	2319	567	571	1138	50.70	51.15	50.93
50	MUMMIDIVARAM	1136	1161	2297	648	680	1328	42.96	41.43	42.19
51	I POLAVARAM	937	978	1915	494	516	1010	47.28	47.24	47.26
52	KATRENKONA	1078	916	1994	562	472	1034	47.87	48.47	48.14
53	UPPALAGUPTAM	1006	986	1992	602	540	1142	40.16	45.23	42.67
54	AMALAPURAM	1847	1863	3710	1312	1303	2615	28.97	30.06	29.51
55	ALLAVARAM	1107	1027	2134	593	524	1117	46.43	48.98	47.66
56	MAMIDIKUDURU	944	908	1852	689	681	1370	27.01	25.00	26.03
57	RAZOLE	1111	1107	2218	634	660	1294	42.93	40.38	41.66
58	MALINIPURAM	1173	1195	2368	680	711	1391	42.03	40.50	41.26
59	SAKHINETIPALLE	1091	1120	2211	771	720	1491	29.33	35.71	32.56
TOTAL		69913	70469	140382	37527	38572	76099	46.32	45.26	45.79

S NO	NAME OF THE MANDAL	CLASS - I (1994-95)			CLASS - V (1998-99)			DROP-OUT RATE		
		BOYS	GIRLS	TOTAL	BOYS	GIRLS	TOTAL	BOYS	GIRLS	TOTAL
1	MAREDUMILLI	537	404	941	136	88	224	74.67	78.22	76.20
2	Y RAMAVARAM	591	483	1074	132	131	263	77.66	72.88	75.51
3	ADDATEEGALA	918	883	1801	274	292	566	70.15	66.93	68.57
4	RAJAVOMMANGI	946	909	1855	382	447	829	59.62	50.83	55.31
5	KOTANANDURU	1082	1043	2125	503	509	1012	53.51	51.20	52.38
6	TUNI	1532	1657	3189	1063	1080	2143	30.61	34.82	32.80
7	THONDANGI	942	963	1905	480	441	921	49.04	54.21	51.65
8	GOLLAFROLU	1118	1180	2298	501	578	1079	55.19	51.02	53.05
9	SANKHAVARAM	947	951	1898	472	437	909	50.16	54.05	52.11
10	PRATHIPADU	1095	1015	2110	575	533	1108	47.49	47.49	47.49
11	YELESWARAM	718	888	1606	472	557	1029	34.26	37.27	35.93
12	GANGAVARAM	668	665	1333	202	222	424	69.76	66.62	68.19
13	RAMPACHODAVARAM	1114	992	2106	390	401	791	64.99	59.58	62.34
14	DEVIPATNAM	719	711	1430	252	284	536	64.95	60.06	62.52
15	SEETHANAGARAM	844	878	1722	506	538	1044	40.05	38.72	39.37
16	KORUKONDA	973	1173	2146	513	614	1127	47.28	47.66	47.48
17	GOKAVARAM	939	974	1913	494	530	1024	47.39	45.59	46.47
18	JAGGANPETA	1036	981	2017	466	392	858	55.02	60.04	57.46
19	KIRLANPUDI	921	1037	1958	428	516	944	53.53	50.24	51.79
20	PEDDAFURAM	1584	1734	3318	844	1211	2055	46.72	30.16	38.07
21	PITHAFURAM	1656	1649	3305	889	1005	1894	46.32	39.05	42.69
22	KOTHAFALLI	1167	1154	2321	581	560	1141	50.21	51.47	50.84
23	KAKINADA (RURAL)	1975	2013	3988	999	991	1990	49.42	50.77	50.10
24	KAKUNADA (URBAN)	3168	3165	6333	2437	2558	4995	23.07	19.18	21.13
25	SAMALKOTA	1427	1502	2929	802	936	1738	43.80	37.68	40.66
26	RANGANPETA	648	836	1484	375	437	812	42.13	47.73	45.28
27	GANDEPALLE	577	646	1223	305	344	649	47.14	46.75	46.95
28	RAJANAGARAM	1236	1224	2460	518	713	1231	58.09	41.75	49.96
29	RAJAHMUNDRY (RURAL)	1322	1487	2809	1001	1052	2053	24.28	29.25	26.91
30	RAJAHMUNDRY (URBAN)	3634	3324	6958	2885	2772	5657	20.61	16.61	18.70
31	KADIAN	839	859	1698	515	616	1131	38.62	28.29	33.39
32	MANDAPETA	1301	1340	2641	843	883	1726	35.20	34.10	34.65
33	ANAPATHI	648	635	1283	452	483	935	30.25	23.94	27.17
34	BICCAVOLU	830	801	1631	485	521	1006	41.57	34.96	38.32
35	PEDAPUDI	924	1095	2019	585	663	1248	36.69	39.45	38.17
36	KARAPA	1155	1163	2318	627	641	1268	45.71	44.88	45.30
37	PAJANAVARAM	824	89	913	453	440	893	43.73	44.23	43.98
41	KAPILSWARAPURAM	1028	1040	2068	603	685	1288	41.34	34.13	37.72
42	ALAMUFU	1055	1264	2319	530	636	1166	49.76	49.68	49.72
43	ATREYAPURAM	839	963	1802	482	573	1055	42.55	40.50	41.45
44	RAVULAPALEM	937	1021	1958	662	716	1378	29.35	29.87	29.62
45	PAMARFU	1200	1206	2406	622	683	1305	48.17	43.37	45.76
46	KOTHAPETA	1189	1144	2333	728	671	1399	38.77	41.35	40.03
47	P GANNAVARAM	1171	1160	2331	787	767	1554	32.79	33.88	33.33
48	AMBAJIPETA	1045	1069	2114	605	602	1207	42.11	43.69	42.90
49	AINAVILLI	1166	1199	2365	576	619	1195	50.60	48.37	49.47
50	MUMMITIVARAM	1099	1058	2157	715	697	1412	34.94	34.12	34.54
51	I POLAVARAM	922	990	1912	512	619	1131	44.47	37.47	40.85
52	KATRETKONA	1036	987	2023	632	517	1149	39.00	47.62	43.20
53	UPPALAGUPTAM	988	1005	1993	580	591	1171	41.30	41.19	41.24
54	AMALAFURAM	1713	1754	3467	1340	1376	2716	21.77	21.55	21.66
55	ALLAVARAM	1065	1104	2169	597	635	1232	43.94	42.48	43.20
56	MAMIDIKUDURU	870	856	1726	713	667	1380	18.05	22.08	20.05
57	RAZOLI	922	995	1917	666	743	1409	27.77	25.33	26.55
58	MALIKPURAM	1129	1105	2235	676	680	1356	40.17	38.52	39.35
59	SAKHINETIPALLE	1022	1032	2054	789	800	1589	27.80	27.48	27.64
	TOTAL	64057	68182	132239	39151	41302	80453	41.62	39.42	40.52

DROP-OUT RATES CLASSES I - V
ALL

DIST NAME: EAST GODAVARI

1999-00

S.NO	NAME OF THE MANDAL	CLASS - I (1995-96)			CLASS - V (1999-00)			DROP-OUT RATE		
		BOYS	GIRLS	TOTAL	BOYS	GIRLS	TOTAL	BOYS	GIRLS	TOTAL
1	MAREDUMILLI	595	574	1169	219	125	344	63.19	78.22	70.57
2	Y RAMAVARAM	636	583	1219	217	164	381	65.88	71.87	68.74
3	ADDATEEGALA	915	831	1746	389	347	736	57.49	58.24	57.85
4	RAJAVONMANGI	1050	1017	2067	495	452	947	52.86	55.56	54.18
5	KOTANANDURU	857	926	1783	619	536	1155	27.77	42.12	35.22
6	TUNI	1662	1578	3240	1141	1115	2256	31.35	29.34	30.37
7	THONDANGI	1071	1115	2186	627	551	1178	41.46	50.58	46.11
8	GOLLAPROLU	1115	1165	2280	528	608	1136	52.65	47.81	50.18
9	SANKHAVARAM	1172	1237	2409	544	554	1098	53.58	55.21	54.42
10	PRATHIPADU	1266	1273	2539	702	673	1375	44.55	47.13	45.84
11	YELESWARAM	938	955	1893	516	605	1121	44.99	36.65	40.78
12	GANGAVARAM	806	859	1665	182	245	427	77.42	71.48	74.35
13	RAMPACHODAVARAM	1164	1016	2180	493	399	892	57.65	60.73	59.08
14	DEVIPATNAM	804	852	1656	282	340	622	64.93	60.09	62.44
15	SEETHANAGARAM	844	901	1745	460	570	1030	45.50	36.74	40.97
16	KORUKONDA	1100	1179	2279	626	715	1341	43.09	39.36	41.16
17	GOKAVARAM	1006	1005	2011	528	527	1055	47.51	47.56	47.54
18	JAGGAMPETA	921	982	1903	456	498	954	50.49	49.29	49.87
19	KIRLAMPUDI	1000	1015	2015	468	615	1083	53.20	39.41	46.25
20	PEDDAPURAM	1545	1651	3196	897	1172	2069	41.94	29.01	35.26
21	PITHAPURAM	1590	1604	3194	934	1008	1942	41.26	37.16	39.20
22	KOTHAPALLI	1265	1294	2559	589	578	1167	53.44	55.33	54.40
23	KAKINADA (RURAL)	1563	1480	3043	1103	1051	2154	29.43	28.99	29.21
24	KAKUNADA (URBAN)	3241	3372	6613	2599	2670	5269	19.81	20.82	20.32
25	SAMALKOTA	1548	1532	3080	917	950	1867	40.76	37.99	39.38
26	RANGAMPETA	673	750	1423	399	459	858	40.71	38.80	39.70
27	GANDEPALLE	597	644	1241	315	369	684	47.24	42.70	44.88
28	HAJANAGARAM	1060	1120	2180	546	797	1343	48.49	28.84	38.39
29	RAJAHMUNDRY (RURAL)	1436	1319	2755	1128	1054	2182	21.45	20.09	20.80
30	RAJAHMUNDRY (URBAN)	3480	3343	6823	2616	2749	5365	24.83	17.77	21.37
31	KADIAM	789	800	1589	561	645	1206	28.90	19.38	24.10
32	MANDAPETA	1217	1240	2457	900	976	1876	26.05	21.29	23.65
33	ANAPARTHI	594	619	1213	495	495	990	16.67	20.03	18.38
34	BICCAVOLU	780	823	1603	524	544	1068	32.82	33.90	33.37
35	PEDAPUDI	921	880	1801	672	630	1302	27.04	28.41	27.71
36	KARAPA	1041	1081	2122	624	675	1299	40.06	37.56	38.78
37	THALLAREVU	1095	1143	2238	893	994	1887	18.45	13.04	15.68
38	KAJULURU	1200	1191	2391	664	750	1414	44.67	37.03	40.86
39	RAMACHANDRAPURAM	1471	1469	2940	1041	1035	2076	29.23	29.54	29.39
40	RAYAVARAM	725	750	1475	503	517	1020	30.62	31.07	30.85
41	KAPILSWARAPURAM	999	1059	2058	638	663	1301	36.14	37.39	36.78
42	ALAMURU	1040	956	1996	581	632	1213	44.13	33.89	39.23
43	ATREYAPURAM	853	916	1769	524	610	1134	38.57	33.41	35.90
44	RAVULAPALEM	965	946	1911	658	752	1410	31.81	20.51	26.22
45	PAMPARRU	1178	1153	2331	697	686	1383	40.83	40.50	40.67
46	KOTHAPETA	1077	1079	2156	744	746	1490	30.92	30.86	30.89
47	P GANNAVARAM	1056	1083	2139	680	723	1403	35.61	33.24	34.41
48	AMBAJIPETA	931	1002	1933	641	649	1290	31.15	35.23	33.26
49	AINAVILLI	1146	1175	2321	614	631	1245	46.42	46.30	46.36
50	MUMMIDIVARAM	992	1027	2019	766	709	1475	22.78	30.96	26.94
51	I POLAVARAM	938	990	1928	559	627	1186	40.41	36.67	38.49
52	KATRENIKONA	1032	1011	2043	649	598	1247	37.11	40.85	38.96
53	UPPALAGUPTAM	858	940	1798	633	653	1286	26.22	30.53	28.48
54	AMALAPURAM	1699	1752	3451	1279	1288	2567	24.72	26.48	25.62
55	ALLAVARAM	1064	1107	2171	679	716	1395	36.18	35.32	35.74
56	MAMIDIKUDURU	820	831	1651	681	648	1329	16.95	22.02	19.50
57	RAZOLE	891	965	1856	708	702	1410	20.54	27.25	24.03
58	MALIKIPURAM	1048	1027	2075	772	767	1539	26.34	25.32	25.83
59	SAKHINETIPALLE	1058	1012	2070	820	826	1646	22.50	18.38	20.48
TOTAL		66398	67199	133597	41735	43383	85118	37.14	35.44	36.29