



**SELECTED EDUCATIONAL STATISTICS
2000 – 2001**

WEST GODAVARI - 05



**COMMISSIONER & DIRECTOR OF SCHOOL EDUCATION
ANDHRA PRADESH
HYDERABAD – 4**

NIEPA DC



D11576

The right place for every child is school

PREFACE

The agenda for education incorporated in Vision 2020 document clearly states that the primary goal of the state will be to increase the overall literacy levels from 44% (now 61%) to 95%. The proposed 93rd Constitutional Amendment, to make education a FUNDAMENTAL RIGHT has brought the focus on to "Free and Compulsory Elementary Education".


Several programmes are being implemented to convert this vision into a reality. Micro level plans are being prepared with district, as unit of planning. The need for efficient flow of information right from school/habitation level is vital in micro level planning. The effort for Universalization of Elementary Education will require not only district/mandal level data but also habitation level data. It is necessary to prepare habitation level plans and registers on all the key indicators, some of which are incorporated in this publication.

Information on important parameters like educational institutions, enrolment, teachers, Special Schools and Teacher Education Institutions are furnished in this publication. Key education indicators like gross enrolment ratios, dropout rates, teacher - pupil ratios and performance in S.S.C Examination are also included, which will enable the planners to know the efficiency of the system as well as wastage.

The mandal-wise database is created in Oracle and a text file of the documents is provided in a floppy. Users can access the data in MS-Word. The mandal-wise reports can be accessed by selecting the district name.

I hope this publication would be useful for education planners and administrators.

Hyderabad
Date: 26-02-2002


(MANMOHAN SINGH)
Commissioner and Director of School Education

Contents

| <i>Table No.</i> | <i>Item</i> | <i>Page No.</i> |
|------------------|---|-----------------|
| | <i>An Overview</i> | 1 to 16 |
| | 1. Demography | |
| | District Information at a Glance (2001 Census) | 17 |
| | East Godavari - District Map | 18 |
| 1.11 | Mandal-wise No. of Villages, Inhabited Villages & Towns | 19 |
| 1.12 | Mandal-wise Population & Sex Ratio – 1991 & 2001 Census | 20 |
| 1.13 | Mandal-wise Literacy Rates – 1991 & 2001 Census | 21 |
| 1.14 | Population of Scheduled Caste and Percentage of SC Population to Total Population - 1991 Census | 22 |
| 1.15 | Population of Scheduled Tribe and Percentage of ST Population to Total Population - 1991 Census | 23 |
| 1.16 | Mandal-wise SC & ST Literacy Rates – 1991 Census | 24 |
| | 2. Schools, Enrolment & Teachers | |
| 2.11 - 2.13 | Management-wise Institutions, Enrolment, Teachers | 25 |
| 2.21 - 2.23 | Management-wise Enrolment - BC, SC, ST | 26 |
| 2.31 - 2.33 | Management-wise Teachers - BC, SC, ST | 27 |
| 2.41 - 2.43 | Medium-wise Exclusive Schools - Institutions, Enrolment, Teachers | 28 |
| 2.51 - 2.53 | Medium-wise Parallel Schools - Institutions, Enrolment, Teachers | 29 |
| 2.61 | Class-wise Enrolment - All & B.C | 30 |
| 2.62 | Class-wise Enrolment - S.C & S.T | 31 |
| | 3. Mandal-wise Information | |
| 3.11 - 3.16 | Class-wise and Stage-wise Enrolment - All | 32 – 37 |
| 3.21 - 3.26 | Class-wise and Stage-wise Enrolment - BC | 38 – 43 |
| 3.31 - 3.36 | Class-wise and Stage-wise Enrolment - SC | 44 – 49 |
| 3.41 - 3.46 | Class-wise and Stage-wise Enrolment - ST | 50 – 55 |
| 3.51 - 3.55 | Type-wise & Management-wise Schools | 56 – 59 |
| 3.61 – 3.65 | Mandal-wise Institutions, Enrolment, Teachers | 60 – 63 |
| 3.71 – 3.75 | Mandal Wise Enrolment - BC, SC, ST | 64 – 67 |
| 3.81 – 3.85 | Mandal Wise Teachers - BC, SC, ST | 68 – 71 |
| | 4. Special Schools | |
| 4.11 - 4.12 | School for Hearing Impaired - Enrolment, Teachers | 72 |
| 4.21 - 4.22 | School for Visually Impaired - Enrolment, Teachers | 73 |
| 4.31 - 4.32 | School for Orthopaedically Handicapped - Enrolment, Teachers | 74 |
| 4.51 - 4.52 | Reformatory Schools - Enrolment, Teachers | 75 |
| 4.61 - 4.62 | Oriental Schools - Enrolment, Teachers | 76 -79 |

| | | |
|-------------|--|---------|
| | 5. Educational Indicators | |
| 5.11 - 5.13 | Mandal-wise Projected Population, Enrolment & Gross Enrolment Ratio | 80 -82 |
| 5.21 - 5.23 | Mandal-wise Drop-Out Rates Classes I – V - All, SC, ST | 83 - 85 |
| 5.31 | T.P. Ratio - PS, UPS & High School | 86 |
| 5.41 | Performance in S.S.C. Examinations | 87 |
| | 6. Teacher Education Institutions | |
| 6.11 - 6.12 | District Institute of Education Training - Enrolment, Teachers | 88 |
| 6.21 - 6.32 | Colleges of Education – Enrolment, Teachers | 89-90 |
| 6.51 - 6.52 | Hindi Pandi Training Centres - Enrolment, Teachers | 91 |
| 6.71 - 6.72 | Colleges of Physical Education - Enrolment, Teachers | 92 |
| | 7. Cadre-wise Teachers | |
| 7.11 | Cadre-wise Teachers in Local Body Schools | 93 |
| 7.12 | Cadre-wise Teachers in Government, Local Body, Private Aided Schools Managements | 94 |
| | 8. Non-Teaching Staff Particulars | |
| 8.11 | Non-Teaching Staff Particulars | 95 |

An Overview

1. Demography

The population of the district as per 2001 Census (Provisional) comprises of 50.21% of males and 41.89 % of females. Rural population constitutes 80.31 % and urban population 19.69% of the total population in the district. The percentage of urban population in the district is only 19.69% as compared to the state figure of 27.08%.

Table - 1
Population Characteristics

| S.No. | Variable | Andhra Pradesh | | WEST GODAVARI | |
|-------|------------------------------|----------------|-----------------------|---------------|-----------------------|
| | | 1991 | 2001 (Provisional) | 1991 | 2001 (Provisional) |
| 1 | Population | 66508008 | 75727541 | 3517568 | 3796144 |
| | a) Males | 33724581 | 38286811 | 1764091 | 1906104 |
| | b) % of Males | 50.70 | 50.56 | 50.15 | 50.21 |
| | c) Females | 32783427 | 37440730 | 1753477 | 1590040 |
| | d) % of Females | 49.30 | 49.44 | 49.85 | 41.89 |
| 2 | Rural Population | 48620882 | 55223944 | 2789015 | 3048686 |
| | % of Rural Population | 73.10 | 72.92 | 79.29 | 80.31 |
| 3 | Urban Population | 17887126 | 20503597 | 728553 | 747458 |
| | % of Urban Population | 26.90 | 27.08 | 20.71 | 19.69 |
| 4 | Scheduled Caste | 10592066 | N.A | 629233 | N.A |
| | % of S.C. Population | 15.93 | N.A | 17.89 | N.A |
| 5 | Scheduled Tribe | 4199481 | N.A | 84648 | N.A |
| | % of S.T. Population | 6.31 | N.A | 2.41 | N.A |

Source:- Paper-2 of 2001, Director of Census Operations, A.P., Hyderabad.

The area of the district constitutes about 2.81% of total area of State while its population constitutes 5.01% of the total population of the State. The density of population in the District (386) is much higher than the density in the State (275). The growth rate during the decade 1991-01 is 7.92 % and it is lower than the state growth rate of 13.06 %, which is a positive indication.

Table - 2
Area,Density,Sex Ratio & Growth Rate

| S.No. | Variable | Andhra Pradesh | | WEST GODAVARI | |
|-------|--------------------------------------|----------------|-----------------------|---------------|-----------------------|
| | | 1991 | 2001 (Provisional) | 1991 | 2001 (Provisional) |
| 1 | Area (in '000 Sq.Kms) | 275 | 275 | 7.7 | 7.7 |
| 2 | Density of Population (per Sq.Km) | 242 | 275 | 454 | 493 |
| 3 | Sex Ratio | 972 | 978 | 994 | 992 |
| 5 | Growth Rate (1991-2001) | 24.20 | 13.86 | 22.39 | 7.92 |

2. Literacy Rates

The literacy rate has increased from 53.38% in 1991 to 73.95% in 2001. As per 2001 Census, there are 78.43% male literates and 69.45% female literates in the District. The literacy rates of the district as compared to the state are given below. As per the 2001 Census, the district rank 2nd in literacy among the districts in the state.

Table - 3
Literacy Rates

| S.No. | Literacy | Andhra Pradesh | | WEST GODAVARI | |
|-------|-------------------------|----------------|-----------------------|---------------|-----------------------|
| | | 1991 | 2001 (Provisional) | 1991 | 2001 (Provisional) |
| 1 | Male | 55.13 | 70.85 | 59.75 | 78.43 |
| 2 | Female | 32.72 | 51.17 | 45.98 | 69.45 |
| 3 | Total | 44.09 | 61.11 | 53.38 | 73.95 |
| 4 | % of Increase over 1991 | - | 17.02 | - | 20.57 |

3. SCHOOLS

a) Primary Schools: -

In West Godawari District there were 2395 Primary Schools in 1997-98. The number of schools has increased to 2436 in 2000-01 and the percentage of increase is 1.72%

The management-wise distribution of Primary Schools has remained more or less same from 1997-98 to 2000-01. Government schools constitute 3.98 % and Local Body schools constitute 83.1 % of the total schools. The share of private managements is only 12.89 %.

Management wise and year wise schools for the years 1997-98 to 2000-01 are given below.

Table -4
Management-wise Primary Schools

| Year | | Govt. | Local Body | Private Aided | Private Un-Aided | Total |
|---------|-----|-------|------------|---------------|------------------|--------|
| 1997-98 | No. | 76 | 2002. | 275 | 42 | 2395 |
| | % | 3.17 | 83.59 | 11.48 | 1.75 | 100.00 |
| 1998-99 | No. | 74 | 2008 | 274 | 35 | 2391 |
| | % | 3.09 | 83.98 | 11.46 | 1.46 | 100.00 |
| 1999-00 | No. | 94 | 2015 | 273 | 39 | 2421 |
| | % | 3.88 | 83.23 | 11.28 | 1.61 | 100.00 |
| 2000-01 | No. | 97 | 2025 | 271 | 43 | 2436 |
| | % | 3.98 | 83.13 | 11.12 | 1.77 | 100.00 |

Government schools are predominantly located in the tribal mandals of

- 1) Jeelugumilli 2) Buttayagudem 3) Polavaram

During 2000-01 ,44 new Primary Schools have been established in the district.

b) Upper Primary Schools: -

Upper Primary Schools in the district have increased from 256 in 1997-98 to 277 in 2000-01. The Upper Primary schools have increased by 8.20 % between 1997 to 2000..

Management - wise distribution of schools indicate that the percentage share of private Upper Primary Schools has increased between 1997 - 2000.

The percentage share of Government schools has declined from 3.52 % in 1997-98 to 2.89 % in 2000-01. Local body schools and Private aided schools have also shown declining trend in the above period. The percentage share of Private unaided schools has increased from 8.20 % to 7.94% between 1997 to 2000.

The management – wise Upper Primary Schools and their percentage share between 1997-98 to 2000-01 are given below.

Table -5
Management-wise Upper Primary Schools

| Year | | Govt. | Local Body | Private Aided | Private Un-Aided | Total |
|---------|-----|-------|------------|---------------|------------------|--------|
| 1997-98 | No. | 9 | 212 | 14 | 21 | 256 |
| | % | 3.52 | 82.81 | 5.47 | 8.20 | 100.00 |
| 1998-99 | No. | 9 | 209 | 15 | 23 | 256 |
| | % | 3.52 | 81.64 | 5.86 | 8.98 | 100.00 |
| 1999-00 | No. | 6 | 222 | 15 | 23 | 266 |
| | % | 2.26 | 83.46 | 5.64 | 8.65 | 100.00 |
| 2000-01 | No. | 8 | 230 | 17 | 22 | 277 |
| | % | 2.89 | 83.03 | 6.14 | 7.94 | 100.00 |

During 2000-01, 26 Primary Schools have been upgraded into Upper Primary Schools in the district.

c) High Schools: -

The number of High Schools have increased from 339 in 1997-98 to 376 in 2000-01. The percentage of increase of High Schools between 1997 to 2000 is 10.91 %.

The percentage of Government schools to total schools has increased from 1997-98 to 2000-01. Between 1997 to 2000, Private unaided schools have increased from 6.78 % to 9.84 %. During 2000-01, Government schools constitute 7.98 % and Local body schools constitute 71.28 % of the total schools. The percentage share of private schools is 20.74 %.

The management – wise High Schools and their percentage share are given below.

Table -6
Management wise High Schools

| Year | | Govt. | Local Body | Private Aided | Private Un-Aided | Total |
|---------|-----|-------|------------|---------------|------------------|--------|
| 1997-98 | No. | 29 | 247 | 40 | 23 | 339 |
| | % | 8.55 | 72.86 | 11.80 | 6.78 | 100.00 |
| 1998-99 | No. | 29 | 254 | 40 | 28 | 351 |
| | % | 8.26 | 72.36 | 11.40 | 7.98 | 100.00 |
| 1999-00 | No. | 30 | 258 | 41 | 31 | 360 |
| | % | 8.33 | 71.67 | 11.39 | 8.61 | 100.00 |
| 2000-01 | No. | 30 | 268 | 41 | 37 | 376 |
| | % | 7.98 | 71.28 | 10.90 | 9.84 | 100.00 |

16 Upper Primary Schools have been upgraded to High Schools during 2000-01.

4. Enrollment by type of schools

a) Primary Schools: -

The enrollment in Primary Schools during 1997 – 98 was 334964 , .It has declined to 329053 in 2000-01. The decrease between 1997 to 2000 is 5911 The enrollment in Government Schools during 2000 – 01 was 1.26 % of the total enrollment. Local body schools have registered about 82.19 % of the enrollment. The enrolment in private schools is about 16.55 %.

The year – wise, management – wise enrollment & their percentage share are given below.

Table -7
Enrolment in Primary Schools

| Year | | Govt. | Local Body | Private Aided | Private Un-Aided | Total |
|---------|-----|-------|------------|---------------|------------------|--------|
| 1997-98 | No. | 3826 | 274035 | 46478 | 10625 | 334964 |
| | % | 1.14 | 81.81 | 13.88 | 3.17 | 100.00 |
| 1998-99 | No. | 3809 | 285799 | 46140 | 8607 | 344355 |
| | % | 1.11 | 83.00 | 13.40 | 2.50 | 100.00 |
| 1999-00 | No. | 4370 | 283119 | 46390 | 8986 | 342865 |
| | % | 1.27 | 82.57 | 13.53 | 2.62 | 100.00 |
| 2000-01 | No. | 4133 | 270462 | 44407 | 10051 | 329053 |
| | % | 1.26 | 82.19 | 13.50 | 3.05 | 100.00 |

b) Upper Primary Schools:-

The enrolment in Upper Primary Schools has increased from 81354 in 1997 – 98 to 84219 in 2000 – 01. The percentage of increase between 1997 – 2000 is 3.52 % . The enrolment in Government schools is 1.79 % of the total enrollment in 2000-01. 84.47 % of the children are enrolled in Local Body schools. The enrollment in private sector is 13.75 % of the total enrollment.

Management – wise enrollment and their percentage share for the years 1997-98 to 2000-01 are given below:

Table -8
Enrolment in Upper Primary Schools

| Year | | Govt. | Local Body | Private Aided | Private Un-Aided | Total |
|---------|-----|-------|------------|---------------|------------------|--------|
| 1997-98 | No. | 1542 | 67686 | 6975 | 5151 | 81354 |
| | % | 1.90 | 83.20 | 8.57 | 6.33 | 100.00 |
| 1998-99 | No. | 1580 | 67815 | 6959 | 5473 | 81827 |
| | % | 1.93 | 82.88 | 8.50 | 6.69 | 100.00 |
| 1999-00 | No. | 10150 | 72577 | 6198 | 5023 | 84813 |
| | % | 1.20 | 85.57 | 7.31 | 5.92 | 100.00 |
| 2000-01 | No. | 1505 | 71141 | 5841 | 5732 | 84219 |
| | % | 1.79 | 84.47 | 6.94 | 6.81 | 100.00 |

c) High Schools: -

The enrollment in High Schools during 1997-98 was 146818 and it has increased to 169558 during 2000 – 01. The enrollment in High School has increased by 15.49 % from 1997 to 2000.

The percentage share of enrolment in Government High Schools has decreased from 6.57 % in 1997 – 98 to 6.50 % in 2000 – 01. The percentage of enrollment in Local Body schools has increased in 17259 between 1997 to 2000. The enrollment in Private unaided schools has increased from 5.93 % in 1997 –98 to 7.24 % of the total enrolment in 2000-01.

**Table -9
Enrolment in High Schools**

| Year | | Govt. | Local Body | Private Aided | Private Un-Aided | Total |
|---------|-----|-------|------------|---------------|------------------|--------|
| 1997-98 | No. | 9645 | 107411 | 21061 | 8701 | 146818 |
| | % | 6.57 | 73.16 | 14.34 | 5.93 | 100.00 |
| 1998-99 | No. | 9691 | 110504 | 20257 | 10753 | 151205 |
| | % | 6.41 | 73.08 | 13.40 | 7.11 | 100.00 |
| 1999-00 | No. | 10355 | 114450 | 20960 | 12357 | 158122 |
| | % | 6.55 | 72.38 | 13.26 | 7.81 | 100.00 |
| 2000-01 | No. | 11026 | 124670 | 21592 | 12270 | 169558 |
| | % | 6.50 | 73.53 | 12.73 | 7.24 | 100.00 |

6 Class-wise Enrolment:

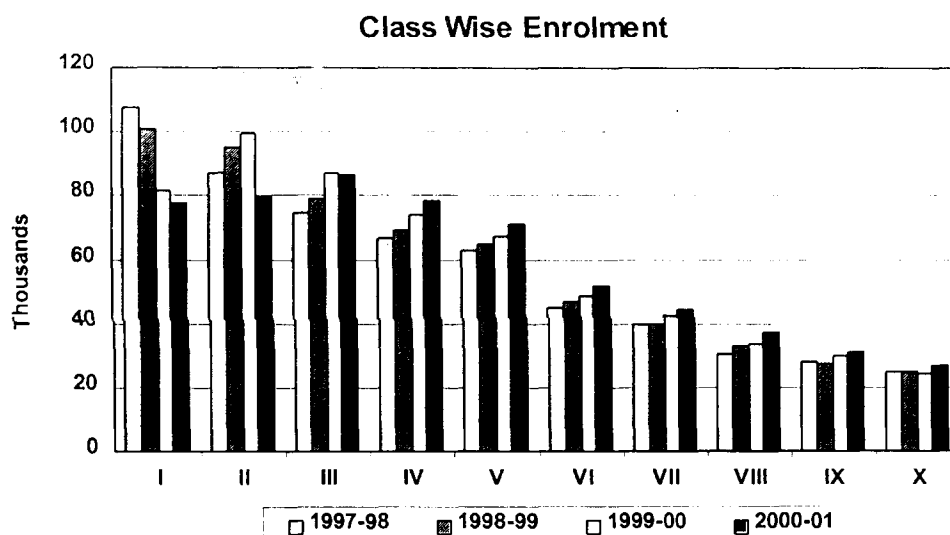
The enrolment in classes I to V during 1997-98 was skewed. Efforts were made through various programmes to streamline the enrolment and retention.

During 1997-98, the enrolment in classes I & II was 19.02 % and 13.16 % respectively as compared to the total enrolment. Over a period of four years, from 1997 to 2000, the enrolment has stabilized in Primary stage and is more or less equal in classes I to V.

The enrolment in VI & VII classes has also increased steadily over the years.

Table -10
Class-Wise Enrolment

| Class | 1997-98 | % to Total | 1998-99 | % to Total | 1999-00 | % to Total | 2000-01 | % to Total |
|--------------|---------------|---------------|---------------|---------------|---------------|---------------|---------------|---------------|
| I | 107554 | 19.02 | 100726 | 17.37 | 81326 | 13.85 | 77658 | 13.29 |
| II | 87112 | 15.40 | 95359 | 16.44 | 99185 | 16.89 | 79804 | 13.66 |
| III | 74428 | 13.16 | 79273 | 13.67 | 87308 | 14.87 | 86273 | 14.77 |
| IV | 66225 | 11.71 | 68977 | 11.89 | 73706 | 12.55 | 78521 | 13.44 |
| V | 62930 | 11.13 | 64656 | 11.15 | 67430 | 11.49 | 71163 | 12.18 |
| VI | 44588 | 7.88 | 46843 | 8.08 | 48702 | 8.30 | 51758 | 8.86 |
| VII | 39587 | 7.00 | 39633 | 6.83 | 42197 | 7.19 | 44093 | 7.55 |
| VIII | 30492 | 5.39 | 32794 | 5.65 | 33459 | 5.70 | 37041 | 6.34 |
| IX | 27961 | 4.94 | 27052 | 4.66 | 29601 | 5.04 | 31015 | 5.31 |
| X | 24632 | 4.36 | 24665 | 4.25 | 24160 | 4.12 | 26807 | 4.59 |
| Total | 565509 | 100.00 | 579978 | 100.00 | 587074 | 100.00 | 584133 | 100.00 |



6. Enrolment by stages:

The stage-wise enrolment in Primary, Upper Primary & Secondary Stages is given below.

Table -11
Enrolment by Stages

| Year/ Stage | I-V | | | VI-VII | | | VIII-X | | |
|----------------|--------|--------|--------|--------|-------|-------|--------|-------|-------|
| | Boys | Girls | Total | Boys | Girls | Total | Boys | Girls | Total |
| 1997-98 | 197044 | 201205 | 398249 | 43670 | 40505 | 84175 | 45573 | 37512 | 83085 |
| 1998-99 | 202753 | 206238 | 408991 | 44557 | 41919 | 86476 | 45634 | 38877 | 84511 |
| 1999-00 | 203270 | 205685 | 408955 | 46729 | 44170 | 90899 | 46298 | 40922 | 87220 |
| 2000-01 | 195682 | 197737 | 393419 | 48684 | 47167 | 95851 | 49721 | 45142 | 94863 |

The enrolment in primary stage has shown slight decrease from 1997-98 to 2000-01. However the enrolment in Upper Primary and Secondary Stages has increased.

7. Transition Rates:

a) Transition rates - Primary to Upper Primary stage:

In Upper Primary stage of education, for every 100 children enrolled in Class-V in 1997-98, only 74.44 children are retained in class-VI in 1998-99 and for every 100 children in class-VI, 90.08 children joined in class-VII during the same period.

Similarly, for every 100 children enrolled in Class-V in 1998-99, 75.32 children joined in class-VI in 1999-00 and for every 100 children in class-VI, 90.80 children joined in class-VII during the same period. For every 100 children enrolled in Class-V in 1999-00, 76.76 children joined in class-VI in 2000-01 and for every 100 children in class-VI, 90.54 children joined in class-VII during the same period.

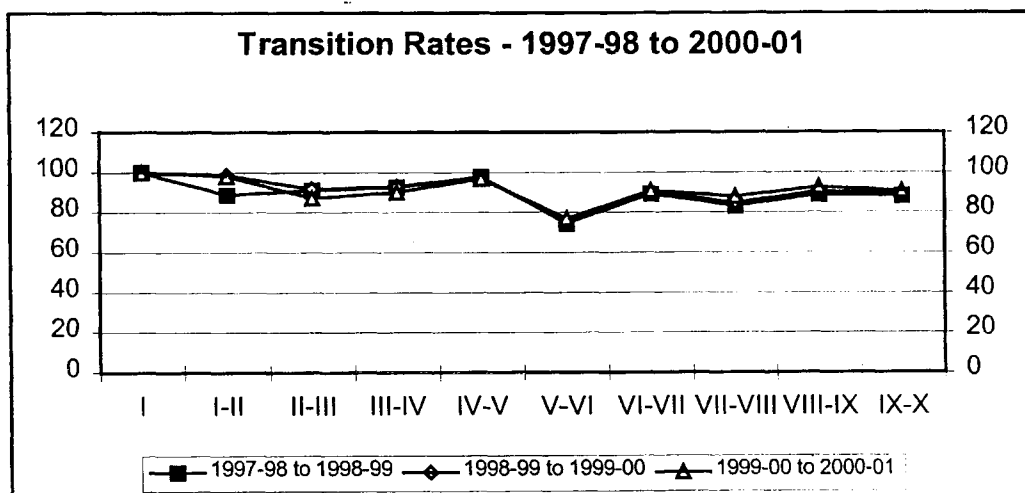
b) Transition rates - Upper Primary to Secondary stage:

In secondary stage of education, for every 100 students of class-VII in 1997-98, 82.84 children joined in class-VIII in 1998-99. In the years 1998-99 to 1999-00, for every 100 students of class-VII, 84.42 children joined in class-VIII and between 1999-00 and 2000-01, 87.78 children joined in class-VIII.

The transition rates between various classes are given below.

Table -12
Transition Rates - 1997-98 To 2000-01

| Classes | 1997-98 To 1998-99 | 1998-99 To 1999-00 | 1999-00 To 2000-01 |
|----------|--------------------|--------------------|--------------------|
| I | 100 | 100 | 100 |
| I-II | 88.66 | 98.47 | 98.13 |
| II-III | 91.00 | 91.56 | 86.98 |
| III-IV | 92.68 | 92.98 | 89.94 |
| IV-V | 97.63 | 97.76 | 96.55 |
| V-VI | 74.44 | 75.32 | 76.76 |
| VI-VII | 88.89 | 90.08 | 90.54 |
| VII-VIII | 82.84 | 84.42 | 87.78 |
| VIII-IX | 88.72 | 90.26 | 92.70 |
| IX-X | 88.21 | 89.31 | 90.56 |



8. i) Teachers:

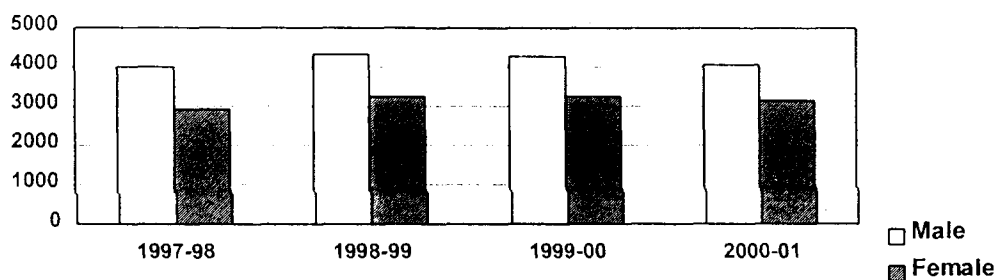
a) Primary Schools

The number of teachers in Primary Schools during the year 1997-98 was 6900 and it has increased Only 295 to 2000-2001. In 1997-98 out of 6900 teachers 2913 (42.22 %) were female teachers. Similarly, in the years 1998-99, 1999-00 and 2000-01 there were 3256 (42.90%), 3251 (43.1 %) and 3130 (43.50 %) female teachers respectively. The female teachers constitute about 42 % of the total teachers in Pimary schools of the district.

**Table -13
Teachers in Primary Schools**

| Year | Male | Female | Total | % of Female Teachers |
|---------|------|--------|-------|----------------------|
| 1997-98 | 3987 | 2913 | 6900 | 42.22 |
| 1998-99 | 4333 | 3256 | 7589 | 42.90 |
| 1999-00 | 4280 | 3251 | 7531 | 43.17 |
| 2000-01 | 4065 | 3130 | 7195 | 43.50 |

Teachers in Primary Schools



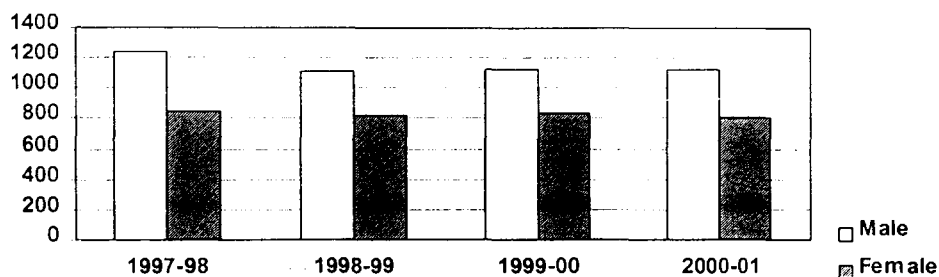
b) Upper Primary Schools

The teachers in Upper Primary Schools have increased from 2084 in 1997-98 to 1929 in 2000-01. Out of 2084 teachers in 1997-98 there were 845 (40.55 %) female teachers. Similarly in the years 1998-99, 1999-00 and 2000-01 there were-82 (42. %), 828 (42.33 %) and 803 (41.63 %) female teachers respectively. Teachers in upper primary schools are given in the following table.

**Table -14
Teachers in Upper Primary Schools**

| Year | Male | Female | Total | % of Female Teachers |
|---------|------|--------|-------|----------------------|
| 1997-98 | 1239 | 845 | 2084 | 40.55 |
| 1998-99 | 1103 | 821 | 1924 | 42.67 |
| 1999-00 | 1128 | 828 | 1956 | 42.33 |
| 2000-01 | 1126 | 803 | 1929 | 41.63 |

Teachers in Upper Primary Schools



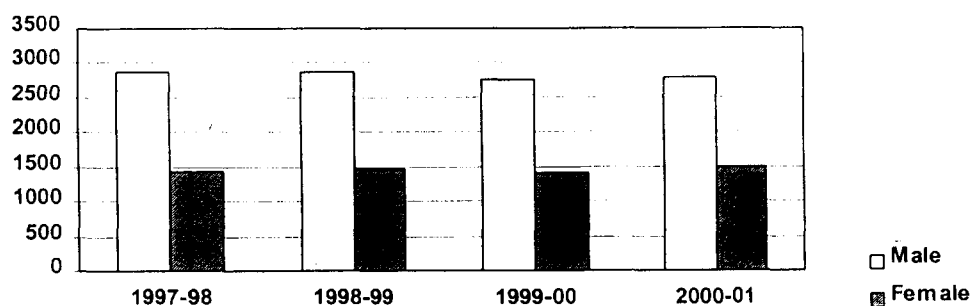
c) High Schools

During 1997-98 there were 4290 teachers in high schools in the district and among them 1427 (33.26%) were females. Similarly in 1998-99 there were 4311 teachers and of these 1450 (33.63 %) were females, in 1999-00 there were 1410 (33.87 %) female teachers out of 4163 total teachers and during 2000-01 out of 4293 teachers, 1498 (34.89 %) were female teachers.

Table -15
Teachers in High Schools

| Year | Male | Female | Total | % of Female Teachers |
|---------|------|--------|-------|----------------------|
| 1997-98 | 2863 | 1427 | 4290 | 33.26 |
| 1998-99 | 2861 | 1450 | 4311 | 33.63 |
| 1999-00 | 2753 | 1410 | 4163 | 33.87 |
| 2000-01 | 2795 | 1498 | 4293 | 34.89 |

Teachers in High Schools



8. ii) Vidya Volunteers

Vidya Volunteers are by school committees to improve the teacher pupil ratio and to meet the subject needs on purely temporary basis. The number of vidya volunteers engaged during 1999-00 and 2000-01 are given below.

Table -16
Vidya volunteers

| Type | 1990-00 | 2000-01 |
|-----------------------|---------|---------|
| Primary Schools | 367 | 385 |
| Upper Primary Schools | 204 | 220 |
| High Schools | 617 | 653 |
| Total | 1188 | 1258 |

9. Trained Teachers:

a) Primary Schools

98.49 % of the teachers in the primary schools of the district were trained teachers in the year 1997-98. Similarly 98.60% were trained teachers in 1998-99, 98.34 % in 1999-00 and in 2000-01, 98.60 % of the teachers were trained.

Table -17
Trained Teachers in primary Schools

| Year | Total Teachers | Trained Teachers | % of Trained Teachers |
|---------|----------------|------------------|-----------------------|
| 1997-98 | 6900 | 6796 | 98.49 |
| 1998-99 | 7589 | 7483 | 98.60 |
| 1999-00 | 7531 | 7406 | 98.34 |
| 2000-01 | 7195 | 7094 | 98.60 |

b) Upper Primary Schools

During 1997-98, 69.96 % of the teachers in Upper Primary schools of the district were trained teachers imilarly, in the years 1998-99, 1999-00 and 2000-01 , 97.77 % , 97.03 % and 96.68 % of the total teachers were trained respectively.

Table -18
Trained Teachers in Upper Primary Schools

| Year | Total teachers | Trained teachers | % of Trained Teachers |
|---------|----------------|------------------|-----------------------|
| 1997-98 | 2929 | 2049 | 69.96 |
| 1998-99 | 1924 | 1881 | 97.77 |
| 1999-00 | 1956 | 1898 | 97.03 |
| 2000-01 | 1929 | 1865 | 96.68 |

c) High Schools

In 1997-98, 99.63 % of the teachers in Upper Primary schools of the district were trained teachers. Similarly, in the years 1998-99, 1999-00 and 2000-01 , 99.07 % , 98.34 and 99.11 of the total teachers were trained respectively.

Table -19
Trained Teachers in High Schools

| Year | Total teachers | Trained teachers | % of Trained Teachers |
|---------|----------------|------------------|-----------------------|
| 1997-98 | 4290 | 4274 | 99.63 |
| 1998-99 | 4311 | 4271 | 99.07 |
| 1999-00 | 4163 | 4094 | 98.34 |
| 2000-01 | 4293 | 4255 | 99.11 |

10. Management-wise Teachers

a) Primary Schools

In 1997-98, 159 (3.30%) teachers were under Government sector, 5743 (83.23%) were under Local Bodies and 998 (14.46%) teachers were under private aided and unaided Schools.

During 2000-01, (158 2.20%) teachers were working in Government schools and 6075 (84.43) were in Local Bodies and 962(13.37%) were under private aided and unaided managements.

Table -20
Management Wise Teachers in Primary Schools

| Year | | Govt. | Local Body | Private Aided | Private Un-Aided | Total |
|---------|-----|-------|------------|---------------|------------------|--------|
| 1997-98 | No. | 159 | 5743 | 748 | 250 | 6900 |
| | % | 2.30 | 83.23 | 10.84 | 3.62 | 100.00 |
| 1998-99 | No. | 150 | 6505 | 723 | 211 | 7589 |
| | % | 1.98 | 85.72 | 9.53 | 2.78 | 100.00 |
| 1999-00 | No. | 164 | 6395 | 727 | 245 | 7531 |
| | % | 2.18 | 84.92 | 9.65 | 3.25 | 100.00 |
| 2000-01 | No. | 158 | 6075 | 709 | 253 | 7195 |
| | % | 2.20 | 84.43 | 9.85 | 3.52 | 100.00 |

b) Upper Primary Schools

In 1997-98,73 (3.50%) teachers were under Government sector, 1668 (80.04%) were under Local Bodies, 343 (16.16%) teachers were under private aided and unaided Schools.

During 2000-01, 62 (3.21) teachers were working in Government schools and 1527 (79.16 e in Local Bodies and 340 (17.63) were under private aided and unaided managements.

Table -21
Management-wise Teachers in Upper Primary Schools

| Year | | Govt. | Local Body | Private Aided | Private Un-Aided | Total |
|---------|-----|-------|------------|---------------|------------------|--------|
| 1997-98 | No. | 73 | 1668 | 116 | 227 | 2084 |
| | % | 3.50 | 80.04 | 5.57 | 10.89 | 100.00 |
| 1998-99 | No. | 72 | 1525 | 134 | 193 | 1924 |
| | % | 3.74 | 79.26 | 6.96 | 10.03 | 100.00 |
| 1999-00 | No. | 48 | 1561 | 136 | 211 | 1956 |
| | % | 2.45 | 79.81 | 6.95 | 10.79 | 100.00 |
| 2000-01 | No. | 62 | 1527 | 141 | 199 | 1929 |
| | % | 3.21 | 79.16 | 7.31 | 10.32 | 100.00 |

c) High Schools

During 1997-98, 428 (9.98 %) teachers were under Government sector, 2882 (67.18%) were under Local Bodies and 980 (22.84 %) teachers were under private aided and unaided Schools. During the year 2000-01, 421 (9.81 %) teachers were working in Government schools and 2788- (64.94 %) were in Local Bodies and 1084 (25.20 %) were under private aided and unaided managements.

Table -22
Management Wise Teachers in High Schools

| Year | | Govt. | Local Body | Private Aided | Private Un-Aided | Total |
|---------|-----|-------|------------|---------------|------------------|--------|
| 1997-98 | No. | 428 | 2882 | 635 | 345 | 4290 |
| | % | 9.98 | 67.18 | 14.80 | 8.04 | 100.00 |
| 1998-99 | No. | 420 | 2879 | 619 | 393 | 4311 |
| | % | 9.74 | 66.78 | 14.36 | 9.12 | 100.00 |
| 1999-00 | No. | 360 | 2744 | 643 | 416 | 4163 |
| | % | 8.65 | 65.91 | 15.45 | 9.99 | 100.00 |
| 2000-01 | No. | 421 | 2788 | 624 | 460 | 4293 |
| | % | 9.81 | 64.94 | 14.54 | 10.72 | 100.00 |

11. Teacher Pupil Ratio

a) Primary Schools

The Teacher Pupil Ratio at Primary level has improved from 1:49 in 1997-98 to 1:45 in 1998-99 and 1999-00 and further improved to 1:43 in 2000-01.

b) Upper Primary Schools

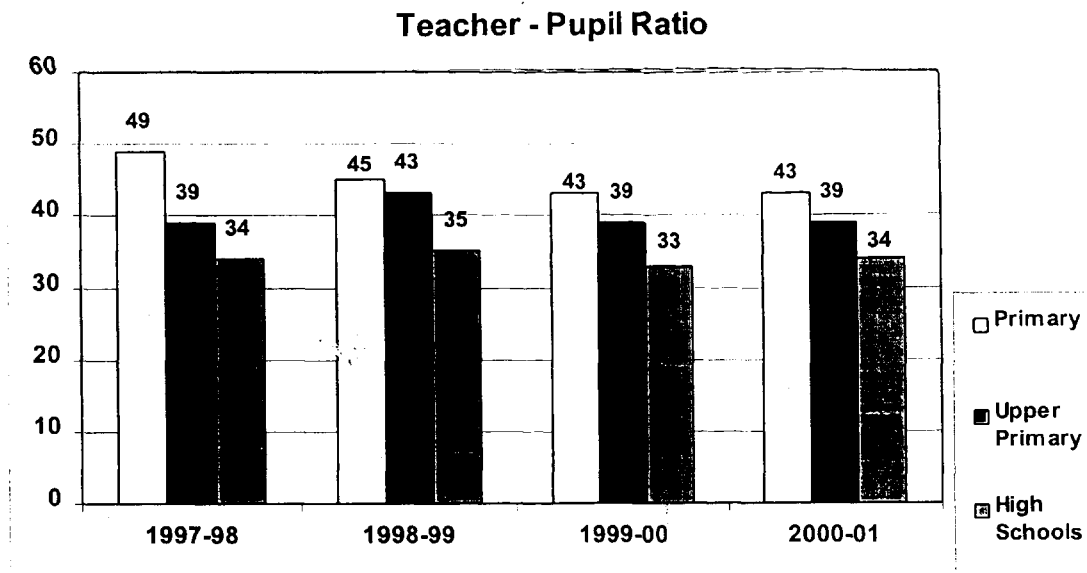
The Teacher Pupil Ratio at Upper Primary level remained constant for three years i.e., 1997-98 to 1999-00 at 1:39 and it has remained constant at 1:39 in 2000-01.

c) High Schools

The Teacher Pupil Ratio at secondary was 1:34 in 1997-98 and it remained constant at 1:34 in 2000-01.

Table -23
Teacher Pupil Ratio

| Year | 1997-98 | 1998-99 | 1999-00 | 2000-01 |
|---------------|---------|---------|---------|---------|
| Primary | 49 | 45 | 43 | 43 |
| Upper Primary | 39 | 43 | 39 | 39 |
| High Schools | 34 | 35 | 33 | 34 |



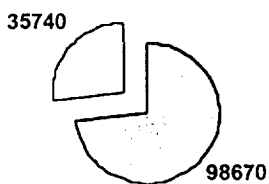
12. Drop-out Rates

In the last four years there is substantial decrease in the Dropouts at Primary stage. In the year 1997-98, the Dropout rate was 36.22 percent, which has come down to 28.95 percent in 2000-01. The decline in the drop out rate is due to various activities, initiatives and measures taken up by the Government in order to achieve the major goal of Universalisation of Elementary Education.

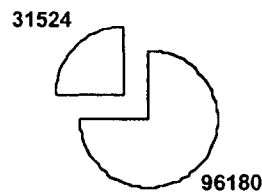
Table -24
Drop-Out Rates

| Year | I - Class | V - Class | Drop-outs | Drop-out rate |
|---|-----------|-----------|-----------|---------------|
| 1997-98 Class I – 1993-94 Class V – 1997-98 | 98670 | 62930 | 35740 | 36.22 |
| 1998-99 Class I – 1994-95 Class V – 1998-99 | 96180 | 64656 | 31524 | 32.78 |
| 1999-00 Class I – 1995-96 Class V – 1999-00 | 96628 | 67430 | 29198 | 30.22 |
| 2000-01 Class I – 1996-97 Class V – 2000-01 | 100153 | 71163 | 28990 | 28.95 |

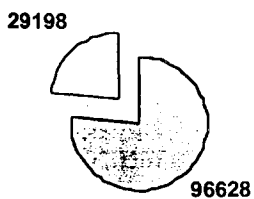
Drop-Outs 93-94 to 97-98
Classes I-V




Drop-outs 94-95 to 98-99
Classes I-V



Drop-Outs 95-96 to 99-00
Classes I-V



Drop-Outs 96-97 to 2000-01
Classes I-V



13. Performance in Examinations

a) VII Class Common Examinations

In the last four years i.e., 1997-98 to 2000-01 the performance of students in VII Class Common Examination is above 85.00% in the district. The number of candidates appeared has increased from 36606 in 1998-99 to 39231 in 1999-00, which has been further increased to 47100 in 2000-01. There is a mixed trend in pass percentage over four years. It has increased from 84.47%, in 1997-98 to 87.99 in 1998-99 and there was an increase from 89.20% in 1999-00 to 89.79% in 2000-01.

Table -25
Performance in VII Class

| Year | No. Appeared | No. Passed | Pass % |
|---------|--------------|------------|--------|
| 1997-98 | 35706 | 30161 | 84.47 |
| 1998-99 | 36606 | 32208 | 87.99 |
| 1999-00 | 39231 | 34995 | 89.20 |
| 2000-01 | 47100 | 42292 | 89.79 |

b) S.S.C.

The number of candidates appearing for SSC examination has shown an increasing trend from 1997-98 to 2000-01 except in 1999-00 where there was a slight decrease. The number of passed candidates has also shown an increasing trend. In 1997-98 the pass percentage was 43.74 and it has substantially increased to 67.03% in 2000-01, which indicates that there is an increase of around 53.% in pass percentage in the last four years.

Table -26
Performance in SSC

| Year | No. Appeared | No. Passed | Pass % |
|---------|--------------|------------|--------|
| 1997-98 | 23821 | 10420 | 43.74 |
| 1998-99 | 24132 | 11640 | 48.23 |
| 1999-00 | 23344 | 12275 | 52.58 |
| 2000-01 | 26509 | 17770 | 67.03 |

Pass Percentage in VII & SSC Examinations

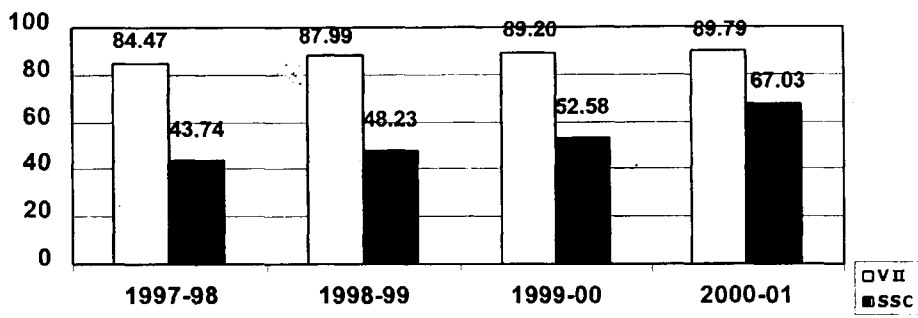


Table - 27

Management Wise & Subject Wise Pass Percentage In SSC -2001

| Sl No. | Subject/ Management | First Lang. | English | Maths | Science | Social | Second Lang. |
|------------------------|---------------------|-------------|---------|-------|---------|--------|--------------|
| 1 | Government | 91.17 | 80.27 | 67.24 | 83.96 | 89.37 | 84.39 |
| 2 | Zilla Parishad | 91.19 | 86.01 | 74.44 | 89.49 | 92.67 | 89.86 |
| 3 | Municipal | 90.55 | 77.56 | 63.21 | 82.92 | 87.93 | 84.62 |
| 4 | Residential | 98.95 | 98.32 | 96.00 | 99.16 | 99.16 | 96.84 |
| 5 | Private | 92.18 | 85.91 | 73.09 | 88.08 | 92.17 | 89.47 |
| All Managements | | 91.67 | 85.66 | 73.64 | 88.68 | 92.30 | 89.43 |

Demography

West Godavari District Information At a Glance

| | | | | |
|-----|---------------------------|--------------------|----------------------|----------------------|
| 1. | Area | 7.7 Sq. Km. | | |
| 2. | No. of Revenue Mandals | 46 | | |
| 3. | No. of Inhabited Villages | 883 | | |
| 4. | No. of Towns | 8 | | |
| 5. | Density | 493 per Sq. Km. | | |
| 6. | Population | <i>1991</i> | <i>2001</i> | |
| | | | <i>(Provisional)</i> | |
| | a) Males | 17,64,091 | 19,06,104 | |
| | Females | 17,53,477 | 18,90,040 | |
| | Total | 35,17,568 | 37,96,144 | |
| 7. | Sex Ratio | | | |
| | | 1981 | 991 | |
| | | 1991 | 994 | |
| | | 2001 | 992 | |
| 8. | Growth Rate | | | |
| | | 1971-81 | 21.04 | |
| | | 1981-91 | 22.39 | |
| | | 1991-01 | 7.92 | |
| 9. | Scheduled Castes | Population (1991) | <i>Percentage</i> | |
| | | Males - 3,17,507 | 18.00 | |
| | | Females - 3,11,726 | 17.78 | |
| | | Total - 6,29,233 | 17.89 | |
| 10. | Schedules Tribes | Population (1991) | | |
| | | Males - 42,160 | 2.39 | |
| | | Females - 42,488 | 2.42 | |
| | | Total - 84,648 | 2.41 | |
| 11. | Literacy Rate | | | |
| | | <i>1981</i> | <i>1991</i> | <i>2001</i> |
| | | <i>Census</i> | <i>Census</i> | <i>Census</i> |
| | | | | <i>(Provisional)</i> |
| | | Males | 52.67 | 59.75 |
| | | Females | 38.25 | 46.98 |
| | | Total | 45.50 | 53.37 |
| | | | 78.43 | 69.45 |
| | | | 73.95 | |

Table -1.11**MANDAL WISE NO.OF VILLAGES, INHABITED VILLAGES & TOWNS**

DISTRICT: WEST GODAVARI

1991 CENSUS

| SL NO | NAME OF THE MANDAL | NO.OF VILLAGES | NO.OF INHABITED VILLAGES | NO.OF TOWNS |
|--------------|--------------------|----------------|--------------------------|-------------|
| 1 | JEELUGUMILLI | 29 | 27 | - |
| 2 | BUTTAYAGUDEM | 53 | 51 | - |
| 3 | POLAVARAM | 23 | 22 | - |
| 4 | THALLAPUDI | 19 | 16 | - |
| 5 | GOPALAPURAM | 19 | 18 | - |
| 6 | KOYYALAGUDEM | 18 | 18 | - |
| 7 | JANGAREDDIGUDEM | 22 | 20 | - |
| 8 | T NARASAPURAM | 23 | 22 | - |
| 9 | CHINTALAPUDI | 38 | 36 | - |
| 10 | LINGAPALEM | 25 | 24 | - |
| 11 | KAMAVARAPUKOTA | 17 | 13 | - |
| 12 | DWARAKA TIRUMALA | 34 | 30 | - |
| 13 | NALLAJERLA | 14 | 14 | - |
| 14 | DEVARAPALLE | 13 | 13 | - |
| 15 | CHAGALLU | 11 | 11 | - |
| 16 | KOVVUR | 17 | 15 | 1 |
| 17 | NIDADAVOLE | 26 | 22 | 1 |
| 18 | TADEPALLIGUDEM | 22 | 18 | 1 |
| 19 | UNGUTURU | 17 | 17 | - |
| 20 | BHIMADOLE | 11 | 11 | - |
| 21 | PADAVEGI | 28 | 26 | - |
| 22 | PEDAPADU | 26 | 25 | - |
| 23 | ELURU | 21 | 21 | 1 |
| 24 | DENDULURU | 26 | 26 | - |
| 25 | NIDAMARRU | 24 | 21 | - |
| 26 | GANAPAVARAM | 25 | 25 | - |
| 27 | PENTAPADU | 22 | 21 | - |
| 28 | TANUKU | 10 | 8 | 1 |
| 29 | UNDRAJAVARAM | 15 | 15 | - |
| 30 | PERAVALI | 14 | 14 | - |
| 31 | IRAGAVARAM | 21 | 21 | - |
| 32 | ATTILI | 14 | 14 | - |
| 33 | UNDI | 20 | 20 | - |
| 34 | AKIVEEDU | 12 | 12 | 1 |
| 35 | KALLA | 13 | 13 | - |
| 36 | BHEEMAVARAM | 15 | 14 | 1 |
| 37 | PALAKODERU | 14 | 14 | - |
| 38 | VEERAVASARAM | 14 | 14 | - |
| 39 | PENUMANTRA | 16 | 16 | - |
| 40 | PENUGONDA | 13 | 12 | 1 |
| 41 | ACHANTA | 10 | 10 | - |
| 42 | PODURU | 14 | 14 | - |
| 43 | PALACOLE | 19 | 19 | 1 |
| 44 | YELAMANCHILI | 15 | 15 | - |
| 45 | NARASAPURAM | 16 | 15 | 1 |
| 46 | MOGALTHUR | 6 | 6 | - |
| TOTAL | | 894 | 849 | 10 |

Table -1.12
MANDAL WISE POPULATION & SEX RATIO - 1991 & 2001 CENSUS
 DISTRICT: WEST GODAVARI

| SI No | Name of the Mandal | Population - 1991 | | | Population - 2001 | | | Sex Ratio | |
|--------------|--------------------|-------------------|----------------|----------------|-------------------|----------------|----------------|------------|------------|
| | | Male | Female | Total | Male | Female | Total | 1991 | 2001 |
| 1 | JEELUGUMILLI | 12838 | 12527 | 25365 | 14400 | 14131 | 28531 | 976 | 981 |
| 2 | BUTTAYAGUDEM | 23152 | 23337 | 46489 | 25371 | 26494 | 51865 | 1008 | 1044 |
| 3 | POLAVARAM | 20880 | 20784 | 41664 | 21579 | 21928 | 43507 | 995 | 1016 |
| 4 | THALLAPUDI | 25073 | 24727 | 49800 | 27549 | 27011 | 54560 | 986 | 980 |
| 5 | GOPALAPURAM | 27441 | 27116 | 54557 | 30058 | 29807 | 59865 | 988 | 992 |
| 6 | KOYYALAGUDEM | 31228 | 30868 | 62096 | 35783 | 35184 | 70967 | 988 | 983 |
| 7 | JANGAREDDIGUDEM | 39339 | 38426 | 77765 | 47746 | 47001 | 94747 | 977 | 984 |
| 8 | T NARASAPURAM | 23208 | 22219 | 45427 | 26325 | 25165 | 51490 | 957 | 956 |
| 9 | CHINTALAPUDI | 38374 | 37985 | 76359 | 42100 | 41423 | 83523 | 990 | 984 |
| 10 | LINGPALEM | 24612 | 23986 | 48598 | 28624 | 27775 | 56399 | 975 | 970 |
| 11 | KAMAVARAPUKOTA | 23121 | 22532 | 45653 | 27124 | 26529 | 53653 | 975 | 978 |
| 12 | DWARAKA TIRUMALA | 28176 | 27329 | 55505 | 32507 | 30860 | 63367 | 970 | 949 |
| 13 | NALLAJERLA | 33849 | 33530 | 67379 | 37801 | 36920 | 74721 | 991 | 977 |
| 14 | DEVARAPALLE | 32046 | 31391 | 63437 | 36554 | 35658 | 72212 | 980 | 975 |
| 15 | CHAGALLU | 29035 | 28292 | 57327 | 33143 | 32444 | 65587 | 974 | 979 |
| 16 | KOVVUR | 48904 | 48814 | 97718 | 53932 | 53995 | 107927 | 998 | 1001 |
| 17 | NIDADAVOLE | 52606 | 52620 | 105226 | 55774 | 56187 | 111961 | 1000 | 1007 |
| 18 | TADEPALLIGUDEM | 81159 | 81167 | 162326 | 91408 | 91690 | 183098 | 1000 | 1003 |
| 19 | UNGUTURU | 35507 | 35043 | 70550 | 38908 | 38177 | 77085 | 987 | 981 |
| 20 | BHIMADOLE | 28689 | 28495 | 57184 | 31184 | 31297 | 62481 | 993 | 1004 |
| 21 | PADAVEGI | 34029 | 33024 | 67053 | 41657 | 39604 | 81261 | 970 | 951 |
| 22 | PEDAPADU | 30468 | 29468 | 59936 | 34017 | 34382 | 68399 | 967 | 1011 |
| 23 | ELURU | 139588 | 139851 | 279439 | 140261 | 144945 | 285206 | 1002 | 1033 |
| 24 | DENDULURU | 29133 | 28345 | 57478 | 33029 | 32642 | 65671 | 973 | 988 |
| 25 | NIDAMARRU | 22504 | 22264 | 44768 | 24135 | 23866 | 48001 | 989 | 989 |
| 26 | GANAPAVARAM | 32653 | 32923 | 65576 | 33388 | 33071 | 66459 | 1008 | 991 |
| 27 | PENTAPADU | 34179 | 34054 | 68233 | 35627 | 35421 | 71048 | 996 | 994 |
| 28 | TANUKU | 64754 | 64818 | 129572 | 68665 | 69675 | 138340 | 1001 | 1015 |
| 29 | UNDRAJAVARAM | 32045 | 32254 | 64299 | 36158 | 35265 | 71423 | 1007 | 975 |
| 30 | PERAVALI | 32847 | 33298 | 66145 | 34829 | 34575 | 69404 | 1014 | 993 |
| 31 | IRAGAVARAM | 33169 | 33310 | 66479 | 33419 | 32836 | 66255 | 1004 | 983 |
| 32 | ATTILI | 33546 | 33815 | 67361 | 34339 | 33913 | 68252 | 1008 | 988 |
| 33 | UNDI | 31468 | 31933 | 63401 | 32630 | 33209 | 65839 | 1015 | 1018 |
| 34 | AKIVEEDU | 35412 | 35071 | 70483 | 37900 | 37156 | 75056 | 990 | 980 |
| 35 | KALLA | 32078 | 31910 | 63988 | 34544 | 34003 | 68547 | 995 | 984 |
| 36 | BHEEMAVARAM | 99003 | 96577 | 195580 | 110532 | 107846 | 218378 | 975 | 976 |
| 37 | PALAKODERU | 31280 | 31588 | 62868 | 32974 | 32642 | 65616 | 1010 | 990 |
| 38 | VEERAVASARAM | 32320 | 31930 | 64250 | 32349 | 31857 | 64206 | 988 | 985 |
| 39 | PENUMANTRA | 30363 | 30687 | 61050 | 31379 | 30695 | 62074 | 1011 | 978 |
| 40 | PENUGONDA | 33679 | 34221 | 67900 | 34655 | 34122 | 68777 | 1016 | 985 |
| 41 | ACHANTA | 31330 | 31419 | 62749 | 31405 | 31104 | 62509 | 1003 | 990 |
| 42 | PODURU | 33158 | 33285 | 66443 | 33294 | 33201 | 66495 | 1004 | 997 |
| 43 | PALACOLE | 61283 | 61270 | 122553 | 63061 | 62639 | 125700 | 1000 | 993 |
| 44 | YELAMANCHILI | 36504 | 36916 | 73420 | 37528 | 36466 | 73994 | 1011 | 972 |
| 45 | NARASAPURAM | 64158 | 64553 | 128711 | 69553 | 69288 | 138841 | 1006 | 996 |
| 46 | MOGALTHUR | 33903 | 33505 | 67408 | 36906 | 35941 | 72847 | 988 | 974 |
| TOTAL | | 1764091 | 1753477 | 3517568 | 1906104 | 1890040 | 3796144 | 994 | 992 |

Table -1.13**MANDAL WISE LITERACY RATES - 1991 & 2001 CENSUS**

DISTRICT: WEST GODAVARI

| Sl No | Name of the Mandal | Literacy Rates - 1991 | | | Literacy Rates - 2001 | | |
|--------------|--------------------|-----------------------|--------------|--------------|-----------------------|--------------|--------------|
| | | Male | Female | Total | Male | Female | Total |
| 1 | JEELUGUMILLI | 48.50 | 34.17 | 41.44 | 67.76 | 56.13 | 62.01 |
| 2 | BUTTAYAGUDEM | 40.94 | 29.43 | 35.18 | 66.75 | 57.76 | 62.13 |
| 3 | POLAVARAM | 53.94 | 41.30 | 47.63 | 71.25 | 62.25 | 66.71 |
| 4 | THALLAPUDI | 57.24 | 45.59 | 51.45 | 75.60 | 66.47 | 71.07 |
| 5 | GOPALAPURAM | 48.17 | 39.61 | 43.93 | 68.29 | 62.57 | 65.44 |
| 6 | KOYYALAGUDEM | 50.60 | 40.53 | 45.59 | 70.45 | 63.89 | 67.20 |
| 7 | JANGAREDDIGUDEM | 52.35 | 39.94 | 46.21 | 71.80 | 61.83 | 66.84 |
| 8 | T NARASAPURAM | 38.71 | 27.53 | 33.25 | 70.32 | 59.15 | 64.86 |
| 9 | CHINTALAPUDI | 51.24 | 36.52 | 43.92 | 67.37 | 56.84 | 62.15 |
| 10 | LINGAPALEM | 44.76 | 31.14 | 38.05 | 74.10 | 64.13 | 69.19 |
| 11 | KAMAVARAPUKOTA | 40.79 | 33.10 | 37.01 | 70.33 | 60.84 | 65.66 |
| 12 | DWARAKA TIRUMALA | 43.21 | 35.53 | 39.43 | 67.44 | 59.79 | 63.71 |
| 13 | NALLAJERLA | 48.41 | 39.76 | 44.12 | 69.56 | 63.17 | 66.40 |
| 14 | DEVARAPALLE | 50.76 | 42.17 | 46.50 | 70.38 | 63.23 | 66.86 |
| 15 | CHAGALLU | 55.76 | 43.64 | 49.76 | 72.32 | 63.18 | 67.80 |
| 16 | KOVVUR | 59.94 | 48.61 | 54.28 | 75.72 | 66.90 | 71.30 |
| 17 | NIDADAVOLE | 60.35 | 49.64 | 54.99 | 78.95 | 71.81 | 75.37 |
| 18 | TADEPALLIGUDEM | 60.42 | 49.53 | 54.97 | 72.52 | 64.60 | 68.54 |
| 19 | UNGUTURU | 54.20 | 43.13 | 48.70 | 73.32 | 65.16 | 69.28 |
| 20 | BHIMADOLE | 56.10 | 43.56 | 49.83 | 81.23 | 72.63 | 76.91 |
| 21 | PADAVEGI | 45.98 | 35.57 | 40.87 | 73.94 | 64.77 | 69.48 |
| 22 | PEDAPADU | 62.68 | 46.78 | 54.87 | 91.48 | 85.51 | 88.47 |
| 23 | ELURU | 71.69 | 56.16 | 63.88 | 84.34 | 73.83 | 78.99 |
| 24 | DENDULURU | 58.82 | 45.99 | 52.52 | 73.04 | 62.91 | 67.99 |
| 25 | NIDAMARRU | 54.03 | 42.95 | 48.50 | 78.95 | 71.22 | 75.10 |
| 26 | GANAPAVARAM | 62.49 | 51.05 | 56.72 | 82.89 | 74.04 | 78.49 |
| 27 | PENTAPADU | 58.68 | 48.29 | 53.48 | 76.91 | 68.92 | 72.93 |
| 28 | TANUKU | 69.99 | 57.94 | 63.95 | 85.77 | 79.11 | 82.42 |
| 29 | UNDRAJAVARAM | 57.94 | 49.95 | 53.92 | 86.95 | 81.67 | 84.34 |
| 30 | PERAVALI | 57.20 | 46.41 | 51.76 | 78.50 | 71.16 | 74.84 |
| 31 | IRAGAVARAM | 64.69 | 49.93 | 57.31 | 82.03 | 71.87 | 76.99 |
| 32 | ATTILI | 63.96 | 49.81 | 56.85 | 84.30 | 75.22 | 79.77 |
| 33 | UNDI | 58.22 | 45.09 | 51.62 | 78.76 | 70.27 | 74.47 |
| 34 | AKIVEEDU | 56.30 | 44.24 | 50.28 | 83.19 | 75.25 | 79.26 |
| 35 | KALLA | 53.79 | 44.47 | 49.13 | 70.58 | 63.68 | 67.15 |
| 36 | BHEEMAVARAM | 66.29 | 52.91 | 59.70 | 83.30 | 74.17 | 78.79 |
| 37 | PALAKODERU | 64.23 | 49.85 | 56.98 | 77.92 | 66.52 | 72.23 |
| 38 | VEERAVASARAM | 67.69 | 51.39 | 59.58 | 88.06 | 79.08 | 83.60 |
| 39 | PENUMANTRA | 69.94 | 55.64 | 62.75 | 84.70 | 75.98 | 80.38 |
| 40 | PENUGONDA | 61.85 | 47.10 | 54.40 | 81.96 | 68.60 | 75.31 |
| 41 | ACHANTA | 62.78 | 46.54 | 54.63 | 84.21 | 72.17 | 78.19 |
| 42 | PODURU | 66.99 | 49.75 | 58.33 | 81.38 | 69.70 | 75.55 |
| 43 | PALACOLE | 72.77 | 56.96 | 64.83 | 88.00 | 77.60 | 82.80 |
| 44 | YELAMANCHILI | 63.82 | 47.07 | 55.40 | 85.29 | 74.97 | 80.19 |
| 45 | NARASAPURAM | 66.45 | 50.72 | 58.53 | 82.94 | 72.88 | 77.93 |
| 46 | MOGALTHUR | 53.43 | 35.94 | 44.72 | 74.33 | 60.91 | 67.71 |
| TOTAL | | 59.75 | 46.98 | 53.38 | 78.43 | 69.45 | 73.95 |

Table -1.14
POPULATION OF SCHEDULED CASTE AND PERCENTAGE OF
SC POPULATION TO TOTAL POPULATION - 1991 CENSUS
 DISTRICT: WEST GODAVARI

| SL NO | NAME OF THE MANDAL | S.C. POPULATION | | | % OF SC POPULATION | | |
|--------------|-----------------------|-----------------|---------------|---------------|--------------------|--------------|--------------|
| | | MALE | FEMALE | TOTAL | MALE | FEMALE | TOTAL |
| 1 | JEELUGUMILLI | 2517 | 2340 | 4857 | 19.61 | 18.68 | 19.15 |
| 2 | BUTTA YAGUDEM | 2618 | 2522 | 5140 | 11.31 | 10.81 | 11.06 |
| 3 | POLAVARAM | 2484 | 2460 | 4944 | 11.90 | 11.84 | 11.87 |
| 4 | THALLAPUDI | 7836 | 7663 | 15499 | 31.25 | 30.99 | 31.12 |
| 5 | GOPALAPURAM | 8976 | 8934 | 17910 | 32.71 | 32.95 | 32.83 |
| 6 | KOYYALAGUDEM | 6954 | 6804 | 13758 | 22.27 | 22.04 | 22.16 |
| 7 | JANGAREDDIGUDEM | 9277 | 8836 | 18113 | 23.58 | 22.99 | 23.29 |
| 8 | T NARASAPURAM | 5906 | 5582 | 11488 | 25.45 | 25.12 | 25.29 |
| 9 | CHINTALAPUDI | 9050 | 9015 | 18065 | 23.58 | 23.73 | 23.66 |
| 10 | LINGAPALEM | 7000 | 6678 | 13678 | 28.44 | 27.84 | 28.15 |
| 11 | KAMAVARAPUKOTA | 6899 | 6594 | 13493 | 29.84 | 29.27 | 29.56 |
| 12 | DWARAKA TIRUMALA | 9346 | 8930 | 18276 | 33.17 | 32.68 | 32.93 |
| 13 | NALLAJERLA | 9116 | 9097 | 18213 | 26.93 | 27.13 | 27.03 |
| 14 | DEVARAPALLE | 10630 | 10436 | 21066 | 33.17 | 33.25 | 33.21 |
| 15 | CHAGALLU | 6799 | 6678 | 13477 | 23.42 | 23.60 | 23.51 |
| 16 | KOVVUR | 11394 | 11494 | 22888 | 23.30 | 23.55 | 23.42 |
| 17 | NIDADAVOLE | 11340 | 11326 | 22666 | 21.56 | 21.52 | 21.54 |
| 18 | TADEPALLIGUDEM | 12420 | 12286 | 24706 | 15.30 | 15.14 | 15.22 |
| 19 | UNGUTURU | 7504 | 7214 | 14718 | 21.13 | 20.59 | 20.86 |
| 20 | BHIMADOLE | 5044 | 5325 | 10369 | 17.58 | 18.69 | 18.13 |
| 21 | PADAVEGI | 7123 | 6668 | 13791 | 20.93 | 20.19 | 20.57 |
| 22 | PEDAPADU | 4149 | 3919 | 8068 | 13.62 | 13.30 | 13.46 |
| 23 | ELURU | 15490 | 15168 | 30658 | 11.10 | 10.85 | 10.97 |
| 24 | DENDULURU | 5779 | 5376 | 11155 | 19.84 | 18.97 | 19.41 |
| 25 | NIDAMARRU | 2460 | 2397 | 4857 | 10.93 | 10.77 | 10.85 |
| 26 | GANAPAVARAM | 5730 | 5598 | 11328 | 17.55 | 17.00 | 17.27 |
| 27 | PENTAPADU | 6455 | 6234 | 12689 | 18.89 | 18.31 | 18.60 |
| 28 | TANUKU | 7114 | 7102 | 14216 | 10.99 | 10.96 | 10.97 |
| 29 | UNDRAJAVARAM | 6187 | 6092 | 12279 | 19.31 | 18.89 | 19.10 |
| 30 | PERAVALI | 5968 | 5894 | 11862 | 18.17 | 17.70 | 17.93 |
| 31 | IRAGAVARAM | 5278 | 5259 | 10537 | 15.91 | 15.79 | 15.85 |
| 32 | ATILI | 4521 | 4409 | 8930 | 13.48 | 13.04 | 13.26 |
| 33 | UNDI | 3025 | 3037 | 6062 | 9.61 | 9.51 | 9.56 |
| 34 | AKIVEEDU | 2830 | 2835 | 5665 | 7.99 | 8.08 | 8.04 |
| 35 | KALLA | 1814 | 1767 | 3581 | 5.65 | 5.54 | 5.60 |
| 36 | BHEEMAVARAM | 8869 | 8397 | 17266 | 8.96 | 8.69 | 8.83 |
| 37 | PALAKODERU | 3959 | 4011 | 7970 | 12.66 | 12.70 | 12.68 |
| 38 | VEERAVASARAM | 6155 | 6141 | 12296 | 19.04 | 19.23 | 19.14 |
| 39 | PENUMANTRA | 5800 | 5945 | 11745 | 19.10 | 19.37 | 19.24 |
| 40 | PENUGONDA | 6542 | 6629 | 13171 | 19.42 | 19.37 | 19.40 |
| 41 | ACHANTA | 8276 | 8053 | 16329 | 26.42 | 25.63 | 26.02 |
| 42 | POURU | 7818 | 7842 | 15660 | 23.58 | 23.56 | 23.57 |
| 43 | PALACOLE | 10853 | 10773 | 21626 | 17.71 | 17.58 | 17.65 |
| 44 | YELAMANCHILI | 8406 | 8529 | 16935 | 23.03 | 23.10 | 23.07 |
| 45 | NARASAPURAM | 9894 | 9687 | 19581 | 15.42 | 15.01 | 15.21 |
| 46 | MOGALTHUR | 3902 | 3750 | 7652 | 11.51 | 11.19 | 11.35 |
| TOTAL | | 317507 | 311726 | 629233 | 18.00 | 17.78 | 17.89 |

Table -1.15
POPULATION OF SCHEDULED TRIBE AND PERCENTAGE OF
ST POPULATION TO TOTAL POPULATION - 1991 CENSUS

DISTRICT: WEST GODAVARI

| SL NO | NAME OF THE MANDAL | S.T. POPULATION | | | % OF ST POPULATION | | |
|--------------|--------------------|-----------------|--------------|--------------|--------------------|-------------|-------------|
| | | MALE | FEMALE | TOTAL | MALE | FEMALE | TOTAL |
| 1 | JEELUGUMILLI | 3353 | 3348 | 6701 | 26.12 | 26.73 | 26.42 |
| 2 | BUTTAYAGUDEM | 13708 | 14133 | 27841 | 59.21 | 60.56 | 59.89 |
| 3 | POLAVARAM | 5316 | 5469 | 10785 | 25.46 | 26.31 | 25.89 |
| 4 | THALLAPUDI | 357 | 343 | 700 | 1.42 | 1.39 | 1.41 |
| 5 | GOPALAPURAM | 557 | 620 | 1177 | 2.03 | 2.29 | 2.16 |
| 6 | KOYYALAGUDEM | 975 | 1067 | 2042 | 3.12 | 3.46 | 3.29 |
| 7 | JANGAREDDIGUDEM | 864 | 807 | 1671 | 2.20 | 2.10 | 2.15 |
| 8 | T NARASAPURAM | 1953 | 1916 | 3869 | 8.42 | 8.62 | 8.52 |
| 9 | CHINTALAPUDI | 3672 | 3572 | 7244 | 9.57 | 9.40 | 9.49 |
| 10 | LINGAPALEM | 126 | 116 | 242 | 0.51 | 0.48 | 0.50 |
| 11 | KAMAVARAPUKOTA | 409 | 406 | 815 | 1.77 | 1.80 | 1.79 |
| 12 | DWARAKA TIRUMALA | 264 | 280 | 544 | 0.94 | 1.02 | 0.98 |
| 13 | NALLAJERLA | 202 | 208 | 410 | 0.60 | 0.62 | 0.61 |
| 14 | DEVARAPALLE | 215 | 199 | 414 | 0.67 | 0.63 | 0.65 |
| 15 | CHAGALLU | 192 | 184 | 376 | 0.66 | 0.65 | 0.66 |
| 16 | KOVVUR | 465 | 382 | 847 | 0.95 | 0.78 | 0.87 |
| 17 | NIDADAVOLE | 469 | 508 | 977 | 0.89 | 0.97 | 0.93 |
| 18 | TADEPALLIGUDEM | 692 | 672 | 1364 | 0.85 | 0.83 | 0.84 |
| 19 | UNGUTURU | 383 | 407 | 790 | 1.08 | 1.16 | 1.12 |
| 20 | BHIMADOLE | 160 | 163 | 323 | 0.56 | 0.57 | 0.56 |
| 21 | PADAVEGI | 189 | 176 | 365 | 0.56 | 0.53 | 0.54 |
| 22 | PEDAPADU | 381 | 377 | 758 | 1.25 | 1.28 | 1.26 |
| 23 | ELURU | 1089 | 1108 | 2197 | 0.78 | 0.79 | 0.79 |
| 24 | DENDULURU | 277 | 280 | 557 | 0.95 | 0.99 | 0.97 |
| 25 | NIDAMARRU | 76 | 68 | 144 | 0.34 | 0.31 | 0.32 |
| 26 | GANAPAVARAM | 241 | 208 | 449 | 0.74 | 0.63 | 0.68 |
| 27 | PENTAPADU | 193 | 168 | 361 | 0.56 | 0.49 | 0.53 |
| 28 | TANUKU | 360 | 362 | 722 | 0.56 | 0.56 | 0.56 |
| 29 | UNDRAJAVARAM | 192 | 186 | 378 | 0.60 | 0.58 | 0.59 |
| 30 | PERAVALI | 214 | 202 | 416 | 0.65 | 0.61 | 0.63 |
| 31 | IRAGAVARAM | 170 | 165 | 335 | 0.51 | 0.50 | 0.50 |
| 32 | ATTILI | 302 | 303 | 605 | 0.90 | 0.90 | 0.90 |
| 33 | UNDI | 367 | 348 | 715 | 1.17 | 1.09 | 1.13 |
| 34 | AKIVEEDU | 181 | 178 | 359 | 0.51 | 0.51 | 0.51 |
| 35 | KALLA | 192 | 173 | 365 | 0.60 | 0.54 | 0.57 |
| 36 | BHEEMAVARAM | 971 | 880 | 1851 | 0.98 | 0.91 | 0.95 |
| 37 | PALAKODERU | 196 | 216 | 412 | 0.63 | 0.68 | 0.66 |
| 38 | VEERAVASARAM | 206 | 222 | 428 | 0.64 | 0.70 | 0.67 |
| 39 | PENUMANTRA | 150 | 148 | 298 | 0.49 | 0.48 | 0.49 |
| 40 | PENUGONDA | 245 | 252 | 497 | 0.73 | 0.74 | 0.73 |
| 41 | ACHANTA | 174 | 189 | 363 | 0.56 | 0.60 | 0.58 |
| 42 | PODURU | 182 | 192 | 374 | 0.55 | 0.58 | 0.56 |
| 43 | PALACOLE | 435 | 444 | 879 | 0.71 | 0.72 | 0.72 |
| 44 | YELAMANCHILI | 162 | 186 | 348 | 0.44 | 0.50 | 0.47 |
| 45 | NARASAPURAM | 538 | 514 | 1052 | 0.84 | 0.80 | 0.82 |
| 46 | MOGALTHUR | 145 | 143 | 288 | 0.43 | 0.43 | 0.43 |
| TOTAL | | 42160 | 42488 | 84648 | 2.39 | 2.42 | 2.41 |

Table -1.16

| MANDAL WISE S.C & ST LITERACY RATES | | 1991 CENSUS | | | | | |
|-------------------------------------|-----------------|--------------|--------------|--------------|--------------|--------------|--------------|
| DISTRICT: WEST GODAVARI | | SC. | | | S.T | | |
| SLNO | MANDAL | MALE | FEMALE | TOTAL | MALE | FEMALE | TOTAL |
| 1 | JEELUGU MILLI | 40.69 | 21.49 | 31.55 | 25.45 | 16.92 | 21.22 |
| 2 | BUTTAYAGUDEM | 40.89 | 30.57 | 35.99 | 31.14 | 17.96 | 24.44 |
| 3 | POLAVARAM | 46.10 | 34.51 | 40.30 | 38.37 | 24.89 | 31.56 |
| 4 | THALLAPUDI | 47.25 | 33.32 | 40.36 | 11.23 | 6.38 | 8.78 |
| 5 | GOPALAPURAM | 35.52 | 26.37 | 30.97 | 20.61 | 18.09 | 19.32 |
| 6 | KOYYALAGUDEM | 37.85 | 27.35 | 32.67 | 27.04 | 25.50 | 26.26 |
| 7 | JANGAREDDIGUDEM | 32.42 | 24.15 | 28.39 | 62.04 | 106.97 | 83.99 |
| 8 | T.NARASAPURAM | 22.50 | 11.98 | 17.37 | 14.58 | 6.73 | 10.70 |
| 9 | CHINTALAPUDI | 40.99 | 26.71 | 33.82 | 20.27 | 6.30 | 13.40 |
| 10 | LINGAPALEM | 35.74 | 22.23 | 29.19 | 20.88 | 17.98 | 19.44 |
| 11 | KAMAVARAPUKOTA | 28.62 | 17.79 | 23.34 | 25.85 | 10.94 | 18.45 |
| 12 | DWARAKATIRUMALA | 33.54 | 22.60 | 28.22 | 10.88 | 9.62 | 10.22 |
| 13 | NALLAJERLA | 32.60 | 22.83 | 27.75 | 18.93 | 9.74 | 14.55 |
| 14 | DEVARAPALLE | 37.80 | 26.68 | 32.29 | 19.32 | 16.00 | 17.79 |
| 15 | CHAGALLU | 47.59 | 36.07 | 41.83 | 22.52 | 14.89 | 18.84 |
| 16 | KOVVUR | 44.16 | 31.82 | 37.95 | 13.60 | 10.58 | 12.23 |
| 17 | NIDADAVOLE | 45.88 | 34.71 | 40.36 | 9.21 | 5.99 | 7.52 |
| 18 | TADEPALLIGUDEM | 37.64 | 24.97 | 31.48 | 12.74 | 6.36 | 9.70 |
| 19 | UNGUTURU | 37.49 | 31.67 | 34.61 | 20.50 | 12.22 | 16.13 |
| 20 | BHIMADOLE | 47.61 | 34.39 | 40.82 | 48.85 | 37.23 | 42.91 |
| 21 | PEDAVEGI | 31.91 | 16.15 | 24.30 | 23.84 | 11.28 | 17.96 |
| 22 | PEDAPADU | 49.44 | 29.66 | 39.94 | 29.02 | 19.06 | 24.19 |
| 23 | ELURU | 50.58 | 31.42 | 41.22 | 32.29 | 18.56 | 25.39 |
| 24 | DENDULURU | 52.30 | 32.83 | 42.89 | 39.13 | 29.58 | 34.54 |
| 25 | NIDAMARRU | 44.57 | 28.84 | 36.85 | 17.65 | 9.62 | 13.59 |
| 26 | GANAPAVARAM | 48.77 | 36.73 | 42.78 | 15.38 | 17.92 | 16.62 |
| 27 | PENTAPADU | 49.41 | 36.21 | 42.94 | 23.84 | 7.09 | 15.75 |
| 28 | TANUKU | 59.09 | 44.15 | 51.72 | 40.22 | 33.14 | 36.78 |
| 29 | UNDRAJAVARAM | 46.19 | 34.11 | 40.19 | 30.25 | 21.66 | 26.02 |
| 30 | PERAVALI | 47.79 | 29.02 | 38.46 | 16.76 | 8.28 | 12.64 |
| 31 | IRAGAVARAM | 56.56 | 37.49 | 47.07 | 32.12 | 18.94 | 25.65 |
| 32 | ATTILI | 54.39 | 41.11 | 47.81 | 17.95 | 16.88 | 17.42 |
| 33 | UNDI | 49.90 | 31.77 | 40.79 | 43.77 | 27.40 | 35.87 |
| 34 | AKIVEEDU | 40.79 | 33.03 | 36.91 | 35.00 | 19.33 | 26.90 |
| 35 | KALLA | 49.51 | 37.39 | 43.57 | 6.49 | 7.09 | 6.76 |
| 36 | BHEEMAVARAM | 44.35 | 33.07 | 38.87 | 14.04 | 6.97 | 10.38 |
| 37 | PALAKODERU | 55.89 | 44.28 | 50.01 | 29.27 | 16.56 | 22.94 |
| 38 | VEERAVASARAM | 56.31 | 37.84 | 47.14 | 18.60 | 13.51 | 15.97 |
| 39 | PENUMANTRA | 63.61 | 44.84 | 54.14 | 30.08 | 14.75 | 22.45 |
| 40 | PENUGONDA | 56.30 | 37.71 | 46.90 | 27.51 | 19.00 | 23.14 |
| 41 | ACHANTA | 58.86 | 40.38 | 49.74 | 21.53 | 13.42 | 17.41 |
| 42 | PODURU | 65.78 | 44.14 | 54.90 | 14.47 | 11.84 | 13.16 |
| 43 | PALACOLE | 56.62 | 41.75 | 49.22 | 13.86 | 8.62 | 11.18 |
| 44 | YELAMANCHILI | 58.27 | 40.60 | 49.39 | 19.12 | 15.03 | 16.96 |
| 45 | NARASAPURAM | 51.44 | 44.58 | 48.01 | 15.79 | 13.58 | 14.65 |
| 46 | MOGALTHUR | 45.15 | 35.04 | 40.03 | 11.02 | 12.96 | 11.95 |
| | TOTAL | 47.45 | 33.90 | 40.74 | 29.11 | 19.02 | 24.06 |

*Schools, Enrolment
And Teachers*

Table - 2.11
TYPE WISE AND MANAGEMENT WISE INSTITUTIONS
DISTRICT: WEST GODAVARI

2000-2001

| SL. NO. | TYPE/ MANAGEMENT | PRE- PRIMARY | PRIMARY SCHOOLS | UPPER PRIMARY | HIGH SCHOOLS | HIGHER SECONDARY | TOTAL |
|--------------|------------------|--------------|-----------------|---------------|--------------|------------------|-------------|
| 1 | CENTRAL GOVT. | - | - | - | - | 1 | 1 |
| 2 | STATE GOVT. | 1 | 97 | 8 | 30 | - | 136 |
| 3 | M.P.P/Z.P.P | 7 | 1892 | 207 | 240 | - | 2346 |
| 4 | MUNICIPAL | - | 133 | 23 | 28 | - | 184 |
| 5 | PVT.AIDED | - | 271 | 17 | 41 | - | 329 |
| 6 | PVT.UNAIDED | - | 43 | 22 | 37 | 3 | 105 |
| TOTAL | | 8 | 2436 | 277 | 376 | 4 | 3101 |

Table - 2.12
TYPE WISE AND MANAGEMENT WISE ENROLMENT
DISTRICT: WEST GODAVARI

2000-2001

| SL. NO. | TYPE/ MANAGEMENT | PRE- PRIMARY | PRIMARY SCHOOLS | UPPER PRIMARY | HIGH SCHOOLS | HIGHER SECONDARY | TOTAL |
|--------------|------------------|--------------|-----------------|---------------|---------------|------------------|---------------|
| 1 | CENTRAL GOVT. | - | - | - | - | 369 | 369 |
| 2 | STATE GOVT. | 55 | 4133 | 1505 | 11026 | - | 16719 |
| 3 | M.P.P/Z.P.P | 342 | 248767 | 64417 | 111801 | - | 425327 |
| 4 | MUNICIPAL | - | 21695 | 6724 | 12869 | - | 41288 |
| 5 | PVT.AIDED | - | 44407 | 5841 | 21592 | - | 71840 |
| 6 | PVT.UNAIDED | - | 10051 | 5732 | 12270 | 3051 | 31104 |
| TOTAL | | 397 | 329053 | 84219 | 169558 | 3420 | 586647 |

Table - 2.13
TYPE WISE AND MANAGEMENT WISE TEACHERS
DISTRICT: WEST GODAVARI

2000-2001

| SL. NO. | TYPE/ MANAGEMENT | PRE- PRIMARY | PRIMARY SCHOOLS | UPPER PRIMARY | HIGH SCHOOLS | HIGHER SECONDARY | TOTAL |
|--------------|------------------|--------------|-----------------|---------------|--------------|------------------|--------------|
| 1 | CENTRAL GOVT. | - | - | - | - | 43 | 43 |
| 2 | STATE GOVT. | 2 | 158 | 62 | 421 | - | 643 |
| 3 | M.P.P/Z.P.P | 8 | 5710 | 1365 | 2489 | - | 9572 |
| 4 | MUNICIPAL | - | 365 | 162 | 299 | - | 826 |
| 5 | PVT.AIDED | - | 709 | 141 | 624 | - | 1474 |
| 6 | PVT.UNAIDED | - | 253 | 199 | 460 | 137 | 1049 |
| TOTAL | | 10 | 7195 | 1929 | 4293 | 180 | 13607 |

Table - 2.21
TYPE WISE AND MANAGEMENT WISE B.C. ENROLMENT
 DISTRICT: WEST GODAVARI 2000-2001

| SL. NO. | TYPE/ MANAGEMENT | PRE- PRIMARY | PRIMARY SCHOOLS | UPPER PRIMARY | HIGH SCHOOLS | HIGHER SECONDARY | TOTAL |
|--------------|------------------|--------------|-----------------|---------------|--------------|------------------|---------------|
| 1 | CENTRAL GOVT. | - | - | - | - | 90 | 90 |
| 2 | STATE GOVT. | 19 | 251 | 30 | 3157 | - | 3457 |
| 3 | M.P.P/Z.P.P | 196 | 112892 | 31103 | 46940 | - | 191131 |
| 4 | MUNICIPAL | - | 13127 | 4369 | 7233 | - | 24729 |
| 5 | PVT.AIDED | - | 16781 | 2888 | 9624 | - | 29293 |
| 6 | PVT.UNAIDED | - | 2618 | 1651 | 2751 | 190 | 7210 |
| TOTAL | | 215 | 145669 | 40041 | 69705 | 280 | 255910 |

Table - 2.22
TYPE WISE AND MANAGEMENT WISE S.C.ENROLMENT
 DISTRICT: WEST GODAVARI 2000-2001

| SL. NO. | TYPE/ MANAGEMENT | PRE- PRIMARY | PRIMARY SCHOOLS | UPPER PRIMARY | HIGH SCHOOLS | HIGHER SECONDARY | TOTAL |
|--------------|------------------|--------------|-----------------|---------------|--------------|------------------|---------------|
| 1 | CENTRAL GOVT. | - | - | - | - | 98 | 98 |
| 2 | STATE GOVT. | 1 | 138 | 8 | 3275 | - | 3422 |
| 3 | M.P.P/Z.P.P | 39 | 73341 | 11296 | 24841 | - | 109517 |
| 4 | MUNICIPAL | - | 4265 | 1049 | 2245 | - | 7559 |
| 5 | PVT.AIDED | - | 19728 | 1915 | 5237 | - | 26880 |
| 6 | PVT.UNAIDED | - | 1514 | 660 | 1293 | 139 | 3606 |
| TOTAL | | 40 | 98986 | 14928 | 36891 | 237 | 151082 |

Table - 2.23
TYPE WISE AND MANAGEMENT WISE S.T. ENROLMENT
 DISTRICT: WEST GODAVARI 2000-2001

| SL. NO. | TYPE/ MANAGEMENT | PRE- PRIMARY | PRIMARY SCHOOLS | UPPER PRIMARY | HIGH SCHOOLS | HIGHER SECONDARY | TOTAL |
|--------------|------------------|--------------|-----------------|---------------|--------------|------------------|--------------|
| 1 | CENTRAL GOVT. | - | - | - | - | 26 | 26 |
| 2 | STATE GOVT. | - | 3421 | 1442 | 2230 | - | 7093 |
| 3 | M.P.P/Z.P.P | 3 | 7870 | 896 | 1244 | - | 10013 |
| 4 | MUNICIPAL | - | 560 | 84 | 76 | - | 720 |
| 5 | PVT.AIDED | - | 1823 | 209 | 231 | - | 2263 |
| 6 | PVT.UNAIDED | - | 352 | 51 | 75 | 78 | 556 |
| TOTAL | | 3 | 14026 | 2682 | 3856 | 104 | 20671 |

Table - 2.31
TYPE WISE AND MANAGEMENT WISE B.C. TEACHERS
 DISTRICT: WEST GODAVARI 2000-2001

| SL. NO. | TYPE/ MANAGEMENT | PRE- PRIMARY | PRIMARY SCHOOLS | UPPER PRIMARY | HIGH SCHOOLS | HIGHER SECONDARY | TOTAL |
|--------------|------------------|--------------|-----------------|---------------|--------------|------------------|-------------|
| 1 | CENTRAL GOVT. | - | - | - | - | 26 | 26 |
| 2 | STATE GOVT. | 1 | 16 | 8 | 113 | - | 138 |
| 3 | M.P.P/Z.P.P | 6 | 2142 | 461 | 696 | - | 3305 |
| 4 | MUNICIPAL | - | 134 | 69 | 108 | - | 311 |
| 5 | PVT.AIDED | - | 396 | 55 | 230 | - | 681 |
| 6 | PVT.UNAIDED | - | 98 | 51 | 124 | - | 273 |
| TOTAL | | 7 | 2786 | 644 | 1271 | 26 | 4734 |

Table - 2.32
TYPE WISE AND MANAGEMENT WISE S.C. TEACHERS
 DISTRICT: WEST GODAVARI 2000-2001

| SL. NO. | TYPE/ MANAGEMENT | PRE- PRIMARY | PRIMARY SCHOOLS | UPPER PRIMARY | HIGH SCHOOLS | HIGHER SECONDARY | TOTAL |
|--------------|------------------|--------------|-----------------|---------------|--------------|------------------|-------------|
| 1 | CENTRAL GOVT. | - | - | - | - | 12 | 12 |
| 2 | STATE GOVT. | 1 | 12 | 3 | 79 | - | 95 |
| 3 | M.P.P/Z.P.P | 2 | 1206 | 185 | 203 | - | 1596 |
| 4 | MUNICIPAL | - | 70 | 20 | 30 | - | 120 |
| 5 | PVT.AIDED | - | 136 | 21 | 61 | - | 218 |
| 6 | PVT.UNAIDED | - | 46 | 18 | 29 | 4 | 97 |
| TOTAL | | 3 | 1470 | 247 | 402 | 16 | 2138 |

Table - 2.33
TYPE WISE AND MANAGEMENT WISE S.T. TEACHERS
 DISTRICT: WEST GODAVARI 2000-2001

| SL. NO. | TYPE/ MANAGEMENT | PRE- PRIMARY | PRIMARY SCHOOLS | UPPER PRIMARY | HIGH SCHOOLS | HIGHER SECONDARY | TOTAL |
|--------------|------------------|--------------|-----------------|---------------|--------------|------------------|------------|
| 1 | CENTRAL GOVT. | - | - | - | - | 2 | 2 |
| 2 | STATE GOVT. | - | 118 | 43 | 31 | - | 192 |
| 3 | M.P.P/Z.P.P | - | 115 | 8 | 8 | - | 131 |
| 4 | MUNICIPAL | - | 8 | - | - | - | 8 |
| 5 | PVT.AIDED | - | - | - | 26 | - | 26 |
| 6 | PVT.UNAIDED | - | - | 1 | - | - | 1 |
| TOTAL | | 0 | 241 | 52 | 65 | 2 | 360 |

Table - 2.41
TYPE WISE AND MEDIUM WISE INSTITUTIONS
EXCLUSIVE SCHOOLS

DISTRICT: WEST GODAVARI

2000-2001

| SL. NO. | TYPE/ MEDIUM | PRE-PRIMARY | PRIMARY SCHOOLS | UPPER PRIMARY | HIGH SCHOOLS | HIGHER SECONDARY | TOTAL |
|--------------|--------------|-------------|-----------------|---------------|--------------|------------------|-------------|
| 1 | TELUGU | 8 | 2378 | 261 | 338 | - | 2985 |
| 2 | ENGLISH | - | 39 | 15 | 36 | 3 | 93 |
| 3 | URDU | - | 13 | - | 1 | - | 14 |
| TOTAL | | 8 | 2430 | 276 | 375 | 3 | 3092 |

Table - 2.42
TYPE WISE AND MEDIUM WISE ENROLMENT
EXCLUSIVE SCHOOLS

DISTRICT: WEST GODAVARI

2000-2001

| SL. NO. | TYPE/ MEDIUM | PRE-PRIMARY | PRIMARY SCHOOLS | UPPER PRIMARY | HIGH SCHOOLS | HIGHER SECONDARY | TOTAL |
|--------------|--------------|-------------|-----------------|---------------|---------------|------------------|---------------|
| 1 | TELUGU | 397 | 315040 | 80057 | 154700 | - | 550194 |
| 2 | ENGLISH | - | 11285 | 3784 | 14122 | 3051 | 32242 |
| 3 | URDU | - | 720 | - | 61 | - | 781 |
| TOTAL | | 397 | 327045 | 83841 | 168883 | 3051 | 583217 |

Table - 2.43
TYPE WISE AND MEDIUM WISE TEACHERS
EXCLUSIVE SCHOOLS

DISTRICT: WEST GODAVARI

2000-2001

| SL. NO. | TYPE/ MEDIUM | PRE-PRIMARY | PRIMARY SCHOOLS | UPPER PRIMARY | HIGH SCHOOLS | HIGHER SECONDARY | TOTAL |
|--------------|--------------|-------------|-----------------|---------------|--------------|------------------|--------------|
| 1 | TELUGU | 10 | 6861 | 1778 | 3756 | - | 12405 |
| 2 | ENGLISH | - | 267 | 141 | 512 | 137 | 1057 |
| 3 | URDU | - | 22 | - | 2 | - | 24 |
| TOTAL | | 10 | 7150 | 1919 | 4270 | 137 | 13486 |

Table - 2.51
TYPE WISE AND MEDIUM WISE INSTITUTIONS
PARALLEL SCHOOLS

DISTRICT: WEST GODAVARI

2000-2001

| SL. NO. | TYPE/ MEDIUM | PRE- PRIMARY | PRIMARY SCHOOLS | UPPER PRIMARY | HIGH SCHOOLS | HIGHER SECONDARY | TOTAL |
|--------------|------------------|--------------|-----------------|---------------|--------------|------------------|----------|
| 1 | TELUGU & ENGLISH | - | 3 | - | 1 | 1 | 5 |
| 2 | TELUGU & URDU | - | 3 | - | - | - | 3 |
| 3 | TELUGU & ORIYA | - | - | 1 | - | - | 1 |
| TOTAL | | - | 6 | 1 | 1 | 1 | 9 |

Table - 2.52
TYPE WISE AND MEDIUM WISE ENROLMENT
PARALLEL SCHOOLS

DISTRICT: WEST GODAVARI

2000-2001

| SL. NO. | TYPE/ MEDIUM | PRE- PRIMARY | PRIMARY SCHOOLS | UPPER PRIMARY | HIGH SCHOOLS | HIGHER SECONDARY | TOTAL |
|--------------|--------------|--------------|-----------------|---------------|--------------|------------------|-------------|
| 1 | TELUGU | - | 1206 | 338 | 556 | 185 | 2285 |
| 2 | ENGLISH | - | 675 | - | 119 | 184 | 978 |
| 3 | URDU | - | 127 | - | - | - | 127 |
| 4 | ORIYA | - | - | 40 | - | - | 40 |
| TOTAL | | - | 2008 | 378 | 675 | 369 | 3430 |

Table - 2.53
TYPE WISE AND MEDIUM WISE TEACHERS
PARALLEL SCHOOLS

DISTRICT: WEST GODAVARI

2000-2001

| SL. NO. | TYPE/ MEDIUM | PRE- PRIMARY | PRIMARY SCHOOLS | UPPER PRIMARY | HIGH SCHOOLS | HIGHER SECONDARY | TOTAL |
|--------------|--------------|--------------|-----------------|---------------|--------------|------------------|------------|
| 1 | TELUGU | - | 18 | 9 | 16 | 23 | 66 |
| 2 | ENGLISH | - | 18 | - | 7 | 20 | 45 |
| 3 | URDU | - | 9 | - | - | - | 9 |
| 4 | ORIYA | - | - | 1 | - | - | 1 |
| TOTAL | | - | 45 | 10 | 23 | 43 | 121 |

Table - 2.61

CLASS - WISE ALL & B.C. ENROLMENT

DISTRICT: WEST GODAVARI

2000-2001

| CLASSES | ALL ENROLMENT | | | % to Total | B.C. ENROLMENT | | |
|-------------|---------------|--------|--------|------------|----------------|--------|--------|
| | BOYS | GIRLS | TOTAL | | BOYS | GIRLS | TOTAL |
| PRE-PRIMARY | 1359 | 927 | 2286 | 0.39 | 361 | 321 | 682 |
| I | 39159 | 38499 | 77658 | 13.24 | 17572 | 17246 | 34818 |
| II | 39824 | 39980 | 79804 | 13.60 | 18090 | 18286 | 36376 |
| III | 42955 | 43318 | 86273 | 14.71 | 19391 | 19632 | 39023 |
| IV | 38597 | 39924 | 78521 | 13.38 | 16954 | 17856 | 34810 |
| V | 35147 | 36016 | 71163 | 12.13 | 15296 | 15779 | 31075 |
| I-V | 195682 | 197737 | 393419 | 67.06 | 87303 | 88799 | 176102 |
| VI | 26133 | 25625 | 51758 | 8.82 | 11339 | 10921 | 22260 |
| VII | 22551 | 21542 | 44093 | 7.52 | 9789 | 8988 | 18777 |
| VI-VII | 48684 | 47167 | 95851 | 16.34 | 21128 | 19909 | 41037 |
| VIII | 19529 | 17512 | 37041 | 6.31 | 8165 | 7086 | 15251 |
| IX | 16048 | 14967 | 31015 | 5.29 | 6658 | 5666 | 12324 |
| X | 14144 | 12663 | 26807 | 4.57 | 5698 | 4795 | 10493 |
| VIII-X | 49721 | 45142 | 94863 | 16.17 | 20521 | 17547 | 38068 |
| XI | 77 | 44 | 121 | 0.02 | 7 | 5 | 12 |
| XII | 76 | 31 | 107 | 0.02 | 4 | 5 | 9 |
| XI-XII | 153 | 75 | 228 | 0.04 | 11 | 10 | 21 |
| I-X | 294087 | 290046 | 584133 | 99.57 | 128952 | 126255 | 255207 |
| P.P-XII | 295599 | 291048 | 586647 | 100.00 | 129324 | 126586 | 255910 |

Table - 2.62**CLASS - WISE S.C. & S.T. ENROLMENT**

DISTRICT: WEST GODAVARI

2000-2001

| CLASSES | S.C. ENROLMENT | | | S.T. ENROLMENT | | |
|-------------|----------------|-------|--------|----------------|-------|-------|
| | BOYS | GIRLS | TOTAL | BOYS | GIRLS | TOTAL |
| PRE-PRIMARY | 147 | 127 | 274 | 13 | 11 | 24 |
| I | 11192 | 10906 | 22098 | 2166 | 2106 | 4272 |
| II | 10865 | 10921 | 21786 | 1758 | 1662 | 3420 |
| III | 11910 | 12031 | 23941 | 1707 | 1697 | 3404 |
| IV | 10950 | 11155 | 22105 | 1419 | 1405 | 2824 |
| V | 9563 | 9556 | 19119 | 1123 | 1160 | 2283 |
| I-V | 54480 | 54569 | 109049 | 8173 | 8030 | 16203 |
| VI | 6396 | 5851 | 12247 | 746 | 734 | 1480 |
| VII | 5175 | 4724 | 9899 | 568 | 481 | 1049 |
| VI-VII | 11571 | 10575 | 22146 | 1314 | 1215 | 2529 |
| VIII | 4334 | 3444 | 7778 | 403 | 399 | 802 |
| IX | 3416 | 2960 | 6376 | 305 | 261 | 566 |
| X | 3048 | 2385 | 5433 | 283 | 240 | 523 |
| VIII-X | 10798 | 8789 | 19587 | 991 | 900 | 1891 |
| XI | 11 | 4 | 15 | 4 | 9 | 13 |
| XII | 9 | 2 | 11 | 3 | 8 | 11 |
| XI-XII | 20 | 6 | 26 | 7 | 17 | 24 |
| I-X | 76849 | 73933 | 150782 | 10478 | 10145 | 20623 |
| P.P-XII | 77016 | 74066 | 151082 | 10498 | 10173 | 20671 |

*Mandal-Wise
Information*

Table - 3.11
CLASS WISE ENROLMENT
ALL - BOYS

2000-2001

| SL NO | MANDAL | PP | I | II | III | IV | V | VI | VII | VIII | IX | X | XI | XII |
|--------------|------------------|-------------|--------------|--------------|--------------|--------------|--------------|--------------|--------------|--------------|--------------|--------------|-----------|-----------|
| 1 | JEELUGUMILLI | - | 401 | 429 | 513 | 414 | 334 | 337 | 289 | 189 | 151 | 134 | - | - |
| 2 | BUTTAYAGUDEM | - | 945 | 705 | 583 | 643 | 529 | 478 | 330 | 296 | 218 | 217 | - | - |
| 3 | POLAVARAM | 79 | 626 | 556 | 539 | 549 | 377 | 323 | 260 | 202 | 119 | 119 | - | - |
| 4 | THALLAPUDI | 21 | 589 | 482 | 507 | 525 | 457 | 377 | 302 | 260 | 229 | 197 | - | - |
| 5 | GOPALAPURAM | 10 | 801 | 771 | 831 | 698 | 629 | 417 | 354 | 318 | 211 | 189 | - | - |
| 6 | KOYYALAGUDEM | 17 | 707 | 785 | 894 | 754 | 655 | 434 | 403 | 288 | 178 | 178 | - | - |
| 7 | JANGAREDDIGUDEM | - | 859 | 822 | 972 | 774 | 596 | 374 | 334 | 462 | 366 | 316 | - | - |
| 8 | T NARASAPURAM | - | 801 | 669 | 641 | 629 | 491 | 314 | 230 | 236 | 178 | 157 | - | - |
| 9 | CHINTALAPUDI | - | 1252 | 1217 | 1283 | 1180 | 943 | 623 | 554 | 362 | 277 | 226 | - | - |
| 10 | LINGAPALEM | 8 | 753 | 591 | 729 | 681 | 644 | 317 | 322 | 330 | 257 | 226 | - | - |
| 11 | KAMAVARAPUKOTA | - | 611 | 721 | 722 | 621 | 558 | 341 | 270 | 214 | 127 | 125 | - | - |
| 12 | DWARAKA TIRUMALA | - | 728 | 888 | 944 | 799 | 671 | 336 | 293 | 210 | 177 | 127 | - | - |
| 13 | NALLAJERLA | - | 871 | 809 | 836 | 717 | 611 | 527 | 447 | 346 | 323 | 260 | - | - |
| 14 | DEVARAPALLE | - | 847 | 804 | 768 | 774 | 629 | 454 | 420 | 410 | 301 | 236 | - | - |
| 15 | CHAGALLU | - | 415 | 674 | 663 | 592 | 512 | 385 | 338 | 232 | 230 | 164 | - | - |
| 16 | KOVVUR | 61 | 1036 | 898 | 945 | 869 | 821 | 650 | 551 | 542 | 474 | 379 | - | - |
| 17 | NIDADAVOLE | - | 988 | 975 | 1223 | 1015 | 917 | 758 | 704 | 586 | 493 | 409 | - | - |
| 18 | TADEPALLIGUDEM | 53 | 1517 | 1541 | 1503 | 1281 | 1246 | 994 | 768 | 700 | 598 | 585 | - | - |
| 19 | UNGUTURU | 68 | 822 | 891 | 1065 | 923 | 818 | 556 | 467 | 422 | 390 | 320 | - | - |
| 20 | BHIMADOLE | - | 866 | 750 | 870 | 758 | 735 | 497 | 457 | 348 | 298 | 234 | - | - |
| 21 | PADAVEGI | 72 | 1021 | 979 | 1115 | 889 | 770 | 564 | 480 | 456 | 339 | 295 | 20 | 14 |
| 22 | PEDAPADU | 109 | 690 | 737 | 848 | 751 | 669 | 438 | 401 | 293 | 261 | 253 | - | - |
| 23 | ELURU | 52 | 2545 | 2759 | 2866 | 2529 | 2560 | 1893 | 1709 | 1607 | 1359 | 1152 | - | - |
| 24 | DENDULURU | - | 802 | 834 | 846 | 737 | 726 | 419 | 334 | 353 | 270 | 215 | - | - |
| 25 | NIDAMARRU | 34 | 574 | 460 | 514 | 506 | 435 | 350 | 279 | 189 | 190 | 147 | - | - |
| 26 | GANAPAVARAM | - | 519 | 834 | 840 | 829 | 759 | 443 | 403 | 389 | 332 | 285 | - | - |
| 27 | PENTAPADU | 94 | 717 | 782 | 886 | 891 | 851 | 604 | 483 | 400 | 339 | 308 | - | - |
| 28 | TANUKU | - | 1078 | 985 | 1029 | 993 | 954 | 786 | 699 | 608 | 511 | 447 | - | - |
| 29 | UNRAJAVARAM | - | 444 | 503 | 753 | 652 | 586 | 381 | 339 | 266 | 249 | 196 | - | - |
| 30 | PERAVALI | 39 | 590 | 606 | 731 | 629 | 561 | 426 | 357 | 330 | 259 | 268 | - | - |
| 31 | IRAGAVARAM | - | 591 | 694 | 857 | 718 | 672 | 497 | 425 | 297 | 252 | 155 | - | - |
| 32 | ATTILI | 96 | 566 | 672 | 867 | 671 | 605 | 438 | 341 | 338 | 213 | 252 | - | - |
| 33 | UNDI | 146 | 655 | 720 | 801 | 710 | 690 | 429 | 402 | 336 | 287 | 289 | - | - |
| 34 | AKIVEEDU | 166 | 755 | 784 | 764 | 777 | 670 | 434 | 373 | 289 | 265 | 238 | - | - |
| 35 | KALLA | - | 898 | 724 | 715 | 600 | 641 | 495 | 389 | 405 | 346 | 291 | - | - |
| 36 | BHEEMAVARAM | - | 1655 | 834 | 2032 | 1788 | 1677 | 1538 | 1322 | 1189 | 967 | 990 | 11 | 15 |
| 37 | PALAKODERU | - | 607 | 719 | 782 | 666 | 614 | 526 | 450 | 459 | 450 | 443 | - | - |
| 38 | VEERAVASARAM | - | 584 | 670 | 786 | 652 | 612 | 512 | 476 | 391 | 326 | 278 | - | - |
| 39 | PENUMANTRA | - | 468 | 602 | 672 | 699 | 599 | 519 | 480 | 339 | 293 | 270 | - | - |
| 40 | PENUGONDA | - | 503 | 939 | 822 | 791 | 677 | 463 | 404 | 354 | 228 | 228 | - | - |
| 41 | ACHANTA | - | 797 | 713 | 721 | 689 | 702 | 545 | 464 | 405 | 339 | 288 | - | - |
| 42 | PODURU | - | 776 | 680 | 716 | 735 | 725 | 542 | 442 | 372 | 341 | 285 | - | - |
| 43 | PALACOLE | - | 1242 | 1185 | 1212 | 1219 | 1163 | 933 | 904 | 775 | 692 | 637 | - | - |
| 44 | YELAMANCHILI | - | 1095 | 933 | 870 | 787 | 729 | 691 | 561 | 488 | 306 | 317 | - | - |
| 45 | NARASAPURAM | 234 | 1582 | 1548 | 1882 | 1714 | 1630 | 1237 | 1076 | 949 | 743 | 612 | 46 | 47 |
| 46 | MOGALTHUR | - | 970 | 950 | 897 | 779 | 697 | 538 | 465 | 299 | 286 | 207 | - | - |
| TOTAL | | 1359 | 39159 | 39824 | 42955 | 38597 | 35147 | 26133 | 22551 | 19529 | 16048 | 14144 | 77 | 76 |

Table - 3.12
CLASS WISE ENROLMENT
ALL - GIRLS

2000-2001

| SL NO | MANDAL | PP | I | II | III | IV | V | VI | VII | VIII | IX | X | XI | XII |
|--------------|------------------|------------|--------------|--------------|--------------|--------------|--------------|--------------|--------------|--------------|--------------|--------------|-----------|-----------|
| 1 | JEELUGUMILLI | - | 398 | 506 | 496 | 414 | 358 | 281 | 217 | 131 | 118 | 122 | - | - |
| 2 | BUTTAYAGUDEM | - | 957 | 694 | 696 | 688 | 612 | 538 | 379 | 339 | 245 | 214 | - | - |
| 3 | POLAVARAM | 73 | 600 | 511 | 527 | 467 | 437 | 311 | 262 | 215 | 128 | 135 | - | - |
| 4 | THALLAPUDI | 20 | 642 | 512 | 532 | 487 | 473 | 331 | 233 | 244 | 222 | 154 | - | - |
| 5 | GOPALAPURAM | 12 | 801 | 798 | 840 | 803 | 630 | 441 | 321 | 254 | 243 | 163 | - | - |
| 6 | KOYYALAGUDEM | 10 | 686 | 744 | 945 | 790 | 656 | 499 | 382 | 295 | 204 | 161 | - | - |
| 7 | JANGAREDDIGUDEM | - | 887 | 844 | 1077 | 898 | 684 | 472 | 375 | 327 | 347 | 267 | - | - |
| 8 | T NARASAPURAM | - | 803 | 644 | 672 | 609 | 510 | 194 | 159 | 137 | 113 | 75 | - | - |
| 9 | CHINTALAPUDI | - | 1212 | 1151 | 1216 | 1124 | 1054 | 560 | 505 | 368 | 412 | 292 | - | - |
| 10 | LINGAPALEM | 12 | 682 | 656 | 715 | 702 | 650 | 320 | 273 | 177 | 151 | 100 | - | - |
| 11 | KAMAVARAPUKOTA | - | 640 | 655 | 658 | 665 | 558 | 300 | 215 | 153 | 127 | 129 | - | - |
| 12 | DWARAKA TIRUMALA | - | 680 | 827 | 936 | 830 | 671 | 317 | 264 | 160 | 116 | 114 | - | - |
| 13 | NALLAJERLA | - | 838 | 804 | 862 | 794 | 714 | 543 | 472 | 354 | 304 | 267 | - | - |
| 14 | DEVARAPALLE | - | 863 | 724 | 804 | 808 | 657 | 485 | 355 | 413 | 306 | 227 | - | - |
| 15 | CHAGALLU | - | 457 | 683 | 709 | 596 | 485 | 371 | 280 | 205 | 212 | 157 | - | - |
| 16 | KOVVUR | 47 | 1087 | 963 | 957 | 936 | 879 | 660 | 588 | 463 | 447 | 401 | - | - |
| 17 | NIDADAVOLE | - | 949 | 977 | 1213 | 1061 | 998 | 777 | 725 | 594 | 487 | 429 | - | - |
| 18 | TADEPALLIGUDEM | 32 | 1438 | 1531 | 1610 | 1396 | 1358 | 975 | 757 | 619 | 535 | 470 | - | - |
| 19 | UNGUTURU | 51 | 759 | 874 | 1099 | 935 | 868 | 567 | 463 | 337 | 304 | 266 | - | - |
| 20 | BHIMADOLE | - | 765 | 804 | 829 | 821 | 742 | 547 | 475 | 411 | 386 | 310 | - | - |
| 21 | PADAVEGI | 48 | 920 | 943 | 1062 | 909 | 782 | 478 | 330 | 278 | 243 | 202 | 5 | 6 |
| 22 | PEDAPADU | 83 | 734 | 799 | 869 | 767 | 746 | 518 | 453 | 367 | 339 | 264 | - | - |
| 23 | ELURU | 55 | 2639 | 2961 | 3007 | 2764 | 2532 | 2027 | 1812 | 1540 | 1403 | 1265 | - | - |
| 24 | DENDULURU | - | 762 | 865 | 875 | 748 | 776 | 411 | 317 | 246 | 184 | 186 | - | - |
| 25 | NIDAMARRU | 49 | 580 | 496 | 508 | 477 | 432 | 369 | 287 | 220 | 193 | 125 | - | - |
| 26 | GANAPAVARAM | - | 544 | 821 | 797 | 853 | 722 | 421 | 374 | 320 | 290 | 240 | - | - |
| 27 | PENTAPADU | 78 | 691 | 753 | 831 | 864 | 843 | 602 | 443 | 365 | 287 | 257 | - | - |
| 28 | TANUKU | - | 999 | 1016 | 1083 | 1104 | 1037 | 854 | 763 | 659 | 554 | 481 | - | - |
| 29 | UNDRAJAVARAM | - | 489 | 550 | 803 | 674 | 606 | 402 | 325 | 215 | 188 | 151 | - | - |
| 30 | PERAVALI | 35 | 630 | 636 | 729 | 633 | 617 | 451 | 373 | 280 | 232 | 209 | - | - |
| 31 | IRAGAVARAM | - | 573 | 656 | 822 | 756 | 682 | 499 | 448 | 318 | 295 | 192 | - | - |
| 32 | ATTILI | 47 | 532 | 712 | 858 | 741 | 669 | 445 | 352 | 306 | 224 | 211 | - | - |
| 33 | UNDI | 22 | 678 | 737 | 834 | 743 | 685 | 469 | 390 | 280 | 284 | 226 | - | - |
| 34 | AKIVEEDU | 102 | 801 | 761 | 752 | 746 | 669 | 385 | 392 | 363 | 261 | 242 | - | - |
| 35 | KALLA | - | 870 | 742 | 771 | 641 | 619 | 430 | 377 | 357 | 338 | 251 | - | - |
| 36 | BHEEMAVARAM | - | 1536 | 1700 | 1950 | 1725 | 1632 | 1311 | 1201 | 1044 | 838 | 768 | 3 | 2 |
| 37 | PALAKODERU | - | 572 | 734 | 789 | 706 | 610 | 499 | 466 | 394 | 337 | 305 | - | - |
| 38 | VEERAVASARAM | - | 590 | 649 | 753 | 655 | 635 | 501 | 403 | 349 | 260 | 235 | - | - |
| 39 | PENUMANTRA | - | 486 | 554 | 617 | 623 | 590 | 430 | 413 | 329 | 301 | 239 | - | - |
| 40 | PENUGONDA | - | 447 | 916 | 824 | 864 | 713 | 513 | 367 | 299 | 248 | 220 | - | - |
| 41 | ACHANTA | - | 773 | 734 | 725 | 721 | 615 | 517 | 444 | 313 | 273 | 215 | - | - |
| 42 | PODURU | - | 758 | 742 | 778 | 761 | 695 | 491 | 454 | 346 | 317 | 217 | - | - |
| 43 | PALACOLE | - | 1227 | 1218 | 1345 | 1286 | 1131 | 865 | 835 | 668 | 529 | 531 | - | - |
| 44 | YELAMANCHILI | - | 1065 | 883 | 891 | 818 | 774 | 631 | 514 | 445 | 292 | 281 | - | - |
| 45 | NARASAPURAM | 151 | 1534 | 1532 | 1792 | 1643 | 1534 | 1182 | 981 | 788 | 659 | 549 | 36 | 23 |
| 46 | MOGALTHUR | - | 925 | 968 | 860 | 878 | 676 | 435 | 328 | 227 | 191 | 148 | - | - |
| TOTAL | | 927 | 38499 | 39980 | 43318 | 39924 | 36016 | 25625 | 21542 | 17512 | 14967 | 12663 | 44 | 31 |

Table - 3.13
CLASS WISE ENROLMENT
ALL - TOTAL

2000-2001

| SL NO | MANDAL | PP | I | II | III | IV | V | VI | VII | VIII | IX | X | XI | XII |
|--------------|------------------|-------------|--------------|--------------|--------------|--------------|--------------|--------------|--------------|--------------|--------------|--------------|------------|------------|
| 1 | JEELUGUMILLI | - | 799 | 935 | 1009 | 828 | 692 | 618 | 506 | 320 | 269 | 256 | - | - |
| 2 | BUTTAYAGUDEM | - | 1902 | 1399 | 1379 | 1331 | 1141 | 1016 | 709 | 635 | 463 | 431 | - | - |
| 3 | POLAVARAM | 152 | 1226 | 1067 | 1066 | 1016 | 814 | 634 | 522 | 417 | 247 | 254 | - | - |
| 4 | THALLAPUDI | 41 | 1231 | 994 | 1039 | 1012 | 930 | 708 | 535 | 504 | 451 | 351 | - | - |
| 5 | GOPALAPURAM | 22 | 1602 | 1569 | 1671 | 1501 | 1259 | 858 | 675 | 572 | 454 | 352 | - | - |
| 6 | KOYYALAGUDEM | 27 | 1393 | 1529 | 1839 | 1544 | 1311 | 933 | 785 | 583 | 382 | 339 | - | - |
| 7 | JANGAREDDIGUDEM | - | 1746 | 1666 | 2049 | 1672 | 1280 | 846 | 709 | 789 | 713 | 583 | - | - |
| 8 | T NARASAPURAM | - | 1604 | 1313 | 1313 | 1238 | 1001 | 508 | 389 | 373 | 291 | 232 | - | - |
| 9 | CHINTALAPUDI | - | 2464 | 2368 | 2499 | 2304 | 1997 | 1183 | 1059 | 730 | 689 | 518 | - | - |
| 10 | LINGAPALEM | 20 | 1435 | 1247 | 1444 | 1383 | 1294 | 637 | 595 | 507 | 408 | 326 | - | - |
| 11 | KAMAVARAPUKOTA | - | 1251 | 1376 | 1380 | 1286 | 1116 | 641 | 485 | 367 | 254 | 254 | - | - |
| 12 | DWARAKA TIRUMALA | - | 1408 | 1715 | 1880 | 1629 | 1342 | 653 | 557 | 370 | 293 | 241 | - | - |
| 13 | NALLAJERLA | - | 1709 | 1613 | 1698 | 1511 | 1325 | 1070 | 919 | 700 | 627 | 527 | - | - |
| 14 | DEVARAPALLE | - | 1710 | 1528 | 1572 | 1582 | 1286 | 939 | 775 | 823 | 607 | 463 | - | - |
| 15 | CHAGALLU | - | 872 | 1357 | 1372 | 1188 | 997 | 756 | 618 | 437 | 442 | 321 | - | - |
| 16 | KOVVUR | 108 | 2123 | 1861 | 1902 | 1805 | 1700 | 1310 | 1139 | 1005 | 921 | 780 | - | - |
| 17 | NIDADAVOLE | - | 1937 | 1952 | 2436 | 2076 | 1915 | 1535 | 1429 | 1180 | 980 | 838 | - | - |
| 18 | TADEPALLIGUDEM | 85 | 2955 | 3072 | 3113 | 2677 | 2604 | 1969 | 1525 | 1319 | 1133 | 1055 | - | - |
| 19 | UNGUTURU | 119 | 1581 | 1765 | 2164 | 1858 | 1686 | 1123 | 930 | 759 | 694 | 586 | - | - |
| 20 | BHIMADOLE | - | 1631 | 1554 | 1699 | 1579 | 1477 | 1044 | 932 | 759 | 684 | 544 | - | - |
| 21 | PADAVEGI | 120 | 1941 | 1922 | 2177 | 1798 | 1552 | 1042 | 810 | 734 | 582 | 497 | 25 | 20 |
| 22 | PEDAPADU | 192 | 1424 | 1536 | 1717 | 1518 | 1415 | 956 | 854 | 660 | 600 | 517 | - | - |
| 23 | ELURU | 107 | 5184 | 5720 | 5873 | 5293 | 5092 | 3920 | 3521 | 3147 | 2762 | 2417 | - | - |
| 24 | DENDULURU | - | 1564 | 1699 | 1721 | 1485 | 1502 | 830 | 651 | 599 | 454 | 401 | - | - |
| 25 | NIDAMARRU | 83 | 1154 | 956 | 1022 | 983 | 867 | 719 | 566 | 409 | 383 | 272 | - | - |
| 26 | GANAPAVARAM | - | 1063 | 1655 | 1637 | 1682 | 1481 | 864 | 777 | 709 | 622 | 525 | - | - |
| 27 | PENTAPADU | 172 | 1408 | 1535 | 1717 | 1755 | 1694 | 1206 | 926 | 765 | 626 | 565 | - | - |
| 28 | TANUKU | - | 2077 | 2001 | 2112 | 2097 | 1991 | 1640 | 1462 | 1267 | 1065 | 928 | - | - |
| 29 | UNDRAJAVARAM | - | 933 | 1053 | 1556 | 1326 | 1192 | 783 | 664 | 481 | 437 | 347 | - | - |
| 30 | PERAVALI | 74 | 1220 | 1242 | 1460 | 1262 | 1178 | 877 | 730 | 610 | 491 | 477 | - | - |
| 31 | IRAGAVARAM | - | 1164 | 1350 | 1679 | 1474 | 1354 | 996 | 873 | 615 | 557 | 347 | - | - |
| 32 | ATTILI | 143 | 1098 | 1384 | 1725 | 1412 | 1274 | 883 | 693 | 644 | 437 | 463 | - | - |
| 33 | UNDI | 168 | 1333 | 1457 | 1635 | 1453 | 1375 | 898 | 792 | 616 | 571 | 515 | - | - |
| 34 | AKIVEEDU | 268 | 1556 | 1545 | 1516 | 1523 | 1339 | 819 | 765 | 652 | 526 | 480 | - | - |
| 35 | KALLA | - | 1768 | 1466 | 1486 | 1241 | 1260 | 925 | 766 | 762 | 684 | 542 | - | - |
| 36 | BHEEMAVARAM | - | 3191 | 3534 | 3982 | 3513 | 3309 | 2849 | 2523 | 2233 | 1805 | 1758 | 14 | 17 |
| 37 | PALAKODERU | - | 1179 | 1453 | 1571 | 1372 | 1224 | 1025 | 916 | 853 | 787 | 748 | - | - |
| 38 | VEERAVASARAM | - | 1174 | 1319 | 1539 | 1307 | 1247 | 1013 | 879 | 740 | 586 | 513 | - | - |
| 39 | PENUMANTRA | - | 954 | 1156 | 1289 | 1322 | 1189 | 949 | 893 | 668 | 594 | 509 | - | - |
| 40 | PENUGONDA | - | 950 | 1855 | 1646 | 1655 | 1390 | 976 | 771 | 653 | 476 | 448 | - | - |
| 41 | ACHANTA | - | 1570 | 1447 | 1446 | 1410 | 1317 | 1062 | 908 | 718 | 612 | 503 | - | - |
| 42 | PODURU | - | 1534 | 1422 | 1494 | 1496 | 1420 | 1033 | 896 | 718 | 658 | 502 | - | - |
| 43 | PALACOLE | - | 2469 | 2403 | 2557 | 2505 | 2294 | 1798 | 1739 | 1443 | 1221 | 1168 | - | - |
| 44 | YELAMANCHILI | - | 2160 | 1816 | 1761 | 1605 | 1503 | 1322 | 1075 | 933 | 598 | 598 | - | - |
| 45 | NARASAPURAM | 385 | 3116 | 3080 | 3674 | 3357 | 3164 | 2419 | 2057 | 1737 | 1402 | 1161 | 82 | 70 |
| 46 | MOGALTHUR | - | 1895 | 1918 | 1757 | 1657 | 1373 | 973 | 793 | 526 | 477 | 355 | - | - |
| TOTAL | | 2286 | 77658 | 79804 | 86273 | 78521 | 71163 | 51758 | 44093 | 37041 | 31015 | 26807 | 121 | 107 |

Table - 3.14
STAGE WISE ENROLMENT
ALL - BOYS

2000-2001

| SL NO | MANDAL | PP | I - V | VI - VII | VIII - X | XI - XII | I - X | PP - XII |
|--------------|------------------|-------------|---------------|--------------|--------------|------------|---------------|---------------|
| 1 | JEELUGUMILLI | - | 2091 | 626 | 474 | - | 3191 | 3191 |
| 2 | BUTTAYAGUDEM | - | 3505 | 808 | 731 | - | 5044 | 5044 |
| 3 | POLAVARAM | 79 | 2647 | 583 | 440 | - | 3670 | 3749 |
| 4 | THALLAPUDI | 21 | 2560 | 679 | 686 | - | 3925 | 3946 |
| 5 | GOPALAPURAM | 10 | 3730 | 771 | 718 | - | 5219 | 5229 |
| 6 | KOYYALAGUDEM | 17 | 3795 | 837 | 644 | - | 5276 | 5293 |
| 7 | JANGAREDDIGUDEM | - | 4023 | 708 | 1144 | - | 5875 | 5875 |
| 8 | T NARASAPURAM | - | 3231 | 544 | 571 | - | 4346 | 4346 |
| 9 | CHINTALAPUDI | - | 5875 | 1177 | 865 | - | 7917 | 7917 |
| 10 | LINGAPALEM | 8 | 3398 | 639 | 813 | - | 4850 | 4858 |
| 11 | KAMAVARAPUKOTA | - | 3233 | 611 | 466 | - | 4310 | 4310 |
| 12 | DWARAKA TIRUMALA | - | 4030 | 629 | 514 | - | 5173 | 5173 |
| 13 | NALLAJERLA | - | 3844 | 974 | 929 | - | 5747 | 5747 |
| 14 | DEVARAPALLE | - | 3822 | 874 | 947 | - | 5643 | 5643 |
| 15 | CHAGALLU | - | 2856 | 723 | 626 | - | 4205 | 4205 |
| 16 | KOVVUR | 61 | 4569 | 1201 | 1395 | - | 7165 | 7226 |
| 17 | NIDADAVOLE | - | 5118 | 1462 | 1488 | - | 8068 | 8068 |
| 18 | TADEPALLIGUDEM | 53 | 7088 | 1762 | 1883 | - | 10733 | 10786 |
| 19 | UNGUTURU | 68 | 4519 | 1023 | 1132 | - | 6674 | 6742 |
| 20 | BHIMADOLE | - | 3979 | 954 | 880 | - | 5813 | 5813 |
| 21 | PADAVEGI | 72 | 4774 | 1044 | 1090 | 34 | 6908 | 7014 |
| 22 | PEDAPADU | 109 | 3695 | 839 | 807 | - | 5341 | 5450 |
| 23 | ELURU | 52 | 13259 | 3602 | 4118 | - | 20979 | 21031 |
| 24 | DENDULURU | - | 3945 | 753 | 838 | - | 5536 | 5536 |
| 25 | NIDAMARRU | 34 | 2489 | 629 | 526 | - | 3644 | 3678 |
| 26 | GANAPAVARAM | - | 3781 | 846 | 1006 | - | 5633 | 5633 |
| 27 | PENTAPADU | 94 | 4127 | 1087 | 1047 | - | 6261 | 6355 |
| 28 | TANUKU | - | 5039 | 1485 | 1566 | - | 8090 | 8090 |
| 29 | UNDRAJAVARAM | - | 2938 | 720 | 711 | - | 4369 | 4369 |
| 30 | PERAVALI | 39 | 3117 | 783 | 857 | - | 4757 | 4796 |
| 31 | IRAGAVARAM | - | 3532 | 922 | 714 | - | 5168 | 5168 |
| 32 | ATTILI | 96 | 3381 | 779 | 803 | - | 4963 | 5059 |
| 33 | UNDI | 146 | 3576 | 831 | 912 | - | 5319 | 5465 |
| 34 | AKIVEEDU | 166 | 3750 | 807 | 792 | - | 5349 | 5515 |
| 35 | KALLA | - | 3578 | 884 | 1042 | - | 5504 | 5504 |
| 36 | BHEEMAVARAM | - | 8986 | 2860 | 3146 | 26 | 14992 | 15018 |
| 37 | PALAKODERU | - | 3388 | 976 | 1352 | - | 5716 | 5716 |
| 38 | VEERAVASARAM | - | 3304 | 988 | 995 | - | 5287 | 5287 |
| 39 | PENUMANTRA | - | 3040 | 999 | 902 | - | 4941 | 4941 |
| 40 | PENUGONDA | - | 3732 | 867 | 810 | - | 5409 | 5409 |
| 41 | ACHANTA | - | 3622 | 1009 | 1032 | - | 5663 | 5663 |
| 42 | PODURU | - | 3632 | 984 | 998 | - | 5614 | 5614 |
| 43 | PALACOLE | - | 6021 | 1837 | 2104 | - | 9962 | 9962 |
| 44 | YELAMANCHILI | - | 4414 | 1252 | 1111 | - | 6777 | 6777 |
| 45 | NARASAPURAM | 234 | 8356 | 2313 | 2304 | 93 | 12973 | 13300 |
| 46 | MOGALTHUR | - | 4293 | 1003 | 792 | - | 6088 | 6088 |
| TOTAL | | 1359 | 195682 | 48684 | 49721 | 153 | 294087 | 295599 |

LIBRARY & DOCUMENTATION CENTER

National Institute of Educational
Planning and Administration.

17-B, Aurobindo Marg,

New Delhi-110016

DOC, No. 1-11576

Date 12-08-2002

Table - 3.15
STAGE WISE ENROLMENT
ALL - GIRLS

2000-2001

| SL NO | MANDAL | PP | I - V | VI - VII | VIII - X | XI - XII | I - X | PP - XII |
|--------------|------------------|------------|---------------|--------------|--------------|-----------|---------------|---------------|
| 1 | JEELUGUMILLI | - | 2172 | 498 | 371 | - | 3041 | 3041 |
| 2 | BUTTAYAGUDEM | - | 3647 | 917 | 798 | - | 5362 | 5362 |
| 3 | POLAVARAM | 73 | 2542 | 573 | 478 | - | 3593 | 3666 |
| 4 | THALLAPUDI | 20 | 2646 | 564 | 620 | - | 3830 | 3850 |
| 5 | GOPALAPURAM | 12 | 3872 | 762 | 660 | - | 5294 | 5306 |
| 6 | KOYYALAGUDEM | 10 | 3821 | 881 | 660 | - | 5362 | 5372 |
| 7 | JANGAREDDIGUDEM | - | 4390 | 847 | 941 | - | 6178 | 6178 |
| 8 | T NARASAPURAM | - | 3238 | 353 | 325 | - | 3916 | 3916 |
| 9 | CHINTALAPUDI | - | 5757 | 1065 | 1072 | - | 7894 | 7894 |
| 10 | LINGAPALEM | 12 | 3405 | 593 | 428 | - | 4426 | 4438 |
| 11 | KAMAVARAPUKOTA | - | 3176 | 515 | 409 | - | 4100 | 4100 |
| 12 | DWARAKA TIRUMALA | - | 3944 | 581 | 390 | - | 4915 | 4915 |
| 13 | NALLAJERLA | - | 4012 | 1015 | 925 | - | 5952 | 5952 |
| 14 | DEVARAPALLE | - | 3856 | 840 | 946 | - | 5642 | 5642 |
| 15 | CHAGALLU | - | 2930 | 651 | 574 | - | 4155 | 4155 |
| 16 | KOVVUR | 47 | 4822 | 1248 | 1311 | - | 7381 | 7428 |
| 17 | NIDADAVOLE | - | 5198 | 1502 | 1510 | - | 8210 | 8210 |
| 18 | TADEPALLIGUDEM | 32 | 7333 | 1732 | 1624 | - | 10689 | 10721 |
| 19 | UNGUTURU | 51 | 4535 | 1030 | 907 | - | 6472 | 6523 |
| 20 | BHIMADOLE | - | 3961 | 1022 | 1107 | - | 6090 | 6090 |
| 21 | PADAVEGI | 48 | 4616 | 808 | 723 | 11 | 6147 | 6206 |
| 22 | PEDAPADU | 83 | 3915 | 971 | 970 | - | 5856 | 5939 |
| 23 | ELURU | 55 | 13903 | 3839 | 4208 | - | 21950 | 22005 |
| 24 | DENDULURU | - | 4026 | 728 | 616 | - | 5370 | 5370 |
| 25 | NIDAMARRU | 49 | 2493 | 656 | 538 | - | 3687 | 3736 |
| 26 | GANAPAVARAM | - | 3737 | 795 | 850 | - | 5382 | 5382 |
| 27 | PENTAPADU | 78 | 3982 | 1045 | 909 | - | 5936 | 6014 |
| 28 | TANUKU | - | 5239 | 1617 | 1694 | - | 8550 | 8550 |
| 29 | UNRAJAVARAM | - | 3122 | 727 | 554 | - | 4403 | 4403 |
| 30 | PERAVALI | 35 | 3245 | 824 | 721 | - | 4790 | 4825 |
| 31 | IRAGAVARAM | - | 3489 | 947 | 805 | - | 5241 | 5241 |
| 32 | ATTILI | 47 | 3512 | 797 | 741 | - | 5050 | 5097 |
| 33 | UNDI | 22 | 3677 | 859 | 790 | - | 5326 | 5348 |
| 34 | AKIVEEDU | 102 | 3729 | 777 | 866 | - | 5372 | 5474 |
| 35 | KALLA | - | 3643 | 807 | 946 | - | 5396 | 5396 |
| 36 | BHEEMAVARAM | - | 8543 | 2512 | 2650 | 5 | 13705 | 13710 |
| 37 | PALAKODERU | - | 3411 | 965 | 1036 | - | 5412 | 5412 |
| 38 | VEERAVASARAM | - | 3282 | 904 | 844 | - | 5030 | 5030 |
| 39 | PENUMANTRA | - | 2870 | 843 | 869 | - | 4582 | 4582 |
| 40 | PENUGONDA | - | 3764 | 880 | 767 | - | 5411 | 5411 |
| 41 | ACHANTA | - | 3568 | 961 | 801 | - | 5330 | 5330 |
| 42 | PODURU | - | 3734 | 945 | 880 | - | 5559 | 5559 |
| 43 | PALACOLE | - | 6207 | 1700 | 1728 | - | 9635 | 9635 |
| 44 | YELAMANCHILI | - | 4431 | 1145 | 1018 | - | 6594 | 6594 |
| 45 | NARASAPURAM | 151 | 8035 | 2163 | 1996 | 59 | 12194 | 12404 |
| 46 | MOGALTHUR | - | 4307 | 763 | 566 | - | 5636 | 5636 |
| TOTAL | | 927 | 197737 | 47167 | 45142 | 75 | 290046 | 291048 |

Table - 3.16
STAGE WISE ENROLMENT
ALL - TOTAL

2000-2001

| SL NO | MANDAL | PP | I - V | VI - VII | VIII - X | XI - XII | I - X | PP - XII |
|--------------|------------------|-------------|---------------|--------------|--------------|------------|---------------|---------------|
| 1 | JEELUGUMILLI | - | 4263 | 1124 | 845 | - | 6232 | 6232 |
| 2 | BUTTAYAGUDEM | - | 7152 | 1725 | 1529 | - | 10406 | 10406 |
| 3 | POLAVARAM | 152 | 5189 | 1156 | 918 | - | 7263 | 7415 |
| 4 | THALLAPUDI | 41 | 5206 | 1243 | 1306 | - | 7755 | 7796 |
| 5 | GOPALAPURAM | 22 | 7602 | 1533 | 1378 | - | 10513 | 10535 |
| 6 | KOYYALAGUDEM | 27 | 7616 | 1718 | 1304 | - | 10638 | 10665 |
| 7 | JANGAREDDIGUDEM | - | 8413 | 1555 | 2085 | - | 12053 | 12053 |
| 8 | T NARASAPURAM | - | 6469 | 897 | 896 | - | 8262 | 8262 |
| 9 | CHINTALAPUDI | - | 11632 | 2242 | 1937 | - | 15811 | 15811 |
| 10 | LINGAPALEM | 20 | 6803 | 1232 | 1241 | - | 9276 | 9296 |
| 11 | KAMAVARAPUKOTA | - | 6409 | 1126 | 875 | - | 8410 | 8410 |
| 12 | DWARAKA TIRUMALA | - | 7974 | 1210 | 904 | - | 10088 | 10088 |
| 13 | NALLAJERLA | - | 7856 | 1989 | 1854 | - | 11699 | 11699 |
| 14 | DEVARAPALLE | - | 7678 | 1714 | 1893 | - | 11285 | 11285 |
| 15 | CHAGALLU | - | 5786 | 1374 | 1200 | - | 8360 | 8360 |
| 16 | KOVVUR | 108 | 9391 | 2449 | 2706 | - | 14546 | 14654 |
| 17 | NIDADAVOLE | - | 10316 | 2964 | 2998 | - | 16278 | 16278 |
| 18 | TADEPALLIGUDEM | 85 | 14421 | 3494 | 3507 | - | 21422 | 21507 |
| 19 | UNGUTURU | 119 | 9054 | 2053 | 2039 | - | 13146 | 13265 |
| 20 | BHIMADOLE | - | 7940 | 1976 | 1987 | - | 11903 | 11903 |
| 21 | PADAVEGI | 120 | 9390 | 1852 | 1813 | 45 | 13055 | 13220 |
| 22 | PEDAPADU | 192 | 7610 | 1810 | 1777 | - | 11197 | 11389 |
| 23 | ELURU | 107 | 27162 | 7441 | 8326 | - | 42929 | 43036 |
| 24 | DENDULURU | - | 7971 | 1481 | 1454 | - | 10906 | 10906 |
| 25 | NIDAMARRU | 83 | 4982 | 1285 | 1064 | - | 7331 | 7414 |
| 26 | GANAPAVARAM | - | 7518 | 1641 | 1856 | - | 11015 | 11015 |
| 27 | PENTAPADU | 172 | 8109 | 2132 | 1956 | - | 12197 | 12369 |
| 28 | TANUKU | - | 10278 | 3102 | 3260 | - | 16640 | 16640 |
| 29 | UNRAJAVARAM | - | 6060 | 1447 | 1265 | - | 8772 | 8772 |
| 30 | PERAVALI | 74 | 6362 | 1607 | 1578 | - | 9547 | 9621 |
| 31 | IRAGAVARAM | - | 7021 | 1869 | 1519 | - | 10409 | 10409 |
| 32 | ATTILI | 143 | 6893 | 1576 | 1544 | - | 10013 | 10156 |
| 33 | UNDI | 168 | 7253 | 1690 | 1702 | - | 10645 | 10813 |
| 34 | AKIVEEDU | 268 | 7479 | 1584 | 1658 | - | 10721 | 10989 |
| 35 | KALLA | - | 7221 | 1691 | 1988 | - | 10900 | 10900 |
| 36 | BHEEMAVARAM | - | 17529 | 5372 | 5796 | 31 | 28697 | 28728 |
| 37 | PALAKODERU | - | 6799 | 1941 | 2388 | - | 11128 | 11128 |
| 38 | VEERAVASARAM | - | 6586 | 1892 | 1839 | - | 10317 | 10317 |
| 39 | PENUMANTRA | - | 5910 | 1842 | 1771 | - | 9523 | 9523 |
| 40 | PENUGONDA | - | 7496 | 1747 | 1577 | - | 10820 | 10820 |
| 41 | ACHANTA | - | 7190 | 1970 | 1833 | - | 10993 | 10993 |
| 42 | PODURU | - | 7366 | 1929 | 1878 | - | 11173 | 11173 |
| 43 | PALACOLE | - | 12228 | 3537 | 3832 | - | 19597 | 19597 |
| 44 | YELAMANCHILI | - | 8845 | 2397 | 2129 | - | 13371 | 13371 |
| 45 | NARASAPURAM | 385 | 16391 | 4476 | 4300 | 152 | 25167 | 25704 |
| 46 | MOGALTHUR | - | 8600 | 1766 | 1358 | - | 11724 | 11724 |
| TOTAL | | 2286 | 393419 | 95851 | 94863 | 228 | 584133 | 586647 |

Table - 3.21
CLASS WISE ENROLMENT
BC - BOYS

2000-2001

| SL NO | MANDAL | PP | I | II | III | IV | V | VI | VII | VIII | IX | X | XI | XII |
|--------------|------------------|------------|--------------|--------------|--------------|--------------|--------------|--------------|-------------|-------------|-------------|-------------|----------|----------|
| 1 | JEELUGUMILLI | - | 107 | 116 | 126 | 110 | 90 | 78 | 70 | 53 | 29 | 47 | - | - |
| 2 | BUTTAYAGUDEM | - | 108 | 91 | 81 | 93 | 76 | 69 | 29 | 30 | 24 | 21 | - | - |
| 3 | POLAVARAM | 37 | 142 | 156 | 151 | 146 | 98 | 99 | 74 | 69 | 28 | 30 | - | - |
| 4 | THALLAPUDI | 5 | 177 | 160 | 131 | 155 | 121 | 98 | 63 | 65 | 59 | 57 | - | - |
| 5 | GOPALAPURAM | 10 | 221 | 236 | 239 | 221 | 191 | 150 | 107 | 97 | 68 | 59 | - | - |
| 6 | KOYYALAGUDEM | 10 | 211 | 249 | 274 | 210 | 176 | 141 | 145 | 104 | 59 | 69 | - | - |
| 7 | JANGAREDDIGUDEM | - | 354 | 297 | 405 | 277 | 213 | 152 | 138 | 189 | 136 | 119 | - | - |
| 8 | T NARASAPURAM | - | 288 | 234 | 188 | 196 | 162 | 100 | 86 | 82 | 63 | 56 | - | - |
| 9 | CHINTALAPUDI | - | 401 | 399 | 407 | 357 | 298 | 172 | 145 | 138 | 81 | 50 | - | - |
| 10 | LINGAPALEM | 2 | 274 | 226 | 264 | 237 | 200 | 119 | 124 | 99 | 60 | 65 | - | - |
| 11 | KAMAVARAPUKOTA | - | 249 | 311 | 313 | 234 | 195 | 148 | 119 | 91 | 60 | 47 | - | - |
| 12 | DWARAKA TIRUMALA | - | 250 | 339 | 373 | 297 | 228 | 120 | 112 | 92 | 64 | 28 | - | - |
| 13 | NALLAJERLA | - | 380 | 356 | 342 | 303 | 252 | 231 | 189 | 122 | 104 | 86 | - | - |
| 14 | DEVARAPALLE | - | 272 | 237 | 227 | 207 | 194 | 137 | 118 | 90 | 87 | 59 | - | - |
| 15 | CHAGALLU | - | 197 | 335 | 293 | 260 | 218 | 151 | 125 | 86 | 79 | 71 | - | - |
| 16 | KOVVUR | 20 | 360 | 311 | 359 | 309 | 278 | 200 | 179 | 140 | 124 | 104 | - | - |
| 17 | NIDADAVOLE | - | 349 | 321 | 431 | 342 | 310 | 266 | 249 | 216 | 162 | 140 | - | - |
| 18 | TADEPALLIGUDEM | 4 | 595 | 663 | 649 | 501 | 471 | 346 | 257 | 239 | 208 | 200 | - | - |
| 19 | UNGUTURU | 27 | 418 | 491 | 581 | 495 | 442 | 285 | 251 | 215 | 188 | 143 | - | - |
| 20 | BHIMADOLE | - | 465 | 357 | 438 | 369 | 334 | 210 | 216 | 165 | 141 | 104 | - | - |
| 21 | PADAVEGI | 22 | 430 | 434 | 481 | 361 | 308 | 211 | 194 | 183 | 111 | 102 | 3 | 3 |
| 22 | PEDAPADU | 23 | 350 | 388 | 429 | 409 | 368 | 257 | 248 | 173 | 165 | 134 | - | - |
| 23 | ELURU | 15 | 1526 | 1702 | 1790 | 1521 | 1550 | 1119 | 995 | 922 | 769 | 603 | - | - |
| 24 | DENDULURU | - | 396 | 415 | 404 | 368 | 371 | 221 | 169 | 171 | 117 | 116 | - | - |
| 25 | NIDAMARRU | 21 | 253 | 216 | 244 | 247 | 174 | 151 | 112 | 86 | 80 | 61 | - | - |
| 26 | GANAPAVARAM | - | 190 | 344 | 333 | 317 | 274 | 197 | 180 | 158 | 135 | 117 | - | - |
| 27 | PENTAPADU | 43 | 339 | 345 | 415 | 407 | 361 | 251 | 220 | 139 | 124 | 119 | - | - |
| 28 | TANUKU | - | 546 | 503 | 486 | 460 | 441 | 370 | 291 | 262 | 195 | 167 | - | - |
| 29 | UNDRAJAVARAM | - | 216 | 223 | 354 | 306 | 282 | 204 | 148 | 113 | 91 | 79 | - | - |
| 30 | PERAVALI | 7 | 200 | 223 | 265 | 213 | 201 | 150 | 124 | 125 | 98 | 78 | - | - |
| 31 | IRAGAVARAM | - | 279 | 331 | 378 | 333 | 288 | 193 | 162 | 106 | 104 | 61 | - | - |
| 32 | ATTILI | 24 | 266 | 333 | 437 | 327 | 282 | 227 | 167 | 121 | 85 | 110 | - | - |
| 33 | UNDI | 18 | 424 | 467 | 487 | 467 | 375 | 256 | 225 | 179 | 160 | 151 | - | - |
| 34 | AKIVEEDU | 66 | 492 | 466 | 463 | 495 | 418 | 275 | 231 | 165 | 162 | 131 | - | - |
| 35 | KALLA | - | 640 | 498 | 505 | 381 | 393 | 297 | 235 | 212 | 209 | 144 | - | - |
| 36 | BHEEMAVARAM | - | 958 | 1009 | 1118 | 909 | 862 | 696 | 623 | 468 | 373 | 357 | - | - |
| 37 | PALAKODERU | - | 399 | 432 | 472 | 406 | 355 | 318 | 287 | 264 | 272 | 246 | - | - |
| 38 | VEERAVASARAM | - | 280 | 336 | 390 | 308 | 302 | 252 | 218 | 188 | 159 | 139 | - | - |
| 39 | PENUMANTRA | - | 217 | 277 | 296 | 284 | 259 | 237 | 221 | 143 | 130 | 123 | - | - |
| 40 | PENUGONDA | - | 246 | 440 | 381 | 370 | 316 | 189 | 170 | 152 | 90 | 103 | - | - |
| 41 | ACHANTA | - | 386 | 327 | 346 | 315 | 299 | 265 | 244 | 182 | 150 | 134 | - | - |
| 42 | PODURU | - | 403 | 355 | 383 | 384 | 383 | 272 | 232 | 178 | 174 | 165 | - | - |
| 43 | PALACOLE | - | 607 | 560 | 588 | 588 | 530 | 422 | 428 | 359 | 352 | 286 | - | - |
| 44 | YELAMANCHILI | - | 443 | 385 | 353 | 306 | 298 | 267 | 214 | 181 | 116 | 98 | - | - |
| 45 | NARASAPURAM | 7 | 764 | 744 | 905 | 785 | 732 | 486 | 438 | 440 | 308 | 241 | 4 | 1 |
| 46 | MOGALTHUR | - | 504 | 452 | 416 | 368 | 327 | 284 | 217 | 113 | 105 | 78 | - | - |
| TOTAL | | 361 | 17572 | 18090 | 19391 | 16954 | 15296 | 11339 | 9789 | 8165 | 6658 | 5698 | 7 | 4 |

Table - 3.22
CLASS WISE ENROLMENT
BC - GIRLS

2000-2001

| SL NO | MANDAL | PP | I | II | III | IV | V | VI | VII | VIII | IX | X | XI | XII |
|--------------|------------------|------------|--------------|--------------|--------------|--------------|--------------|--------------|-------------|-------------|-------------|-------------|----------|----------|
| 1 | JEELUGUMILLI | - | 107 | 121 | 125 | 111 | 107 | 72 | 46 | 43 | 35 | 21 | - | - |
| 2 | BUTTAYAGUDEM | - | 139 | 90 | 95 | 80 | 70 | 56 | 42 | 42 | 30 | 22 | - | - |
| 3 | POLAVARAM | 27 | 133 | 135 | 134 | 112 | 102 | 88 | 79 | 68 | 49 | 43 | - | - |
| 4 | THALLAPUDI | 6 | 218 | 134 | 188 | 144 | 143 | 74 | 65 | 53 | 54 | 28 | - | - |
| 5 | GOPALAPURAM | 10 | 233 | 206 | 228 | 214 | 157 | 152 | 104 | 70 | 91 | 57 | - | - |
| 6 | KOYYALAGUDEM | 7 | 223 | 221 | 283 | 253 | 180 | 127 | 117 | 103 | 53 | 58 | - | - |
| 7 | JANGAREDDIGUDEM | - | 342 | 289 | 396 | 316 | 213 | 182 | 141 | 91 | 117 | 75 | - | - |
| 8 | T NARASAPURAM | - | 254 | 230 | 218 | 209 | 165 | 67 | 46 | 46 | 35 | 17 | - | - |
| 9 | CHINTALAPUDI | - | 379 | 373 | 409 | 342 | 315 | 167 | 161 | 123 | 95 | 90 | - | - |
| 10 | LINGAPALEM | 1 | 229 | 226 | 249 | 258 | 247 | 109 | 81 | 45 | 36 | 24 | - | - |
| 11 | KAMAVARAPUKOTA | - | 279 | 274 | 243 | 250 | 222 | 111 | 89 | 55 | 36 | 30 | - | - |
| 12 | DWARAKA TIRUMALA | - | 262 | 318 | 352 | 322 | 276 | 134 | 89 | 54 | 30 | 35 | - | - |
| 13 | NALLAJERLA | - | 369 | 356 | 343 | 332 | 326 | 221 | 181 | 109 | 100 | 83 | - | - |
| 14 | DEVARAPALLE | - | 268 | 252 | 266 | 247 | 181 | 162 | 97 | 94 | 63 | 51 | - | - |
| 15 | CHAGALLU | - | 223 | 334 | 332 | 286 | 232 | 132 | 105 | 64 | 71 | 45 | - | - |
| 16 | KOVVUR | 15 | 384 | 334 | 353 | 299 | 294 | 191 | 188 | 128 | 138 | 112 | - | - |
| 17 | NIDADAVOLE | - | 326 | 341 | 431 | 378 | 346 | 279 | 221 | 174 | 144 | 129 | - | - |
| 18 | TADEPALLIGUDEM | 3 | 594 | 692 | 705 | 600 | 571 | 361 | 296 | 245 | 180 | 181 | - | - |
| 19 | UNGUTURU | 19 | 391 | 472 | 595 | 514 | 480 | 305 | 231 | 173 | 131 | 122 | - | - |
| 20 | BHIMADOLE | - | 424 | 391 | 393 | 393 | 323 | 205 | 188 | 138 | 123 | 108 | - | - |
| 21 | PADAVEGI | 25 | 402 | 419 | 457 | 382 | 338 | 235 | 149 | 106 | 82 | 74 | 2 | 2 |
| 22 | PEDAPADU | 24 | 399 | 419 | 455 | 430 | 402 | 278 | 249 | 174 | 161 | 101 | - | - |
| 23 | ELURU | 13 | 1599 | 1847 | 1838 | 1630 | 1505 | 1132 | 1016 | 839 | 726 | 654 | - | - |
| 24 | DENDULURU | - | 370 | 451 | 457 | 357 | 412 | 228 | 157 | 120 | 69 | 74 | - | - |
| 25 | NIDAMARRU | 34 | 280 | 224 | 232 | 227 | 207 | 142 | 107 | 82 | 65 | 34 | - | - |
| 26 | GANAPAVARAM | - | 216 | 340 | 308 | 337 | 274 | 185 | 151 | 114 | 110 | 99 | - | - |
| 27 | PENTAPADU | 40 | 304 | 365 | 375 | 390 | 366 | 228 | 165 | 118 | 102 | 88 | - | - |
| 28 | TANUKU | - | 479 | 529 | 526 | 534 | 435 | 388 | 313 | 231 | 185 | 163 | - | - |
| 29 | UNDRAJAVARAM | - | 229 | 256 | 403 | 298 | 265 | 206 | 133 | 82 | 67 | 50 | - | - |
| 30 | PERAVALI | 5 | 221 | 239 | 252 | 227 | 207 | 158 | 122 | 82 | 63 | 51 | - | - |
| 31 | IRAGAVARAM | - | 267 | 281 | 357 | 330 | 299 | 210 | 174 | 118 | 105 | 68 | - | - |
| 32 | ATTILI | 13 | 257 | 361 | 400 | 372 | 326 | 213 | 128 | 113 | 84 | 69 | - | - |
| 33 | UNDI | 20 | 417 | 458 | 510 | 477 | 424 | 272 | 218 | 159 | 161 | 101 | - | - |
| 34 | AKIVEEDU | 54 | 516 | 456 | 453 | 471 | 391 | 218 | 244 | 193 | 123 | 119 | - | - |
| 35 | KALLA | - | 615 | 488 | 515 | 431 | 366 | 248 | 192 | 187 | 133 | 112 | - | - |
| 36 | BHEEMAVARAM | - | 916 | 1005 | 1151 | 981 | 876 | 684 | 609 | 536 | 392 | 366 | - | - |
| 37 | PALAKODERU | - | 350 | 442 | 494 | 433 | 367 | 306 | 262 | 221 | 171 | 157 | - | - |
| 38 | VEERAVASARAM | - | 266 | 319 | 363 | 313 | 297 | 239 | 184 | 171 | 115 | 103 | - | - |
| 39 | PENUMANTRA | - | 221 | 271 | 271 | 269 | 240 | 173 | 145 | 122 | 95 | 90 | - | - |
| 40 | PENUGONDA | - | 218 | 462 | 409 | 429 | 320 | 214 | 159 | 131 | 96 | 86 | - | - |
| 41 | ACHANTA | - | 330 | 331 | 305 | 297 | 266 | 236 | 199 | 146 | 129 | 94 | - | - |
| 42 | PODURU | - | 376 | 369 | 407 | 414 | 350 | 239 | 229 | 185 | 130 | 92 | - | - |
| 43 | PALACOLE | - | 578 | 583 | 671 | 627 | 543 | 419 | 409 | 343 | 259 | 238 | - | - |
| 44 | YELAMANCHILI | - | 417 | 360 | 358 | 336 | 313 | 224 | 178 | 179 | 104 | 92 | - | - |
| 45 | NARASAPURAM | 5 | 760 | 747 | 898 | 810 | 717 | 477 | 381 | 310 | 255 | 230 | 3 | 3 |
| 46 | MOGALTHUR | - | 466 | 475 | 429 | 394 | 323 | 174 | 148 | 106 | 73 | 59 | - | - |
| TOTAL | | 321 | 17246 | 18286 | 19632 | 17856 | 15779 | 10921 | 8988 | 7086 | 5666 | 4795 | 5 | 5 |

Table - 3.23
CLASS WISE ENROLMENT
BC - TOTAL

2000-2001

| SL NO | MANDAL | PP | I | II | III | IV | V | VI | VII | VIII | IX | X | XI | XII |
|--------------|------------------|------------|--------------|--------------|--------------|--------------|--------------|--------------|--------------|--------------|--------------|--------------|-----------|----------|
| 1 | JEELUGUMILLI | - | 214 | 237 | 251 | 221 | 197 | 150 | 116 | 96 | 64 | 68 | - | - |
| 2 | BUTTAYAGUDEM | - | 247 | 181 | 176 | 173 | 146 | 125 | 71 | 72 | 54 | 43 | - | - |
| 3 | POLAVARAM | 64 | 275 | 291 | 285 | 258 | 200 | 187 | 153 | 137 | 77 | 73 | - | - |
| 4 | THALLAPUDI | 11 | 395 | 294 | 319 | 299 | 264 | 172 | 128 | 118 | 113 | 85 | - | - |
| 5 | GOPALAPURAM | 20 | 454 | 442 | 467 | 435 | 348 | 302 | 211 | 167 | 159 | 116 | - | - |
| 6 | KOYYALAGUDEM | 17 | 434 | 470 | 557 | 463 | 356 | 268 | 262 | 207 | 112 | 127 | - | - |
| 7 | JANGAREDDIGUDEM | - | 696 | 586 | 801 | 593 | 426 | 334 | 279 | 280 | 253 | 194 | - | - |
| 8 | T NARASAPURAM | - | 542 | 464 | 406 | 405 | 327 | 167 | 132 | 128 | 98 | 73 | - | - |
| 9 | CHINTALAPUDI | - | 780 | 772 | 816 | 699 | 613 | 339 | 306 | 261 | 176 | 140 | - | - |
| 10 | LINGPALEM | 3 | 503 | 452 | 513 | 495 | 447 | 228 | 205 | 144 | 96 | 89 | - | - |
| 11 | KAMAVARAPUKOTA | - | 528 | 585 | 556 | 484 | 417 | 259 | 208 | 146 | 96 | 77 | - | - |
| 12 | DWARAKA TIRUMALA | - | 512 | 657 | 725 | 619 | 504 | 254 | 201 | 146 | 94 | 63 | - | - |
| 13 | NALLAJERLA | - | 749 | 712 | 685 | 635 | 578 | 452 | 370 | 231 | 204 | 169 | - | - |
| 14 | DEVARAPALLE | - | 540 | 489 | 493 | 454 | 375 | 299 | 215 | 184 | 150 | 110 | - | - |
| 15 | CHAGALLU | - | 420 | 669 | 625 | 546 | 450 | 283 | 230 | 150 | 150 | 116 | - | - |
| 16 | KOVVUR | 35 | 744 | 645 | 712 | 608 | 572 | 391 | 367 | 268 | 262 | 216 | - | - |
| 17 | NIDADAVOLE | - | 675 | 662 | 862 | 720 | 656 | 545 | 470 | 390 | 306 | 269 | - | - |
| 18 | TADEPALLIGUDEM | 7 | 1189 | 1355 | 1354 | 1101 | 1042 | 707 | 553 | 484 | 388 | 381 | - | - |
| 19 | UNGUTURU | 46 | 809 | 963 | 1176 | 1009 | 922 | 590 | 482 | 388 | 319 | 265 | - | - |
| 20 | BHIMACOLE | - | 889 | 748 | 831 | 762 | 657 | 415 | 404 | 303 | 264 | 212 | - | - |
| 21 | PADAVEGI | 47 | 832 | 853 | 938 | 743 | 646 | 446 | 343 | 289 | 193 | 176 | 5 | 5 |
| 22 | PEDAPADU | 47 | 749 | 807 | 884 | 839 | 770 | 535 | 497 | 347 | 326 | 235 | - | - |
| 23 | ELURU | 28 | 3125 | 3549 | 3628 | 3151 | 3055 | 2251 | 2011 | 1761 | 1495 | 1257 | - | - |
| 24 | DENDULURU | - | 766 | 866 | 861 | 725 | 783 | 449 | 326 | 291 | 186 | 190 | - | - |
| 25 | NIDAMARRU | 55 | 533 | 440 | 476 | 474 | 381 | 293 | 219 | 168 | 145 | 95 | - | - |
| 26 | GANAPAVARAM | - | 406 | 684 | 641 | 654 | 548 | 382 | 331 | 272 | 245 | 216 | - | - |
| 27 | PENTAPADU | 83 | 643 | 710 | 790 | 797 | 727 | 479 | 385 | 257 | 226 | 207 | - | - |
| 28 | TANUKU | - | 1025 | 1032 | 1012 | 994 | 876 | 758 | 604 | 493 | 380 | 330 | - | - |
| 29 | UNDRAJAVARAM | - | 445 | 479 | 757 | 604 | 547 | 410 | 281 | 195 | 158 | 129 | - | - |
| 30 | PERAVALI | 12 | 421 | 462 | 517 | 440 | 408 | 308 | 246 | 207 | 161 | 129 | - | - |
| 31 | IRAGAVARAM | - | 546 | 612 | 735 | 663 | 587 | 403 | 336 | 224 | 209 | 129 | - | - |
| 32 | ATTILI | 37 | 523 | 694 | 837 | 699 | 608 | 440 | 295 | 234 | 169 | 179 | - | - |
| 33 | UNDI | 38 | 841 | 925 | 997 | 944 | 799 | 528 | 443 | 338 | 321 | 252 | - | - |
| 34 | AKIVEEDU | 120 | 1008 | 922 | 916 | 966 | 809 | 493 | 475 | 358 | 285 | 250 | - | - |
| 35 | KALLA | - | 1255 | 986 | 1020 | 812 | 759 | 545 | 427 | 399 | 342 | 256 | - | - |
| 36 | BHEEMAVARAM | - | 1874 | 2014 | 2269 | 1890 | 1738 | 1380 | 1232 | 1004 | 765 | 723 | - | - |
| 37 | PALAKODERU | - | 749 | 874 | 966 | 839 | 722 | 624 | 549 | 485 | 443 | 403 | - | - |
| 38 | VEERAVASARAM | - | 546 | 655 | 753 | 621 | 599 | 491 | 402 | 359 | 274 | 242 | - | - |
| 39 | PENUMANTRA | - | 438 | 548 | 567 | 553 | 499 | 410 | 366 | 265 | 225 | 213 | - | - |
| 40 | PENUGONDA | - | 464 | 902 | 790 | 799 | 636 | 403 | 329 | 283 | 186 | 189 | - | - |
| 41 | ACHANTA | - | 716 | 658 | 651 | 612 | 565 | 501 | 443 | 328 | 279 | 228 | - | - |
| 42 | PODURU | - | 779 | 724 | 790 | 798 | 733 | 511 | 461 | 363 | 304 | 257 | - | - |
| 43 | PALACOLE | - | 1185 | 1143 | 1259 | 1215 | 1073 | 841 | 837 | 702 | 611 | 524 | - | - |
| 44 | YELAMANCHILI | - | 860 | 745 | 711 | 642 | 611 | 491 | 392 | 360 | 220 | 190 | - | - |
| 45 | NARASAPURAM | 12 | 1524 | 1491 | 1803 | 1595 | 1449 | 963 | 819 | 750 | 563 | 471 | 7 | 4 |
| 46 | MOGALTHUR | - | 970 | 927 | 845 | 762 | 650 | 458 | 365 | 219 | 178 | 137 | - | - |
| TOTAL | | 682 | 34818 | 36376 | 39023 | 34810 | 31075 | 22260 | 18777 | 15251 | 12324 | 10493 | 12 | 9 |

Table - 3.24
STAGE WISE ENROLMENT
BC - BOYS

2000-2001

| SL NO | MANDAL | PP | I - V | VI - VII | VIII - X | XI - XII | I - X | PP - XII |
|--------------|------------------|------------|--------------|--------------|--------------|-----------|---------------|---------------|
| 1 | JEELUGUMILLI | - | 549 | 148 | 129 | - | 826 | 826 |
| 2 | BUTTAYAGUDEM | - | 449 | 98 | 75 | - | 622 | 622 |
| 3 | POLAVARAM | 37 | 693 | 173 | 127 | - | 993 | 1030 |
| 4 | THALLAPUDI | 5 | 744 | 161 | 181 | - | 1086 | 1091 |
| 5 | GOPALAPURAM | 10 | 1108 | 257 | 224 | - | 1589 | 1599 |
| 6 | KOYYALAGUDEM | 10 | 1120 | 286 | 232 | - | 1638 | 1648 |
| 7 | JANGAREDDIGUDEM | - | 1546 | 290 | 444 | - | 2280 | 2280 |
| 8 | T NARASAPURAM | - | 1068 | 186 | 201 | - | 1455 | 1455 |
| 9 | CHINTALAPUDI | - | 1862 | 317 | 269 | - | 2448 | 2448 |
| 10 | LINGPALEM | 2 | 1201 | 243 | 224 | - | 1668 | 1670 |
| 11 | KAMAVARAPUKOTA | - | 1302 | 267 | 198 | - | 1767 | 1767 |
| 12 | DWARAKA TIRUMALA | - | 1487 | 232 | 184 | - | 1903 | 1903 |
| 13 | NALLAJERLA | - | 1633 | 420 | 312 | - | 2365 | 2365 |
| 14 | DEVARAPALLE | - | 1137 | 255 | 236 | - | 1628 | 1628 |
| 15 | CHAGALLU | - | 1303 | 276 | 236 | - | 1815 | 1815 |
| 16 | KOVVUR | 20 | 1617 | 379 | 368 | - | 2364 | 2384 |
| 17 | NIDADAVOLE | - | 1753 | 515 | 518 | - | 2786 | 2786 |
| 18 | TADEPALLIGUDEM | 4 | 2879 | 603 | 647 | - | 4129 | 4133 |
| 19 | UNGUTURU | 27 | 2427 | 536 | 546 | - | 3509 | 3536 |
| 20 | BHIMADOLE | - | 1963 | 426 | 410 | - | 2799 | 2799 |
| 21 | PADAVEGI | 22 | 2014 | 405 | 396 | 6 | 2815 | 2843 |
| 22 | PEDAPADU | 23 | 1944 | 505 | 472 | - | 2921 | 2944 |
| 23 | ELURU | 15 | 8089 | 2114 | 2294 | - | 12497 | 12512 |
| 24 | DENDULURU | - | 1954 | 390 | 404 | - | 2748 | 2748 |
| 25 | NIDAMARRU | 21 | 1134 | 263 | 227 | - | 1624 | 1645 |
| 26 | GANAPAVARAM | - | 1458 | 377 | 410 | - | 2245 | 2245 |
| 27 | PENTAPADU | 43 | 1867 | 471 | 382 | - | 2720 | 2763 |
| 28 | TANUKU | - | 2436 | 661 | 624 | - | 3721 | 3721 |
| 29 | UNDRAJAVARAM | - | 1381 | 352 | 283 | - | 2016 | 2016 |
| 30 | PERAVALI | 7 | 1102 | 274 | 301 | - | 1677 | 1684 |
| 31 | IRAGAVARAM | - | 1609 | 355 | 271 | - | 2235 | 2235 |
| 32 | ATTILI | 24 | 1645 | 394 | 316 | - | 2355 | 2379 |
| 33 | UNDI | 18 | 2220 | 481 | 490 | - | 3191 | 3209 |
| 34 | AKIVEEDU | 66 | 2334 | 506 | 458 | - | 3298 | 3364 |
| 35 | KALLA | - | 2417 | 532 | 565 | - | 3514 | 3514 |
| 36 | BHEEMAVARAM | - | 4856 | 1319 | 1198 | - | 7373 | 7373 |
| 37 | PALAKODERU | - | 2064 | 605 | 782 | - | 3451 | 3451 |
| 38 | VEERAVASARAM | - | 1616 | 470 | 486 | - | 2572 | 2572 |
| 39 | PENUMANTRA | - | 1333 | 458 | 396 | - | 2187 | 2187 |
| 40 | PENUGONDA | - | 1753 | 359 | 345 | - | 2457 | 2457 |
| 41 | ACHANTA | - | 1673 | 509 | 466 | - | 2648 | 2648 |
| 42 | PODURU | - | 1908 | 504 | 517 | - | 2929 | 2929 |
| 43 | PALACOLE | - | 2873 | 850 | 997 | - | 4720 | 4720 |
| 44 | YELAMANCHILI | - | 1785 | 481 | 395 | - | 2661 | 2661 |
| 45 | NARASAPURAM | 7 | 3930 | 924 | 989 | 5 | 5843 | 5855 |
| 46 | MOGALTHUR | - | 2067 | 501 | 296 | - | 2864 | 2864 |
| TOTAL | | 361 | 87303 | 21128 | 20521 | 11 | 128952 | 129324 |

Table - 3.25
STAGE WISE ENROLMENT
BC - GIRLS

2000-2001

| SL NO | MANDAL | PP | I - V | VI - VII | VIII - X | XI - XII | I - X | PP - XII |
|--------------|------------------|------------|--------------|--------------|--------------|-----------|---------------|---------------|
| 1 | JEELUGUMILLI | - | 571 | 118 | 99 | - | 788 | 788 |
| 2 | BUTTAYAGUDEM | - | 474 | 98 | 94 | - | 666 | 666 |
| 3 | POLAVARAM | 27 | 616 | 167 | 160 | - | 943 | 970 |
| 4 | THALLAPUDI | 6 | 827 | 139 | 135 | - | 1101 | 1107 |
| 5 | GOPALAPURAM | 10 | 1038 | 256 | 218 | - | 1512 | 1522 |
| 6 | KOYYALAGUDEM | 7 | 1160 | 244 | 214 | - | 1618 | 1625 |
| 7 | JANGAREDDIGUDEM | - | 1556 | 323 | 283 | - | 2162 | 2162 |
| 8 | T NARASAPURAM | - | 1076 | 113 | 98 | - | 1287 | 1287 |
| 9 | CHINTALAPUDI | - | 1818 | 328 | 308 | - | 2454 | 2454 |
| 10 | LINGAPALEM | 1 | 1209 | 190 | 105 | - | 1504 | 1505 |
| 11 | KAMAVARAPUKOTA | - | 1268 | 200 | 121 | - | 1589 | 1589 |
| 12 | DWARAKA TIRUMALA | - | 1530 | 223 | 119 | - | 1872 | 1872 |
| 13 | NALLAJERLA | - | 1726 | 402 | 292 | - | 2420 | 2420 |
| 14 | DEVARAPALLE | - | 1214 | 259 | 208 | - | 1681 | 1681 |
| 15 | CHAGALLU | - | 1407 | 237 | 180 | - | 1824 | 1824 |
| 16 | KOVVUR | 15 | 1664 | 379 | 378 | - | 2421 | 2436 |
| 17 | NIDADAVOLE | - | 1822 | 500 | 447 | - | 2769 | 2769 |
| 18 | TADEPALLIGUDEM | 3 | 3162 | 657 | 606 | - | 4425 | 4428 |
| 19 | UNGUTURU | 19 | 2452 | 536 | 426 | - | 3414 | 3433 |
| 20 | BHIMADOLE | - | 1924 | 393 | 369 | - | 2686 | 2686 |
| 21 | PADAVEGI | 25 | 1998 | 384 | 262 | 4 | 2644 | 2673 |
| 22 | PEDAPADU | 24 | 2105 | 527 | 436 | - | 3068 | 3092 |
| 23 | ELURU | 13 | 8419 | 2148 | 2219 | - | 12786 | 12799 |
| 24 | DENDULURU | - | 2047 | 385 | 263 | - | 2695 | 2695 |
| 25 | NIDAMARRU | 34 | 1170 | 249 | 181 | - | 1600 | 1634 |
| 26 | GANAPAVARAM | - | 1475 | 336 | 323 | - | 2134 | 2134 |
| 27 | PENTAPADU | 40 | 1800 | 393 | 308 | - | 2501 | 2541 |
| 28 | TANUKU | - | 2503 | 701 | 579 | - | 3783 | 3783 |
| 29 | UNDRAJAVARAM | - | 1451 | 339 | 199 | - | 1989 | 1989 |
| 30 | PERAVALI | 5 | 1146 | 280 | 196 | - | 1622 | 1627 |
| 31 | IRAGAVARAM | - | 1534 | 384 | 291 | - | 2209 | 2209 |
| 32 | ATTILI | 13 | 1716 | 341 | 266 | - | 2323 | 2336 |
| 33 | UNDI | 20 | 2286 | 490 | 421 | - | 3197 | 3217 |
| 34 | AKIVEEDU | 54 | 2287 | 462 | 435 | - | 3184 | 3238 |
| 35 | KALLA | - | 2415 | 440 | 432 | - | 3287 | 3287 |
| 36 | BHEEMAVARAM | - | 4929 | 1293 | 1294 | - | 7516 | 7516 |
| 37 | PALAKODERU | - | 2086 | 568 | 549 | - | 3203 | 3203 |
| 38 | VEERAVASARAM | - | 1558 | 423 | 389 | - | 2370 | 2370 |
| 39 | PENUMANTRA | - | 1272 | 318 | 307 | - | 1897 | 1897 |
| 40 | PENUGONDA | - | 1838 | 373 | 313 | - | 2524 | 2524 |
| 41 | ACHANTA | - | 1529 | 435 | 369 | - | 2333 | 2333 |
| 42 | PODURU | - | 1916 | 468 | 407 | - | 2791 | 2791 |
| 43 | PALACOLE | - | 3002 | 828 | 840 | - | 4670 | 4670 |
| 44 | YELAMANCHILI | - | 1784 | 402 | 375 | - | 2561 | 2561 |
| 45 | NARASAPURAM | 5 | 3932 | 858 | 795 | 6 | 5585 | 5596 |
| 46 | MOGALTHUR | - | 2087 | 322 | 238 | - | 2647 | 2647 |
| TOTAL | | 321 | 88799 | 19909 | 17547 | 10 | 126255 | 126586 |

Table - 3.26
STAGE WISE ENROLMENT
BC - TOTAL

2000-2001

| SL NO | MANDAL | PP | I - V | VI - VII | VIII - X | XI - XII | I - X | PP - XII |
|--------------|------------------|------------|---------------|--------------|--------------|-----------|---------------|---------------|
| 1 | JEELUGUMILLI | - | 1120 | 266 | 228 | - | 1614 | 1614 |
| 2 | BUTTAYAGUDEM | - | 923 | 196 | 169 | - | 1288 | 1288 |
| 3 | POLAVARAM | 64 | 1309 | 340 | 287 | - | 1936 | 2000 |
| 4 | THALLAPUDI | 11 | 1571 | 300 | 316 | - | 2187 | 2198 |
| 5 | GOPALAPURAM | 20 | 2146 | 513 | 442 | - | 3101 | 3121 |
| 6 | KOYYALAGUDEM | 17 | 2280 | 530 | 446 | - | 3256 | 3273 |
| 7 | JANGAREDDIGUDEM | - | 3102 | 613 | 727 | - | 4442 | 4442 |
| 8 | T NARASAPURAM | - | 2144 | 299 | 299 | - | 2742 | 2742 |
| 9 | CHINTALAPUDI | - | 3680 | 645 | 577 | - | 4902 | 4902 |
| 10 | LINGPALEM | 3 | 2410 | 433 | 329 | - | 3172 | 3175 |
| 11 | KAMAVARAPUKOTA | - | 2570 | 467 | 319 | - | 3356 | 3356 |
| 12 | DWARAKA TIRUMALA | - | 3017 | 455 | 303 | - | 3775 | 3775 |
| 13 | NALLAJERLA | - | 3359 | 822 | 604 | - | 4785 | 4785 |
| 14 | DEVARAPALLE | - | 2351 | 514 | 444 | - | 3309 | 3309 |
| 15 | CHAGALLU | - | 2710 | 513 | 416 | - | 3639 | 3639 |
| 16 | KOVVUR | 35 | 3281 | 758 | 746 | - | 4785 | 4820 |
| 17 | NIDADAVOLE | - | 3575 | 1015 | 965 | - | 5555 | 5555 |
| 18 | TADEPALLIGUDEM | 7 | 6041 | 1260 | 1253 | - | 8554 | 8561 |
| 19 | UNGUTURU | 46 | 4879 | 1072 | 972 | - | 6923 | 6969 |
| 20 | BHIMADOLE | - | 3887 | 819 | 779 | - | 5485 | 5485 |
| 21 | PADAVEGI | 47 | 4012 | 789 | 658 | 10 | 5459 | 5516 |
| 22 | PEDAPADU | 47 | 4049 | 1032 | 908 | - | 5989 | 6036 |
| 23 | ELURU | 28 | 16508 | 4262 | 4513 | - | 25283 | 25311 |
| 24 | DENDULURU | - | 4001 | 775 | 667 | - | 5443 | 5443 |
| 25 | NIDAMARRU | 55 | 2304 | 512 | 408 | - | 3224 | 3279 |
| 26 | GANAPAVARAM | - | 2933 | 713 | 733 | - | 4379 | 4379 |
| 27 | PENTAPADU | 83 | 3667 | 864 | 690 | - | 5221 | 5304 |
| 28 | TANUKU | - | 4939 | 1362 | 1203 | - | 7504 | 7504 |
| 29 | UNDRAJAVARAM | - | 2832 | 691 | 482 | - | 4005 | 4005 |
| 30 | PERAVALI | 12 | 2248 | 554 | 497 | - | 3299 | 3311 |
| 31 | IRAGAVARAM | - | 3143 | 739 | 562 | - | 4444 | 4444 |
| 32 | ATTILI | 37 | 3361 | 735 | 582 | - | 4678 | 4715 |
| 33 | UNDI | 38 | 4506 | 971 | 911 | - | 6388 | 6426 |
| 34 | AKIVEEDU | 120 | 4621 | 968 | 893 | - | 6482 | 6602 |
| 35 | KALLA | - | 4832 | 972 | 997 | - | 6801 | 6801 |
| 36 | BHEEMAVARAM | - | 9785 | 2612 | 2492 | - | 14889 | 14889 |
| 37 | PALAKODERU | - | 4150 | 1173 | 1331 | - | 6654 | 6654 |
| 38 | VEERAVASARAM | - | 3174 | 893 | 875 | - | 4942 | 4942 |
| 39 | PENUMANTRA | - | 2605 | 776 | 703 | - | 4084 | 4084 |
| 40 | PENUGONDA | - | 3591 | 732 | 658 | - | 4981 | 4981 |
| 41 | ACHANTA | - | 3202 | 944 | 835 | - | 4981 | 4981 |
| 42 | PODURU | - | 3824 | 972 | 924 | - | 5720 | 5720 |
| 43 | PALACOLE | - | 5875 | 1678 | 1837 | - | 9390 | 9390 |
| 44 | YELAMANCHILI | - | 3569 | 883 | 770 | - | 5222 | 5222 |
| 45 | NARASAPURAM | 12 | 7862 | 1782 | 1784 | 11 | 11428 | 11451 |
| 46 | MOGALTHUR | - | 4154 | 823 | 534 | - | 5511 | 5511 |
| TOTAL | | 682 | 176102 | 41037 | 38068 | 21 | 255207 | 255910 |

Table - 3.31
CLASS WISE ENROLMENT
SC - BOYS

2000-2001

| SL NO | MANDAL | PP | I | II | III | IV | V | VI | VII | VIII | IX | X | XI | XII |
|--------------|------------------|------------|--------------|--------------|--------------|--------------|-------------|-------------|-------------|-------------|-------------|-------------|-----------|----------|
| 1 | JEELUGUMILLI | - | 77 | 94 | 111 | 103 | 93 | 126 | 102 | 75 | 67 | 51 | - | - |
| 2 | BUTTAYAGUDEM | - | 72 | 54 | 59 | 60 | 61 | 54 | 60 | 30 | 22 | 23 | - | - |
| 3 | POLAVARAM | 5 | 91 | 72 | 76 | 79 | 54 | 34 | 31 | 24 | 12 | 12 | - | - |
| 4 | THALLAPUDI | - | 249 | 178 | 241 | 219 | 188 | 157 | 116 | 102 | 86 | 64 | - | - |
| 5 | GOPALAPURAM | - | 332 | 304 | 282 | 261 | 246 | 117 | 124 | 88 | 41 | 49 | - | - |
| 6 | KOYYALAGUDEM | - | 251 | 246 | 313 | 269 | 244 | 133 | 112 | 61 | 30 | 34 | - | - |
| 7 | JANGAREDDIGUDEM | - | 301 | 304 | 316 | 275 | 195 | 82 | 82 | 123 | 108 | 101 | - | - |
| 8 | T NARASAPURAM | - | 328 | 260 | 278 | 249 | 163 | 119 | 64 | 60 | 40 | 43 | - | - |
| 9 | CHINTALAPUDI | - | 479 | 458 | 511 | 476 | 399 | 298 | 254 | 131 | 95 | 93 | - | - |
| 10 | LINGAPALEM | 6 | 400 | 289 | 373 | 347 | 342 | 126 | 126 | 151 | 116 | 107 | - | - |
| 11 | KAMAVARAPUKOTA | - | 245 | 285 | 293 | 284 | 234 | 127 | 89 | 56 | 22 | 39 | - | - |
| 12 | DWARAKA TIRUMALA | - | 368 | 420 | 420 | 393 | 283 | 109 | 99 | 59 | 49 | 37 | - | - |
| 13 | NALLAJERLA | - | 372 | 323 | 358 | 290 | 219 | 175 | 125 | 86 | 74 | 62 | - | - |
| 14 | DEVARAPALLE | - | 404 | 354 | 367 | 401 | 253 | 155 | 136 | 144 | 100 | 75 | - | - |
| 15 | CHAGALLU | - | 139 | 210 | 245 | 200 | 173 | 124 | 93 | 66 | 61 | 38 | - | - |
| 16 | KOVVUR | 10 | 344 | 281 | 278 | 287 | 257 | 185 | 154 | 166 | 128 | 108 | - | - |
| 17 | NIDADAVOLE | - | 330 | 322 | 391 | 362 | 295 | 230 | 178 | 141 | 137 | 100 | - | - |
| 18 | TADEPALLIGUDEM | - | 449 | 407 | 391 | 347 | 309 | 256 | 216 | 165 | 139 | 142 | - | - |
| 19 | UNGUTURU | 10 | 292 | 268 | 339 | 281 | 225 | 154 | 100 | 99 | 113 | 99 | - | - |
| 20 | BHIMADOLE | - | 243 | 236 | 231 | 231 | 225 | 138 | 119 | 65 | 53 | 44 | - | - |
| 21 | PADAVEGI | 13 | 410 | 376 | 447 | 345 | 318 | 214 | 162 | 133 | 121 | 98 | 8 | 6 |
| 22 | PEDAPADU | 15 | 233 | 229 | 295 | 237 | 215 | 112 | 81 | 50 | 47 | 55 | - | - |
| 23 | ELURU | 14 | 564 | 600 | 602 | 587 | 555 | 413 | 325 | 315 | 257 | 233 | - | - |
| 24 | DENDULURU | - | 290 | 304 | 297 | 249 | 244 | 98 | 97 | 121 | 106 | 58 | - | - |
| 25 | NIDAMARRU | 8 | 121 | 82 | 110 | 97 | 71 | 44 | 36 | 21 | 19 | 15 | - | - |
| 26 | GANAPAVARAM | - | 144 | 185 | 205 | 226 | 206 | 110 | 75 | 92 | 74 | 54 | - | - |
| 27 | PENTAPADU | 18 | 183 | 209 | 225 | 223 | 200 | 153 | 99 | 81 | 45 | 53 | - | - |
| 28 | TANUKU | - | 188 | 154 | 171 | 160 | 156 | 104 | 118 | 80 | 55 | 52 | - | - |
| 29 | UNDRAJAVARAM | - | 144 | 153 | 212 | 177 | 156 | 79 | 94 | 92 | 85 | 50 | - | - |
| 30 | PERAVALI | 4 | 181 | 184 | 209 | 182 | 149 | 108 | 95 | 77 | 51 | 73 | - | - |
| 31 | IRAGAVARAM | - | 159 | 168 | 203 | 163 | 119 | 92 | 69 | 41 | 50 | 23 | - | - |
| 32 | ATTILI | 3 | 142 | 137 | 169 | 149 | 146 | 87 | 52 | 75 | 34 | 49 | - | - |
| 33 | UNDI | - | 113 | 108 | 134 | 106 | 116 | 56 | 59 | 52 | 52 | 39 | - | - |
| 34 | AKIVEEDU | 30 | 86 | 107 | 64 | 84 | 65 | 41 | 33 | 35 | 17 | 26 | - | - |
| 35 | KALLA | - | 81 | 80 | 61 | 65 | 72 | 46 | 34 | 25 | 24 | 19 | - | - |
| 36 | BHEEMAVARAM | - | 223 | 236 | 283 | 249 | 243 | 156 | 108 | 95 | 92 | 97 | - | - |
| 37 | PALAKODERU | - | 121 | 142 | 162 | 116 | 146 | 95 | 60 | 73 | 65 | 84 | - | - |
| 38 | VEERAVASARAM | - | 138 | 180 | 219 | 184 | 147 | 137 | 106 | 90 | 64 | 50 | - | - |
| 39 | PENUMANTRA | - | 129 | 164 | 203 | 235 | 185 | 137 | 110 | 51 | 47 | 46 | - | - |
| 40 | PENUGONDA | - | 153 | 267 | 228 | 211 | 177 | 144 | 117 | 84 | 39 | 44 | - | - |
| 41 | ACHANTA | - | 244 | 226 | 217 | 231 | 240 | 149 | 122 | 121 | 92 | 69 | - | - |
| 42 | PODURU | - | 275 | 225 | 224 | 225 | 221 | 148 | 96 | 87 | 68 | 50 | - | - |
| 43 | PALACOLE | - | 382 | 359 | 359 | 345 | 348 | 260 | 229 | 211 | 161 | 153 | - | - |
| 44 | YELAMANCHILI | - | 311 | 256 | 240 | 236 | 186 | 174 | 144 | 129 | 69 | 76 | - | - |
| 45 | NARASAPURAM | 11 | 277 | 236 | 331 | 313 | 302 | 267 | 217 | 163 | 152 | 127 | 3 | 3 |
| 46 | MOGALTHUR | - | 134 | 143 | 167 | 141 | 122 | 73 | 57 | 48 | 37 | 34 | - | - |
| TOTAL | | 147 | 11192 | 10865 | 11910 | 10950 | 9563 | 6396 | 5175 | 4334 | 3416 | 3048 | 11 | 9 |

Table - 3.32
CLASS WISE ENROLMENT
SC - GIRLS

2000-2001

| SL NO | MANDAL | PP | I | II | III | IV | V | VI | VII | VIII | IX | X | XI | XII |
|--------------|------------------|------------|--------------|--------------|--------------|--------------|-------------|-------------|-------------|-------------|-------------|-------------|----------|----------|
| 1 | JEELUGUMILLI | - | 71 | 121 | 123 | 103 | 87 | 77 | 63 | 27 | 37 | 35 | - | - |
| 2 | BUTTAYAGUDEM | - | 55 | 70 | 62 | 79 | 85 | 50 | 50 | 38 | 21 | 32 | - | - |
| 3 | POLAVARAM | 13 | 76 | 76 | 96 | 66 | 67 | 40 | 25 | 20 | 20 | 23 | - | - |
| 4 | THALLAPUDI | - | 257 | 230 | 189 | 212 | 182 | 108 | 68 | 63 | 63 | 46 | - | - |
| 5 | GOPALAPURAM | 2 | 328 | 351 | 315 | 314 | 259 | 141 | 102 | 59 | 62 | 34 | - | - |
| 6 | KOYYALAGUDEM | 2 | 238 | 240 | 314 | 239 | 213 | 146 | 104 | 53 | 39 | 18 | - | - |
| 7 | JANGAREDDIGUDEM | - | 318 | 309 | 351 | 323 | 224 | 147 | 103 | 110 | 105 | 104 | - | - |
| 8 | T NARASAPURAM | - | 354 | 266 | 264 | 240 | 197 | 49 | 44 | 36 | 21 | 10 | - | - |
| 9 | CHINTALAPUDI | - | 478 | 441 | 487 | 491 | 430 | 248 | 198 | 116 | 172 | 110 | - | - |
| 10 | LINGPALEM | 11 | 371 | 339 | 365 | 311 | 311 | 129 | 107 | 50 | 36 | 34 | - | - |
| 11 | KAMAVARAPUKOTA | - | 267 | 255 | 302 | 299 | 236 | 106 | 57 | 29 | 17 | 23 | - | - |
| 12 | DWARAKA TIRUMALA | - | 315 | 374 | 437 | 373 | 293 | 79 | 92 | 38 | 28 | 26 | - | - |
| 13 | NALLAJERLA | - | 362 | 315 | 344 | 325 | 242 | 159 | 126 | 87 | 68 | 50 | - | - |
| 14 | DEVARAPALLE | - | 415 | 308 | 349 | 359 | 253 | 148 | 107 | 173 | 95 | 73 | - | - |
| 15 | CHAGALLU | - | 152 | 207 | 215 | 184 | 133 | 113 | 67 | 42 | 61 | 49 | - | - |
| 16 | KOVVUR | 9 | 313 | 297 | 294 | 321 | 293 | 205 | 149 | 117 | 112 | 107 | - | - |
| 17 | NIDADAVOLE | - | 315 | 324 | 393 | 357 | 304 | 206 | 180 | 164 | 116 | 94 | - | - |
| 18 | TADEPALLIGUDEM | - | 415 | 390 | 451 | 363 | 328 | 208 | 124 | 87 | 72 | 57 | - | - |
| 19 | UNGUTURU | 19 | 249 | 242 | 356 | 278 | 249 | 145 | 104 | 77 | 57 | 53 | - | - |
| 20 | BHIMADOLE | - | 182 | 249 | 249 | 264 | 235 | 178 | 153 | 153 | 128 | 97 | - | - |
| 21 | PADAVEGI | 7 | 353 | 349 | 406 | 356 | 280 | 89 | 52 | 41 | 41 | 30 | 2 | - |
| 22 | PEDAPADU | 7 | 211 | 248 | 302 | 220 | 227 | 140 | 101 | 94 | 69 | 71 | - | - |
| 23 | ELURU | 19 | 591 | 626 | 642 | 633 | 514 | 450 | 373 | 299 | 263 | 209 | - | - |
| 24 | DENDULURU | - | 271 | 292 | 275 | 260 | 230 | 83 | 75 | 47 | 45 | 45 | - | - |
| 25 | NIDAMARRU | 5 | 126 | 94 | 128 | 88 | 70 | 45 | 26 | 21 | 18 | 8 | - | - |
| 26 | GANAPAVARAM | - | 155 | 199 | 211 | 224 | 160 | 84 | 87 | 47 | 34 | 18 | - | - |
| 27 | PENTAPADU | 5 | 182 | 194 | 220 | 203 | 215 | 118 | 91 | 56 | 40 | 41 | - | - |
| 28 | TANUKU | - | 158 | 158 | 171 | 185 | 175 | 125 | 126 | 100 | 105 | 71 | - | - |
| 29 | UNDRAJAVARAM | - | 134 | 149 | 210 | 175 | 157 | 74 | 74 | 35 | 27 | 25 | - | - |
| 30 | PERAVALI | 3 | 189 | 154 | 211 | 188 | 162 | 93 | 86 | 56 | 32 | 36 | - | - |
| 31 | IRAGAVARAM | - | 140 | 151 | 174 | 157 | 136 | 82 | 71 | 39 | 53 | 30 | - | - |
| 32 | ATTILI | 8 | 123 | 136 | 186 | 177 | 128 | 74 | 58 | 36 | 33 | 24 | - | - |
| 33 | UNDI | - | 104 | 121 | 131 | 115 | 100 | 61 | 49 | 28 | 29 | 27 | - | - |
| 34 | AKIVEEDU | 12 | 110 | 99 | 108 | 96 | 95 | 36 | 24 | 18 | 15 | 14 | - | - |
| 35 | KALLA | - | 75 | 92 | 81 | 60 | 75 | 19 | 14 | 18 | 40 | 21 | - | - |
| 36 | BHEEMAVARAM | - | 238 | 251 | 303 | 262 | 275 | 182 | 154 | 128 | 81 | 74 | - | - |
| 37 | PALAKODERU | - | 119 | 160 | 150 | 137 | 105 | 79 | 85 | 61 | 49 | 44 | - | - |
| 38 | VEERAVASARAM | - | 172 | 168 | 190 | 172 | 137 | 114 | 115 | 64 | 55 | 44 | - | - |
| 39 | PENUMANTRA | - | 147 | 157 | 165 | 176 | 164 | 105 | 106 | 72 | 76 | 48 | - | - |
| 40 | PENUGONDA | - | 121 | 241 | 194 | 228 | 179 | 139 | 91 | 52 | 47 | 40 | - | - |
| 41 | ACHANTA | - | 270 | 250 | 264 | 251 | 217 | 141 | 111 | 63 | 50 | 40 | - | - |
| 42 | PODURU | - | 278 | 222 | 265 | 239 | 209 | 137 | 113 | 58 | 61 | 45 | - | - |
| 43 | PALACOLE | - | 379 | 342 | 385 | 367 | 330 | 240 | 197 | 152 | 93 | 108 | - | - |
| 44 | YELAMANCHILI | - | 329 | 231 | 259 | 235 | 199 | 156 | 133 | 107 | 63 | 50 | - | - |
| 45 | NARASAPURAM | 5 | 273 | 260 | 311 | 310 | 296 | 228 | 246 | 183 | 181 | 122 | 2 | 2 |
| 46 | MOGALTHUR | - | 127 | 173 | 133 | 140 | 100 | 75 | 43 | 30 | 30 | 25 | - | - |
| TOTAL | | 127 | 10906 | 10921 | 12031 | 11155 | 9556 | 5851 | 4724 | 3444 | 2960 | 2385 | 4 | 2 |

Table - 3.33
CLASS WISE ENROLMENT
SC - TOTAL

2000-2001

| SL NO | MANDAL | PP | I | II | III | IV | V | VI | VII | VIII | IX | X | XI | XII |
|--------------|------------------|------------|--------------|--------------|--------------|--------------|--------------|--------------|-------------|-------------|-------------|-------------|-----------|-----------|
| 1 | JEELUGUMILLI | - | 148 | 205 | 234 | 205 | 180 | 203 | 165 | 102 | 104 | 86 | - | - |
| 2 | BUTTAYAGUDEM | - | 127 | 124 | 121 | 139 | 146 | 104 | 110 | 68 | 43 | 55 | - | - |
| 3 | POLAVARAM | 18 | 167 | 148 | 172 | 145 | 121 | 74 | 56 | 44 | 32 | 35 | - | - |
| 4 | THALLAPUDI | - | 506 | 408 | 430 | 431 | 370 | 265 | 184 | 165 | 149 | 110 | - | - |
| 5 | GOPALAPURAM | 2 | 660 | 655 | 597 | 575 | 505 | 258 | 226 | 147 | 103 | 83 | - | - |
| 6 | KOYYALAGUDEM | 2 | 489 | 486 | 627 | 508 | 457 | 279 | 216 | 114 | 69 | 52 | - | - |
| 7 | JANGAREDDIGUDEM | - | 619 | 613 | 667 | 598 | 419 | 229 | 185 | 233 | 213 | 205 | - | - |
| 8 | T NARASAPURAM | - | 682 | 526 | 542 | 489 | 360 | 168 | 108 | 96 | 61 | 53 | - | - |
| 9 | CHINTALAPUDI | - | 957 | 899 | 998 | 967 | 829 | 546 | 452 | 247 | 267 | 203 | - | - |
| 10 | LINGAPALEM | 17 | 771 | 628 | 738 | 658 | 653 | 255 | 233 | 201 | 152 | 141 | - | - |
| 11 | KAMAVARAPUKOTA | - | 512 | 540 | 595 | 583 | 470 | 233 | 146 | 85 | 39 | 62 | - | - |
| 12 | DWARAKA TIRUMALA | - | 683 | 794 | 857 | 766 | 576 | 188 | 191 | 97 | 77 | 63 | - | - |
| 13 | NALLAJERLA | - | 734 | 638 | 702 | 615 | 461 | 334 | 251 | 173 | 142 | 112 | - | - |
| 14 | DEVARAPALLE | - | 819 | 662 | 716 | 760 | 506 | 303 | 243 | 317 | 195 | 148 | - | - |
| 15 | CHAGALLU | - | 291 | 417 | 460 | 384 | 306 | 237 | 160 | 108 | 122 | 87 | - | - |
| 16 | KOVVUR | 19 | 657 | 578 | 572 | 608 | 550 | 390 | 303 | 283 | 240 | 215 | - | - |
| 17 | NIDADAVOLE | - | 645 | 646 | 784 | 719 | 599 | 436 | 358 | 305 | 253 | 194 | - | - |
| 18 | TADEPALLIGUDEM | - | 864 | 797 | 842 | 710 | 637 | 464 | 340 | 252 | 211 | 199 | - | - |
| 19 | UNGUTURU | 29 | 541 | 510 | 695 | 559 | 474 | 299 | 204 | 176 | 170 | 152 | - | - |
| 20 | BHIMADOLE | - | 425 | 485 | 480 | 495 | 460 | 316 | 272 | 218 | 181 | 141 | - | - |
| 21 | PADAVEGI | 20 | 763 | 725 | 853 | 701 | 598 | 303 | 214 | 174 | 162 | 128 | 10 | 6 |
| 22 | PEDAPADU | 22 | 444 | 477 | 597 | 457 | 442 | 252 | 182 | 144 | 116 | 126 | - | - |
| 23 | ELURU | 33 | 1155 | 1226 | 1244 | 1220 | 1069 | 863 | 698 | 614 | 520 | 442 | - | - |
| 24 | DENDULURU | - | 561 | 596 | 572 | 509 | 474 | 181 | 172 | 168 | 151 | 103 | - | - |
| 25 | NIDAMARRU | 13 | 247 | 176 | 238 | 185 | 141 | 89 | 62 | 42 | 37 | 23 | - | - |
| 26 | GANAPAVARAM | - | 299 | 384 | 416 | 450 | 366 | 194 | 162 | 139 | 108 | 72 | - | - |
| 27 | PENTAPADU | 23 | 365 | 403 | 445 | 426 | 415 | 271 | 190 | 137 | 85 | 94 | - | - |
| 28 | TANUKU | - | 346 | 312 | 342 | 345 | 331 | 229 | 244 | 180 | 160 | 123 | - | - |
| 29 | UNDRAJAVARAM | - | 278 | 302 | 422 | 352 | 313 | 153 | 168 | 127 | 112 | 75 | - | - |
| 30 | PERAVALI | 7 | 370 | 338 | 420 | 370 | 311 | 201 | 181 | 133 | 83 | 109 | - | - |
| 31 | IRAGAVARAM | - | 299 | 319 | 377 | 320 | 255 | 174 | 140 | 80 | 103 | 53 | - | - |
| 32 | ATTILI | 11 | 265 | 273 | 355 | 326 | 274 | 161 | 110 | 111 | 67 | 73 | - | - |
| 33 | UNDI | - | 217 | 229 | 265 | 221 | 216 | 117 | 108 | 80 | 81 | 66 | - | - |
| 34 | AKIVEEDU | 42 | 196 | 206 | 172 | 180 | 160 | 77 | 57 | 53 | 32 | 40 | - | - |
| 35 | KALLA | - | 156 | 172 | 142 | 125 | 147 | 65 | 48 | 43 | 64 | 40 | - | - |
| 36 | BHEEMAVARAM | - | 461 | 487 | 586 | 511 | 518 | 338 | 262 | 223 | 173 | 171 | - | - |
| 37 | PALAKODERU | - | 240 | 302 | 312 | 253 | 251 | 174 | 145 | 134 | 114 | 128 | - | - |
| 38 | VEERAVASARAM | - | 310 | 348 | 409 | 356 | 284 | 251 | 221 | 154 | 119 | 94 | - | - |
| 39 | PENUMANTRA | - | 276 | 321 | 368 | 411 | 349 | 242 | 216 | 123 | 123 | 94 | - | - |
| 40 | PENUGONDA | - | 274 | 508 | 422 | 439 | 356 | 283 | 208 | 136 | 86 | 84 | - | - |
| 41 | ACHANTA | - | 514 | 476 | 481 | 482 | 457 | 290 | 233 | 184 | 142 | 109 | - | - |
| 42 | PODURU | - | 553 | 447 | 489 | 464 | 430 | 285 | 209 | 145 | 129 | 95 | - | - |
| 43 | PALACOLE | - | 761 | 701 | 744 | 712 | 678 | 500 | 426 | 363 | 254 | 261 | - | - |
| 44 | YELAMANCHILI | - | 640 | 487 | 499 | 471 | 385 | 330 | 277 | 236 | 132 | 126 | - | - |
| 45 | NARASAPURAM | 16 | 550 | 496 | 642 | 623 | 598 | 495 | 463 | 346 | 333 | 249 | 5 | 5 |
| 46 | MOGALTHUR | - | 261 | 316 | 300 | 281 | 222 | 148 | 100 | 78 | 67 | 59 | - | - |
| TOTAL | | 274 | 22098 | 21786 | 23941 | 22105 | 19119 | 12247 | 9899 | 7778 | 6376 | 5433 | 15 | 11 |

Table - 3.34
STAGE WISE ENROLMENT
SC - BOYS

2000-2001

| SL NO | MANDAL | PP | I - V | VI - VII | VIII - X | XI - XII | I - X | PP - XII |
|--------------|------------------|------------|--------------|--------------|--------------|-----------|--------------|--------------|
| 1 | JEELUGUMILLI | - | 468 | 228 | 193 | - | 889 | 889 |
| 2 | BUTTAYAGUDEM | - | 306 | 114 | 75 | - | 495 | 495 |
| 3 | POLAVARAM | 5 | 372 | 65 | 48 | - | 485 | 490 |
| 4 | THALLAPUDI | - | 1075 | 273 | 252 | - | 1600 | 1600 |
| 5 | GOPALAPURAM | - | 1425 | 241 | 178 | - | 1844 | 1844 |
| 6 | KOYYALAGUDEM | - | 1323 | 245 | 125 | - | 1693 | 1693 |
| 7 | JANGAREDDIGUDEM | - | 1391 | 164 | 332 | - | 1887 | 1887 |
| 8 | T NARASAPURAM | - | 1278 | 183 | 143 | - | 1604 | 1604 |
| 9 | CHINTALAPUDI | - | 2323 | 552 | 319 | - | 3194 | 3194 |
| 10 | LINGAPALEM | 6 | 1751 | 252 | 374 | - | 2377 | 2383 |
| 11 | KAMAVARAPUKOTA | - | 1341 | 216 | 117 | - | 1674 | 1674 |
| 12 | DWARAKA TIRUMALA | - | 1884 | 208 | 145 | - | 2237 | 2237 |
| 13 | NALLAJERLA | - | 1562 | 300 | 222 | - | 2084 | 2084 |
| 14 | DEVARAPALLE | - | 1779 | 291 | 319 | - | 2389 | 2389 |
| 15 | CHAGALLU | - | 967 | 217 | 165 | - | 1349 | 1349 |
| 16 | KOVVUR | 10 | 1447 | 339 | 402 | - | 2188 | 2198 |
| 17 | NIDADAVOLE | - | 1700 | 408 | 378 | - | 2486 | 2486 |
| 18 | TADEPALLIGUDEM | - | 1903 | 472 | 446 | - | 2821 | 2821 |
| 19 | UNGUTURU | 10 | 1405 | 254 | 311 | - | 1970 | 1980 |
| 20 | BHIMADOLE | - | 1166 | 257 | 162 | - | 1585 | 1585 |
| 21 | PADAVEGI | 13 | 1896 | 376 | 352 | 14 | 2624 | 2651 |
| 22 | PEPADU | 15 | 1209 | 193 | 152 | - | 1554 | 1569 |
| 23 | ELURU | 14 | 2908 | 738 | 805 | - | 4451 | 4465 |
| 24 | DENDULURU | - | 1384 | 195 | 285 | - | 1864 | 1864 |
| 25 | NIDAMARRU | 8 | 481 | 80 | 55 | - | 616 | 624 |
| 26 | GANAPAVARAM | - | 966 | 185 | 220 | - | 1371 | 1371 |
| 27 | PENTAPADU | 18 | 1040 | 252 | 179 | - | 1471 | 1489 |
| 28 | TANUKU | - | 829 | 222 | 187 | - | 1238 | 1238 |
| 29 | UNDRAJAVARAM | - | 842 | 173 | 227 | - | 1242 | 1242 |
| 30 | PERAVALI | 4 | 905 | 203 | 201 | - | 1309 | 1313 |
| 31 | IRAGAVARAM | - | 812 | 161 | 114 | - | 1087 | 1087 |
| 32 | ATTILI | 3 | 743 | 139 | 158 | - | 1040 | 1043 |
| 33 | UNDI | - | 577 | 115 | 143 | - | 835 | 835 |
| 34 | AKIVEEDU | 30 | 406 | 74 | 78 | - | 558 | 588 |
| 35 | KALLA | - | 359 | 80 | 68 | - | 507 | 507 |
| 36 | BHEEMAVARAM | - | 1234 | 264 | 284 | - | 1782 | 1782 |
| 37 | PALAKODERU | - | 687 | 155 | 222 | - | 1064 | 1064 |
| 38 | VEERAVASARAM | - | 868 | 243 | 204 | - | 1315 | 1315 |
| 39 | PENUMANTRA | - | 916 | 247 | 144 | - | 1307 | 1307 |
| 40 | PENUGONDA | - | 1036 | 261 | 167 | - | 1464 | 1464 |
| 41 | ACHANTA | - | 1158 | 271 | 282 | - | 1711 | 1711 |
| 42 | PODURU | - | 1170 | 244 | 205 | - | 1619 | 1619 |
| 43 | PALACOLE | - | 1793 | 489 | 525 | - | 2807 | 2807 |
| 44 | YELAMANCHILI | - | 1229 | 318 | 274 | - | 1821 | 1821 |
| 45 | NARASAPURAM | 11 | 1459 | 484 | 442 | 6 | 2385 | 2402 |
| 46 | MOGALTHUR | - | 707 | 130 | 119 | - | 956 | 956 |
| TOTAL | | 147 | 54480 | 11571 | 10798 | 20 | 76849 | 77016 |

Table - 3.35
STAGE WISE ENROLMENT
SC - GIRLS

2000-2001

| SL NO | MANDAL | PP | I - V | VI - VII | VIII - X | XI - XII | I - X | PP - XII |
|--------------|------------------|------------|--------------|--------------|-------------|----------|--------------|--------------|
| 1 | JEELUGUMILLI | - | 505 | 140 | 99 | - | 744 | 744 |
| 2 | BUTTAYAGUDEM | - | 351 | 100 | 91 | - | 542 | 542 |
| 3 | POLAVARAM | 13 | 381 | 65 | 63 | - | 509 | 522 |
| 4 | THALLAPUDI | - | 1070 | 176 | 172 | - | 1418 | 1418 |
| 5 | GOPALAPURAM | 2 | 1567 | 243 | 155 | - | 1965 | 1967 |
| 6 | KOYYALAGUDEM | 2 | 1244 | 250 | 110 | - | 1604 | 1606 |
| 7 | JANGAREDDIGUDEM | - | 1525 | 250 | 319 | - | 2094 | 2094 |
| 8 | T NARASAPURAM | - | 1321 | 93 | 67 | - | 1481 | 1481 |
| 9 | CHINTALAPUDI | - | 2327 | 446 | 398 | - | 3171 | 3171 |
| 10 | LINGAPALEM | 11 | 1697 | 236 | 120 | - | 2053 | 2064 |
| 11 | KAMAVARAPUKOTA | - | 1359 | 163 | 69 | - | 1591 | 1591 |
| 12 | DWARAKA TIRUMALA | - | 1792 | 171 | 92 | - | 2055 | 2055 |
| 13 | NALLAJERLA | - | 1588 | 285 | 205 | - | 2078 | 2078 |
| 14 | DEVARAPALLE | - | 1684 | 255 | 341 | - | 2280 | 2280 |
| 15 | CHAGALLU | - | 891 | 180 | 152 | - | 1223 | 1223 |
| 16 | KOVVUR | 9 | 1518 | 354 | 336 | - | 2208 | 2217 |
| 17 | NIDADAVOLE | - | 1693 | 386 | 374 | - | 2453 | 2453 |
| 18 | TADEPALLIGUDEM | - | 1947 | 332 | 216 | - | 2495 | 2495 |
| 19 | UNGUTURU | 19 | 1374 | 249 | 187 | - | 1810 | 1829 |
| 20 | BHIMADOLE | - | 1179 | 331 | 378 | - | 1888 | 1888 |
| 21 | PADAVEGI | 7 | 1744 | 141 | 112 | 2 | 1997 | 2006 |
| 22 | PEDAPADU | 7 | 1208 | 241 | 234 | - | 1683 | 1690 |
| 23 | ELURU | 19 | 3006 | 823 | 771 | - | 4600 | 4619 |
| 24 | DENDULURU | - | 1328 | 158 | 137 | - | 1623 | 1623 |
| 25 | NIDAMARRU | 5 | 506 | 71 | 47 | - | 624 | 629 |
| 26 | GANAPAVARAM | - | 949 | 171 | 99 | - | 1219 | 1219 |
| 27 | PENTAPADU | 5 | 1014 | 209 | 137 | - | 1360 | 1365 |
| 28 | TANUKU | - | 847 | 251 | 276 | - | 1374 | 1374 |
| 29 | UNDRAJAVARAM | - | 825 | 148 | 87 | - | 1060 | 1060 |
| 30 | PERAVALI | 3 | 904 | 179 | 124 | - | 1207 | 1210 |
| 31 | IRAGAVARAM | - | 758 | 153 | 122 | - | 1033 | 1033 |
| 32 | ATTILI | 8 | 750 | 132 | 93 | - | 975 | 983 |
| 33 | UNDI | - | 571 | 110 | 84 | - | 765 | 765 |
| 34 | AKIVEEDU | 12 | 508 | 60 | 47 | - | 615 | 627 |
| 35 | KALLA | - | 383 | 33 | 79 | - | 495 | 495 |
| 36 | BHEEMAVARAM | - | 1329 | 336 | 283 | - | 1948 | 1948 |
| 37 | PALAKODERU | - | 671 | 164 | 154 | - | 989 | 989 |
| 38 | VEERAVASARAM | - | 839 | 229 | 163 | - | 1231 | 1231 |
| 39 | PENUMANTRA | - | 809 | 211 | 196 | - | 1216 | 1216 |
| 40 | PENUGONDA | - | 963 | 230 | 139 | - | 1332 | 1332 |
| 41 | ACHANTA | - | 1252 | 252 | 153 | - | 1657 | 1657 |
| 42 | PODURLI | - | 1213 | 250 | 164 | - | 1627 | 1627 |
| 43 | PALACOLE | - | 1803 | 437 | 353 | - | 2593 | 2593 |
| 44 | YELAMANCHILI | - | 1253 | 289 | 220 | - | 1762 | 1762 |
| 45 | NARASAPURAM | 5 | 1450 | 474 | 486 | 4 | 2410 | 2419 |
| 46 | MOGALTHUR | - | 673 | 118 | 85 | - | 876 | 876 |
| TOTAL | | 127 | 54569 | 10575 | 8789 | 6 | 73933 | 74066 |

Table - 3.36
STAGE WISE ENROLMENT
SC - TOTAL

2000-2001

| SL NO | MANDAL | PP | I - V | VI - VII | VIII - X | XI - XII | I - X | PP - XII |
|--------------|------------------|------------|---------------|--------------|--------------|-----------|---------------|---------------|
| 1 | JEELUGUMILLI | - | 973 | 368 | 292 | - | 1633 | 1633 |
| 2 | BUTTAYAGUDEM | - | 657 | 214 | 166 | - | 1037 | 1037 |
| 3 | POLAVARAM | 18 | 753 | 130 | 111 | - | 994 | 1012 |
| 4 | THALLAPUDI | - | 2145 | 449 | 424 | - | 3018 | 3018 |
| 5 | GOPALAPURAM | 2 | 2992 | 484 | 333 | - | 3809 | 3811 |
| 6 | KOYYALAGUDEM | 2 | 2567 | 495 | 235 | - | 3297 | 3299 |
| 7 | JANGAREDDIGUDEM | - | 2916 | 414 | 651 | - | 3981 | 3981 |
| 8 | T NARASAPURAM | - | 2599 | 276 | 210 | - | 3085 | 3085 |
| 9 | CHINTALAPUDI | - | 4650 | 998 | 717 | - | 6365 | 6365 |
| 10 | LINGPALEM | 17 | 3448 | 488 | 494 | - | 4430 | 4447 |
| 11 | KAMAVARAPUKOTA | - | 2700 | 379 | 186 | - | 3265 | 3265 |
| 12 | DWARAKA TIRUMALA | - | 3676 | 379 | 237 | - | 4292 | 4292 |
| 13 | NALLAJERLA | - | 3150 | 585 | 427 | - | 4162 | 4162 |
| 14 | DEVARAPALLE | - | 3463 | 546 | 660 | - | 4669 | 4669 |
| 15 | CHAGALLU | - | 1858 | 397 | 317 | - | 2572 | 2572 |
| 16 | KOVVUR | 19 | 2965 | 693 | 738 | - | 4396 | 4415 |
| 17 | NIDADAVOLE | - | 3393 | 794 | 752 | - | 4939 | 4939 |
| 18 | TADEPALLIGUDEM | - | 3850 | 804 | 662 | - | 5316 | 5316 |
| 19 | UNGUTURU | 29 | 2779 | 503 | 498 | - | 3780 | 3809 |
| 20 | BHIMADOLE | - | 2345 | 588 | 540 | - | 3473 | 3473 |
| 21 | PADAVEGI | 20 | 3640 | 517 | 464 | 16 | 4621 | 4657 |
| 22 | PEDAPADU | 22 | 2417 | 434 | 386 | - | 3237 | 3259 |
| 23 | ELURU | 33 | 5914 | 1561 | 1576 | - | 9051 | 9084 |
| 24 | DENDULURU | - | 2712 | 353 | 422 | - | 3487 | 3487 |
| 25 | NIDAMARRU | 13 | 987 | 151 | 102 | - | 1240 | 1253 |
| 26 | GANAPAVARAM | - | 1915 | 356 | 319 | - | 2590 | 2590 |
| 27 | PENTAPADU | 23 | 2054 | 461 | 316 | - | 2831 | 2854 |
| 28 | TANUKU | - | 1676 | 473 | 463 | - | 2612 | 2612 |
| 29 | UNDRAJAVARAM | - | 1667 | 321 | 314 | - | 2302 | 2302 |
| 30 | PERAVALI | 7 | 1809 | 382 | 325 | - | 2516 | 2523 |
| 31 | IRAGAVARAM | - | 1570 | 314 | 236 | - | 2120 | 2120 |
| 32 | ATTILI | 11 | 1493 | 271 | 251 | - | 2015 | 2026 |
| 33 | UNDI | - | 1148 | 225 | 227 | - | 1600 | 1600 |
| 34 | AKIVEEDU | 42 | 914 | 134 | 125 | - | 1173 | 1215 |
| 35 | KALLA | - | 742 | 113 | 147 | - | 1002 | 1002 |
| 36 | BHEEMAVARAM | - | 2563 | 600 | 567 | - | 3730 | 3730 |
| 37 | PALAKODERU | - | 1358 | 319 | 376 | - | 2053 | 2053 |
| 38 | VEERAVASARAM | - | 1707 | 472 | 367 | - | 2546 | 2546 |
| 39 | PENUMANTRA | - | 1725 | 458 | 340 | - | 2523 | 2523 |
| 40 | PENUGONDA | - | 1999 | 491 | 306 | - | 2796 | 2796 |
| 41 | ACHANTA | - | 2410 | 523 | 435 | - | 3368 | 3368 |
| 42 | PODURU | - | 2383 | 494 | 369 | - | 3246 | 3246 |
| 43 | PALACOLE | - | 3596 | 926 | 878 | - | 5400 | 5400 |
| 44 | YELAMANCHILI | - | 2482 | 607 | 494 | - | 3583 | 3583 |
| 45 | NARASAPURAM | 16 | 2909 | 958 | 928 | 10 | 4795 | 4821 |
| 46 | MOGALTHUR | - | 1380 | 248 | 204 | - | 1832 | 1832 |
| TOTAL | | 274 | 109049 | 22146 | 19587 | 26 | 150782 | 151082 |

Table - 3.41
CLASS WISE ENROLMENT
ST - BOYS

2000-2001

| SL NO | MANDAL | PP | I | II | III | IV | V | VI | VII | VIII | IX | X | XI | XII |
|--------------|------------------|-----------|-------------|-------------|-------------|-------------|-------------|------------|------------|------------|------------|------------|----------|----------|
| 1 | JEELUGUMILLI | - | 166 | 168 | 167 | 131 | 93 | 79 | 63 | 19 | 9 | 12 | - | - |
| 2 | BUTTAYAGUDEM | - | 702 | 506 | 503 | 443 | 342 | 309 | 206 | 191 | 144 | 137 | - | - |
| 3 | POLAVARAM | 7 | 284 | 193 | 189 | 177 | 130 | 91 | 71 | 43 | 26 | 33 | - | - |
| 4 | THALLAPUDI | - | 22 | 9 | 7 | 3 | 2 | 1 | 2 | 1 | 2 | - | - | - |
| 5 | GOPALAPURAM | - | 20 | 9 | 19 | 8 | 11 | 6 | 5 | 1 | 5 | 1 | - | - |
| 6 | KOYYALAGUDEM | - | 37 | 47 | 40 | 40 | 29 | 14 | 12 | 4 | 6 | 4 | - | - |
| 7 | JANGAREDDIGUDEM | - | 19 | 30 | 32 | 33 | 31 | 17 | 7 | 9 | 3 | - | - | - |
| 8 | T NARASAPURAM | - | 82 | 68 | 54 | 54 | 44 | 7 | 5 | 6 | 6 | 4 | - | - |
| 9 | CHINTALAPUDI | - | 222 | 181 | 168 | 143 | 97 | 56 | 59 | 17 | 20 | 15 | - | - |
| 10 | LINGAPALEM | - | 6 | 6 | 5 | 12 | 7 | 3 | 2 | 9 | 4 | - | - | - |
| 11 | KAMAVARAPUKOTA | - | 39 | 25 | 17 | 16 | 22 | 2 | 5 | 3 | 5 | 2 | - | - |
| 12 | DWARAKA TIRUMALA | - | 19 | 19 | 20 | 8 | 8 | 3 | 2 | 2 | 1 | 1 | - | - |
| 13 | NALLAJERLA | - | 14 | 7 | 13 | 8 | 2 | 1 | - | 1 | 3 | 1 | - | - |
| 14 | DEVARAPALLE | - | 8 | 7 | 5 | 6 | 2 | 3 | 4 | 1 | 1 | 3 | - | - |
| 15 | CHAGALLU | - | 10 | 8 | 9 | 10 | 7 | 2 | 2 | - | - | 1 | - | - |
| 16 | KOVVUR | - | 20 | 16 | 16 | 6 | 11 | 2 | 6 | 2 | 6 | 6 | - | - |
| 17 | NIDADAVOLE | - | 29 | 20 | 32 | 12 | 7 | 6 | 1 | 4 | 3 | 1 | - | - |
| 18 | TADEPALLIGUDEM | 1 | 28 | 19 | 17 | 12 | 21 | 12 | 7 | 17 | 7 | 7 | - | - |
| 19 | UNGUTURU | - | 19 | 18 | 21 | 17 | 8 | 10 | 9 | 5 | 3 | 4 | - | - |
| 20 | BHIMADOLE | - | 20 | 23 | 24 | 17 | 20 | 3 | 4 | 1 | 5 | 2 | - | - |
| 21 | PADAVEGI | - | 12 | 7 | 9 | 11 | 6 | 6 | 3 | 6 | 5 | 3 | 1 | - |
| 22 | PEDAPADU | 1 | 15 | 19 | 12 | 8 | 15 | 5 | 5 | 6 | 2 | 1 | - | - |
| 23 | ELURU | - | 60 | 58 | 56 | 39 | 51 | 17 | 17 | 7 | 5 | 12 | - | - |
| 24 | DENDULURU | - | 14 | 6 | 18 | 7 | 4 | - | 1 | 1 | - | 2 | - | - |
| 25 | NIDAMARRU | - | 4 | 1 | 3 | 4 | 5 | - | 1 | - | - | - | - | - |
| 26 | GANAPAVARAM | - | 8 | 18 | 15 | 13 | 10 | 9 | 6 | 2 | 2 | 2 | - | - |
| 27 | PENTAPADU | - | 28 | 22 | 13 | 27 | 21 | 5 | 4 | - | 4 | 1 | - | - |
| 28 | TANUKU | - | 24 | 18 | 21 | 12 | 12 | 4 | 3 | 2 | 1 | - | - | - |
| 29 | UNDRAJAVARAM | - | 4 | 3 | 9 | - | - | 3 | 2 | 3 | 3 | 2 | - | - |
| 30 | PERAVALI | - | 10 | 4 | 7 | 7 | 4 | 1 | 9 | - | - | - | - | - |
| 31 | IRAGAVARAM | - | 9 | 8 | 8 | 6 | 5 | 2 | 1 | 1 | 1 | 1 | - | - |
| 32 | ATTILI | - | 11 | 33 | 22 | 7 | 1 | 1 | 1 | - | - | 2 | - | - |
| 33 | UNDI | - | 16 | 22 | 17 | 5 | 11 | 8 | 1 | 4 | 3 | 3 | - | - |
| 34 | AKIVEEDU | 4 | 6 | 6 | 3 | 4 | - | 4 | 1 | 2 | - | 1 | - | - |
| 35 | KALLA | - | 25 | 11 | 8 | 5 | - | 3 | - | 1 | 1 | 1 | - | - |
| 36 | BHEEMAVARAM | - | 29 | 23 | 22 | 32 | 13 | 5 | 12 | 5 | 3 | 2 | - | - |
| 37 | PALAKODERU | - | 12 | 12 | 11 | 4 | 8 | 5 | 3 | 3 | 2 | 3 | - | - |
| 38 | VEERAVASARAM | - | 22 | 10 | 11 | 4 | 4 | 1 | 2 | 2 | - | 1 | - | - |
| 39 | PENUMANTRA | - | 5 | 8 | 4 | 4 | 2 | 2 | 3 | 2 | - | 2 | - | - |
| 40 | PENUGONDA | - | 2 | 13 | 5 | 5 | 3 | 2 | 1 | 4 | - | 2 | - | - |
| 41 | ACHANTA | - | 14 | 7 | 7 | 3 | 4 | 4 | 2 | 1 | 1 | 2 | - | - |
| 42 | PODURU | - | 5 | 14 | 4 | 7 | 5 | 2 | 2 | 1 | 1 | - | - | - |
| 43 | PALACOLE | - | 29 | 19 | 18 | 16 | 16 | 11 | 8 | 4 | 2 | 1 | - | - |
| 44 | YELAMANCHILI | - | 11 | 11 | 11 | 3 | 3 | 1 | - | 1 | - | - | - | - |
| 45 | NARASAPURAM | - | 20 | 21 | 27 | 25 | 24 | 18 | 8 | 9 | 10 | 5 | 3 | 3 |
| 46 | MOGALTHUR | - | 5 | 5 | 8 | 5 | 2 | - | - | - | - | - | - | - |
| TOTAL | | 13 | 2166 | 1758 | 1707 | 1419 | 1123 | 746 | 568 | 403 | 305 | 283 | 4 | 3 |

Table - 3.42
CLASS WISE ENROLMENT
ST - GIRLS

2000-2001

| SL NO | MANDAL | PP | I | II | III | IV | V | VI | VII | VIII | IX | X | XI | XII |
|--------------|------------------|-----------|-------------|-------------|-------------|-------------|-------------|------------|------------|------------|------------|------------|----------|----------|
| 1 | JEELUGUMILLI | - | 168 | 184 | 159 | 124 | 99 | 66 | 46 | 22 | 5 | 4 | - | - |
| 2 | BUTTAYAGUDEM | - | 720 | 487 | 480 | 470 | 411 | 407 | 248 | 215 | 156 | 140 | - | - |
| 3 | POLAVARAM | 8 | 262 | 169 | 178 | 165 | 138 | 76 | 58 | 44 | 18 | 30 | - | - |
| 4 | THALLAPUDI | - | 15 | 14 | 8 | 6 | 5 | 2 | 1 | 1 | 3 | - | - | - |
| 5 | GOPALAPURAM | - | 28 | 17 | 24 | 25 | 8 | 3 | 1 | 4 | 3 | 3 | - | - |
| 6 | KOYYALAGUDEM | - | 51 | 33 | 45 | 51 | 58 | 33 | 19 | 9 | 1 | 4 | - | - |
| 7 | JANGAREDDIGUDEM | - | 25 | 22 | 17 | 10 | 6 | 5 | 2 | 8 | 5 | 3 | - | - |
| 8 | T NARASAPURAM | - | 94 | 49 | 72 | 54 | 35 | - | 2 | 1 | - | 1 | - | - |
| 9 | CHINTALAPUDI | - | 219 | 171 | 129 | 108 | 93 | 22 | 22 | 8 | 15 | 5 | - | - |
| 10 | LINGPALEM | - | 12 | 5 | 9 | 5 | 2 | 2 | 2 | - | 1 | - | - | - |
| 11 | KAMAVARAPUKOTA | - | 28 | 20 | 18 | 8 | 16 | 4 | 3 | - | 1 | 2 | - | - |
| 12 | DWARAKA TIRUMALA | - | 18 | 21 | 27 | 6 | 3 | 2 | 2 | 2 | - | - | - | - |
| 13 | NALLAJERLA | - | 5 | 6 | 7 | 5 | 3 | 1 | 1 | - | - | - | - | - |
| 14 | DEVARAPALLE | - | 15 | 2 | 8 | 7 | - | 1 | 3 | 1 | 2 | 1 | - | - |
| 15 | CHAGALLU | - | 8 | 10 | 6 | 6 | 2 | 2 | 1 | - | - | - | - | - |
| 16 | KOVVUR | - | 18 | 21 | 17 | 13 | 7 | 4 | 2 | 4 | 1 | 4 | - | - |
| 17 | NIDADAVOLE | - | 22 | 28 | 29 | 12 | 12 | 4 | 3 | 2 | 3 | 2 | - | - |
| 18 | TADEPALLIGUDEM | - | 33 | 15 | 23 | 18 | 10 | 4 | 2 | 5 | 1 | 1 | - | - |
| 19 | UNGUTURU | - | 14 | 16 | 23 | 16 | 17 | 4 | 3 | 1 | 2 | - | - | - |
| 20 | BHIMADOLE | - | 19 | 12 | 16 | 19 | 11 | 8 | 5 | 1 | - | 1 | - | - |
| 21 | PADAVEGI | 2 | 14 | 14 | 7 | 6 | 6 | 3 | 2 | 2 | 2 | 2 | 1 | - |
| 22 | PEDAPADU | 1 | 20 | 16 | 10 | 12 | 9 | 3 | 3 | 3 | 4 | - | - | - |
| 23 | ELURU | - | 39 | 62 | 77 | 47 | 43 | 19 | 14 | 14 | 12 | 14 | - | - |
| 24 | DENDULURU | - | 16 | 14 | 19 | 7 | 9 | 3 | 2 | 1 | - | - | - | - |
| 25 | NIDAMARRU | - | 3 | 4 | 4 | 4 | 5 | - | - | - | - | - | - | - |
| 26 | GANAPAVARAM | - | 5 | 14 | 11 | 11 | 10 | 4 | 1 | - | - | 1 | - | - |
| 27 | PENTAPADU | - | 18 | 23 | 24 | 30 | 14 | 1 | - | 1 | - | - | - | - |
| 28 | TANUKU | - | 27 | 19 | 24 | 17 | 23 | 5 | 2 | 1 | 4 | 2 | - | - |
| 29 | UNDRAJAVARAM | - | 5 | 6 | 9 | 2 | 2 | 3 | - | - | - | 1 | - | - |
| 30 | PERAVALI | - | 8 | 8 | 6 | 7 | 4 | 1 | - | - | - | 1 | - | - |
| 31 | IRAGAVARAM | - | 8 | 4 | 13 | 4 | 3 | 3 | 2 | 2 | 1 | 1 | - | - |
| 32 | ATTILI | - | 5 | 18 | 22 | 11 | 2 | 1 | 1 | 1 | 3 | 2 | - | - |
| 33 | UNDI | - | 18 | 25 | 16 | 12 | 9 | 3 | - | 2 | 1 | - | - | - |
| 34 | AKIVEEDU | - | 7 | 5 | 2 | 2 | 3 | - | - | 2 | - | 1 | - | - |
| 35 | KALLA | - | 17 | 9 | 21 | 7 | 2 | - | 2 | 1 | - | - | - | - |
| 36 | BHEEMAVARAM | - | 18 | 15 | 15 | 13 | 10 | 8 | 1 | 21 | 4 | 4 | - | - |
| 37 | PALAKODERU | - | 9 | 11 | 13 | 7 | 6 | 1 | 4 | 2 | 1 | - | - | - |
| 38 | VEERAVASARAM | - | 6 | 10 | 9 | 6 | 7 | 3 | 5 | - | - | 2 | - | - |
| 39 | PENUMANTRA | - | 6 | 7 | 7 | 3 | 1 | 2 | 3 | 4 | - | - | - | - |
| 40 | PENUGONDA | - | 6 | 15 | 13 | 11 | 4 | 3 | - | 1 | 2 | - | - | - |
| 41 | ACHANTA | - | 4 | 3 | 7 | 9 | 4 | 1 | 1 | 4 | - | - | - | - |
| 42 | PODURU | - | 9 | 9 | 2 | 4 | 11 | 1 | - | 1 | 1 | 1 | - | - |
| 43 | PALACOLE | - | 25 | 17 | 28 | 10 | 14 | 1 | 4 | 1 | - | 4 | - | - |
| 44 | YELAMANCHILI | - | 11 | 11 | 9 | 3 | 7 | 1 | - | - | - | - | - | - |
| 45 | NARASAPURAM | - | 24 | 17 | 29 | 26 | 11 | 13 | 8 | 7 | 6 | 3 | 8 | 8 |
| 46 | MOGALTHUR | - | 4 | 4 | 5 | 6 | 5 | 1 | - | - | 3 | - | - | - |
| TOTAL | | 11 | 2106 | 1662 | 1697 | 1405 | 1160 | 734 | 481 | 399 | 261 | 240 | 9 | 8 |

Table - 3.43
CLASS WISE ENROLMENT
ST - TOTAL

2000-2001

| SL NO | MANDAL | PP | I | II | III | IV | V | VI | VII | VIII | IX | X | XI | XII |
|--------------|------------------|-----------|-------------|-------------|-------------|-------------|-------------|-------------|-------------|------------|------------|------------|-----------|-----------|
| 1 | JEELUGUMILLI | - | 334 | 352 | 325 | 255 | 192 | 145 | 109 | 41 | 14 | 16 | - | - |
| 2 | BUTTAYAGUDEM | - | 1422 | 393 | 983 | 913 | 753 | 716 | 454 | 406 | 300 | 277 | - | - |
| 3 | POLAVARAM | 15 | 546 | 362 | 367 | 342 | 268 | 167 | 129 | 87 | 44 | 63 | - | - |
| 4 | THALLAPUDI | - | 37 | 23 | 15 | 9 | 7 | 3 | 3 | 2 | 5 | - | - | - |
| 5 | GOPALAPURAM | - | 48 | 26 | 43 | 33 | 19 | 9 | 6 | 5 | 8 | 4 | - | - |
| 6 | KOYYALAGUDEM | - | 88 | 80 | 85 | 91 | 87 | 47 | 31 | 13 | 7 | 8 | - | - |
| 7 | JANGAREDDIGUDEM | - | 44 | 52 | 49 | 43 | 37 | 22 | 9 | 17 | 8 | 3 | - | - |
| 8 | T NARASAPURAM | - | 176 | 117 | 126 | 108 | 79 | 7 | 7 | 7 | 6 | 5 | - | - |
| 9 | CHINTALAPUDI | - | 441 | 352 | 297 | 251 | 190 | 78 | 81 | 25 | 35 | 20 | - | - |
| 10 | LINGAPALEM | - | 18 | 11 | 14 | 17 | 9 | 5 | 4 | 9 | 5 | - | - | - |
| 11 | KAMAVARAPUKOTA | - | 67 | 45 | 35 | 24 | 38 | 6 | 8 | 3 | 6 | 4 | - | - |
| 12 | DWARAKA TIRUMALA | - | 37 | 40 | 47 | 14 | 11 | 5 | 4 | 4 | 1 | 1 | - | - |
| 13 | NALLAJERLA | - | 19 | 13 | 20 | 13 | 5 | 2 | 1 | 1 | 3 | 1 | - | - |
| 14 | DEVARAPALLE | - | 23 | 9 | 13 | 13 | 2 | 4 | 7 | 2 | 3 | 4 | - | - |
| 15 | CHAGALLU | - | 18 | 18 | 15 | 16 | 9 | 4 | 3 | - | - | 1 | - | - |
| 16 | KOVVUR | - | 38 | 37 | 33 | 19 | 18 | 6 | 8 | 6 | 7 | 10 | - | - |
| 17 | NIDADAVOLE | - | 51 | 48 | 61 | 24 | 19 | 10 | 4 | 6 | 6 | 3 | - | - |
| 18 | TADEPALLIGUDEM | 1 | 61 | 34 | 40 | 30 | 31 | 16 | 9 | 22 | 8 | 8 | - | - |
| 19 | UNGUTURU | - | 33 | 34 | 44 | 33 | 25 | 14 | 12 | 6 | 5 | 4 | - | - |
| 20 | BHIMADOLE | - | 39 | 35 | 40 | 36 | 31 | 11 | 9 | 2 | 5 | 3 | - | - |
| 21 | PADAVEGI | 2 | 26 | 21 | 16 | 17 | 12 | 9 | 5 | 8 | 7 | 5 | 2 | - |
| 22 | PEJAPADU | 2 | 35 | 35 | 22 | 20 | 24 | 8 | 8 | 9 | 6 | 1 | - | - |
| 23 | ELJURU | - | 99 | 120 | 133 | 86 | 94 | 36 | 31 | 21 | 17 | 26 | - | - |
| 24 | DENDULURU | - | 30 | 20 | 37 | 14 | 13 | 3 | 3 | 2 | - | 2 | - | - |
| 25 | NIDAMARRU | - | 7 | 5 | 7 | 8 | 10 | - | 1 | - | - | - | - | - |
| 26 | GANAPAVARAM | - | 13 | 32 | 26 | 24 | 20 | 13 | 7 | 2 | 2 | 3 | - | - |
| 27 | PENTAPADU | - | 46 | 45 | 37 | 57 | 35 | 6 | 4 | 1 | 4 | 1 | - | - |
| 28 | TANUKU | - | 51 | 37 | 45 | 29 | 35 | 9 | 5 | 3 | 5 | 2 | - | - |
| 29 | UNDRAJAVARAM | - | 9 | 9 | 18 | 2 | 2 | 6 | 2 | 3 | 3 | 3 | - | - |
| 30 | PERAVALI | - | 18 | 12 | 13 | 14 | 8 | 2 | 9 | - | - | 1 | - | - |
| 31 | IRAGAVARAM | - | 17 | 12 | 21 | 10 | 8 | 5 | 3 | 3 | 2 | 2 | - | - |
| 32 | ATTILI | - | 16 | 51 | 44 | 18 | 3 | 2 | 2 | 1 | 3 | 4 | - | - |
| 33 | UNDI | - | 34 | 47 | 33 | 17 | 20 | 11 | 1 | 6 | 4 | 3 | - | - |
| 34 | AKIVEEDU | 4 | 13 | 11 | 5 | 6 | 3 | 4 | 1 | 4 | - | 2 | - | - |
| 35 | KALLA | - | 42 | 20 | 29 | 12 | 2 | 3 | 2 | 2 | 1 | 1 | - | - |
| 36 | BHEEMAVARAM | - | 47 | 38 | 37 | 45 | 23 | 13 | 13 | 26 | 7 | 6 | - | - |
| 37 | PALAKODERU | - | 21 | 23 | 24 | 11 | 14 | 6 | 7 | 5 | 3 | 3 | - | - |
| 38 | VEERAVASARAM | - | 28 | 20 | 20 | 10 | 11 | 4 | 7 | 2 | - | 3 | - | - |
| 39 | PENUMANTRA | - | 11 | 15 | 11 | 7 | 3 | 4 | 6 | 6 | - | 2 | - | - |
| 40 | PENUGONDA | - | 8 | 28 | 18 | 16 | 7 | 5 | 1 | 5 | 2 | 2 | - | - |
| 41 | ACHANTA | - | 18 | 10 | 14 | 12 | 8 | 5 | 3 | 5 | 1 | 2 | - | - |
| 42 | PODURU | - | 14 | 23 | 6 | 11 | 16 | 3 | 2 | 2 | 2 | 1 | - | - |
| 43 | PALACOLE | - | 54 | 36 | 46 | 26 | 30 | 12 | 12 | 5 | 2 | 5 | - | - |
| 44 | YELAMANCHILI | - | 22 | 22 | 20 | 6 | 10 | 2 | - | 1 | - | - | - | - |
| 45 | NARASAPURAM | - | 44 | 38 | 56 | 51 | 35 | 31 | 16 | 16 | 16 | 8 | 11 | 11 |
| 46 | MOGALTHUR | - | 9 | 9 | 13 | 11 | 7 | 1 | - | - | 3 | - | - | - |
| TOTAL | | 24 | 4272 | 3420 | 3404 | 2824 | 2283 | 1480 | 1049 | 802 | 566 | 523 | 13 | 11 |

Table - 3.44
STAGE WISE ENROLMENT
ST - BOYS

2000-2001

| SL NO | MANDAL | PP | I - V | VI - VII | VIII - X | XI - XII | I - X | PP - XII |
|--------------|------------------|-----------|-------------|-------------|------------|----------|--------------|--------------|
| 1 | JEELUGUMILLI | - | 725 | 142 | 40 | - | 907 | 907 |
| 2 | BUTTAYAGUDEM | - | 2496 | 515 | 472 | - | 3483 | 3483 |
| 3 | POLAVARAM | 7 | 973 | 162 | 102 | - | 1237 | 1244 |
| 4 | THALLAPUDI | - | 43 | 3 | 3 | - | 49 | 49 |
| 5 | GOPALAPURAM | - | 67 | 11 | 7 | - | 85 | 85 |
| 6 | KOYYALAGUDEM | - | 193 | 26 | 14 | - | 233 | 233 |
| 7 | JANGAREDDIGUDEM | - | 145 | 24 | 12 | - | 181 | 181 |
| 8 | T NARASAPURAM | - | 302 | 12 | 16 | - | 330 | 330 |
| 9 | CHINTALAPUDI | - | 811 | 115 | 52 | - | 978 | 978 |
| 10 | LINGAPALEM | - | 36 | 5 | 13 | - | 54 | 54 |
| 11 | KAMAVARAPUKOTA | - | 119 | 7 | 10 | - | 136 | 136 |
| 12 | DWARAKA TIRUMALA | - | 74 | 5 | 4 | - | 83 | 83 |
| 13 | NALLAJERLA | - | 44 | 1 | 5 | - | 50 | 50 |
| 14 | DEVARAPALLE | - | 28 | 7 | 5 | - | 40 | 40 |
| 15 | CHAGALLU | - | 44 | 4 | 1 | - | 49 | 49 |
| 16 | KOVVUR | - | 69 | 8 | 14 | - | 91 | 91 |
| 17 | NIDADAVOLE | - | 100 | 7 | 8 | - | 115 | 115 |
| 18 | TADEPALLIGUDEM | 1 | 97 | 19 | 31 | - | 147 | 148 |
| 19 | UNGUTURU | - | 83 | 19 | 12 | - | 114 | 114 |
| 20 | BHIMADOLE | - | 104 | 7 | 8 | - | 119 | 119 |
| 21 | PADAVEGI | - | 45 | 9 | 14 | 1 | 68 | 69 |
| 22 | PEDAPADU | 1 | 69 | 10 | 9 | - | 88 | 89 |
| 23 | ELURU | - | 264 | 34 | 24 | - | 322 | 322 |
| 24 | DENDULURU | - | 49 | 1 | 3 | - | 53 | 53 |
| 25 | NIDAMARRU | - | 17 | 1 | - | - | 18 | 18 |
| 26 | GANAPAVARAM | - | 64 | 15 | 6 | - | 85 | 85 |
| 27 | PENTAPADU | - | 111 | 9 | 5 | - | 125 | 125 |
| 28 | TANUKU | - | 87 | 7 | 3 | - | 97 | 97 |
| 29 | UNRAJAVARAM | - | 16 | 5 | 8 | - | 29 | 29 |
| 30 | PERAVALI | - | 32 | 10 | - | - | 42 | 42 |
| 31 | IRAGAVARAM | - | 36 | 3 | 3 | - | 42 | 42 |
| 32 | ATTILI | - | 74 | 2 | 2 | - | 78 | 78 |
| 33 | UNDI | - | 71 | 9 | 10 | - | 90 | 90 |
| 34 | AKIVEEDU | 4 | 19 | 5 | 3 | - | 27 | 31 |
| 35 | KALLA | - | 49 | 3 | 3 | - | 55 | 55 |
| 36 | BHEEMAVARAM | - | 119 | 17 | 10 | - | 146 | 146 |
| 37 | PALAKODERU | - | 47 | 8 | 8 | - | 63 | 63 |
| 38 | VEERAVASARAM | - | 51 | 3 | 3 | - | 57 | 57 |
| 39 | PENUMANTRA | - | 23 | 5 | 4 | - | 32 | 32 |
| 40 | PENUGONDA | - | 28 | 3 | 6 | - | 37 | 37 |
| 41 | ACHANTA | - | 35 | 6 | 4 | - | 45 | 45 |
| 42 | PODURU | - | 35 | 4 | 2 | - | 41 | 41 |
| 43 | PALACOLE | - | 98 | 19 | 7 | - | 124 | 124 |
| 44 | YELAMANCHILI | - | 39 | 1 | 1 | - | 41 | 41 |
| 45 | NARASAPURAM | - | 117 | 26 | 24 | 6 | 167 | 173 |
| 46 | MOGALTHUR | - | 25 | - | - | - | 25 | 25 |
| TOTAL | | 13 | 8173 | 1314 | 991 | 7 | 10478 | 10498 |

Table - 3.45
STAGE WISE ENROLMENT
ST - GIRLS

2000-2001

| SL NO | MANDAL | PP | I - V | VI - VII | VIII - X | XI - XII | I - X | PP - XII |
|--------------|------------------|-----------|-------------|-------------|------------|-----------|--------------|--------------|
| 1 | JEELUGUMILLI | - | 734 | 112 | 31 | - | 877 | 877 |
| 2 | BUTTAYAGUDEM | - | 2568 | 655 | 511 | - | 3734 | 3734 |
| 3 | POLAVARAM | 8 | 912 | 134 | 92 | - | 1138 | 1146 |
| 4 | THALLAPUDI | - | 48 | 3 | 4 | - | 55 | 55 |
| 5 | GOPALAPURAM | - | 102 | 4 | 10 | - | 116 | 116 |
| 6 | KOYYALAGUDEM | - | 238 | 52 | 14 | - | 304 | 304 |
| 7 | JANGAREDDIGUDEM | - | 80 | 7 | 16 | - | 103 | 103 |
| 8 | T NARASAPURAM | - | 304 | 2 | 2 | - | 308 | 308 |
| 9 | CHINTALAPUDI | - | 720 | 44 | 28 | - | 792 | 792 |
| 10 | LINGAPALEM | - | 33 | 4 | 1 | - | 38 | 38 |
| 11 | KAMAVARAPUKOTA | - | 90 | 7 | 3 | - | 100 | 100 |
| 12 | DWARAKA TIRUMALA | - | 75 | 4 | 2 | - | 81 | 81 |
| 13 | NALLAJERLA | - | 26 | 2 | - | - | 28 | 28 |
| 14 | DEVARAPALLE | - | 32 | 4 | 4 | - | 40 | 40 |
| 15 | CHAGALLU | - | 32 | 3 | - | - | 35 | 35 |
| 16 | KOVVUR | - | 76 | 6 | 9 | - | 91 | 91 |
| 17 | NIDADAVOLE | - | 103 | 7 | 7 | - | 117 | 117 |
| 18 | TADEPALLIGUDEM | - | 99 | 6 | 7 | - | 112 | 112 |
| 19 | UNGUTURU | - | 86 | 7 | 3 | - | 96 | 96 |
| 20 | BHIMADOLE | - | 77 | 13 | 2 | - | 92 | 92 |
| 21 | PADAVEGI | 2 | 47 | 5 | 6 | 1 | 58 | 61 |
| 22 | PEDAPADU | 1 | 67 | 6 | 7 | - | 80 | 81 |
| 23 | ELURU | - | 268 | 33 | 40 | - | 341 | 341 |
| 24 | DENDULURU | - | 65 | 5 | 1 | - | 71 | 71 |
| 25 | NIDAMARRU | - | 20 | - | - | - | 20 | 20 |
| 26 | GANAPAVARAM | - | 51 | 5 | 1 | - | 57 | 57 |
| 27 | PENTAPADU | - | 109 | 1 | 1 | - | 111 | 111 |
| 28 | TANUKU | - | 110 | 7 | 7 | - | 124 | 124 |
| 29 | UNRAJAVARAM | - | 24 | 3 | 1 | - | 28 | 28 |
| 30 | PERAVALI | - | 33 | 1 | 1 | - | 35 | 35 |
| 31 | IRAGAVARAM | - | 32 | 5 | 4 | - | 41 | 41 |
| 32 | ATTILI | - | 58 | 2 | 6 | - | 66 | 66 |
| 33 | UNDI | - | 80 | 3 | 3 | - | 86 | 86 |
| 34 | AKIVEEDU | - | 19 | - | 3 | - | 22 | 22 |
| 35 | KALLA | - | 56 | 2 | 1 | - | 59 | 59 |
| 36 | BHEEMAVARAM | - | 71 | 9 | 29 | - | 109 | 109 |
| 37 | PALAKODERU | - | 46 | 5 | 3 | - | 54 | 54 |
| 38 | VEERAVASARAM | - | 38 | 8 | 2 | - | 48 | 48 |
| 39 | PENUMANTRA | - | 24 | 5 | 4 | - | 33 | 33 |
| 40 | PENUGONDA | - | 49 | 3 | 3 | - | 55 | 55 |
| 41 | ACHANTA | - | 27 | 2 | 4 | - | 33 | 33 |
| 42 | PODURU | - | 35 | 1 | 3 | - | 39 | 39 |
| 43 | PALACOLE | - | 94 | 5 | 5 | - | 104 | 104 |
| 44 | YELAMANCHILI | - | 41 | 1 | - | - | 42 | 42 |
| 45 | NARASAPURAM | - | 107 | 21 | 16 | 16 | 144 | 160 |
| 46 | MOGALTHUR | - | 24 | 1 | 3 | - | 28 | 28 |
| TOTAL | | 11 | 8030 | 1215 | 900 | 17 | 10145 | 10173 |

Table - 3.46
STAGE WISE ENROLMENT
ST - TOTAL

2000-2001

| SL NO | MANDAL | PP | I - V | VI - VII | VIII - X | XI - XII | I - X | PP - XII |
|--------------|------------------|-----------|--------------|-------------|-------------|-----------|--------------|--------------|
| 1 | JEELUGUMILLI | - | 1459 | 254 | 71 | - | 1784 | 1784 |
| 2 | BUTTAYAGUDEM | - | 5064 | 1170 | 983 | - | 7217 | 7217 |
| 3 | POLAVARAM | 15 | 1885 | 296 | 194 | - | 2375 | 2390 |
| 4 | THALLAPUDI | - | 91 | 6 | 7 | - | 104 | 104 |
| 5 | GOPALAPURAM | - | 169 | 15 | 17 | - | 201 | 201 |
| 6 | KOYYALAGUDEM | - | 431 | 78 | 28 | - | 537 | 537 |
| 7 | JANGAREDDIGUDEM | - | 225 | 31 | 28 | - | 284 | 284 |
| 8 | T NARASAPURAM | - | 606 | 14 | 18 | - | 638 | 638 |
| 9 | CHINTALAPUDI | - | 1531 | 159 | 80 | - | 1770 | 1770 |
| 10 | LINGAPALEM | - | 69 | 9 | 14 | - | 92 | 92 |
| 11 | KAMAVARAPUKOTA | - | 209 | 14 | 13 | - | 236 | 236 |
| 12 | DWARAKA TIRUMALA | - | 149 | 9 | 6 | - | 164 | 164 |
| 13 | NALLAJERLA | - | 70 | 3 | 5 | - | 78 | 78 |
| 14 | DEVARAPALLE | - | 60 | 11 | 9 | - | 80 | 80 |
| 15 | CHAGALLU | - | 76 | 7 | 1 | - | 84 | 84 |
| 16 | KOVVUR | - | 145 | 14 | 23 | - | 182 | 182 |
| 17 | NIDADAVOLE | - | 203 | 14 | 15 | - | 232 | 232 |
| 18 | TADEPALLIGUDEM | 1 | 196 | 25 | 38 | - | 259 | 260 |
| 19 | UNGUTURU | - | 169 | 26 | 15 | - | 210 | 210 |
| 20 | BHIMADOLE | - | 181 | 20 | 10 | - | 211 | 211 |
| 21 | PADAVEGI | 2 | 92 | 14 | 20 | 2 | 126 | 130 |
| 22 | PEDAPADU | 2 | 136 | 16 | 16 | - | 168 | 170 |
| 23 | ELURU | - | 532 | 67 | 64 | - | 663 | 663 |
| 24 | DENDULURU | - | 114 | 6 | 4 | - | 124 | 124 |
| 25 | NIDAMARRU | - | 37 | 1 | - | - | 38 | 38 |
| 26 | GANAPAVARAM | - | 115 | 20 | 7 | - | 142 | 142 |
| 27 | PENTAPADU | - | 220 | 10 | 6 | - | 236 | 236 |
| 28 | TANUKU | - | 197 | 14 | 10 | - | 221 | 221 |
| 29 | UNDRAJAVARAM | - | 40 | 8 | 9 | - | 57 | 57 |
| 30 | PERAVALI | - | 65 | 11 | 1 | - | 77 | 77 |
| 31 | IRAGAVARAM | - | 68 | 8 | 7 | - | 83 | 83 |
| 32 | ATTILI | - | 132 | 4 | 8 | - | 144 | 144 |
| 33 | UNDI | - | 151 | 12 | 13 | - | 176 | 176 |
| 34 | AKIVEEDU | 4 | 38 | 5 | 6 | - | 49 | 53 |
| 35 | KALLA | - | 105 | 5 | 4 | - | 114 | 114 |
| 36 | BHEEMAVARAM | - | 190 | 26 | 39 | - | 255 | 255 |
| 37 | PALAKODERU | - | 93 | 13 | 11 | - | 117 | 117 |
| 38 | VEERAVASARAM | - | 89 | 11 | 5 | - | 105 | 105 |
| 39 | PENUMANTRA | - | 47 | 10 | 8 | - | 65 | 65 |
| 40 | PENUGONDA | - | 77 | 6 | 9 | - | 92 | 92 |
| 41 | ACHANTA | - | 62 | 8 | 8 | - | 78 | 78 |
| 42 | PODURU | - | 70 | 5 | 5 | - | 80 | 80 |
| 43 | PALACOLE | - | 192 | 24 | 12 | - | 228 | 228 |
| 44 | YELAMANCHILI | - | 80 | 2 | 1 | - | 83 | 83 |
| 45 | NARASAPURAM | - | 224 | 47 | 40 | 22 | 311 | 333 |
| 46 | MOGALTHUR | - | 49 | 1 | 3 | - | 53 | 53 |
| TOTAL | | 24 | 16203 | 2529 | 1891 | 24 | 20623 | 20671 |

Table - 3.51

TYPE WISE & MANAGEMENT WISE PRIMARY SCHOOLS

DISTRICT: WEST GODAVARI

2000-2001

| SL. NO. | NAME OF THE MANDAL | CENTRAL GOVT. | STATE GOVT. | MANDAL PARISHAD | MUNICIPAL | PRIVATE AIDED | PRIVATE UN-AIDED | TOTAL |
|--------------|--------------------|---------------|-------------|-----------------|------------|---------------|------------------|-------------|
| 1 | JEELUGUMILLI | - | 18 | 19 | - | 5 | 1 | 43 |
| 2 | BUTTAYAGUDEM | - | 54 | 47 | - | 13 | - | 114 |
| 3 | POLAVARAM | - | 22 | 23 | - | 9 | 1 | 55 |
| 4 | THALLAPUDI | - | - | 22 | - | 3 | - | 25 |
| 5 | GOPALAPURAM | - | - | 33 | - | 1 | 3 | 37 |
| 6 | KOYYALAGUDEM | - | - | 33 | - | 4 | 3 | 40 |
| 7 | JANGAREDDIGUDEM | - | - | 45 | - | 3 | - | 48 |
| 8 | T NARASAPURAM | - | 1 | 34 | - | 7 | - | 42 |
| 9 | CHINTALAPUDI | - | - | 55 | - | 22 | - | 77 |
| 10 | LINGAPALEM | - | - | 37 | - | 16 | - | 53 |
| 11 | KAMAVARAPUKOTA | - | - | 33 | - | 8 | 1 | 42 |
| 12 | DWARAKA TIRUMALA | - | - | 43 | - | 5 | - | 48 |
| 13 | NALLAJERLA | - | - | 33 | - | 6 | - | 39 |
| 14 | DEVARAPALLE | - | - | 29 | - | - | 2 | 31 |
| 15 | CHAGALLU | - | - | 33 | - | - | - | 33 |
| 16 | KOVVUR | - | - | 30 | - | 3 | 2 | 35 |
| 17 | NIDADAVOLE | - | - | 33 | 9 | 7 | 3 | 52 |
| 18 | TADEPALLIGUDEM | - | - | 39 | 13 | 8 | 1 | 61 |
| 19 | UNGUTURU | - | - | 54 | - | 3 | 1 | 58 |
| 20 | BHIMADOLE | - | - | 19 | - | 13 | - | 32 |
| 21 | PADAVEGI | - | - | 45 | - | 17 | 1 | 63 |
| 22 | PEDAPADU | - | - | 40 | - | 16 | 1 | 57 |
| 23 | ELURU | - | - | 18 | 32 | 42 | 9 | 101 |
| 24 | DENDULURU | - | 1 | 31 | - | 19 | - | 51 |
| 25 | NIDAMARRU | - | - | 23 | - | 2 | - | 25 |
| 26 | GANAPAVARAM | - | - | 45 | - | - | 1 | 46 |
| 27 | PENTAPADU | - | 1 | 48 | - | - | 1 | 50 |
| 28 | TANUKU | - | - | 18 | 14 | 4 | 1 | 37 |
| 29 | UNDRAJAVARAM | - | - | 23 | - | - | - | 23 |
| 30 | PERAVALI | - | - | 38 | - | - | - | 38 |
| 31 | IRAGAVARAM | - | - | 50 | - | - | - | 50 |
| 32 | ATTILI | - | - | 45 | - | - | - | 45 |
| 33 | UNDI | - | - | 48 | - | 4 | - | 52 |
| 34 | AKIVEEDU | - | - | 38 | - | 13 | 2 | 53 |
| 35 | KALLA | - | - | 39 | - | 9 | - | 48 |
| 36 | BHEEMAVARAM | - | - | 53 | 28 | 3 | 7 | 91 |
| 37 | PALAKODERU | - | - | 44 | - | - | - | 44 |
| 38 | VEERAVASARAM | - | - | 60 | - | - | - | 60 |
| 39 | PENUMANTRA | - | - | 44 | - | - | - | 44 |
| 40 | PENUGONDA | - | - | 57 | - | - | - | 57 |
| 41 | ACHANTA | - | - | 63 | - | - | - | 63 |
| 42 | PODURU | - | - | 63 | - | - | - | 63 |
| 43 | PALACOLE | - | - | 54 | 19 | 3 | - | 76 |
| 44 | YELAMANCHILI | - | - | 72 | - | - | - | 72 |
| 45 | NARASAPURAM | - | - | 78 | 18 | 3 | 2 | 101 |
| 46 | MOGALTHUR | - | - | 61 | - | - | - | 61 |
| TOTAL | | - | 97 | 1892 | 133 | 271 | 43 | 2436 |

Table - 3.52
TYPE WISE & MANAGEMENT WISE UPPER PRIMARY SCHOOLS
 DISTRICT: WEST GODAVARI 2000-2001

| SL. NO. | NAME OF THE MANDAL | CENTRAL GOVT. | STATE GOVT. | MANDAL PARISHAD | MUNICIPAL | PRIVATE AIDED | PRIVATE UN-AIDED | TOTAL |
|--------------|--------------------|---------------|-------------|-----------------|-----------|---------------|------------------|------------|
| 1 | JEELUGUMILLI | - | 1 | - | - | 1 | - | 2 |
| 2 | BUTTAYAGUDEM | - | 4 | - | - | - | - | 4 |
| 3 | POLAVARAM | - | 3 | 6 | - | - | 2 | 11 |
| 4 | THALLAPUDI | - | - | 3 | - | - | - | 3 |
| 5 | GOPALAPURAM | - | - | 2 | - | - | - | 2 |
| 6 | KOYYALAGUDEM | - | - | 6 | - | - | - | 6 |
| 7 | JANGAREDDIGUDEM | - | - | 2 | - | 1 | - | 3 |
| 8 | T NARASAPURAM | - | - | - | - | - | - | - |
| 9 | CHINTALAPUDI | - | - | 5 | - | 2 | 1 | 8 |
| 10 | LINGAPALEM | - | - | 5 | - | 1 | - | 6 |
| 11 | KAMAVARAPUKOTA | - | - | 3 | - | - | - | 3 |
| 12 | DWARAKA TIRUMALA | - | - | 5 | - | - | - | 5 |
| 13 | NALLAJERLA | - | - | 3 | - | - | - | 3 |
| 14 | DEVARAPALLE | - | - | 3 | - | - | - | 3 |
| 15 | CHAGALLU | - | - | 3 | - | - | - | 3 |
| 16 | KOVVUR | - | - | 7 | - | - | - | 7 |
| 17 | NIDADAVOLE | - | - | 7 | 1 | 2 | - | 10 |
| 18 | TADEPALLIGUDEM | - | - | 10 | - | - | 2 | 12 |
| 19 | UNGUTURU | - | - | 2 | - | 1 | 1 | 4 |
| 20 | BHIMADOLE | - | - | 3 | - | 1 | - | 4 |
| 21 | PADAVEGI | - | - | 7 | - | - | - | 7 |
| 22 | PEDAPADU | - | - | 4 | - | - | - | 4 |
| 23 | ELURU | - | - | 4 | 11 | 5 | 3 | 23 |
| 24 | DENDULURU | - | - | 5 | - | - | - | 5 |
| 25 | NIDAMARRU | - | - | 2 | - | - | - | 2 |
| 26 | GANAPAVARAM | - | - | 6 | - | - | - | 6 |
| 27 | PENTAPADU | - | - | 9 | - | - | 1 | 10 |
| 28 | TANUKU | - | - | 6 | - | - | 1 | 7 |
| 29 | UNDRAJAVARAM | - | - | 6 | - | - | - | 6 |
| 30 | PERAVALI | - | - | 5 | - | - | 1 | 6 |
| 31 | IRAGAVARAM | - | - | 3 | - | - | - | 3 |
| 32 | ATTILI | - | - | 6 | - | - | - | 6 |
| 33 | UNDI | - | - | 7 | - | - | - | 7 |
| 34 | AKIVEEDU | - | - | 1 | - | 1 | - | 2 |
| 35 | KALLA | - | - | 3 | - | - | - | 3 |
| 36 | BHEEMAVARAM | - | - | 11 | 2 | - | 2 | 15 |
| 37 | PALAKODERU | - | - | - | - | - | - | - |
| 38 | VEERAVASARAM | - | - | 2 | - | - | - | 2 |
| 39 | PENUMANTRA | - | - | 7 | - | - | 1 | 8 |
| 40 | PENUGONDA | - | - | 7 | - | - | - | 7 |
| 41 | ACHANTA | - | - | 4 | - | 1 | - | 5 |
| 42 | PODURU | - | - | 3 | - | - | - | 3 |
| 43 | PALACOLE | - | - | 4 | 4 | - | 3 | 11 |
| 44 | YELAMANCHILI | - | - | 7 | - | - | - | 7 |
| 45 | NARASAPURAM | - | - | 6 | 5 | 1 | 4 | 16 |
| 46 | MOGALTHUR | - | - | 7 | - | - | - | 7 |
| TOTAL | | - | 8 | 207 | 23 | 17 | 22 | 277 |

Table - 3.53
TYPE WISE & MANAGEMENT WISE HIGH SCHOOLS

DISTRICT: WEST GODAVARI

2000-2001

| SL. NO. | NAME OF THE MANDAL | C.G | S.G | APREIS | APSWRS | M.P.P/ Z.P.P | M.P.L | P.A | P.U | K.V | N.V | CBSE PVT. | ICSE PVT. | TOTAL |
|--------------|--------------------|-----|-----------|----------|----------|-----------------|-----------|-----------|-----------|-----|-----|--------------|--------------|------------|
| 1 | JEELUGUMILLI | - | - | - | - | 3 | - | 1 | - | - | - | - | - | 4 |
| 2 | BUTTAYAGUDEM | - | 6 | - | - | 2 | - | 1 | - | - | - | - | - | 9 |
| 3 | POLAVARAM | - | 2 | - | - | 1 | - | - | 1 | - | - | - | - | 4 |
| 4 | THALLAPUDI | - | 1 | - | - | 4 | - | - | - | - | - | - | - | 5 |
| 5 | GOPALAPURAM | - | - | - | - | 7 | - | - | 1 | - | - | - | - | 8 |
| 6 | KOYYALAGUDEM | - | 1 | - | - | 5 | - | - | - | - | - | - | - | 6 |
| 7 | JANGAREDDIGUDEM | - | - | - | 1 | 5 | - | - | - | - | - | - | - | 6 |
| 8 | T NARASAPURAM | - | - | 1 | - | 4 | - | - | - | - | - | - | - | 5 |
| 9 | CHINTALAPUDI | - | 1 | 1 | - | 6 | - | - | - | - | - | - | - | 8 |
| 10 | LINGAPALEM | - | - | - | - | 3 | - | 1 | - | - | - | - | - | 4 |
| 11 | KAMAVARAPUKOTA | - | - | - | - | 3 | - | - | - | - | - | - | - | 3 |
| 12 | DWARAKA TIRUMALA | - | - | - | - | 4 | - | 1 | - | - | - | - | - | 5 |
| 13 | NALLAJERLA | - | - | - | - | 7 | - | - | 1 | - | - | - | - | 8 |
| 14 | DEVARAPALLE | - | - | - | - | 6 | - | - | 2 | - | - | - | - | 8 |
| 15 | CHAGALLU | - | - | - | - | 5 | - | - | - | - | - | - | - | 5 |
| 16 | KOVVUR | - | 1 | - | - | 5 | 1 | 2 | 2 | - | - | - | - | 11 |
| 17 | NIDADAVOLE | - | 1 | - | - | 5 | 2 | 1 | 3 | - | - | - | - | 12 |
| 18 | TADEPALLIGUDEM | - | 1 | - | 1 | 5 | 5 | 2 | 1 | - | - | 1 | - | 16 |
| 19 | UNGUTURU | - | - | - | - | 8 | - | - | 1 | - | - | - | - | 9 |
| 20 | BHIMADOLE | - | - | - | 1 | 5 | - | - | - | - | - | - | - | 6 |
| 21 | PADAVEGI | - | - | - | 1 | 5 | - | 1 | 2 | - | - | - | - | 9 |
| 22 | PEDAPADU | - | - | - | - | 6 | - | 1 | 1 | - | - | - | - | 8 |
| 23 | ELURU | - | 2 | - | 1 | 3 | 6 | 8 | 5 | - | - | 1 | - | 26 |
| 24 | DENDULURU | - | 1 | - | - | 3 | - | 2 | - | - | - | - | - | 6 |
| 25 | NIDAMARRU | - | - | - | - | 6 | - | - | - | - | - | - | - | 6 |
| 26 | GANAPAVARAM | - | - | - | - | 7 | - | - | - | - | - | - | - | 7 |
| 27 | PENTAPADU | - | 1 | - | - | 4 | - | 1 | 1 | - | - | - | - | 7 |
| 28 | TANUKU | - | - | - | - | 6 | - | 2 | 2 | - | - | - | - | 10 |
| 29 | UNRAJAVARAM | - | - | - | - | 4 | - | - | - | - | - | - | - | 4 |
| 30 | PERAVALI | - | 1 | - | - | 6 | - | - | - | - | - | - | - | 7 |
| 31 | IRAGAVARAM | - | - | - | - | 6 | - | - | - | - | - | - | - | 6 |
| 32 | ATTILI | - | 1 | - | - | 6 | - | - | 1 | - | - | - | - | 8 |
| 33 | UNDI | - | 1 | - | - | 6 | - | - | - | - | - | - | - | 7 |
| 34 | AKIVEEDU | - | - | - | - | 6 | - | 1 | 1 | - | - | - | - | 8 |
| 35 | KALLA | - | - | - | - | 5 | - | - | - | - | - | - | - | 5 |
| 36 | BHEEMAVARAM | - | - | - | - | 7 | 5 | 5 | 9 | - | - | - | - | 26 |
| 37 | PALAKODERU | - | - | - | - | 10 | - | 1 | - | - | - | - | - | 11 |
| 38 | VEERAVASARAM | - | - | - | - | 6 | - | - | - | - | - | - | - | 6 |
| 39 | PENUMANTRA | - | - | - | - | 5 | - | 1 | - | - | - | - | - | 6 |
| 40 | PENUGONDA | - | - | - | - | 2 | - | 2 | - | - | - | - | - | 4 |
| 41 | ACHANTA | - | 1 | - | - | 5 | - | - | - | - | - | - | - | 6 |
| 42 | PODURU | - | - | - | - | 7 | - | 1 | - | - | - | - | - | 8 |
| 43 | PALACOLE | - | - | - | - | 4 | 6 | 8 | 1 | - | - | - | - | 14 |
| 44 | YELAMANCHILI | - | - | - | - | 10 | - | - | - | - | - | - | - | 10 |
| 45 | NARASAPURAM | - | 1 | - | - | 7 | 3 | 3 | - | - | - | - | - | 14 |
| 46 | MOGALTHUR | - | - | - | - | 5 | - | - | - | - | - | - | - | 5 |
| TOTAL | | - | 23 | 2 | 5 | 240 | 28 | 41 | 35 | - | - | 2 | - | 376 |

Table - 3.54
TYPE WISE & MANAGEMENT WISE Hr.SECONDARY SCHOOLS
 DISTRICT: WEST GODAVARI 2000-2001

| SL. NO. | NAME OF THE MANDAL | CENTRAL GOVT. | KENDRIYA VIDYALAYA | NAVODAYA VIDYALAYA | CBSE PVT. | ICSE PVT. | TOTAL |
|--------------|--------------------|---------------|--------------------|--------------------|-----------|-----------|-------|
| 1 | PADAVEGI | - | - | 1 | - | - | 1 |
| 2 | BHEEMAVARAM | - | - | - | 1 | - | 1 |
| 3 | NARASAPURAM | - | - | - | 1 | 1 | 2 |
| TOTAL | | - | - | 1 | 2 | 1 | 4 |

Table - 3.55
TYPE WISE & MANAGEMENT WISE PRE-PRIMARY SCHOOLS
 DISTRICT: WEST GODAVARI 2000-2001

| SL. NO. | NAME OF THE MANDAL | CENTRAL GOVT. | STATE GOVT. | MANDAL PARISHAD | MUNICIPAL | PRIVATE AIDED | PRIVATE UN-AIDED | TOTAL |
|--------------|--------------------|---------------|-------------|-----------------|-----------|---------------|------------------|-------|
| 4 | THALLAPUDI | - | - | 1 | - | - | - | 1 |
| 6 | KOYYALAGUDEM | - | - | 1 | - | - | - | 1 |
| 18 | TADEPALLIGUDEM | - | - | 1 | - | - | - | 1 |
| 21 | PADAVEGI | - | - | 1 | - | - | - | 1 |
| 25 | NIDAMARRU | - | - | 1 | - | - | - | 1 |
| 27 | PENTAPADU | - | 1 | 2 | - | - | - | 3 |
| TOTAL | | - | 1 | 7 | - | - | - | 8 |

Table - 3.61
MANDAL WISE NO.OF INSTITUTIONS, ALL ENROLMENT &
TEACHERS - 2000 - 2001

DISTRICT: WEST GODAVARI

TYPE: PRIMARY SCHOOLS

| SL. NO. | NAME OF THE MANDAL | NO.OF SCHOOLS | ENROLMENT | | | TEACHERS | | |
|--------------|--------------------|---------------|---------------|---------------|---------------|-------------|-------------|-------------|
| | | | BOYS | GIRLS | TOTAL | MEN | WOMEN | TOTAL |
| 1 | JEELUGUMILLI | 43 | 1859 | 1892 | 3751 | 80 | 35 | 115 |
| 2 | BUTTAYAGUDEM | 14 | 3211 | 3287 | 6498 | 175 | 69 | 244 |
| 3 | POLAVARAM | 55 | 1543 | 1516 | 3059 | 73 | 28 | 101 |
| 4 | THALLAPUDI | 25 | 2317 | 2392 | 4709 | 52 | 36 | 88 |
| 5 | GOPALAPURAM | 37 | 3466 | 3631 | 7097 | 92 | 40 | 132 |
| 6 | KOYYALAGUDEM | 40 | 3095 | 3202 | 6297 | 84 | 34 | 118 |
| 7 | JANGAREDDIGUDEM | 48 | 3717 | 4141 | 7858 | 99 | 47 | 146 |
| 8 | T NARASAPURAM | 42 | 3196 | 3238 | 6434 | 106 | 33 | 139 |
| 9 | CHINTALAPUDI | 77 | 5100 | 5050 | 10150 | 102 | 97 | 199 |
| 10 | LINGAPALEM | 53 | 2764 | 2774 | 5538 | 60 | 51 | 111 |
| 11 | KAMAVARAPUKOTA | 42 | 2738 | 2708 | 5446 | 57 | 50 | 107 |
| 12 | DWARAKA TIRUMALA | 48 | 3446 | 3391 | 6837 | 80 | 64 | 144 |
| 13 | NALLAJERLA | 39 | 3512 | 3657 | 7169 | 78 | 58 | 136 |
| 14 | DEVARAPALLE | 31 | 3320 | 3289 | 6609 | 67 | 44 | 111 |
| 15 | CHAGALLU | 33 | 2434 | 2520 | 4954 | 52 | 39 | 91 |
| 16 | KOVVUR | 35 | 3851 | 4038 | 7889 | 58 | 75 | 133 |
| 17 | NIDADAVOLE | 52 | 3900 | 3905 | 7805 | 66 | 78 | 144 |
| 18 | TADEPALLIGUDEM | 61 | 5272 | 5721 | 10993 | 81 | 119 | 200 |
| 19 | UNGUTURU | 58 | 4014 | 4048 | 8062 | 82 | 78 | 160 |
| 20 | BHIMADOLE | 32 | 3557 | 3532 | 7089 | 52 | 68 | 120 |
| 21 | PADAVEGI | 63 | 4028 | 3959 | 7987 | 59 | 104 | 163 |
| 22 | PEDAPADU | 57 | 3251 | 3483 | 6734 | 49 | 106 | 155 |
| 23 | ELURU | 101 | 10288 | 11025 | 21313 | 99 | 286 | 385 |
| 24 | DENDULURU | 51 | 3461 | 3545 | 7006 | 57 | 88 | 145 |
| 25 | NIDAMARRU | 25 | 2019 | 1983 | 4002 | 71 | 14 | 85 |
| 26 | GANAPAVARAM | 46 | 3242 | 3272 | 6514 | 102 | 55 | 157 |
| 27 | PENTAPADU | 50 | 3067 | 2968 | 6035 | 71 | 68 | 139 |
| 28 | TANUKU | 37 | 3615 | 3929 | 7544 | 54 | 100 | 154 |
| 29 | UNDRAJAVARAM | 23 | 2207 | 2361 | 4568 | 43 | 41 | 84 |
| 30 | PERAVALI | 38 | 2447 | 2570 | 5017 | 87 | 34 | 121 |
| 31 | IRAGAVARAM | 50 | 3213 | 3123 | 6336 | 95 | 54 | 149 |
| 32 | ATTILI | 45 | 2437 | 2651 | 5088 | 93 | 27 | 120 |
| 33 | UNDI | 52 | 2888 | 2973 | 5861 | 84 | 59 | 143 |
| 34 | AKIVEEDU | 53 | 3482 | 3467 | 6949 | 87 | 61 | 148 |
| 35 | KALLA | 48 | 3274 | 3333 | 6607 | 83 | 57 | 140 |
| 36 | BHEEMAVARAM | 91 | 7047 | 6806 | 13853 | 111 | 197 | 308 |
| 37 | PALAKODERU | 44 | 3388 | 3411 | 6799 | 94 | 67 | 161 |
| 38 | VEERAVASARAM | 60 | 3150 | 3096 | 6246 | 105 | 64 | 169 |
| 39 | PENUMANTRA | 44 | 2083 | 2129 | 4212 | 82 | 44 | 126 |
| 40 | PENUGONDA | 57 | 3046 | 3032 | 6078 | 106 | 37 | 143 |
| 41 | ACHANTA | 63 | 3060 | 3012 | 6072 | 136 | 34 | 170 |
| 42 | PODURU | 63 | 3423 | 3495 | 6918 | 133 | 63 | 196 |
| 43 | PALACOLE | 76 | 4651 | 4888 | 9539 | 115 | 100 | 215 |
| 44 | YELAMANCHILI | 72 | 3712 | 3705 | 7417 | 140 | 51 | 191 |
| 45 | NARASAPURAM | 101 | 6448 | 6483 | 12931 | 162 | 136 | 298 |
| 46 | MOGALTHUR | 61 | 3568 | 3615 | 7183 | 151 | 40 | 191 |
| TOTAL | | 2436 | 162807 | 166246 | 329053 | 4065 | 3130 | 7195 |

Table - 3.62
MANDAL WISE NO.OF INSTITUTIONS, ALL ENROLMENT &
TEACHERS - 2000 - 2001

DISTRICT: WEST GODAVARI

TYPE: UPPER PRIMARY SCHOOLS

| SL. NO. | NAME OF THE MANDAL | NO.OF SCHOOLS | ENROLMENT | | | TEACHERS | | |
|--------------|--------------------|---------------|--------------|--------------|--------------|-------------|------------|-------------|
| | | | BOYS | GIRLS | TOTAL | MEN | WOMEN | TOTAL |
| 1 | JEELUGUMILLI | 2 | 295 | 360 | 655 | 12 | 4 | 16 |
| 2 | BUTTAYAGUDEM | 4 | 397 | 478 | 875 | 22 | 8 | 30 |
| 3 | POLAVARAM | 11 | 1485 | 1442 | 2927 | 108 | 30 | 138 |
| 4 | THALLAPUDI | 3 | 414 | 394 | 808 | 8 | 6 | 14 |
| 5 | GOPALAPURAM | 2 | 371 | 364 | 735 | 5 | 6 | 11 |
| 6 | KOYYALAGUDEM | 6 | 983 | 882 | 1865 | 23 | 16 | 39 |
| 7 | JANGAREDDIGUDEM | 3 | 416 | 377 | 793 | 7 | 6 | 13 |
| 8 | T NARASAPURAM | 0 | - | - | - | - | - | - |
| 9 | CHINTALAPUDI | 8 | 1209 | 922 | 2131 | 20 | 27 | 47 |
| 10 | LINGPALEM | 6 | 866 | 864 | 1730 | 19 | 10 | 29 |
| 11 | KAMAVARAPUKOTA | 3 | 701 | 624 | 1325 | 11 | 7 | 18 |
| 12 | DWARAKA TIRUMALA | 5 | 752 | 722 | 1474 | 12 | 11 | 23 |
| 13 | NALLAJERLA | 3 | 397 | 437 | 834 | 13 | 4 | 17 |
| 14 | DEVARAPALLE | 3 | 673 | 790 | 1463 | 16 | 6 | 22 |
| 15 | CHAGALLU | 3 | 619 | 606 | 1225 | 10 | 7 | 17 |
| 16 | KOVVUR | 7 | 991 | 1041 | 2032 | 22 | 22 | 44 |
| 17 | NIDADAVOLE | 10 | 1719 | 1839 | 3558 | 33 | 30 | 63 |
| 18 | TADEPALLIGUDEM | 12 | 2093 | 2009 | 4102 | 42 | 51 | 93 |
| 19 | UNGUTURU | 4 | 753 | 723 | 1476 | 14 | 15 | 29 |
| 20 | BHIMADOLE | 4 | 592 | 587 | 1179 | 12 | 11 | 23 |
| 21 | PADAVEGI | 7 | 774 | 767 | 1541 | 14 | 24 | 38 |
| 22 | PEDAPADU | 4 | 644 | 615 | 1259 | 5 | 18 | 23 |
| 23 | ELURU | 23 | 4275 | 4038 | 8313 | 78 | 121 | 199 |
| 24 | DENDULURU | 5 | 673 | 693 | 1366 | 9 | 17 | 26 |
| 25 | NIDAMARRU | 2 | 394 | 415 | 809 | 11 | 2 | 13 |
| 26 | GANAPAVARAM | 6 | 770 | 702 | 1472 | 33 | 9 | 42 |
| 27 | PENTAPADU | 10 | 1590 | 1594 | 3184 | 45 | 26 | 71 |
| 28 | TANUKU | 7 | 1222 | 1280 | 2502 | 40 | 25 | 65 |
| 29 | UNDRAJAVARAM | 6 | 1060 | 1108 | 2168 | 22 | 18 | 40 |
| 30 | PERAVALI | 6 | 942 | 950 | 1892 | 25 | 17 | 42 |
| 31 | IRAGAVARAM | 3 | 457 | 526 | 983 | 18 | 1 | 19 |
| 32 | ATTILI | 6 | 1111 | 1021 | 2132 | 36 | 21 | 57 |
| 33 | UNDI | 7 | 1225 | 1116 | 2341 | 31 | 19 | 50 |
| 34 | AKIVEEDU | 2 | 286 | 302 | 588 | 8 | 11 | 19 |
| 35 | KALLA | 3 | 487 | 471 | 958 | 12 | 6 | 18 |
| 36 | BHEEMAVARAM | 15 | 1818 | 1801 | 3619 | 49 | 45 | 94 |
| 37 | PALAKODERU | 0 | - | - | - | - | - | - |
| 38 | VEERAVASARAM | 2 | 238 | 270 | 508 | 8 | 4 | 12 |
| 39 | PENUMANTRA | 8 | 1351 | 1015 | 2366 | 46 | 24 | 70 |
| 40 | PENUGONDA | 7 | 1065 | 1109 | 2174 | 34 | 12 | 46 |
| 41 | ACHANTA | 5 | 879 | 833 | 1712 | 29 | 9 | 38 |
| 42 | PODURU | 3 | 331 | 353 | 684 | 19 | - | 19 |
| 43 | PALACOLE | 11 | 1555 | 1463 | 3018 | 51 | 27 | 78 |
| 44 | YELAMANCHILI | 7 | 922 | 980 | 1902 | 20 | 6 | 26 |
| 45 | NARASAPURAM | 16 | 1901 | 1694 | 3595 | 48 | 56 | 104 |
| 46 | MOGALTHUR | 7 | 984 | 962 | 1946 | 26 | 8 | 34 |
| TOTAL | | 277 | 42680 | 41539 | 84219 | 1126 | 803 | 1929 |

Table - 3.63
MANDAL WISE NO.OF INSTITUTIONS, ALL ENROLMENT &
TEACHERS - 2000 - 2001

DISTRICT: WEST GODAVARI

TYPE: HIGH SCHOOLS

| SL. NO. | NAME OF THE MANDAL | NO.OF SCHOOLS | ENROLMENT | | | TEACHERS | | |
|------------------|--------------------|---------------|--------------|--------------|---------------|-------------|-------------|-------------|
| | | | BOYS | GIRLS | TOTAL | MEN | WOMEN | TOTAL |
| 1 | JEELUGUMILLI | 4 | 1037 | 789 | 1826 | 31 | 6 | 37 |
| 2 | BUTTAYAGUDEM | 9 | 1436 | 1597 | 3033 | 75 | 22 | 97 |
| 3 | POLAVARAM | 4 | 721 | 708 | 1429 | 27 | 18 | 45 |
| 4 | THALLAPUDI | 5 | 1194 | 1044 | 2238 | 43 | 15 | 58 |
| 5 | GOPALAPURAM | 8 | 1392 | 1311 | 2703 | 45 | 11 | 56 |
| 6 | KOYYALAGUDEM | 6 | 1198 | 1278 | 2476 | 38 | 14 | 52 |
| 7 | JANGAREDDIGUDEM | 6 | 1742 | 1660 | 3402 | 49 | 33 | 82 |
| 8 | T NARASAPURAM | 5 | 1150 | 678 | 1828 | 34 | 7 | 41 |
| 9 | CHINTALAPUDI | 8 | 1608 | 1922 | 3530 | 42 | 37 | 79 |
| 10 | LINGPALEM | 4 | 1228 | 800 | 2028 | 30 | 12 | 42 |
| 11 | KAMAVARAPUKOTA | 3 | 871 | 768 | 1639 | 21 | 13 | 34 |
| 12 | DWARAKA TIRUMALA | 5 | 975 | 802 | 1777 | 25 | 5 | 30 |
| 13 | NALLAJERLA | 8 | 1838 | 1858 | 3696 | 50 | 24 | 74 |
| 14 | DEVARAPALLE | 8 | 1650 | 1563 | 3213 | 50 | 23 | 73 |
| 15 | CHAGALLU | 5 | 1152 | 1029 | 2181 | 35 | 15 | 50 |
| 16 | KOVVUR | 11 | 2384 | 2349 | 4733 | 78 | 57 | 135 |
| 17 | NIDADAVOLE | 12 | 2449 | 2466 | 4915 | 73 | 55 | 128 |
| 18 | TADEPALLIGUDEM | 16 | 3413 | 2985 | 6398 | 133 | 71 | 204 |
| 19 | UNGUTURU | 9 | 1975 | 1752 | 3727 | 65 | 27 | 92 |
| 20 | BHIMADOLE | 6 | 1664 | 1971 | 3635 | 32 | 46 | 78 |
| 21 | PADAVEGI | 9 | 1942 | 1321 | 3263 | 48 | 32 | 80 |
| 22 | PEDAPADU | 8 | 1555 | 1841 | 3396 | 52 | 50 | 102 |
| 23 | ELURU | 26 | 6468 | 6942 | 13410 | 178 | 223 | 401 |
| 24 | DENDULURU | 6 | 1402 | 1132 | 2534 | 39 | 26 | 65 |
| 25 | NIDAMARRU | 6 | 1231 | 1289 | 2520 | 51 | 6 | 57 |
| 26 | GANAPAVARAM | 7 | 1621 | 1408 | 3029 | 60 | 24 | 84 |
| 27 | PENTAPADU | 7 | 1604 | 1374 | 2978 | 54 | 28 | 82 |
| 28 | TANUKU | 10 | 3253 | 3341 | 6594 | 112 | 85 | 197 |
| 29 | UNDRAJAVARAM | 4 | 1102 | 934 | 2036 | 40 | 14 | 54 |
| 30 | PERAVALI | 7 | 1407 | 1305 | 2712 | 59 | 15 | 74 |
| 31 | IRAGAVARAM | 6 | 1498 | 1592 | 3090 | 47 | 12 | 59 |
| 32 | ATTILI | 8 | 1511 | 1425 | 2936 | 44 | 33 | 77 |
| 33 | UNDI | 7 | 1352 | 1259 | 2611 | 58 | 15 | 73 |
| 34 | AKIVEEDU | 8 | 1747 | 1705 | 3452 | 59 | 31 | 90 |
| 35 | KALLA | 5 | 1743 | 1592 | 3335 | 41 | 10 | 51 |
| 36 | BHEEMAVARAM | 26 | 5675 | 5027 | 10702 | 186 | 148 | 334 |
| 37 | PALAKODERU | 11 | 2328 | 2001 | 4329 | 82 | 33 | 115 |
| 38 | VEERAVASARAM | 6 | 1899 | 1664 | 3563 | 64 | 10 | 74 |
| 39 | PENUMANTRA | 6 | 1507 | 1438 | 2945 | 55 | 22 | 77 |
| 40 | PENUGONDA | 4 | 1298 | 1270 | 2568 | 40 | 25 | 65 |
| 41 | ACHANTA | 6 | 1724 | 1485 | 3209 | 52 | 9 | 61 |
| 42 | PODURU | 8 | 1860 | 1711 | 3571 | 63 | 12 | 75 |
| 43 | PALACOLE | 14 | 3756 | 3284 | 7040 | 126 | 45 | 171 |
| 44 | YELAMANCHILI | 10 | 2143 | 1909 | 4052 | 77 | 20 | 97 |
| 45 | NARASAPURAM | 14 | 3433 | 3248 | 6681 | 96 | 48 | 144 |
| 46 | MOGALTHUR | 5 | 1536 | 1059 | 2595 | 36 | 11 | 47 |
| T O T A L | | 376 | 87672 | 81886 | 169558 | 2795 | 1498 | 4293 |

Table - 3.64
MANDAL WISE NO.OF INSTITUTIONS, ALL ENROLMENT &
TEACHERS - 2000 - 2001

DISTRICT: WEST GODAVARI

TYPE: Hr.SECONDARY SCHOOLS

| SL. NO. | NAME OF THE MANDAL | NO.OF SCHOOLS | ENROLMENT | | | TEACHERS | | |
|--------------|--------------------|---------------|-------------|-------------|-------------|------------|-----------|------------|
| | | | BOYS | GIRLS | TOTAL | MEN | WOMEN | TOTAL |
| 1 | PADAVEGI | 1 | 241 | 128 | 369 | 29 | 14 | 43 |
| 2 | BHEEMAVARAM | 1 | 478 | 76 | 554 | 22 | 9 | 31 |
| 3 | NARASAPURAM | 2 | 1518 | 979 | 2497 | 54 | 52 | 106 |
| TOTAL | | 4 | 2237 | 1183 | 3420 | 105 | 75 | 180 |

Table - 3.65
MANDAL WISE NO.OF INSTITUTIONS, ALL ENROLMENT &
TEACHERS - 2000 - 2001

DISTRICT: WEST GODAVARI

TYPE: PRE - PRIMARY SCHOOLS

| SL. NO. | NAME OF THE MANDAL | NO.OF SCHOOLS | ENROLMENT | | | TEACHERS | | |
|--------------|--------------------|---------------|------------|------------|------------|----------|----------|-----------|
| | | | BOYS | GIRLS | TOTAL | MEN | WOMEN | TOTAL |
| 1 | THALLAPUDI | 1 | 21 | 20 | 41 | - | 1 | 1 |
| 2 | KOYYALAGUDEM | 1 | 17 | 10 | 27 | - | 1 | 1 |
| 3 | TADEPALLIGUDEM | 1 | 8 | 6 | 14 | - | 1 | 1 |
| 4 | PADAVEGI | 1 | 29 | 31 | 60 | - | 1 | 1 |
| 5 | NIDAMARRU | 1 | 34 | 49 | 83 | 1 | - | 1 |
| 6 | PENTAPADU | 3 | 94 | 78 | 172 | 1 | 4 | 5 |
| TOTAL | | 8 | 203 | 194 | 397 | 2 | 8 | 10 |

Table - 3.71

MANDAL WISE B.C. ,S.C. & S.T. ENROLMENT - 2000 - 2001

DISTRICT: WEST GODAVARI

TYPE: PRIMARY SCHOOLS

| SL. NO. | NAME OF THE MANDAL | B.C. | | | S.C. | | | S.T. | | |
|--------------|--------------------|--------------|--------------|---------------|--------------|--------------|--------------|-------------|-------------|--------------|
| | | BOYS | GIRLS | TOTAL | BOYS | GIRLS | TOTAL | BOYS | GIRLS | TOTAL |
| 1 | JEELUGUMILLI | 510 | 520 | 1030 | 405 | 411 | 816 | 639 | 641 | 1280 |
| 2 | BUTTAYAGUDEM | 437 | 466 | 903 | 296 | 332 | 628 | 2225 | 2239 | 4464 |
| 3 | POLAVARAM | 303 | 276 | 579 | 326 | 349 | 675 | 688 | 660 | 1348 |
| 4 | THALLAPUDI | 661 | 735 | 1396 | 946 | 950 | 1896 | 40 | 47 | 87 |
| 5 | GOPALAPURAM | 1003 | 973 | 1976 | 1380 | 1516 | 2896 | 65 | 99 | 164 |
| 6 | KOYYALAGUDEM | 876 | 917 | 1793 | 1140 | 1096 | 2236 | 177 | 232 | 409 |
| 7 | JANGAREDDIGUDEM | 1477 | 1495 | 2972 | 1355 | 1490 | 2845 | 78 | 63 | 141 |
| 8 | T NARASAPURAM | 1058 | 1076 | 2134 | 1269 | 1321 | 2590 | 299 | 304 | 603 |
| 9 | CHINTALAPUDI | 1623 | 1601 | 3224 | 2011 | 2011 | 4022 | 752 | 701 | 1453 |
| 10 | LINGAPALEM | 889 | 860 | 1749 | 1581 | 1569 | 3150 | 27 | 30 | 57 |
| 11 | KAMAVARAPUKOTA | 1009 | 978 | 1987 | 1234 | 1251 | 2485 | 103 | 77 | 180 |
| 12 | DWARAKA TIRUMALA | 1193 | 1216 | 2409 | 1767 | 1695 | 3462 | 52 | 52 | 104 |
| 13 | NALLAJERLA | 1439 | 1519 | 2958 | 1505 | 1528 | 3033 | 42 | 25 | 67 |
| 14 | DEVARAPALLE | 907 | 974 | 1881 | 1710 | 1610 | 3320 | 24 | 29 | 53 |
| 15 | CHAGALLU | 1108 | 1219 | 2327 | 871 | 807 | 1678 | 38 | 25 | 63 |
| 16 | KOVVUR | 1393 | 1408 | 2801 | 1191 | 1266 | 2457 | 60 | 72 | 132 |
| 17 | NIDADAVOLE | 1311 | 1388 | 2699 | 1332 | 1252 | 2584 | 86 | 70 | 156 |
| 18 | TADEPALLIGUDEM | 2262 | 2573 | 4855 | 1647 | 1666 | 3313 | 79 | 87 | 166 |
| 19 | UNGUTURU | 2196 | 2212 | 4408 | 1271 | 1246 | 2517 | 71 | 80 | 151 |
| 20 | BHIMADOLE | 1743 | 1713 | 3456 | 1060 | 1078 | 2138 | 103 | 77 | 180 |
| 21 | PADAVEGI | 1672 | 1699 | 3371 | 1720 | 1595 | 3315 | 28 | 31 | 59 |
| 22 | PEDAPADU | 1558 | 1749 | 3307 | 1158 | 1149 | 2307 | 61 | 61 | 122 |
| 23 | ELURU | 6010 | 6436 | 12446 | 2457 | 2553 | 5010 | 220 | 228 | 448 |
| 24 | DENDULURU | 1647 | 1753 | 3400 | 1347 | 1277 | 2624 | 39 | 58 | 97 |
| 25 | NIDAMARRU | 885 | 885 | 1770 | 411 | 428 | 839 | 8 | 15 | 23 |
| 26 | GANAPAVARAM | 1175 | 1234 | 2409 | 928 | 926 | 1854 | 53 | 42 | 95 |
| 27 | PENTAPADU | 1328 | 1290 | 2618 | 948 | 913 | 1861 | 102 | 100 | 202 |
| 28 | TANUKU | 1834 | 1943 | 3777 | 725 | 730 | 1455 | 77 | 104 | 181 |
| 29 | UNDRAJAVARAM | 943 | 1006 | 1949 | 765 | 756 | 1521 | 11 | 17 | 28 |
| 30 | PERAVALI | 862 | 886 | 1748 | 883 | 887 | 1770 | 26 | 25 | 51 |
| 31 | IRAGAVARAM | 1509 | 1418 | 2927 | 754 | 699 | 1453 | 30 | 31 | 61 |
| 32 | ATTILI | 1191 | 1301 | 2492 | 632 | 675 | 1307 | 62 | 49 | 111 |
| 33 | UNDI | 1743 | 1809 | 3552 | 535 | 538 | 1073 | 67 | 65 | 132 |
| 34 | AKIVEEDU | 2179 | 2125 | 4304 | 392 | 483 | 875 | 21 | 16 | 37 |
| 35 | KALLA | 2221 | 2219 | 4440 | 349 | 368 | 717 | 46 | 50 | 96 |
| 36 | BHEEMAVARAM | 3759 | 3769 | 7528 | 1139 | 1245 | 2384 | 107 | 64 | 171 |
| 37 | PALAKODERU | 2064 | 2086 | 4150 | 687 | 671 | 1358 | 47 | 46 | 93 |
| 38 | VEERAVASARAM | 1583 | 1524 | 3107 | 822 | 782 | 1604 | 49 | 37 | 86 |
| 39 | PENUMANTRA | 908 | 946 | 1854 | 683 | 660 | 1343 | 15 | 21 | 36 |
| 40 | PENUGONDA | 1342 | 1428 | 2770 | 981 | 909 | 1890 | 24 | 24 | 48 |
| 41 | ACHANTA | 1373 | 1285 | 2658 | 1093 | 1169 | 2262 | 31 | 26 | 57 |
| 42 | POURU | 1788 | 1769 | 3557 | 1167 | 1210 | 2377 | 35 | 35 | 70 |
| 43 | PALACOLE | 2172 | 2326 | 4498 | 1598 | 1645 | 3243 | 89 | 86 | 175 |
| 44 | YELAMANCHILI | 1520 | 1475 | 2995 | 1099 | 1125 | 2224 | 36 | 36 | 72 |
| 45 | NARASAPURAM | 3474 | 3462 | 6936 | 1197 | 1245 | 2442 | 85 | 87 | 172 |
| 46 | MOGALTHUR | 1762 | 1807 | 3569 | 594 | 543 | 1137 | 22 | 23 | 45 |
| TOTAL | | 71920 | 73749 | 145669 | 49361 | 49625 | 98986 | 7039 | 6987 | 14026 |

Table - 3.72
MANDAL WISE B.C., S.C. & S.T. ENROLMENT - 2000 - 2001
 DISTRICT: WEST GODAVARI TYPE: UPPER PRIMARY SCHOOLS

| SL. NO. | NAME OF THE MANDAL | B.C. | | | S.C. | | | S.T. | | |
|--------------|--------------------|--------------|--------------|--------------|-------------|-------------|--------------|-------------|-------------|-------------|
| | | BOYS | GIRLS | TOTAL | BOYS | GIRLS | TOTAL | BOYS | GIRLS | TOTAL |
| 1 | JEELUGUMILLI | 47 | 66 | 113 | 84 | 124 | 208 | 115 | 114 | 229 |
| 2 | BUTTAYAGUDEM | 8 | 11 | 19 | 2 | 4 | 6 | 384 | 455 | 839 |
| 3 | POLAVARAM | 542 | 499 | 1041 | 88 | 87 | 175 | 325 | 273 | 598 |
| 4 | THALLAPUDI | 126 | 135 | 261 | 198 | 155 | 353 | 4 | 3 | 7 |
| 5 | GOPALAPURAM | 145 | 104 | 249 | 82 | 92 | 174 | 2 | 3 | 5 |
| 6 | KOYYALAGUDEM | 354 | 331 | 685 | 269 | 213 | 482 | 24 | 14 | 38 |
| 7 | JANGAREDDIGUDEM | 95 | 90 | 185 | 71 | 68 | 139 | 68 | 17 | 85 |
| 9 | CHINTALAPUDI | 353 | 307 | 660 | 503 | 381 | 884 | 110 | 16 | 126 |
| 10 | LINGPALEM | 416 | 445 | 861 | 241 | 199 | 440 | 9 | 5 | 14 |
| 11 | KAMAVARAPUKOTA | 406 | 377 | 783 | 151 | 125 | 276 | 21 | 17 | 38 |
| 12 | DWARAKA TIRUMALA | 330 | 382 | 712 | 168 | 138 | 306 | 22 | 21 | 43 |
| 13 | NALLAJERLA | 238 | 254 | 492 | 65 | 68 | 133 | 2 | 1 | 3 |
| 14 | DEVARAPALLE | 290 | 312 | 602 | 97 | 110 | 207 | 4 | 3 | 7 |
| 15 | CHAGALLU | 284 | 277 | 561 | 149 | 120 | 269 | 7 | 8 | 15 |
| 16 | KOVVUR | 301 | 329 | 630 | 360 | 333 | 693 | 9 | 4 | 13 |
| 17 | NIDADAVOLE | 643 | 641 | 1284 | 500 | 596 | 1096 | 17 | 34 | 51 |
| 18 | TADEPALLIGUDEM | 784 | 777 | 1561 | 368 | 367 | 735 | 17 | 11 | 28 |
| 19 | UNGUTURU | 337 | 355 | 692 | 184 | 191 | 375 | 15 | 11 | 26 |
| 20 | BHIMADOLE | 291 | 282 | 573 | 166 | 141 | 307 | 1 | - | 1 |
| 21 | PADAVEGI | 387 | 369 | 756 | 187 | 176 | 363 | 16 | 17 | 33 |
| 22 | PEDAPADU | 475 | 465 | 940 | 98 | 94 | 192 | 10 | 7 | 17 |
| 23 | ELURU | 2884 | 2675 | 5559 | 726 | 722 | 1448 | 60 | 49 | 109 |
| 24 | DENDULURU | 387 | 386 | 773 | 91 | 105 | 196 | 10 | 8 | 18 |
| 25 | NIDAMARRU | 145 | 159 | 304 | 44 | 54 | 98 | 1 | 1 | 2 |
| 26 | GANAPAVARAM | 377 | 341 | 718 | 98 | 78 | 176 | 16 | 12 | 28 |
| 27 | PENTAPADU | 751 | 710 | 1461 | 229 | 227 | 456 | 12 | 9 | 21 |
| 28 | TANUKU | 645 | 687 | 1332 | 147 | 151 | 298 | 13 | 8 | 21 |
| 29 | UNDRAJAVARAM | 600 | 612 | 1212 | 134 | 132 | 266 | 10 | 9 | 19 |
| 30 | PERAVALI | 326 | 350 | 676 | 61 | 47 | 108 | 15 | 8 | 23 |
| 31 | IRAGAVARAM | 140 | 174 | 314 | 83 | 74 | 157 | 7 | 1 | 8 |
| 32 | ATTILI | 573 | 525 | 1098 | 190 | 124 | 314 | 14 | 10 | 24 |
| 33 | UNDI | 709 | 708 | 1417 | 93 | 72 | 165 | 6 | 17 | 23 |
| 34 | AKIVEEDU | 193 | 211 | 404 | 28 | 25 | 53 | - | 3 | 3 |
| 35 | KALLA | 309 | 309 | 618 | 34 | 22 | 56 | 4 | 6 | 10 |
| 36 | BHEEMAVARAM | 1237 | 1266 | 2503 | 138 | 134 | 272 | 16 | 8 | 24 |
| 38 | VEERAVASARAM | 55 | 52 | 107 | 69 | 87 | 156 | 2 | 1 | 3 |
| 39 | PENUMANTRA | 581 | 408 | 989 | 360 | 241 | 601 | 9 | 5 | 14 |
| 40 | PENUGONDA | 589 | 587 | 1176 | 161 | 149 | 310 | 4 | 26 | 30 |
| 41 | ACHANTA | 475 | 346 | 821 | 120 | 144 | 264 | 5 | 1 | 6 |
| 42 | PODURU | 186 | 208 | 394 | 23 | 31 | 54 | - | 1 | 1 |
| 43 | PALACOLE | 864 | 826 | 1690 | 227 | 182 | 409 | 14 | 10 | 24 |
| 44 | YELAMANCHILI | 339 | 377 | 716 | 171 | 180 | 351 | 3 | 5 | 8 |
| 45 | NARASAPURAM | 625 | 649 | 1274 | 347 | 270 | 617 | 26 | 17 | 43 |
| 46 | MOGALTHUR | 434 | 391 | 825 | 133 | 157 | 290 | 3 | 1 | 4 |
| TOTAL | | 20276 | 19765 | 40041 | 7738 | 7190 | 14928 | 1432 | 1250 | 2682 |

Table - 3.73

MANDAL WISE B.C., S.C. & S.T. ENROLMENT - 2000 - 2001
 DISTRICT: WEST GODAVARI
 TYPE: HIGH SCHOOLS

| SL. NO. | NAME OF THE MANDAL | B.C. | | | S.C. | | | S.T. | | |
|--------------|--------------------|--------------|--------------|--------------|--------------|--------------|--------------|-------------|-------------|-------------|
| | | BOYS | GIRLS | TOTAL | BOYS | GIRLS | TOTAL | BOYS | GIRLS | TOTAL |
| 1 | JEELUGUMILLI | 269 | 202 | 471 | 400 | 209 | 609 | 153 | 122 | 275 |
| 2 | BUTTAYAGUDEM | 177 | 189 | 366 | 197 | 206 | 403 | 874 | 1040 | 1914 |
| 3 | POLAVARAM | 185 | 195 | 380 | 76 | 86 | 162 | 231 | 213 | 444 |
| 4 | THALLAPUDI | 299 | 231 | 530 | 456 | 313 | 769 | 5 | 5 | 10 |
| 5 | GOPALAPURAM | 451 | 445 | 896 | 382 | 359 | 741 | 18 | 14 | 32 |
| 6 | KOYYALAGUDEM | 408 | 370 | 778 | 284 | 295 | 579 | 32 | 58 | 90 |
| 7 | JANGAREDDIGUDEM | 708 | 577 | 1285 | 461 | 536 | 997 | 35 | 23 | 58 |
| 8 | T NARASAPURAM | 397 | 211 | 608 | 335 | 160 | 495 | 31 | 4 | 35 |
| 9 | CHINTALAPUDI | 472 | 546 | 1018 | 680 | 779 | 1459 | 116 | 75 | 191 |
| 10 | LINGPALEM | 365 | 200 | 565 | 561 | 296 | 857 | 18 | 3 | 21 |
| 11 | KAMAVARAPUKOTA | 352 | 234 | 586 | 289 | 215 | 504 | 12 | 6 | 18 |
| 12 | DWARAKA TIRUMALA | 380 | 274 | 654 | 302 | 222 | 524 | 9 | 8 | 17 |
| 13 | NALLAJERLA | 688 | 647 | 1335 | 514 | 482 | 996 | 6 | 2 | 8 |
| 14 | DEVARAPALLE | 431 | 395 | 826 | 582 | 560 | 1142 | 12 | 8 | 20 |
| 15 | CHAGALLU | 423 | 328 | 751 | 329 | 296 | 625 | 4 | 2 | 6 |
| 16 | KOVVUR | 690 | 699 | 1389 | 647 | 618 | 1265 | 22 | 15 | 37 |
| 17 | NIDADAVOLE | 832 | 740 | 1572 | 654 | 605 | 1259 | 12 | 13 | 25 |
| 18 | TADEPALLIGUDEM | 1063 | 1075 | 2138 | 806 | 462 | 1268 | 51 | 14 | 65 |
| 19 | UNGUTURU | 1003 | 866 | 1869 | 525 | 392 | 917 | 28 | 5 | 33 |
| 20 | BHIMADOLE | 765 | 691 | 1456 | 359 | 669 | 1028 | 15 | 15 | 30 |
| 21 | PADAVEGI | 705 | 552 | 1257 | 663 | 216 | 879 | 8 | 2 | 10 |
| 22 | PEDAPADU | 911 | 878 | 1789 | 313 | 447 | 760 | 18 | 13 | 31 |
| 23 | ELURU | 3618 | 3688 | 7306 | 1282 | 1344 | 2626 | 42 | 64 | 106 |
| 24 | DENDULURU | 714 | 556 | 1270 | 426 | 241 | 667 | 4 | 5 | 9 |
| 25 | NIDAMARRU | 594 | 556 | 1150 | 161 | 142 | 303 | 9 | 4 | 13 |
| 26 | GANAPAVARAM | 693 | 559 | 1252 | 345 | 215 | 560 | 16 | 3 | 19 |
| 27 | PENTAPADU | 641 | 501 | 1142 | 294 | 220 | 514 | 11 | 2 | 13 |
| 28 | TANUKU | 1242 | 1153 | 2395 | 366 | 493 | 859 | 7 | 12 | 19 |
| 29 | UNDRAJAVARAM | 473 | 371 | 844 | 343 | 172 | 515 | 8 | 2 | 10 |
| 30 | PERAVALI | 496 | 391 | 887 | 369 | 276 | 645 | 1 | 2 | 3 |
| 31 | IRAGAVARAM | 586 | 617 | 1203 | 250 | 260 | 510 | 5 | 9 | 14 |
| 32 | ATTILI | 615 | 510 | 1125 | 221 | 184 | 405 | 2 | 7 | 9 |
| 33 | UNDI | 757 | 700 | 1457 | 207 | 155 | 362 | 17 | 4 | 21 |
| 34 | AKIVEEDU | 992 | 902 | 1894 | 168 | 119 | 287 | 10 | 3 | 13 |
| 35 | KALLA | 984 | 759 | 1743 | 124 | 105 | 229 | 5 | 3 | 8 |
| 36 | BHEEMAVARAM | 2377 | 2481 | 4858 | 505 | 569 | 1074 | 23 | 37 | 60 |
| 37 | PALAKODERU | 1387 | 1117 | 2504 | 377 | 318 | 695 | 16 | 8 | 24 |
| 38 | VEERAVASARAM | 934 | 794 | 1728 | 424 | 362 | 786 | 6 | 10 | 16 |
| 39 | PENUMANTRA | 698 | 543 | 1241 | 264 | 315 | 579 | 8 | 7 | 15 |
| 40 | PENUGONDA | 526 | 509 | 1035 | 322 | 274 | 596 | 9 | 5 | 14 |
| 41 | ACHANTA | 800 | 702 | 1502 | 498 | 344 | 842 | 9 | 6 | 15 |
| 42 | PODURU | 955 | 814 | 1769 | 429 | 386 | 815 | 6 | 3 | 9 |
| 43 | PALACOLE | 1684 | 1518 | 3202 | 982 | 766 | 1748 | 21 | 8 | 29 |
| 44 | YELAMANCHILI | 802 | 709 | 1511 | 551 | 457 | 1008 | 2 | 1 | 3 |
| 45 | NARASAPURAM | 1631 | 1420 | 3051 | 769 | 854 | 1623 | 26 | 14 | 40 |
| 46 | MOGALTHUR | 668 | 449 | 1117 | 229 | 176 | 405 | - | 4 | 4 |
| TOTAL | | 36841 | 32864 | 69705 | 19721 | 17170 | 36891 | 1973 | 1883 | 3856 |

Table - 3.74
MANDAL WISE B.C. ,S.C. & S.T. ENROLMENT - 2000 - 2001
 DISTRICT: WEST GODAVARI TYPE: Hr.SECONDARY SCHOOLS

| SL. NO. | NAME OF THE MANDAL | B.C. | | | S.C. | | | S.T. | | |
|--------------|--------------------|------------|-----------|------------|------------|-----------|------------|-----------|-----------|------------|
| | | BOYS | GIRLS | TOTAL | BOYS | GIRLS | TOTAL | BOYS | GIRLS | TOTAL |
| 1 | PADAVEGI | 59 | 31 | 90 | 80 | 18 | 98 | 17 | 9 | 26 |
| 2 | BHEEMAVARAM | - | - | - | - | - | - | - | - | - |
| 3 | NARASAPURAM | 125 | 65 | 190 | 89 | 50 | 139 | 36 | 42 | 78 |
| TOTAL | | 184 | 96 | 280 | 169 | 68 | 237 | 53 | 51 | 104 |

Table - 3.75
MANDAL WISE B.C. ,S.C. & S.T. ENROLMENT - 2000 - 2001
 DISTRICT: WEST GODAVARI TYPE: PRE-PRIMARY SCHOOLS

| SL. NO. | NAME OF THE MANDAL | B.C. | | | S.C. | | | S.T. | | |
|--------------|--------------------|------------|------------|------------|-----------|-----------|-----------|----------|----------|----------|
| | | BOYS | GIRLS | TOTAL | BOYS | GIRLS | TOTAL | BOYS | GIRLS | TOTAL |
| 4 | THALLAPUDI | 5 | 6 | 11 | - | - | - | - | - | - |
| 6 | KOYYALAGUDEM | 10 | 7 | 17 | - | 2 | 2 | - | - | - |
| 18 | TADEPALLIGUDEM | 4 | 3 | 7 | - | - | - | 1 | - | 1 |
| 21 | PADAVEGI | 20 | 22 | 42 | 1 | 1 | 2 | - | 2 | 2 |
| 25 | NIDAMARRU | 21 | 34 | 55 | 8 | 5 | 13 | - | - | - |
| 27 | PENTAPADU | 43 | 40 | 83 | 18 | 5 | 23 | - | - | - |
| TOTAL | | 103 | 112 | 215 | 27 | 13 | 40 | 1 | 2 | 3 |

Table - 3.81

MANDAL WISE B.C. ,S.C. & S.T. TEACHERS - 2000 - 2001

DISTRICT: WEST GODAVARI

TYPE: PRIMARY SCHOOLS

| SL. NO. | NAME OF THE MANDAL | B.C. | | | S.C. | | | S.T. | | |
|--------------|--------------------|-------------|-------------|-------------|------------|------------|-------------|------------|-----------|------------|
| | | MEN | WOMEN | TOTAL | MEN | WOMEN | TOTAL | MEN | WOMEN | TOTAL |
| 1 | JEELUGUMILLI | 18 | 12 | 30 | 20 | 8 | 28 | 25 | 10 | 35 |
| 2 | BUTTAYAGUDEM | 36 | 19 | 55 | 36 | 8 | 44 | 61 | 26 | 87 |
| 3 | POLAVARAM | 12 | 6 | 18 | 16 | 5 | 21 | 24 | 11 | 35 |
| 4 | THALLAPUDI | 16 | 15 | 31 | 21 | 13 | 34 | - | - | - |
| 5 | GOPALAPURAM | 24 | 19 | 43 | 35 | 15 | 50 | 5 | - | 5 |
| 6 | KOYYALAGUDEM | 22 | 8 | 30 | 15 | 12 | 27 | 6 | 1 | 7 |
| 7 | JANGAREDDIGUDEM | 37 | 17 | 54 | 31 | 11 | 42 | 6 | - | 6 |
| 8 | T NARASAPURAM | 39 | 7 | 46 | 34 | 18 | 52 | 9 | 1 | 10 |
| 9 | CHINTALAPUDI | 37 | 41 | 78 | 32 | 34 | 66 | 4 | - | 4 |
| 10 | LINGPALEM | 26 | 18 | 44 | 18 | 25 | 43 | - | - | - |
| 11 | KAMAVARAPUKOTA | 22 | 24 | 46 | 16 | 16 | 32 | 2 | - | 2 |
| 12 | DWARAKA TIRUMALA | 32 | 29 | 61 | 22 | 16 | 38 | - | - | - |
| 13 | NALLAJERLA | 26 | 25 | 51 | 20 | 19 | 39 | 2 | - | 2 |
| 14 | DEVARAPALLE | 19 | 8 | 27 | 20 | 21 | 41 | 1 | - | 1 |
| 15 | CHAGALLU | 27 | 11 | 38 | 10 | 11 | 21 | - | - | - |
| 16 | KOVVUR | 16 | 30 | 46 | 18 | 19 | 37 | - | - | - |
| 17 | NIDADAVOLE | 19 | 20 | 39 | 16 | 18 | 34 | - | - | - |
| 18 | TADEPALLIGUDEM | 31 | 46 | 77 | 11 | 20 | 31 | - | - | - |
| 19 | UNGUTURU | 29 | 40 | 69 | 15 | 17 | 32 | - | - | - |
| 20 | BHIMADOLE | 29 | 31 | 60 | 11 | 10 | 21 | - | - | - |
| 21 | PADAVEGI | 26 | 41 | 67 | 14 | 16 | 30 | - | - | - |
| 22 | PEDAPADU | 30 | 46 | 76 | 9 | 13 | 22 | - | - | - |
| 23 | ELURU | 42 | 140 | 182 | 16 | 48 | 64 | - | 1 | 1 |
| 24 | DENDULURU | 33 | 39 | 72 | 5 | 14 | 19 | - | - | - |
| 25 | NIDAMARRU | 41 | 3 | 44 | 5 | 5 | 10 | - | - | - |
| 26 | GANAPAVARAM | 31 | 18 | 49 | 21 | 9 | 30 | 1 | - | 1 |
| 27 | PENTAPADU | 29 | 28 | 57 | 13 | 11 | 24 | - | - | - |
| 28 | TANUKU | 22 | 25 | 47 | 5 | 8 | 13 | - | - | - |
| 29 | UNDRAJAVARAM | 15 | 9 | 24 | 8 | 5 | 13 | - | - | - |
| 30 | PERAVALI | 24 | 15 | 39 | 18 | 5 | 23 | - | - | - |
| 31 | IRAGAVARAM | 32 | 17 | 49 | 13 | 9 | 22 | - | - | - |
| 32 | ATTILI | 35 | 6 | 41 | 18 | 11 | 29 | - | - | - |
| 33 | UNDI | 33 | 24 | 57 | 8 | 7 | 15 | 1 | - | 1 |
| 34 | AKIVEEDU | 42 | 39 | 81 | 9 | 5 | 14 | - | - | - |
| 35 | KALLA | 39 | 31 | 70 | 7 | 10 | 17 | - | - | - |
| 36 | BHEEMAVARAM | 37 | 78 | 115 | 16 | 35 | 51 | 21 | 13 | 34 |
| 37 | PALAKODERU | 38 | 31 | 69 | 14 | 13 | 27 | - | - | - |
| 38 | VEERAVASARAM | 52 | 30 | 82 | 15 | 8 | 23 | - | - | - |
| 39 | PENUMANTRA | 35 | 14 | 49 | 13 | 6 | 19 | - | - | - |
| 40 | PENUGONDA | 36 | 13 | 49 | 28 | 7 | 35 | 1 | - | 1 |
| 41 | ACHANTA | 52 | 17 | 69 | 25 | 7 | 32 | 1 | - | 1 |
| 42 | PODURU | 49 | 23 | 72 | 20 | 15 | 35 | - | - | - |
| 43 | PALACOLE | 47 | 52 | 99 | 24 | 24 | 48 | - | 1 | 1 |
| 44 | YELAMANCHILI | 43 | 15 | 58 | 29 | 15 | 44 | - | - | - |
| 45 | NARASAPURAM | 70 | 65 | 135 | 26 | 23 | 49 | 2 | 5 | 7 |
| 46 | MOGALTHUR | 71 | 20 | 91 | 20 | 9 | 29 | - | - | - |
| TOTAL | | 1331 | 1265 | 2786 | 816 | 654 | 1470 | 172 | 69 | 241 |

Table - 3.82

MANDAL WISE B.C., S.C. & S.T. TEACHERS - 2000 - 2001

DISTRICT: WEST GODAVARI

TYPE: UPPER PRIMARY SCHOOLS

| SL. NO. | NAME OF THE MANDAL | B.C. | | | S.C. | | | S.T. | | |
|--------------|--------------------|------------|------------|------------|------------|------------|------------|-----------|-----------|-----------|
| | | MEN | WOMEN | TOTAL | MEN | WOMEN | TOTAL | MEN | WOMEN | TOTAL |
| 1 | JEELUGUMILLI | 1 | - | 1 | 1 | 1 | 2 | 7 | 1 | 8 |
| 2 | BUTTAYAGUDEM | 3 | 1 | 4 | 2 | - | 2 | 15 | 7 | 22 |
| 3 | POLAVARAM | 16 | 14 | 30 | 6 | 1 | 7 | 10 | 4 | 14 |
| 4 | THALLAPUDI | 1 | 2 | 3 | 2 | 2 | 4 | - | - | - |
| 5 | GOPALAPURAM | 1 | 3 | 4 | 3 | - | 3 | - | - | - |
| 6 | KOYYALAGUDEM | 10 | 8 | 18 | 2 | - | 2 | - | 2 | 2 |
| 7 | JANGAREDDIGUDEM | 2 | 1 | 3 | 4 | 3 | 7 | - | - | - |
| 9 | CHINTALAPUDI | 9 | 7 | 16 | 4 | 9 | 13 | - | - | - |
| 10 | LINGAPALEM | 9 | 2 | 11 | 5 | 2 | 7 | - | - | - |
| 11 | KAMAVARAPUKOTA | 3 | 5 | 8 | 4 | - | 4 | - | - | - |
| 12 | DWARAKA TIRUMALA | 4 | 4 | 8 | 3 | 3 | 6 | - | - | - |
| 13 | NALLAJERLA | 5 | 2 | 7 | 3 | - | 3 | 1 | - | 1 |
| 14 | DEVARAPALLE | 2 | 2 | 4 | 5 | 3 | 8 | 1 | - | 1 |
| 15 | CHAGALLU | 2 | 1 | 3 | 1 | 2 | 3 | - | - | - |
| 16 | KOVVUR | 5 | 6 | 11 | 5 | 3 | 8 | - | 1 | 1 |
| 17 | NIDADAVOLE | 10 | 7 | 17 | 4 | 4 | 8 | - | 1 | 1 |
| 18 | TADEPALLIGUDEM | 16 | 11 | 27 | 3 | 4 | 7 | - | - | - |
| 19 | UNGUTURU | 3 | 8 | 11 | 2 | 3 | 5 | - | - | - |
| 20 | BHIMADOLE | 4 | 4 | 8 | 2 | 2 | 4 | - | 1 | 1 |
| 21 | PADAVEGI | 8 | 7 | 15 | 2 | 4 | 6 | - | - | - |
| 22 | PEDAPADU | 4 | 7 | 11 | - | 2 | 2 | - | - | - |
| 23 | ELURU | 33 | 48 | 81 | 10 | 15 | 25 | - | - | - |
| 24 | DENDULURU | 2 | 5 | 7 | - | 3 | 3 | - | - | - |
| 25 | NIDAMARRU | 7 | 1 | 8 | - | - | - | - | - | - |
| 26 | GANAPAVARAM | 11 | 1 | 12 | 6 | 2 | 8 | - | - | - |
| 27 | PENTAPADU | 16 | 10 | 26 | 2 | 6 | 8 | - | - | - |
| 28 | TANUKU | 5 | 6 | 11 | 2 | 1 | 3 | - | - | - |
| 29 | UNDRAJAVARAM | 3 | 4 | 7 | 2 | 3 | 5 | - | - | - |
| 30 | PERAVALI | 10 | 6 | 16 | 4 | 4 | 8 | 1 | - | 1 |
| 31 | IRAGAVARAM | 8 | 1 | 9 | 1 | - | 1 | - | - | - |
| 32 | ATTILI | 13 | 9 | 22 | 5 | 2 | 7 | - | - | - |
| 33 | UNDI | 12 | 3 | 15 | - | 1 | 1 | - | - | - |
| 34 | AKIVEEDU | 2 | 3 | 5 | - | 2 | 2 | - | - | - |
| 35 | KALLA | 6 | 2 | 8 | - | 1 | 1 | - | - | - |
| 36 | BHEEMAVARAM | 20 | 21 | 41 | 9 | 5 | 14 | - | - | - |
| 38 | VEERAVASARAM | 4 | - | 4 | 1 | 2 | 3 | - | - | - |
| 39 | PENUMANTRA | 10 | 7 | 17 | 5 | 2 | 7 | - | - | - |
| 40 | PENUGONDA | 5 | 1 | 6 | 2 | 2 | 4 | - | - | - |
| 41 | ACHANTA | 10 | 2 | 12 | 4 | 1 | 5 | - | - | - |
| 42 | PODURU | 12 | - | 12 | 2 | - | 2 | - | - | - |
| 43 | PALACOLE | 24 | 7 | 31 | 2 | 4 | 6 | - | - | - |
| 44 | YELAMANCHILI | 9 | 5 | 14 | 3 | - | 3 | - | - | - |
| 45 | NARASAPURAM | 22 | 22 | 44 | 8 | 6 | 14 | - | - | - |
| 46 | MOGALTHUR | 15 | 1 | 16 | 4 | 2 | 6 | - | - | - |
| TOTAL | | 377 | 267 | 644 | 135 | 112 | 247 | 35 | 17 | 52 |

Table - 3.83

MANDAL WISE B.C., S.C. & S.T. TEACHERS - 2000 - 2001

DISTRICT: WEST GODAVARI

TYPE: HIGH SCHOOLS

| SL. NO. | NAME OF THE MANDAL | B.C. | | | S.C. | | | S.T. | | |
|--------------|--------------------|------------|------------|-------------|------------|------------|------------|-----------|-----------|-----------|
| | | MEN | WOMEN | TOTAL | MEN | WOMEN | TOTAL | MEN | WOMEN | TOTAL |
| 1 | JEELUGUMILLI | 12 | - | 12 | 8 | 2 | 10 | 1 | - | 1 |
| 2 | BUTTAYAGUDEM | 23 | 6 | 29 | 9 | 3 | 12 | 8 | 4 | 12 |
| 3 | POLAVARAM | 4 | 2 | 6 | 3 | 1 | 4 | 4 | 3 | 7 |
| 4 | THALLAPUDI | 11 | 4 | 15 | 6 | 2 | 8 | 2 | - | 2 |
| 5 | GOPALAPURAM | 12 | 5 | 17 | 8 | 2 | 10 | 1 | - | 1 |
| 6 | KOYYALAGUDEM | 13 | 5 | 18 | 7 | 3 | 10 | - | - | - |
| 7 | JANGAREDDIGUDEM | 17 | 11 | 28 | 5 | 5 | 10 | 1 | - | 1 |
| 8 | T NARASAPURAM | 10 | 1 | 11 | 5 | 1 | 6 | - | - | - |
| 9 | CHINTALAPUDI | 9 | 8 | 17 | 5 | 12 | 17 | 1 | - | 1 |
| 10 | LINGAPALEM | 14 | 6 | 20 | 3 | 2 | 5 | - | - | - |
| 11 | KAMAVARAPUKOTA | 7 | 6 | 13 | 2 | 1 | 3 | - | - | - |
| 12 | DWARAKA TIRUMALA | 12 | 3 | 15 | 4 | 1 | 5 | - | - | - |
| 13 | NALLAJERLA | 13 | 2 | 15 | 4 | 4 | 8 | - | - | - |
| 14 | DEVARAPALLE | 12 | 6 | 18 | 7 | 1 | 8 | - | - | - |
| 15 | CHAGALLU | 10 | 5 | 15 | 4 | - | 4 | - | - | - |
| 16 | KOVVUR | 21 | 12 | 33 | 3 | 8 | 11 | - | - | - |
| 17 | NIDADAVOLE | 23 | 15 | 38 | 7 | 7 | 14 | - | - | - |
| 18 | TADEPALLIGUDEM | 41 | 17 | 58 | 14 | 10 | 24 | - | - | - |
| 19 | UNGUTURU | 24 | 8 | 32 | 4 | 2 | 6 | - | - | - |
| 20 | BHIMADOLE | 13 | 15 | 28 | - | 6 | 6 | - | - | - |
| 21 | PADAVEGI | 19 | 18 | 37 | 9 | 3 | 12 | 9 | - | 9 |
| 22 | PEDAPADU | 10 | 12 | 22 | 3 | 4 | 7 | - | - | - |
| 23 | ELURU | 70 | 75 | 145 | 12 | 22 | 34 | - | - | - |
| 24 | DENDULURU | 10 | 5 | 15 | 3 | 1 | 4 | 1 | - | 1 |
| 25 | NIDAMARRU | 17 | 3 | 20 | 2 | - | 2 | - | - | - |
| 26 | GANAPAVARAM | 11 | 6 | 17 | 4 | 2 | 6 | - | - | - |
| 27 | PENTAPADU | 17 | 3 | 20 | 2 | 5 | 7 | - | - | - |
| 28 | TANUKU | 18 | 10 | 28 | 5 | 10 | 15 | - | 1 | 1 |
| 29 | UNDRAJAVARAM | 8 | 2 | 10 | 5 | 1 | 6 | - | - | - |
| 30 | PERAVALI | 17 | 1 | 18 | 5 | 2 | 7 | 1 | - | 1 |
| 31 | IRAGAVARAM | 11 | 3 | 14 | 4 | - | 4 | - | - | - |
| 32 | ATTILI | 12 | 19 | 31 | 6 | 2 | 8 | - | - | - |
| 33 | UNDI | 11 | 5 | 16 | - | 2 | 2 | - | - | - |
| 34 | AKIVEEDU | 26 | 15 | 41 | - | 2 | 2 | - | - | - |
| 35 | KALLA | 16 | 5 | 21 | - | 1 | 1 | - | - | - |
| 36 | BHEEMAVARAM | 54 | 50 | 104 | 16 | 12 | 28 | 10 | 16 | 26 |
| 37 | PALAKODERU | 24 | 13 | 37 | 1 | - | 1 | - | 1 | 1 |
| 38 | VEERAVASARAM | 17 | - | 17 | 2 | 2 | 4 | - | - | - |
| 39 | PENUMANTRA | 11 | 4 | 15 | 1 | 2 | 3 | - | - | - |
| 40 | PENUGONDA | 8 | 2 | 10 | 1 | 1 | 2 | - | - | - |
| 41 | ACHANTA | 14 | 4 | 18 | 5 | 1 | 6 | - | - | - |
| 42 | PODURU | 19 | 7 | 26 | 9 | 1 | 10 | - | - | - |
| 43 | PALACOLE | 36 | 20 | 56 | 11 | 6 | 17 | - | - | - |
| 44 | YELAMANCHILI | 20 | 9 | 29 | 7 | 1 | 8 | - | - | - |
| 45 | NARASAPURAM | 34 | 19 | 53 | 9 | 10 | 19 | 1 | - | 1 |
| 46 | MOGALTHUR | 10 | 3 | 13 | 4 | 2 | 6 | - | - | - |
| TOTAL | | 821 | 450 | 1271 | 234 | 168 | 402 | 40 | 25 | 65 |

Table - 3.84**MANDAL WISE B.C. ,S.C. & S.T. TEACHERS - 2000 - 2001**

DISTRICT: WEST GODAVARI

TYPE: Hr.SECONDARY SCHOOLS

| SL. NO. | NAME OF THE MANDAL | B.C. | | | S.C. | | | S.T. | | |
|--------------|--------------------|-----------|-----------|-----------|-----------|----------|-----------|----------|----------|----------|
| | | MEN | WOMEN | TOTAL | MEN | WOMEN | TOTAL | MEN | WOMEN | TOTAL |
| 1 | PADAVEGI | 14 | 12 | 26 | 10 | 2 | 12 | 2 | - | 2 |
| 2 | BHEEMAVARAM | - | - | - | 2 | 2 | 4 | - | - | - |
| 3 | NARASAPURAM | - | - | - | - | - | - | - | - | - |
| TOTAL | | 14 | 12 | 26 | 12 | 4 | 16 | 2 | - | 2 |

Table - 3.85**MANDAL WISE B.C. ,S.C. & S.T. TEACHERS - 2000 - 2001**

DISTRICT: WEST GODAVARI

TYPE: PRE-PRIMARY SCHOOLS

| SL. NO. | NAME OF THE MANDAL | B.C. | | | S.C. | | | S.T. | | |
|--------------|--------------------|----------|----------|----------|----------|----------|----------|----------|----------|----------|
| | | MEN | WOMEN | TOTAL | MEN | WOMEN | TOTAL | MEN | WOMEN | TOTAL |
| 1 | THALLAPUDI | - | 1 | 1 | - | - | - | - | - | - |
| 2 | KOYYALAGUDEM | - | 1 | 1 | - | - | - | - | - | - |
| 3 | TADEPALLIGUDEM | - | - | - | - | 1 | 1 | - | - | - |
| 4 | PADAVEGI | - | 1 | 1 | - | - | - | - | - | - |
| 5 | NIDAMARRU | 1 | - | 1 | - | - | - | - | - | - |
| 6 | PENTAPADU | 1 | 2 | 3 | - | 2 | 2 | - | - | - |
| TOTAL | | 2 | 5 | 7 | - | 3 | 3 | - | - | - |

Special Schools

Table - 4.11
SCHOOLS FOR HEARING IMPAIRED
ENROLMENT

DISTRICT: WEST GODAVARI

2000-2001

| SL NO | NAME OF THE INSTITUTION | ALL | | | B.C. | | | S.C. | | | S.T. | | |
|----------|----------------------------|---------------|-------|-------|------|-------|-------|------|-------|-------|------|-------|---|
| | | Boys Total | Girls | Total | Boys | Girls | Total | Boys | Girls | Total | Boys | Girls | |
| 1 | S.V. SCHOOL FOR DEAF | 62 | 52 | 114 | 18 | 24 | 42 | 1 | 3 | 4 | - | - | - |
| TOTAL | | 62 | 52 | 114 | 18 | 24 | 42 | 1 | 3 | 4 | - | - | - |

Table - 4.12
SCHOOLS FOR HEARING IMPAIRED
TEACHERS

DISTRICT: WEST GODAVARI

2000-2001

| SL NO | NAME OF THE INSTITUTION | ALL | | | B.C. | | | S.C. | | S.T. | | | |
|----------|----------------------------|--------------|----------------|-------|------|-------|-------|------|-------|-------|-----|---|---|
| | | Men Women | Women Total | Total | Men | Women | Total | Men | Women | Total | Men | | |
| 1 | S.V. SCHOOL FOR DEAF | 7 | 4 | 11 | 2 | 1 | 3 | 1 | - | 1 | - | - | - |
| TOTAL | | 7 | 4 | 11 | 2 | 1 | 3 | 1 | - | 1 | - | - | - |

Table - 4.21
SCHOOLS FOR VISUALLY IMPAIRED
ENROLMENT

DISTRICT: WEST GODAVARI

2000-2001

| SL NO | NAME OF THE INSTITUTION | ALL | | | B.C. | | | S.C. | | | S.T. | | |
|--------------|--|---------------|-----------|------------|-----------|-----------|-----------|-----------|-----------|-----------|----------|----------|----------|
| | | Boys Total | Girls | Total | Boys | Girls | Total | Boys | Girls | Total | Boys | Girls | |
| 1 | ANDHRA BLIND MODEL HIGH SCHOOL | 88 | 40 | 128 | 38 | 12 | 50 | 20 | 12 | 32 | - | - | - |
| 2 | MUNICIPAL ELE INTEGRATED SCHOOL FOR THE BLIND | 3 | 3 | 6 | 1 | - | 1 | 1 | 2 | 3 | - | - | - |
| TOTAL | | 91 | 43 | 134 | 39 | 12 | 51 | 21 | 14 | 35 | - | - | - |

Table - 4.22
SCHOOLS FOR VISUALLY IMPAIRED
TEACHERS

DISTRICT: WEST GODAVARI

2000-2001

| SL NO | NAME OF THE INSTITUTION | ALL | | | B.C. | | | S.C. | | S.T. | | | |
|--------------|--|--------------|----------|----------------|----------|----------|----------|----------|----------|----------|----------|----------|----------|
| | | Men Women | Women | Total Total | Men | Women | Total | Men | Women | Total | Men | | |
| 1 | ANDHRA BLIND MODEL HIGH SCHOOL | 9 | 3 | 12 | 3 | 2 | 5 | 2 | 1 | 3 | - | - | - |
| 2 | MUNICIPAL ELE INTEGRATED SCHOOL FOR THE BLIND | 1 | - | 1 | - | - | - | 1 | - | 1 | - | - | - |
| TOTAL | | 10 | 3 | 13 | 3 | 2 | 5 | 3 | 1 | 4 | - | - | - |

Table - 4.31
SCHOOLS FOR ORTHOPAEDICALLY HANDICAPPED
ENROLMENT

DISTRICT: WEST GODAVARI

2000-2001

| SL NO | NAME OF THE INSTITUTION | ALL | | | B.C. | | | S.C. | | | S.T. | | |
|----------|--|---------------|-------|-------|------|-------|-------|------|-------|-------|------|-------|---|
| | | Boys Total | Girls | Total | Boys | Girls | Total | Boys | Girls | Total | Boys | Girls | |
| 1 | ROTARY ORTHOPAED HANDICAPPED PRIMARY SCHOOL | 32 | 21 | 53 | 17 | 17 | 34 | 9 | 3 | 12 | 2 | - | 2 |
| TOTAL | | 32 | 21 | 53 | 17 | 17 | 34 | 9 | 3 | 12 | 2 | - | 2 |

Table - 4.32
SCHOOLS FOR ORTHOPAEDICALLY HANDICAPPED
TEACHERS

DISTRICT: WEST GODAVARI

2000-2001

| SL NO | NAME OF THE INSTITUTION | ALL | | | B.C. | | | S.C. | | S.T. | | | |
|----------|--|--------------|-------|----------------|------|-------|-------|------|-------|-------|-----|---|---|
| | | Men Women | Women | Total Total | Men | Women | Total | Men | Women | Total | Men | | |
| 1 | ROTARY ORTHOPAED HANDICAPPED PRIMARY SCHOOL | 1 | 5 | 6 | - | 1 | 1 | - | 1 | 1 | - | - | - |
| TOTAL | | 1 | 5 | 6 | - | 1 | 1 | - | 1 | 1 | - | - | - |

Table - 4.51
SCHOOLS FOR REFORMATORY SCHOOLS
ENROLMENT

DISTRICT: WEST GODAVARI

2000-2001

| SL NO | NAME OF THE INSTITUTION | ALL | | | B.C. | | | S.C. | | | S.T. | | |
|----------|-----------------------------|---------------|-------|-------|------|-------|-------|------|-------|-------|------|-------|---|
| | | Boys Total | Girls | Total | Boys | Girls | Total | Boys | Girls | Total | Boys | Girls | |
| 1 | GOVT JUVENILE HOME FOR BOYS | 117 | - | 117 | 55 | - | 55 | 17 | - | 17 | 5 | - | 5 |
| TOTAL | | 117 | - | 117 | 55 | - | 55 | 17 | - | 17 | 5 | - | 5 |

Table - 4.52
SCHOOLS FOR REFORMATORY SCHOOLS
TEACHERS

DISTRICT: WEST GODAVARI

2000-2001

| SL NO | NAME OF THE INSTITUTION | ALL | | | B.C. | | | S.C. | | S.T. | | | |
|----------|-----------------------------|--------------|-------|----------------|------|-------|-------|------|-------|-------|-----|---|---|
| | | Men Women | Women | Total Total | Men | Women | Total | Men | Women | Total | Men | | |
| 1 | GOVT JUVENILE HOME FOR BOYS | 5 | - | 5 | 1 | - | 1 | 2 | - | 2 | - | - | - |
| TOTAL | | 5 | - | 5 | 1 | - | 1 | 2 | - | 2 | - | - | - |

**Table - 4.61
ORIENTAL SCHOOLS
ENROLMENT**

DISTRICT: WEST GODAVARI

2000-2001

| SL NO | NAME OF THE INSTITUTION | ALL | | | B.C. | | | S.C. | | | S.T. | | |
|-------|---|------|-------|-------|------|-------|-------|------|-------|-------|------|-------|----|
| | | Boys | Girls | Total | Boys | Girls | Total | Boys | Girls | Total | Boys | Girls | |
| 1 | K V N SANSKRIT ELEMENTARY SCHOOL FOR GIRLS | 8 | 7 | 15 | 52 | 49 | 101 | 3 | 5 | 8 | - | 1 | 1 |
| 2 | S L B S S ELEMENTARY SCHOOL | 65 | 73 | 138 | 33 | 31 | 64 | 8 | 7 | 15 | - | - | - |
| 3 | S M N R O ELEMENTARY SCHOOL | 109 | 85 | 194 | 64 | 61 | 125 | 22 | 12 | 34 | 11 | 7 | 18 |
| 4 | S P G R ORIENTAL SANSKRIT HIGH SCHOOL | 64 | 54 | 118 | 29 | 20 | 49 | 5 | 9 | 14 | - | 1 | 1 |
| 5 | M P ELEMENTARY SCHOOL | 100 | 114 | 214 | 89 | 96 | 185 | 1 | - | 1 | - | - | - |
| 6 | SRI SAI ESWARI ORIENTAL SPL MUNICIPAL U P SCHOOL | 100 | 120 | 220 | 92 | 117 | 209 | 1 | - | 1 | - | - | - |
| 7 | BALA GANGADHAR TILAK ORIENTAL MUNICIPAL HIGH SCHOOL | 198 | 146 | 344 | 173 | 123 | 296 | 17 | 20 | 37 | 5 | - | 5 |
| 8 | Z P ORIENTAL HIGH SCHOOL | 91 | 107 | 198 | 67 | 81 | 148 | 1 | 3 | 4 | - | - | - |
| 9 | ZILLA PARISHAT ORIENTAL HIGH SCHOOL | 82 | 82 | 164 | 42 | 45 | 87 | 19 | 20 | 39 | - | - | - |
| 10 | Z P ORIENTAL HIGH SCHOOL | 139 | 102 | 241 | 63 | 52 | 115 | 29 | 10 | 39 | - | 1 | 1 |
| 11 | Z P O H SCHOOL | 224 | 205 | 439 | 122 | 98 | 220 | 57 | 43 | 100 | - | - | - |
| 12 | ZILLA PARISHAD ORIENTAL HIGH SCHOOL | 200 | 170 | 370 | 158 | 119 | 277 | 4 | 1 | 5 | - | - | - |
| 13 | M A D O M GIRLS HIGH SCHOL | - | 304 | 304 | - | 103 | 103 | - | 30 | 30 | - | 3 | 3 |
| 14 | Z P ORIENTAL HIGH SCHOOL | 151 | 133 | 284 | 127 | 112 | 239 | 12 | 9 | 21 | 3 | - | 3 |
| 15 | S M S SANSKRIT HIGH SCHOOL | 187 | 161 | 348 | 109 | 92 | 201 | 25 | 8 | 33 | 2 | - | 2 |
| 16 | S B S ORIENTAL HIGH SCHOOL | 88 | 37 | 125 | 37 | 17 | 54 | 26 | 3 | 29 | - | - | - |
| 17 | ZILLA PARISHAD ORIENTAL HIGH SCHOOL | 89 | 66 | 155 | 67 | 54 | 121 | 7 | 4 | 11 | - | - | - |

**Table - 4.61
ORIENTAL SCHOOLS
ENROLMENT**

DISTRICT: WEST GODAVARI

2000-2001

| SL NO | NAME OF THE INSTITUTION | ALL | | | B.C. | | | S.C. | | | S.T. | | |
|--------------|---|-------------|-------------|-------------|-------------|-------------|-------------|------------|------------|------------|-----------|-----------|------------|
| | | Boys | Girls | Total | Boys | Girls | Total | Boys | Girls | Total | Boys | Girls | |
| 18 | SRI M NAGABHUSHANAM MEMORIAL ORIENTAL HIGH SCHOOL | 283 | 226 | 509 | 110 | 66 | 176 | 77 | 71 | 148 | 1 | 1 | 2 |
| 19 | VIMALADEVI H S P V S S S HIGH SCHOOL | 50 | 138 | 188 | 24 | 82 | 106 | - | - | - | 4 | 5 | 9 |
| 20 | S P G R O ELEMENTARY SCOOOL | 56 | 32 | 88 | 29 | 19 | 48 | 3 | 1 | 4 | 6 | - | 6 |
| 21 | S V D ORIENTAL HIGH SCHOOL | 172 | 177 | 349 | 64 | 53 | 117 | 11 | 14 | 25 | 1 | 2 | 3 |
| 22 | SRI SIVAGOPAL LUNANI VALMIKI VIJNANA KENDRAM | 38 | 37 | 75 | 4 | 1 | 5 | 1 | - | 1 | 23 | 25 | 48 |
| 23 | A G M L K Z P ORIENTAL HIGH SCHOOL | 201 | 176 | 377 | 120 | 85 | 205 | 41 | 44 | 85 | 1 | - | 1 |
| 24 | DOKKA SITAMMA ORIENTAL MUNICIPAL HIGH SCHOOL | 99 | 51 | 150 | 36 | 15 | 51 | 43 | 20 | 63 | 5 | 2 | 7 |
| 25 | Z P ORIENTAL HIGH SCHOOL | 25 | 38 | 63 | 93 | 72 | 165 | 40 | 30 | 70 | - | 1 | 1 |
| TOTAL | | 2823 | 2841 | 5670 | 1804 | 1663 | 3467 | 453 | 364 | 817 | 62 | 49 | 111 |

Table - 4.62
ORIENTAL SCHOOLS
TEACHERS

DISTRICT: WEST GODAVARI

2000-2001

| SL NO | NAME OF THE INSTITUTION | ALL | | | B.C. | | | S.C. | | S.T. | | | |
|-------|---|--------------|-------|----------------|------|-------|-------|------|-------|-------|-----|---|---|
| | | Men Women | Women | Total Total | Men | Women | Total | Men | Women | Total | Men | | |
| 1 | K V N SANSKRIT ELEMENTARY SCHOOL FOR GIRLS | - | 3 | 3 | - | 2 | 2 | - | 1 | 1 | - | - | - |
| 2 | S L B S S ELEMENTARY SCHOOL | 2 | 1 | 3 | - | - | - | - | - | - | - | - | - |
| 3 | S M N R O ELEMENTARY SCHOOL | 4 | 1 | 5 | 1 | - | 1 | 1 | - | 1 | - | - | - |
| 4 | S P G R ORIENTAL SANSKRIT HIGH SCHOOL | 7 | 2 | 9 | - | - | - | 1 | - | 1 | - | - | - |
| 5 | M P ELEMENTARY SCHOOL | 6 | - | 6 | 3 | - | 3 | - | - | - | - | - | - |
| 6 | SRI SAI ESWARI ORIENTAL SPL MUNICIPAL U P SCHOOL | 4 | 3 | 7 | 1 | 1 | 2 | - | - | - | - | - | - |
| 7 | BALA GANGADHAR TILAK ORIENTAL MUNICIPAL HIGH SCHOOL | 5 | 4 | 9 | 2 | 2 | 4 | - | - | - | - | - | - |
| 8 | Z P ORIENTAL HIGH SCHOOL | 6 | 2 | 8 | 3 | 1 | 4 | - | - | - | - | - | - |
| 9 | ZILLA PARISHAT ORIENTAL HIGH SCHOOL | 8 | - | 8 | - | - | - | - | - | - | - | - | - |
| 10 | Z P ORIENTAL HIGH SCHOOL | 7 | 3 | 10 | 4 | 2 | 6 | - | - | - | - | - | - |
| 11 | Z P O H SCHOOL | 6 | 1 | 7 | 3 | - | 3 | - | - | - | - | - | - |
| 12 | ZILLA PARISHAD ORIENTAL HIGH SCHOOL | 6 | 2 | 8 | 1 | - | 1 | - | 1 | 1 | - | - | - |
| 13 | M A D O M GIRLS HIGH SCHOL | 5 | 3 | 8 | - | 1 | 1 | - | - | - | - | - | - |
| 14 | Z P ORIENTAL HIGH SCHOOL | 5 | 2 | 7 | 2 | 2 | 4 | - | - | - | - | - | - |
| 15 | S M S SANSKRIT HIGH SCHOOL | 8 | 3 | 11 | - | - | - | - | - | - | - | - | - |
| 16 | S B S ORIENTAL HIGH SCHOOL | 2 | 4 | 6 | - | 2 | 2 | - | - | - | - | - | - |

Table - 4.62
ORIENTAL SCHOOLS
TEACHERS

DISTRICT: WEST GODAVARI

2000-2001

| SL NO | NAME OF THE INSTITUTION | ALL | | | B.C. | | | S.C. | | S.T. | | |
|--------------|---|------------|-----------|------------|-----------|-----------|-----------|----------|----------|----------|----------|----------|
| | | Men | Women | Total | Men | Women | Total | Men | Women | Total | Men | |
| 17 | ZILLA PARISHAD ORIENTAL HIGH SCHOOL | 6 | 2 | 8 | 1 | - | 1 | - | - | - | - | - |
| 18 | SRI M NAGABHUSHANAM MEMORIAL ORIENTAL HIGH SCHOOL | 13 | 4 | 17 | 4 | - | 4 | - | - | - | - | - |
| 19 | VIMALADEVI H S P V S S S HIGH SCHOOL | 5 | 11 | 16 | - | 1 | 1 | - | 2 | 2 | - | - |
| 20 | S P G R O ELEMENTARY SCOOOL | 3 | - | 3 | - | - | - | - | - | - | - | - |
| 21 | S V D ORIENTAL HIGH SCHOOL | 8 | 1 | 9 | - | - | - | - | - | - | - | - |
| 22 | SRI SIVAGOPAL LUNANI VALMIKI VIJNANA KENDRAM | 2 | 3 | 5 | - | 1 | 1 | - | - | - | - | - |
| 23 | A G M L K Z P ORIENTAL HIGH SCHOOL | 10 | - | 10 | 1 | - | 1 | - | - | - | - | - |
| 24 | DOKKA SITAMMA ORIENTAL MUNICIPAL HIGH SCHOOL | 4 | 6 | 10 | - | - | - | 1 | - | 1 | - | - |
| 25 | Z P ORIENTAL HIGH SCHOOL | 7 | 1 | 8 | 3 | 1 | 4 | - | - | - | - | - |
| TOTAL | | 139 | 62 | 201 | 29 | 16 | 45 | 3 | 4 | 7 | - | - |

Educational Indicators

Table - 5.11

MANDAL WISE PROJECTED POPULATION 6-10 Yrs, ENROLMENT IN CLASSES I - V & GROSS ENROLMENT RATIO

DISTRICT: WEST GODAVARI

ALL

2000-2001

| SL NO | NAME OF THE MANDAL | AGE GROUP POPLN (6 - 10 Years) | | | ENROLMENT (Classes I - V) | | | G.E.R (I - V) | | |
|--------------|--------------------|-----------------------------------|---------------|---------------|------------------------------|---------------|---------------|------------------|--------------|--------------|
| | | BOYS | GIRLS | TOTAL | BOYS | GIRLS | TOTAL | BOYS | GIRLS | TOTAL |
| 1 | JEELUGUMILLI | 1535 | 1506 | 3041 | 2091 | 2172 | 4263 | 136.22 | 144.22 | 140.18 |
| 2 | BUTTAYAGUDEM | 2704 | 2823 | 5527 | 3505 | 3647 | 7152 | 129.62 | 129.19 | 129.40 |
| 3 | POLAVARAM | 2300 | 2337 | 4637 | 2647 | 2542 | 5189 | 115.09 | 108.77 | 111.90 |
| 4 | THALLAPUDI | 2936 | 2879 | 5815 | 2560 | 2646 | 5206 | 87.19 | 91.91 | 89.53 |
| 5 | GOPALAPURAM | 3203 | 3177 | 6380 | 3730 | 3872 | 7602 | 116.45 | 121.88 | 119.15 |
| 6 | KOYYALAGUDEM | 3813 | 3750 | 7563 | 3795 | 3821 | 7616 | 99.53 | 101.89 | 100.70 |
| 7 | JANGAREDDIGUDEM | 5088 | 5009 | 10097 | 4023 | 4390 | 8413 | 79.07 | 87.64 | 83.32 |
| 8 | T NARASAPURAM | 2805 | 2682 | 5487 | 3231 | 3238 | 6469 | 115.19 | 120.73 | 117.90 |
| 9 | CHINTALAPUDI | 4487 | 4414 | 8901 | 5875 | 5757 | 11632 | 130.93 | 130.43 | 130.68 |
| 10 | LINGAPALEM | 3050 | 2960 | 6010 | 3398 | 3405 | 6803 | 111.41 | 115.03 | 113.19 |
| 11 | KAMAVARAPUKOTA | 2891 | 2827 | 5718 | 3233 | 3176 | 6409 | 111.83 | 112.35 | 112.08 |
| 12 | DWARAKA TIRUMALA | 3464 | 3289 | 6753 | 4030 | 3944 | 7974 | 116.34 | 119.91 | 118.08 |
| 13 | NALLAJERLA | 4028 | 3935 | 7963 | 3844 | 4012 | 7856 | 95.43 | 101.96 | 98.66 |
| 14 | DEVARAPALLE | 3896 | 3800 | 7696 | 3822 | 3856 | 7678 | 98.10 | 101.47 | 99.77 |
| 15 | CHAGALLU | 3532 | 3458 | 6990 | 2856 | 2930 | 5786 | 80.86 | 84.73 | 82.78 |
| 16 | KOVVUR | 5748 | 5754 | 11502 | 4569 | 4822 | 9391 | 79.49 | 83.80 | 81.65 |
| 17 | NIDADAVOLE | 5944 | 5988 | 11932 | 5118 | 5198 | 10316 | 86.10 | 86.81 | 86.46 |
| 18 | TADEPALLIGUDEM | 9741 | 9771 | 19512 | 7088 | 7333 | 14421 | 72.76 | 75.05 | 73.91 |
| 19 | UNGUTURU | 4146 | 4069 | 8215 | 4519 | 4535 | 9054 | 109.00 | 111.45 | 110.21 |
| 20 | BHIMADOLE | 3323 | 3335 | 6658 | 3979 | 3961 | 7940 | 119.74 | 118.77 | 119.26 |
| 21 | PADAVEGI | 4439 | 4221 | 8660 | 4774 | 4616 | 9390 | 107.55 | 109.36 | 108.43 |
| 22 | PEDAPADU | 3625 | 3664 | 7289 | 3695 | 3915 | 7610 | 101.93 | 106.85 | 104.40 |
| 23 | ELURU | 14948 | 15447 | 30395 | 13259 | 13903 | 27162 | 88.70 | 90.00 | 89.36 |
| 24 | DENDULURU | 3520 | 3479 | 6999 | 3945 | 4026 | 7971 | 112.07 | 115.72 | 113.89 |
| 25 | NIDAMARRU | 2572 | 2543 | 5115 | 2489 | 2493 | 4982 | 96.77 | 98.03 | 97.40 |
| 26 | GANAPAVARAM | 3558 | 3524 | 7082 | 3781 | 3737 | 7518 | 106.27 | 106.04 | 106.16 |
| 27 | PENTAPADU | 3797 | 3775 | 7572 | 4127 | 3982 | 8109 | 108.69 | 105.48 | 107.09 |
| 28 | TANUKU | 7318 | 7425 | 14743 | 5039 | 5239 | 10278 | 68.86 | 70.56 | 69.71 |
| 29 | UNDRAJAVARAM | 3853 | 3758 | 7611 | 2938 | 3122 | 6060 | 76.25 | 83.08 | 79.62 |
| 30 | PERAVALI | 3712 | 3685 | 7397 | 3117 | 3245 | 6362 | 83.97 | 88.06 | 86.01 |
| 31 | IRAGAVARAM | 3561 | 3499 | 7060 | 3532 | 3489 | 7021 | 99.19 | 99.71 | 99.45 |
| 32 | ATTILI | 3660 | 3614 | 7274 | 3381 | 3512 | 6893 | 92.38 | 97.18 | 94.76 |
| 33 | UNDI | 3477 | 3539 | 7016 | 3576 | 3677 | 7253 | 102.85 | 103.90 | 103.38 |
| 34 | AKIVEEDU | 4039 | 3960 | 7999 | 3750 | 3729 | 7479 | 92.84 | 94.17 | 93.50 |
| 35 | KALLA | 3681 | 3624 | 7305 | 3578 | 3643 | 7221 | 97.20 | 100.52 | 98.85 |
| 36 | BHEEMAVARAM | 11779 | 11493 | 23272 | 8986 | 8543 | 17529 | 76.29 | 74.33 | 75.32 |
| 37 | PALAKODERU | 3514 | 3479 | 6993 | 3388 | 3411 | 6799 | 96.41 | 98.05 | 97.23 |
| 38 | VEERAVASARAM | 3447 | 3395 | 6842 | 3304 | 3282 | 6586 | 95.85 | 96.67 | 96.26 |
| 39 | PENUMANTRA | 3344 | 3271 | 6615 | 3040 | 2870 | 5910 | 90.91 | 87.74 | 89.34 |
| 40 | PENUGONDA | 3693 | 3636 | 7329 | 3732 | 3764 | 7496 | 101.06 | 103.52 | 102.28 |
| 41 | ACHANTA | 3347 | 3315 | 6662 | 3622 | 3568 | 7190 | 108.22 | 107.63 | 107.93 |
| 42 | PODURU | 3548 | 3538 | 7086 | 3632 | 3734 | 7366 | 102.37 | 105.54 | 103.95 |
| 43 | PALACOLE | 6720 | 6675 | 13395 | 6021 | 6207 | 12228 | 89.60 | 92.99 | 91.29 |
| 44 | YELAMANCHILI | 3999 | 3886 | 7885 | 4414 | 4431 | 8845 | 110.38 | 114.02 | 112.18 |
| 45 | NARASAPURAM | 7412 | 7384 | 14796 | 8356 | 8035 | 16391 | 112.74 | 108.82 | 110.78 |
| 46 | MOGALTHUR | 3933 | 3830 | 7763 | 4293 | 4307 | 8600 | 109.15 | 112.45 | 110.78 |
| TOTAL | | 203130 | 201422 | 404552 | 195682 | 197737 | 393419 | 96.33 | 98.17 | 97.25 |

Table - 5.13
MANDAL WISE PROJECTED POPULATION 13 - 15 Yrs, ENROLMENT IN
CLASSES VIII - X & GROSS ENROLMENT RATIO
 DISTRICT: WEST GODAVARI ALL 2000-2001

| SL NO | NAME OF THE MANDAL | AGE GROUP POPLN (13 - 15 Years) | | | ENROLMENT (Classes VIII - X) | | | G.E.R (VIII - X) | | |
|--------------|--------------------|---------------------------------|---------------|---------------|------------------------------|--------------|--------------|------------------|--------------|--------------|
| | | BOYS | GIRLS | TOTAL | BOYS | GIRLS | TOTAL | BOYS | GIRLS | TOTAL |
| 1 | JEELUGUMILLI | 1100 | 1079 | 2179 | 474 | 371 | 845 | 43.09 | 34.38 | 38.78 |
| 2 | BUTTAYAGUDEM | 1938 | 2024 | 3962 | 731 | 798 | 1529 | 37.72 | 39.43 | 38.59 |
| 3 | POLAVARAM | 1648 | 1675 | 3323 | 440 | 478 | 918 | 26.70 | 28.54 | 27.63 |
| 4 | THALLAPUDI | 2104 | 2063 | 4167 | 686 | 620 | 1306 | 32.60 | 30.05 | 31.34 |
| 5 | GOPALAPURAM | 2296 | 2277 | 4573 | 718 | 660 | 1378 | 31.27 | 28.99 | 30.13 |
| 6 | KOYYALAGUDEM | 2733 | 2687 | 5420 | 644 | 660 | 1304 | 23.56 | 24.56 | 24.06 |
| 7 | JANGAREDDIGUDEM | 3647 | 3590 | 7237 | 1144 | 941 | 2085 | 31.37 | 26.21 | 28.81 |
| 8 | T NARASAPURAM | 2011 | 1922 | 3933 | 571 | 325 | 896 | 28.39 | 16.91 | 22.78 |
| 9 | CHINTALAPUDI | 3216 | 3164 | 6380 | 865 | 1072 | 1937 | 26.90 | 33.88 | 30.36 |
| 10 | LINGAPALEM | 2186 | 2121 | 4307 | 813 | 428 | 1241 | 37.19 | 20.18 | 28.81 |
| 11 | KAMAVARAPUKOTA | 2072 | 2026 | 4098 | 466 | 409 | 875 | 22.49 | 20.19 | 21.35 |
| 12 | DWARAKA TIRUMALA | 2483 | 2357 | 4840 | 514 | 390 | 904 | 20.70 | 16.55 | 18.68 |
| 13 | NALLAJERLA | 2887 | 2820 | 5707 | 929 | 925 | 1854 | 32.18 | 32.80 | 32.49 |
| 14 | DEVARAPALLE | 2792 | 2724 | 5516 | 947 | 946 | 1893 | 33.92 | 34.73 | 34.32 |
| 15 | CHAGALLU | 2531 | 2478 | 5009 | 626 | 574 | 1200 | 24.73 | 23.16 | 23.96 |
| 16 | KOVVUR | 4119 | 4124 | 8243 | 1395 | 1311 | 2706 | 33.87 | 31.79 | 32.83 |
| 17 | NIDADAVOLE | 4260 | 4292 | 8552 | 1488 | 1510 | 2998 | 34.93 | 35.18 | 35.06 |
| 18 | TADEPALLIGUDEM | 6982 | 7003 | 13985 | 1883 | 1624 | 3507 | 26.97 | 23.19 | 25.08 |
| 19 | UNGUTURU | 2972 | 2916 | 5888 | 1132 | 907 | 2039 | 38.09 | 31.10 | 34.63 |
| 20 | BHIMADOLE | 2382 | 2390 | 4772 | 880 | 1107 | 1987 | 36.94 | 46.32 | 41.64 |
| 21 | PADAVEGI | 3182 | 3025 | 6207 | 1090 | 723 | 1813 | 34.26 | 23.90 | 29.21 |
| 22 | PEDAPADU | 2598 | 2626 | 5224 | 807 | 970 | 1777 | 31.06 | 36.94 | 34.02 |
| 23 | ELURU | 10713 | 11071 | 21784 | 4118 | 4208 | 8326 | 38.44 | 38.01 | 38.22 |
| 24 | DENDULURU | 2523 | 2493 | 5016 | 838 | 616 | 1454 | 33.21 | 24.71 | 28.99 |
| 25 | NIDAMARRU | 1843 | 1823 | 3666 | 526 | 538 | 1064 | 28.54 | 29.51 | 29.02 |
| 26 | GANAPAVARAM | 2550 | 2526 | 5076 | 1006 | 850 | 1856 | 39.45 | 33.65 | 36.56 |
| 27 | PENTAPADU | 2721 | 2705 | 5426 | 1047 | 909 | 1956 | 38.48 | 33.60 | 36.05 |
| 28 | TANUKU | 5245 | 5322 | 10567 | 1566 | 1694 | 3260 | 29.86 | 31.83 | 30.85 |
| 29 | UNDRAJAVARAM | 2762 | 2694 | 5456 | 711 | 554 | 1265 | 25.74 | 20.56 | 23.19 |
| 30 | PERAVALI | 2660 | 2641 | 5301 | 857 | 721 | 1578 | 32.22 | 27.30 | 29.77 |
| 31 | IRAGAVARAM | 2553 | 2508 | 5061 | 714 | 805 | 1519 | 27.97 | 32.10 | 30.01 |
| 32 | ATTILI | 2623 | 2590 | 5213 | 803 | 741 | 1544 | 30.61 | 28.61 | 29.62 |
| 33 | UNDI | 2492 | 2537 | 5029 | 912 | 790 | 1702 | 36.60 | 31.14 | 33.84 |
| 34 | AKIVEEDU | 2895 | 2838 | 5733 | 792 | 866 | 1658 | 27.36 | 30.51 | 28.92 |
| 35 | KALLA | 2638 | 2597 | 5235 | 1042 | 946 | 1988 | 39.50 | 36.43 | 37.98 |
| 36 | BHEEMAVARAM | 8442 | 8237 | 16679 | 3146 | 2650 | 5796 | 37.27 | 32.17 | 34.75 |
| 37 | PALAKODERU | 2519 | 2493 | 5012 | 1352 | 1036 | 2388 | 53.67 | 41.56 | 47.65 |
| 38 | VEERAVASARAM | 2471 | 2433 | 4904 | 995 | 844 | 1839 | 40.27 | 34.69 | 37.50 |
| 39 | PENUMANTRA | 2337 | 2344 | 4741 | 902 | 869 | 1771 | 37.63 | 37.07 | 37.35 |
| 40 | PENUGONDA | 2647 | 2606 | 5253 | 810 | 767 | 1577 | 30.60 | 29.43 | 30.02 |
| 41 | ACHANTA | 2399 | 2376 | 4775 | 1032 | 801 | 1833 | 43.02 | 33.71 | 38.39 |
| 42 | PODURU | 2543 | 2536 | 5079 | 998 | 880 | 1878 | 39.24 | 34.70 | 36.98 |
| 43 | PALACOLE | 4817 | 4784 | 9601 | 2104 | 1728 | 3832 | 43.68 | 36.12 | 39.91 |
| 44 | YELAMANCHILI | 2866 | 2785 | 5651 | 1111 | 1018 | 2129 | 38.76 | 36.55 | 37.67 |
| 45 | NARASAPURAM | 5312 | 5292 | 10604 | 2304 | 1996 | 4300 | 43.37 | 37.72 | 40.55 |
| 46 | MOGALTHUR | 2819 | 2745 | 5564 | 792 | 566 | 1358 | 28.10 | 20.62 | 24.41 |
| TOTAL | | 145589 | 144359 | 289948 | 49721 | 45142 | 94863 | 34.15 | 31.27 | 32.72 |

Table - 5.21
MANDAL WISE DROP-OUT RATES CLASSES I - V
DISTRICT: WEST GODAVARI ALL 2000-2001

| SL NO | NAME OF THE MANDAL | CLASS-I 1996_97 | | | CLASS-V 2000-01 | | | DROP-OUT RATE | | |
|--------------|--------------------|--------------------|--------------|---------------|--------------------|--------------|--------------|---------------|--------------|--------------|
| | | BOYS | GIRLS | TOTAL | BOYS | GIRLS | TOTAL | BOYS | GIRLS | TOTAL |
| 1 | JEELUGUMILLI | 531 | 536 | 1067 | 334 | 358 | 692 | 37.10 | 33.21 | 35.15 |
| 2 | BUTTAYAGUDEM | 1012 | 1082 | 2094 | 529 | 612 | 1141 | 47.73 | 43.44 | 45.51 |
| 3 | POLAVARAM | 797 | 773 | 1570 | 377 | 437 | 814 | 52.70 | 43.47 | 48.15 |
| 4 | THALLAPUDI | 607 | 656 | 1263 | 457 | 473 | 930 | 24.71 | 27.90 | 26.37 |
| 5 | GOPALAPURAM | 992 | 944 | 1936 | 629 | 630 | 1259 | 36.59 | 33.26 | 34.97 |
| 6 | KOYYALAGUDEM | 1057 | 1058 | 2115 | 655 | 656 | 1311 | 38.03 | 38.00 | 38.01 |
| 7 | JANGAREDDIGUDEM | 1121 | 1143 | 2264 | 596 | 684 | 1280 | 46.83 | 40.16 | 43.46 |
| 8 | T NARASAPURAM | 905 | 880 | 1785 | 491 | 510 | 1001 | 45.75 | 42.05 | 43.92 |
| 9 | CHINTALAPUDI | 1377 | 1394 | 2771 | 943 | 1054 | 1997 | 31.52 | 24.39 | 27.93 |
| 10 | LINGAPALEM | 1081 | 1176 | 2257 | 644 | 650 | 1294 | 40.43 | 44.73 | 42.67 |
| 11 | KAMAVARAPUKOTA | 768 | 840 | 1608 | 558 | 558 | 1116 | 27.34 | 33.57 | 30.60 |
| 12 | DWARAKA TIRUMALA | 1113 | 1071 | 2184 | 671 | 671 | 1342 | 39.71 | 37.35 | 38.55 |
| 13 | NALLAJERLA | 1192 | 1234 | 2426 | 611 | 714 | 1325 | 48.74 | 42.14 | 45.38 |
| 14 | DEVARAPALLE | 1130 | 1170 | 2300 | 629 | 657 | 1286 | 44.34 | 43.85 | 44.09 |
| 15 | CHAGALLU | 764 | 778 | 1542 | 512 | 485 | 997 | 32.98 | 37.66 | 35.34 |
| 16 | KOVVUR | 1260 | 1325 | 2585 | 821 | 879 | 1700 | 34.84 | 33.66 | 34.24 |
| 17 | NIDADAVOLE | 1281 | 1337 | 2618 | 917 | 998 | 1915 | 28.42 | 25.36 | 26.85 |
| 18 | TADEPALLIGUDEM | 1376 | 1635 | 3171 | 1246 | 1358 | 2604 | 18.88 | 16.94 | 17.88 |
| 19 | UNGUTURU | 1131 | 1173 | 2304 | 818 | 868 | 1686 | 27.67 | 26.00 | 26.82 |
| 20 | BHIMADOLE | 1010 | 1009 | 2019 | 735 | 742 | 1477 | 27.23 | 26.46 | 26.84 |
| 21 | PADAVEGI | 1278 | 1300 | 2578 | 770 | 782 | 1552 | 39.75 | 39.85 | 39.80 |
| 22 | PEDAPADU | 915 | 953 | 1868 | 669 | 746 | 1415 | 26.89 | 21.72 | 24.25 |
| 23 | ELURU | 3094 | 3091 | 6185 | 2560 | 2532 | 5092 | 17.26 | 18.08 | 17.67 |
| 24 | DENDULURU | 958 | 1019 | 1977 | 726 | 776 | 1502 | 24.22 | 23.85 | 24.03 |
| 25 | NIDAMARRU | 553 | 518 | 1071 | 435 | 432 | 867 | 21.34 | 16.60 | 19.05 |
| 26 | GANAPAVARAM | 893 | 923 | 1816 | 759 | 722 | 1481 | 15.01 | 21.78 | 18.45 |
| 27 | PENTAPADU | 940 | 850 | 1790 | 851 | 843 | 1694 | 9.47 | 0.82 | 5.36 |
| 28 | TANUKU | 1140 | 1219 | 2359 | 954 | 1037 | 1991 | 16.32 | 14.93 | 15.60 |
| 29 | UNDRAJAVARAM | 893 | 922 | 1815 | 586 | 606 | 1192 | 34.38 | 34.27 | 34.33 |
| 30 | PERAVALI | 753 | 815 | 1568 | 561 | 617 | 1178 | 25.50 | 24.29 | 24.87 |
| 31 | IRAGAVARAM | 887 | 903 | 1790 | 672 | 682 | 1354 | 24.24 | 24.47 | 24.36 |
| 32 | ATTILI | 842 | 903 | 1745 | 605 | 669 | 1274 | 28.15 | 25.91 | 26.99 |
| 33 | UNDI | 909 | 944 | 1853 | 690 | 685 | 1375 | 24.09 | 27.44 | 25.80 |
| 34 | AKIVEEDU | 863 | 855 | 1718 | 670 | 669 | 1339 | 22.36 | 21.75 | 22.06 |
| 35 | KALLA | 887 | 878 | 1765 | 641 | 619 | 1260 | 27.73 | 29.50 | 28.61 |
| 36 | BHEEMAVARAM | 2067 | 2056 | 4123 | 1677 | 1632 | 3309 | 18.87 | 20.62 | 19.74 |
| 37 | PALAKODERU | 884 | 864 | 1748 | 614 | 610 | 1224 | 30.54 | 29.40 | 29.98 |
| 38 | VEERAVASARAM | 892 | 872 | 1764 | 612 | 635 | 1247 | 31.39 | 27.18 | 29.31 |
| 39 | PENUMANTRA | 717 | 757 | 1474 | 599 | 590 | 1189 | 16.46 | 22.06 | 19.34 |
| 40 | PENUGONDA | 1009 | 976 | 1985 | 677 | 713 | 1390 | 32.90 | 26.95 | 29.97 |
| 41 | ACHANTA | 951 | 913 | 1864 | 702 | 615 | 1317 | 26.18 | 32.64 | 29.35 |
| 42 | PODURU | 1000 | 970 | 1970 | 725 | 695 | 1420 | 27.50 | 28.35 | 27.92 |
| 43 | PALACOLE | 1546 | 1535 | 3081 | 1163 | 1131 | 2294 | 24.77 | 26.32 | 25.54 |
| 44 | YELAMANCHILI | 1020 | 1102 | 2122 | 729 | 774 | 1503 | 28.53 | 29.76 | 29.17 |
| 45 | NARASAPURAM | 1971 | 2003 | 3974 | 1630 | 1534 | 3164 | 17.30 | 23.41 | 20.38 |
| 46 | MOGALTHUR | 1090 | 1181 | 2271 | 697 | 676 | 1373 | 36.06 | 42.76 | 39.54 |
| TOTAL | | 49617 | 50536 | 100153 | 35147 | 36016 | 71163 | 29.16 | 28.73 | 28.95 |

Table - 5.22
MANDAL WISE DROP-OUT RATES CLASSES I - V
DISTRRICT: WEST GODAVARI SC 2000-2001

| SL NO | NAME OF THE MANDAL | CLASS-I 1996_97 | | | CLASS-V 2000-01 | | | DROP-OUT RATE | | |
|--------------|--------------------|--------------------|--------------|--------------|--------------------|-------------|--------------|---------------|--------------|--------------|
| | | BOYS | GIRLS | TOTAL | BOYS | GIRLS | TOTAL | BOYS | GIRLS | TOTAL |
| 1 | JEELUGUMILLI | 124 | 125 | 249 | 93 | 87 | 180 | 25.00 | 30.40 | 27.71 |
| 2 | BUTTAYAGUDEM | 101 | 123 | 224 | 61 | 85 | 146 | 39.60 | 30.89 | 34.82 |
| 3 | POLAVARAM | 123 | 118 | 241 | 54 | 67 | 121 | 56.10 | 43.22 | 49.79 |
| 4 | THALLAPUDI | 283 | 287 | 570 | 188 | 182 | 370 | 33.57 | 36.59 | 35.09 |
| 5 | GOPALAPURAM | 414 | 425 | 839 | 246 | 259 | 505 | 40.58 | 39.06 | 39.81 |
| 6 | KOYYALAGUDEM | 411 | 365 | 776 | 244 | 213 | 457 | 40.63 | 41.64 | 41.11 |
| 7 | JANGAREDDIGUDEM | 472 | 449 | 921 | 195 | 224 | 419 | 58.69 | 50.11 | 54.51 |
| 8 | T NARASAPURAM | 371 | 342 | 713 | 163 | 197 | 360 | 56.06 | 42.40 | 49.51 |
| 9 | CHINTALAPUDI | 575 | 565 | 1140 | 399 | 430 | 829 | 30.61 | 23.89 | 27.28 |
| 10 | LINGPALEM | 590 | 597 | 1187 | 342 | 311 | 653 | 42.03 | 47.91 | 44.99 |
| 11 | KAMAVARAPUKOTA | 359 | 357 | 716 | 234 | 236 | 470 | 34.82 | 33.89 | 34.36 |
| 12 | DWARAKA TIRUMALA | 498 | 526 | 1024 | 283 | 293 | 576 | 43.17 | 44.30 | 43.75 |
| 13 | NALLAJERLA | 496 | 512 | 1008 | 219 | 242 | 461 | 55.85 | 52.73 | 54.27 |
| 14 | DEVARAPALLE | 559 | 590 | 1149 | 253 | 253 | 506 | 54.74 | 57.12 | 55.96 |
| 15 | CHAGALLU | 295 | 268 | 563 | 173 | 133 | 306 | 41.36 | 50.37 | 45.65 |
| 16 | KOVVUR | 441 | 453 | 894 | 257 | 293 | 550 | 41.72 | 35.32 | 38.48 |
| 17 | NIDADAVOLE | 434 | 485 | 919 | 295 | 304 | 599 | 32.03 | 37.32 | 34.82 |
| 18 | TADEPALLIGUDEM | 480 | 509 | 989 | 309 | 328 | 637 | 35.63 | 35.56 | 35.59 |
| 19 | UNGUTURU | 344 | 372 | 716 | 225 | 249 | 474 | 34.59 | 33.06 | 33.80 |
| 20 | BHIMADOLE | 282 | 286 | 568 | 225 | 235 | 460 | 20.21 | 17.83 | 19.01 |
| 21 | PADAVEGI | 505 | 519 | 1024 | 318 | 280 | 598 | 37.03 | 46.05 | 41.60 |
| 22 | PEDAPADU | 306 | 293 | 599 | 215 | 227 | 442 | 29.74 | 22.53 | 26.21 |
| 23 | ELURU | 715 | 705 | 1420 | 555 | 514 | 1069 | 22.38 | 27.09 | 24.72 |
| 24 | DENDULURU | 377 | 354 | 731 | 244 | 230 | 474 | 35.28 | 35.03 | 35.16 |
| 25 | NIDAMARRU | 131 | 113 | 244 | 71 | 70 | 141 | 45.80 | 38.05 | 42.21 |
| 26 | GANAPAVARAM | 276 | 249 | 525 | 206 | 160 | 366 | 25.36 | 35.74 | 30.29 |
| 27 | PENTAPADU | 256 | 246 | 502 | 200 | 215 | 415 | 21.88 | 12.60 | 17.33 |
| 28 | TANUKU | 195 | 243 | 438 | 156 | 175 | 331 | 20.00 | 27.98 | 24.43 |
| 29 | UNDRAJAVARAM | 309 | 258 | 567 | 156 | 157 | 313 | 49.51 | 39.15 | 44.80 |
| 30 | PERAVALI | 227 | 247 | 474 | 149 | 162 | 311 | 34.36 | 34.41 | 34.39 |
| 31 | IRAGAVARAM | 219 | 219 | 438 | 119 | 136 | 255 | 45.66 | 37.90 | 41.78 |
| 32 | ATTILI | 209 | 211 | 420 | 146 | 128 | 274 | 30.14 | 39.34 | 34.76 |
| 33 | UNDI | 152 | 142 | 294 | 116 | 100 | 216 | 23.68 | 29.58 | 26.53 |
| 34 | AKIVEEDU | 107 | 101 | 208 | 65 | 95 | 160 | 39.25 | 5.94 | 23.08 |
| 35 | KALLA | 75 | 89 | 164 | 72 | 75 | 147 | 4.00 | 15.73 | 10.37 |
| 36 | BHEEMAVARAM | 326 | 344 | 670 | 243 | 275 | 518 | 25.46 | 20.06 | 22.69 |
| 37 | PALAKODERU | 175 | 154 | 329 | 146 | 105 | 251 | 16.57 | 31.82 | 23.71 |
| 38 | VEERAVASARAM | 261 | 246 | 507 | 147 | 137 | 284 | 43.68 | 44.31 | 43.98 |
| 39 | PENUMANTRA | 234 | 252 | 486 | 185 | 164 | 349 | 20.94 | 34.92 | 28.19 |
| 40 | PENUGONDA | 286 | 266 | 552 | 177 | 179 | 356 | 38.11 | 32.71 | 35.51 |
| 41 | ACHANTA | 327 | 348 | 675 | 240 | 217 | 457 | 26.61 | 37.64 | 32.30 |
| 42 | PODURU | 326 | 350 | 676 | 221 | 209 | 430 | 32.21 | 40.29 | 36.39 |
| 43 | PALACOLE | 454 | 493 | 947 | 348 | 330 | 678 | 23.35 | 33.06 | 28.41 |
| 44 | YELAMANCHILI | 312 | 329 | 641 | 186 | 199 | 385 | 40.38 | 39.51 | 39.94 |
| 45 | NARASAPURAM | 391 | 414 | 805 | 302 | 296 | 598 | 22.76 | 28.50 | 25.71 |
| 46 | MOGALTHUR | 205 | 201 | 406 | 122 | 100 | 222 | 40.49 | 50.25 | 45.32 |
| TOTAL | | 15008 | 15140 | 30148 | 9563 | 9556 | 19119 | 36.28 | 36.88 | 36.58 |

Table - 5.23
MANDAL WISE DROP-OUT RATES CLASSES I - V
DISTRICT: WEST GODAVARI ST 2000-2001

| SL NO | NAME OF THE MANDAL | CLASS-I 1996_97 | | | CLASS-V 2000-01 | | | DROP-OUT RATE | | |
|--------------|--------------------|--------------------|-------------|-------------|--------------------|-------------|-------------|---------------|--------------|--------------|
| | | BOYS | GIRLS | TOTAL | BOYS | GIRLS | TOTAL | BOYS | GIRLS | TOTAL |
| 1 | JEELUGUMILLI | 176 | 173 | 349 | 93 | 99 | 192 | 47.16 | 42.77 | 14.67 |
| 2 | BUTTAYAGUDEM | 684 | 708 | 1392 | 342 | 411 | 753 | 50.00 | 41.95 | 15.68 |
| 3 | POLAVARAM | 292 | 276 | 568 | 130 | 138 | 268 | 55.48 | 50.00 | 30.21 |
| 4 | THALLAPUDI | 6 | 12 | 18 | 2 | 5 | 7 | 66.67 | 58.33 | 12.50 |
| 5 | GOPALAPURAM | 20 | 29 | 49 | 11 | 8 | 19 | 45.00 | 72.41 | 13.64 |
| 6 | KOYYALAGUDEM | 54 | 62 | 116 | 29 | 58 | 87 | 46.30 | 6.45 | 3.33 |
| 7 | JANGAREDDIGUDEM | 31 | 11 | 42 | 31 | 6 | 37 | 0.00 | 45.45 | 26.00 |
| 8 | T NARASAPURAM | 84 | 72 | 156 | 44 | 35 | 79 | 47.62 | 51.39 | 66.38 |
| 9 | CHINTALAPUDI | 201 | 183 | 384 | 97 | 93 | 190 | 51.74 | 49.18 | 10.38 |
| 10 | LINGAPALEM | 9 | 6 | 15 | 7 | 2 | 9 | 22.22 | 66.67 | 62.50 |
| 11 | KAMAVARAPUKOTA | 30 | 32 | 62 | 22 | 16 | 38 | 26.67 | 50.00 | 62.00 |
| 12 | DWARAKA TIRUMALA | 27 | 22 | 49 | 8 | 3 | 11 | 70.37 | 86.36 | 45.00 |
| 13 | NALLAJERLA | 9 | 10 | 19 | 2 | 3 | 5 | 77.78 | 70.00 | 79.17 |
| 14 | DEVARAPALLE | 11 | 2 | 13 | 2 | 0 | 2 | 81.82 | 100.00 | 80.00 |
| 15 | CHAGALLU | 2 | 10 | 12 | 7 | 2 | 9 | 0.00 | 80.00 | 30.77 |
| 16 | KOVVUR | 7 | 23 | 30 | 11 | 7 | 18 | 0.00 | 69.57 | 14.29 |
| 17 | NIDADAVOLE | 19 | 16 | 35 | 7 | 12 | 19 | 63.16 | 25.00 | 38.71 |
| 18 | TADEPALLIGUDEM | 25 | 26 | 51 | 21 | 10 | 31 | 16.00 | 61.54 | 26.19 |
| 19 | UNGUTURU | 23 | 20 | 43 | 8 | 17 | 25 | 65.22 | 15.00 | 63.24 |
| 20 | BHIMADOLE | 10 | 14 | 24 | 20 | 11 | 31 | 0.00 | 21.43 | 43.64 |
| 21 | PADAVEGI | 12 | 5 | 17 | 6 | 6 | 12 | 50.00 | 0.00 | 14.29 |
| 22 | PEDAPADU | 21 | 11 | 32 | 15 | 9 | 24 | 28.57 | 18.18 | 20.00 |
| 23 | ELURU | 44 | 50 | 94 | 51 | 43 | 94 | 0.00 | 14.00 | 16.81 |
| 24 | DENDULURU | 18 | 23 | 41 | 4 | 9 | 13 | 77.78 | 60.87 | 13.33 |
| 25 | NIDAMARRU | 5 | 6 | 11 | 5 | 5 | 10 | 0.00 | 16.67 | 52.38 |
| 26 | GANAPAVARAM | 19 | 8 | 27 | 10 | 10 | 20 | 47.37 | 0.00 | 23.08 |
| 27 | PENTAPADU | 11 | 6 | 17 | 21 | 14 | 35 | 0.00 | 0.00 | 20.45 |
| 28 | TANUKU | 3 | 11 | 14 | 12 | 23 | 35 | 0.00 | 0.00 | 28.57 |
| 29 | UNDRAJAVARAM | 6 | 13 | 19 | 0 | 2 | 2 | 100.00 | 84.62 | 66.67 |
| 30 | PERAVALI | 14 | 9 | 23 | 4 | 4 | 8 | 71.43 | 55.56 | 33.33 |
| 31 | IRAGAVARAM | 10 | 16 | 26 | 5 | 3 | 8 | 50.00 | 81.25 | 11.11 |
| 32 | ATTILI | 22 | 22 | 44 | 1 | 2 | 3 | 95.45 | 90.91 | 57.14 |
| 33 | UNDI | 12 | 28 | 40 | 11 | 9 | 20 | 8.33 | 67.86 | 23.08 |
| 34 | AKIVEEDU | 4 | 3 | 7 | 0 | 3 | 3 | 100.00 | 0.00 | 25.00 |
| 35 | KALLA | 16 | 9 | 25 | 0 | 2 | 2 | 100.00 | 77.78 | 60.00 |
| 36 | BHEEMAVARAM | 20 | 14 | 34 | 13 | 10 | 23 | 35.00 | 28.57 | 17.86 |
| 37 | PALAKODERU | 12 | 14 | 26 | 8 | 6 | 14 | 33.33 | 57.14 | 6.67 |
| 38 | VEERAVASARAM | 8 | 18 | 26 | 4 | 7 | 11 | 50.00 | 61.11 | 70.27 |
| 39 | PENUMANTRA | 6 | 6 | 12 | 2 | 1 | 3 | 66.67 | 83.33 | 57.14 |
| 40 | PENUGONDA | 13 | 9 | 22 | 3 | 4 | 7 | 76.92 | 55.56 | 36.36 |
| 41 | ACHANTA | 10 | 8 | 18 | 4 | 4 | 8 | 60.00 | 50.00 | 11.11 |
| 42 | PODURU | 16 | 15 | 31 | 5 | 11 | 16 | 68.75 | 26.67 | 65.96 |
| 43 | PALACOLE | 26 | 10 | 36 | 16 | 14 | 30 | 38.46 | 0.00 | 16.67 |
| 44 | YELAMANCHILI | 6 | 9 | 15 | 3 | 7 | 10 | 50.00 | 22.22 | 16.67 |
| 45 | NARASAPURAM | 14 | 19 | 33 | 24 | 11 | 35 | 0.00 | 42.11 | 23.91 |
| 46 | MOGALTHUR | 6 | 8 | 14 | 2 | 5 | 7 | 66.67 | 37.50 | 66.67 |
| TOTAL | | 2074 | 2057 | 4131 | 1123 | 1160 | 2283 | 45.85 | 43.61 | 44.73 |

Table - 5.31
MANDAL WISE TEACHER-PUPIL RATIO - 2000-2001
DISTRICT: WEST GODAVARI

| SL. NO. | NAME OF THE MANDAL | T.P.RATIO | | |
|----------------------------------|--------------------|-----------|---------------|--------------|
| | | PRIMARY | UPPER PRIMARY | HIGH SCHOOLS |
| 1 | JEELUGUMILLI | 33 | 41 | 49 |
| 2 | BUTTAYAGUDEM | 27 | 29 | 31 |
| 3 | POLAVARAM | 30 | 21 | 32 |
| 4 | THALLAPUDI | 54 | 58 | 39 |
| 5 | GOPALAPURAM | 54 | 67 | 48 |
| 6 | KOYYALAGUDEM | 53 | 48 | 48 |
| 7 | JANGAREDDIGUDEM | 54 | 61 | 41 |
| 8 | T NARASAPURAM | 46 | 0 | 45 |
| 9 | CHINTALAPUDI | 51 | 45 | 45 |
| 10 | LINGAPALEM | 50 | 60 | 48 |
| 11 | KAMAVARAPUKOTA | 51 | 74 | 48 |
| 12 | DWARAKA TIRUMALA | 47 | 64 | 59 |
| 13 | NALLAJERLA | 53 | 49 | 50 |
| 14 | DEVARAPALLE | 60 | 66 | 44 |
| 15 | CHAGALLU | 54 | 72 | 44 |
| 16 | KOVVUR | 59 | 46 | 35 |
| 17 | NIDADAVOLE | 54 | 56 | 38 |
| 18 | TADEPALLIGUDEM | 55 | 44 | 31 |
| 19 | UNGUTURU | 50 | 51 | 41 |
| 20 | BHIMADOLE | 59 | 51 | 47 |
| 21 | PADAVEGI | 49 | 41 | 41 |
| 22 | PEDAPADU | 43 | 55 | 33 |
| 23 | ELURU | 55 | 42 | 33 |
| 24 | DENDULURU | 48 | 53 | 39 |
| 25 | NIDAMARRU | 47 | 62 | 44 |
| 26 | GANAPAVARAM | 41 | 35 | 36 |
| 27 | PENTAPADU | 43 | 45 | 36 |
| 28 | TANUKU | 49 | 38 | 33 |
| 29 | UNDRAJAVARAM | 54 | 54 | 38 |
| 30 | PERAVALI | 41 | 45 | 37 |
| 31 | IRAGAVARAM | 43 | 52 | 52 |
| 32 | ATTILI | 42 | 37 | 38 |
| 33 | UNDI | 41 | 47 | 36 |
| 34 | AKIVEEDU | 47 | 31 | 38 |
| 35 | KALLA | 47 | 53 | 65 |
| 36 | BHEEMAVARAM | 45 | 38 | 32 |
| 37 | PALAKODERU | 42 | 0 | 38 |
| 38 | VEERAVASARAM | 37 | 42 | 48 |
| 39 | PENUMANTRA | 33 | 34 | 38 |
| 40 | PENUGONDA | 43 | 47 | 40 |
| 41 | ACHANTA | 36 | 45 | 53 |
| 42 | PODURU | 35 | 36 | 48 |
| 43 | PALACOLE | 44 | 39 | 41 |
| 44 | YELAMANCHILI | 39 | 73 | 42 |
| 45 | NARASAPURAM | 43 | 35 | 46 |
| 46 | MOGALTHUR | 38 | 57 | 55 |
| TOTAL | | 46 | 44 | 39 |
| T.P. Ratio with Vidya Volunteers | | 43 | 39 | 34 |

Note: Mandal-wise figures of Vidya Volunteers in position are not available.

Table - 5.41
PERFORMANCE IN S.S.C EXAMINATION (REGULAR) - MARCH, 2001
DISTRICT: WEST GODAVARI

| SL. NO. | NAME OF THE MANDAL | NUMBER APPEARED | NUMBER PASSED | PASS PERCENTAGE |
|------------------|--------------------|-----------------|---------------|-----------------|
| 01 | JEELUGUMILLI | 243 | 151 | 62.14 |
| 02 | BUTTAYAGUDEM | 526 | 431 | 81.94 |
| 03 | POLAVARAM | 202 | 148 | 73.27 |
| 04 | THALLAPUDI | 351 | 209 | 59.54 |
| 05 | GOPALAPURAM | 386 | 209 | 54.15 |
| 06 | KOYYALAGUDEM | 340 | 259 | 76.18 |
| 07 | JANGAREDDIGUDEM | 484 | 324 | 66.94 |
| 08 | T NARASAPURAM | 164 | 131 | 79.88 |
| 09 | CHINTALAPUDI | 593 | 380 | 64.08 |
| 10 | LINGAPALEM | 326 | 262 | 80.37 |
| 11 | KAMAVARAPUKOTA | 255 | 210 | 82.35 |
| 12 | DWARAKA TIRUMALA | 168 | 157 | 93.45 |
| 13 | NALLAJERLA | 464 | 363 | 78.23 |
| 14 | DEVARAPALLE | 465 | 369 | 79.35 |
| 15 | CHAGALLU | 326 | 202 | 61.96 |
| 16 | KOVVUR | 763 | 557 | 73.00 |
| 17 | NIDADAVOLE | 838 | 558 | 66.59 |
| 18 | TADEPALLIGUDEM | 1035 | 673 | 65.02 |
| 19 | UNGUTURU | 589 | 367 | 62.31 |
| 20 | BHIMADOLE | 462 | 348 | 75.32 |
| 21 | PADAVEGI | 435 | 285 | 65.52 |
| 22 | PEDAPADU | 508 | 345 | 67.91 |
| 23 | ELURU | 2342 | 1474 | 62.94 |
| 24 | DENDULURU | 400 | 230 | 57.50 |
| 25 | NIDAMARRU | 271 | 211 | 77.86 |
| 26 | GANAPAVARAM | 365 | 274 | 75.07 |
| 27 | PENTAPADU | 722 | 491 | 68.01 |
| 28 | TANUKU | 878 | 560 | 63.78 |
| 29 | UNDRAJAVARAM | 347 | 244 | 70.32 |
| 30 | PERAVALI | 466 | 366 | 78.54 |
| 31 | IRAGAVARAM | 347 | 250 | 72.05 |
| 32 | ATTILI | 462 | 275 | 59.52 |
| 33 | UNDI | 514 | 337 | 65.56 |
| 34 | AKIVEEDU | 499 | 352 | 70.54 |
| 35 | KALLA | 540 | 450 | 83.33 |
| 36 | BHEEMAVARAM | 1744 | 1142 | 65.48 |
| 37 | PALAKODERU | 744 | 558 | 75.00 |
| 38 | VEERAVASARAM | 512 | 268 | 52.34 |
| 39 | PENUMANTRA | 507 | 304 | 59.96 |
| 40 | PENUGONDA | 452 | 275 | 60.84 |
| 41 | ACHANTA | 502 | 360 | 71.71 |
| 42 | PODURU | 495 | 297 | 60.00 |
| 43 | PALACOLE | 1260 | 871 | 69.13 |
| 44 | YELAMANCHILI | 463 | 267 | 57.67 |
| 45 | NARASAPURAM | 1066 | 549 | 51.50 |
| 46 | MOGALTHUR | 318 | 166 | 52.20 |
| 99 | *** | 370 | 261 | 70.54 |
| T O T A L | | 26509 | 17770 | 67.03 |

*** School database is linked with SSC database. 11 schools (370 Candidates) could not be matched with any mandal in school database.

Teacher Education Institutions

Table - 6.11
DISTRICT INSTITUTION OF EDUCATION TRAINING
ENROLMENT

DISTRICT: WEST GODAVARI

2000-2001

| SL NO | NAME OF THE INSTITUTION | ALL | | | B.C. | | | S.C. | | | S.T. | | |
|----------|----------------------------|------|-------|-------|------|-------|-------|------|-------|-------|------|-------|-------|
| | | Boys | Girls | Total | Boys | Girls | Total | Boys | Girls | Total | Boys | Girls | Total |
| 1 | D.I.E.T | 156 | 73 | 229 | 59 | 31 | 90 | 19 | 8 | 27 | 3 | 2 | 5 |
| | NALLAJERLA | | | | | | | | | | | | |
| | TOTAL | 156 | 73 | 229 | 59 | 31 | 90 | 19 | 8 | 27 | 3 | 2 | 5 |

Table - 6.12
DISTRICT INSTITUTION OF EDUCATION TRAINING
TEACHERS

DISTRICT: WEST GODAVARI

2000-2001

| SL NO | NAME OF THE INSTITUTION | ALL | | | B.C. | | | S.C. | | | S.T. | | |
|----------|----------------------------|-----|-------|-------|------|-------|-------|------|-------|-------|------|-------|-------|
| | | Men | Women | Total | Men | Women | Total | Men | Women | Total | Men | Women | Total |
| 1 | D.I.E.T | 10 | 2 | 12 | 4 | - | 4 | 2 | 1 | 3 | - | - | - |
| | NALLAJERLA | | | | | | | | | | | | |
| | TOTAL | 10 | 2 | 12 | 4 | - | 4 | 2 | 1 | 3 | - | - | - |

Table - 6.21
COLLEGES OF EDUCATION (B.Ed)
ENROLMENT

DISTRICT: WEST GODAVARI

2000-2001

| SL NO | NAME OF THE INSTITUTION | ALL | | | B.C. | | | S.C. | | | S.T. | | |
|-------|--|------|-------|-------|------|-------|-------|------|-------|-------|------|-------|-------|
| | | Boys | Girls | Total | Boys | Girls | Total | Boys | Girls | Total | Boys | Girls | Total |
| 1 | AKULA SRIRAMULU COLLEGE OF EDUCATION TANUKU | 108 | 51 | 159 | 52 | 27 | 79 | 19 | 12 | 31 | 12 | - | 12 |
| 2 | NAGARJUNA COLLEGE OF EDN WEST GODAVARI | 78 | 42 | 120 | 16 | 6 | 22 | 4 | 2 | 6 | 1 | - | 1 |
| 3 | D.N.R.COLLEGE OF EDUCATION BHEMAVARAM | 61 | 26 | 87 | 31 | 13 | 44 | 10 | 1 | 11 | 5 | 1 | 6 |
| 4 | G.T.P COLLEGE OF EDUCATION FOR WOMEN BHIMAVARAM | - | 160 | 160 | - | 35 | 35 | - | 35 | 35 | - | 1 | 1 |
| 5 | SIR COLLEGE OF EDUCATION ELURU | 80 | 40 | 120 | 12 | 8 | 20 | 11 | 5 | 16 | 6 | 3 | 9 |
| 6 | ST.JOHN COLLEGE OF EDUCATION ELURU WEST GODAVARI | 52 | 23 | 75 | 7 | 6 | 13 | 4 | 2 | 6 | 1 | - | 1 |
| TOTAL | | 379 | 342 | 721 | 118 | 95 | 213 | 48 | 57 | 105 | 25 | 5 | 30 |

Table - 6.22
COLLEGES OF EDUCATION (B.Ed)
TEACHERS

DISTRICT: WEST GODAVARI

2000-2001

| SL NO | NAME OF THE INSTITUTION | ALL | | | B.C. | | | S.C. | | | S.T. | | |
|-------|--|-----|-------|-------|------|-------|-------|------|-------|-------|------|-------|-------|
| | | Men | Women | Total | Men | Women | Total | Men | Women | Total | Men | Women | Total |
| 1 | AKULA SRIRAMULU COLLEGE OF EDUCATION TANUKU | 9 | 2 | 11 | 5 | - | 5 | 1 | - | 1 | - | - | - |
| 2 | NAGARJUNA COLLEGE OF EDN WEST GODAVARI | 8 | 5 | 13 | 3 | - | 3 | - | 1 | 1 | - | - | - |
| 3 | D.N.R.COLLEGE OF EDUCATION BHEMAVARAM | 6 | 4 | 10 | - | - | - | 1 | - | 1 | - | - | - |
| 4 | G.T.P COLLEGE OF EDUCATION FOR WOMEN BHIMAVARAM | 6 | 14 | 20 | 4 | - | 4 | - | - | - | - | - | - |
| 5 | SIR COLLEGE OF EDUCATION ELURU | 8 | 5 | 13 | 3 | - | 3 | - | - | - | - | - | - |
| 6 | ST.JOHN COLLEGE OF EDUCATION ELURU WEST GODAVARI | 8 | 2 | 10 | 2 | - | 2 | 1 | - | 1 | - | - | - |
| TOTAL | | 45 | 32 | 77 | 17 | - | 17 | 3 | 1 | 4 | - | - | - |

Table - 6.31
COLLEGES OF EDUCATION (M.Ed)
ENROLMENT

DISTRICT: WEST GODAVARI

2000-2001

| SL NO | NAME OF THE INSTITUTION | ALL | | | B.C. | | | S.C. | | | S.T. | | |
|----------|---|------|-------|-------|------|-------|-------|------|-------|-------|------|-------|-------|
| | | Boys | Girls | Total | Boys | Girls | Total | Boys | Girls | Total | Boys | Girls | Total |
| 1 | D.N.R COLLEGE OF EDUCATION BHEMAVARAM | 16 | 4 | 20 | 9 | 2 | 11 | 3 | 2 | 5 | - | - | - |
| | TOTAL | 16 | 4 | 20 | 9 | 2 | 11 | 3 | 2 | 5 | - | - | - |

Table - 6.32
COLLEGES OF EDUCATION (M.Ed)
TEACHERS

DISTRICT: WEST GODAVARI

2000-2001

| SL NO | NAME OF THE INSTITUTION | ALL | | | B.C. | | | S.C. | | | S.T. | | |
|----------|---|-----|-------|-------|------|-------|-------|------|-------|-------|------|-------|-------|
| | | Men | Women | Total | Men | Women | Total | Men | Women | Total | Men | Women | Total |
| 1 | D.N.R COLLEGE OF EDUCATION BHEMAVARAM | - | - | - | - | - | - | - | - | - | - | - | - |
| | TOTAL | - | - | - | - | - | - | - | - | - | - | - | - |

Table - 6.51
HINDI PANDIT TRAINING CENTERS
ENROLMENT

DISTRICT: WEST GODAVARI

2000-2001

| SL NO | NAME OF THE INSTITUTION | ALL | | | B.C. | | | S.C. | | | S.T. | | |
|-------|--|------|-------|-------|------|-------|-------|------|-------|-------|------|-------|-------|
| | | Boys | Girls | Total | Boys | Girls | Total | Boys | Girls | Total | Boys | Girls | Total |
| 1 | HINDI SIKSHAK PRASIKSHAN MAHAVIDYALAYA ELURU | 18 | 42 | 60 | 7 | 13 | 20 | 4 | 3 | 7 | 3 | - | 3 |
| TOTAL | | 18 | 42 | 60 | 7 | 13 | 20 | 4 | 3 | 7 | 3 | - | 3 |

Table - 6.52
HINDI PANDIT TRAINING CENTERS
TEACHERS

DISTRICT: WEST GODAVARI

2000-2001

| SL NO | NAME OF THE INSTITUTION | ALL | | | B.C. | | S.C. | | | S.T. | | | |
|-------|--|-----|-------|-------|------|-------|-------|-----|-------|-------|-----|-------|-------|
| | | Men | Women | Total | Men | Women | Total | Men | Women | Total | Men | Women | Total |
| 1 | HINDI SIKSHAK PRASIKSHAN MAHAVIDYALAYA ELURU | 3 | - | 3 | 2 | - | 2 | - | - | - | - | - | - |
| TOTAL | | 3 | - | 3 | 2 | - | 2 | - | - | - | - | - | - |

Table - 6.71
COLLEGES OF PHYSICAL EDUCATION
ENROLMENT

DISTRICT: WEST GODAVARI

2000-2001

| SL NO | NAME OF THE INSTITUTION | ALL | | | B.C. | | | S.C. | | | S.T. | | |
|----------|---|------|-------|-------|------|-------|-------|------|-------|-------|------|-------|-------|
| | | Boys | Girls | Total | Boys | Girls | Total | Boys | Girls | Total | Boys | Girls | Total |
| 1 | S.S.R.GOV'T.COLLEGE OF PHYSICAL EDUCATION DENDULARU | 6 | 4 | 10 | 5 | 3 | 8 | - | - | - | - | - | - |
| TOTAL | | 6 | 4 | 10 | 5 | 3 | 8 | - | - | - | - | - | - |

Table - 6.72
COLLEGES OF PHYSICAL EDUCATION
TEACHERS

DISTRICT: WEST GODAVARI

2000-2001

| SL NO | NAME OF THE INSTITUTION | ALL | | | B.C. | | | S.C. | | | S.T. | | |
|----------|---|-----|-------|-------|------|-------|-------|------|-------|-------|------|-------|-------|
| | | Men | Women | Total | Men | Women | Total | Men | Women | Total | Men | Women | Total |
| 1 | S.S.R.GOV'T.COLLEGE OF PHYSICAL EDUCATION DENDULARU | 4 | 1 | 5 | 1 | - | 1 | - | - | - | - | - | - |
| TOTAL | | 4 | 1 | 5 | 1 | - | 1 | - | - | - | - | - | - |

Cadre-Wise Teachers

Table - 7.11
PARTICULARS OF TEACHERS UNDER THE CONTROL OF LOCAL BODIES MANagements

DISTRICT: WEST GODAVARI

2000-2001

| SL. NO. | CADRE | MANDALA PRASIHAD | | | ZILLA PARISHAD | | | MUNICIPALITIES | | | TOTAL | | |
|--------------|------------------------------|-------------------------|----------------|---------------|-------------------------|----------------|---------------|-------------------------|----------------|---------------|-------------------------|----------------|---------------|
| | | NO.OF POSTS SANCTI-ONED | NO.IN POSITION | NUMBER VACANT | NO.OF POSTS SANCTI-ONED | NO.IN POSITION | NUMBER VACANT | NO.OF POSTS SANCTI-ONED | NO.IN POSITION | NUMBER VACANT | NO.OF POSTS SANCTI-ONED | NO.IN POSITION | NUMBER VACANT |
| 1 | HEAD MASTER (HIGH SCHOOLS) | 0 | 0 | 0 | 186 | 159 | 27 | 24 | 23 | 1 | 210 | 182 | 28 |
| 2 | HEAD MASTER (U.P.SCHOOLS) | 201 | 165 | 36 | 0 | 0 | 0 | 17 | 15 | 2 | 218 | 180 | 38 |
| 3 | SCHOOL ASSISTANT | 310 | 277 | 33 | 1050 | 1010 | 40 | 159 | 142 | 17 | 1519 | 1429 | 90 |
| 4 | LANGUAGE PANDITS (GRADE -I) | 0 | 0 | 0 | 379 | 343 | 36 | 63 | 52 | 11 | 442 | 395 | 47 |
| 5 | LANGUAGE PANDITS (GRADE -II) | 115 | 97 | 18 | 350 | 312 | 38 | 84 | 53 | 31 | 549 | 462 | 87 |
| 6 | S.G.T | 7291 | 6733 | 558 | 514 | 502 | 12 | 897 | 567 | 330 | 8702 | 7802 | 900 |
| 7 | P.E.Ts | 3 | 3 | 0 | 211 | 197 | 14 | 43 | 33 | 10 | 257 | 233 | 24 |
| 8 | MUSIC | 4 | 4 | 0 | 2 | 1 | 1 | 13 | 6 | 7 | 19 | 11 | 8 |
| 9 | DANCE | 0 | 0 | 0 | 1 | 1 | 0 | 0 | 0 | 0 | 1 | 1 | 0 |
| 10 | CRAFT INSTRUCTOR | 6 | 3 | 3 | 160 | 115 | 45 | 29 | 17 | 12 | 195 | 135 | 60 |
| 11 | OTHER TEACHERS | 0 | 0 | 0 | 108 | 70 | 38 | 6 | 4 | 2 | 114 | 74 | 40 |
| TOTAL | | 7930 | 7282 | 648 | 2961 | 2710 | 251 | 1335 | 912 | 423 | 12226 | 10904 | 1322 |

Table - 7.12
PARTICULARS OF TEACHERS UNDER THE CONTROL OF GOVERNMENT/LOCAL BODY/PRIVATE AIDED MANagements
 DISTRICT: WEST GODAVARI 2000-2001

| SL. NO. | CADRE | GOVERNMENT (Under the control of Dept.of School Education) | | | LOCAL BODY | | | PRIVATE AIDED | | | TOTAL | | |
|--------------|------------------------------|--|----------------|---------------|-------------------------|----------------|---------------|-------------------------|----------------|---------------|-------------------------|----------------|---------------|
| | | NO.OF POSTS SANCTI-ONED | NO.IN POSITION | NUMBER VACANT | NO.OF POSTS SANCTI-ONED | NO.IN POSITION | NUMBER VACANT | NO.OF POSTS SANCTI-ONED | NO.IN POSITION | NUMBER VACANT | NO.OF POSTS SANCTI-ONED | NO.IN POSITION | NUMBER VACANT |
| 1 | HEAD MASTER (HIGH SCHOOLS) | 16 | 9 | 7 | 210 | 182 | 28 | 34 | 32 | 2 | 260 | 223 | 37 |
| 2 | HEAD MASTER (U.P.SCHOOLS) | 0 | 0 | 0 | 218 | 180 | 38 | 0 | 0 | 0 | 218 | 180 | 38 |
| 3 | SCHOOL ASSISTANT | 91 | 57 | 34 | 1519 | 1429 | 90 | 229 | 207 | 22 | 1839 | 1693 | 146 |
| 4 | LANGUAGE PANDITS (GRADE -I) | 39 | 33 | 6 | 442 | 395 | 47 | 80 | 76 | 4 | 561 | 504 | 57 |
| 5 | LANGUAGE PANDITS (GRADE -II) | 23 | 14 | 9 | 549 | 462 | 87 | 93 | 70 | 23 | 665 | 546 | 119 |
| 6 | S.G.T | 57 | 38 | 19 | 8702 | 7802 | 900 | 1159 | 991 | 168 | 9918 | 8831 | 1087 |
| 7 | P.E.Ts | 27 | 19 | 8 | 257 | 233 | 24 | 58 | 55 | 3 | 342 | 307 | 35 |
| 8 | MUSIC | 4 | 3 | 1 | 19 | 11 | 8 | 2 | 2 | 0 | 25 | 16 | 9 |
| 9 | DANCE | 0 | 0 | 0 | 1 | 1 | 0 | 3 | 3 | 0 | 4 | 4 | 0 |
| 10 | CRAFT INSTRUCTOR | 18 | 6 | 12 | 195 | 135 | 60 | 30 | 22 | 8 | 243 | 163 | 80 |
| 11 | OTHER TEACHERS | 15 | 9 | 6 | 114 | 74 | 40 | 12 | 8 | 4 | 141 | 91 | 50 |
| TOTAL | | 290 | 188 | 102 | 12226 | 10904 | 1322 | 1700 | 1466 | 234 | 14216 | 12558 | 1658 |

Non-Teaching Staff Particulars

Table - 8.11
NON TEACHING STAFF AND FIELD FUNCTIONARIES PARTICULARS
AS ON 1-1-2001

DISTRICT: WEST GODAVARI

| SL NO | NAME OF THE POST | NO.OF POSTS SANCTIONED | NO.IN POSITION | NO. VACANT |
|-------------------------------|-----------------------------|------------------------|----------------|------------|
| I. FILED FUNCTIONARIES | | | | |
| 1 | Deputy Inspector os Schools | 2 | 2 | - |
| 2 | Mandal Educational Officers | 44 | 36 | 8 |
| 3 | Project Officers (NFE) | 12 | 11 | 1 |
| 4 | Addl.Dy Inspector of School | - | - | - |
| 5 | Jr.Dy.Inspector of School | 2 | - | 2 |
| II. NON-TEACHING STAFF | | | | |
| 6 | Superintandants | 4 | 4 | - |
| 7 | Auditors | 1 | 1 | - |
| 8 | Senior Assts. | 20 | 20 | - |
| 9 | U.D.Stenos | - | - | - |
| 10 | Jr.Asst. | 45 | 42 | 3 |
| 11 | L.D.Stenos | 1 | 1 | - |
| 12 | Typists | 5 | 5 | - |
| 13 | Record Asst. | 15 | 14 | 1 |
| 14 | Class IV Posts | 48 | 42 | 6 |
| TOTAL | | 199 | 178 | 21 |

NIEPA DC



D11576

LIBRARY & DOCUMENTATION CENTRE
National Institute of Educational
Planning and Administration.
17-B, Sri Aurobindo Marg,
New Delhi-110016
DOC, No..... D-11576
Date..... 12-08-2002.