

SARVA SHIKSHA ABHIYAN

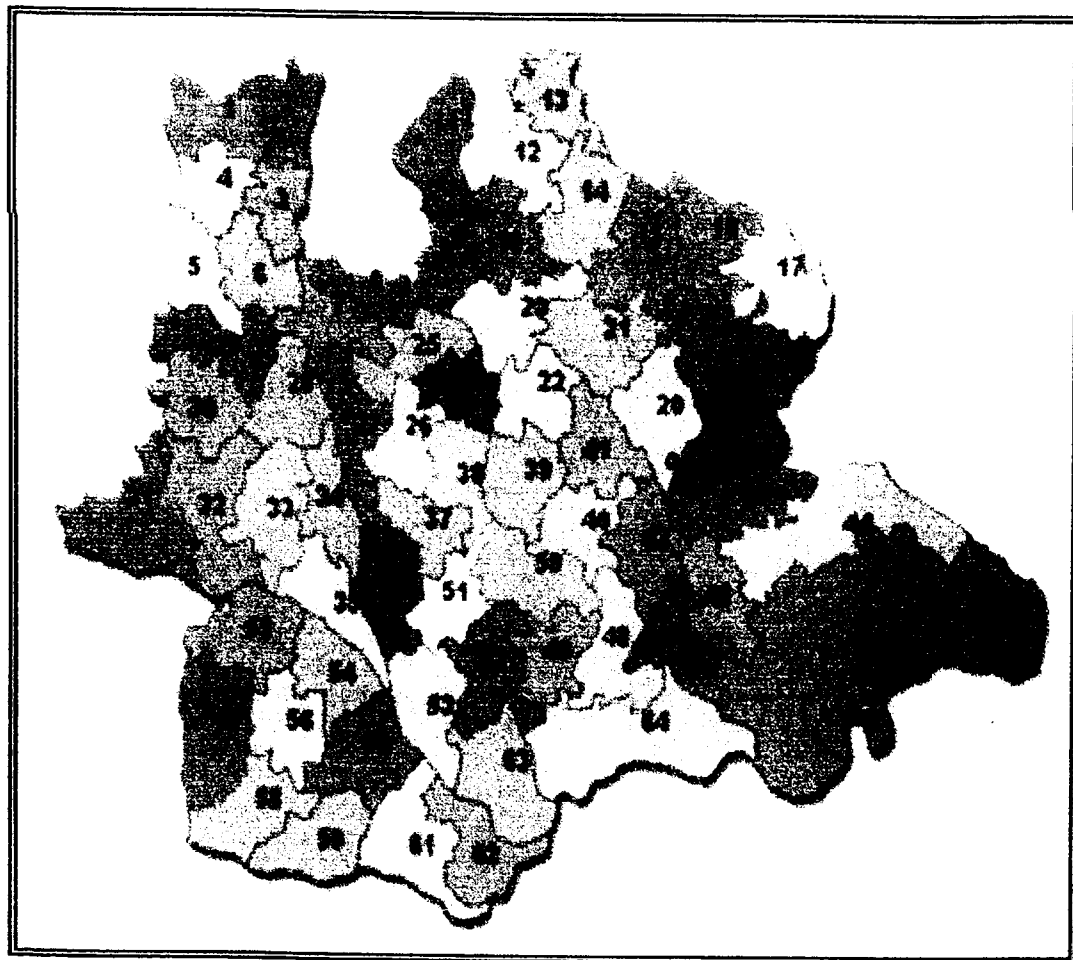
PERSPECTIVE PLAN

2004 - 2007



MAHABUBNAGAR DISTRICT
ANDHRA PRADESH

Mahabubnagar Dist.



Mahabubnagar Mandal List

Mandal (Code)	Mandal Name	Mandal Code	Mandal Name	Mandal Code	Mandal Name
1	Kodangal	23	Jadcherla	45	Amrabad
2	Bomraspeta	24	Bhoothpur	46	Balmoor
3	Kosgi	25	Mahbubnagar	47	Lingal
4	Doulatabad	26	Addakal	48	Peddakothapalle
5	Damaragidda	27	Devarkadara	49	Kodair
6	Maddur	28	Dhanwada	50	Gopalpeta
7	Koilkonda	29	Narayanpet	51	Wanaparthi
8	Hanwada	30	Utkoor	52	Pangal
9	Nawabpet	31	Maganoor	53	Pebbalr
10	Balanagar	32	Makthal	54	Gadwal
11	Kondurg	33	Narva	55	Dharur
12	Farooqnagar	34	Chinna Chintta Kunta	56	Maldakal
13	Kothur	35	Atmakur	57	Ghattu
14	Keshampeta	36	Kothakota	58	Aiza
15	Talakondapalle	37	Peddmandadi	59	Waddepalle
16	Amangal	38	Ghanpur	60	Itikyal
17	Madgul	39	Bijinapalle	61	Manopadu
18	Vangoor	40	Nagar Kurnool	62	Alampur
19	Veldanda	41	Tadoor	63	Veepangandla
20	Kalwakurthy	42	Telkapalle	64	Kollapur
21	Midjil	43	Uppununthala		
22	Thimmajipeta	44	Achampeta		



ABBREVIATIONS

AAS	Access and Alternative Schooling
AC	Awareness Campaign
APC	Additional Project Co-Ordinator
AWP&B	Annual Work Plan and Budget
AWC	Anganwadi Centres
APSHEP	Andhra Pradesh School Health Education Programme
APPEP	Andhra Pradesh Primary Education Programme
AMO	Academic Monitoring Officer
ASPD	Additional State Project Director
BC	Backward Caste
BL	Books & Libraries
BRC	Block Resource Centre
CAP	Capacity Building
CMO	Community Mobilisation Officer
CO	Consumables & Office Expenses
CW	Civil Works
CWS	Civil Works
C&DSE	Commissioner & Director of School Education
CA	Chartered Accountant
CRC	Cluster Resource Centre
DEO	District Educational Officer
DEP	Distance Education
DIET	District Institute of Education and Training
DISE	District Information System for Education
DPO	District Project Office
Dy.E.O	Deputy Educational Officer
DPEP	District Primary Education Programme
DRC	District Resource Centre
DRG	District Resource Group

ECE	Early Childhood Education
EGS	Education Guarantee Scheme
EMIS	Education Management and Information System
EQ	Equipment
FAG	Focus Areas/ Groups
FU	Furniture
FAO	Finance & Accounts Officer
GCDO	Girl Child Development Officer
GED	Girls Education
GER	Gross Enrolment Ratio
GOAP	Government of Andhra Pradesh
GOI	Government of India
GVVK	Girijan Vidhya Vikas Kendra
HO	Honorarium
HI	Hearing Impaired
ICDS	Integrated Child Development Society
IASE	Institute of Advanced Studies in Education
IED	Integrated Education for the Disabled
IN	Innovations
ITDA	Integrated Tribal Development Agency
JRM	Joint Review Mission
JRY	Jawahar Rojgar Yojana
LC	Local Consultants
LC	Leprosy Cured
MED	Media
MEO	Mandal Educational Officer
MIS	Management Information System
MLL	Minimum Levels of Learning
MRC	Mandal Resource Center
MRP	Mandal Resource Person
MRG	Mandal Resource Group
MR	Mentally Retorted

MOU	Memorandum of Understanding
MTA	Mother Teacher Association
NCLP	National Child Labour Project
NGO	Non Government Organization
NPEGEL	National Programme for Education of Girls at Elementary Level
OBB	Operation Blackboard
OP	Equipment Operation & Maintenance
OSE	Out of School Children
OH	Othopedically Handicapped
PEC	Panchayath Education Committee
PED	Pedagogy & School Improvement
PLM	Planning and Management
PMIS	Project Management Information System
PMT	Project Management
PTA	Parent Teacher Association
PCO	Planning Coordinator
PD	Project Director
POA	Programme of Action
PH	Physically Handicapped
R&E	Research & Evaluation
RE	Research Studies
RWS	Rural Water Supply
SA	Salaries
SAMO	State Academic Monitoring
SAM	State Appraisal Mission
SC	Scheduled Caste
SCERT	State Council of Education Research and Training
SCPR	School Complex Resource Person
SCo	School Complex
SPO	State Project Officer

SPD	State Project Director
SEC	School Education Committee
SEN	Children with Special Educational Needs
SHG	Self Help Groups
SIEMAT	State Institute of Educational Management and Technology
SIET	State Institute of Educational Technology
SPD	State Project Director
SRG	State Resource Group
SSA	Sarva Shiksha Abhiyan
ST	Scheduled Tribes
TC	Teacher Centre
TC	Training Cost including TA & DA
TLE	Teaching Learning Equipment
TLM	Teaching Learning Material
TPR	Teacher Pupil Ratio
UEE	Universalisation of Elementary Education
UGE	Universalisation of Girls Education
UPE	Universal Primary Education
UPS	Upper Primary Schools
VEC	Village Education Committee
VH	Vehicles
VI	Visually Impaired
VV	Vidya Volunteers (Para Teacher)
WS	Workshops & Seminars

SARVA SHIKSHA ABHIYAN - MAHABUBNAGAR DIST. 2004-2007
INDEX

Sl. No	CONTENT	Page No.	
		From	To
I	Introduction	1	3
II	Process of Plan Formation	4	9
III	State and District Profile	10	13
IV	Educational Scenario	14	25
V	Problems & Issues	26	36
VI	Strategies & Interventions - Component Wise	37	37
6.1	Access - PS & UPS Schools & Teachers	37	40
6.2	Quality Improvement	41	47
6.3	Special Focused Groups (Innovative Activities)	47	52
6.4	Education of Children with special Needs (IED)	53	54
6.5	Education of Out of School Children - Urban deprived children	55	59
6.6	Research, Evaluation, Supervision & Monitoring	60	61
6.7	Management Structure and Institutional Capacity building	61	62
6.8	Community Mobilisation	63	63
6.9	Civil Works	63	69
VII	Management Information System	70	73
VIII	Management Structure	74	76
IX	Convergence & Linkages	77	90

Sl. No	CONTENT	Page No.	
		From	To
X	Activities and Budgeting (Component Wise)		
10.1	Access - PS & UPS Schools - Teachers	91	91
10.2	Quality Improvement	91	91
10.3	Special Focussed Groups (Innovations)	92	92
10.4	Education of Children with Special Needs (CWSN)	92	92
10.5	Education of Out of School Children - Urban deprived Children	92	92
10.6	Research, Evaluation, Supervision & Monitoring	93	93
10.7	Management Structure & Institutional Capacity Building	93	93
10.8	Community Mobilisation	94	94
10.9	Civil Works	94	94
10.10	Budget Summary (Perspective)		
	Budget Tables		
	Annexures		

CHAPTER – I

INTRODUCTION

CHAPTER- I

Demographic Profile of the District

1.1 Introduction

Mahabubnagar is one of the largest districts in Andhra Pradesh situated on the southern part of the Telangana region. It is surrounded by Ranga Reddy District on the northern side, Gulbarga and Raichur districts of Karnataka state on the Western side, Guntur and Nalgonda on the Eastern side ; it is separated from Rayalaseema by the river, Thungabadra on the Southern side. It was under the Nizam rule before reorganisation of states .

There are 64 mandals and three (3) urban areas in this district consisting of 1508 villages with a population of 35,13,299 as per 2001 census. The literacy rate of this district is 45.53%

Agriculture:

Agriculture is the main occupation of the people. They depend on rainwater for cultivation, though two rivers (1) Krishna and (2) Tungabadra flow through this district. Some parts of the districts are blessed with the water of Jurala Priyadarshini, Koilsagar, Saralasagar, and RDS canal. Major crops are Paddy, Jawar, ground nuts. Many families depend on agriculture or else migrate in search of livelihood. 8 lakh people migrate to various parts of the country every year. Thus the seasonal migration is one of the hurdles in achieving 100% enrolment. It is common across the district; and it is unfortunate that the labour from this district is well known as Palamoor labour who are for working across the count.

The habitations are scattered here and therein the extreme eastern mandal i.e. Amrabad, majority of area is covered with forests and Nalamala hills – Chenchu, Koyas live in isolated habitations and they dependent on forest products only.

Industries:

Majority number of industries or factories are situated in Kothur and Farooqnagar mandals; and spinning mills are situated in Makthal, Kalwakurthy, Mahabubnagar , Amangal, and Balanagar which are very near to Hyderabad.

Pilgrimage Centres:

Alampur, situated on the bank of river Thungabadra is known as Dakshina Kashi; and Umamaheshwaram, Jataprole, Manyamkonda, Beechupally Chenna Keshava Temple of Ghanpur are the important religious places in the district; Excavation has been done near Gangapur and some Boudda Aramas, Statues of Buddha are found out.



Historical importance:

“Pillalamarri” which is 3 Kms away from Mahabubnagar district headquarter is the oldest tree spread over 5 acres of land. It is one of the historical places in Mahabubnagar district.

Pillallamarri _ Mahabubnagar

Pangal, Jattaprole forts Nizamkonda near Krishna river at Beechupalli are the historical places.

The National High Way no. 7 facilitates transport to meet North and South of the country. Narayan pet, Gadwal ,Kotha kota are the places famous for silk and cotton sarees across the district.

Child Labour:

Many school age children are forced to work in cotton fields, industries and mines (Doulthabad and Kodangal mandals). Child labour is the major problem in achieving 100% enrolment in the district. Poverty and illiteracy are the main hurdles; so the parents are forced to make children work somewhere else and earn their livelihood.

Language:

Telugu is the local language, the second known language is Urdu. In western border villages, people do speak Kannada besides Telugu.

The dialect slightly varies in mandals that are near to state borders.

Superstitions:

The jogini system and child marriages are still prevailing specially in Narayan pet (Division) due to illiteracy. Social discrimination is also one of the barriers in achieving UEE in the district. In most of the mandals the SCs are not allowed into public places such as temples and other holy places.

The district covers an extent of 17455.57Sq.kms and occupies of the total area of the state.

CHAPTER – II

PROCESS OF PLAN FORMATION

CHAPTER- II

Process of Plan Formulation.

The main objective being universalisation of Elementary Education “Every child in the country” should be in the school” is the constitutional provision. Unfortunately this has not been realized. However there has been a remarkable increase in enrolment with the launching of District Primary Education Programme in 1998. Both DPEP and SSA stress the need for community participation in the planning process. It is crystal clear that only with the involvement of Community, its own ness of school and demand, UEE can be best achieved. The success of any programme depends on the quality and the extent of community participation in micro planning, implementation at habitation level. In other words this planning is a bottom to top programme.

It is aimed at 100% enrolment, retention of 5 – 10 years age group children where as SSA aims at the schooling of all the children in the age group of 5 – 14.

Objectives of SSA:

- *All children should be in school through Education Guarantee Centre, Alternate School, ‘Back to School’ Camps by 2007*
- *All children should complete five years of primary schooling by 2005*
- *All children should complete eight years of elementary schooling by 2007.*
- *Focus on elementary education of satisfactory quality with emphasis on education for life.*
- *Bridge all gender and social category gaps at primary stage by 2005 and at elementary education level by 2007*
- *Universal retention by 2007.*

Pre-Project Activities:

The Additional Project Co-ordinator, Academic Monitoring Officer, Community Mobilisation Officer, one lecturer from DIET and one DRP from the district have been involved in SSA planning at state level on March 4th,2004 ;the participants have been familiarized with every detail of SSA programme.

District Core Group:

A district core group was formed with District Collector as the chairman and the District Educational Officer as a member convener with following other members.

- ◆ *Joint Collector*
- ◆ *Project Officer, DPIP*
- ◆ *Project Director, ITDA*
- ◆ *Chief Executive Officer, Zilla Parshad.*
- ◆ *Additional Project Co-ordinator, DPEP.*
- ◆ *Deputy Director Adult Education.*
- ◆ *Principal, CTE*
- ◆ *Principal, DIET*
- ◆ *Deputy Educational Officers*
- ◆ *Project Director, NCLP*
- ◆ *Lecturers, DIET*
- ◆ *DSWO*
- ◆ *DLO*
- ◆ *Municipal Commissioner*
- ◆ *Co-ordinator, Open Schools*
- ◆ *Women & Child Welfare officer*
- ◆ *Prominent NGOs.*

The decided to formulate the Mandal planning team, Panchayath planning team and Habitation planning teams with cross section of society.

Mandal Level:

The Mandal level core group consists of Mandal Educational Officer, Mandal Resource Persons and District Resource Persons. The core group was constituted for finalization of SSA at Mandal level with the following

- ◆ *President Mandal Parishad*
- ◆ *MPTC Member,*
- ◆ *Sarpanch (1)*
- ◆ *Chair Persons, SEC (2)*
- ◆ *MPDOs*
- ◆ *MRO*
- ◆ *Mandal Educational Officer*
- ◆ *Representatives from teacher organizations*
- ◆ *Secondary School Head Masters,*
- ◆ *NGOs & Corporate Bodies like 'NAANDI'*
- ◆ *Self help groups/DWCRA*

Mandal planning team has given orientation to the habitation planning team in the Mandal. The draft plans were put before the general body meeting for suggestion and refinement; after getting approval the Mandal plan was submitted to the District.

Panchayath Planning Team

- ◆ *Chair person and members of School Education committee.*
- ◆ *H Ms of PS & UPS*
- ◆ *Youth Group Members*
- ◆ *Self Help Group*
- ◆ *AWC/ECE Instructor*
- ◆ *People interested in Education field*

Development of database:

The family survey sheet data and the recently completed DISE – 2003-04 data have been used as resource material. In addition to the above the latest particulars collected during the Chaduvula Panduga celebrations are taken as resource material..

Gram Sabha:

The gramsabhas have been conducted at Gram Panchayath level through out the district in all mandals as per given time schedule. People belonging to different socio economic groups actively participated and shared their experiences. The Gram Sabhas have resolved to take all the responsibility of enrolling every school age child in the school and also resolved to provide needed land for their school buildings on free of cost; the school level plans are finalised. The gram sabhas finalized the school level plans.

Work Shop on Issues in Elementary Education:

A two day workshop was organized at District head quarters to discuss about various issues of Primary and Upper Primary level of Education. The participants were.

- ❖ People's representatives – Mandal Parishad Presidents, ZPTC Members, Sarpanches.
- ❖ School Education Committee Members.
- ❖ Non-Governmental Organizations.
- ❖ DIET Faculty.
- ❖ Mandal Educational Officer
- ❖ Teacher Union representatives.
- ❖ District Resource Persons.
- ❖ Correspondents of Private Schools.

The issues discussed about – Access, Enrolment, Retention and Quality of Education at Primary and Upper Primary stages. The group reports were consolidated and the strategies suggested in the Workshop are included in the Sarva Shiksha Abhiyan Perspective Plan.

The Mandal Plans were received from 10th March'2004 by the District Planning Team. The Mandal and Habitation specific issues were consolidated and the present perspective plan of Sarva Shiksha Abiksha Abhiyan is developed.

In addition to the above, the implications of year long activities, the field realities and the interactions with different individuals viz., Teachers, T.C Secretaries, Mandal Resource Persons, Mandal Educational Officer and the interactions with Institutional Agencies viz., School Education Committees, Self Help Groups, Mother Associations etc have become the realistic base for the preparation of the Sarva Shiksha Abhiyan perspective plan – 2004-2007.

In this cascade mode of operation of the plan it is expected that the results will have least possible or negligible and the plan will yield the maximum benefit of achieving the objectives of Sarva Shiksha Abhiyan.

Preparation SSA Perspective Plan – Mahabubnagar

- 28-02-2004 District level meeting on NPEGEL.**
- 01-3-2004 Work Shop on Preparation of Annual Work Plan and Perspective at State Level**
- 02-3-2004 Interaction on Sarva Shiksha Abhiyan with Chariperson, Officers of Other Concern Department and Education.**
- 04-3-2004 to 10-3-2004 Wide Propaganda in New Papers and Media**
- 05-3-2004 Orientation to District Educational Committee.**
- 06-3-2004 Meeting with District Planning Group (DPO & DIET)**
- 3-03-2004 Work shop on the preparation of Habitation Plan and Mandal Plans.**
- 4-03-204 Orientation to Head Masters and SEC Chairpersons.**
- 09-3-2004 Receiving of Micro Planning Data by the District Level Team.**
- 18-3-2004 Consolidation of Data at DPO**
- 20-03-2004 Preparation of District Plan**

CHAPTER – III

DISTRICT PROFILE

CHAPTER- III

DISTRICT PROFILE

Mahabubnagar is the District situated on the extreme southern part of Telangana region of Andhra Pradesh. The population of the District in 1991 and 2001 is shown below.

3.1 Mandals and Habitations

District Area in Sq. Kms	No. of Mandals	No. of Habitations	No. of Panchayats	No. of Rev. Vilgs	No. of Municipalities	No. of Rev. Divisions
17455.57	64	3051	1348	1508	3	5

(Mandal-wise, Habitations & Panchayats are at the Annexure)

3.1 a. Population - All

Population 1991			Population 2001			Sex Ratio		Growth Rate	
Male	Female	Total	Male	Female	Total	1991	2001	1991	2001
1606653	1554443	3161096	1785204	1728095	3513299	1000:967	1000:968		11%

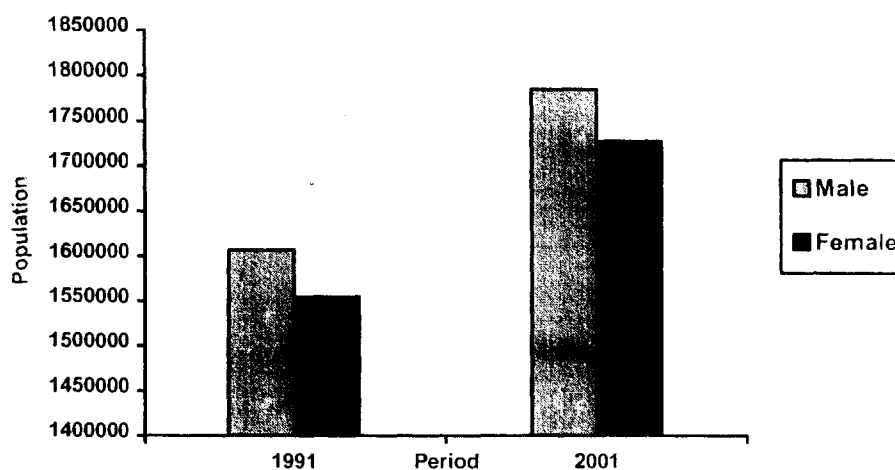
Source : Micro Planning

Population all Community						Population of SC/ ST					
Urban			Rural			SC			ST		
Male	Female	Total	Male	Female	Total	Male	Female	Total	Male	Female	Total
117747	113038	230785	1692090	1618556	3310646	304628	296299	600927	143115	135587	278702

Source : Micro Planning

93.48% of Population of Mahabubnager district reside in rural area . Among all, SC population is 16.96% and ST population is 7.86% . Female Population of SC community is 49.3% where as ST Female Population is 48.64%.

Chart showing the Growth rate of Population (per 1000)



Trend Analysis:

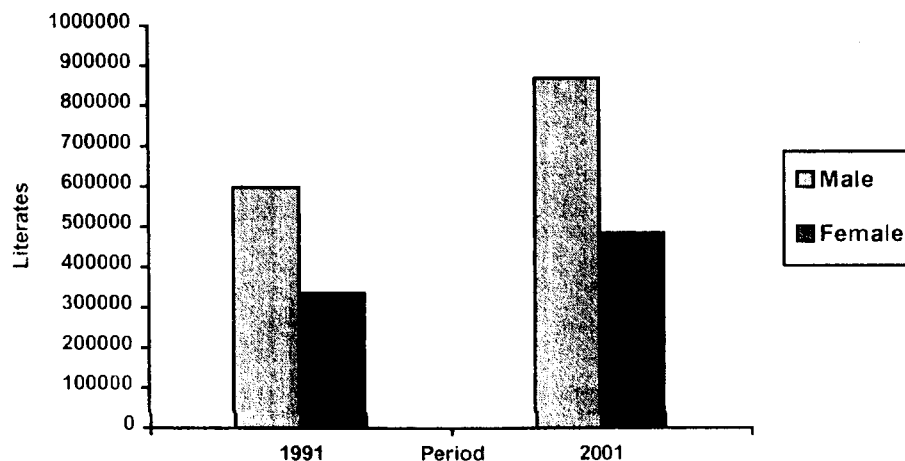
- ❖ *Compared to 1991 census, the growth rate of the population in the district is 11.14% as per the census 2001.*
- ❖ *The sex ratio was 1000:967 in 1991 and now it is 1000 :968 according to 2001 census.*
- ❖ *The population (28833) of Lingal Mandal is the lowest in the district and Mahabubnagar(U) is the highest with 1,39,535 population.*
- ❖ *The density of population in Amrabad is the lowest with 43.86 and Wanaparthy Mandal stands at the highest density of 506.05.*

3.2 Literacy - District

All

Literacy 1991			Literacy 2001			Decadal Increment		
Male	Female	Total	Male	Female	Total	Male	Female	Total
598537	335746	934283	868011	482705	1350716	45%	44%	45%

Chart showing the Incremental rate of Literacy gender wise:



3.2 Data on Literacy rate: All Communities Mahabubnager . Dist.

Male	Female	Total
57.87	32.83	45.53

3.2a Inter Mandal Variations:

Mahabubnager Mandal(including urban area) stands at the highest literacy rate i.e 74.02 where as Gattu Mandal stands at the lowest literacy rate i.e. 22.69 **Mandals having the lowest female literacy are :**

S.N	Name of the Mandal	Literacy	Female literacy
1	Gattu	22.69	12.82
2	Dharur	26.32	15.12
3	Maldakal	27.94	16.27
4	Damargidda	32.97	20.43
5	Doulatabad	32.97	20.43
6	Maddur	34.30	21.43
7	Ieeja	33.64	21.95
8	Kodair	34.29	22.20

9	Narwa	34.48	22.66
10	Peddakothapally	35.36	22.90
11	Bomraspet	35.51	23.06
12	Lingal	37.09	23.80
13	Maganoor	35.54	24.02
14	Gopalpet	36.62	24.04
15	Koilkonda	38.78	25.01

Source : Micro Planning

In 25% of manuals female literacy is less than 25.; and all these mandals situated at the borders of the district. In more than 46 mandals, Female literacy is less than that of the district female literacy i.e 32.83; in 44 mandals, the literacy rate is less than that of the district literacy rate i.e.45.53

3.3 Basic Indicators:

No. of CRCs	No. of Villages (Revenue)	No. of Panchayats	No. of Habitations	No. of School less Habitations	Density of Population	Sex Ratio	Growth Rate of Population	Percentage of Population		
								Urban	Rural	SC
436	1508	1348	3051	231	201.27	1000:972	14	6.52	93.48	16.96

There are 1508 Revenue Villages with 1348 Gram Panchayats. In these villages 436 CRCs in the place of 316 Teacher centres functioning for the development of Primary and Elementary level Education. There are 231 School less Habitations where 60 Primary Schools are planned to be opened.

CHAPTER – IV

EDUCATIONAL SCENARIO

CHAPTER- IV

DISTRICT EDUCATIONAL SENARIO

4. Access:


a) Particulars of Schools existing in the district Management-wise and Type-wise (District Abstract)

S. No	Management	Pre-Primary			Primary			Upper Primary			High Schools		
		2001 - 02	2002 - 03	2003 - 04	2001 - 02	2002 - 03	2003 - 04	2001 - 02	2002 - 03	2003 - 04	2001 - 02	2002 - 03	2003 - 04
1	Central Govt	-	-	-	01	01	01	-	-	-	01	01	01
2	Stat Govt.	210	09	266	95	116	100	18	18	16	50	52	37
3	Local body	-	-	-	2366	2553	2453	639	639	675	368	401	400
4	Pvt. Aided	-	-	-	02	20	033	06	08	08	29	29	17
5	Pvt. Unaided	-	-	-	37	167	139	167	197	220	98	122	138


Access is made available for the people of the district after implementation of DPEP by opening new schools in the school less habitations besides ALS and GVVK.

The schools functioning under different managements facilitate schooling from pre-primary to secondary. The number of schools are as follows :

Primary Schools under different Management - 2004:



Upper Primary Schools under different Management - 2004:



Local body 2453, Govt.100, Aided 33, Recognised Primary Schools 139, 675 UP Schools are under local bodies against the 220 schools under private (unaided) management. Total number of UPSs in the district are 909-. The children who have completed upper primary stage have access for continuing their education. For this, there are 562 high schools in which 400 under local body management.

No schools are functioning under Central Government except Jawahar Navodaya Vidyalaya at Wattem.

4.Access :

Trends i.e. Primary, UPSchools and otherschool Less Habitations:

Total no. of habitations	No. of school less habitations	No. of habitations with the population of 250 and above with out school with in a radius of 1 km.	No of habitations with 250 and below population.	Habitations with no. of			No. of schools proposed now.
				ALS	GVVK	Mabadi	
1	2	3	4	5	6	7	8
351	231	60	171	-	25	-	60

Many habitations (2823) have access for schooling in the district. However, 231 habitations are school less habitations.

There are no incomplete primary schools having less than 5 classes in the district.

66 ALS and 25 G V V Ks are providing schooling facilities where regular primary schools are not available

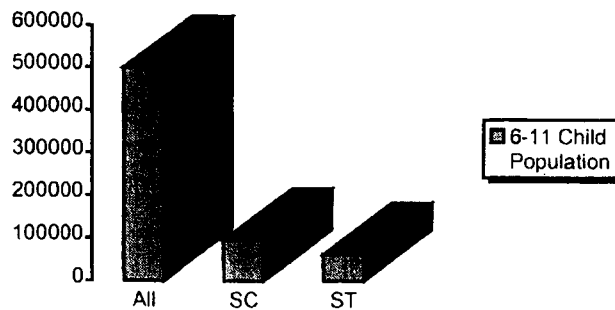
Size & Growth of Private Institutions – Time series

Year	Primary Schools	UP Schools	High Schools
2000-2001	141	150	94
2001-2002	167	169	101
2002-2003	139	220	138
2003-2004	139	220	138

4.1 Child Population: 6-11 age group

Child Population (6-11 age group) All communities						Child Population (6-11 age group) SC						Child Population (6-11 age group) ST					
Urban			Rural			Urban			Rural			Urban			Rural		
M	F	T	M	F	T	M	F	T	M	F	T	M	F	T	M	F	T
14316	12700	27606	248582	224483	473065	1498	1351	2849	48419	43960	92379	583	520	1103	33141	28179	61320

There are 64 mandals and 3 Municipalities in the district. The Schools age population in the age group of 6-11 years is 27606 in Urban area where as it is 473065 in rural area. The population rate of girls and boys is 33:67 in this age group, 14% of children belong to SC community and 9% of Schools age population belongs to ST.



4.2 Child population: 11-14 age group

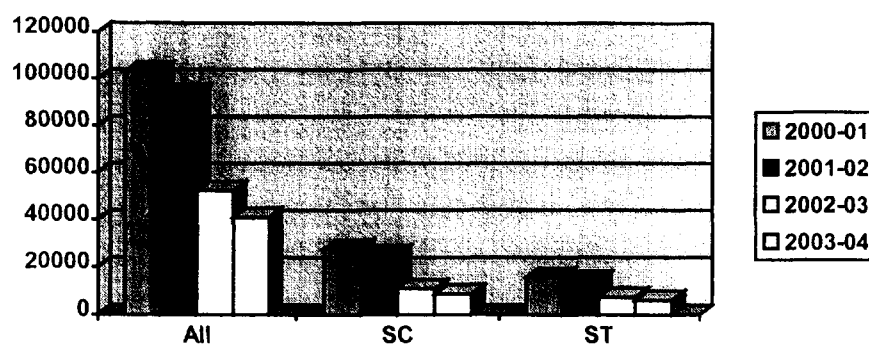
Child Population(11-14 age group) All communities						Child Population(11-14 age group) SC						Child Population(11-14 age group) ST					
Urban			Rural			Urban			Rural			Urban			Rural		
M	F	T	M	F	T	M	F	T	M	F	T	M	F	T	M	F	T
10755	9366	20121	155805	125123	280928	905	776	1681	30388	23666	54054	132	107	239	15961	11472	27433

Child population in the age group of 11-14 is 301049; among this, girls population in this age group is 45%. 18% of School age (11-14 Years) population belongs to SC community and 9% of the population to ST, SC girls population is 18% among the girl child population similarly 8.6% is ST.

4.2.1 Data on Out of School Children of 6-10 age group:

Year	Out of School Children (6-10 Age group)								
	All			SC			ST		
	Boys	Girls	Total	Boys	Girls	Total	Boys	Girls	Total
2000-01	46271	56848	103119	12282	15246	27528	9099	8990	15596
2001-02	42065	51680	93745	11166	13860	25026	9009	8173	14179
2002-03	23508	28767	52275	4598	6098	10696	3515	4286	7801
2003-04	18952	21887	40839	3998	4513	8511	2822	3160	5982

Source: Micro Planning



The Out of School Children in the age group of 6-10 from 2000-01 to 2003-04 has been decreased in all communities in general and in ST community in particular.


SC out of School children is decreased form 26.62% to 20.8% by 2003-04 and ST from 15.12% to 14.6% by 2003-04.

4.3 :Enrolment and Out of School Children:

Enrolment (6-11 Age group)									Out of School Children (6-11 Age group)								
All			SC			ST			All			SC			ST		
B	G	T	B	G	T	B	G	T	B	G	T	B	G	T	B	G	T
243946	215886	459832	45919	40798	86717	30902	25539	56441	18952	21887	40839	3998	4513	8511	2822	3160	5982

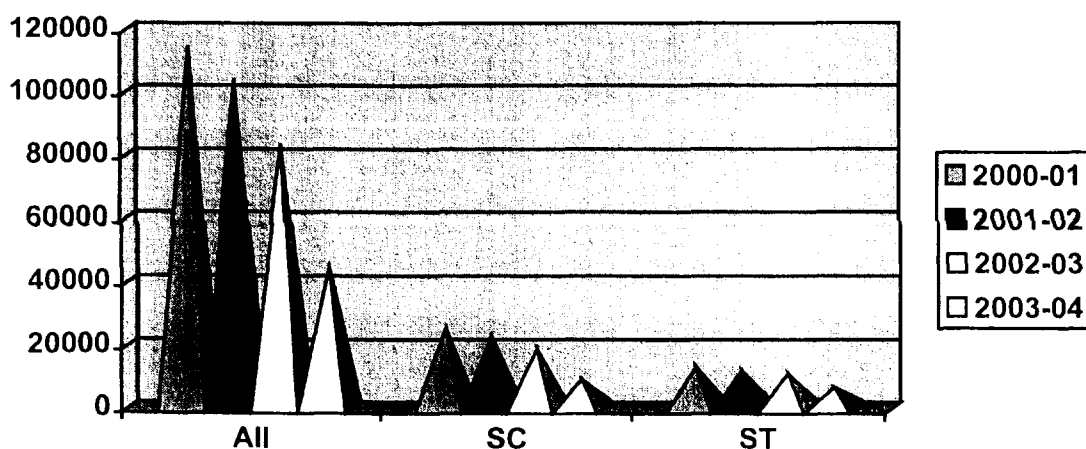
The Enrolment of Child Population in the age group of 6-11 years is 92% against the total population i.e. 500665; 19% of children belong to SC community, 12% to ST community. 8% of the child population is out of School. 20% of out of School children belong to SC community and 14.6% of them belong to ST community.

53.6% of out of School Children are girls and 52% of out of School Children are girls of SC and ST community.



4.3.1 Data on Out of School Children of 11-14 age group:

Year	Out of School Children (11-14 Age group)								
	All			SC			ST		
	Boys	Girls	Total	Boys	Girls	Total	Boys	Girls	Total
2000-01	54003	60260	114263	11577	13729	25306	8314	9036	17350
2001-02	49094	54782	103876	10525	12481	23006	7512	8168	15680
2002-03	37257	46062	83319	8978	10698	18020	5673	6829	12502
2003-04	20567	23907	44474	4168	4856	9024	2824	3771	6595



The percentage of SC Out of School Children in the age group of 11-14 was 22.14% in 2000-01; now it is 20.29%, similarly in the case of ST it is 15.18% against 14.18% 2000-01.

It is planned to enrol all the Out of School children and main Stream them

4.4 Data on Enrolment and out of School Children's

	Enrolment (11-14 Age group)									Out of School Children (11-14 Age group)								
	All			SC			ST			All			SC			ST		
	B	G	T	B	G	T	B	G	T	B	G	T	B	G	T	B	G	T
145993	145993	256575	27125	19586	46711	13269	7808	21077	20567	23907	44474	4168	4856	9024	2824	3771	6595	

Source : Micro Planning & DISE-2003-04

The enrolment of the Children in the age group 11-14 is 85%, among them 18% of the children belong to SC, 8% of them belong to ST community.

15% of the children are Out of School, among them 20% of the children belong to SC, 14.8% of the Children belong to ST community. In the age group of 11 – 14 years 44474 Children are Out of School.


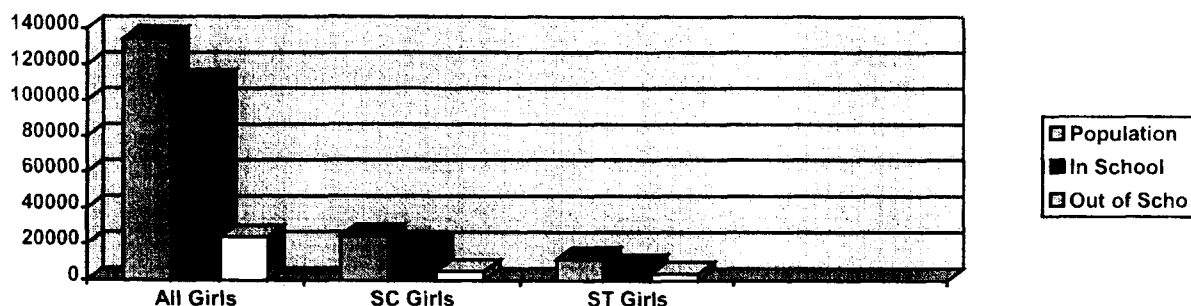


Chart Showing Out of School Girls Children: (Age group of 11 - 14)



4.5: Repetition, Dropout, GER & NER age group wise

Children of 6 - 11 Age group				Children of 11 - 14 Age group			
Repetition	Dropout	GER	NER	Repetition	Dropout	GER	NER
2.33%	2.89%	89.4%1	85.09%	0.22%	5.62%	82.51%	76.39%

Source : Micro Planning & DISE-2003-04

GER in the age group of 6 – 11 years is 90, against the 83 in the age group of 11-14 years ; NER in the age group of 6-11 years is 85 against 77 in the age group 11-14 years.

The difference between GER, NER is the same i.e 5 in the age group of 6-11 and 11-14 years.

4.6 : Completion Rates, Primary Graduates and Transition Rates:

Completion Rate	Primary Graduates	Transition Rate from Primary to Upper Primary
87	87	85

The completion rate and primary graduates rate is equal i.e 87 in the district, however transition rate from Primary to Upper Primary is 85.

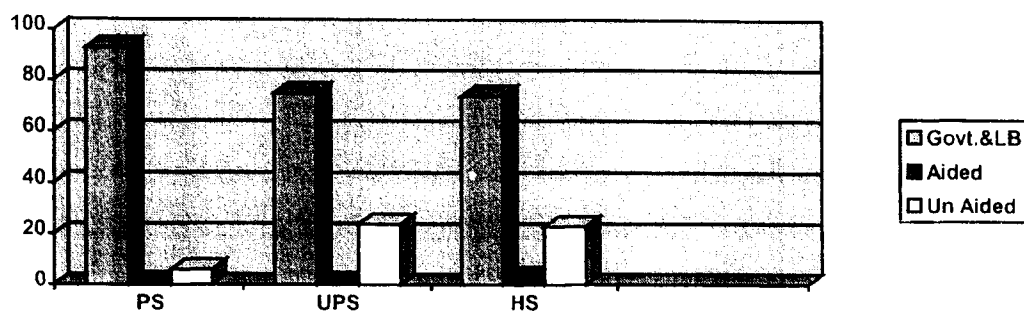
4.7: Data on Schools:

93% of Primary Schools are functioning under the State Government and Local Body management; similarly 75% of Upper Primary Schools belong to State Government and Local Body management; 74% of High Schools are functioning under the State Government and Local Body management. Only 1% percentage of PS and UPS are Govt. aided schools. Thus the Schools functioning under the Government and Local Body management are gradually decreased from Primary to Secondary.

Primary Schools				Upper Primary Schools				Secondary Schools having Upper Primary Sections				TOTAL
Govt including Local Bodies	Govt. Aided	Private	Total	Govt including Local Bodies	Govt. Aided	Private	Total	Govt including Local Bodies	Govt. Aided	Private	Total	
253	33	139	2725	691	8	220	919	437	17	138	592	4236

Source : Micro Planning & DISE-2003-04

Data on Schools



4.8: Data on Teachers

There are 8004 (7572 SGTs + 432 LFL) teachers working in primary sections against the sanctioned 8706 (8123 SGTs+ 583 LFL) posts. The district needs 1820 teacher posts at primary level to provide second post and satisfy 1:40 teacher pupil ratio. The percentage of Women teachers is 34 of total working teachers.

4.8 (a) Data on Teachers

Teachers in Primary Schools										
Enrolment of Primary Students in Govt. Schools	Entitlement of Addl. Teachers for Primary	Entitlement of Teachers at 1:40 Ratio	Sanctioned Posts		Teachers in Position		Vacant Position		Single Teacher Schools	Percentage of Female Teachers
			SGT	LFL	SGT	LFL	SGT	LFL		
372012	1820	9943	8123	583	7572	432	551	151	395	34

Source : Micro Planning & DISE-2003-04

4.9 Data on Teachers

Teachers in Upper Primary Schools including Secondary/High Schools having UPS				
Enrolment of Primary Students in Govt. Schools	Entitlement of Addl. Teachers for Upper Primary	Entitlement of Teachers Ratio	Sanctioned Posts	Proposed Teachers
103197	3269	6620	3351	2485

Source : Micro Planning & DISE-2003-04

3351 teacher posts are sanctioned for UP Schools and UP Sections of high schools against the entitlement of teachers 6620. Now it is proposed 2485 teachers posts as per the need of the school.

4.10 : Primary Schools & Teachers under SSA:

Primary Schools									Primary Teachers								
Sanctioned			Opened			To be Opened			Sanctioned			Appointed			Gap		
2001-02	2003-04	Total	2001-02	2003-04	Total	2004-05	2005-06	Total	2002-03	2003-04	Total	2002-03	2003-04	Total	2002-03	2003-04	Total
-	28	28		28	28		-	-	-	56			-			56	

Source : Micro Planning & DISE-2003-04

28 new primary are opened during the year 2003-04; these schools are sanctioned school grants @2000/-.

4.11:Upper Primary Schools & Teachers under SSA:

Upper Primary Schools									Upper Primary Teachers								
Sanctioned			Opened			To be Opened			Sanctioned			Appointed			Gap		
2002-03	2003-04	Total	2002-03	2003-04	Total	2002-03	2003-04	Total	2002-03	2003-04	Total	2002-03	2003-04	Total	2002-03	2003-04	Total
50	50	100	50	50	100	-	-	-	100	150	250	-	-	-	100	150	250

Source : Micro Planning & DISE-2003-04

100 Primary schools are upgraded as Upper primary Schools during 2002-03,2003-04 years teacher grants and school grants are sanctioned .

4.13 Mandal Resource Centres

MRC functions-Own Bldg/ Rented MPDO's Office	MEO		MRPs		
	Filled	Gap	Sanctioned	Filled	gap
All (65) MRCs have occupied in their own buildings.	58	7	203	182	21

Source : Micro Planning & DISE-2003-04

All the MRCs have occupied in their own buildings; 7 Mandal Educational Officer posts are fallen vacant; similarly 182 MRPs are working against the sanctioned 203 MRPs.

4.14 Data on School Infrastructure:

3372 Govt. schools have own buildings with 9466 classrooms; and 329 schools are building less schools in the district. No U P Schools have head master rooms; only 151 schools have toilets for girls against 1788 toilets available in 50% of Govt. schools. All the UP Schools are in need of head master rooms ,boundary walls, fresh water facilities besides toilets. There are less no. of classrooms in the schools. They need additional class rooms.

No. of Govt. Schools having own buildings	No. of building less Schools	No. of Existing Classrooms	No. of H.M Rooms in UPS	Toilets	Toilets for Girls	Drinking Water	Boundary Walls
3372	329	9466	Nil	1788	151	1436	985

Source : Micro Planning & DISE-2003-04

4.15: Civil Works – Physical Progress under SSA:

S. No	Item of Work 1	Sanctioned				Completed				In Progress				Not Started			
		2001 - 02	2002 - 03	2003 - 04	Total	2001 - 02	2002 - 03	2003 - 04	Total	2001 - 02	2002 - 03	2003 - 04	Total	2001 - 02	2002 - 03	2003 - 04	Total
1	BRG																
2	CRG			52			26				26						
3	Primary School (new)			56			26				30						
4	Upper Primary School																
5	Building Less (P)			119							119						
6	Building Less (UP)																
7	Dilapidated Building (P)																
8	Dilapidated Building (UP)																
9	Additional Classrooms (P)			-													
10	Additional Classrooms (UP)			06			2				4						
11	Toilets (P)			100							100						
12	Toilets (UP)			111			111										
13	Water Facility (P)			111			111										
14	Water Facility (UP)			104							104						
15	Boundary Wall (P)			10			10										
16	Boundary Wall (UP)			15			15										
17	Electrification (P)			300							300						
18	Electrification (UP)			363							363						
	Total																

Source : Micro Planning & DISE-2003-04

The civil works which are started under SSA during the year 2003-04 are in progress. Thus the works of 26 CRCs, 30 class rooms, 119 buildings to building less Schools, 04 class rooms at UP level are under progress. Construction of (2) additional classrooms, 26 CRCs, 26 New Primary School buildings are completed. Toilets (100) for primary schools, toilets (111) for U P Schools are taken up under ISL Scheme.

CHAPTER – V

PROBLEMS & ISSUES

CHAPTER- V

Problems & Issues

Planning Exercise is carried out in all Habitations for providing Education for all "in the age group of 5-14 years by involving the cross section of the society. Keeping in view of the status of Educational scenario on the key performance indicators viz., Access, Enrolment, retention, Quality and Equity. Strategies have been formulated to achieve the objectives of SSA. Given below are the major interventions.

5.1. Access:

Access has to be provided within a radius of 1 KM for Primary and 3 KM for UP School as per Government norms to achieve the universalisation of Elementary Education. Efforts are being made to provide access to all school age children, as a result 92% of he habitations are covered with formal schools or alternative schools. Where as 86% of habitations were having access before starting of the DPEP.

Schooling facility available in the district.

N	Type / Management	Primary			Upper Primary			UP Section of High School		
		2001 - 02	2002 - 03	2003 - 04	2001 - 02	2002 - 03	2003 - 04	2001 - 02	2002 - 03	2003 - 04
1	Central Govt.	01	01	01	-	-	-	-	-	-
2	State Govt.	95	116	100	18	18	16	50	52	37
3	Local body	2366	2553	2453	639	639	675	368	401	400
4	Pvt. Aided	02	20	033	06	08	08	29	29	17
5	Pvt. Unaided	37	167	139	167	197	220	98	122	138

Source : Micro Planning & DISE-2003-04

5.2. Opening of New Primary Schools:

No. of Habitations	No. of habitations having regular primary school & alternative schools all types	No. of habitations without schools	Target for opening Primary Schools		
			2004-05	2005-06	2006-07
3051	2820	231	25	25	10

Source : Micro Planning & DISE-2003-04

Out of these 231 habitations 106 small habitations will be covered under EGS 25 new schools are to be opened in the year 2004-05 and the remaining 100 are to be opened ALS in the DPEP. 25 Primary Schools in the year 2005-06 and 10 Primary Schools in the year 2006-07 to be opened in a phased manner under SSA.

5.2.(b) Upgradation of PS to UPS

Upper Primary Schools are being opened within a radius of 3 KM and 1:2 based on the need as per Government and SSA norms.

Upper Primary Schools required as per distance.

No. of Primary Schools of all managements	No. of UP schools available including private	Eligible Upper Primary Schools required	Target for opening UP Schools		
			2004-05	2005-06	2006-04
2553	691	165	30	20	10

Source : Micro Planning & DISE-2003-04

Though 165 are the required no. of habitations; for opening of UP Schools it is proposed to open 60 in phased manner as per norms.

5.2 c) Upper Primary Schools Requirement as per enrolment.

No. of Mandals	No. of PS	No. of UP Schools	No. of UP Sections in H.S	Total Enrolment in Class V	Total No. of accommodated in Class VI in UPS and UP sections of HS (1:40)	Remaining Enrolment (5-6)	No. of UPS Required (@ 40 per school)
64	2553	691	437	50593	45320	5273	131

Source : Micro Planning & DISE-2003-04

5.3. Teachers

5.3 (a) Single Teacher & Additional Teacher requirement

Single Teacher schools		No. of addl. teachers required	Teachers requirement for addl. enrolment		
No. of Mandals	No. of Schools		No. of schools	No. of children on roll	No. of addl. Posts required
64	395	395	859	162384	1425

Source : Micro Planning & DISE-2003-04

Strategy: 1425 Addl. Teachers are required for primary schools.

5.3 b) Upper Primary Schools - Requirement of teachers is as follows

	School Assts.,	TP	HP	Total	Proposed
Posts Required	1387	682	682	2751	
Sanctioned Posts	855	265	330	1450	
Addl. Requirement (GAP)	532	417	352	1301	1301

Source : Micro Planning & DISE-2003-04

Strategies: 1301 teachers are required for 691 schools as per the DISE data, but there are 691 UP Schools functioning across the district now 1301 teachers are required for 691 UP Schools

5.3. c) Upper Primary Section in High Schools - Requirement of teacher is as follows.

	School Assts.,	TP	HP	PETs	Total	Proposed
Posts Required	2773	647	449	456	4225	
Sanctioned Posts	1966	228	207	26	2427	
Addl. Requirement (GAP)	807	419	242	430	1898	1242

Source : Micro Planning & DISE-2003-04

Strategy: 1242 UP Teachers are required for 437 high schools

Proposed teachers for UP schools as per 3 teachers to each school

Item	No. of UP Schools without SA	No. of UP Schools with 1 SA	No. of UPS with 2 S.As	No. of UPS with 3 S.A	No. of teachers required @ 3 S.As
Schools	189	232	270	-	1301
Teachers required	567	464	270	-	

Source : Micro Planning

Proposed teachers for Up Sections of High Schools as per 3 teachers to each school.

Item	No. of Schools without SAs	No. of Schools with 1 SA	No. of schools with 2 SAs	No. of Schools with 3 SAs	No. of Schools with 4 SAs	No. of Schools with 5 SAs	Total additional teachers required
Schools	47	78	262	36	9	5	1242
Teachers required	141	234	786	72	9	-	

Source : Micro Planning & DISE-2003-04

Strategies: Out of 2543 required teachers, 2485 UP Teachers are proposed in the phased manner. 975 posts during the year 2004-05 and the remaining 1510 posts have been proposed during 2005-06.

5.4 (a) Enrolment

Year	All	SC	ST	Target
2003-04	459832	86717	56441	95%

Source : Micro Planning & DISE-2003-04

Year wise enrolment:

Sl.No	Year	School Age population (5-14)	Enrolment	Target (Percentage of Enrolment)	Out of School Children
1	2000-01	805462	588080	73.01%	217382
2	2001-02	821902	621902	75.71	199621
3	2002-03	840913	705319	83.87%	135594
4	2003-04	801720	716407	89.35%	85313

Source : Micro Planning & DISE-2003-04

Initiatives:

The implementations of DPEP interventions / activities such as opening of new schools, Alternative Schools, ECE Centres and Convergence with AWC paved way to release more children from sibling care, formation of SEC, NGO, Youth Organizations helped to create awareness among the parents and also mobilized the people attractive classrooms, appointment of new teachers / Vidya volunteers facilitated to enrol more no.of children, opening of RBCs / NRBCs, Back to School / Summer Schools across the district helped the out of school children mainstream. As a result the enrolment of the children (5-14) increased from 73% to 89% by 2003-04.

The highest enrolment Mandal are Mahabubnagar, Kothur, and Keshampet and the lowest enrolment Mandals are Ghattu, Dharur, Ieeja, Lingal, Damargidda, Maldakal, Maganoor, Gopalpet, Maddur, Bomraspet, Narayanpet (R), Koilkonda and Makthal.

S.No.	Mandals	Enrolment rate		
		2001-2002	2002-2003	2003-2004
1	Ghattu	44.82	50.73	60.08
2	Dharur	53.91	60.80	67.95
3	Ieeja	52.86	59.92	73.87
4	Lingal	62.52	71.43	79.74
5	Damargidda	64.35	71.24	79.89
6	Maldakal	61.29	67.35	80.49
7	Maganoor	69.73	75.67	80.60
8	Gopalpet	73.45	79.27	80.61
9	Maddur	68.77	77.24	81.99
10	Bomraspet	73.43	78.49	82.44
11	Makthal	67.25	74.89	83.51
12	Narayanpet®	61.27	68.44	84.10
13	Koilkonda	68.35	76.66	84.48

Reasons for low enrolment:

- *Due to illiteracy of the parents (Gattu).*
- *Poor economic conditions (Maganoor).*
- *Migration of parents to other parts of the country.*
- *Lack of awareness among the parents.*

5.4. (b) Out of School children

S.No.	6-11		11-14		6-14		
	Boys	Girls	Boys	Girls	Boys	Girls	Total
1	18952	21887	20567	23907	39519	45794	85313

Source : Micro Planning

Mandal wise Out of school children show in Annexure.

DISE database has been analysed and found that the NER is very less in the following mandals.

S.No.	Mandal Name	NER
1.	Maganoor	34
2.	Narwa	39
3.	Maddur	42
4.	Dharur	45
5.	Maldakal	54
6.	Lingal	51

Similarly GER is less in the following mandals.

S.No.	Mandal	GER
1.	Gattu	39
2.	Maldakal	49
3.	Maganoor	41
4.	Maddur	45

The children who joined class-V and completed the class is taken as completion rate, which is less in the mandals than that of the other mandals of the district.

S.No.	Mandal	Completion rate
1.	Madgul	70
2.	Doulthabad	70
3.	Dharur	72
4.	Maldakal	73

5.4 (c) UP Stage Social break-up for 11-14 years age enrolment.

Year	All	SC	ST	Target for 2004-05
2003-04	256575	46711	21077	96%

The lowest enrolment Mandals are Gattu, Dharur, Ieeza, Bomraspet and Maganoor and the highest Mandals are Kothur, Keshampet, Tador and Ghanpur at UP Stage. All the out of school children in this age group will be mainstreamed through RBCs.

5.5. Retention:

Initiatives:

The following programmes have been organized across the district for 100% retention.

They are:

- ❑ Provision of School Grants and TLE
- ❑ Opening of ECEs
- ❑ Provision of Toilets and fresh water
- ❑ Improving attractive and joyful class room interaction
- ❑ Community mobilization.
- ❑ Special enrolment drive.
- ❑ Attendance monitoring child wise.
- ❑ Opening of RBCs/NRBCs for the Out of school children, and mainstreaming them.
- ❑ Organizing rallies and programmes on Girl Child Education.
- ❑ Organizing a unique programme viz., Balika Sivashakthi Programme for encouraging girl child education.
- ❑ Organizing melas.
- ❑ Organizing camps for enrolment.
- ❑ Organizing Mobile Science Exhibition
- ❑ Celebrating Chaduvula Panduga across the district by involving community for UEE.
- ❑ Up gradation of PSs to UPSs.
- ❑ Providing orientations to the teachers so as to develop professional skills of the teachers.

In spite of the programmes / activities organized for attaining 100% retention, still there are some mandals having low retention rate.

S.No.	Mandal	Transition rate
1.	Talakondapally	60
2.	Tadur	52
3.	Telkapally	61
4.	Madgul	62

Reasons for low Retention:

- Madgul, Telkpally, Tadoor mandals are socially, economically very back ward; they are frequently draught effected mandals and the people with their families migrate to other parts of the state or country in search of work.*
- More ST Population Mandal are Telkapally, Tadur.*
- Lack of Access to UP Schools in these mandals is one of the reasons for low retention.*

5.5 (a) UP at Upper Primary

At Upper Primary Stage the retention rate is – as per DISE and the target for retention is 100% in the mandals.

5.6 Quality

Quality in Education is One of the major objectives of DPEP / SSA to Children. The curriculum, TLM, Teacher Training, Teaching Learning Process, monitoring of schools, mutual support system frequent review with teachers, Head Masters, MRPs and MEOs, Academic Monitoring by the faculty of DIET on quality progress are to be strengthened.

a. Curriculum

Untrained persons with the minimum qualifications (SSC, Inter) are being appointed as teachers. The teachers should be thorough with curriculum, syllabi and content for effective transaction of curriculum.

b. Teaching Learning Material

Provision is made to supply the following for preparation of TLM and the following TLM is being supplied to each school / teachers.

- 1. School grants and Teacher grants for preparation of TLM*
- 2. Supply of Self Learning cards*
- 3. Workbooks for class I and II children.*
- 4. Preparation of TLM with locally available material.*
- 5. Involvement of children in preparation and procurement of TLM*

In spite of all these efforts the teachers are not in a position to prepare and use of TLM are not in a position to prepare and use TLM in the classroom transaction uniformly.

c. Teacher training

Teachers are being trained in number of programmes i.e., QIP, evaluation, teaching of school subjects, inclusive education etc. The knowledge gained in the training is not reaching to the class room as there are no follow up programmes and follow up visits. The teachers should share their training experience with other teachers in the school and TCs.

In some schools the teachers are not in a position to implement the experiences of teacher training due to

- Crowded class room*
- Lack of sufficient accommodation*
- passive Children*
- Teachers are disinterested*

d. Teaching Learning Process

Teaching Learning Process is uniformly not effective due to

- One or two teachers teaching all classes*
- Lack of adequate training on multi grade teaching.*
- Use of traditional methods*
- untrained teachers and special vidya volunteers*
- Lack of participatory approach*

Monitoring of schools:

Monitoring of schools by the MEOs and MRPs here should be more concentration on low performance schools and should not be a routine, but should give on the spot guidance and take success stories to be shared with school teachers. The success of A grade school teachers have to be shared with B and C grade schools and the B and C grade schools will be upgraded to A grade schools. The Mandal core should visit all schools at least once in a month.

f. Mutual support System

It is very important for quality improvement of children and professional development of teachers that has to be strengthened and discussed in all T C meetings and to be practiced.

g. Frequent reviews

The Head Master at school level, MEOs and MRPs at Mandal level teacher in TC Centres should review with other teachers on quality aspects at least once in a month. Even the discussions with children will help a lot for planning for quality improvement. The teacher will also develop confidence to solve their academic problems.

h. Pupil achievement

The various tests conducted show that the achievement levels are increasing. Still the performance of the children in language and the mathematics need to be improved.

Mandals showing low performance

Sl. No	Name of The Mandal	Achievement in	
		Language	Maths
1	Athmakur	16.82	17.87
2	Hanwada	17.19	15.97
3	Bhoothpur	17.21	15.95
4	Narayanpet (R)	15.86	14.10

Source : Micro Planning & DISE-2003-04

Reasons for low performance in the above Mandals

- *Students absenteeism is more.*
- *Lack of required number of teachers.*
- *Lack of individual attention.*
- *Low socio economical status of the parents.*
- *Lack of academic supervision.*
- *Seasonal migration.*
- *They are the Children first generation.*

Pupil Performance

(Half Year Exams based)

Class	Language (No. of children in the grades)				Mathematics (No of children in the grades)			
	A (in %)	B (in %)	C (in %)	Target for A	A (in %)	B (in %)	C (in %)	Target for A
I	20.75	30.39	28.31	30.00	18.72	30.80	29.65	28.72
II	22.15	32.91	26.83	32.00	22.46	33.06	26.76	32.46
III	20.71	32.08	21.94	30.00	21.57	31.29	21.78	31.57
IV	22.97	31.76	20.25	32.93	22.46	30.55	21.01	32.46
V	24.32	30.96	19.13	34.32	23.45	31.21	20.25	33.45
VI	18.02	25.06	19.12	28.02	16.68	24.57	20.26	26.68
VII	20.46	23.38	14.95	30.46	17.40	23.79	18.15	27.40

Source : Micro Planning & DISE-2003-04

The target for A grade pupil achievement is as follows

Subject	2004-05	2005-06	2006-07
Language	21%	35%	65%
Maths	20%	35%	60%

Source : Micro Planning QIP

CHAPTER – VI

STRATEGIES & INTERVENTIONS COMPONENT WISE

CHAPTER- VI

Strategies and Interventions-Component wise.

SSA programme is launched to achieve the targets in the time schedule and includes all the children in the age group of 6 -14 years as clientele i.e. both primary and upper primary level

The micro planning conducted at habitation level under the guidance of the District Collector, involving the community, school teachers and social organisations is the basis for SSA planning.

The following strategies and activities are proposed to fill up the gap between the present scenario and the proposed targets component wise

6.1 Access (Primary)

Status

Total no. of Habitations	No. of Habitations having regular Primary School Facility	No. of Habitations having Alternative School facility	Gap – No. of Habitations without Regular Primary Schools	No. of incomplet Primary Schools
3051	2820	66	231	Nil

Source : Micro Planning & DISE-2003-04

6.1.1 Target and Phasing

ALS / EGS & Teachers

No. of Mandals	No. of School less habitations (Population-wise)		No. of Incomplete Primary Schools	Proposed for						No. of New Teachers - Phasing		
	Below 250	250 & above		Regular Primary Schools			ALS / EGS			2004-05	2005-06	2006-07
				2004-05	2005-06	2006-07	2004-05	2005-06	2006-07			
64	171	60	Nil	25	25	10	-	86	85	50	50	20

Source : Micro Planning & DISE-2003-04

6.1.2 Strategies & Activities

1. To provide access to habitations spread over and long distance with limited children, 171EGS are planned.
2. In school less habitations where the population is above 250 , 60 regular primary schools are planned.

6.1.3 Access (Upper Primary)

Status

Total No. of Habitations	Total No. of Primary Schools	Total No. of Upper Primary Schools	Total No. of High Schools with UP Section	GAP – No. of Panchayats don't have UPSs & UP sections of high schools
3051	2553	691	437	120

Source : Micro Planned

District Abstract – Proposed for up gradation of Schools

No. of Mandals	No. of Habitations with Primary School but not UPS	No. of Primary Schools proposed for Up gradation	No. of Schools in Class V enrolment slab (Proposed for UPS)		
			< 30	30 to 40	40 & above
64	2553	60	10	48	2

(Mandal-wise requirement (proposed for) of up gradation of schools annexed)

a) Requirement of Upper Primary Schools – (2 : 1 Ratio)

No. of P.S All Management		No. of Schools having UP Sections			50% of Primary Schools	Requirement of U P Schools (5 – 4)	Proposed Phasing		
Govt. & Local bodies	Aided	UPS	High School with UP Sections	Total			2004 – 05	2005 – 06	2006 – 07
(1)	(2)	(3)	(4)	(5)	(6)	(7)			
2553	33	691	437	1128	1293	165	30	20	10

Source : Micro Planning & DISE-2003-04

As per SSA norms 165 Primary Schools are to be upgraded during the academic year 2004-05. However, keeping in view of the resources strength and distance, it is proposed to upgrade 60 Primary Schools in to UP Schools.

b) No. of Teachers to the upgraded U P Schools

Teachers (S.As+L Ps)	Phasing		
	2004 - 05	2005 - 06	2006 - 07
180	90	60	30

Source : Micro Planning & DISE-2003-04

6.1.6 Strategies, Activities

1. As per the need 60 Primary schools are proposed for up gradation.
2. The teachers for the above schools i.e., Two SAs & 1 LP for each school viz., total no of teachers 180 proposed for the year 2004-05, 2005-06 and 2006-2007
3. One additional classroom for the 50 schools which were upgraded in 2003-04.

Status

Presently there are 7572 teachers working in primary sections of P.S and UPSs against the sanctioned 8123 teacher posts in Primary Sections.

i) New Primary Schools - Teachers

No. of New Primary Schools Proposed	No. of Teachers required	Required Teachers -Phasing		
		2004 - 05	2005 - 06	2006 - 07
60	120	50	50	20

Source : Micro Planning & DISE-2003-04

ii) Existing Schools

No. of Primary Schools	No. of Primary Sections in		No. of Children on roll	No. of Teachers	Teacher Pupil Ratio
	U P Schools	High Schools			
2553	691	nil	372012	8123	1:46

Source : Micro Planning & DISE-2003-04

6.1.7. Targets & Phasing

T.P.R	No. of Teachers required @ 1:40	Existing Teachers	GAP	Required	Required Teachers			Proposed Teachers		
					2004 - 05	2005 - 06	2006 - 07	2004 - 05	2005 - 06	2006 - 07
46	9943	8123	1820	1820	395	1425	-	395	70	10

Mandal-wise Table show in Annexure

The proposed 1820 teachers at primary level will be provided in phased manner. It is planned to provide 395 teachers in 2004-05, The remaining 70 additional teachers in the year 2005-06 and 100 teachers in the year 2006-07. Out of 1820 teachers, 565 teachers are appointed in a phased manner the remaining teachers will be provided by the state govt.(A.P)

6.1.8. B. Upper Primary

i) Upgraded UPS - Requirement of teachers

Teachers for New U P Schools

No. of Primary Schools proposed for UP Schools(2004-07)	No. of Teachers			Phasing		
	SA	LP -II	Total	2004 - 05	2005 - 06	2006 - 07
60	120	60	180	90	60	30

Source : Micro Planning & DISE-2003-04

6.1.9. UP Schools - Additional Teachers

No. of Addl. Teachers required @ 3 per school	Proposed - Phasing		
	2004-2005	2005 - 06	2006 - 07
2485	975	1510	-

Source : Micro Planning & DISE-2003-04

6.1.10. Strategies, Activities

Upper Primary

- h) A gap of 2485 teachers are to be sanctioned @ 3 teachers per school in phased manner
- ii) 180 new teachers are needed for newly upgraded schools
- iii) Sanction of TLM .

6.2. Quality Improvement.

6.2.1. Free Textbooks - Class VII & VIII OC Girls.

Enrolment of OC Girls from Class VI to VIII for the Year 2004-05:

Sl. No	Class	Boys	Girls	Total	OC Girls
1	VI	39295	30879	70174	5172
2	VII	35015	26186	61201	5030
3	VIII	30424	22722	53146	4862

Source : Micro Planning & DISE-2003-04

There are 79787 girls studying in class VI to VIII in the district in which **15064** girls belong to O.C community. All these Girls are to be provided free textbooks. An amount of Rs.150/- to each girl through Govt. text books depot.

6.2.2. TLE & Grants: Primary & Upper Primary.

Target Achieved :

Sl.No	No. of Primary Schools	TLE Sanctioned 2003-04	TLE proposed for new primary Schools		
			2004-05	2005-06	2006-07
1	2553	28	25	-	25

Source : Micro Planning

i) TLE for U P Schools

UPS	Total No. of UPS		No. of UPSs and UP Sections of High Schools sanctioned TLE and OBB	No. of UPSs and UP Sections of High Schools Required TLE
	High Schools with UP Sections	Total		
691	437	1128	735	453

Source : Micro Planning

TLE has to be sanctioned to 453 UP Sections (includes the proposed 60UPSs) during the year 2006-07.

ii) Targets

Total No. of U P Schools / Sections			Requirement of TLE proposals		Phasing		
UP S	HS with UPS	Total UPS	Already covered	To be covered	2004-05	2005-06	2006-07
691	437	1128	735	453	-	-	453

Source : Micro Planning

6.2.3. School Grant- Primary & Upper Primary.

Existing Schools – Primary & Upper Primary(Govt. , LB,)

Primary Schools	Upper Primary Schools	High Schools with Primary Sections	High Schools with UP Sections	Total	
				Primary	Upper Primary
2553	691	-	437	2553	1128

Source : Micro Planning

i) Targets & Phasing – Schools Grant (Every Year)

Type of schools	Existing Schools	Proposed Schools (New)			Total Schools For School Grant (annual)		
		2004-05	2005-06	2006-07	2004-05	2005-06	2006-07
Primary	2553	25	25	10	2578	2603	2613
UP Schools	691	30	20	10	1158	1178	1188
High Schools with Section of Primary	-	-	-	-			
High Schools with Section of Upper Primary	437	-	-	-			

Source : Micro Planning

Annual school grants have to be given to the schools with UP Sections- total schools 1158 for 2004-05, 1178 for 2005-06 and 1188 for 2006-07. For utilisation towards school improvement the SEC will utilise amount by adding some contribution.

6.2.4. Teacher Grant _ Primary & Upper Primary.

All the teachers of PS, UPS and UP Sections of High school teachers are proposed for TLM grant for the years 2005-06 and 2006-07 under SSA. In the year 2004-05 the primary teachers are proposed under DPEP UP teachers and UP Section of High School teachers are proposed under SSA..

a) Progress overview

- *Teacher grants are sanctioned to 11132 teachers during the year 2003-04.*

b) Targets & Phasing

Grants

Type of teachers	No. of Teachers proposed for Teacher Grant (Annual)								
	2004-05			2005-06			2006-07		
	Exist	New	Total	Exist	New	Total	Exist	New	Total
Primary teachers	-	-	-	9427	50	9477	9477	20	9499
UP teachers of I P S & UP Section of HS	2884	1315	4199	4199	1570	5769	5769	30	5799

Source : Micro Planning

⇒ 2884 Teachers of UPS and UP Sections of High Schools +
1315 Newly proposed Teachers for 2004-05.

6.2.4.a. Strategies:

Upper Primary:

School Grant

School grant will be provided to all Upper Primary Schools including newly Up graded primary schools as Upper Primary for 2004 - 05 i.e 1158 schools (includes the proposed 30 UPSs) @ Rs.2000/-

Teacher Grant

Teacher grant will be provided to all 4199 UP Teachers for 2004-05 @ Rs.500/-.

TLE for Upper Primary

TLE for Upper Primary @ Rs.50,000/- per uncovered 453 Upper Primary Schools & UP Section of High Schools.

Activities:

Upper Primary:

- TLE for the existing UP Schools and UP sections of High schools 453 in the year 2006-07
- School Grants to Existing UPS and UP Sections- 1158 during 2004- 05.
- Teacher grants to existing UPS School Teachers and Teachers of UP Sections of High Schools – 4199 during the year 2004-05.

6.2.5. Status of Teachers

Overview of existing status, Nature of training & Teacher Capacity Building

Teachers Particulars

	Total No. of Teachers	No. of Teacher Centres/CRC	No. of MRCs	No. of DRPs	DIET Staff
Primary Stage	9427	436	64+1	30	29
Upper Primary Stage	4199	-	-	-	-

Source : Micro Planning

It is proposed to organise training programmes for PS teachers for the year 2004-05 under DPEP and the remaining years under SSA, but for UP Teachers all these three years under SSA.

It is proposed to organise Training programmes for UP Teachers as shown below during the year 2004-05 on different themes/activities.

Sl. No.	Intervention	Proposed Targets	
		Year	Target
1	Teacher training - Primary (In service)	2004-05	-
		2005-06	9417
		2006-07	5976
2	Teacher training - Primary (Fresh)	2005-06	120
		2006-07	90
3	Teacher Training - U.P (In service)	2004-05	736
		2005-06	4199
		2006-07	2869
4	Teacher training - UP (fresh)	2004-05	438
		2005-06	1570
		2006-07	30

Source : Micro Planning

6.2.6 Strategies / Activities in Pedagogy:

20 days training has been proposed for in-service teachers preferably during vacations on needy areas i.e., content evaluation, Physical Education, Yoga, Value Education, Multi grading teaching, Methodology etc. The training in cascade system. The DIET is the nodal agency for teacher training. The training will be on different spells. For fresh teachers training will be 30 days

6.2.6.(a) Mandal Resource Centres & Teacher Centres

There are 64 mandals and 3 (municipalities) urban areas in the District. 65 MRCs are in the district . The main function of these sub district level institutions are for capacity building among teachers by organising Mandal level trainings and review meetings for the teachers . MEO coordinates all the programmes at MRC level

Status

MRC functions-Own Bldg/ Rented MPDO's Office	MEO		MRPs		
	Filled	Gap	Sanctioned	Filled	gap
All (65) MRCs have occupied in their own buildings.	58	7	203	182	21

Target Phasing:

Sl. No.	Intervention	Proposed Targets	
		Year	Target
1	Mandal Resource Centre	2004-05	65
		2005-06	65
		2006-07	65

Strategies:

1. Provision has been made to strengthen MRCs made by providing contingent grant, TLM grant, meeting & TA, DA. The review meetings of HMs and teachers will also be conducted at MRC. The MEO and MRPs will function from the MRC. The budget will be sanctioned to the MEOS in two instalments.

6.2.6.b Role Cluster Resource Centre – School Complexes

As per SSA norms separate TC meetings will be organised to all the teachers of PS and UP schools from 2004 –05.

g) Cluster Centres / School Complexes

Sl. No.	Intervention	Proposed Targets	
		Year	Target
1	Teacher Centres – School Complexes	2004-05	436
		2005-06	436
		2006-07	436

Strategies: For the professional development of the teachers 9 teacher center meetings are proposed to CRC secretaries and Asst. Secretaries. Contingency grant, furniture grant, TLM grant have been proposed for effective and useful functioning of the teacher centers. Sharing of successful experiences, conduct Educational exhibitions, cluster, PTA meetings will take place at the teacher centre. It is a mini SCRT providing academic support and guidance at the cluster level.

6.3 SPECIAL FOCUSSED GROUPS (INNOVATIONS)

A. Girls Education Progress Overview – Analysis of existing status of Girls Education & initiatives taken up so far.

Status

Total No. of Children									Enrolment									% of Girls enrolment to All									
5 – 10			11 – 14			Total			5 – 10			11 – 14			Total			5 – 10			11 – 14			Total			
B	G	T	B	G	T	B	G	T	B	G	T	B	G	T	B	G	T	B	G	T	B	G	T				
237773	500671	134489	301049	429458	372262	801720	243946	215886	459832	145993	110582	256575	389939	326468	716407	-	-	-	47	-	-	-	43	-	-	-	46

Source : Micro Planning

6.3.a Target & Phasing

Girls Enrolment - Target Phasing

Age Group Years	Target for Enrolment	Phasing			
		2003-04	2004-05	2005-06	2006-07
5 - 10	237773	215886	11000	6000	4887
11 - 14	134489	110582	12000	6000	5907

a) Girls Education

Sl. No.	Intervention	Proposed Targets	
		Year	Target
1.	Girls Education	2004-05	6 Activities
		2005-06	6 Activities
		2006-07	6 Activities

6.3.b Strategies & Activities

6 activities have been proposed.

1. Community Awareness.
2. Training to mobilisers
3. Teaching Learning Material.
4. Vocational Training for unenrolled adolescent girls.
5. Honorarium to Resource Persons.
6. T.A to Resource Persons.

6.3.2 Early Child hood Education (ECE)

6.3.2.a Status

266 ECE Centres are opened under DPEP. Training to ECE Centres.
Training to ECE Instructors is given.

Status

Total No. of Habitations	Total no. of Schools		Total No. of			3-4 age group children		
	PS	UPS	ECES	Anganwadies	Total	B	G	T
3051	2553	691	266	3771	4037	88279	85339	173618

Source : Micro Planning

6.3.2.b Targets & Phasing:

ECEs	Existing	Proposed for 2004-05
	266	Proposed in DPEP

Note:- 648 Centres were covered under NPEGEL

Sl. No.	Intervention	Proposed Targets	
		Year	Target
1.	ECE	2004-05	-
		2005-06	2 Activities
		2006-07	2 Activities

Strategies:

Running 266 ECE Centres on model approach

Provision for Honorarium to ECE instructors and ayas

- Other activities will be covered under NPEGEL.

6.3.C. SC / ST Children

Existing Status - SC Children Education

i) SC Enrolment

No. of Children								Enrolment								% of SC Enrolment to All			
5-10				11-14				5-10				11-14				5-10		11-14	
All		SC		All		SC		All		SC		All		SC		SC		SC	
B	G	B	G	B	G	B	G	B	G	B	G	B	G	B	G	B	G	B	G
262898	237773	49917	45311	166560	134489	31293	24442	243946	215886	45919	40798	145993	110582	27125	195586	18.82	18.89	18.57	17.71

Source : Micro Planning

ii) ST Enrolment

No. of Children								Enrolment								% of ST Enrolment to All			
5 - 10				11- 14				5 - 10				11- 14				5 - 10		11- 14	
All		ST		All		ST		All		ST		All		ST		ST		ST	
B	G	B	G	B	G	B	G	B	G	B	G	B	G	B	G	B	G	B	G
262898	237773	33724	28699	166560	134489	16093	11579	243946	215886	30902	25539	145993	110582	13269	7808	12.66	11.82	9.08	7.06

Source : Micro Planning

Institutes for ST Children

Number of Schools in ST Areas ITDA & Non-ITDA Areas)

Type of School	Primary Stage		Upper Primary Stage		Total	
	Schools	Teachers	Schools	Teachers	Schools	Teachers
GVVKs	25	25	-	-	25	25
Ashram Schools	8	8	-	-	8	8
Residential (Tribal)	5	5	-	-	5	5

Source : Micro Planning

6.3. C.Targets - Phasing

Access Proposed - Phasing - SC (Children)

Stage	Proposed	Phasing			
		2003 - 04	2004 - 05	2005 - 06	2006 - 07
Primary Schools	95288	86717	3400	2500	1700
UP Schools	27868	23356	2400	1300	500

Source : Micro Planning

ST

Stage	Proposed	Phasing			
		2003 - 04	2004 - 05	2005 - 06	2006 - 07
Primary Schools	61320	56441	1800	1800	800
UP Schools	13836	10539	1200	1200	600

6.3.C Strategies & Activities

For the improvement of SC, ST Education in terms of Access, Enrolment, Retention & Quality.

SC Education

Sl. No.	Intervention	Proposed Targets	
		Year	Target Activites
1.	SC Education	2004-05	1 Activities
		2005-06	1
		2006-07	2

Strategies : *It is proposed to (1) supply notebooks to 70000 SC children during the year 2004-05 and 2006-07.*

(2) Provide one pair of clothes to 7000 SC children during the year 2005-06 and 2006-07.

ST Education

Sl. No.	Intervention	Proposed Targets	
		Year	Target Activites
1.	ST Education	2004-05	1
		2005-06	1
		2006-07	2

Strategies : *It is proposed to (1) supply notebooks to 20000 ST children during the year 2004-05 and 2006-07.*

(2) Provide one pair of clothes to 6500 ST children during the year 2005-06 and 2006-07.

6.3.D COMPUTER EDUCATION (U P School)

6.3.D.1 Targets & Phasing

No. of UP Schools	No. of Schools Proposed for Computer Education	Phasing		
		2004 - 05	2005 - 06	2006 - 07
691	65	5	5	5

(One for each Mandal)

6.3.D.2 Strategies & Activities

Upper Primary:

According to the needs of the modern period basic computer knowledge is essential. It is proposed to provide computers to all UP Schools in a phased manner, thus 65 Systems will be provided to 65 Mandal level UP Schools in phased manner 5 systems for 5 schools in every year and remaining the schools will be covered by the public contribution.

6.4 Education of children with special needs

(Integrated Education)

Existing Status:

a) Disabled Children – 5 – 10 Years

Nature of Disability	Total Children	In-School	Out of School
Orthopaedically Handicapped	3713	2544	1169
Visual Impaired	943	645	298
Hearing Impaired	1082	629	453
Mentally Retarded	1383	782	601
Leprosy Cured	19	10	9
Total	7140	4610	2530

Source : Micro Planning

b) Disabled Children – 11 – 14 Years

Nature of Disability	Total Children	In-School	Out of School
Orthopaedically Handicapped	2994	1881	1113
Visual Impaired	696	395	301
Hearing Impaired	723	372	351
Mentally Retarded	797	361	436
Leprosy Cured	27	08	19
Total	5240	3017	2223

Source : Micro Planning

6.4.2 Education of Children with Special Needs

Primary:

Sl. No.	Intervention	Proposed Targets	
		Year	Target
1.	Primary	2004-05	-
		2005-06	5 activities
		2006-07	5 activities

Source : Micro Planning

Strategies: following activities are proposed

- 1. Organising Teacher Training during the year 2005-06 and 2006-07.*
- 2. Supply of Aids & Appliances during the year 2005-06 & 2006-07.*
- 3. Provisions for 10 Resource Persons during the year 2005-06 & 2006-07.*
- 4. Construction of Rams (100) during the year 2005-06 & 2006-07.*

Upper Primary:

Sl. No.	Intervention	Proposed Targets	
		Year	Target
1.	Upper Primary	2004-05	5 activities
		2005-06	6 activities
		2006-07	5 activities

Source : Micro Planning

Strategies: following activities are proposed

- 1. Organising Assessment Camps during the year 2005-06.*
- 2. Organising Teacher Training during the year 2004-05 to 2006-07.*
- 3. Supply of Aids & Appliances during the year 2004-05 to 2006-07.*
- 4. Provisions for 10 Resource Persons during the year 2004-05 to 2006-07.*
- 5. Construction of Ramps (100) during the year 2004-05 to 2006-07.*

6.5 Interventions For Out Of School Children / AIE

6.5.1 Status

During 2002-03 year total out of school children were 114028 This year it is reduced to 85313 in the age groups of 5 - 14 years.


a) Out of School Children

Total Children				In-school				Out of School				% of Out of School			
5 - 10		11 - 14		5 - 10		11 - 14		5 - 10		11 - 14		5 - 10		11 - 14	
B	G	B	G	B	G	B	G	B	G	B	G	B	G	B	G
262898	237773	166560	134489	243946	215886	145993	110582	18952	21887	20567	23907	7.2	9.2	12.3	17.7

Source : Micro Planning

b) Nature of work - the out of school children involved

	Total Number of Children	Number of Children involved in												
		Sibling Care	Agricultural Labour	Construction Work	Factories / Shops/ Hotels	Beedi Making	Assisting Parental Occupation	Annual Contractual Labour / Farm Workers	Maid Servants	Cattle / sheep Grazer	Quarterly / Monthly / Bimonthly Labour	Quarries / Mines	Not doing any work	
Boys	39519	3701	11588	1601	722	353	3425	817	464	5631	3330	376	3254	
Girls	45794	7195	14574	1105	255	619	4687	526	477	4104	3591	214	3608	



Major obstacles of enrolment in Mahabubnagar District:

Child labour and migration are the two major obstacles that hinder the enrolment of children in Mahabubnagar district.

- *A major part of un enrolled children in the district are child labour. Specially girl children of age group 9 – 14 work as contract labour in Cotton fields, Beedi factories, coolies in building construction. In Kothur Mandal area some children are working industries in Amarchinta children work in beedi Factory.*
- *Many families of the district go on seasonal migration to big cities like Bombay, Hyderabad in search of livelihood. Some others migrate to work in projects, canal digging etc. Particularly, the elder children of the family are left at home to look after their grand parents.*

6.5.2 Plan for Out of School Children 2003-04.

Year	Total no. of out of school children	Age Group	Strategy	Plan for coverage of no. of children	Achievement under DPEP	Achievement with SSA
2002-03	135594	6-8	Direct	15000	13998	-
		8-11	NRBC	2200	2103	-
		11-14	RBC	7200	5463	-
2003-04	114028	6-8	Direct	25600	-	19185
		8-11	NRBC	9525	-	1028
		11-14	RBC	12500	5917	2585

6.5.3 Gap

Year	Total No. of Out of School children	Achievement (no. of children mainstreamed)	Gap
2003-04	114028	28715	85313

6.5.4 Plan for 'Out of School' children 2004-07

Year	Age Group	No. of Out of School children	Total
2004-05	6-8	13133	85313
	8-11	27706	
	11-14	44474	
2005-06	6-8	5133	45949
	8-11	17402	
	11-14	23414	
2006-07	6-8	1133	14749
	8-11	5074	
	11-14	8542	

6.5.5 Strategy wise plan for coverage of 'Out of School' Children.

Strategy	2004-05				2005-06				2006-07						
	Total No. of children to be covered	DPEP	SSA	NCLP	Total	Total No. of children to be covered	DPEP	SSA	NCLP	Total	Total No. of children to be covered	DPEP	SSA	NCLP	Total
Direct Admission	13133	-	8000	1500	9500	5133	-	4000	1600	5600	1133	-	1166	1600	2733
NRBC	11780		4664		4644	40816		7034		7034	13616		82		82
RBC	60400	6700	18500		25200			31200		31200				4000	
Total	85313	6700	31164	1500	39364	45949	-	42234	1600	43834	14749	-	5215	1600	6815

The remaining 7934 out of school children are to be enrolled in succeeding years.

6.5.6 Activities for 2004-07

- Intensive mobilisation activities will be taken up to bring out of school children into schools.
- Focus on identified low enrolment 10 mandals..

Sl. No.	Name of the low enrolment mandal	Out of school children		
		6-11	11-14	Total
1	Ghattu	3575	3049	6624
2	leeja	3244	1980	5224
3	Dharur	2201	2764	4965
4	Maldakal	1084	879	1963
5	Koilkonda	1183	1101	2284
6	Maddur	1633	896	2529
7	Makthal	1146	1455	2601
8	Narayanpet	1011	1015	2026
9	Narwa	502	790	1292
10	Maganoor	995	1161	2156
	Total	16574	15090	31664

Targets & Strategies:

- ◆ *Opening of new schools in school less habitations.*
- ◆ *Starting EGS Primary, Alternative schools in school less habitations during the year 2005-06 and 2006-07.*
- ◆ *Opening RBCs during the year 2004-05 to 2006-07.*
- ◆ *Opening NRBCs during the year 2004-05 to 2006-07.*
- ◆ *Opening RBCs for urban deprived children during the year 2005-06 to 2006-07*
- ◆ *Appointing mobilizers in low enrolment mandals.*

6.5.7 Activities for 2004-07:

1. *Intensive mobilisation for bringing out of School children in to Schools*
2. *Formation of action core committees at Habitation/Mandal levels*
3. *Convergence with Social Welfare. ST Welfare, Women & Child Welfare Department, BC Welfare, and Labour Department.*
4. *Partnership with NGOs for mainstreaming of Out of Schools Children*
5. *Organising Kalajathas, enrolment drives, rallies, sadassulu etc., for mobilizing the community.*
6. *Providing support to School committees for engaging mobilisers*
7. *Special focus on SC,ST Girl children*
8. *Follow up of mainstreaming children in regular Schools.*
9. *Opening of Residential Bridge Course Centres*
10. *Opening of Non-Residential Bridge Course Centres*
11. *Shelters for urban deprived children*
12. *Organising exposure visits to SEC/mother committees.*
13. *Organising orientation programme for volunteers of RBCs (3 days)*
14. *Focus on identified low enrolment mandals and Habitations*

6.6 Research, Evaluation, Supervision & Monitoring

Target Phasing:

Sl. No.	Intervention	Proposed Targets	
		Year	Target activities
a)	Primary	2004-05	Covered under DPEP
		2005-06	6 activities
		2006-07	6 activities
b)	Upper Primary	2004-05	8 activities
		2005-06	6 activities
		2006-07	6 activities

Strategies & Activities: Primary & Upper Primary:

- (1) Primary and UP school teachers, DIET, B.Ed college and University faculty will be encouraged to take up impact studies action researches cohort analysis.
- (2) The MEOs and MRPs will monitor the schools and also child monitoring and support and motivate the teachers and parents and children to reach better performance.
- (3) Content reviews and monitoring are highly important to achieve good quality education, community mobilization involvement sharing of reports.

The Mobile Science Lab :

The mobile science lab will be more useful for the students and teachers in rural area to cope with the developments in the field of science technology.

Objectives:

- *To create learning atmosphere in schools.*
- *To enable the teachers inculcate scientific knowledge and attitudes among young children.*
- *To arouse enthusiasm and develop scientific temper among young children.*
- *To enable the children to achieve learning competencies in Environmental Science-II, through practical knowledge.*

Plan of Action :

5 Revenue divisions will be taken by providing one mobile van to each division at the cost of Rs.1.69 lakhs to each.

6.7. Management Structure and Institutional Capacity Building:

Management Information System :: *EMIS Formats for all the Primary, Upper Primary and High Schools are given and necessary training was provided and the data on school management is collected during 200-2001 and computerized at State level.*

DISE :: *During 2003-04 formats are given to all the Headmasters of Primary, Upper Primary and High Schools are given and necessary training were given to fill up the formats. DISE information from all the schools is collected and computerized and the information utilized in the preparation of Annual Work Plan & Budget.*

Sl. No.	Intervention	Proposed Targets	
		Year	Target
1.	Management structure and institutional capacity building	2004-05	14 Activities
		2005-06	15 Activities
		2006-07	15 Activities

Strategies & Activities:

The staff salaries for the year 2004-05 are proposed in DPEP and will drawn from SSA for the years 2005-06 and 2006-07. The proposed 15 activities will improve the capacity of the staff and make the project achieve the objectives.

The activities will be published in the local news paper through advertisement and news.

6.7. Implementation and Arrangements

Organizations responsible for the implementation of SSA:

The activities under SSA will be implemented by an autonomous organisation i.e. APPVP implementation agency for the DPEP programmes in state. The APPVP has a General council and executive committee with defined powers, functions and responsibilities. There is a well structured state level office and district level offices (DPOs) in DPEP/ SSA district.

APPVP of DPEP is proposed to over see the programme monitoring aspects of the SSA in the districts.

District Level:

1. District Collector and Chairperson
2. District Educational Officer (Ex-officio)
3. Additional Project Coordinator

Mandal Level:

1. Mandal Educational officer

TC Level/ Cluster Level:

School Complex & Teacher Centres

Habitation Level :

Teachers & SEC

6.8 Community Mobilisation And Participation

6.8.1 Progress Overview

The committee chairperson and the school HM are jointly responsible for utilisation funds and appointment of Vidyavolunteers etc.

Target & Phasing:

Sl. No.	Intervention	Proposed Targets	
		Year	Target
1	Community Mobilisation	2004-05	7648
		2005-06	12804
		2006-07	12804

Training to community leaders, mobilization of community through MEOs / MRPs / NGOs mandal teams / other departments. Kalajathas, Cable network have been proposed as strategies to mobilize community so that community will involve enrolling all children in the school and provide the needed land for construction of new buildings, classrooms and for play ground.

6.9: Civil Works

Adequate infrastructure such as class rooms furniture Toilets etc., or the basic requirements for making children retain in the Schools. Schools and Classrooms are to be more attractive to sustain interest of the children and participate actively in the teaching learning process. Unfortunately many Schools don't have infrastructure facilities.

The planning process taken up as a pre project activities to identified the needs of the Schools.

6.9.1 A) Primary Schools

Existing Infrastructure - Primary Schools

No. of Schools	No. of Children (Enrolment)	No. of Teacher Posts Sanctioned	Total Classrooms available	Total Classroom carpet area	Required Classroom carpet area @ 8 Sft per child	Gap (6 - 5)	Classroom 1: 40 children	Gap (8 - 4)	No. of Classrooms required @ 1 per teacher	Gap (10 - 4)
(1)	(2)	(3)	(4)	(5)	(6)	(7)	(8)	(9)	(10)	(11)
2553	241481	5682	4527	1358100	1934728	576628	6037	1508	5682	1155

Source : Micro Planning

4527 classrooms are available for 2553 schools where 241481 children are enrolled, 1508 classrooms are needed as per the classroom pupil ratio, however 1155 class rooms are required as per teacher classroom ratio.

ii) Existing Infrastructure - Primary Schools - Toilets, Drinking Water, Repairs & Other Facilities

No. of Schools	Schools having infrastructure facilities (Mention in no. of schools)				Required Infrastructure (Mention in number of Schools)						
	No. of Toilets	Drinking Water Facilities	Electricity Connections	Compound Wall	Toilets	Drinking Water	Electricity Connections	Compound walls	No. of Classrooms repairs	Minor Repairs	Major Repairs
2553	1037	758	360	403	1516	1795	1193	2150	1551	804	717

Source : Micro Planning

(A) Targets & Phasing

Keeping Civil Works cost within 33% of Total Project cost of perspective plan and each AWP & Bs. Training to engineers, masons, School Committees on Civil Works need to be indicated under training.

S. No	Item	Target - Total required	Phasing		
			2004-05	2005 - 06	2006 - 07
1	New School Buildings	60	25	25	-
2	Buildings to Building less Schools	308	50	158	100
3	Dilapidated buildings	40	20	10	10
4	Additional Classrooms	1508	40	540	562
5	Toilets	1516	-	-	-
6	Drinking Water Facility	1795	59	29	26
7	Compound Wall	2150	923	615	1538

The expenditure for the civil works exceeding to the 33% of the Budget of SSA will be incurred from the contributions made by the community.

6.9.1 B) Upper Primary Schools

i) Existing Schools Particulars

No. of Schools	No. of Children (Enrolment)	No. of Teacher Posts Sanctioned	Total Classrooms available	Total Classroom carpet area	Required Classroom carpet area 'a. 8 Sft per child	Gap (6 - 5)	Classroom 1: 40 children	Gap (8 - 4)	No. of Classrooms required @1 per teacher	Gap (10 - 4)
(1)	(2)	(3)	(4)	(5)	(6)	(7)	(8)	(9)	(10)	(11)
691	160597	3947	2703	710900	1284776	573876	4015	1312	3947	1244

ii) Existing Infrastructure - Upper Primary Schools - Toilets, Drinking Water, Repairs & Other Facilities

No of School	Schools having infrastructure facilities (Mention in no. of schools)					Required Infrastructure (Mention in number of Schools)							
	No. of Toilets	Drinking Water Facilities	Electricity Connections	Compound Wall	Play Ground	Toilets	Drinking Water	Electricity Connections	Compound walls	Play Ground facilities	No. of Classrooms repairs	Minor Repairs	Major Repairs
691	475	395	412	299	211	216	296	279	392	480	291	105	186

6.9.2 B) Targets & Phasing (Upper Primary)

S. No	Item	Target - Requirement	Phasing		
			2004-05	2005 - 06	2006 - 07
1	Classrooms to Upgraded UP Schools	120	30	20	-
2	Buildings to building less schools	07	07	14	-
2	Additional Classrooms to existing UP Schools	1312	29	470	509
3	Toilets	216	-	-	-
4	Drinking Water Facility	296	64	30	56
5	Compound Wall	392	3080	615	2461
6	Dilapidated Buildings	86	10	10	10

6.9.3 C) UP Sections (of High Schools)

i) Existing Schools Particulars

No. of Schools	No. of Children (Enrolment)	No. of Teacher Posts	Total Classrooms available	Total Classroom carpet area	Required Classroom carpet area @ 8 Sft per child	Gap (6 - 5)	Classroom 1: 40 children	Gap (8 - 4)	No. of Classrooms required @ 1 per Gap	(10 - 4)
(1)	(2)	(3)	(4)	(5)	(6)	(7)	(8)	(9)	(10)	(11)
437	135224	3458	2357	707100	1081792	374692	3381	1024	3458	1101

ii) Existing Infrastructure available in the UP Section (of High Schools) - Toilets, Drinking Water, Repairs & Other Facilities

No. of Schools	Schools having infrastructure facilities (Mention in no. of schools)					Required Infrastructure (Mention in number of Schools)							
	No. of Toilets	Drinking Water Facilities	Electricity Connections	Compound Wall	Play Ground	Toilets	Drinking Water	Electricity Connections	Compound walls	Play Ground facilities	No. of Classrooms repairs	Minor Repairs	Major Repairs
437	276	283	356	283	-	161	154	81	154	-	462	62	46

6.9.4 Strategies, Activities

- a) *Sanction of civil works depends on the micro planning conducted at habitation*
- b) *The Mandal plan approved by the Mandal team is the basis for coverage of the works.*
- c) *Civil works have to be phased with a ceiling of 33% of budget of AWP & B.*

The execution will be done by the SECs as part of community involvement. In some places the SEC will contribute some amount. The committees will be oriented on the functional aspects of construction, flow of funds role of SEC, Engineers, DPEP etc., Provision has been made for construction of school buildings. Building to Building less schools and New school buildings (Primary) a package building has been proposed with one room ,bore well, septic toilet and child friendly elements as per NPEGEL norms. The unit cost is Rs.2.00 lakhs per building. For construction of class rooms of primary and upper primary schools the unit cost is Rs.1.60 lakhs including child friendly elements in Mahabubnagar district.

For construction of addl. Class rooms for upper primary sections of high schools, Residential schools the unit cost is Rs.2.20 lakhs with child friendly elements.

6.9.5. Convergence

The Engineering branch will visit the site contributed by the Village Education Committee and decide the suitability for construction of school building; it prepares the budget for the school and will get approval.

School Education committee provides the land on free of cost besides one Vidya Volunteer for new school. SEC also looks after the accommodation until SSA provides the land on free of cost besides one Vidyavolunteer for new school. SEC also looks after the accommodation until SSA provides new school building mobilisation of school age children is taken care by the SEC.

6.9.6 Monitoring & follow up procedures – Who, how, Schedule etc. –

Implementation agency etc. A clear strategy for Civil Works including Supervision & Monitoring, Fund flow to be clearly mentioned.

<i>Acquisition of Land</i>	-	<i>School Education Committee</i>
<i>Planning, supervision and construction</i>	-	<i>Deputy Executive Engineer.</i>
		<i>Assessment of work at various levels</i>
<i>(BL, LL, RL, SL) & Flow of finances</i>	-	<i>Dy.E.E. & Additional Project Co-ordinator</i>

The Engineering wing after satisfying with the provided training the SEC, masons etc in maintaining quality, procuring material feeling ownership of the building etc.

The Deputy Executive Engineers regularly visit the site and note the observation whether time schedule, quality are maintained or not.

CHAPTER – VII

MANAGEMENT INFORMATION SYSTEM

CHAPTER- VII

7.0 Management Information System

The Scope of MIS under SSA :

It is to

(a) Provide information on:

1. Access, retention and quality related issues.
2. Interventions – wise progress of SSA implementation.
3. Schooling scenario of children in the target group.
4. Progress of EGA/AIE related issues.

(b) Act as a decision support system (DSS) for implementation agencies.

(c) Provide support and assistance in preparation of Perspective / Annual Work Plan Budget.

7.1 Need of MIS :

1. Preparation of the Perspective and the Annual Work Plan

There is need of data and information to prepare Perspective and the Annual Work Plan as planning is meant to focus on each child in the targeted age group, the data should also be available with respect to each child in the same are group. This is possible by collecting the relevant information through enumeration of the households in the habitations. Since habitations is the basis of planning under SSA, a consolidate picture of the habitation would be required. Besides, to know the existing resources available for access of the children in primary/upper primary schools, information with respect to each such intuitions ie., School-either formal or alternative, would also be required. Thus, to capture the primary information need for planning, two sets of data viz, i) habitations data (by household enumeration) are required and should be put in place.

2. House-to House enumeration:

To carry out house-to house enumeration care should be taken so that data are collected for minimum number of parameters and should conform to details of the children of the targeted group only. To facilitate this, a one page data capture format (DCF) has been designed at the National Level along with the defecations and instructions to be followed. Besides, the household data thus collected should be consolidated and complied at the habitation level. A set of suggested proformas has also been designed to facilitate this activity. Once the habitation level planning is over. The filled up household DCF's should be stored as village education register (VER) which would be handy for the VEC members to monitor each child's enrolment and attendance in the school which then can be discussed in each VEC meeting.

3. School-wise Data:

An annual information system viz, District Information System for Education (DISE) has been set up to collect school wise data. DISE is conceived as the backbone of an integrated educational management information system operating at the district, state and the national level under the SSA framework, It was decided to extend the DISE data collection system to all districts and treat it as the official data on education.

DISE covers all recognised schools imparting education up to elementary education (Grade VII or Grade VIII) and also provides information on variables like teacher's profile, medium of instructions, incentives, examination results and data on the number of disabled children studying in various grades.

7.2 Planning for MIS

EMIS Cell Level is already established at the District level

The following man power would be required.

- One MIS Officer/ Programmer
- Three Data Entry Operators.

7.3 Provision for Hardware and Software at District Level

Adequate guidelines regarding the nature and type of hardware and software required for implementation of DISE at the state and the District level have been issued from the National Level from time to time. The provisions for the purchase of hardware and software should be adequate built in to state/district plans according to the specified guidelines for purchase of equipment/supplies. The operating costs of the MIS unit should be included in the annual work plan under the head of “Management of Supervision & Monitoring”.

7.4 Training

The computer professional staff at the state level is usually provided training in the use of DISE from the National Level. The state staff in turn has to organize training for the district programmers and the data entry operators.

The district level resource persons in turn organize training at block/cluster level. The training is generally organized for the School Principals/Head teachers at the block or the cluster level.

7.5 Quality of Data

The quality of data collected by house – to – house survey and also through DISE should be controlled right from the beginning.

Care should be taken on the following aspects to ensure quality of data

- Proper and adequate training of Head Master/Principles.
- Ensuring complete coverage and response by the respondents. Data from all types of private recognized institutions should be collected.
- Data is collected only up to elementary stage.
- Sample validation and verification of the DCF at various levels is carried out as per established procedures.
- Ensuring that each school has entered the correct school code.

- *Generation of school codes for new schools if the code not exists in the DISE database.*
- *Ensuring that all the items are filled in and no block of information is left incomplete*
- *Cross validation on sample basis of the data provided by the school with the corresponding schools records.*
- *It is also suggested that a proper feedback scheduled should be designed at the state level so that feedback is obtained from the BRC & CRCs coordinators on field operations and management. Such formats can be designed at the state level.*

CHAPTER – VIII

MANAGEMENT STRUCTURE

CHAPTER- VIII

8.0 Management Structure

It is very important to have an appropriate structure for effective implementation of SSA in the district.

District Level:

1. District Collector and Chairperson
2. District Educational Officer (Ex-officio)
3. Additional Project Coordinator

Mandal Level:

1. Mandal Educational officer

TC Level/ Cluster Level:

School Complex & Teacher Centres

Habitation Level :

Teachers & SEC

8.1. Organisation Structure :

Sl. No	Category of the Post	No.of Posts Sanctioned	No.of Working
1	Additional Project Coordinator	1	1
2	Teacher Training		
	1) Alternative Schooling Coordinator	1	*
	2) Academic Monitoring Officer	1	1
3	Girl Child Development Officer	1	1
4	Community Mobilisation Officer	1	1
5	MIS Cell		
	Computer Operators	4	2
6	Administration		
	1) Superintendent	1	1
	2) Sr.Asst.		1
	3) Jr. Asst	3	1
	4) Attenders	2	*
7	1) Fin-cum-Audit		
	a)Administrative-cum-Accounts Officer	1	1
	2)Sr. Accountant	1	1
	3) Jr. Accountant	1	1
8	Engineering Cell		
	1) Dy. Executive Engineer	1	*
	2) Assistant Engineer	2	*

8.2 Targets & Phasing

Additional Posts required for SSA (UP Stage)

8.3 Strategies & Activities

Major Strategies:

- *Strengthening of existing DPO*
- *Provision of Additional staff*
- *Strengthening of DIET*
- *Strengthening of DEOs Office*

Activities

- *Furniture for DPO*
- *Equipment for DPO*
- *Hire charges for vehicles for DPO*
- *Salary for DPO Staff*
- *Water, Electricity, Telephone etc for DPO*
- *Rent for DPO*
- *TA & DA to DPO Staff*
- *Equipment Maintenance and operation at DPO*
- *Consultant Honorarium*
- *Support to DIET – Library, Equipment and maintenance.*
- *Strengthening of DEOs office – Furniture, Equipment, Stationery and Computer maintenance.*

8.4 Convergence

Convergence with the District Collector, DIET, Social Welfare, Tribal Welfare, BC Welfare, ICDS, DPIP, Adult Education Departments and NGOs working in the area of Child labour, Girls Education, disabled children etc.

8.5 Monitoring & Supervision

The District Collector and Chairman, DPEP and District Educational Officer and DPC, Additional Project Coordinator and all Sectoral Officers may monitor the programme for smooth conducting. The progress of the project in the field will be reviewed at Divisional and District level with DRPs and M R Ps/ M E Os on the monthly basis. Special review meeting will be conducted to review the education of focussed groups and to take necessary follow up action.

CHAPTER -IX

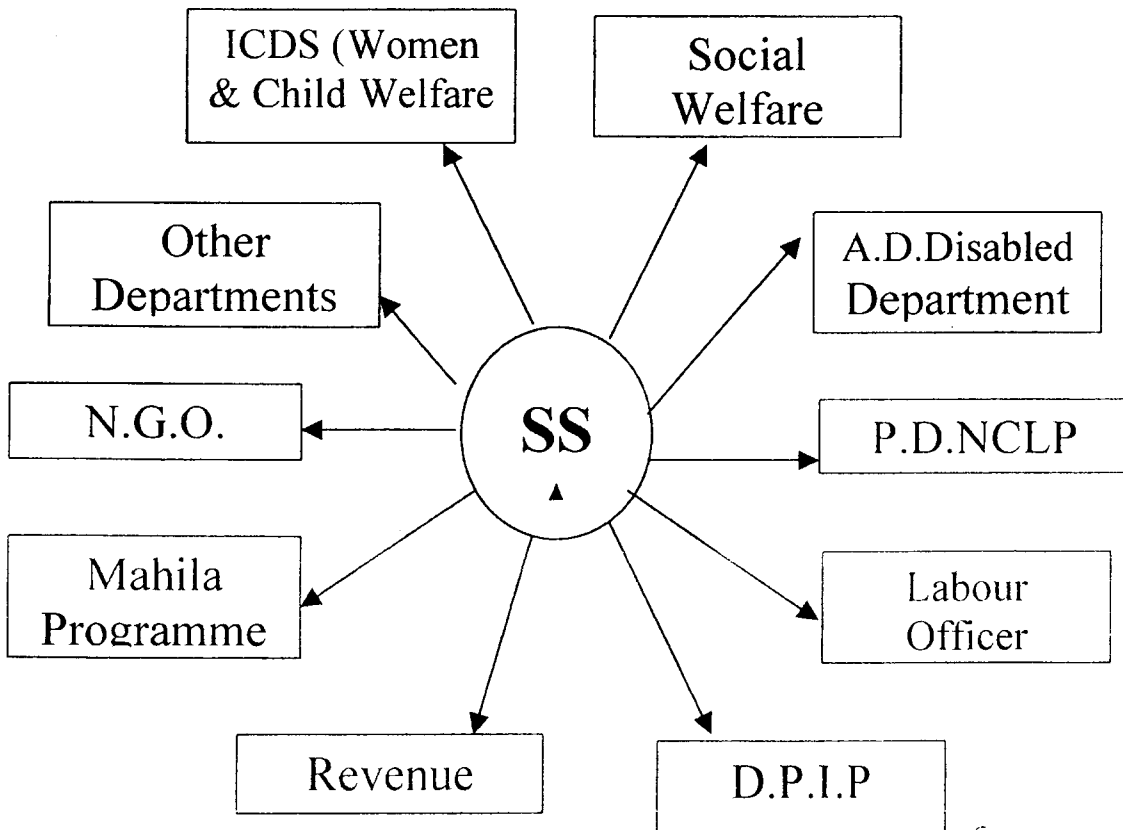
CONVERGENCE AND LINKAGE

CHAPTER- IX

9.0 Convergence:

All the departments related to education jointly working for the betterment of literacy in Mahabubnagar. The Collector will review the progress every month. The following tasks are undertaken by different departments for the benefit of school age children.

The SSA Programme being an additionally to the existing departmental programmes and other initiatives being implemented by the departments such as Social Welfare, Tribal Welfare, Welfare of the disabled, Women & Child Development and NCLP for the education of children up to elementary stage. Further, there are considerable number of NGOs opening from various geographical areas and working in the areas of child Labour, Girls Education for disabled children, etc., Therefore, it is proposed to work with NGOs by way of supporting from SSA.



Department of Social Welfare

- *Establishment of Welfare Hostels with boarding & lodging for the students of Class III onwards in all Mandal head quarters preferably to the children of socially and economically Backward Classes.*
- *Providing free uniform, scholarships to the SC students.*
- *Remedial classes for children of below average*
- *Conduct of Back to school programme during summer to mainstream all out of school children in convergence with the Department of Education.*
- *Establishment and running of residential schools both for Primary and Upper Primary @ 2 in each and every Mandal.*

Department of Tribal Welfare:

- *Running schools at Primary, Upper Primary and High School level in tribal sub-plan areas.*
- *Providing training teachers and monitoring entire education for its quality.*
- *Opening of MAABADI school in small school less habitations with Classes I & II.*
- *Running Residential Ashram Schools at the cluster level from Class III onwards.*
- *Providing free uniform, textbooks and scholarships to all the tribal children.*
- *Under taking specific need based researches for the improvement of tribal education.*

Department of Welfare of Handicapped:

- *Running special schools for visually handicapped, hearing impaired and mentally retarded children.*
- *Running Hostels with Boarding and Lodging facilities for the above students.*
- *Conducting special programmes for vocational rehabilitation and programmes for the discussed children.*
- *Supply of Aids and Appliances to the children of various disabilities.*
- *Special drives for the assessment of disability among school age children and providing hospital facilities.*

Women and Child Welfare Department:

- *Running Anganwadi Centres for the children in the age group of 3 – 5 years under ICDS Programme.*
- *Running girl protection homes along with providing education.*
- *Conduct of long term Residential Bridge Courses for mainstreaming the girl children.*
- *Survey and development of database on girl children and their education.*
- *Functioning of Bal Sadans in all the Mandal Head Quarters.*

Convergence with Child Labour Project & Labour Department

The NCLP is conducting 40 child labour camps convergence with regard to enrolment of child labour and mainstreaming the children into regular schools. The labour department identify the child labour and helping them to join in RBCs or NRBCs or formal schools.

Convergence with NGO

83 RBCs are sanctioned to NGOs to run the schools, impart training inputs to volunteers and mainstreaming of 9-14 children in to regular schools. Convergence with regard to enrolment and mainstreaming is planned. NGOs are also identified to run the Bridge Courses as per norms.

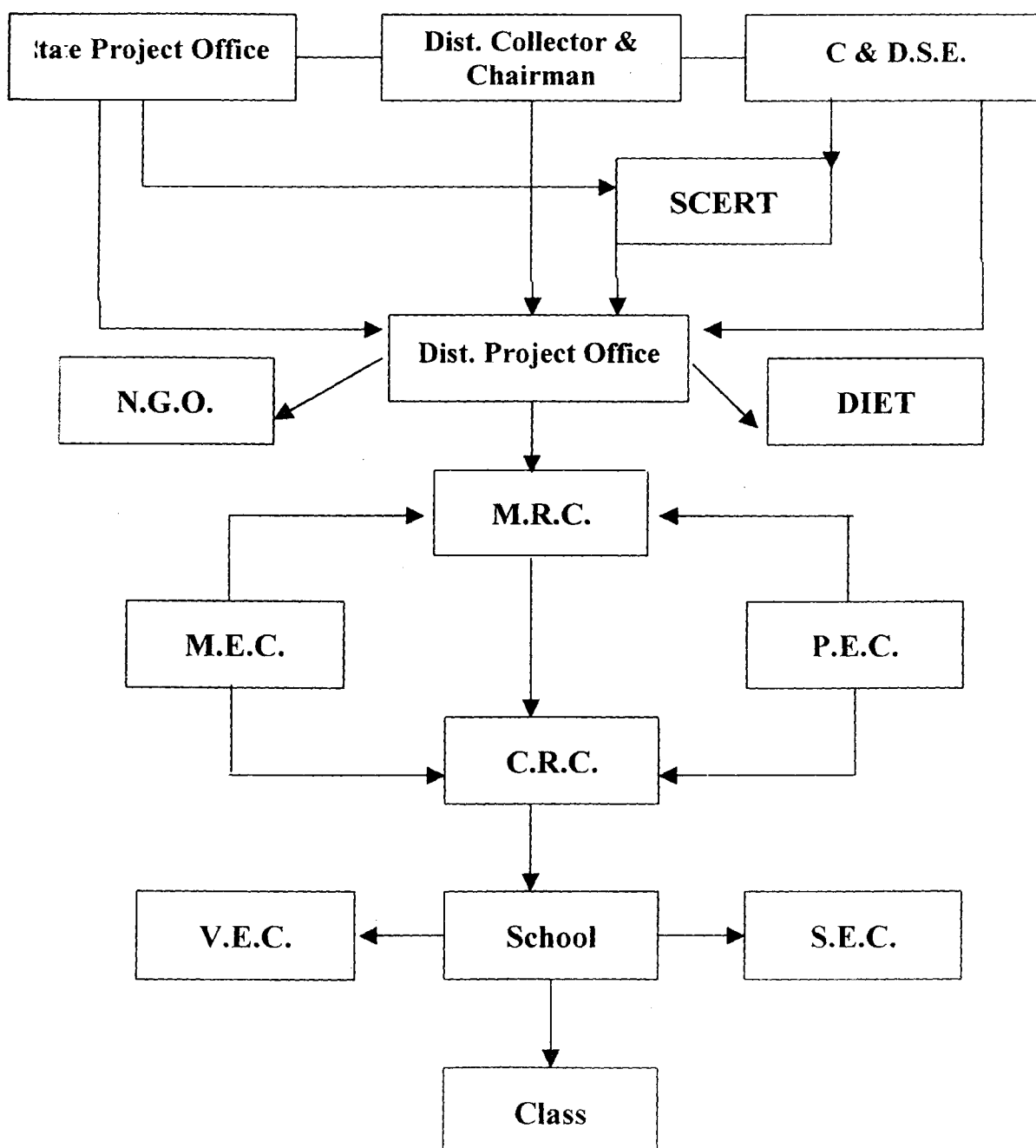
Convergence with DPIP & Mahila Pranganam

To mainstream the RBC girls children in the residential schools of Velugu. The convergence with velugu departments is highly important to run residential bridge course for girls. These are four Velugu Schools (RBC) to accomidate 320 girl children in sixth class convergence with mahila pranganam is important and necessary. They will also give vocational training to the girl children.

Convergence with other Departments

The convergence with departments like revenue, PD/DRDA, Mahila Samakya, Mahila Samastha, Revenue, Excise, Police, Agriculture are important to mobilize the parents & public to send their children to schools regularly. These departments also review the status of education during grama sabhas conducted at village level.

Linkages:



The Sectorial Officers of DPO in-charge of various major interventions will be monitoring the implementation of sector-wise planned programmes in all the Mandals with adequate field visits and with review meetings. The Mandal Educational Officer along with Mandal Resource Persons will be implementing, monitoring the programme at Mandal level. The progress of the project in the field will be reviewed at divisional level with DRPs and MRPs/MEOs on monthly basis and the same will be shared at State Level.

Further separate meetings will be convened to review the Education of Focussed Groups i.e, Girls Education, Tribal Education, IED, Minorities, ECEs, Child labour, Migrated children etc., and taking up of necessary follow-up action. The monthly progress reports will be compiled initially at District Level reflecting Mandal - wise targets and achievements along with progress on project performance indicators and the same will be furnished to the State Project Office on a monthly basis.

Primary Level:

All DIET Lecturers will be given Resource Persons training on all the SSA Interventions either at State level or district level and they have to act as resource persons. All the DIET Lecturers will be given training in the preparation of TLM, Evaluation tools, text books writing, training modules preparation, monitoring formats, survey formats, cohort analysis formats etc., all the DIET Lecturers will adopt 1 Mandal and visit all the Schools and provide academic guidance.

Upper Primary Level:

The DIET Lecturers will monitor UP Schools in the Mandal and provide academic guidance to the teachers of UP Schools. They attend the TC Meetings of UP Schools at MRC. Take measures to good percentage in 7th class public examination results.

9.1. Implementation and Arrangements

Organizations responsible for the implementation of SSA:

The activities under SSA will be implemented by an autonomous organisation i.e. APPVP implementation agency for the DPEP programmes in state. The APPVP has a General council and executive committee with defined powers, functions and responsibilities. There is a well structured state level office and district level offices (DPOs) in DPEP/SSA district.

APPVP of DPEP is proposed to over see the programme monitoring aspects of the SSA in the districts.

Executive Agencies at various levels:

1. Village level : School Committees
2. Mandal level : MEO, MRC
3. District level : DIET, District Education Committee
4. Regional level : I A S Es, Universities (Guidance in partnership)
5. State level : SCERT, SIET.

APPVP executive project components through the following outside agencies.

1. Village level:

School committees have been formulated for all the schools through community participation Act, AP. There will be four members out of which, two are women and one chairman. The members are the parents of the children attending the school. Panchayath Education Committee have been formulated under the Chairmanship of the surpanch with the representatives of the members of the school committees under the Panchayath along with other members to look after school matters and monitor the children education through their active participation and support.

Given below are the functions of various committees at village level with reference to executing project components.

a). School Education Committees:

- *Takes leading role in executing all types of civil works at habitation level.*
- *Identifies and provides the free land to new schools and also invites other contributions from the community.*
- *Participates in the preparation of habitation education plan.*
- *Preparation of social map by the members (of SEC) to record out of school children and other resources.*
- *Takes responsibility for mobilizing community and parents on the issues of child labour and mainstreaming them; and also improving the infrastructure facilities.*
- *Manages the school education fund for school development.*
- *Ensures enrolment and retention of all the children.*
- *Arranges for the services of local persons as teachers or instructors.*
- *Ensure excellence in the over all performance of the children and the school.*
- *Ensure effective use of equipment in the teaching learning process.*
- *Monitor the ECE and Alternative educational facilities in the habitation.*

b) Panchayath Education Committee:

- *It takes all the steps required for effective functioning of the schools and achieve total literacy in the Gram Panchayath.*
- *It shall maintain Panchayath Education fund to provide resources to the school.*
- *It monitors the activities meant for achieving UEE.*

II Mandal level:

a) MRC:

It is proposed/ established to provide in service training for primary and upper primary teachers of the Mandal and also shoulders the responsibility of monitoring and supervision of schools and providing professional support to the teachers.

There are three MRPs in each Mandal Resource Centre to provide support and assistance to the MEO.

- o MRPs provide professional support to the teachers besides attendance monitoring of the children and teachers.*
- o Guide and monitor the utilization of TLM and AV equipment; and grants utilization, awareness campaign TC meetings etc.*

b) Mandal Educational Committee:

- ◆ It is formed for the effective functioning of the school system in the Mandal and achieve the national goal of UEE. MEO acts as the member convenor for Mandal Educational Committees.*
- ◆ It undertake annual evaluation of the performance of the schools, its facilities;*
- ◆ Monitors and supervises the schools.*
- ◆ Prepares Mandal Educational Plan and monitor the UEE interventions.*

III District level

District Education Committee:

It is formulated under the chairmanship of Zilla Parishad with Chief Executive Officer of Zilla Parishad as member – convenor. It consists parents, HMs, Educationalists, NGOs, DEO, representatives from other Welfare Departments etc. as members.

It takes care of annual evaluation of the performance of the schools and prepare annual budget and operate district education fund. It reviews and monitors the progress in achieving the UEE in scheduled time.

DIET:

The model agency at the district level plays vital role in the light of UEE (SSA) interventions.

- (1) Acts as academic resource centre in the field of elementary education.*
- (2) Provides training to the MRPs in pedagogy, community mobilisation, planning, multi grade teaching etc.*
- (3) Develops specific training strategies of the district.*
- (4) Evaluates the impact of UEE interventions*
- (5) The faculty members of the DIET will act as the core team members of District Resource Group.*
- (6) Conduct academic monitoring of the schools*
- (7) Conducts action researches on the interventions of UEE*
- (8) Guides in the utilization of AV material for quality in education.*

Regional level:

IASEs and universities are proposed as resource bases at regional level in the state.

The proposed activities are:

- 1. Development of capacities for appraisal and supervision*
- 2. Conduct of evaluation and achievement studies*
- 3. Organises training for DRGs in different areas.*
- 4. Provides training in special education and needs of special groups*
- 5. Provides training to the DRG in micro planning and community based school management.*

State level:

SCERT and SIET play an important role in the capacity building activities of the various personnel associated with UEE interventions.

i) SCERT

- ◆ Conducts workshops, seminars, training programmes for the DRGs, DIET faculty and MRPs in different areas to achieve UEE.
- ◆ Develops training packages
- ◆ Conducts surveys, assessment studies, undertakes research projects etc required for UEE.

SET

SIET plays a vital role in the context of UEE at three levels.

1) School 2) Teacher Centre 3) DIET.

In addition to SCERT, SIET other NGO organisation will be associated in developing strategies and for training the project staff and to work in partnership.

The State Project Office and the District Project Office develop training packages, manuals, training of various functionaries development of text books etc. directly or in association with professionals from the reputed institutions and individual consultants.

The State Project Office and District Project Office will undertake some of the innovative activities with the support from National/ State Level Academic Institutions, NGOs, TSG etc.

Participation arrangements:

The project has carefully designed arrangements for implementation of the programme by ensuring the participation of parents, teachers and community at large.

Many of the interventions of SSA are proposed to be implemented through organisations/ SEC. The Headmaster would be involved in almost all crucial interventions.

Planning:

- ◆ SEC conduct survey and prepares a list of 0 – 14 years age group children showing whether in schools or never enrolled.
- ◆ SEC participates and prepares habitation educational plan.
- ◆ Mother Associations identify the location for starting ECE, instructor and Aya for ECE.
- ◆ SEC identifies major resources for support of elementary education activities in the habitation.

Implementation:

- ◆ SEC takes a lead role in executing all types of civil works at habitation level. The SEC shall identify free land in the habitation as well as invites other contributions from the community.
- ◆ It takes the responsibility of out of school children.
- ◆ Mother Association takes the responsibility of ECEs.

Monitoring:

- ◆ SEC shall monitor the utilisation of the school and teachers grants; the progress and quality of civil works.
- ◆ Efforts for mainstreaming child labour or out of school children
- ◆ Monitor the regular attendance and retention of in school children and the teachers
- ◆ Mother Associations monitor and supervise the ECEs.
- ◆ SEC monitor the utilisation of TLM and other equipments; and mobilise community support to procure resources and enhancing infrastructure facilities.
- ◆ Training will be given to SC members for developing awareness on the school related issues.
- ◆ Conduct of model SC meetings and organisation of Gramasabha
- ◆ Organising inter state tours of SC for observing good practices.
- ◆ Organising one day training for the SC on construction technique and other cost effective techniques.
- ◆ Training to the members of Mothers Association on monitoring and supervision of ECE Centres.

At the village level, the project will be run by the parents and members of the community. This assures commitment of management to achieve the goal of UEE.

At the state and district levels project management will consist of persons with proven expertise, dedication to the organisation goals and willingness to work hard for the organisation. Functional groups will interact with each other for common objectives and goals. Accountability will be the matter of all the functionaries. The project will aim for high degree of effectiveness and efficiency in deploying all resources.

The management will cooperate the other convergent goal, departments, NGOs and other resource institutions for achieving the project goal.

State Project Office:

State Project Office is already established and working at the state level for DPEP and it will be adequate to look after the interventions of SSA in the project districts.

District Project Office:

It is established in 1999 at the district headquarter working for the achievement of UEE under DPEP and it will look after the interventions of SSA in the project.

Mahabubnagar being a big district consisting of 64 mandals needs some more sectorial officers for effective implementation of educational programme in addition to the existing structure.

- 1) Co-Ordinator for Access and Child Labour*
- 2) IED – Coordinator*

Functions:

- *Development of AWP & B.*
- *Responsible for implementation of all the activities as per AWP & B and submits progress reports from time to time as desired by SPO/GOI.*
- *Publication of reports, news letter etc.*

Inputs:

The District Project Office is accommodates in the DRC and it will be supported with the required furniture, equipment, salaries , vehicles and other MIS equipment along with stationery and other contingencies besides, some alternations and repairs to the existing buildings.

Flow of funds:

The process of funds will be from the State Project Office to District Project office.

- *Funds flow from SPO to District Collector, Ex-officio chairman, District SSA/ DEEP by committee Accounts Payee Cheque a Accounts Payees DD as per AWP & B provision.*
- *All funds from DPO to the executing agencies will be through Accounts Payee cheque or Accounts Payee DD.*
- *Accounts will be maintained as per the stationery requirements for societies. Reports will be sent to SPO/GOI as per requirements.*

Audit

- a) *Pre audit by AAO of DPO of all expenditure*
- b) *Stationery audit every year, by the auditor*
- c) *Annual Audit by Chartered Accountant General.*

General

Expenditure payment will be sanctioned by:

- *Competent authorities*
- *Subject to Budget provision*
- *With in approved work plan*
- *In accordance with rules/ procedure*

Bank transactions will be made by

- *Authorised signatory/ signatories*
- *With delegated competence*
- *Based on competent sanction*

In all financial transactions

- *Prudent*
- *Cost effectiveness*
- *Transparency will be maintained*

CHAPTER -X

ACTIVITIES & BUDGETING

CHAPTER- X

10.0 Activities and Budgeting (Component Wise)

Nine major activities have been proposed under SSA perspective plan for three years (2004-05 to 2006-07) for an out lay of Rs. 15481.8335 lakhs. The details are as follows.

10.1 Access - Primary & Upper Primary Schools and Teachers

Three activities have been proposed under access for an out lay of Rs. 6518.52 for three years both for primary and upper primary. They are

- (1) Opening of new primary schools (60) and upper primary schools (60)
- (2) Provision of teachers for new primary schools (120) and new upper primary schools (180)
- (3) Additional teachers for primary schools (535) and upper primary schools & sections 2485 for 3 years.

The component wise budget table 10.1 prepared and enclosed.

10.2 Quality Improvement

The following seven activities have been proposed for three years for an amount of Rs. 1395.8745 Lakhs both for primary and upper primary schools.

1. Free Text Books from Class VI to VIII to OC girls
2. TLE grant for primary @ 10,000/- each & upper primary @ 50,000/- each.
3. School grant for primary and upper primary 2000/- each.
4. Teacher grant for primary and upper primary 500/- each.
5. Teacher training 70/- per day per teacher.
6. Mandal Resource centres contingencies TA, TLM grant etc.
7. Teacher centre furniture grant 10,000/- since not covered previously, contingency meeting TA grant, TLM grant

The component wise budget label 10.2 is prepared and enclosed.

10.3 Special focused groups (Innovations)

Innovative activities have been planned for the special focused groups for an out lay of Rs. 144.9744 for three years as per norms without exceeding Rs. 50/- lakhs for every year.

- 1. Activities for improvement of girls education.*
- 2. Activities for ECE since 2005-06*
- 3. Activities for SC/ST Children*
- 4. Activities for computer education for upper primary school children.*

The component wise budget table 10.3 is prepared and enclosed.

10.4 Education of Children with special needs (CWSN)

Six activities have been proposed for an out lay of Rs. 71.7010 for three years both for primary and upper primary.

given below are activities:

- (A) Assessment Camps*
- (B) Masters training on inclusive Education*
- (C) Teacher Training on inclusive Education*
- (D) Supply of Aids and appliances*
- (E) Construction of ramps*
- (F) Ten resource persons for needy mandals*

The component wise budget table 10.4 is prepared and enclosed.

10.5 Education of Out of School Children

Bridge Course have been planned for out of school children and urban deprived children from 5-14 years age group for an amount of Rs.1819.56 for three years. The bridge courses include EGs (Primary), NRBCs, RBCs .

The component wise budget table 10.5 is prepared and enclosed.

10.6 Research Evaluation, Supervision and Monitoring

Six activities have been planned for an out lay of Rs. 83.4740 Lakhs for primary and upper primary stages. The activities proposed under are

- *BAS, MAS, TAs action research studies*
- *Orientation of Trainings on action research*
- *Orientation on Evaluation*
- *Supervision*
- *Monitoring*
- *Attendance Monitoring*
- *MIS equipment & honorarium*
- *Special monitoring of C&D grade schools*

The component wise budget table 10.6 is prepared and enclosed.

10.7 Management structure and Institutional Capacity building

The following activities have been proposed for an out lay of Rs. 318.5680 Lakhs for 3 years

- *Management activities salaries, vehicles etc.*
- *Auditing & Expenditure*
- *Equipment operation, maintenance & Equipment*
- *Printing of modules*
- *Media and documentation activities*
- *Honorarium for mobilisers.*
- *Review Meetings.*

The component wise budget table 10.7 is prepared and enclosed.

10.8 Community Mobilization

The following four activities have been planned for an out lay of Rs. 19.9536 Lakhs for three years as per norms without exceeding Rs. 30/- per community members

- *Training to PEC members @ 4 per panchyat and @2/- per school from school committee.*
- *Monitoring of the schools by the SEC community & parents*
- *Mobilization of community through NGOs SECs & PECs*
- *Kalajathas and Video filming*

The component wise budget table 10.8 is prepared and enclosed.

10.9 Civil Works

7 Construction activities have been proposed for an out lay of Rs.5109.2080 Lakhs for three years depending up on need and norms.

- * *New School buildings (PS + UPS)*
- * *Buildings to building less schools (PS + UPS)*
- * *Additional Class rooms (PS + UPS)*
- * *Dilapidated Buildings (PS + UPS)*
- * *Water facility*
- * *Boundary Walls (PS + UPS)*

The component wise table 10.9 is prepared and enclosed.



Budget Tables

AP SSA - Perspective Budget Summary

District :: Mahabubnagar

(Rs. in lakhs)

S. No	Component Name	2004 - 05	2005 - 06	2006 - 07	Total
1	Access - Primary, UP Schools, Teachers	1018.0000	2441.3600	3059.1600	6518.5200
2	Quality Improvement	110.0170	463.8900	783.5675	1357.4745
3	Special Focussed Groups (Innovations)	44.9880	49.9930	49.9934	144.9744
4	Education of Children with Special Needs	15.1442	28.4404	28.1164	71.7010
5	Education of Out of School - Urban deprived children	610.9680	1054.0080	154.5840	1819.5600
6	Research Evaluation & Monitoring	14.6640	34.2800	34.5300	83.4740
7	Management Structure and Institutional Capacity Building & Media	54.8200	143.7200	158.4280	356.9680
8	Community Mobilisation	4.5888	7.6824	7.6824	19.9536
9	Civil Works	450.9195	2371.4950	2286.7935	5109.2080
	Total	2324.1095	6594.8688	6562.8552	15481.8335

Approved budget	2324.1030	6594.866	6562.847	15481.8160
Actual proposed amount	2324.1095	6594.8688	6562.8552	15481.8335
Amount left over	-0.0065	-0.0028	-0.0082	-0.0175
33% of approved for civil works	766.95399	2176.30578	2165.73951	5108.99928
Actual amount proposed	450.9195	2371.4950	2286.7935	5109.2080
amount left over in civil works	316.0345	-195.1892	-121.0540	-0.2087
% of Utilisation in Civil Works	19.40%	35.96%	34.84%	33.00%
40% for teachers salaries	929.6412	2637.9464	2625.1388	6192.7264
Actual amount proposed	1018.0000	2441.3600	3059.1600	6518.5200
amount left over in teachers salaries	-88.3588	196.5864	-434.0212	-325.7936
% of Utilisation in Teachers Salaries	43.80%	37.02%	46.61%	42.10%
4% for project mangt	92.96412	263.79464	262.51388	619.27264
Actual amount proposed	54.8200	124.5200	139.2280	318.5680
Amount left	38.1441	139.2746	123.2859	300.7046

10.1 Component-wise Budget Table for the years 2004 - 05, 2005 - 06 & 2006 - 07

Component Name : Access - Primary & Upper Primary Schools and Teachers

(Rs. in lakhs)

S. No	Activity	2004 - 05				2005 - 06				2006 - 07				Total Amount (Col. F + J + N)
		Unit Cost	Phy	Period (Year / Month / days)	Amount	Unit Cost	Physical	Period (Year / Month / days)	Amount	Unit Cost	Physical	Period (Year / Month / days)	Amount	
A	B	C	D	E	F	G	H	I	J	K	L	M	N	O
1.1.0	Schools - Primary (Phy)		25				25				10			
	Sub Total (1)													
1.2.0	Schools - UP (Phy)		30				20				10			
	Sub Total (2)													
1.3.0	Teachers - P (Salaries)													
1.3.1	New PS Teachers 2004-05	0.05	50	8	20.000	0.0550	50	12	33.000	0.0550	50	12	33.000	86.000
1.3.2	Teachers (N) - 2005- 06	0	0	0	0.000	0.0500	50	8	20.000	0.0550	50	12	33.000	53.000
1.3.3	Teachers (N) - 2006- 07	0	0	0	0.000	0.0000	0	0	0.000	0.0500	20	8	8.000	8.000
1.3.4	Teachers (R) - 2003 - 04	0.05	56	12	33.600	0.0550	56	12	36.960	0.0550	56	12	36.960	107.520
	Sub Total (3)				53.600				89.960		176		110.960	254.520
1.4.0	Teacher - UP (Salaries)													
1.4.1	New UPS Teachers 2004-05	0.07	90	8	50.400	0.0750	90	12	81.000	0.0750	90	12	81.000	212.400
1.4.5	Teachers (N) - 2005 - 06	0	0	0	0.000	0.0700	60	8	33.600	0.0750	60	12	54.000	87.600
1.4.6	Teachers (N) - 2006- 07	0	0	0	0.000	0.0000	0	0	0.000	0.0700	30	8	16.800	16.800
1.4.2	Teachers (R) - 2002 - 03	0.07	100	12	84.000	0.0750	100	12	90.000	0.0750	100	12	90.000	264.000
1.4.4	Teachers (R) - 2003 - 04	0.07	150	12	126.000	0.0750	150	12	135.000	0.0750	150	12	135.000	396.000
	Sub Total (4)				260.400				339.600		430		376.800	976.800

10.1 Component-wise Budget Table for the years 2004 - 05, 2005 - 06 & 2006 - 07

Component Name : Access - Primary & Upper Primary Schools and Teachers

(Rs. in lakhs)

S. No	Activity	2004 - 05				2005 - 06				2006 - 07				Total Amount (Col. F + J + N)
		Unit Cost	Phy	Period (Year / Month / days)	Amount	Unit Cost	Physical	Period (Year / Month / days)	Amount	Unit Cost	Physical	Period (Year / Month / days)	Amount	
A	B	C	D	E	F	G	H	I	J	K	L	M	N	O
1.5.0	Additional Teachers - P													
1.5.1	New Addl. Teachers for Single Teacher Schools	0.05	395	8	158.000	0.0550	395	12	260.700	0.0550	395	12	260.700	679.400
1.5.2	New Addl. Teachers for PS 2005-06	0	0	0	0.000	0.0500	70	8	28.000	0.0550	70	12	46.200	74.200
1.5.3	New Addl. Teachers for PS 2006-07	0	0	0	0.000	0.0000	0	0	0.000	0.0500	70	8	28.000	28.000
	Sub Total (5)				158.000				288.700				334.900	781.600
1.6.0	Additional Teachers - UP							5799	0.000				0.000	0.000
1.6.1	New Addl. Teachers to UP Sections	0.07	975	8	546.000	0.075	975	12	877.500	0.0750	975	12	877.500	2301.000
1.6.2	New Addl. Teachers to UP Sections 2005-06	0	0	0	0.000	0.0700	1510	8	845.600	0.0750	1510	12	1359.000	2204.600
	Sub Total (6)				546.000				1723.100				2236.500	4505.600
	Grand Total (Sub Total of 3 to 6)				1018.000				2441.360				3059.160	6518.520

10.2.0 - Component-wise Budget Table for the years 2004 - 05, 2005 - 06 & 2006 - 07

Component Name : Quality Improvement

(Rs. in lakhs)

S. No	Activity	2004 - 05				2005 - 06				2006 - 07				Total Amount (Col. F + J + N)
		Unit Cost	Phy	Period (Year / Month / days)	Amount	Unit Cost	Phy	Period (Year / Month / days)	Amount	Unit Cost	Phy	Period (Year / Month / days)	Amount	
<i>A</i>	<i>B</i>	<i>C</i>	<i>D</i>	<i>E</i>	<i>F</i>	<i>G</i>	<i>H</i>	<i>I</i>	<i>J</i>	<i>K</i>	<i>L</i>	<i>M</i>	<i>N</i>	<i>O</i>
2.1.0	Free Textbooks													
2.1.1	Upper Primary	0.0015	15064	1	22.596	0.0015	16008	1	24.012	0.00150	17069	1	25.604	72.212
	Sub Total (1)				22.596				24.012				25.604	72.212
2.2.0	TLE Grant (Primary)													
2.2.1	New Primary Schools	0.1	25	1	2.500				0.000				0.000	2.500
2.2.2	New PS (R) - 2001 - 02 & 2003 - 04				0.000				0.000	0.10000	35	1	3.500	3.500
2.2.3	New Upper Primary Schools				0.000				0.000	0.50000	60	1	30.000	30.000
2.2.7	Not covered under OBB				0.000				0.000	0.50000	393	1	196.500	196.500
	Sub Total (2)				2.500				0.000				230.000	232.500
2.3.0	School Grant													
2.3.1	Primary				0.000	0.0200	2573	1	51.460	0.02000	2563	1	51.260	102.720
2.3.2	Upper Primary	0.02	1128	1	22.560	0.0200	1158	1	23.160	0.02000	1178	1	23.560	69.280
	Sub Total (3)				22.560				74.620				74.820	172.000
2.4.0	Teacher Grant													
2.4.1	Primary				0.000	0.0050	9547	1	47.735	0.00500	9637	1	48.185	95.920
2.4.2	Upper Primary	0.005	4199	1	20.995	0.0050	5769	1	28.845	0.00500	5799	1	28.995	78.835
	Sub Total (4)				20.995				76.580				77.180	174.755
2.5.0	Maintenance Grant													
2.5.1	Primary				0.000				0.000	0.05000	2553	1	127.650	127.650
2.5.2	Upper Primary				0.000				0.000	0.05000	1188	1	59.400	59.400
	Sub Total (5)				0.000				0.000				187.050	187.050

10.2.0 - Component-wise Budget Table for the years 2004 - 05, 2005 - 06 & 2006 - 07

Component Name - Quality improvement

(Rs. in lakhs)

S. No	Activity	2004 - 05				2005 - 06				2006 - 07				Total Amount (Col. F + J + N)
		Unit Cost	Phy	Period (Year / Month / days)	Amount	Unit Cost	Phy	Period (Year / Month / days)	Amount	Unit Cost	Phy	Period (Year / Month / days)	Amount	
<i>A</i>	<i>B</i>	<i>C</i>	<i>D</i>	<i>E</i>	<i>F</i>	<i>G</i>	<i>H</i>	<i>I</i>	<i>J</i>	<i>K</i>	<i>L</i>	<i>M</i>	<i>N</i>	<i>O</i>
2.6.0	Teacher Training - Primary													
2.6.1	In Service Teachers (SGTs) - 20 Days				0.000	0.0007	9417	20	131.838	0.0007	5976	20	83.664	215.502
2.6.2	Fresh (SGTs) - 10 days				0.000	0.0007	120	30	2.520	0.00070	90	30	1.890	4.410
	Sub Total (6)				0.000				134.358				85.554	219.912
2.7.0	Teacher Training - UP													
2.7.1	In Service (S.As, Pandits & Other) 20 Days	0.0007	736	20	10.304	0.0007	4199	20	58.786	0.0007	2869	20	40.166	109.256
2.7.2	Fresh (S.As, Pandits & other) - 10 days	0.0007	438	30	9.198	0.0007	1570	30	32.970	0.0007	30	30	0.630	42.798
	Sub Total (7)				19.502				91.756				40.796	152.054
2.8.0	Mandal Resource Centres													
2.8.6	Contingency Grant					0.125	64	1	8.000	0.125	64	1	8.000	16.000
2.8.7	Meeting, T. A	0.005	64	12	3.840	0.005	64	12	3.840	0.005	64	12	3.840	11.520
2.8.8	TLM Grant	0.05	64	1	3.200	0.05	64	1	3.200	0.05	64	1	3.200	9.600
	Sub Total (8)				7.040				15.040				15.040	37.120
2.9.0	Cluster Resource Centres													
2.9.3	Furniture Grant					0.1000	218	1	21.800	0.10000	218	1	21.800	43.600
2.9.4	Contingency Grant					0.025	436	1	10.900	0.025	436	1	10.900	21.800
2.9.5	Meeting, T. A	0.002	436	12	10.464	0.002	436	12	10.464	0.002	436	12	10.464	31.392
2.9.6	TLM Grant	0.01	436	1	4.360	0.01	436	1	4.360	0.01	436	1	4.360	13.080
	Sub Total (9)				14.824				47.524				47.524	109.872
	Grand Total (Sub Total of 1 to 9)				110.017				463.89				783.568	1357.475

10.3.0 - Component-wise Budget Table for the years 2004 - 05, 2005 - 06 & 2006 - 07

Component Name : Quality Improvement

(Rs. in lakhs)

S. No	Activity	2004 - 05				2005 - 06				2006 - 07				Total Amount (Col. F + J + N)
		Unit Cost	Phy	Period (Year / Month / days)	Amount	Unit Cost	Physical	Period (Year / Month / days)	Amount	Unit Cost	Physical	Period (Year / Month / days)	Amount	
A	B	C	D	E	F	G	H	I	J	K	L	M	N	O
3.1.0	Girls Education													
3.1.1	Communtiy Awareness	0.0003	2300	1	0.690	0.0003	2300	1	0.690	0.0003	2300	1	0.690	2.070
3.1.2	Training to mobilisers	0.0003	360	1	0.108	0.0003	360	1	0.108	0.0003	360	1	0.108	0.324
3.1.3	TLM	0.0002	2000	7	2.800	0.0002	2000	7	2.800	0.0002	2000	7	2.800	8.400
3.1.4	Vocational Training for unenrolled adolescent girls	0.00070	2000	7	9.800	0.0007	2000	7	9.800	0.0007	2000	7	9.800	29.400
3.1.5	Honorarium to Resource Persons	0.00150	80	7	0.840	0.0015	80	7	0.840	0.0015	80	7	0.840	2.520
3.1.6	T.A. to Resource Persons	0.00134	80	7	0.750	0.00134	80	7	0.750	0.00134	80	7	0.750	2.250
	Sub Total (1)				14.988				14.988				14.988	44.964
3.2.0	Early Childhood Education													
3.2.1	Honorarium to Instructors					0.005	65	11	3.575	0.005	65	11	3.575	7.150
3.2.2	Honorarium to Ayahs					0.002	65	11	1.430	0.002	65	11	1.430	2.860
	Sub Total (2)				0.000				5.005				5.005	10.010
3.3.0	Education of SC & ST													
	SC													
3.3.1	Note Books	0.0002	60000	1	12.000				0.000	0.0002	10000	1	2.000	14.000
3.3.2	Dress - 1 Pair				0.000	0.002	4000	1	8.000	0.0020	3000	1	6.000	14.000
	ST													
3.3.3	Note Books	0.0002	15000	1	3.000				0.000	0.0002	5000	1	1.000	4.000
3.3.4	Dress - 1 Pair				0.000	0.002	3500	1	7.000	0.002	3000	1	6.000	13.000
	Sub Total (3)				15.000				15.000				15.000	45.000
3.4.0	Comptuer Edn for UPS													
3.4.1	Computer to UPS	3.000	5	1	15.000	3.000	5	1	15.000	3.000	5	1	15.000	45.000
	Sub Total (4)				15.000				15.000				15.000	45.000
	Grand Total (Sub Total of 1 to 4)				44.988				49.993				49.993	144.974

10.4.0 - Component-wise Budget Table for the years 2004 - 05, 2005 - 06 & 2006 - 07

Component Name : Education of Children with Special Needs

(Rs. in lakhs)

S. No	Activity	2004 - 05				2005 - 06				2006 - 07				Total Amount (Col. F + J + N)
		Unit Cost	Phy	Period (Year / Month / days)	Amount	Unit Cost	Phy	Period (Year / Month / days)	Amount	Unit Cost	Phy	Period (Year / Month / days)	Amount	
A	B	C	D	E	F	G	H	I	J	K	L	M	N	O
4.1.0	Primary - Children (5 - 10)					0.012	1062	1	12.744	0.0120	1063	1	12.756	
4.1.1	Master Training				0.000	0.0150	2	30	0.900	0.0150	2	30	0.900	1.800
4.1.2	Teacher Training				0.000	0.0007	2603	2	3.644	0.0007	2613	2	3.658	7.302
4.1.3	Aids & Appliances				0.000	2.5000	1	1	2.500	2.4980	1	1	2.498	4.998
4.1.4	Resource Persons				0.000	0.0420	10	10	4.200	0.0420	10	10	4.200	8.400
4.1.5	Constrn of Ramps (Pri. Schools)				0.000	0.0150	100	1	1.500	0.0150	100	1	1.500	3.000
	Sub Total (1)				0.000				12.744				12.756	25.500
4.2.0	U P - Children (10 - 13)	0.012	1262	1	15.144	0.012	1308	1	15.696	0.0120	1280	1	15.360	
4.2.1	Assessment				0.000	0.0100	34	1	0.340				0.000	0.340
4.2.2	Master Training	0.0150	2	30	0.900	0.0150	2	30	0.900	0.0150	2	30	0.900	2.700
4.2.3	Teacher Training	0.0007	1158	2	1.621	0.0007	1178	2	1.649	0.0007	1188	2	1.663	4.934
4.2.4	Aids & Appliances	5.0030	1	1	5.003	2.5070	1	1	2.507	2.4970	1	1	2.497	10.007
4.2.5	Resource Persons	0.0420	15	10	6.300	0.0420	15	10	6.300	0.0420	15	10	6.300	18.900
4.2.6	Constrn of Ramps (UP)	0.0150	88	1	1.320	0.0400	100	1	4.000	0.0400	100	1	4.000	9.320
	Sub Total (2)				15.144				15.696				15.360	46.201
	Grand Total (Sub Total of 1to2)				15.144				28.440				28.116	71.701

10.5.0 - Component-wise Budget Table for the years 2004 - 05, 2005 - 06 & 2006 - 07

Component Name : Education of Out of School children & Urban deprived children

(Rs. in lakhs)

S. No	Activity	2004 - 05				2005 - 06				2006 - 07				Total Amount (Col. F + J + N)
		Unit Cost	Phy	Period (Year / Month / days)	Amount	Unit Cost	Phy	Period (Year / Month / days)	Amount	Unit Cost	Phy	Period (Year / Month / days)	Amount	
A	B	C	D	E	F	G	H	I	J	K	L	M	N	O
5.1.0	Out of School children (Rural) - (5 - 10 years)													
5.1.1	EGS (P)					0.0084	4000	1	33.600	0.0084	4000	1	33.600	67.200
5.1.3	RBCs					0.03	1000	1	30.000				0.000	30.000
	Sub Total (1)				0.000				63.600				33.600	97.200
5.2.0	Out of School children (Rural) - (10 - 13 years)													
5.2.1	NRBCs	0.012	4664	1	55.968	0.012	7034	1	84.408	0.012	82	1	0.984	141.360
5.2.2	RBCs	0.030	18500	1	555.000	0.030	30000	1	900.000	0.030	3900	1	117.000	1572.000
	Sub Total (2)				610.968				984.408				117.984	1713.360
3.0	Urban deprived Children - (10 - 13 years)													
3.1	RBCs				0.000	0.03	200	1	6.000	0.03000	100	1	3.000	9.000
	Sub Total (3)				0.000				6.000				3.000	9.000
	Grand Total (Sub Total of 1to3)				610.968				1054.008				154.584	1819.560

10.6.0 - Component-wise Budget Table for the years 2004 - 05, 2005 - 06 & 2006 - 07

Component Name : Research, Evaluation, Supervision & Monitoring

(Rs. in lakhs)

S. No	Activity	2004 - 05				2005 - 06				2006 - 07				Total Amount (Col. F + J + N)
		Unit Cost	Phy	Period (Year / Month / days)	Amount	Unit Cost	Phy	Period (Year / Month / days)	Amount	Unit Cost	Phy	Period (Year / Month / days)	Amount	
A	B	C	D	E	F	G	H	I	J	K	L	M	N	O
6.1.0	Primary Schools					0.0130	2573	1	33.449	0.0130	2563	1	33.319	
6.1.1	Research - BAS, MAS, Action Research, Studies					0.3000	1	1	0.300	0.3000	1	1	0.300	0.600
6.1.2	Evaluation					0.7500	1	1	0.750	0.7500	1	1	0.750	1.500
6.1.3	Supervision					1.5000	1	1	1.500	1.5000	1	1	1.500	3.000
6.1.4	Monitoring - Attendance & Monitoring tools					8.0000	1	1	8.000	8.0000	1	1	8.000	16.000
6.1.5	MIS - Equipment, Honorarium, DISE					1.0000	1	1	1.000	1.0000	1	1	1.000	2.000
6.1.6	Honorarium for Computer Operators of MRCs					0.0100	64	12	7.680	0.0100	64	12	7.680	15.360
	Sub Total (1)				0.000				19.230				19.230	38.460

10.7.0 - Component-wise Budget Table for the years 2004 - 05, 2005 - 06 & 2006 - 07

Component Name : Management Structure and Institutional Capacity Building & Media

(Rs. in lakhs)

S. No	Activity	2004 - 05				2005 - 06				2006 - 07				Total Amount (Col. F + J + N)
		Unit Cost	Phy	Period (Year / Month / days)	Amount	Unit Cost	Phy	Period (Year / Month / days)	Amount	Unit Cost	Phy	Period (Year / Month / days)	Amount	
<i>A</i>	<i>B</i>	<i>C</i>	<i>D</i>	<i>E</i>	<i>F</i>	<i>G</i>	<i>H</i>	<i>I</i>	<i>J</i>	<i>K</i>	<i>L</i>	<i>M</i>	<i>N</i>	<i>O</i>
7.1.0	Management													
7.1.1	DPO Staff Salaries				0.000	0.180	24	12	51.840	0.216	24	12	62.208	114.048
7.1.2	Vehicle Hire Charges	0.150	2	12	3.600	0.170	6	12	12.240	0.180	6	12	12.960	28.800
7.1.3	Consumables - Stationary for DEO&DPO	0.250	1	12	3.000	0.350	1	12	4.200	0.400	1	12	4.800	12.000
7.1.4	Telephone, Postage, Electricity, Water Charges	0.300	1	12	3.600	0.400	1	12	4.800	0.450	1	12	5.400	13.800
7.1.5	Equipment Operation & Maintenance	0.700	1	1	0.700	3.000	1	1	3.000	3.500	1	1	3.500	7.200
7.1.6	Meetings - Dists Level	0.500	1	1	0.500	2.500	1	1	2.500	2.500	1	1	2.500	5.500
7.1.7	TA, DA to Staff (DPO)	0.200	1	12	2.400	0.200	1	12	2.400	0.200	1	12	2.400	7.200
7.1.8	FTA, DA to MRPs	0.030	64	12	23.040	0.030	64	12	23.040	0.030	64	12	23.040	69.120
7.1.9	Honorarium to Mobilizers	0.120	100	1	12.000	0.120	100	1	12.000	0.120	100	1	12.000	36.000

10.7.0 - Component-wise Budget Table for the years 2004 - 05, 2005 - 06 & 2006 - 07

Component Name : Management Structure and Institutional Capacity Building & Media

(Rs. in lakhs)

S. No	Activity	2004 - 05				2005 - 06				2006 - 07				Total Amount (Col. F + J + N)
		Unit Cost	Phy	Period (Year / Month / days)	Amount	Unit Cost	Phy	Period (Year / Month / days)	Amount	Unit Cost	Phy	Period (Year / Month / days)	Amount	
<i>A</i>	<i>B</i>	<i>C</i>	<i>D</i>	<i>E</i>	<i>F</i>	<i>G</i>	<i>H</i>	<i>I</i>	<i>J</i>	<i>K</i>	<i>L</i>	<i>M</i>	<i>N</i>	<i>O</i>
7.1.10	Audit, AWP Expenses	2.000	1	1	2.000	2.000	1	1	2.000	2.000	1	1	2.000	6.000
7.1.11	Monthly Review Meetings with Mobilizers	0.005	100	1	0.500	0.005	100	1	0.500	0.005	100	1	0.500	1.500
7.1.12	Honorarium to VVs in place of MRPs				0.000	0.01	192	10	19.200	0.01	192	10	19.200	38.400
	Sub Total (1)				51.340				137.720				150.508	339.568
7.2.0	Media & Documentation													
7.2.1	Advertisements	1.500	1	1	1.500	3.000	1	1	3.000	3.000	1	1	3.000	7.500
7.2.2	Press Meets	0.025	1	12	0.300	0.050	1	12	0.600	0.060	1	12	0.720	1.620
7.2.3	Documentation Charges	0.140	1	12	1.680	0.200	1	12	2.400	0.350	1	12	4.200	8.280
7.2.4	Hordings	0.030	300	1	9.000									9.000
	Sub Total (2)				3.480				6.000				7.920	17.400
	Grand Total (Sub Total of 1to2)				54.820				143.720				158.428	356.968

10.8.0 - Component-wise Budget Table for the years 2004 - 05, 2005 - 06 & 2006 - 07

Component Name : Community Mobilisation

(Rs. in lakhs)

S. No	Activity	2004 - 05				2005 - 06				2006 - 07				Total Amount (Col. F + J + N)
		Unit Cost	Phy	Period (Year / Month / days)	Amount	Unit Cost	Phy	Period (Year / Month / days)	Amount	Unit Cost	Phy	Period (Year / Month / days)	Amount	
<i>A</i>	<i>B</i>	<i>C</i>	<i>D</i>	<i>E</i>	<i>F</i>	<i>G</i>	<i>H</i>	<i>I</i>	<i>J</i>	<i>K</i>	<i>L</i>	<i>M</i>	<i>N</i>	<i>O</i>
8.1.0	Primary Schools													
8.1.1	Training	0.0003	7648	2	4.589	0.0003	12804	2	7.682	0.0003	12804	2	7.682	19.954
	Grand Total				4.589				7.682				7.682	19.954

10.9.0 - Component-wise Budget Table for the years 2004 - 05, 2005 - 06 & 2006 - 07

Component Name : Civil Works

(Rs. in lakhs)

S. No	Activity	2004 - 05				2005 - 06				2006 - 07				Total Amount (Col. F + J + N)
		Unit Cost	Phy	Period (Year / Month / days)	Amount	Unit Cost	Phy	Period (Year / Month / days)	Amount	Unit Cost	Phy	Period (Year / Month / days)	Amount	
A	B	C	D	E	F	G	H	I	J	K	L	M	N	O
9.1.0	Primary													
9.1.1	New School Buildings (P)	1.7000	25	1	42.500	1.7000	25	1	42.500					85.000
9.1.2	Bldg to buildingless schools (P)	1.7000	50	1	85.000	1.7000	158	1	268.600	1.7000	100	1	170.000	523.600
9.1.3	Dialabidated Buildings (P)	1.7000	10	1	17.000	1.7000	20	1	34.000	1.7000	10	1	17.000	68.000
9.1.4	Additional Classrooms (P)	1.6000	40	1	64.000	1.6000	540	1	864.000	1.6000	562	1	899.200	1827.200
9.1.5	Water Facility (P)	0.4000	59	1	23.600	0.4000	29	1	11.600	0.4000	26	1	10.400	45.600
9.1.6	Boundary Wall (P)	0.0065	923	1	6.000	0.0065	615	1	3.998	0.0065	1538	1	9.997	19.994
	Sub Total (1)				238.100				1224.698				1106.597	2569.394
9.2.0	Upper Primary													
9.2.1	New U P Buildings (P)	2.2000	30	1	66.000	2.2000	20	1	44.000					110.000
9.2.2	Bldg to buildingless schls (UP)	2.2000	7	1	15.400	2.2000	14	1	30.800					46.200
9.2.3	Dialabidated Buildings (UP)	2.2000	10	1	22.000	2.2000	10	1	22.000	2.2000	10	1	22.000	66.000
9.2.4	Additional Classrooms (UP)	2.2000	29	1	63.800	2.2000	470	1	1034.000	2.2000	509	1	1119.800	2217.600
9.2.5	Water Facility (UP)	0.4000	64	1	25.600	0.4000	30	1	12.000	0.4000	56	1	22.400	60.000
9.2.6	Boundary Wall (UP)	0.0065	3080	1	20.020	0.0065	615	1	3.998	0.0065	2461	1	15.997	40.014
	Sub Total (2)				212.820				1146.798				1180.197	2539.814
	Grand Total (Sub Total of 1 to 2)				450.920				2371.495				2286.794	5109.208

Table - A - Approved Budget and Actual Expenditure under SSA

Name of the District : Mahabub Nagar

PS 35 UPS 129

(Rs. in lakhs)

S. No	Name of Activities	Approved Budget - 2003 - 04									Total Amount	Total Exp.	Balance
		Fresh				Spillover							
		Unit Cost	Physical	Period	Financial	Unit Cost	Physical	Period	Financial				
1	Mandal Resource Centres												
	a) Salaries to MRPs	0.080	64	12	61.440	0.000	0	0	0.000	61.440	0.000	61.440	
	b) Furniture Grant	0.000	0	1	0.000	0.000	0	0	0.000	0.000	0.000	0.000	
	c) Contingency Grant	0.100	0	1	0.000	0.000	0	0	0.000	0.000	0.000	0.000	
	d) Meeting Travelling Allowance	0.005	64	12	3.840	0.000	0	0	0.000	3.840	3.840	0.000	
	e) TLM Grant	0.050	64	1	3.200	0.000	0	0	0.000	3.200	3.200	0.000	
	f) Others	0.000	0	0	0.000	0.000	0	0	0.000	0.000	0.000	0.000	
	Sub Total	0.000	64	0	68.480	0.000	0	0	0.000	68.480	7.040	61.440	
2	Teacher Centre												
	a) Salaries to RPs	0.000	0	0	0.000	0.000	0	0	0.000	0.000	0.000	0.000	
	b) Furniture Grant	0.010	0	1	0.000	0.000	0	0	0.000	0.000	0.000	0.000	
	c) Contingency Grant	0.010	0	1	0.000	0.000	0	0	0.000	0.000	0.000	0.000	
	d) Meeting Travelling Allowance	0.002	0	12	0.000	0.000	0	0	0.000	0.000	0.000	0.000	
	e) TLM Grant	0.010	320	1	3.200	0.000	0	0	0.000	3.200	3.160	0.040	
	f) Other	0.000	0	0	0.000	0.000	0	0	0.000	0.000	0.000	0.000	
	Sub Total	0.000	320	0	3.200	0.000	0	0	0.000	3.200	3.160	0.040	
3)	Civil Works												
	a) New Primary School Building	1.600	56	1	89.600	0.000	0	0	0.000	89.600	41.830	47.770	
	b) Building to buildingless Primary Schools	0.000	0	1	0.000	0.000	0	0	0.000	0.000	0.000	0.000	
	c) Dilapidated Building (P)	0.000	0	1	0.000	0.000	0	0	0.000	0.000	0.000	0.000	
	d) Toilet to PS	0.200	100	1	20.000	0.000	0	0	0.000	20.000	0.000	20.000	
	e) Drinking Water to PS	0.400	111	1	44.400	0.000	0	0	0.000	44.400	44.400	0.000	
	f) Compound Wall to PS	0.400	10	1	4.000	0.000	0	0	0.000	4.000	4.000	0.000	
	g) Electricity to PS	0.050	300	1	15.000	0.000	0	0	0.000	15.000	15.000	0.000	
	h) Additional Rooms to Primary School	0.000	0	0	0.000	0.000	0	0	0.000	0.000	0.000	0.000	
	i) New Upper Primary School Building	1.600	119	1	190.400	0.000	0	0	0.000	190.400	113.680	76.720	
	j) Building to buildingless Upper Primary School	1.400	0	1	0.000	0.000	0	0	0.000	0.000	0.000	0.000	

10.8.0 - Component-wise Budget Table for the years 2004 - 05, 2005 - 06 & 2006 - 07

Component Name : Community Mobilisation

(Rs. in lakhs)

S. No	Activity	2004 - 05				2005 - 06				2006 - 07				Total Amount (Col. F + J + N)
		Unit Cost	Phy	Period (Year / Month / days)	Amount	Unit Cost	Phy	Period (Year / Month / days)	Amount	Unit Cost	Phy	Period (Year / Month / days)	Amount	
<i>A</i>	<i>B</i>	<i>C</i>	<i>D</i>	<i>E</i>	<i>F</i>	<i>G</i>	<i>H</i>	<i>I</i>	<i>J</i>	<i>K</i>	<i>L</i>	<i>M</i>	<i>N</i>	<i>O</i>
8.1.0	Primary Schools													
8.1.1	Training	0.0003	7648	2	4.589	0.0003	12804	2	7.682	0.0003	12804	2	7.682	19.954
	Grand Total				4.589				7.682				7.682	19.954

10.9.0 - Component-wise Budget Table for the years 2004 - 05, 2005 - 06 & 2006 - 07

Component Name : Civil Works

(Rs. in lakhs)

S. No	Activity	2004 - 05				2005 - 06				2006 - 07				Total Amount (Col. F + J + N)
		Unit Cost	Phy	Period (Year / Month / days)	Amount	Unit Cost	Phy	Period (Year / Month / days)	Amount	Unit Cost	Phy	Period (Year / Month / days)	Amount	
A	B	C	D	E	F	G	H	I	J	K	L	M	N	O
9.1.0	Primary													
9.1.1	New School Buildings (P)	1.7000	25	1	42.500	1.7000	25	1	42.500					85.000
9.1.2	Bldg to buildingless schools (P)	1.7000	50	1	85.000	1.7000	158	1	268.600	1.7000	100	1	170.000	523.600
9.1.3	Dialabidated Buildings (P)	1.7000	10	1	17.000	1.7000	20	1	34.000	1.7000	10	1	17.000	68.000
9.1.4	Additional Classrooms (P)	1.6000	40	1	64.000	1.6000	540	1	864.000	1.6000	562	1	899.200	1827.200
9.1.5	Water Facility (P)	0.4000	59	1	23.600	0.4000	29	1	11.600	0.4000	26	1	10.400	45.600
9.1.6	Boundary Wall (P)	0.0065	923	1	6.000	0.0065	615	1	3.998	0.0065	1538	1	9.997	19.994
	Sub Total (1)				238.100				1224.698				1106.597	2569.394
9.2.0	Upper Primary													
9.2.1	New U P Buildings (P)	2.2000	30	1	66.000	2.2000	20	1	44.000					110.000
9.2.2	Bldg to buildingless schls (UP)	2.2000	7	1	15.400	2.2000	14	1	30.800					46.200
9.2.3	Dialabidated Buildings (UP)	2.2000	10	1	22.000	2.2000	10	1	22.000	2.2000	10	1	22.000	66.000
9.2.4	Additional Classrooms (UP)	2.2000	29	1	63.800	2.2000	470	1	1034.000	2.2000	509	1	1119.800	2217.600
9.2.5	Water Facility (UP)	0.4000	64	1	25.600	0.4000	30	1	12.000	0.4000	56	1	22.400	60.000
9.2.6	Boundary Wall (UP)	0.0065	3080	1	20.020	0.0065	615	1	3.998	0.0065	2461	1	15.997	40.014
	Sub Total (2)				212.820				1146.798				1180.197	2539.814
	Grand Total (Sub Total of 1 to 2)				450.920				2371.495				2286.794	5109.208

Table - A - Approved Budget and Actual Expenditure under SSA

Name of the District : Mahabub Nagar

PS

35

UPS

129

(Rs. in lakhs)

S. No	Name of Activities	Approved Budget - 2003 - 04									Total Amount	Total Exp.	Balance
		Fresh				Spillover							
		Unit Cost	Physical	Period	Financial	Unit Cost	Physical	Period	Financial				
1	Mandal Resource Centres												
	a) Salaries to MRPs	0.080	64	12	61.440	0.000	0	0	0.000	61.440	0.000	61.440	
	b) Furniture Grant	0.000	0	1	0.000	0.000	0	0	0.000	0.000	0.000	0.000	
	c) Contingency Grant	0.100	0	1	0.000	0.000	0	0	0.000	0.000	0.000	0.000	
	d) Meeting Travelling Allowance	0.005	64	12	3.840	0.000	0	0	0.000	3.840	3.840	0.000	
	e) TLM Grant	0.050	64	1	3.200	0.000	0	0	0.000	3.200	3.200	0.000	
	f) Others	0.000	0	0	0.000	0.000	0	0	0.000	0.000	0.000	0.000	
	Sub Total	0.000	64	0	68.480	0.000	0	0	0.000	68.480	7.040	61.440	
2	Teacher Centre												
	a) Salaries to RPs	0.000	0	0	0.000	0.000	0	0	0.000	0.000	0.000	0.000	
	b) Furniture Grant	0.010	0	1	0.000	0.000	0	0	0.000	0.000	0.000	0.000	
	c) Contingency Grant	0.010	0	1	0.000	0.000	0	0	0.000	0.000	0.000	0.000	
	d) Meeting Travelling Allowance	0.002	0	12	0.000	0.000	0	0	0.000	0.000	0.000	0.000	
	e) TLM Grant	0.010	320	1	3.200	0.000	0	0	0.000	3.200	3.160	0.040	
	f) Other	0.000	0	0	0.000	0.000	0	0	0.000	0.000	0.000	0.000	
	Sub Total	0.000	320	0	3.200	0.000	0	0	0.000	3.200	3.160	0.040	
3)	Civil Works												
	a) New Primary School Building	1.600	56	1	89.600	0.000	0	0	0.000	89.600	41.830	47.770	
	b) Building to buildingless Primary Schools	0.000	0	1	0.000	0.000	0	0	0.000	0.000	0.000	0.000	
	c) Dilapidated Building (P)	0.000	0	1	0.000	0.000	0	0	0.000	0.000	0.000	0.000	
	d) Toilet to PS	0.200	100	1	20.000	0.000	0	0	0.000	20.000	0.000	20.000	
	e) Drinking Water to PS	0.400	111	1	44.400	0.000	0	0	0.000	44.400	44.400	0.000	
	f) Compound Wall to PS	0.400	10	1	4.000	0.000	0	0	0.000	4.000	4.000	0.000	
	g) Electricity to PS	0.050	300	1	15.000	0.000	0	0	0.000	15.000	15.000	0.000	
	h) Additional Rooms to Primary School	0.000	0	0	0.000	0.000	0	0	0.000	0.000	0.000	0.000	
	i) New Upper Primary School Building	1.600	119	1	190.400	0.000	0	0	0.000	190.400	113.680	76.720	
	j) Building to buildingless Upper Primary School	1.400	0	1	0.000	0.000	0	0	0.000	0.000	0.000	0.000	

Table - A - Approved Budget and Actual Expenditure under SSA

Name of the District : Mahabub Nagar

PS

35

UPS

129

(Rs. in lakhs)

S. No	Name of Activities	Approved Budget - 2003 - 04									Total Amount	Total Exp.	Balance
		Fresh				Spillover							
		Unit Cost	Physical	Period	Financial	Unit Cost	Physical	Period	Financial				
k)	Dilapidated Building (UP)	0.639	0	1	0.000	0.000	0	0	0.000	0.000	0.000	0.000	
l)	Toilet to UPS	0.200	111	1	22.200	0.000	0	0	0.000	22.200	0.000	22.200	
m)	Drinking Water to UPS	0.400	111	1	44.400	0.000	0	0	0.000	44.400	44.275	0.125	
n)	Compound Wall to UPS	0.400	15	1	6.000	0.000	0	0	0.000	6.000	6.000	0.000	
o)	Electricity to UPS	0.050	363	1	18.150	0.000	0	0	0.000	18.150	18.150	0.000	
p)	Additional Room to Upper Primary School	1.600	0	1	0.000	1.250	6	1	7.500	7.500	2.870	4.630	
q)	Construction of MRC	6.000	0	1	0.000	0.000	0	0	0.000	0.000	0.000	0.000	
r)	Construction of TC	2.000	50	1	100.000	2.000	2	1	4.000	104.000	52.000	52.000	
	Sub Total	0.000	0	0	554.150	0.000	0	0	11.500	565.650	342.205	223.445	
4	EGS												
a)	EGS Primary	0.008	0	1	0.000	0.000	0	0	0.000	0.000	0.000	0.000	
b)	EGS Upper Primary	0.0120	30000	1	360.000	0.000	0	0	0.000	360.000	0.000	360.000	
c)	Back to School Programme	0.0015	0	1	0.000	0.000	0	0	0.000	0.000	0.000	0.000	
d)	Non-Residential Bridge Course	0.0120	31550	1	378.600	0.000	0	0	0.000	378.600	3.824	374.776	
e)	Remedial Teaching	0.001	0	1	0.000	0.000	0	0	0.000	0.000	0.000	0.000	
f)	Residential Camp	0.0300	5000	1	150.000	0.000	0	0	0.000	150.000	150.000	0.000	
g)	Innovative Scheme	0.1000	0	1	0.000	0.000	0	0	0.000	0.000	0.000	0.000	
h)	Others	0.012	0	1	0.000	0.000	0	0	0.000	0.000	0.000	0.000	
	Sub Total	0.000	66550	0	888.600	0.000	0	0	0.000	888.600	153.824	734.776	
5	Free Textbook												
a)	Free Textbook - Primary	0.000	0	1	0.000	0.000	0	0	0.000	0.000	0.000	0.000	
b)	Free Textbook - Upper Primary	0.0015	15959	1	23.939	0.000	0	0	0.000	23.939	9.372	14.566	
	Sub Total	0.000	15959	0	23.939	0.000	0	0	0.000	23.939	9.372	14.566	

Table - A - Approved Budget and Actual Expenditure under SSA

Name of the District : Mahabub Nagar

PS

35

UPS

129

(Rs. in lakhs)

S. No	Name of Activities	Approved Budget - 2003 - 04										Total Amount	Total Exp.	Balance
		Fresh				Spillover								
		Unit Cost	Physical	Period	Financial	Unit Cost	Physical	Period	Financial					
6	Innovation													
	a) ECCE	0.000	0	1	0.000	0.000	0	0	0.000	0.000	0.000	0.000	0.000	0.000
	b) Girls Education	0.000	1	1	1.000	0.000	0	0	0.000	1.000	0.000	1.000	0.000	1.000
	c) SC / ST	0.000	1	1	11.750	0.000	0	0	0.000	11.750	0.000	11.750	0.000	11.750
	d) Computer Education for U P Schools	0.000	1	1	15.000	0.000	0	0	0.000	15.000	0.000	15.000	0.000	15.000
	e) Others	0.000	0	1	0.000	0.000	0	0	0.000	0.000	0.000	0.000	0.000	0.000
	Sub Total	0.000	0	0	27.750	0.000	0	0	0.000	27.750	0.000	27.750	0.000	26.750
7	Interventions for Disabled Children													
	a) IED - Primary Stage	0.000	0	1	0.000	0.000	0	0	0.000	0.000	0.000	0.000	0.000	0.000
	b) IED - Upper Primary Stage	0.012	1186	1	14.232	0.000	0	0	0.000	14.232	3.871	10.361	3.871	10.361
	Sub Total	0.000	1186	0	14.232	0.000	0	0	0.000	14.232	3.871	10.361	3.871	10.361
8	Maintenance													
	a) Primary	0.050	1574	1	78.700	0.000	0	0	0.000	78.700	31.480	47.220	31.480	47.220
	b) Upper Primary	0.050	1110	1	55.500	0.000	0	0	0.000	55.500	22.200	33.300	22.200	33.300
	Sub Total	0.000	2684	0	134.200	0.000	0	0	0.000	134.200	53.680	80.520	53.680	80.520
9	Management, MIS & Media	0.000	1	1	60.990	0.000	0	0	0.000	60.990	60.990	0.000	60.990	0.000
	Sub Total	0.000	0	0	60.990	0.000	0	0	0.000	60.990	60.990	0.000	60.990	0.000
10	Research & Monitoring	0.013	1147	1	14.911	0.000	0	0	0.000	14.911	4.360	10.551	4.360	10.551
	Sub Total	0.000	1147	0	14.911	0.000	0	0	0.000	14.911	4.360	10.551	4.360	10.551
11	School Grant													
	a) Primary	0.020	0	1	0.000	0.000	0	0	0.000	0.000	0.000	0.000	0.000	0.000
	b) Upper Primary / High School	0.020	1147	1	22.940	0.000	0	0	0.000	22.940	21.620	1.320	21.620	1.320
	Sub Total	0.000	1147	0	22.940	0.000	0	0	0.000	22.940	21.620	1.320	21.620	1.320

Table - A - Approved Budget and Actual Expenditure under SSA

Name of the District : Mahabub Nagar

PS

35

UPS

129

(Rs. in lakhs)

S. No	Name of Activities	Approved Budget - 2003 - 04									Total Amount	Total Exp.	Balance
		Fresh				Spillover							
		Unit Cost	Physical	Period	Financial	Unit Cost	Physical	Period	Financial				
12	Teacher Grant												
	a) Primary	0.005	0	1	0.000	0.000	0	0	0.000	0.000	0.000	0.000	0.000
	b) Upper Primary / High School	0.005	5074	1	25.370	0.000	0	0	0.000	25.370	20.695	4.675	
	Sub Total	0.000	5074	0	25.370	0.000	0	0	0.000	25.370	20.695	4.675	
13	Teachers Salary												
	a) Primary New Teachers	0.012	56	12	8.064	0.000	0	0	0.000	8.064	8.000	0.064	
	b) Primary New Head Masters	0.012	0	12	0.000	0.000	0	0	0.000	0.000	0.000	0.000	
	c) Primary New Additional Teachers	0.012	0	10	0.000	0.000	0	0	0.000	0.000	0.000	0.000	
	d) Primary New Para Teachers	0.010	313	10	31.300	0.000	0	0	0.000	31.300	20.570	10.730	
	e) Primary New Teachers (R)	0.051	0	12	0.000	0.000	0	0	0.000	0.000	0.000	0.000	
	f) Primary New Head Masters (R)	0.000	0	12	0.000	0.000	0	0	0.000	0.000	0.000	0.000	
	g) Primary New Additional Teachers (R)	0.000	0	12	0.000	0.000	0	0	0.000	0.000	0.000	0.000	
	h) Primary New Para Teachers (R)	0.010	0	10	0.000	0.000	0	0	0.000	0.000	0.000	0.000	
	I) Others (P)	0.000	0	12	0.000	0.000	0	0	0.000	0.000	0.000	0.000	
	j) Upper Primary New Teachers	0.015	150	12	27.000	0.000	0	0	0.000	27.000	20.000	7.000	
	k) Upper Primary New Head Masters	0.000	0	12	0.000	0.000	0	0	0.000	0.000	0.000	0.000	
	l) Upper Primary New Additional Teachers	0.012	0	12	0.000	0.000	0	0	0.000	0.000	0.000	0.000	
	m) Upper Primary New Para Teachers	0.000	0	0	0.000	0.000	0	0	0.000	0.000	0.000	0.000	
	n) Upper Primary Teachers (R)	0.015	100	12	18.000	0.000	0	0	0.000	18.000	4.000	14.000	

Table - A - Approved Budget and Actual Expenditure under SSA

Name of the District : Mahabub Nagar

PS 35 UPS 129

(Rs. in lakhs)

S. No	Name of Activities	Approved Budget - 2003 - 04									Total Amount	Total Exp.	Balance
		Fresh				Spillover							
		Unit Cost	Physical	Period	Financial	Unit Cost	Physical	Period	Financial				
	o) Upper Primary Head Masters (R)	0.000	0	0	0.000	0.000	0	0	0.000	0.000	0.000	0.000	0.000
	p) Upper Primary Additional Teachers (R)	0.000	0	0	0.000	0.000	0	0	0.000	0.000	0.000	0.000	0.000
	q) Upper Primary Para Teachers (R)	0.000	0	0	0.000	0.000	0	0	0.000	0.000	0.000	0.000	0.000
	r) Others (UP)	0.000	0	0	0.000	0.000	0	0	0.000	0.000	0.000	0.000	0.000
	Sub Total	0.000	0	0	84.364	0.000	0	0	0.000	84.364	52.570	31.794	
14	TLE Grant												
	a) TLE - New Primary	0.100	28	1	2.800	0.000	0	0	0.000	2.800	2.800	0.000	0.000
	b) TLE - New Upper Primary	0.500	0	1	0.000	0.500	0	1	0.000	0.000	0.000	0.000	0.000
	c) TLE - UPS not covered under OBB	0.500	200	1	100.000	0.500	26	1	13.000	113.000	113.000	0.000	0.000
	d) Other (TLE)	0.000	0	1	0.000	0.000	0	0	0.000	0.000	0.000	0.000	0.000
					102.800				13.000	115.800	115.800	0.000	
15	Teacher Training	0.000	0	0	0.000	0.000	0	0	0	0			
	a) Inservice Training - 20 days	0.0007	4555	20	63.770	0.000	0	0	0.000	63.770	29.631	34.139	
	b) Orientation Training	0.0007	519	20	7.266	0.000	0	0	0.000	7.266	2.910	4.356	
	c) Refreshers Training - 30 days	0.0007	0	60	0.000	0.000	0	0	0.000	0.000	0.000	0.000	
	d) Distance Education	0.0007	0	0	0.000	0.000	0	0	0.000	0.000	0.000	0.000	
	e) Other	0.0007	0	0	0.000	0.000	0	0	0.000	0.000	0.000	0.000	
	Sub Total	0.000	5074	0	71.036	0.000	0	0	0.000	71.036	32.541	38.495	
16	Community Mobilization												
	a) Training to Community Leaders	0.0003	3441	2	2.065	0.000	0	0	0.000	2.065	0.828	1.237	
	Sub Total	0	3441	0	2.065	0.000	0	0	0.000	2.065	0.828	1.237	
	Grand Total	0	0	0	2099.026	0.000	0	0	24.500	2123.526	909.306	1214.220	

District: Mahabubnagar
Expense and Spillover
Budget Year 2003 - 04

Activity	Approved Last Yr		Expenditure		Spillover	Lapse
	Phy	Fin	Phy	Fin	Fin	Fin
Block Resource Centre						
Salary of R P - 1	64	61.44		0		61.44
Salary of R P - 2						
Salary of R P - 3						
Furniture Grant						
Contingency Grant						
Meeting - TA	64	3.84	64	3.84	0	0
TLM Grant	64	3.20	64	3.20	0	0
Other (if any)						
Sub Total		68.48		7.04	0	61.44
Activity	Unit Cost	Physical			Period	Financial
Cluster Resource Centre						
Salary of RP - 1						
Salary of RP - 2						
Furniture Grant						
Contingency Grant						
Meeting - TA						
TLM Grant	320	3.2	320	3.16	1	0.04
Other (if any)						
Sub Total						0.040
New Schools	Sanc	Opened				
Primary	28	28				
Upper Primary	50	50				

Activity	Approved Last Yr		Expenditure		Spillover	Lapse
	Phy	Fin	Phy	Fin	Fin	Fin
Civil Works						
BRC	0					
CRC	52	104.000	26	52.000	52.000	
Primary School	56	89.600	26	41.830	47.770	
Upper Primary	119	190.400	71	113.680	76.720	
Buildingless (Primary)	0					
Buildingless (Upper Primary)						
Dilapidated Buildings (P)	0					
Dilapidated Buildings (UP)	0					
Addl. Classrooms	6	7.500	2	2.870	4.630	
Toilet / Urinals	211	42.2	0	0	42.200	
Water Facility	222	88.8	222	88.675	0.125	
Boundary Wall	25	10	25	10	0.000	
Electrification	663	33.15	663	33.15	0.000	
Seperation Wall						
Child Friendly						
Last Yr Balance Amt						
Other (if any)						
Sub Total		565.650		342.205	223.445	

District: Mahabubnagar

Expense and Spillover

Budget Year

2003- 04

Activity	Approved Last Yr		Expenditure		Spillover	Lapse
	Phy	Fin	Phy	Fin	Fin	Fin
Intervention for Out of School children (Rs. in lakhs)						
EGS Centre (P)	0					
EGS Centre (UP)	30000	360		0		360.00
Back to School	0					
Bridge Course	31550	378.6	130	3.824		374.78
Remedial Teaching	0					
Residential Camp	5000	150.000		150.000		0.00
Innovative Scheme	0					
Other (if any)	0					
Sub Total		888.600	130.000	153.824	0.000	734.776
Free Textbook (Rs. in lakhs)						
Free Textbook (P)	0					
Free Textbook (UPS)	15959	23.939	6480	9.372		14.567
Sub Total	15959	23.939	6480	9.372	0	14.567
Innovative Activity (Rs. in lakhs)						
ECCE	0					
Girls Education	1	1.000		0.000		1.000
SC / ST	1	11.750	1	11.750	0.000	0.000
Computer Education	1	15.000	1	15.000	0.000	0.000
Others						
Sub Total	-	27.750	-	26.750	-	1.000

Activity	Approved Last Yr		Expenditure		Spillover	Lapse
	Phy	Fin	Phy	Fin	Fin	Fin
Children with Special Needs (Rs. in lakhs)						
IED	1186	14.232	323	3.871		10.361
Maintenance Grant (Rs. in lakhs)						
Schools	2684	134.200	1074	53.680		80.520
Management & MIS (Rs. in lakhs)						
Mgmt and MIS	1	60.990	1	60.99		0.000
Research and Evaluation (Rs. in lakhs)						
Research - Eval	1147	14.911	335	4.360		10.551
School Grant (Rs. in lakhs)						
Primary	0			0		
Upper Primary	1147	22.940	1081	21.620		1.320
Sub Total		247.273		144.521		102.752
Teacher Grant (Rs. in lakhs)						
Primary	0			0		
Upper Primary	5074	25.370	4139	20.695		4.675
Sub Total		25.370		20.695	-	4.675

District: Mahabubnagar

Expense and Spillover

Budget Year

2003 - 04

Activity	Approved Last Yr		Expenditure		Spillover	Lapse
	Phy	Fin	Phy	Fin	Fin	Fin
Teacher Salary (New)						(Rs. in lakhs)
Primary	56	8.064	56	8.000		0.064
Upper Primary	150	27.000	150	20.000		7.000
Head Master (P)	0					
Head Master (UP)	0					
Additional	0					
Para Teachers	313	31.300	313	20.570		10.730
Others (if any)	0					
Sub Total		66.364		48.570		17.794
Teacher Salary (Recurring)						
Primary	0					
Upper Primary	100	18.000	100	4.000		14.000
Head Master (P)	0					
Head Master (UP)	0					
Additional	0					
Para Teachers	0					
Others (if any)	0					
Sub Total		18.000		4.000		14.000
Total Salary		84.364		52.570		31.794

Activity	Approved Last Yr		Expenditure		Spillover	Lapse
	Phy	Fin	Phy	Fin	Fin	Fin
Teacher Learning Equipment						(Rs. in lakhs)
TLE - New Primary	28	2.800	28	2.800	0	0.000
TLE - New UPS	0					
UPS Not OBB	226	113.000	226	113.000	0	0.000
Others (if any)	0					
Sub Total	254	115.8	254	115.8	0	0.000
Teacher Training						(Rs. in lakhs)
In-service	4555	63.770	2117	29.631		34.139
New Recruit	0					
Untrained	0					
Distance Education	0					
Others (Orientation Training)	519	7.266	208	2.910		4.356
Sub Total	5074	71.036	2325	32.541	0	38.495
Community Mobilisation						(Rs. in lakhs)
Leaders Training	3441	2.065	1380	0.828		1.237
Grand Total						(Rs. in lakhs)
		188.901		149.169		89.320

District Profile

State Name	Andhra Pradesh	District Name	Mahabubnagar	DPEP	Yes	Year	2004-05	DPEP	-
State Code		District Code	14						
E- Mail	dpepmbnr@yahoo.co.in	Blocks	64	Clusters	436	Villages	1508		

Primary

Total Habitations	3051
School Less Habitations	206
Government Schools	2548
Building Less Schools	258
Govt. Aided Schools	33
Sanction Teachers (Post)	9427
Working Teachers	8725
Govt. Aided Teachers	220
Govt. Teachers	8505
Total Child Population	500671
Total Enrollment (All)	459832

Upper Primary

Transition Rate	85
School Less Eligible Habitations	30
Government Schools	1158
Building Less Schools	14
Govt. Aided Schools	25
Sanction Teachers (Post)	4199
Working Teachers	3897
Govt. Aided Teachers	105
Govt. Teachers	3792
Total Child Population	301049
Total Enrollment (All)	256575

Govt. + Govt. Aided

Total Enrollment	382359
Total Girls Enrollment	176164
Total Boys Enrollment	206195
SC Boys Enrollment	42919
SC Girls Enrollment	38798
ST Boys Enrollment	28902
ST Girls Enrollment	24639

Govt. + Govt. Aided

Total Enrollment	107046
Total Girls Enrollment	56374
Total Boys Enrollment	50672
SC Boys Enrollment	23125
SC Girls Enrollment	17586
ST Boys Enrollment	12269
ST Girls Enrollment	7808

Out of School Children

Out of School Children	40839
Children with Special Needs	7140

Out of School Children

Out of School Children	44474
Children with Special Needs	5240

District : Mahabubnagar

Annual Budget and Work Plan

Budget Year

2004-05

Activity	Unit Cost	Physical	Period	Financial
<i>Teacher Salary (New)</i>				(Rs. in lakhs)
Primary	0.050	50	8	20.000
Upper Primary	0.070	90	8	50.400
Head Master (P)				0.000
Head Master (UP)				0.000
Additional (Primary+UP)	0.06423	1370	8	703.96
Para Teachers				
Others (if any)				0.000
Sub Total				774.361
<i>Teacher Salary (Recurring)</i>				(Rs. in lakhs)
Primary	0.05	56	12	33.600
Upper Primary	0.07	250	12	210.000
Head Master (P)	-	-	-	
Head Master (UP)	-	-	-	
Additional	0	0	0	0.000
Para Teachers	-	-	-	
Others (if any)	-	-	-	
Sub Total	-	-	-	243.60
Total Salary				1017.96

Activity	Unit Cost	Physical	Period	Financial
<i>Teacher Learning Equipment</i>				(Rs. in lakhs)
TLE - New Primary	0.100	25	1	2.50
TLE - New UPS				
UPS Not OBB				0.00
Others (if any)	-	-	-	-
Sub Total	-	-	-	2.500
<i>Teacher Training</i>				(Rs. in lakhs)
In-service	0.0007	736	20	10.30
New Recruit	0.0007	438	30	9.20
Untrained				0.0000
Distance Education				0.0000
Others	-	-	-	
Sub Total	-	-	-	19.50
<i>Community Mobilisation</i>				
Leaders Training & Others	0.0003	7648	2	4.59
				(Rs. in lakhs)
Grand Total				1818.9124

Activity	Unit Cost	Physical	Period	Financial
<i>Intervention for Out of School children</i>				<i>(Rs. in lakhs)</i>
EGS Centre (P)				0.00
EGS Centre (UP)				
Back to School				
Bridge Course	0.0120	4664	1	55.97
Remedial Teaching				
Residential Camp	0.030	18500	1	555.00
Innovative Scheme				
Other (if any)				
Sub Total				610.97
<i>Free Textbook</i>				<i>(Rs. in lakhs)</i>
Free Textbook (P)	-	-	-	-
Free Textbook (UPS)	0.0015	15064	1	22.60
Sub Total				22.60
<i>Innovative Activity</i>				<i>(Rs. in lakhs)</i>
ECCE				0
Girls Education	14.988	1	1	14.99
SC / ST	15	1	1	15.00
Computer Education	3	5	1	15.00
Others				
Sub Total				44.99

Activity	Unit Cost	Physical	Period	Financial
<i>Children with Special Needs</i>				<i>(Rs. in lakhs)</i>
IED	0.012	1262	1	15.144
<i>Maintenance Grant</i>				<i>(Rs. in lakhs)</i>
Schools				0
<i>Management & MIS</i>				<i>(Rs. in lakhs)</i>
Mgmt and MIS			1	54.820
<i>Research and Evaluation</i>				<i>(Rs. in lakhs)</i>
Research - Eval	0.013	1128	1	14.664
<i>School Grant</i>				<i>(Rs. in lakhs)</i>
Primary				0
Upper Primary	0.02	1128	1	22.56
Sub Total				22.560
<i>Teacher Grant</i>				<i>(Rs. in lakhs)</i>
Primary				0
Upper Primary	0.005	4199	1	21.00
Sub Total				21.00

Activity	Unit Cost	Physical	Period	Financial
<i>Block Resource Centre</i>				<i>(Rs. in lakhs)</i>
Salary of R P - 1				
Salary of R P - 2				
Salary of R P - 3				
Furniture Grant				
Contingency Grant				
Meeting - TA	0.005	64	12	3.840
TLM Grant	0.05	64	1	3.200
Other (if any)		-	-	-
Sub Total		-	-	7.040
Activity	Unit Cost	Physical	Period	Financial
<i>Cluster Resource Centre</i>				<i>(Rs. in lakhs)</i>
Salary of RP - 1				
Salary of RP - 2				
Salary of RP - 3				
Furniture Grant				
Contingency Grant				
Meeting - TA	0.002	436	12	10.464
TLM Grant	0.01	436	1	4.360
Other (if any)				
Sub Total			-	14.824
New School Proposed				
Primary	25			
Upper Primary	30			

Activity	Unit Cost	Physical	Period	Financial
<i>Civil Works</i>				<i>(Rs. in lakhs)</i>
BRC				
CRC				
Primary School	1.7	25	1	42.50
Upper Primary	2.2	30	1	66.00
Buildingless (Primary)	1.7	50	1	85.00
Buildingless (Upper Primary)	2.2	7	1	15.40
Dilapidated Buildings (P)	1.7	10	1	17.00
Dilapidated Buildings (UP)	2.2	10	1	22.00
Add. Classrooms	1.852	69	1	127.79
Toilet / Urinals				
Water Facility	0.400	123	1	49.20
Boundary Wall	0.007	4003	1	26.02
Electrification				
Seperation Wall				
Child Friendly				
Last Yr Balance Amt				
Other (if any)				
Sub Total				450.91

District Profile

State Name	Andhra Pradesh	District Name	Mahabubnagar	DPEP	Year	2005-06
State Code		District Code	14		Yes	DPEP
E- Mail	dpepmbnr@yahoo.co.in	Blocks	64	Clusters	436	Villages
						-
						1508

Primary

Total Habitations	3051
School Less Habitations	181
Government Schools	2553
Building Less Schools	158
Govt. Aided Schools	33
Sanction Teachers (Post)	9547
Working Teachers	9547
Govt. Aided Teachers	220
Govt. Teachers	9327
Total Child Population	493161
Total Enrollment (All)	452935

Upper Primary

Transition Rate	85
School Less Eligible Habitations	10
Government Schools	1178
Building Less Schools	0
Govt. Aided Schools	25
Sanction Teachers (Post)	5769
Working Teachers	5467
Govt. Aided Teachers	105
Govt. Teachers	5362
Total Child Population	298038
Total Enrollment (All)	254009

Govt. + Govt. Aided

Total Enrollment	376624
Total Girls Enrollment	173522
Total Boys Enrollment	203102
SC Boys Enrollment	42275
SC Girls Enrollment	38216
ST Boys Enrollment	28468
ST Girls Enrollment	24269

Govt. + Govt. Aided

Total Enrollment	105975
Total Girls Enrollment	55810
Total Boys Enrollment	50165
SC Boys Enrollment	22894
SC Girls Enrollment	17410
ST Boys Enrollment	12146
ST Girls Enrollment	7730

Out of School Children

Out of School Children	40266
Children with Special Needs	7033

Out of School Children

Out of School Children	44029
Children with Special Needs	5187

District : Mahabubnagar

Annual Budget and Work Plan

Budget Year

2005-06

Activity	Unit Cost	Physical	Period	Financial
Teacher Salary (New)				<i>(Rs. in lakhs)</i>
Primary	0.050	50	8	20.000
Upper Primary	0.070	60	8	33.600
Head Master (P)				0.000
Head Master (UP)				0.000
Additional (Primary+UP)	0.06912	1580	8	873.68
Para Teachers				
Others (if any)				0.000
Sub Total				927.277
Teacher Salary (Recurring)				<i>(Rs. in lakhs)</i>
Primary	0.055	106	12	69.960
Upper Primary	0.075	340	12	306.000
Head Master (P)	-	-		
Head Master (UP)	-	-		
Additional	0.06923	1370	12	1138.14
Para Teachers	-	-		
Others (if any)	-	-		
Sub Total				1514.10
Total Salary				2441.38

Activity	Unit Cost	Physical	Period	Financial
Teacher Learning Equipment				<i>(Rs. in lakhs)</i>
TLE - New Primary				0.00
TLE - New UPS				
UPS Not OBB				0.00
Others (if any)	-	-	-	-
Sub Total				0.000
Teacher Training				<i>(Rs. in lakhs)</i>
In-service	0.0007	13616	20	190.62
New Recruit	0.0007	1690	30	35.49
Untrained				0.00
Distance Education				0.00
Others	-	-	-	
Sub Total				226.11
Community Mobilisation				
Leaders Training & Others	0.0003	12804	2	7.68
				<i>(Rs. in lakhs)</i>
Grand Total				3602.4512

Activity	Unit Cost	Physical	Period	Financial
Intervention for Out of School children				<i>(Rs. in lakhs)</i>
EGS Centre (P)	0.0084	4000	1	33.60
EGS Centre (UP)				
Back to School				
Bridge Course	0.0120	7034	1	84.41
Remedial Teaching				
Residential Camp	0.030	31200	1	936.00
Innovative Scheme				
Other (if any)				
Sub Total				1054.01
Free Textbook				<i>(Rs. in lakhs)</i>
Free Textbook (P)	-	-	-	-
Free Textbook (UPS)	0.0015	16008	1	24.01
Sub Total				24.01
Innovative Activity				<i>(Rs. in lakhs)</i>
ECCE	0.077	65	1	5.005
Girls Education	14.988	1	1	14.99
SC / ST	15	1	1	15.00
Computer Education	3	5	1	15.00
Others				
Sub Total				50.0

Activity	Unit Cost	Physical	Period	Financial
Children with Special Needs				<i>(Rs. in lakhs)</i>
IED	0.012	2370	1	28.44
Maintenance Grant				<i>(Rs. in lakhs)</i>
Schools				0
Management & MIS				<i>(Rs. in lakhs)</i>
Mgmt and MIS			1	143.720
Research and Evaluation				<i>(Rs. in lakhs)</i>
Research - Eval	0.013	2637	1	34.28
School Grant				<i>(Rs. in lakhs)</i>
Primary	0.02	2573	1	51.46
Upper Primary	0.02	1158	1	23.16
Sub Total				74.620
Teacher Grant				<i>(Rs. in lakhs)</i>
Primary	0.005	9547	1	47.735
Upper Primary	0.005	5769	1	28.845
Sub Total				76.580

Activity	Unit Cost	Physical	Period	Financial
Block Resource Centre				<i>(Rs. in lakhs)</i>
Salary of R P - 1				
Salary of R P - 2				
Salary of R P - 3				
Furniture Grant				
Contingency Grant	0.125	64	1	8.000
Meeting - TA	0.005	64	12	3.840
TLM Grant	0.05	64	1	3.200
Honorarium to VVs in place of MRPs				
Sub Total		-	-	15.040
Activity	Unit Cost	Physical	Period	Financial
Cluster Resource Centre				<i>(Rs. in lakhs)</i>
Salary of RP - 1				
Salary of RP - 2				
Salary of RP - 3				
Furniture Grant	0.1	218	1	21.800
Contingency Grant	0.025	436	1	10.900
Meeting - TA	0.002	436	12	10.464
TLM Grant	0.01	436	1	4.360
Other (if any)				
Sub Total			-	47.524
New School Proposed				
Primary	25			
Upper Primary	20			

Activity	Unit Cost	Physical	Period	Financial
Civil Works				<i>(Rs. in lakhs)</i>
BRC				
CRC				
Primary School	1.7	25	1	42.500
Upper Primary	2.2	20	1	44.000
Buildingless (Primary)	1.7	158	1	268.600
Buildingless (Upper Primary)	2.2	14	1	30.800
Dilapidated Buildings (P)	1.7	20	1	34.000
Dilapidated Buildings (UP)	2.2	10	1	22.000
Addl. Classrooms	1.879	1010	1	1897.992
Toilet / Urinals				
Water Facility	0.400	59	1	23.600
Boundary Wall	0.007	1230	1	8.00
Electrification				
Seperation Wall				
Child Friendly				
Last Yr Balance Amt				
Other (if any)				
Sub Total				2371.487

District Profile

State Name	Andhra Pradesh	District Name	Mahabubnagar	DPEP	Yes	Year	2006-07	DPEP	-
State Code		District Code	14						
E- Mail	dpepmbnr@yahoo.co.in	Blocks	64	Clusters	436	Villages	1508		

Primary

Total Habitations	3051
School Less Habitations	171
Government Schools	2553
Building Less Schools	0
Govt. Aided Schools	33
Sanction Teachers (Post)	9637
Working Teachers	9637
Govt. Aided Teachers	220
Govt. Teachers	9417
Total Child Population	485763
Total Enrollment (All)	446141

Upper Primary

Transition Rate	85
School Less Eligible Habitations	0
Government Schools	1188
Building Less Schools	0
Govt. Aided Schools	25
Sanction Teachers (Post)	5799
Working Teachers	5497
Govt. Aided Teachers	105
Govt. Teachers	5392
Total Child Population	295057
Total Enrollment (All)	251469

Govt. + Govt. Aided

Total Enrollment	370974
Total Girls Enrollment	170919
Total Boys Enrollment	200055
SC Boys Enrollment	41641
SC Girls Enrollment	37642
ST Boys Enrollment	28041
ST Girls Enrollment	23905

Govt. + Govt. Aided

Total Enrollment	104915
Total Girls Enrollment	55252
Total Boys Enrollment	49663
SC Boys Enrollment	22665
SC Girls Enrollment	17236
ST Boys Enrollment	12024
ST Girls Enrollment	7652

Out of School Children

Out of School Children	39662
Children with Special Needs	6927

Out of School Children

Out of School Children	43588
Children with Special Needs	5135

District : Mahabubnagar

Annual Budget and Work Plan

Budget Year

2006-07

Activity	Unit Cost	Physical	Period	Financial
Teacher Salary (New)				<i>(Rs. in lakhs)</i>
Primary	0.050	20	8	8.000
Upper Primary	0.070	30	8	16.800
Head Master (P)				0.000
Head Master (UP)				0.000
Additional (Primary+UP)	0.05000	70	8	28.000
Para Teachers				
Others (if any)				0.000
Sub Total				52.800
Teacher Salary (Recurring)				<i>(Rs. in lakhs)</i>
Primary	0.055	156	12	102.960
Upper Primary	0.075	400	12	360.000
Head Master (P)	-	-	-	
Head Master (UP)	-	-	-	
Additional	0.07185	2950	12	2543.490
Para Teachers	-			
Others (if any)	-			
Sub Total				3006.45
Total Salary				3059.250

Activity	Unit Cost	Physical	Period	Financial
Teacher Learning Equipment				<i>(Rs. in lakhs)</i>
TLE - New Primary	0.100	35	1	3.50
TLE - New UPS	0.500	60	1	30.00
UPS Not OBB	0.500	393	1	196.50
Others (if any)	-	-	-	-
Sub Total				230.00
Teacher Training				<i>(Rs. in lakhs)</i>
In-service	0.0007	8845	20	123.8300
New Recruit	0.0007	120	30	2.5200
Untrained				0.0000
Distance Education				0.0000
Others	-	-		
Sub Total				126.35
Community Mobilisation				
Leaders Training & Others	0.0003	12804	2	7.68
				<i>(Rs. in lakhs)</i>
Grand Total				3476.08

District : Mahabubnagar

Annual Budget and Work Plan

Budget Year

2006-07

Activity	Unit Cost	Physical	Period	Financial
Intervention for Out of School children				<i>(Rs. in lakhs)</i>
EGS Centre (P)	0.0084	4000	1	33.60
EGS Centre (UP)				
Back to School				
Bridge Course	0.0120	82	1	0.98
Remedial Teaching				
Residential Camp	0.030	4000	1	120.00
Innovative Scheme				
Other (if any)				
Sub Total				154.5840
Free Textbook				<i>(Rs. in lakhs)</i>
Free Textbook (P)	-	-	-	-
Free Textbook (UPS)	0.0015	17069	1	25.60
Sub Total				25.60
Innovative Activity				<i>(Rs. in lakhs)</i>
ECCE	5	1	1	5.00
Girls Education	14.988	1	1	14.99
ISC / ST	15	1	1	15.00
Computer Education	3	5	1	15.00
Others				
Sub Total				49.99

Activity	Unit Cost	Physical	Period	Financial
Children with Special Needs				<i>(Rs. in lakhs)</i>
IED	0.012	2343	1	28.12
Maintenance Grant				<i>(Rs. in lakhs)</i>
Schools	0.050	3741	1	187.05
Management & MIS				<i>(Rs. in lakhs)</i>
Mgmt and MIS			1	158.428
Research and Evaluation				<i>(Rs. in lakhs)</i>
Research - Eval	0.013	2656	1	34.53
School Grant				<i>(Rs. in lakhs)</i>
Primary	0.02	2563	1	51.26
Upper Primary	0.02	1178	1	23.56
Sub Total				74.820
Teacher Grant				<i>(Rs. in lakhs)</i>
Primary	0.005	9637	1	48.19
Upper Primary	0.005	5799	1	29.00
Sub Total				77.18

Activity	Unit Cost	Physical	Period	Financial
Block Resource Centre				<i>(Rs. in lakhs)</i>
Salary of R P - 1				
Salary of R P - 2				
Salary of R P - 3				
Furniture Grant				
Contingency Grant	0.125	64	1	8.000
Meeting - TA	0.005	64	12	3.840
TLM Grant	0.05	64	1	3.200
Honorarium to VVs in place of MRPs				
Sub Total		-	-	15.040
Activity	Unit Cost	Physical	Period	Financial
Cluster Resource Centre				<i>(Rs. in lakhs)</i>
Salary of RP - 1				
Salary of RP - 2				
Salary of RP - 3				
Furniture Grant	0.1	218	1	21.8
Contingency Grant	0.025	436	1	10.90
Meeting - TA	0.002	436	12	10.464
TLM Grant	0.01	436	1	4.36
Other (if any)				
Sub Total			-	47.524
New School Proposed				
Primary	10			
Upper Primary	10			

Activity	Unit Cost	Physical	Period	Financial
Civil Works				<i>(Rs. in lakhs)</i>
BRC				
CRC				
Primary School				
Upper Primary				
Buildingless (Primary)	1.7	100	1	170.000
Buildingless (Upper Primary)				0.000
Dilapidated Buildings (P)	1.7	10	1	17.000
Dilapidated Buildings (UP)	2.2	10	1	22.000
Addl. Classrooms	1.885	1071	1	2019.05
Toilet / Urinals				
Water Facility	0.400	82	1	32.800
Boundary Wall	0.007	3999	1	25.99
Electrification				
Seperation Wall				
Child Friendly				
Last Yr Balance Amt				
Other (if any)				
Sub Total				2286.84

Annexures

3.1 DATA ON POPULATION

NAME OF THE DISTRICT: MAHABUBNAGAR

S.N.	Mandal	Population all community						Population					
		Urban			Rural			SC			ST		
		Male	Female	Total	Male	Female	Total	Male	Female	Total	Male	Female	Total
1	Kodangal	0	0	0	24423	23876	48299	4513	4489	9002	1080	1052	2132
2	Bomraspet	0	0	0	23762	24275	48037	3612	3655	7267	5824	6056	11880
3	Kosgi	0	0	0	26053	26260	52313	4098	4031	8129	1257	1102	2359
4	Doulathabad	0	0	0	21209	21341	42550	3519	3506	7025	1704	1631	3335
5	Damaragidda	0	0	0	24590	24631	49221	4426	4417	8843	993	954	1947
6	Maddur	0	0	0	29861	29732	59593	4835	4667	9502	3416	3309	6725
7	Koilkonda	0	0	0	28487	27902	56389	3726	3632	7358	4197	4095	8292
8	Hanwada	0	0	0	22483	22062	44545	3311	3319	6630	3716	3630	7346
9	Nawabpet	0	0	0	24791	24004	48795	4491	4307	8798	2586	2460	5046
10	Balanagar	0	0	0	31283	30309	61592	5006	4926	9932	9496	8887	18383
11	Kondurg	0	0	0	27793	27106	54899	6524	6234	12758	1522	1417	2939
12	Farooqnagar	0	0	0	49665	47398	97063	7265	7304	14569	5094	4807	9901
13	Kothur	0	0	0	29151	26976	56127	4934	4795	9729	2503	2368	4871
14	Keshampet	0	0	0	20328	19209	39537	4130	3948	8078	1847	1702	3549
15	Talakondapalle	0	0	0	25152	24084	49236	5263	5050	10313	4633	4390	9023
16	Amangal	0	0	0	28265	26074	54339	4384	4090	8474	7643	6708	14351
17	Madgul	0	0	0	22138	20998	43136	4869	4609	9478	3261	3052	6313
18	Vangoor	0	0	0	23178	22126	45304	5169	4664	9833	2852	2643	5495
19	Veldanda	0	0	0	20617	20181	40798	4392	4311	8703	4023	3791	7814
20	Kalwakurthy	0	0	0	29827	28390	58217	6021	5545	11566	1834	1581	3415
21	Midjil	0	0	0	23386	23064	46450	5498	5501	10999	1507	1409	2916
22	Thimmajipet	0	0	0	16628	16872	33500	3126	3142	6268	2365	2413	4778
23	Jadcherla	0	0	0	46807	45369	92176	6640	6690	13330	5044	4589	9633
24	Bhoothpur	0	0	0	21634	21211	42845	3405	3524	6929	2152	2064	4216
25	Mahbubnagar	71516	68146	139662	28246	27791	56037	8661	8985	17646	4527	4282	8809
26	Addakal	0	0	0	23596	22784	46380	3029	2866	5895	963	938	1901
27	Devarkadra	0	0	0	26212	25829	52041	3727	3759	7486	521	477	998
28	Dhanwada	0	0	0	26603	26639	53242	4359	4464	8823	1655	1534	3189
29	Narayanpet	18734	18829	37563	23868	24084	47952	4983	4994	9977	2114	2206	4320
30	Utkoor	0	0	0	24028	24445	48473	4145	4114	8259	241	242	483
31	Maganoor	0	0	0	20964	20856	41820	3496	3575	7071	153	140	293
32	Makthal	0	0	0	31134	31071	62205	4685	4686	9371	236	212	448

S.N.	Mandal	Population all community						Population					
		Urban			Rural			SC			ST		
		Male	Female	Total	Male	Female	Total	Male	Female	Total	Male	Female	Total
33	Narva	0	0	0	23083	22969	46052	3845	3916	7761	770	719	1489
34	C.C.Kunta	0	0	0	21853	22695	44548	2725	3018	5743	646	659	1305
35	Atmakur	0	0	0	28089	27597	55686	4087	3938	8025	853	893	1746
36	Kothakota	0	0	0	35475	34281	69756	4406	4100	8506	1798	1789	3587
37	Peddmandadi	0	0	0	15970	15665	31635	2687	2692	5379	1345	1272	2617
38	Ghanpur	0	0	0	21356	20693	42049	3220	3133	6353	3136	2966	6102
39	Bijinapalle	0	0	0	31629	30360	61989	5642	5376	11018	3001	2905	5906
40	Nagarkurnool	0	0	0	34960	33578	68538	6453	6068	12521	335	304	639
41	Tadoor	0	0	0	19403	19206	38609	4814	4750	9564	613	597	1210
42	Telkapalle	0	0	0	22410	21690	44100	5972	5844	11816	399	392	791
43	Uppununthala	0	0	0	14617	14411	29028	3510	3522	7032	1322	1347	2669
44	Achampet	0	0	0	29411	27902	57313	4865	4502	9367	8117	7535	15652
45	Amrabad	0	0	0	24627	23732	48359	7442	7565	15007	4747	4353	9100
46	Balmoor	0	0	0	15903	15337	31240	4028	3764	7792	2021	1762	3783
47	Lingal	0	0	0	15104	13770	28874	2206	1730	3936	4116	3977	8093
48	Peddakothapalle	0	0	0	25730	24321	50051	5832	5630	11462	962	895	1857
49	Kodair	0	0	0	16381	16159	32540	2591	2662	5253	1673	1684	3357
50	Gopalpeta	0	0	0	28418	27489	55907	6230	5884	12114	2384	2353	4737
51	Wanaparthi	0	0	0	45042	43062	88104	4891	4749	9640	3991	3664	7655
52	Pangal	0	0	0	27448	26006	53454	4320	4140	8460	2638	2539	5177
53	Pebbair	0	0	0	29394	28239	57633	4933	4636	9569	803	801	1604
54	Gadwal	27497	26063	53560	21690	21125	42815	5944	5523	11467	462	380	842
55	Dharur	0	0	0	28124	27555	55679	5300	5192	10492	1310	1291	2601
56	Maldakal	0	0	0	22671	22025	44696	3813	3601	7414	611	590	1201
57	Ghattu	0	0	0	30196	29596	59792	5263	5154	10417	730	703	1433
58	Ieej	0	0	0	35895	34794	70689	7752	7182	14934	117	125	242
59	Waddepalle	0	0	0	31346	30494	61840	6746	6423	13169	167	150	317
60	Itikyal	0	0	0	21605	20490	42095	4480	4188	8668	153	106	259
61	Manopad	0	0	0	23335	22687	46022	5506	5380	10886	64	44	108
62	Alampur	0	0	0	20972	20252	41224	4552	4468	9020	99	93	192
63	Veepangandla	0	0	0	23306	22229	45535	4215	4063	8278	561	568	1129
64	Kollapur	0	0	0	32988	31198	64186	6116	5707	11823	2212	1990	4202
	Total	190015	181340	371355	1592325	1550254	3142579	304628	296299	600927	143115	135587	278702

3.2 - Data on Literacy Rates

Name of the District :MAHABUBNAGAR

S. No	Name of the Mandal	Literacy Rate in percentage								
		All Communities			SC			ST		
		Male	Female	Total	Male	Female	Total	Male	Female	Total
1	KODANGAL	63.65	38.84	50.33						
2	BOMRASPETA	48.28	23.06	35.51						
3	KOSGI	60.82	32.72	46.66						
4	DOULATABAD	50.74	25.50	38.06						
5	DAMARAGIDDA	45.68	20.43	32.97						
6	MADDUR	47.04	21.43	34.30						
7	KOILKONDA	52.23	25.01	38.78						
8	HANWADA	51.29	25.48	38.47						
9	NAWABPET	53.63	26.63	40.30						
10	BALANAGAR	55.25	29.32	42.51						
11	KONDURG	55.70	29.73	42.85						
12	FAROOQNAGAR	70.71	47.42	59.37						
13	KOTHUR	67.36	40.95	54.72						
14	KESHAMPETA	62.05	34.18	48.57						
15	TALAKONDAPALLE	56.30	29.35	43.15						
16	AMANGAL	61.00	33.29	47.57						
17	MADGUL	55.47	28.49	42.31						
18	VANGOOR	59.73	28.86	44.69						
19	VELDANDA	54.36	26.90	40.79						
20	KALWAKURTHY	68.67	43.57	56.45						
21	MIDJIL	59.86	31.56	45.83						
22	THIMMAJIPETA	54.39	31.35	42.77						
23	JADCHERLA	71.10	48.35	59.94						
24	BHOOTHPUR	56.67	29.28	43.11						
25	MAHBUBNAGAR	83.04	64.61	74.02						
26	ADDAKAL	52.87	28.93	41.05						
27	DEVARKADARA	58.08	31.62	44.94						
28	DHANWADA	51.93	25.99	38.88						
29	NARAYANPET	61.00	37.82	49.29						
30	UTKOOR	51.93	25.99	38.57						
31	MAGANOOOR	47.06	24.02	35.54						
32	MAKTHAL	51.30	27.69	39.48						

S. No	Name of the Mandal	Literacy Rate in percentage								
		All Communities			SC			ST		
		Male	Female	Total	Male	Female	Total	Male	Female	Total
33	NARVA	46.67	22.66	34.48						
34	CHINNA CHINTA KU	55.01	27.37	40.86						
35	ATMAKUR	54.85	30.98	43.04						
36	KOTHAKOTA	61.50	34.51	48.23						
37	PEDDAMANDADI	57.91	30.40	44.21						
38	GHANPUR	54.82	29.11	42.16						
39	BIJINAPALLE	53.90	28.15	41.26						
40	NAGAR KURNOOL	65.95	43.15	54.78						
41	TADOOR	55.16	28.15	42.28						
42	TELKAPALLE	54.96	29.35	42.37						
43	UPPUNUNTHALA	52.88	28.85	40.93						
44	ACHAMPETA	65.17	35.47	50.60						
45	AMRABAD	65.17	35.47	50.60						
46	BALMOOR	54.68	29.37	42.19						
47	LINGAL	49.11	23.80	37.09						
48	PEDDAKOTHAPALLE	47.18	22.90	35.36						
49	KODAIR	46.36	22.20	34.29						
50	GOPALPETA	48.63	24.04	36.62						
51	WANAPARTHY	68.39	46.19	57.53						
52	PANGAL	50.14	28.18	38.03						
53	PEBBAIR	57.06	29.60	43.59						
54	GADWAL	61.56	38.84	50.47						
55	DHARUR	37.32	15.12	26.32						
56	MALDAKAL	39.26	16.27	27.94						
57	GHATTU	32.37	12.82	22.69						
58	AIZA	44.93	21.95	33.64						
59	WADDEPALLE	55.47	27.87	41.90						
60	ITIKYAL	56.45	26.31	41.71						
61	MANOPADU	61.15	33.63	47.64						
62	ALAMPUR	66.71	40.54	53.82						
63	VEEPANGANDLA	59.18	31.41	45.61						
64	KOLLAPUR	56.54	32.44	44.85						
	TOTAL	57.87	32.83	45.53						

3.3 - Basic Indicators

Name of the District :MAHABUBNAGAR

S. No	Name of the Mandal	No. of TCs	No. of Villages (Revenue)	No. of Panchayats	No. of Habitations	No. of Schoolless Habitations	Density of Population	Sex Ratio	Growth Rate of Population	Percentage of Population			
										Urban	Rural	SC	ST
1	Kodangal	6	19	20	43	2	200	1000: 978	13	0	100.00	19.00	4.00
2	Bomraspet	5	25	26	68	13	204	1000: 1022	19	0	100.00	15.00	25.00
3	Kosgi	5	24	24	44	5	295	1000: 1008	10	0	100.00	16.00	5.00
4	Doulthabad	4	26	20	60	5	203	1000: 1006	13	0	100.00	17.00	8.00
5	Damaragidda	4	28	23	36	3	180	1000: 1002	16	0	100.00	18.00	4.00
6	Maddur	6	30	27	75	9	259	1000: 996	20	0	100.00	16.00	11.00
7	Koil konda	6	35	27	106	3	442	1000: 979	12	0	100.00	13.00	15.00
8	Hanwada	5	18	20	46	4	233	1000: 981	8	0	100.00	15.00	16.00
9	Nawabpet	5	27	24	67	8	238	1000: 968	17	0	100.00	18.00	10.00
10	Balanagar	6	37	31	95	5	198	1000: 969	24	0	100.00	16.00	30.00
11	Kondurg	5	39	29	63	2	213	1000: 975	14	0	100.00	23.00	5.00
12	Farooqanagar	9	28	29	89	12	140	1000: 954	27	0	100.00	15.00	10.00
13	Kothur	4	16	17	59	2	281	1000: 925	23	0	100.00	17.00	9.00
14	Keshampet	3	20	19	51	9	177	1000: 945	13	0	100.00	20.00	9.00
15	Thalakondapally	5	28	21	70	9	162	1000: 958	11	0	100.00	21.00	18.00
16	Amangal	5	15	18	65	5	290	1000: 922	18	0	100.00	16.00	26.00
17	Madgul	5	14	16	65	9	266	1000: 949	6	0	100.00	22.00	15.00
18	Wangoor	4	23	24	42	1	133	1000: 955	5	0	100.00	22.00	12.00
19	Veldanda	6	20	17	82	5	126	1000: 979	-2	0	100.00	21.00	19.00
20	Kalwakurthy	6	18	21	38	0	218	1000: 952	15	0	100.00	20.00	6.00
21	Midjil	5	28	30	55	4	148	1000: 986	7	0	100.00	24.00	6.00
22	Thimmajipet	5	19	19	45	5	167	1000: 1015	6	0	100.00	19.00	14.00
23	Jadcherla	11	32	26	82	26	327	1000: 969	18	0	100.00	14.00	10.00
24	Bhoothpur	4	18	16	46	7	236	1000: 980	11	0	100.00	16.00	10.00
25	Mahabubnagar	14	18	26	88	3	1044	1000: 962	19	71.36	28.64	9.00	5.00
26	Addakal	3	21	20	36	4	243	1000: 966	12	0	100.00	13.00	4.00
27	Devarkadra	4	28	23	38	3	220	1000: 985	9	0	100.00	14.00	2.00
28	Dhanwada	3	18	19	38	2	214	1000: 1001	11	0	100.00	17.00	6.00
29	Narayanpet	8	18	20	60	6	390	1000: 1007	16	43.92	56.08	12.00	5.00
30	Utkoor	4	28	18	27	1	185	1000: 1017	13	0	100.00	17.00	1.00
31	Maganoor	4	34	18	38	1	99	1000: 995	18	0	100.00	17.00	1.00
32	Makthal	7	39	26	46	0	176	1000: 998	19	0	100.00	15.00	1.00

S. No	Name of the Mandal	No. of TCs	No. of Villages (Revenue)	No. of Panchayats	No. of Habitations	No. of Schoolless Habitations	Density of Population	Sex Ratio	Growth Rate of Population	Percentage of Population			
										Urban	Rural	SC	ST
33	Narwa	4	31	23	33	2	159	1000: 995	15	0	100.00	17.00	3.00
34	C.C.Kunta	4	23	19	27	3	622	1000: 1039	4	0	100.00	13.00	3.00
35	Athmakur	7	26	21	30	3	275	1000: 982	20	0	100.00	14.00	3.00
36	Kothakota	5	33	26	43	2	177	1000: 966	17	0	100.00	12.00	5.00
37	Peddmandadi	3	16	16	39	3	152	1000: 981	-3	0	100.00	17.00	8.00
38	Ghanpur	3	21	19	46	0	228	1000: 969	12	0	100.00	15.00	15.00
39	Bijinepally	5	23	20	45	1	239	1000: 960	9	0	100.00	18.00	10.00
40	Nagarkurnool	7	22	20	25	0	313	1000: 960	21	0	100.00	18.00	1.00
41	Tadur	4	23	19	32	1	171	1000: 990	20	0	100.00	25.00	3.00
42	Theikapally	4	20	22	33	3	181	1000: 968	8	0	100.00	27.00	2.00
43	Uppununthala	3	22	15	34	5	119	1000: 986	-1	0	100.00	24.00	9.00
44	Achampet	5	22	21	60	0	154	1000: 949	11	0	100.00	16.00	27.00
45	Amrabad	6	12	18	47	3	44	1000: 964	26	0	100.00	31.00	19.00
46	Balmoor	4	21	13	32	1	145	1000: 964	2	0	100.00	25.00	12.00
47	Lingal	3	16	13	31	2	163	1000: 912	10	0	100.00	14.00	28.00
48	Peddakothapally	4	26	17	34	2	123	1000: 945	11	0	100.00	23.00	4.00
49	Kodair	3	19	15	36	6	157	1000: 986	-2	0	100.00	16.00	10.00
50	Gopalpet	5	19	17	43	3	229	1000: 967	17	0	100.00	22.00	8.00
51	Wanaparthy	7	21	19	26	2	506	1000: 956	22	0	100.00	11.00	9.00
52	Pangal	4	27	22	42	4	148	1000: 947	18	0	100.00	16.00	10.00
53	Pebbair	4	29	24	34	0	210	1000: 961	13	0	100.00	17.00	3.00
54	Gadwal	7	19	24	63	1	355	1000: 959	25	55.57	44.43	12.00	1.00
55	Dharur	4	25	26	57	2	452	1000: 980	15	0	100.00	19.00	5.00
56	Maldakal	3	19	18	31	0	188	1000: 972	15	0	100.00	17.00	3.00
57	Gattu	4	24	24	42	0	172	1000: 980	26	0	100.00	17.00	2.00
58	Ieeja	4	19	19	35	0	255	1000: 969	20	0	100.00	21.00	0.00
59	Waddepally	4	19	19	30	0	234	1000: 973	18	0	100.00	21.00	1.00
60	Itikyala	4	21	22	37	1	138	1000: 948	12	0	100.00	21.00	1.00
61	Manopad	3	26	24	28	3	165	1000: 972	5	0	100.00	24.00	0.00
62	Alampur	4	21	19	24	1	178	1000: 966	-1	0	100.00	22.00	0.00
63	Weepangandla	4	25	22	33	2	135	1000: 954	9	0	100.00	18.00	2.00
64	Kollapur	5	27	18	36	2	141	1000: 946	9	0	100.00	18.00	7.00
	TOTAL	310	1508	1348	3051	231	231.80	1000: 972	13.19	2.67	97.33	17.94	8.38

4.1 DATA ON CHILD POPULATION OF 6-14 AGE GROUP

NAME OF THE DISTRICT: MAHABUBNAGAR

Sl.No.	Name of the Mandal	Child Population (6-11 age group) All communities						Child Population (6-11 age group) SC						Child Population (6-11 age group) ST					
		Urban			Rural			Urban			Rural			Urban			Rural		
		M	F	T	M	F	T	M	F	T	M	F	T	M	F	T	M	F	T
1	Kodangal				3568	3394	6962				694	663	1357				350	244	594
2	Bomraspet				3763	3418	7181				550	468	1018				1234	1174	2408
3	Kosgi				3875	3660	7535				661	678	1339				333	296	629
4	Doulthabad				3232	3194	6426				584	581	1165				412	437	849
5	Damaragidda				4475	3936	8411				830	803	1633				275	218	493
6	Maddur				5013	4714	9727				813	753	1566				795	794	1589
7	Koil konda				4923	4547	9470				592	594	1186				1167	1043	2210
8	Hanwada				3817	3572	7389				630	575	1205				871	791	1662
9	Nawabpet				3808	3344	7152				696	619	1315				570	464	1034
10	Balanagar				4401	4293	8694				727	661	1388				1790	1767	3557
11	Kondurg				4358	3988	8346				1166	1054	2220				388	265	653
12	Farooqnagar				5331	5075	10406				1010	920	1930				1356	1154	2510
13	Kothur				4382	4375	8757				825	831	1656				686	587	1273
14	Keshampet				2876	2778	5654				648	624	1272				354	315	669
15	Thalakondapally				3621	3382	7003				778	802	1580				1087	948	2035
16	Amangal				5307	4226	9533				953	869	1822				2421	1961	4382
17	Madgul				3214	2997	6211				696	662	1358				799	675	1474
18	Wangoor				3316	2992	6308				760	659	1419				529	457	986
19	Veldanda				2988	2785	5773				681	608	1289				895	725	1620
20	Kalwakurthy				3496	3232	6728				786	779	1565				312	255	567
21	Midjil				3503	3285	6788				874	943	1817				420	379	799
22	Thimmajipet				2455	2449	4904				487	488	975				539	483	1022
23	Jadcherla				4444	4071	8515				993	866	1859				813	729	1542
24	Bhoothpur				2599	2334	4933				448	460	908				441	406	847
25	Mahabubnagar	10119	9197	19316	5253	4697	9950	1290	1175	2465	925	665	1590	507	451	958	605	542	1147
26	Addakal				3241	3066	6307				409	360	769				247	225	472
27	Devarkadra				3979	3708	7687				504	482	986				177	146	323
28	Dhanwada				3958	3699	7657				638	614	1252				477	364	841
29	Narayanpet	2380	2333	4713	3809	3565	7374	208	176	384	566	555	1121	76	69	145	523	504	1027
30	Utkoor				3993	3565	7558				697	577	1274				75	75	150
31	Maganoor				4071	3574	7645				756	628	1384				42	36	78
32	Makthal				5435	4938	10373				973	831	1804				35	32	67

Sl.No.	Name of the Mandal	Child Population (6-11 age group) All communities						Child Population (6-11 age group) SC						Child Population (6-11 age group) ST					
		Urban			Rural			Urban			Rural			Urban			Rural		
		M	F	T	M	F	T	M	F	T	M	F	T	M	F	T	M	F	T
33	Narwa				3408	3192	6600				591	555	1146				164	106	270
34	C.C.Kunta				3237	3090	6327				496	503	999				163	182	345
35	Athmakur				4390	4118	8508				761	686	1447				350	301	651
36	Kothakota				5269	4418	9687				759	674	1433				386	312	698
37	Peddmandadi				2465	2116	4581				490	382	872				378	307	685
38	Ghanpur				3798	3060	6858				568	514	1082				1080	614	1694
39	Bijinepally				4643	4326	8969				869	854	1723				705	568	1273
40	Nagarkurnool				3673	3283	6956				723	720	1443				52	39	91
41	Tadur				2748	2499	5247				784	713	1497				117	87	204
42	Theikapally				2644	2512	5156				794	776	1570				63	55	118
43	Uppunthala				2081	1910	3991				547	517	1064				307	268	575
44	Achampet				3615	3266	6881				610	516	1126				1504	1299	2803
45	Amrabad				4262	3721	7983				1405	1202	2607				1074	979	2053
46	Balmoor				2950	2685	5635				717	684	1401				413	371	784
47	Lingal				2735	2457	5192				376	386	762				925	730	1655
48	Peddakothapally				4112	3637	7749				1031	995	2026				292	221	513
49	Kodair				2807	2303	5110				589	490	1079				520	426	946
50	Gopalpet				3726	3230	6956				694	550	1244				568	431	999
51	Wanaparthi				4709	3211	7920				771	442	1213				818	501	1319
52	Pangal				4218	3842	8060				693	644	1337				640	534	1174
53	Pebbair				4535	4280	8815				961	851	1812				170	148	318
54	Gadwal	1817	1760	3577	3806	3467	7273	241	187	428	650	597	1247	21	19	40	26	31	57
55	Dharur				5681	4742	10423				1062	912	1974				349	271	620
56	Maldakal				3844	3227	7071				709	604	1313				107	103	210
57	Gattu				6317	5304	11621				1213	998	2211				222	182	404
58	Ieeja				7007	6076	13083				1489	1275	2764				52	37	89
59	Waddepally				2569	2060	4629				654	493	1147				23	19	42
60	Itikyala				3253	3063	6316				747	686	1433				36	30	66
61	Manopad				2993	3010	6003				931	870	1801				21	24	45
62	Alampur				2364	2061	4425				583	576	1159				25	37	62
63	Weepangandla				3162	2963	6125				735	649	1384				117	136	253
64	Kollapur				5057	4501	9558				1067	974	2041				456	339	795
	Total:	14316	13290	27606	248582	224483	473065	1498	1351	2849	48419	43960	92379	583	520	1103	33141	28179	61320

4.2 - Data on child Population of 11 - 14 Age group

Name of the District :MAHABUBNAGAR

S. No	Name of the Mandal	Child Population (11 - 14 age group) All Communities						Child Population (11 - 14 age group) SC						Child Population (11 - 14 age group) ST					
		Urban			Rural			Urban			Rural			Urban			Rural		
		Boys	Girls	Total	Boys	Girls	Total	Boys	Girls	Total	Boys	Girls	Total	Boys	Girls	Total	Boys	Girls	Total
1	Kodangal				1867	1467	3334				327	299	626				132	50	182
2	Bomraspet				2173	1975	4148				301	212	513				630	556	1186
3	Kosgi				3023	2326	5349				549	412	961				193	107	300
4	Doulthabad				1877	1281	3158				318	198	516				188	137	325
5	Damaragidda				1983	1324	3307				369	201	570				81	32	113
6	Maddur				2484	1830	4314				376	242	618				355	221	576
7	Koil konda				2967	2277	5244				350	281	631				633	462	1095
8	Hanwada				2498	1577	4075				331	176	507				424	257	681
9	Nawabpet				2153	1506	3659				448	259	707				237	136	373
10	Balanagar				2510	1837	4347				451	298	749				705	524	1229
11	Kondurg				2310	1690	4000				555	328	883				82	31	113
12	Farooqnagar				3447	2699	6146				763	524	1287				603	276	879
13	Kothur				2326	2005	4331				364	345	709				261	135	396
14	Keshampet				1856	1583	3439				363	253	616				178	132	310
15	Thalakondapally				2417	1879	4296				484	381	865				407	231	638
16	Amangal***				2753	1827	4580				646	537	1183				1051	638	1689
17	Madgul				2219	1382	3601				479	300	779				464	241	705
18	Wangoor				2225	1652	3877				485	330	815				303	198	501
19	Veldanda				2145	1672	3817				477	414	891				444	275	719
20	Kalwakurthy				2339	1922	4261				565	426	991				214	86	300
21	Midjil				2416	2069	4485				612	449	1061				189	144	333
22	Thimmajipet				1486	1203	2689				318	256	574				295	239	534
23	Jadcherla				6423	6321	12744				1128	1270	2398				1093	1207	2300
24	Bhoorthpur				1615	1564	3179				267	228	495				229	311	540
25	Mahabubnagar	6998	6107	13105	2473	1921	4394	744	618	1362	225	266	491	83	60	143	212	165	377
26	Addakal				2291	1781	4072				360	230	590				138	98	236
27	Devarkadra				2462	2023	4485				314	291	605				98	69	167
28	Dhanwada				2678	2507	5185				421	284	705				183	112	295
29	Narayanpet	1943	1944	3887	2328	1836	4164	161	158	319	386	284	670	49	47	96	246	185	431
30	Uttoor				1976	1476	3452				330	214	544				28	22	50
31	Maganoor				2018	1450	3468				339	247	586				12	20	32
32	Makthal				2942	2456	5398				488	350	838				23	24	47

S. No	Name of the Mandal	Child Population (11 - 14 age group) All Communities						Child Population (11 - 14 age group) SC						Child Population (11 - 14 age group) ST					
		Urban			Rural			Urban			Rural			Urban			Rural		
		Boys	Girls	Total	Boys	Girls	Total	Boys	Girls	Total	Boys	Girls	Total	Boys	Girls	Total	Boys	Girls	Total
33	Narwa				1947	1612	3559				300	272	572				60	27	87
34	C.C.Kunta				2387	2013	4400				367	297	664				72	42	114
35	Athmakur				2251	1803	4054				369	293	662				76	50	126
36	Kothakota				2856	2208	5064				408	302	710				147	109	256
37	Peddmandadi				1487	1313	2800				273	173	446				159	137	296
38	Ghanpur				1375	1039	2414				231	126	357				274	136	410
39	Bijinepally				3660	2774	6434				688	504	1192				369	251	620
40	Nagarkurnool				3948	3344	7292				731	564	1295				43	33	76
41	Tadur				1999	1438	3437				511	333	844				58	33	91
42	Thekappally				2062	1666	3728				652	564	1216				39	29	68
43	Uppununthala				1378	1028	2406				316	228	544				164	105	269
44	Achampet				2682	2352	5034				426	432	858				996	812	1808
45	Amrabad				2136	1922	4058				553	681	1234				665	507	1172
46	Balmoor				1709	1288	2997				443	302	745				238	148	386
47	Lingal				1680	1370	3050				208	166	374				495	381	876
48	Peddakothapally				2228	1702	3930				541	435	976				101	70	171
49	Kodair				1652	1190	2842				359	262	621				184	138	322
50	Gopalpet				1850	1805	3655				593	494	1087				217	182	399
51	Wanaparthi				2305	2675	4980				430	471	901				204	149	353
52	Pangal				2358	1891	4249				424	339	763				218	164	382
53	Pebbair				2827	2350	5177				554	418	972				123	99	222
54	Gadwal	1814	1315	3129	2221	1778	3999	210	165	375	416	320	736	24	15	39	22	16	38
55	Dharur				2752	2316	5068				520	445	965				116	129	245
56	Maldakal				1833	1156	2989				381	162	543				56	29	85
57	Gattu				2875	2098	4973				463	337	800				66	43	109
58	leeja				4008	2903	6911				853	623	1476				26	11	37
59	Waddepally				4651	4433	9084				1381	1343	2724				33	28	61
60	Itikyala				2340	1711	4051				556	332	888				22	10	32
61	Manopad				2350	1796	4146				741	442	1183				26	17	43
62	Alampur				1857	1550	3407				360	312	672				3	2	5
63	Weepangandla				2052	1764	3816				400	355	755				81	68	149
64	Kollapur				3409	2517	5926				751	554	1305				277	196	473
		10755	9366	20121	155805	125123	280928	905	776	1681	30388	23666	54054	132	107	239	15961	11472	27433

4.3 Data on Enrolment and Out of School children

Name of the District :MAHABUBNAGAR

S. No	Name of the Mandal	Enrolment (6 - 11 Age group)									Out of School children (6 - 11 Age group)								
		All			SC			ST			All			SC			ST		
		Boys	Girls	Total	Boys	Girls	Total	Boys	Girls	Total	Boys	Girls	Total	Boys	Girls	Total	Boys	Girls	Total
1	Kodangal	3389	3176	6565	635	607	1242	340	215	555	179	218	397	59	56	115	10	29	39
2	Bomraspet	3451	3072	6523	517	430	947	1132	1014	2146	312	346	658	33	38	71	102	160	262
3	Kosgi	3536	3379	6915	593	651	1244	296	261	557	339	281	620	68	27	95	37	35	72
4	Doulthabad	2946	2805	5751	560	531	1091	372	386	758	286	389	675	24	50	74	40	51	91
5	Damaragidda	3971	3416	7387	728	695	1423	262	186	448	504	520	1024	102	108	210	13	32	45
6	Maddur	4271	3823	8094	673	611	1284	677	658	1335	742	891	1633	140	142	282	118	136	254
7	Koil konda	4414	3873	8287	524	509	1033	988	816	1804	509	674	1183	68	85	153	179	227	406
8	Hanwada	3669	3377	7046	604	539	1143	830	742	1572	148	195	343	26	36	62	41	49	90
9	Nawabpet	3595	3053	6648	667	580	1247	533	382	915	213	291	504	29	39	68	37	82	119
10	Balanagar	4228	4068	8296	708	644	1352	1678	1613	3291	173	225	398	19	17	36	112	154	266
11	Kondurg	4298	3913	8211	1147	1027	2174	373	246	619	60	75	135	19	27	46	15	19	34
12	Farooqnagar	5228	4943	10171	995	908	1903	1310	1083	2393	103	132	235	15	12	27	46	71	117
13	Kothur	4375	4358	8733	822	828	1650	685	579	1264	7	17	24	3	3	6	1	8	9
14	Keshampet	2856	2752	5608	639	614	1253	353	310	663	20	26	46	9	10	19	1	5	6
15	Thalakondapally	3553	3268	6821	767	776	1543	1042	885	1927	68	114	182	11	26	37	45	63	108
16	Amangal	5272	4184	9456	943	857	1800	2401	1940	4341	35	42	77	10	12	22	20	21	41
17	Madgul	3142	2849	5991	688	611	1299	771	638	1409	72	148	220	8	51	59	28	37	65
18	Wangoor	3137	2722	5859	716	586	1302	481	385	866	179	270	449	44	73	117	48	72	120
19	Veldanda	2952	2709	5661	675	603	1278	876	682	1558	36	76	112	6	5	11	19	43	62
20	Kalwakurthy	3387	3024	6411	754	708	1462	303	224	527	109	208	317	32	71	103	9	31	40
21	Midjil	3357	3203	6560	844	903	1747	410	369	779	146	82	228	30	40	70	10	10	20
22	Thimmajipet	2373	2334	4707	475	482	957	514	440	954	82	115	197	12	6	18	25	43	68
23	Jadcherla	4437	4059	8496	992	860	1852	807	726	1533	7	12	19	1	6	7	6	3	9
24	Bhoothpur	2451	2182	4633	413	415	828	398	362	760	148	152	300	35	45	80	43	44	87
25	Mahabubnagar	15252	13759	29011	2181	1808	3989	1082	955	2037	120	135	255	34	32	66	30	38	68
26	Addakal	2816	2587	5403	343	309	652	197	151	348	425	479	904	66	51	117	50	74	124
27	Devarkadra	3756	3457	7213	426	396	822	147	128	275	223	251	474	78	86	164	30	18	48
28	Dhanwada	3830	3534	7364	606	590	1196	414	311	725	128	165	293	32	24	56	63	53	116
29	Narayanpet	5726	5350	11076	659	620	1279	544	495	1039	463	548	1011	115	111	226	55	78	133
30	Uttoor	3754	3323	7077	648	529	1177	71	67	138	239	242	481	49	48	97	4	8	12
31	Maganoor	3607	3043	6650	688	567	1255	34	25	59	464	531	995	68	61	129	8	11	19
32	Makthal	4819	4408	9227	796	685	1481	31	29	60	616	530	1146	177	146	323	4	3	7

S. No	Name of the Mandal	Enrolment (6 - 11 Age group)									Out of School children (6 - 11 Age group)								
		All			SC			ST			All			SC			ST		
		Boys	Girls	Total	Boys	Girls	Total	Boys	Girls	Total	Boys	Girls	Total	Boys	Girls	Total	Boys	Girls	Total
33	Narwa	3172	2926	6098	547	494	1041	140	86	226	236	268	502	44	61	105	24	20	44
34	C.C.Kunta	2952	2770	5722	433	434	867	143	151	294	285	320	605	63	69	132	20	31	51
35	Athmakur	4092	3690	7782	698	613	1311	308	236	544	298	428	726	63	73	136	42	65	107
36	Kothakota	4987	4085	9072	702	598	1300	336	286	622	282	333	615	57	76	133	50	26	76
37	Peddmandadi	2332	1911	4243	454	337	791	356	274	630	133	205	338	36	45	81	22	33	55
38	Ghanpur	3359	2865	6224	537	478	1015	755	564	1319	439	195	634	31	36	67	325	50	375
39	Bijinepally	4264	3785	8049	787	739	1526	646	452	1098	379	541	920	82	115	197	59	116	175
40	Nagarkurnool	3572	3120	6692	689	665	1354	51	38	89	101	163	264	34	55	89	1	1	2
41	Tadur	2704	2439	5143	766	688	1454	116	84	200	44	60	104	18	25	43	1	3	4
42	Theikapally	2551	2352	4903	755	721	1476	59	50	109	93	160	253	39	55	94	4	5	9
43	Uppununthala	2062	1884	3946	537	508	1045	305	260	565	19	26	45	10	9	19	2	8	10
44	Achampet	3433	3018	6451	586	490	1076	1399	1153	2552	182	248	430	24	26	50	105	146	251
45	Amrabad	4205	3603	7808	1397	1183	2580	1054	921	1975	57	118	175	8	19	27	20	58	78
46	Balmoor	2713	2386	5099	630	581	1211	380	323	703	237	299	536	87	103	190	33	48	81
47	Lingal	2412	2072	4484	321	308	629	791	567	1358	323	385	708	55	78	133	134	163	297
48	Peddakothapally	3763	3216	6979	952	904	1856	260	192	452	349	421	770	79	91	170	32	29	61
49	Kodair	2541	2013	4554	531	437	968	429	333	762	266	290	556	58	53	111	91	93	184
50	Gopalpet	3037	2683	5720	468	393	861	330	321	651	689	547	1236	226	157	383	238	110	348
51	Wanaparthy	4407	2975	7382	735	420	1155	742	460	1202	302	236	538	36	22	58	76	41	117
52	Pangal	3739	3267	7006	608	551	1159	592	440	1032	479	575	1054	85	93	178	48	94	142
53	Pebbair	4303	3974	8277	881	772	1653	141	123	264	232	306	538	80	79	159	29	25	54
54	Gadwal	5375	4849	10224	626	539	1165	20	20	40	248	378	626	24	58	82	6	11	17
55	Dharur	4738	3484	8222	901	717	1618	281	165	446	943	1258	2201	161	195	356	68	106	174
56	Maldakal	3260	2727	5987	654	555	1209	106	91	197	584	500	1084	55	49	104	1	12	13
57	Gattu	4681	3365	8046	855	622	1477	178	117	295	1636	1939	3575	358	376	734	44	65	109
58	Ieeja	5421	4418	9839	1098	825	1923	23	11	34	1586	1658	3244	391	450	841	29	26	55
59	Waddepally	2155	1567	3722	520	343	863	13	14	27	414	493	907	134	150	284	10	5	15
60	Itikyala	3096	2834	5930	716	612	1328	34	29	63	157	229	386	31	74	105	2	1	3
61	Manopad	2835	2824	5659	893	813	1706	21	24	45	158	186	344	38	57	95	0	0	0
62	Alampur	2163	1838	4001	543	519	1062	25	37	62	201	223	424	40	57	97	0	0	0
63	Weepangandla	3045	2793	5838	697	590	1287	111	123	234	117	170	287	38	59	97	6	13	19
64	Kollapur	4729	4150	8879	976	870	1846	405	291	696	328	351	679	91	104	195	51	48	99
	TOTAL	243946	215886	459832	45919	40798	86717	30902	25539	56441	18952	21887	40839	3998	4513	8511	2822	3160	5982

4.4 - Data on Enrolment and Out of School children

Name of the District :MAHABUBNAGAR

S. No	Name of the Mandal	Enrolment (11 - 14 Age group)									Out of School children (11 - 14 Age group)								
		All			SC			ST			All			SC			ST		
		Boys	Girls	Total	Boys	Girls	Total	Boys	Girls	Total	Boys	Girls	Total	Boys	Girls	Total	Boys	Girls	Total
1	Kodangal	1576	1122	2698	244	200	444	102	7	109	291	345	636	83	99	182	30	43	73
2	Bomraspet	1562	1255	2817	233	142	375	344	192	536	611	720	1331	68	70	138	286	364	650
3	Kosgi	2556	1863	4419	442	317	759	150	69	219	467	463	930	107	95	202	43	38	81
4	Doulthabad	1385	789	2174	226	122	348	143	67	210	492	492	984	92	76	168	45	70	115
5	Damaragidda	1447	708	2155	227	70	297	56	12	68	536	616	1152	142	131	273	25	20	45
6	Maddur	2063	1355	3418	315	176	491	258	143	401	421	475	896	61	66	127	97	78	175
7	Koil konda	2476	1667	4143	322	242	564	484	260	744	491	610	1101	28	39	67	149	202	351
8	Hanwada	2335	1372	3707	307	151	458	384	187	571	163	205	368	24	25	49	40	70	110
9	Nawabpet	1911	1247	3158	387	217	604	194	73	267	242	259	501	61	42	103	43	63	106
10	Balanagar	2213	1447	3660	417	258	675	544	295	839	297	390	687	34	40	74	161	229	390
11	Kondurg	2180	1561	3741	508	290	798	69	12	81	130	129	259	47	38	85	13	19	32
12	Farooqnagar	3350	2581	5931	751	508	1259	553	221	774	97	118	215	12	16	28	50	55	105
13	Kothur	2300	1965	4265	363	336	699	257	126	383	26	40	66	1	9	10	4	9	13
14	Keshampet	1807	1510	3317	353	228	581	166	109	275	49	73	122	10	25	35	12	23	35
15	Thalakondapally	2274	1691	3965	451	334	785	345	164	509	143	188	331	33	47	80	62	67	129
16	Amangal	2633	1625	4258	604	462	1066	993	533	1526	120	202	322	42	75	117	58	105	163
17	Madgul	2088	1181	3269	451	258	709	422	170	592	131	201	332	28	42	70	42	71	113
18	Wangoor	1943	1255	3198	398	222	620	257	113	370	282	397	679	87	108	195	46	85	131
19	Veldanda	2064	1553	3617	457	390	847	422	223	645	81	119	200	20	24	44	22	52	74
20	Kalwakurthy	2139	1630	3769	510	348	858	180	48	228	200	292	492	55	78	133	34	38	72
21	Midjil	2248	1878	4126	532	379	911	169	125	294	168	191	359	80	70	150	20	19	39
22	Thimmajipet	1332	977	2309	298	228	526	201	125	326	154	226	380	20	28	48	94	114	208
23	Jadcherla	6238	6082	12320	1092	1186	2278	1029	1149	2178	185	239	424	36	84	120	64	58	122
24	Bhoothpur	1505	1431	2936	237	201	438	216	278	494	110	133	243	30	27	57	13	33	46
25	Mahabubnagar	9289	7810	17099	925	828	1753	261	180	441	182	218	400	44	56	100	34	45	79
26	Addakal	1891	1386	3277	301	178	479	90	57	147	400	395	795	59	52	111	48	41	89
27	Devarkadra	2165	1594	3759	280	250	530	36	29	65	297	429	726	34	41	75	62	40	102
28	Dhanwada	2441	2231	4672	355	222	577	149	62	211	237	276	513	66	62	128	34	50	84
29	Narayanpet	3772	3267	7039	460	360	820	213	123	336	499	513	1012	87	82	169	82	109	191
30	Utkoor	1656	1012	2668	271	139	410	23	15	38	320	464	784	59	75	134	5	7	12
31	Maganoor	1436	871	2307	232	146	378	8	6	14	582	579	1161	107	101	208	4	14	18

S. No	Name of the Mandal	Enrolment (11 - 14 Age group)									Out of School children (11 - 14 Age group)								
		All			SC			ST			All			SC			ST		
		Boys	Girls	Total	Boys	Girls	Total	Boys	Girls	Total	Boys	Girls	Total	Boys	Girls	Total	Boys	Girls	Total
32	Makthal	2274	1669	3943	367	220	587	21	15	36	668	787	1455	121	130	251	2	9	11
33	Narwa	1609	1160	2769	247	171	418	43	15	58	338	452	790	53	101	154	17	12	29
34	C.C.Kunta	1958	1451	3409	292	194	486	55	25	80	429	562	991	75	103	178	17	17	34
35	Athmakur	1911	1394	3305	331	216	547	34	7	41	340	409	749	38	77	115	42	43	85
36	Kothakota	2684	2052	4736	387	270	657	120	67	187	172	156	328	21	32	53	27	42	69
37	Peddmandadi	1291	1058	2349	242	143	385	123	85	208	196	255	451	31	30	61	36	52	88
38	Ghanpur	1294	933	2227	220	114	334	259	114	373	81	106	187	11	12	23	15	22	37
39	Bijinepally	3138	2131	5269	586	401	987	273	109	382	522	643	1165	102	103	205	96	142	238
40	Nagarkurnool	3757	3142	6899	662	511	1173	42	33	75	191	202	393	69	53	122	1	0	1
41	Tadur	1920	1372	3292	485	310	795	53	31	84	79	66	145	26	23	49	5	2	7
42	Theikapally	1857	1421	3278	585	487	1072	36	20	56	205	245	450	67	77	144	3	9	12
43	Uppununthala	1265	881	2146	283	206	489	144	70	214	113	147	260	33	22	55	20	35	55
44	Achampet	2442	2047	4489	388	384	772	884	644	1528	240	305	545	38	48	86	112	168	280
45	Amrabad	1946	1673	3619	524	649	1173	597	390	987	190	249	439	29	32	61	68	117	185
46	Balmoor	1555	1072	2627	396	240	636	205	95	300	154	216	370	47	62	109	33	53	86
47	Lingal	1230	858	2088	154	89	243	346	212	558	450	512	962	54	77	131	149	169	318
48	Peddakothapally	1952	1397	3349	480	368	848	83	52	135	276	305	581	61	67	128	18	18	36
49	Kodair	1465	941	2406	336	212	548	149	91	240	187	249	436	23	50	73	35	47	82
50	Gopalpet	1466	1367	2833	404	357	761	152	68	220	384	438	822	189	137	326	65	114	179
51	Wanaparthi	2143	2429	4572	411	439	850	162	95	257	162	246	408	19	32	51	42	54	96
52	Pangal	2149	1725	3874	354	317	671	198	120	318	209	166	375	70	22	92	20	44	64
53	Pebbair	2476	1834	4310	446	303	749	82	37	119	351	516	867	108	115	223	41	62	103
54	Gadwal	3502	2326	5828	314	160	474	10	6	16	533	767	1300	102	160	262	12	10	22
55	Dharur	1570	734	2304	281	117	398	41	22	63	1182	1582	2764	239	328	567	75	107	182
56	Maldakal	1422	688	2110	325	114	439	48	28	76	411	468	879	56	48	104	8	1	9
57	Gattu	1377	547	1924	177	39	216	28	2	30	1498	1551	3049	286	298	584	38	41	79
58	Ieeja	2710	2221	4931	671	285	956	23	2	25	1298	682	1980	182	338	520	3	9	12
59	Waddepally	4550	4220	8770	1353	1283	2636	29	20	49	101	213	314	28	60	88	4	8	12
60	Itikyala	2078	1425	3503	496	262	758	20	9	29	262	286	548	60	70	130	2	1	3
61	Manopad	2166	1549	3715	661	377	1038	24	17	41	184	247	431	80	65	145	2	0	2
62	Alampur	1576	1283	2859	304	240	544	3	2	5	281	267	548	56	72	128	0	0	0
63	Weepangandla	1922	1575	3497	359	292	651	72	56	128	130	189	319	41	63	104	9	12	21
64	Kollapur	2060	2091	4151	555	428	1083	192	76	268	346	426	772	96	126	222	85	120	205
	TOTAL:	145993	110582	256575	27125	19586	46711	13269	7808	21077	20567	23907	44474	4168	4856	9024	2824	3771	6595

4.5 - Data on Repetition, Dropout, GER & NER - Age group-wise

Name of the District :MAHABUBNAGAR

S. No	Name of the Mandal	Children of 6 - 11 Age group				Children of 11 - 14 Age group			
		Repetition	Dropout	GER	NER	Repetition	Dropout	GER	NER
1	Kodangal	6.92	2.00	70.00	65.00	0.37	16.98	73.00	72.00
2	Bomraspet	9.17	9.17	89.00	87.00	7.45	21.48	74.00	68.00
3	Kosgi	2.63	2.88	91.00	89.00	0.00	2.87	85.00	82.00
4	Doulthabad	0.00	3.74	78.00	76.00	0.00	16.51	78.00	75.00
5	Damaragidda	5.25	2.06	87.00	80.00	0.00	0.60	62.00	58.00
6	Maddur	2.40	3.51	81.00	79.00	0.00	3.45	45.00	42.00
7	Koil konda	0.00	6.88	76.00	72.00	0.00	19.53	63.00	55.00
8	Hanwada	0.00	1.63	96.00	83.00	0.00	2.78	90.00	64.00
9	Nawabpet	3.55	3.91	98.00	92.00	0.28	6.27	92.00	82.00
10	Balanagar	0.14	2.57	97.00	96.00	0.00	3.44	96.00	89.00
11	Kondurg	0.00	0.84	93.00	88.00	0.00	2.30	96.00	91.00
12	Farooqnagar	0.81	2.48	96.00	94.00	0.67	1.85	92.00	87.00
13	Kothur	0.00	0.18	90.00	85.00	0.00	1.59	98.00	89.00
14	Keshampet	0.41	0.45	100.00	99.00	0.00	1.57	87.00	84.00
15	Thalakondapally	0.00	5.64	99.00	97.00	0.00	6.56	110.00	88.00
16	Amangal	0.00	0.38	99.00	92.00	0.00	7.56	93.00	93.00
17	Madgul	0.80	2.20	87.00	84.00	0.00	1.22	73.00	60.00
18	Wangoor	4.11	2.83	78.00	77.00	0.72	21.64	56.00	55.00
19	Veldanda	0.53	0.71	98.00	92.00	0.00	2.96	73.00	65.00
20	Kalwakurthy	0.00	3.28	77.00	76.00	0.00	12.95	89.00	87.00
21	Midjil	3.02	1.54	96.00	90.00	0.00	5.09	87.00	81.00
22	Thimmajipet	0.00	2.12	94.00	88.00	0.00	9.61	82.00	75.00
23	Jadcherla	4.32	0.00	96.00	96.00	0.13	0.83	99.00	98.00
24	Bhoothpur	0.00	2.53	95.00	94.00	0.00	0.54	96.00	95.00
25	Mahabubnagar	0.00	0.43	95.50	95.00	0.00	1.68	92.50	90.00
26	Addakal	0.00	7.72	86.00	76.00	0.00	14.40	80.00	78.00
27	Devarkadra	1.84	5.70	94.00	90.00	0.00	4.71	83.00	78.00
28	Dhanwada	0.00	0.75	96.00	93.00	0.00	0.73	90.00	88.00
29	Narayanpet	0.00	4.59	92.00	90.00	0.00	3.60	90.50	88.00
30	Utkoor	1.07	1.17	85.00	82.00	0.52	5.85	77.00	74.00
31	Maganoor	3.08	5.14	78.00	75.00	0.04	21.93	41.00	34.00

S. No	Name of the Mandal	Children of 6 - 11 Age group				Children of 11 - 14 Age group			
		Repetition	Dropout	GER	NER	Repetition	Dropout	GER	NER
32	Makthal	2.02	4.53	89.00	81.00	0.23	12.43	73.00	63.00
33	Narwa	3.92	4.12	100.00	84.00	0.29	13.00	59.00	39.00
34	C.C.Kunta	0.00	1.31	97.00	92.00	0.00	5.28	85.00	83.00
35	Athmakur	0.00	2.42	92.00	86.00	0.00	13.40	89.00	85.00
36	Kothakota	0.00	2.25	93.00	92.00	0.00	5.32	93.00	86.00
37	Peddmandadi	0.00	3.37	92.00	87.00	0.00	10.52	83.00	77.00
38	Ghanpur	0.00	1.54	95.00	92.00	0.00	2.51	94.00	94.00
39	Bijinepally	5.78	3.43	89.00	80.00	0.00	6.51	82.00	74.00
40	Nagarkurnool	1.97	1.64	90.00	75.00	0.35	3.29	86.00	82.00
41	Tadur	0.00	1.11	78.00	76.00	0.00	2.55	119.00	83.00
42	Thelkapally	2.20	2.45	95.00	95.00	0.43	0.76	87.00	87.00
43	Uppununthala	10.90	1.39	98.00	97.00	0.00	1.16	89.00	88.00
44	Achampet	13.67	2.95	94.00	90.00	0.00	1.00	89.00	85.00
45	Amrabad	7.62	2.15	99.00	97.00	0.17	3.48	91.00	89.00
46	Balmoor	8.90	5.10	93.00	90.00	0.00	2.66	88.00	83.00
47	Lingal	5.00	6.22	89.00	86.00	0.43	7.04	53.00	51.00
48	Peddakothapally	0.87	2.68	91.00	90.00	0.00	3.58	86.00	85.00
49	Kodair	5.93	4.61	93.00	90.00	0.00	0.42	92.00	87.00
50	Gopalpet	6.94	6.22	69.00	62.00	0.46	9.71	79.00	71.00
51	Wanaparthi	3.87	2.03	93.00	89.00	0.37	0.20	91.00	84.00
52	Pangal	2.41	3.58	67.00	64.00	0.03	1.45	91.00	91.00
53	Pebbair	4.18	3.31	94.00	92.00	0.00	20.12	84.00	70.00
54	Gadwal (R)	0.48	5.08	95.00	80.50	0.00	10.19	81.50	81.00
55	Dharur	6.00	4.63	81.00	79.00	4.73	3.47	49.00	45.00
56	Maldakal	2.82	2.54	83.00	81.00	0.00	2.89	60.00	54.00
57	Gattu	0.00	9.96	69.00	68.00	0.00	18.71	39.00	38.00
58	Ieeja	6.45	2.55	75.00	72.00	0.00	17.16	93.00	82.00
59	Waddepally	1.37	2.42	81.00	79.00	0.00	2.39	90.00	88.00
60	Itikyala	0.00	1.45	93.00	93.00	0.00	7.28	86.00	84.00
61	Manopad	0.00	0.92	92.00	85.00	0.00	5.44	92.00	82.00
62	Manopad	0.00	1.00	86.00	84.00	0.00	0.66	84.00	81.00
63	Weepangandla	6.03	3.00	96.00	78.00	0.40	5.60	92.00	69.00
64	Kollapur	3.04	1.27	94.00	87.00	0.17	0.19	88.00	83.00
	TOTAL	2.33	2.89	89.41	85.09	0.22	5.62	82.51	76.39

4.6 - Data on Completion Rates, Primary Graduates and Transition Rate

Name of the District :MAHABUBNAGAR				
S. No	Name of the Mandal	Completion Rate	Primary Graduates Rate	Transition Rate from Primary to Upper Primary
1	Kodangal	85.00	82.00	80.00
2	Bomraspet	86.00	80.00	80.00
3	Kosgi	90.00	85.00	84.00
4	Doulthabad	70.00	70.00	70.00
5	Damaragidda	80.00	79.00	71.00
6	Maddur	90.00	92.00	91.00
7	Koil konda	90.00	91.00	90.00
8	Hanwada	98.00	95.00	95.00
9	Nawabpet	98.00	97.00	97.00
10	Balanagar	88.00	86.00	83.00
11	Kondurg	73.00	72.00	70.00
12	Farooqnagar	99.00	94.00	92.00
13	Kothur	98.00	97.00	96.00
14	Keshampet	98.00	92.00	92.00
15	Thalakondapally	62.00	60.00	60.00
16	Amangal	99.00	99.00	98.00
17	Madgul	70.00	67.00	62.00
18	Wangoor	84.00	82.00	81.00
19	Veldanda	97.00	96.00	91.00
20	Kalwakurthy	97.00	92.00	90.00
21	Midjil	95.00	92.00	89.00
22	Thimmajipet	81.00	79.00	78.00
23	Jadcherla	82.00	82.00	81.00
24	Bhoothpur	95.00	92.00	81.00
25	Mahabubnagar	96.00	95.50	95.00
26	Addakal	76.00	72.00	71.00
27	Devarkadra	92.00	91.00	90.00
28	Dhanwada	92.00	91.00	90.00
29	Narayanpet	95.00	95.00	93.00
30	Utkoor	76.00	72.00	70.00
31	Maganoor	75.00	73.00	72.00

S. No	Name of the Mandal	Completion Rate	Primary Graduates Rate	Transition Rate from Primary to Upper Primary
32	Makthal	90.00	90.00	90.00
33	Narwa	82.00	81.00	80.00
34	C.C.Kunta	75.00	72.00	70.00
35	Athmakur	86.00	83.00	82.00
36	Kothakota	78.00	75.00	72.00
37	Peddmandadi	99.00	87.00	85.00
38	Ghanpur	85.00	82.00	81.00
39	Bijinepally	97.00	91.00	90.00
40	Nagarkurnool	90.00	82.00	80.00
41	Tadur	52.00	54.00	52.00
42	Thelkapally	65.00	62.00	61.00
43	Uppununthala	86.00	77.00	76.00
44	Achampet	96.00	92.00	92.00
45	Amrabad	78.00	76.00	74.00
46	Balmoor	93.00	92.00	90.00
47	Lingal	92.00	94.00	91.00
48	Peddakothapally	95.00	95.00	92.00
49	Kodair	90.00	89.00	88.00
50	Gopalpet	94.00	94.00	94.00
51	Wanaparthi	98.00	97.00	94.00
52	Pangal	94.00	96.00	96.00
53	Pebbair	91.00	95.00	91.00
54	Gadwal	90.00	96.00	95.00
55	Dharur	72.00	91.00	88.00
56	Maldakal	73.00	86.00	82.00
57	Gattu	82.00	98.00	90.00
58	leeja	78.00	88.00	84.00
59	Waddepally	90.00	99.00	99.00
60	Itikyala	80.00	90.00	90.00
61	Manopad	90.00	91.00	89.00
62	Alampur	84.00	92.00	92.00
63	Weepangandla	90.00	96.00	92.00
64	Kollapur	95.00	98.00	96.00
	TOTAL	86.52	86.30	84.39

4.7 - Data on Schools

Name of the District : MAHABUBNAGAR

S. No	Name of the Mandal	Primary Schools				Upper Primary Schools				Secondary Schools having Upper Primary Sections				Total
		Govt. including Local bodies	Govt. Aided	Un Aided	Total	Govt. including Local bodies	Govt. Aided	Un Aided	Total	Govt. including Local bodies	Govt. Aided	Un Aided	Total	
1	Kodangal	43	1	0	44	8	0	6	14	7	0	1	8	66
2	Bomraspet	55	0	0	55	14	0	0	14	4	0	0	4	73
3	Kosgi	44	0	5	49	6	0	5	11	8	0	4	12	72
4	Doulthabad	52	1	1	54	8	0	0	8	3	1	0	4	66
5	Damaragidda	31	0	0	31	8	0	1	9	5	0	0	5	45
6	Maddur	64	0	2	66	15	0	3	18	4	0	2	6	90
7	Koil konda	65	0	0	65	11	0	5	16	6	0	0	6	87
8	Hanwada	41	0	0	41	7	0	3	10	6	0	0	6	57
9	Nawabpet	56	0	0	56	5	0	1	6	8	0	0	8	70
10	Balanagar	85	0	0	85	10	0	2	12	7	0	0	7	104
11	Kondurg	53	0	0	53	12	0	0	12	5	0	0	5	70
12	Farooqnagar	60	1	0	61	22	0	11	33	11	0	14	25	119
13	Kothur	47	1	0	48	9	0	7	16	7	1	0	8	72
14	Keshampet	35	0	0	35	9	0	3	12	7	0	0	7	54
15	Thalakondapally	64	0	0	64	6	0	0	6	7	0	0	7	77
16	Amangal	60	0	11	71	11	0	4	15	6	0	7	13	99
17	Madgul	51	0	0	51	7	1	0	8	7	0	1	8	67
18	Wangoor	40	1	0	41	11	0	1	12	7	0	0	7	60
19	Veldanda	54	0	0	54	10	0	1	11	7	0	0	7	72
20	Kalwakurthy	40	0	11	51	9	1	3	13	8	0	9	17	81
21	Midjil	42	0	1	43	14	0	2	16	5	0	1	6	65
22	Thimmajipet	34	0	0	34	8	0	1	9	6	0	0	6	49
23	Jadcherla	73	3	1	77	10	0	9	19	13	0	0	13	109
24	Bhoothpur	37	0	3	40	9	0	2	11	6	0	1	7	58
25	Mahabubnagar	80	9	23	112	20	3	29	52	23	4	32	59	223
26	Addakal	29	0	0	29	9	0	0	9	11	0	0	11	49
27	Devarkadra	28	0	1	29	14	1	1	16	6	0	0	6	51
28	Dhanwada	34	0	0	34	9	0	0	9	8	0	0	8	51
29	Narayanpet	44	3	14	61	15	0	3	18	7	3	2	12	91
30	Utkoor	20	0	4	24	11	0	2	13	4	0	0	4	41
31	Maganoor	32	0	1	33	7	0	1	8	7	0	0	7	48

S. No	Name of the Mandal	Primary Schools				Upper Primary Schools				Secondary Schools having Upper Primary Sections				Total
		Govt. including Local bodies	Govt. Aided	Un Aided	Total	Govt. including Local bodies	Govt. Aided	Un Aided	Total	Govt. including Local bodies	Govt. Aided	Un Aided	Total	
32	Makthal	37	1	3	41	13	0	5	18	7	0	3	10	69
33	Narwa	23	0	0	23	11	0	1	12	5	0	0	5	40
34	C.C.Kunta	23	0	1	24	8	0	0	8	7	0	0	7	39
35	Athmakur	28	0	5	33	11	0	9	20	6	0	5	11	64
36	Kothakota	51	0	5	56	12	0	11	23	10	0	5	15	94
37	Peddamandadi	24	0	2	26	11	0	2	13	3	0	0	3	42
38	Ghanpur	40	1	0	41	8	0	4	12	6	0	0	6	59
39	Bijinepally	49	3	6	58	9	0	5	14	8	0	3	11	83
40	Nagarkurnool	31	2	10	43	15	1	7	23	9	2	10	21	87
41	Tadur	27	0	0	27	9	0	0	9	6	0	0	6	42
42	Thekcapally	21	1	0	22	12	0	5	17	5	0	2	7	46
43	Uppununthala	25	0	0	25	11	0	0	11	2	0	0	2	38
44	Achampet	49	0	1	50	15	0	5	20	6	0	11	17	87
45	Amrabad	37	0	2	39	7	0	2	9	7	0	2	9	57
46	Balmoor	25	0	1	26	6	0	0	6	4	0	1	5	37
47	Lingal	19	0	2	21	8	0	1	9	2	0	1	3	33
48	Peddakothapally	32	0	1	33	8	0	2	10	5	0	0	5	48
49	Kodair	27	0	0	27	7	0	0	7	6	0	0	6	40
50	Gopalpet	36	0	1	37	13	0	1	14	7	0	0	7	58
51	Wanaparthy	57	1	6	64	15	0	16	31	9	0	7	16	111
52	Pangal	36	0	1	37	11	0	1	12	6	0	0	6	55
53	Pebbair	36	0	2	38	13	0	8	21	8	0	2	10	69
54	Gadwal	43	2	9	54	12	0	10	22	7	2	8	17	93
55	Dharur	47	0	0	47	11	0	0	11	6	0	0	6	64
56	Maldakal	24	0	0	24	7	0	0	7	5	0	0	5	36
57	Gattu	36	0	0	36	16	0	0	16	5	0	0	5	57
58	Iceja	24	0	0	24	17	0	4	21	10	0	2	12	57
59	Waddepally	23	0	0	23	12	0	3	15	7	1	0	8	46
60	Itikyala	26	0	0	26	12	0	1	13	7	0	0	7	46
61	Manopad	16	0	0	16	16	0	0	16	4	0	0	4	36
62	Alampur	25	0	0	25	8	0	0	8	8	0	0	8	41
63	Weepangandla	25	0	0	25	10	0	0	13	8	1	0	9	47
64	Kollapur	38	2	3	43	10	1	11	22	10	2	2	14	79
	TOTAL	2553	33	139	2725	691	8	220	919	437	17	138	592	4236

4.8 - Data on Teachers

Name of the District :MAHABUBNAGAR

S. No	Name of the Mandal	Teachers in Primary Schools							
		Enrolment of Primary Students in Govt. Schools	Entitlement of Addl. Teachers for Primary	Entitlement of Teachers at 1:40 Ratio	Sanctioned Posts	Teachers in Position	Vacant Position	Single Teacher Schools	Percentage of Female Teachers
1	Kodangal	5574	9	152	152	137	15	3	26
2	Bomraspet	6419	30	170	157	134	23	13	14
3	Kosgi	6041	28	155	144	121	23	3	19
4	Doulthabad	5489	31	162	145	131	14	8	17
5	Damaragidda	6835	42	154	132	108	24	0	20
6	Maddur	7364	39	218	197	189	8	11	23
7	Koil konda	7202	42	211	183	175	8	19	38
8	Hanwada	5719	41	149	117	109	8	11	47
9	Nawabpet	5944	28	166	149	146	3	10	35
10	Balanagar	6558	35	236	220	215	5	20	31
11	Kondurg	6983	26	184	173	170	3	6	43
12	Farooqnagar	9370	48	276	232	225	7	9	34
13	Kothur	5575	44	163	122	120	2	16	60
14	Keshampet	4450	19	125	110	98	12	6	42
15	Thalakondapally	6065	40	193	160	142	18	19	29
16	Amangal	5198	21	173	162	156	6	17	27
17	Madgul	5511	11	148	146	132	14	3	35
18	Wangoor	4877	14	127	118	115	3	6	30
19	Veidanda	4649	18	156	143	131	12	12	22
20	Kalwakurthy	5051	13	147	142	137	5	8	37
21	Midjil	5550	11	168	164	139	25	2	43
22	Thimmajipet	4129	12	120	113	105	8	5	30
23	Jadcherla	7969	26	236	218	205	13	8	49
24	Bhoothpur	5032	15	173	161	157	4	5	38
25	Mahabubnagar	14502	30	380	362	357	5	9	67
26	Addakal	4500	25	111	89	85	4	4	32
27	Devarkadra	4931	8	125	122	102	20	3	36
28	Dhanwada	4950	15	124	117	108	9	6	35
29	Narayanpet	8553	43	208	176	148	28	6	25
30	Utkoor	6032	38	143	116	95	21	2	187
31	Maganoor	6083	45	149	119	100	19	0	24
32	Makthal	8596	54	196	163	127	36	4	30

S. No	Name of the Mandal	Teachers in Primary Schools							
		Enrolment of Primary Students in Govt. Schools	Entitlement of Adtl. Teachers for Primary	Entitlement of Teachers at 1:40 Ratio	Sanctioned Posts	Teachers in Position	Vacant Position	Single Teacher Schools	Percentage of Female Teachers
33	Narwa	5591	35	123	106	84	22	2	15
34	C.C.Kunta	4291	14	104	100	84	16	4	36
35	Athmakur	5102	9	119	122	118	4	2	45
36	Kothakota	5930	48	167	131	124	7	18	26
37	Peddmandadi	3311	18	96	82	79	3	8	25
38	Ghanpur	3899	23	123	105	102	3	9	27
39	Bijinepally	6490	37	177	146	138	8	11	33
40	Nagarkumool	6188	20	161	143	139	4	0	44
41	Tadur	4324	22	110	95	91	4	3	12
42	Theikapally	4091	5	108	106	100	6	1	34
43	Uppununthala	3822	10	92	89	85	4	8	22
44	Achampet	5689	26	179	161	148	13	17	68
45	Amrabad	5247	16	144	134	123	11	1	16
46	Balmoor	3569	10	91	90	89	1	1	23
47	Lingal	3067	10	72	71	58	13	5	24
48	Peddakothapally	5204	37	137	113	108	5	2	30
49	Kodair	4385	31	107	87	77	10	5	23
50	Gopalpet	5382	32	165	135	132	3	5	33
51	Wanaparthy	6807	3	185	187	151	36	2	48
52	Pangal	5423	32	137	120	115	5	6	23
53	Pebbair	5548	38	137	106	101	5	7	20
54	Gadwal	8298	46	196	162	151	11	1	44
55	Dharur	7286	61	182	133	104	29	4	36
56	Maldakal	5372	33	106	84	67	17	2	34
57	Gattu	7393	59	182	131	123	8	0	26
58	leeja	6910	56	155	112	109	3	1	22
59	Waddepally	7291	75	169	101	91	10	2	19
60	Itikyala	5439	40	130	95	87	8	1	9
61	Manopad	4742	24	116	97	90	7	4	27
62	Alampur	3855	3	101	104	100	4	0	26
63	Weepangandla	4923	21	126	106	94	12	2	24
64	Kollapur	5442	25	148	128	123	5	7	34
	TOTAL	372012	1820	9943	8706	8004	702	395	34

Note:- 220 Aided Teacher Posts are not included in the above list

4.9 - Data on Teachers

Name of the District :MAHABUBNAGAR

S. No	Name of the Mandal	Teachers in Upper Primary Schools including Secondary / High Schools having UPS							
		Enrolment of Upper Primary Students in Govt. Schools	Entitlement of Addl. Teachers for Upper Primary	Entitlement of Teachers at 1:40 Ratio	Sanctioned Posts	Teachers in Position	Vacant Position	Single Teacher Schools (Sch.Asst)	Percentage of Female Teachers
1	Kodangal	1431	7	84	53	46	7	0	50.00
2	Bomraspet	1204	42	84	42	34	8	2	16.00
3	Kosgi	1994	40	104	64	56	8	0	49.00
4	Doulthabad	886	19	60	41	33	8	0	4.00
5	Damaragidda	1268	54	90	36	31	5	0	4.00
6	Maddur	1177	52	111	59	55	4	2	5.71
7	Koil konda	1938	56	136	80	72	8	1	33.00
8	Hanwada	1281	37	90	53	49	4	1	8.00
9	Nawabpet	1687	43	105	62	56	6	1	42.00
10	Balanagar	1944	77	141	64	54	10	0	45.00
11	Kondurg	1686	68	116	48	44	4	4	21.00
12	Farooqanagar	3766	81	196	115	106	9	5	62.00
13	Kothur	1953	72	128	56	54	2	2	45.00
14	Keshampet	1647	64	126	62	56	6	3	22.00
15	Thalakondapally	2165	64	119	55	49	6	2	10.53
16	Amangal	1578	47	109	62	53	9	0	27.00
17	Madgul	1412	55	109	54	44	10	0	10.00
18	Wangoor	1417	57	121	64	55	9	1	8.16
19	Veldanda	1210	53	105	52	46	6	1	26.00
20	Kalwakurthy	2061	37	96	59	55	4	0	12.50
21	Midjil	1421	44	101	57	51	6	3	28.00
22	Thimmajipet	1099	32	80	48	42	6	2	18.42
23	Jadcherla	3139	68	141	73	69	4	0	43.00
24	Bhoothpur	1373	42	101	59	54	5	2	8.16
25	Mahabubnagar	4812	103	227	124	112	12	4	92.00
26	Addakal	1788	58	144	86	80	6	1	25.00
27	Devarkadra	1638	64	127	63	59	4	1	53.00
28	Dhanwada	1728	66	126	60	51	9	0	19.51
29	Narayanpet	1978	29	112	83	68	15	0	59.00
30	Utkoor	1248	23	47	24	21	3	2	18.00
31	Maganoor	1048	36	69	33	28	5	1	9.00

S. No	Name of the Mandal	Teachers in Upper Primary Schools including Secondary / High Schools having UPS							
		Enrolment of Upper Primary Students in Govt. Schools	Entitlement of Addl. Teachers for Upper Primary	Entitlement of Teachers at 1:40 Ratio	Sanctioned Posts	Teachers in Position	Vacant Position	Single Teacher Schools (Sch.Asst)	Percentage of Female Teachers
32	Makthal	1756	48	114	66	53	13	3	20.00
33	Narwa	1069	33	87	54	46	8	1	14.00
34	C.C.Kunta	1646	51	111	60	52	8	0	14.29
35	Athmakur	1445	51	108	57	51	6	3	45.00
36	Kothakota	1698	51	123	72	67	5	2	52.46
37	Peddmandadi	908	43	77	34	31	3	1	10.00
38	Ghanpur	1292	33	101	68	58	10	1	13.00
39	Bijinepally	1739	31	111	80	74	6	0	51.00
40	Nagarkurnool	1999	53	132	79	74	5	1	29.00
41	Tadur	1056	38	89	51	45	6	4	24.00
42	Theikapally	1317	34	100	66	58	8	1	38.00
43	Uppununthala	758	27	58	31	29	2	0	7.41
44	Achampet	1445	46	107	61	53	8	5	27.59
45	Amrabad	1280	30	100	70	52	18	0	20.00
46	Balmoor	1025	34	76	42	34	8	0	25.71
47	Lingal	507	12	46	34	29	5	1	10.00
48	Peddakothapally	1172	36	86	50	43	7	2	24.00
49	Kodair	1042	34	87	53	44	9	1	14.00
50	Gopalpet	1533	46	124	78	69	9	2	36.00
51	Wanaparthi	2528	100	180	80	100	-20	4	35.00
52	Pangal	1698	82	103	21	36	-15	0	20.69
53	Pebbair	1669	71	142	71	52	19	4	8.00
54	Gadwal	2616	60	155	95	78	17	2	43.14
55	Dharur	950	50	94	44	37	7	2	3.23
56	Maldakal	867	29	67	38	30	8	3	8.00
57	Gattu	1081	41	103	62	39	23	1	6.45
58	Ieeja	1773	97	164	67	45	22	3	9.00
59	Waddepally	1908	66	130	64	46	18	2	18.00
60	Itikyala	1309	58	101	43	36	7	2	10.00
61	Manopad	1632	61	114	53	45	8	5	20.00
62	Manopad	1610	30	99	63	53	10	2	25.00
63	Weepangandla	1702	49	133	84	76	8	3	6.00
64	Kollapur	1922	54	149	95	79	16	0	17.00
	TOTAL	103197	3175	7076	3877	3397	480	102	24.67

Note:- 105 Aided Teacher Posts are not included in the above list

4.10 - Primary Schools & Teachers under SSA

Sl. No	Name of the Mandal	Primary Schools									Primary Teachers								
		Sanctioned			Opened			To be Opened			Sanctioned			Appointed			Gap		
		2002 - 03	2003 - 04	Total	2002 - 03	2003 - 04	Total	2002 - 03	2003 - 04	Total	2002 - 03	2003 - 04	Total	2002 - 03	2003 - 04	Total	2002 - 03	2003 - 04	Total
1	Kodangal																		
2	Bomraspet		2		2				0			4		0				4	0
3	Kosgi																		
4	Doulthabad																		
5	Damaragidda																		
6	Maddur																		
7	Koil konda																		
8	Hanwada																		
9	Nawabpet		1		1				0			2		0				2	0
10	Balanagar																		
11	Kondurg																		
12	Farooqnagar																		
13	Kothur																		
14	Keshampet																		
15	Thalakondapally		1		1				0			2		0				2	0
16	Amangal																		
17	Madgul																		
18	Wangoor																		
19	Veldanda																		
20	Kalwakurthy																		
21	Midjil																		
22	Thimmajipet		2		2				0			4		0				4	0
23	Jadcherla																		
24	Bhoothpur																		
25	Mahabubnagar																		
26	Addakal		4		4				0			8		0				8	0
27	Devarkadra																		
28	Dhanwada																		
29	Narayanpet																		
30	Utkoor																		
31	Maganoor																		
32	Makthal																		

Sl. No	Name of the Mandal	Primary Schools									Primary Teachers								
		Sanctioned			Opened			To be Opened			Sanctioned			Appointed			Gap		
		2002 - 03	2003 - 04	Total	2002 - 03	2003 - 04	Total	2002 - 03	2003 - 04	Total	2002 - 03	2003 - 04	Total	2002 - 03	2003 - 04	Total	2002 - 03	2003 - 04	Total
33	Narwa																		
34	C.C.Kunta																		
35	Athmakur		1		1			0			2		0				2	0	
36	Kothakota																		
37	Peddmandadi																		
38	Ghanpur		2		2			0			4		0				4	0	
39	Bijinepally		1		1			0			2		0				2	0	
40	Nagarkurnool																		
41	Tadur		3		3			0			6		0				6	0	
42	Thelkapally																		
43	Uppununthala																		
44	Achampet																		
45	Amrabad		1		1			0			2		0				2	0	
46	Balmoor																		
47	Lingal																		
48	Peddakothapally																		
49	Kodair																		
50	Gopalpet																		
51	Wanaparthi		1		1			0			2		0				2	0	
52	Pangal		2		2			0			4		0				4	0	
53	Pebbair																		
54	Gadwal																		
55	Dharur		1		1			0			2		0				2	0	
56	Maldakal																		
57	Gattu																		
58	Ieeja		3		3			0			6		0				6	0	
59	Waddepally		2		2			0			4		0				4	0	
60	Itikyala		1		1			0			2		0				2	0	
61	Manopad																		
62	Alampur																		
63	Weepangandla																		
64	Kollapur																		
	TOTAL	0	28	0	0	28	0	0	0	0	56	0	0	0	0	0	56	0	

Note:- 28 Schools are opened in 2003-04. But teacher posts are not filled because District Selection Committee is not conducted in the same year.

In place of teacher posts Para Teachers (VVs) are appointed. These Teachers may be recruited by May'2004.

4.11 - U P Schools & Teachers under SSA

NAME OF THE DISTRICT : MAHABUBNAGAR

S. No	Name of the Mandal	Schools									Teachers								
		Sanctioned			Upgraded			To be Upgraded			Sanctioned			Appointed			Gap		
		2002 - 03	2003 - 04	Total	2002 - 03	2003 - 04	Total	2002 - 03	2003 - 04	Total	2002 - 03	2003 - 04	Total	2002 - 03	2003 - 04	Total	2002 - 03	2003 - 04	Total
1	Kodangal	1	0	1	1	0	1	-	-	-	2	0	2	-	-	-	2	0	2
2	Bomraspet	0	6	6	0	6	6	-	-	-	0	18	18	-	-	-	0	18	18
3	Kosgi	1	0	1	1	0	1	-	-	-	2	0	2	-	-	-	2	0	2
4	Doulthabad	0	1	1	0	1	1	-	-	-	0	3	3	-	-	-	0	3	3
5	Damaragidda	3	2	5	3	2	5	-	-	-	6	6	12	-	-	-	6	6	12
6	Maddur	0	0	0	0	0	0	-	-	-	0	0	0	-	-	-	0	0	0
7	Koil konda	2	0	2	2	0	2	-	-	-	4	0	4	-	-	-	4	0	4
8	Hanwada	1	0	1	1	0	1	-	-	-	2	0	2	-	-	-	2	0	2
9	Nawabpet	0	0	0	0	0	0	-	-	-	0	0	0	-	-	-	0	0	0
10	Balanagar	1	0	1	1	0	1	-	-	-	2	0	2	-	-	-	2	0	2
11	Kondurg	2	1	3	2	1	3	-	-	-	4	3	7	-	-	-	4	3	7
12	Farooqnagar	3	0	3	3	0	3	-	-	-	6	0	6	-	-	-	6	0	6
13	Kothur	1	0	1	1	0	1	-	-	-	2	0	2	-	-	-	2	0	2
14	Keshampet	0	0	0	0	0	0	-	-	-	0	0	0	-	-	-	0	0	0
15	Thalakondapally	0	0	0	0	0	0	-	-	-	0	0	0	-	-	-	0	0	0
16	Amangal	0	0	0	0	0	0	-	-	-	0	0	0	-	-	-	0	0	0
17	Madgul	2	0	2	2	0	2	-	-	-	4	0	4	-	-	-	4	0	4
18	Wangoor	2	1	3	2	1	3	-	-	-	4	3	7	-	-	-	4	3	7
19	Veldanda	0	0	0	0	0	0	-	-	-	0	0	0	-	-	-	0	0	0
20	Kalwakurthy	1	0	1	1	0	1	-	-	-	2	0	2	-	-	-	2	0	2
21	Midjil	0	2	2	0	2	2	-	-	-	0	6	6	-	-	-	0	6	6
22	Thimmajipet	0	1	1	0	1	1	-	-	-	0	3	3	-	-	-	0	3	3
23	Jadcherla	3	0	3	3	0	3	-	-	-	6	0	6	-	-	-	6	0	6
24	Bhoothpur	0	0	0	0	0	0	-	-	-	0	0	0	-	-	-	0	0	0
25	Mahabubnagar	1	0	1	1	0	1	-	-	-	2	0	2	-	-	-	2	0	2
26	Addakal	0	0	0	0	0	0	-	-	-	0	0	0	-	-	-	0	0	0
27	Devarkadra	1	3	4	1	3	4	-	-	-	2	9	11	-	-	-	2	9	11
28	Dhanwada	0	2	2	0	2	2	-	-	-	0	6	6	-	-	-	0	6	6
29	Narayanpet	0	0	0	0	0	0	-	-	-	0	0	0	-	-	-	0	0	0
30	Uttoor	0	3	3	0	3	3	-	-	-	0	9	9	-	-	-	0	9	9
31	Maganoor	1	1	2	1	1	2	-	-	-	2	3	5	-	-	-	2	3	5
32	Makthal	0	2	2	0	2	2	-	-	-	0	6	6	-	-	-	0	6	6
33	Narwa	1	1	2	1	1	2	-	-	-	2	3	5	-	-	-	2	3	5

S. No	Name of the Mandal	Schools									Teachers								
		Sanctioned			Upgraded			To be Upgraded			Sanctioned			Appointed			Gap		
		2002 - 03	2003 - 04	Total	2002 - 03	2003 - 04	Total	2002 - 03	2003 - 04	Total	2002 - 03	2003 - 04	Total	2002 - 03	2003 - 04	Total	2002 - 03	2003 - 04	Total
34	C.C.Kunta	0	0	0	0	0	0	-	-	-	0	0	0	-	-	-	0	0	0
35	Athmakur	2	0	2	2	0	2	-	-	-	4	0	4	-	-	-	4	0	4
36	Kothakota	0	0	0	0	0	0	-	-	-	0	0	0	-	-	-	0	0	0
37	Peddmandadi	0	0	0	0	0	0	-	-	-	0	0	0	-	-	-	0	0	0
38	Ghanpur	1	0	1	1	0	1	-	-	-	2	0	2	-	-	-	2	0	2
39	Bijinepally	2	0	2	2	0	2	-	-	-	4	0	4	-	-	-	4	0	4
40	Nagarkurnool	3	0	3	3	0	3	-	-	-	6	0	6	-	-	-	6	0	6
41	Tadur	1	0	1	1	0	1	-	-	-	2	0	2	-	-	-	2	0	2
42	Theikapally	1	1	2	1	1	2	-	-	-	2	3	5	-	-	-	2	3	5
43	Uppununthala	0	3	3	0	3	3	-	-	-	0	9	9	-	-	-	0	9	9
44	Achampet	0	4	4	0	4	4	-	-	-	0	12	12	-	-	-	0	12	12
45	Amrabad	0	2	2	0	2	2	-	-	-	0	6	6	-	-	-	0	6	6
46	Balmoor	1	0	1	1	0	1	-	-	-	2	0	2	-	-	-	2	0	2
47	Lingal	0	2	2	0	2	2	-	-	-	0	6	6	-	-	-	0	6	6
48	Peddakothapally	2	0	2	2	0	2	-	-	-	4	0	4	-	-	-	4	0	4
49	Kodair	4	0	4	4	0	4	-	-	-	8	0	8	-	-	-	8	0	8
50	Gopalpet	1	0	1	1	0	1	-	-	-	2	0	2	-	-	-	2	0	2
51	Wanaparthi	0	0	0	0	0	0	-	-	-	0	0	0	-	-	-	0	0	0
52	Pangal	0	3	3	0	3	3	-	-	-	0	9	9	-	-	-	0	9	9
53	Pebbair	0	0	0	0	0	0	-	-	-	0	0	0	-	-	-	0	0	0
54	Gadwal	0	1	1	0	1	1	-	-	-	0	3	3	-	-	-	0	3	3
55	Dharur	0	3	3	0	3	3	-	-	-	0	9	9	-	-	-	0	9	9
56	Maldakal	0	2	2	0	2	2	-	-	-	0	6	6	-	-	-	0	6	6
57	Gattu	0	1	1	0	1	1	-	-	-	0	3	3	-	-	-	0	3	3
58	Iceja	0	0	0	0	0	0	-	-	-	0	0	0	-	-	-	0	0	0
59	Waddepally	0	1	1	0	1	1	-	-	-	0	3	3	-	-	-	0	3	3
60	Itikyala	0	0	0	0	0	0	-	-	-	0	0	0	-	-	-	0	0	0
61	Manopad	0	0	0	0	0	0	-	-	-	0	0	0	-	-	-	0	0	0
62	Alampur	0	0	0	0	0	0	-	-	-	0	0	0	-	-	-	0	0	0
63	Weepangandla	2	0	2	2	0	2	-	-	-	4	0	4	-	-	-	4	0	4
64	Kollapur	3	1	4	3	1	4	-	-	-	6	3	9	-	-	-	6	3	9
	TOTAL	50	50	100	50	50	100	-	-	-	100	150	250	-	-	-	100	150	250

Note:- 100 Primary Schools are Up graded as UPSs in 2002-03 & 2003-04. But Teacher posts are not filled because District Selection Committee is not conducted in the same year. In place of teacher posts Para Teachers (VVs) are appointed. These Teachers may be recruited by May 2004.

4.12 - Additional Teachers, V.Vs under SSA

Name of the District :MAHABUBNAGAR							
S. No	Name of the Mandal	Additional Teachers			Vidya Volunteers		
		Sanctioned	Positioned	Gap	Sanctioned	Positioned	Gap
1	Kodangal	0	0	0	3	3	0
2	Bomraspet	0	0	0	11	11	0
3	Kosgi	0	0	0	4	4	0
4	Doulthabad	0	0	0	5	5	0
5	Damaragidda	0	0	0	0	0	0
6	Maddur	0	0	0	6	6	0
7	Koil konda	0	0	0	15	15	0
8	Hanwada	0	0	0	10	10	0
9	Nawabpet	0	0	0	10	10	0
10	Balanagar	0	0	0	20	20	0
11	Kondurg	0	0	0	5	5	0
12	Farooqnagar	0	0	0	10	10	0
13	Kothur	0	0	0	13	13	0
14	Keshampet	0	0	0	6	6	0
15	Thalakondapally	0	0	0	6	6	0
16	Amangal	0	0	0	16	16	0
17	Madgul	0	0	0	3	3	0
18	Wangoor	0	0	0	4	4	0
19	Veldanda	0	0	0	11	11	0
20	Kalwakurthy	0	0	0	7	7	0
21	Midjil	0	0	0	2	2	0
22	Thimmajipet	0	0	0	5	5	0
23	Jadcherla	0	0	0	5	5	0
24	Bhoothpur	0	0	0	4	4	0
25	Mahabubnagar	0	0	0	8	8	0
26	Addakal	0	0	0	4	4	0
27	Devarkadra	0	0	0	4	4	0
28	Dhanwada	0	0	0	6	6	0
29	Narayanpet	0	0	0	11	11	0
30	Utkoor	0	0	0	2	2	0
31	Maganoor	0	0	0	0	0	0

S. No	Name of the Mandal	Additional Teachers			Vidya Volunteers		
		Sanctioned	Positioned	Gap	Sanctioned	Positioned	Gap
32	Makthal	0	0	0	2	2	0
33	Narwa	0	0	0	2	2	0
34	C.C.Kunta	0	0	0	4	4	0
35	Athmakur	0	0	0	1	1	0
36	Kothakota	0	0	0	4	4	0
37	Peddmandadi	0	0	0	5	5	0
38	Ghanpur	0	0	0	6	6	0
39	Bijinepally	0	0	0	5	5	0
40	Nagarkurnool	0	0	0	0	0	0
41	Tadur	0	0	0	0	0	0
42	Theikapally	0	0	0	0	0	0
43	Uppununthala	0	0	0	6	6	0
44	Achampet	0	0	0	11	11	0
45	Amrabad	0	0	0	3	3	0
46	Balmoor	0	0	0	1	1	0
47	Lingal	0	0	0	5	5	0
48	Peddakothapally	0	0	0	0	0	0
49	Kodair	0	0	0	5	5	0
50	Gopalpet	0	0	0	5	5	0
51	Wanaparthi	0	0	0	8	8	0
52	Pangal	0	0	0	2	2	0
53	Pebbair	0	0	0	2	2	0
54	Gadwal	0	0	0	3	3	0
55	Dharur	0	0	0	4	4	0
56	Maldakal	0	0	0	2	2	0
57	Gattu	0	0	0	0	0	0
58	leeja	0	0	0	1	1	0
59	Waddepally	0	0	0	2	2	0
60	Itikyala	0	0	0	1	1	0
61	Manopad	0	0	0	2	2	0
62	Alampur	0	0	0	0	0	0
63	Weepangandla	0	0	0	2	2	0
64	Kollapur	0	0	0	3	3	0
	TOTAL	0	0	0	313	313	0

4.13 - Mandal Resource Centres

S. No	Name of the Mandal	MRC functions - Own Bldg / Rented / MPDO's Office	MEO Post		MRPs			No. of TCs
			Filled	Gap	Sanctioned	Filled	Gap	
1	Kodangal	Own Bldg	1	0	3	3	0	5
2	Bomraspet	"	1	0	3	2	1	6
3	Kosgi	"	1	0	3	3	0	6
4	Doulthabad	"	1	0	3	3	0	5
5	Damaragidda	"	1	0	3	3	0	3
6	Maddur	"	1	0	3	2	1	7
7	Koil konda	"	1	0	3	3	0	5
8	Hanwada	"	1	0	3	3	0	4
9	Nawabpet	"	1	0	3	3	0	9
10	Balanagar	"	1	0	3	3	0	10
11	Kondurg	"	1	0	3	3	0	10
12	Farooqnagar	"	1	0	4	4	0	9
13	Kothur	"	1	0	3	3	0	7
14	Keshampet	"	1	0	3	3	0	8
15	Thalakondapally	"	1	0	3	3	0	8
16	Amangal	"	1	0	3	2	1	6
17	Madgul	"	1	0	3	3	0	8
18	Wangoor	"	1	0	3	2	1	6
19	Veldanda	"	1	0	3	3	0	15
20	Kalwakurthy	"	1	0	3	3	0	5
21	Midjil	"	1	0	3	3	0	6
22	Thimmajipet	"	1	0	3	3	0	10
23	Jadcherla	"	1	0	3	2	1	10
24	Bhoothpur	"	1	0	3	3	0	4
25	Mahabubnagar	"	2	0	6	4	2	16
26	Addakal	"	1	0	3	3	0	9
27	Devarkadra	"	0	1	3	3	0	6
28	Dhanwada	"	1	0	3	3	0	7
29	Narayanpet	"	0	1	6	4	2	11
30	Utkoor	"	1	0	3	3	0	5
31	Maganoor	"	1	0	3	3	0	7
32	Makthal	"	1	0	3	3	0	7

S. No	Name of the Mandal	MRC functions - Own Bldg / Rented / MPDO's Office	MEO Post		MRPs			No. of TCs
			Filled	Gap	Sanctioned	Filled	Gap	
33	Narwa	"	1	0	3	2	1	6
34	C.C.Kunta	"	1	0	3	3	0	7
35	Athmakur	"	1	0	4	4	0	6
36	Kothakota	"	0	1	3	3	0	10
37	Peddmandadi	"	0	1	3	1	2	3
38	Ghanpur	"	1	0	3	3	0	8
39	Bijinepally	"	1	0	3	3	0	8
40	Nagarkurnool	"	1	0	3	3	0	6
41	Tadur	"	1	0	3	2	1	5
42	Theikapally	"	1	0	3	3	0	4
43	Uppununthala	"	1	0	3	3	0	4
44	Achampet	"	0	1	3	3	0	6
45	Amrabad	"	1	0	3	3	0	5
46	Balmoor	"	1	0	3	3	0	3
47	Lingal	"	1	0	3	3	0	4
48	Peddakothapally	"	1	0	3	3	0	5
49	Kodair	"	0	1	3	3	0	3
50	Gopalpet	"	1	0	3	3	0	5
51	Wanaparthi	"	0	1	3	3	0	9
52	Pangal	"	1	0	3	3	0	6
53	Pebbair	"	1	0	3	3	0	8
54	Gadwal	"	1	0	6	4	2	6
55	Dharur	"	1	0	3	2	1	7
56	Maldakal	"	1	0	3	3	0	6
57	Gattu	"	1	0	3	3	0	5
58	Ieeja	"	1	0	3	1	2	10
59	Waddepally	"	1	0	3	3	0	7
60	Itikyala	"	1	0	3	3	0	8
61	Manopad	"	1	0	3	2	1	4
62	Alampur	"	0	1	3	1	2	9
63	Weepangandla	"	1	0	3	3	0	8
64	Kollapur	"	1	0	3	3	0	5
TOTAL			57	8	203	182	21	436

4.14 - Data on School Infrastructure

District: Mahabubnagar

S. No	Name of the Mandal	No. of Govt. Schools having own building	No. of buildingless Schools	No. of existing classrooms	No. of H.M Rooms in UPS	Toilets	Toilets for Girls	Drinking Water	Boundary Wall
1	Kodangal	55	3	148	0	51	2	47	6
2	Bomraspet	62	11	137	0	30	4	28	15
3	Kosgi	55	3	159	0	31	0	23	21
4	Doulthabad	48	15	109	0	25	2	21	8
5	Damaragidda	44	0	110	0	42	0	2	15
6	Maddur	67	16	148	0	30	1	29	23
7	Koil konda	72	10	175	0	9	0	60	19
8	Hanwada	51	3	124	0	10	0	24	14
9	Nawabpet	62	7	158	0	24	0	20	10
10	Balanagar	88	14	204	0	7	0	26	9
11	Kondurg	67	3	159	0	64	0	9	6
12	Farooqnagar	77	16	251	0	7	4	30	14
13	Kothur	62	1	160	0	31	19	10	12
14	Keshampet	47	4	137	0	12	0	12	21
15	Thalakondapally	65	12	197	0	66	0	43	30
16	Amangal	73	4	172	0	70	0	28	34
17	Madgul	59	6	126	0	24	0	20	25
18	Wangoor	56	2	142	0	49	0	22	32
19	Veldanda	70	1	169	0	32	0	15	14
20	Kalwakurthy	57	0	197	0	29	1	37	22
21	Midjil	56	5	151	0	23	10	36	8
22	Thimmajipet	37	11	99	0	35	35	9	4
23	Jadcherla	83	13	289	0	86	2	55	7
24	Bhoothpur	42	10	126	0	11	0	24	18
25	Mahabubnagar	88	35	280	0	48	25	58	25
26	Addakal	47	2	151	7	23	2	24	20
27	Devarkadra	47	1	148	0	8	3	23	20
28	Dhanwada	47	4	106	0	0	0	3	8
29	Narayanpet	53	13	163	0	22	0	9	12
30	Utkoor	34	1	111	0	19	0	23	12
31	Maganoor	46	0	95	0	10	1	14	6
32	Makthal	57	0	159	0	26	0	31	7

S. No	Name of the Mandal	No. of Govt. Schools having own building	No. of buildingless Schools	No. of existing classrooms	No. of H.M Rooms in UPS	Toilets	Toilets for Girls	Drinking Water	Boundary Wall
33	Narwa	36	3	102	0	21	0	22	13
34	C.C.Kunta	36	2	115	0	0	0	18	16
35	Athmakur	44	1	132	0	25	0	20	11
36	Kothakota	69	4	182	0	23	7	38	23
37	Peddmandadi	36	2	139	0	0	0	16	7
38	Ghanpur	52	2	120	0	19	0	17	14
39	Bijinepally	63	3	194	0	25	0	19	20
40	Nagarkurnool	46	9	51	0	45	0	27	21
41	Tadur	32	10	117	0	36	0	36	17
42	Theikapally	37	1	120	0	37	0	25	19
43	Uppununthala	38	0	117	0	11	0	19	22
44	Achampet	68	2	203	0	68	0	18	27
45	Amrabad	47	4	162	0	12	0	27	17
46	Balmoor	34	1	114	0	1	0	20	5
47	Lingal	28	1	82	13	12	12	0	0
48	Peddakothapally	42	3	110	0	44	0	21	8
49	Kodair	40	0	117	0	40	0	17	21
50	Gopalpet	53	3	159	0	47	0	12	23
51	Wanaparthy	65	16	220	0	32	21	37	32
52	Pangal	50	3	150	0	14	0	19	11
53	Pebbair	54	3	175	0	54	0	21	19
54	Gadwal	58	4	167	0	13	0	15	19
55	Dharur	61	3	153	0	0	0	16	25
56	Maldakal	36	0	99	0	11	0	16	25
57	Gattu	48	9	122	0	16	0	14	7
58	Ieeja	48	3	68	0	49	0	0	1
59	Waddepally	39	3	121	0	14	0	12	4
60	Itikyala	45	0	103	0	30	0	26	9
61	Manopad	36	0	141	0	30	0	20	6
62	Alampur	41	0	189	0	10	0	7	11
63	Weepangandla	46	0	180	0	45	0	16	20
64	Kollapur	50	8	182	0	50	0	30	15
	TOTAL	3352	329	9466	20	1788	151	1436	985

4.15 - Civil Works - Physical Progress under SSA

S. No	Item of Work	Sanctioned				Completed				In Progress				Not Started			
		2001 - 02	2002 - 03	2003 - 04	Total	2001 - 02	2002 - 03	2003 - 04	Total	2001 - 02	2002 - 03	2003 - 04	Total	2001 - 02	2002 - 03	2003 - 04	Total
1	BRC				0				0				0				0
2	CRC			52	52			12	12			30	30			10	10
3	Primary School			56	56			15	15			30	30			11	11
4	Upper Primary School				0				0				0				0
5	Building Less (P)				0				0				0				0
6	Building Less (UP)			119	119			30	30			65	65			24	24
7	Dilabidated Building (P)				0				0				0				0
8	Dilabidated Building (UP)				0				0				0				0
9	Additional Classrooms (P)				0				0				0				0
10	Additional Classrooms (UP)	6	0	0	6			1	1			2	2			3	3
11	Toilets (P)			2167	2167				0			0	0				0
12	Toilets (UP)			386	386				0			0	0				0
13	Water Facility (P)			370	370			188	188			34	34			148	148
14	Water Facility (UP)			164	164			87	87			17	17			60	60
15	Boundary Wall (P)			10	10			2	2			3	3			5	5
16	Boundary Wall (UP)			15	15			3	3			7	7			5	5
17	Electrification (P)			300	300				0				0			300	300
18	Electrification (UP)			363	363				0				0			363	363
	Total	6	0	4002	4008	0	0	338	338	0	0	188	188	0	0	929	929

4.16 - Civil Works - Financial Progress under SSA

Name of the District : MAHABUBNAGAR

(Rs. in lakhs)

S. No	Item of Work	2001 - 02 Sanctioned					2002 - 03 Sanctioned					2003 - 04 Sanctioned																	
		Sanctioned (Phy)	Appr. Amt	Expenditure / Releases					Sanctioned (Phy)	Appr. Amt	Expenditure / Releases					Sanctioned (Phy)	Appr. Amount	Expenditure / Releases											
				1st	2nd	3rd	4th	Total			1st	2nd	3rd	4th	Total			1st	2nd	3rd	4th	Total							
1	BRC						0																						0
2	CRC						0	2	4.00						0	52	104.000										52.000	52.000	
3	Primary School						0								0	56	89.600								40.320	1.512	41.832		
4	Upper Primary School						0								0														0.000
5	Building Less (P)						0								0														0.000
6	Building Less (UP)						0								0	119	190.400								85.680	28.000	113.680		
7	Dilapidated Building (P)						0								0														0.000
8	Dilapidated Building (UP)						0								0														0.000
9	Additional Classrooms (P)						0								0														0.000
10	Additional Classrooms (UP)	6	7.50				0								0	6	7.500	0.313							0.625	2.442	3.379		
11	Toilets (P)						0								0	100	20.000												0.000
12	Toilets (UP)						0								0	111	22.200												0.000
13	Water Facility (P)						0								0	111	44.400								24.930	19.470	44.400		
14	Water Facility (UP)						0								0	111	44.400								11.745	32.530	44.275		
15	Boundary Wall (P)						0								0	10	4.000									4.000	4.000		
16	Boundary Wall (UP)						0								0	15	6.000									6.000	6.000		
17	Electrification (P)						0								0	300	15.000									15.000	15.000		
18	Electrification (UP)						0								0	363	18.150									18.150	18.150		
	Total	6	7.5	0	0	0	0	0	2	4.0	0	0	0	0	0		555.650	0.313	0	163.300	179.104	342.716							

6.1.1. OPENING OF NEW PRIMARY SCHOOLS

District : MAHABUBNAGAR

Sl.No.	Name of the Mandal	Total No.of Schoolless Habitations	No. of Habitations with population 250 and above without school within a radius of 1KM (150 population in case Tribal Habitation)	No. of Habitations with below 250 population	No. of schools proposed now
1	Kodangal	2	2	0	2
2	Bomraspet	13	5	8	5
3	Kosgi	5	0	5	0
4	Doulthabad	5	2	3	2
5	Damaragidda	3	0	3	0
6	Maddur	9	3	6	3
7	Koil konda	3	1	2	1
8	Hanwada	4	2	2	2
9	Nawabpet	8	0	8	0
10	Balanagar	5	1	4	1
11	Kondurg	2	0	2	0
12	Farooqnagar	12	0	12	0
13	Kothur	2	2	0	2
14	Keshampet	9	2	7	2
15	Thalakondapally	9	1	8	1
16	Amangal	5	1	4	1
17	Madgul	9	1	8	1
18	Wangoor	1	0	1	0
19	Veldanda	5	1	4	1
20	Kalwakurthy	0	0	0	0
21	Midjil	4	2	2	2
22	Thimmajipet	5	0	5	0
23	Jadcherla	26	4	22	4
24	Bhoothpur	7	0	7	0
25	Mahabubnagar ®	3	2	1	2
26	Addakai	4	1	3	1
27	Devarkadra	3	0	3	0
28	Dhanwada	2	0	2	0
29	Narayanpet	6	1	5	1
30	Utkoor	1	1	0	1
31	Maganoor	1	1	0	1
32	Makthal	0	0	0	0

Sl.No.	Name of the Mandal	Total No.of Schoolless Habitations	No. of Habitations with population 250 and above without school within a radius of 1KM (150 population in case Tribal Habitation)	No. of Habitations with below 250 population	No. of schools proposed now
33	Narwa	2	1	1	1
34	C.C.Kunta	3	2	1	2
35	Athmakur	3	1	2	1
36	Kothakota	2	2	0	2
37	Peddmandadi	3	2	1	2
38	Ghanpur	0	0	0	0
39	Bijinepally	1	0	1	0
40	Nagarkurool	0	0	0	0
41	Tadur	1	0	1	0
42	Theikapally	3	1	2	1
43	Uppununthala	5	1	4	1
44	Achampet	0	0	0	0
45	Amrabad	3	1	2	1
46	Balmoor	1	1	0	1
47	Lingal	2	1	1	1
48	Peddakothapally	2	1	1	1
49	Kodair	6	3	3	3
50	Gopalpet	3	1	2	1
51	Wanaparthi	2	1	1	1
52	Pangal	4	0	4	0
53	Pebbair	0	0	0	0
54	Gadwal	1	0	1	0
55	Dharur	2	1	1	1
56	Maldakal	0	0	0	0
57	Gattu	0	0	0	0
58	leeja	0	0	0	0
59	Waddepally	0	1	-1	1
60	Itikyala	1	0	1	0
61	Manopad	3	0	3	0
62	Alampur	1	1	0	1
63	Weepangandla	2	1	1	1
64	Kollapur	2	1	1	1
	TOTAL	231	60	171	60

6.1.2 UPGRADATION OF PRIMARY SCHOOLS TO UP SCHOOLS

District : MAHABUBNAGAR

Sl.No.	Name of the Mandal	No. of UP Schools	No. of UP Sections in H.S	Total	No. of existing PS	No. of UPS Proposed for upgradation now
1	Kodangal	8	7	15	43	2
2	Bomraspet	14	4	18	55	0
3	Kosgi	6	8	14	44	3
4	Doulthabad	8	3	11	52	1
5	Damaragidda	8	5	13	31	3
6	Maddur	15	4	19	64	1
7	Koil konda	11	6	17	65	0
8	Hanwada	7	6	13	41	1
9	Nawabpet	5	8	13	56	2
10	Balanagar	10	7	17	85	3
11	Kondurg	12	5	17	53	3
12	Farooqnagar	22	11	33	60	0
13	Kothur	9	7	16	47	2
14	Keshampet	9	7	16	35	2
15	Thalakondapally	6	7	13	64	7
16	Amangal	11	6	17	60	2
17	Madgul	7	7	14	51	1
18	Wangoor	11	7	18	40	1
19	Veldanda	10	7	17	54	1
20	Kalwakurthy	9	8	17	40	2
21	Midjil	14	5	19	42	1
22	Thimmajipet	8	6	14	34	2
23	Jadcherla	10	13	23	73	2
24	Bhoothpur	9	6	15	37	0
25	Mahabubnagar ®	9	8	17	51	0
25	Mahabubnagar (U)	11	15	26	29	0
26	Addakal	9	11	20	29	0
27	Devarkadra	14	6	20	28	0
28	Dhanwada	9	8	17	34	0
29	Narayanpet	12	3	15	28	2
29	Narayanpet (U)	3	4	7	16	0
30	Utkoor	11	4	15	20	0

Sl.No.	Name of the Mandal	No. of UP Schools	No. of UP Sections in H.S	Total	No. of existing PS	No. of UPS Proposed for upgradation now
31	Maganoor	7	7	14	32	1
32	Makthal	13	7	20	37	1
33	Narwa	11	5	16	23	0
34	C.C.Kunta	8	7	15	23	1
35	Athmakur	11	6	17	28	0
36	Kothakota	12	10	22	51	1
37	Peddmandadi	11	3	14	24	0
38	Ghanpur	8	6	14	40	0
39	Bijinepally	9	8	17	49	2
40	Nagarkurnool	15	9	24	31	0
41	Tadur	9	6	15	27	0
42	Thelkapally	12	5	17	21	0
43	Uppununthala	11	2	13	25	0
44	Achampet	15	6	21	49	0
45	Amrabad	7	7	14	37	0
46	Balmoor	6	4	10	25	1
47	Lingal	8	2	10	19	0
48	Peddakothapally	8	5	13	32	1
49	Kodair	7	6	13	27	0
50	Gopalpet	13	7	20	36	0
51	Wanaparthi	15	9	24	57	0
52	Pangal	11	6	17	36	0
53	Pebbair	13	8	21	36	0
54	Gadwal	12	7	19	43	2
55	Dharur	11	6	17	47	3
56	Maldakal	7	5	12	24	0
57	Gattu	16	5	21	36	0
58	Ieeja	17	10	27	24	0
59	Waddepally	12	7	19	23	0
60	Itikyala	12	7	19	26	1
61	Manopad	16	4	20	16	0
62	Alampur	8	8	16	25	1
63	Weepangandla	13	8	21	25	0
64	Kollapur	10	10	20	38	1
	TOTAL	691	437	1128	2553	60

6.1.3 Single Teacher and Additional Teacher Requirement

District : MAHABUBNAGAR

Sl.No.	Name of the Mandal	Single Teacher Schools		Teachers requirement for additional enrolment			
		No. of Schools	No. of Addl. Teachers required	No. of Schools	No. of children on rolls	No. of teacher posts sanctioned	No. of additional teachers posts required as per norms
1	Kodangal	3	3	5	825	13	6
2	Bomraspet	13	13	27	2599	51	17
3	Kosgi	3	3	17	3342	51	25
4	Doulthabad	8	8	16	3052	46	23
5	Damaragidda	0	0	20	4398	57	42
6	Maddur	11	11	13	2886	34	28
7	Koil konda	19	19	11	2261	28	23
8	Hanwada	11	11	37	5195	97	30
9	Nawabpet	10	10	13	2422	38	18
10	Balanagar	20	20	7	1557	19	15
11	Kondurg	6	6	13	2537	37	20
12	Farooqnagar	9	9	25	3966	65	39
13	Kothur	16	16	12	3026	57	28
14	Keshampet	6	6	7	1511	18	13
15	Thaiakondapally	19	19	51	5099	134	21
16	Amangal	17	17	4	629	10	4
17	Madgul	3	3	7	1310	20	8
18	Wangoor	6	6	6	1266	19	8
19	Veldanda	12	12	4	752	11	6
20	Kalwakurthy	8	8	4	729	9	5
21	Midjil	2	2	7	1251	21	9
22	Thimmajipet	5	5	6	1184	18	7
23	Jadcherla	8	8	14	2743	37	18
24	Bhoothpur	5	5	6	1333	22	10
25	Mahabubnagar ®	9	9	14	2855	43	20
25	Mahabubnagar (U)	0	0	1	215	3	1
26	Addakal	4	4	12	2582	37	21
27	Devarkadra	3	3	5	1028	16	5
28	Dhanwada	6	6	7	1379	22	9
29	Narayanpet (R)	6	6	12	3262	38	33
29	Narayanpet (U)	0	0	4	699	10	4
30	Utkoor	2	2	20	4245	59	36
31	Maganoor	0	0	14	3864	41	45

Sl.No.	Name of the Mandal	Single Teacher Schools		Teachers requirement for additional enrolment			
		No. of Schools	No. of Addl. Teachers required	No. of Schools	No. of children on rolls	No. of teacher posts sanctioned	No. of additional teachers posts required as per norms
32	Makthal	4	4	26	5524	78	50
33	Narwa	2	2	22	4549	63	33
34	C.C.Kunta	4	4	6	1088	14	10
35	Athmakur	2	2	5	671	11	7
36	Kothakota	18	18	22	2512	30	30
37	Peddmandadi	8	8	11	1239	19	10
38	Ghanpur	9	9	9	1440	20	14
39	Bijinepally	11	11	17	3385	59	26
40	Nagarkurnool	0	0	10	2600	37	20
41	Tadur	3	3	14	2186	29	19
42	Theikapally	1	1	1	344	4	4
43	Uppunthala	8	8	2	110	2	2
44	Achampet	17	17	5	1236	18	9
45	Amrabad	1	1	8	1804	26	15
46	Balmoor	1	1	7	1169	17	9
47	Lingal	5	5	3	862	14	5
48	Peddakothapally	2	2	16	3302	37	35
49	Kodair	5	5	12	2544	30	26
50	Gopalpet	5	5	14	3547	52	27
51	Wanaparthi	2	2	1	206	3	1
52	Pangal	6	6	16	2477	31	26
53	Pebbair	7	7	19	1663	25	31
54	Gadwal (R)	1	1	20	4105	52	41
54	Gadwal (U)	0	0	2	167	0	4
55	Dharur	4	4	29	5195	60	57
56	Maldakai	2	2	10	3062	31	31
57	Gattu	0	0	24	5485	64	59
58	Ieeja	1	1	26	5669	68	55
59	Waddepally	2	2	24	6261	69	73
60	Itikyala	1	1	21	3883	46	39
61	Manopad	4	4	10	2429	34	20
62	Alampur	0	0	3	561	9	3
63	Weepangandla	2	2	12	2591	37	19
64	Kollapur	7	7	11	2516	36	18
	TOTAL:	395	395	859	162384	2306	1425

6.1.4 - U P School Teachers - New Teachers & Addl teachers

District: MAHABUBNAGAR

S. No	Name of the Mandal	New U P S Teachers		Addl. Teachers proposed for U P Schools				Total
		No. of New UPSs proposed	No. of Teachers proposed now	with out S.As @ 3 per school	with 1 S.A @ 2 S.As per school	with 2 S.As @ 1 S.A per school	No. of Addl. Trs proposed as per TPR	
1	Kodangal	2	6	3	0	2	0	5
2	Bomraspet			24	4	4	12	44
3	Kosgi	3	9	0	0	2	4	6
4	Doulthabad	1	3	3	0	0	8	11
5	Damaragidda	3	9	15	0	0	19	34
6	Maddur	1	3	3	4	0	19	26
7	Koll konda			0	2	0	2	4
8	Hanwada	1	3	0	2	4	12	18
9	Nawabpet	2	6	3	2	0	3	8
10	Balanagar	3	9	12	0	0	5	17
11	Kondurg	3	9	15	6	0	3	24
12	Farooqnagar			3	8	2	0	13
13	Kothur	2	6	3	4	2	9	18
14	Keshampet	2	6	3	4	0	4	11
15	Talakondapally	7	21	6	4	4	0	14
16	Amangal	2	6	9	0	8	1	18
17	Madgul	1	3	9	0	4	2	15
18	Wangoor	1	3	12	2	0	1	15
19	Veldanda	1	3	12	2	0	0	14
20	Kalwakurthy	2	6	0	0	2	0	2
21	Midjil	1	3	12	6	2	6	26
22	Thimmajipet	2	6	3	4	0	3	10
23	Jadcherla	2	6	9	0	0	4	13
24	Bhoothpur			0	4	0	2	6
25	Mahabubnagar			6	6	2	4	18
26	Addakal			6	0	2	1	9
27	Devarkadra			15	0	0	3	18
28	Dhanwada			15	0	0	1	16
29	Narayanpet	2	6	3	0	2	17	22
30	Utkoor			12	4	6	17	39
31	Maganoor	1	3	12	2	0	5	19

S. No	Name of the Mandal	New U P S Teachers		Addl. Teachers proposed for U P Schools				
		No. of New UPSs proposed	No. of Teachers proposed now	with out S.As @ 3 per school	with 1 S.A @ 2 S.As per school	with 2 S.As @ 1 S.A per school	No. of Addl. Trs proposed as per TPR	Total
32	Makthal	1	3	9	4	0	14	27
33	Narwa			6	2	0	17	25
34	C.C.Kunta	1	3	6	0	0	0	6
35	Athmakur			6	6	2	8	22
36	Kothakota	1	3	12	4	0	4	20
37	Peddmandadl			12	2	0	7	21
38	Ghanpur			0	2	2	5	9
39	Bijinepally	2	6	0	0	2	7	9
40	Nagarkumool			12	0	2	8	22
41	Tadur			12	6	2	5	25
42	Thelkapally			9	2	2	3	16
43	Uppununthala			15	0	2	6	23
44	Achampet			15	10	2	5	32
45	Amrabad			6	0	0	4	10
46	Balmoor	1	3	9	0	0	1	10
47	Lingal			6	2	0	4	12
48	Peddakothapally	1	3	3	4	2	8	17
49	Kodair			3	2	0	4	9
50	Gopalpet			6	2	4	6	18
51	Wanaparthi			0	8	2	2	12
52	Pangal			27	0	0	13	40
53	Pebbair			15	8	2	1	26
54	Gadwal	2	6	6	4	0	20	30
55	Dharur	3	9	15	4	6	14	39
56	Maldakal			6	6	0	17	29
57	Gattu			18	0	0	35	53
58	Ieeja			39	4	0	17	60
59	Waddepally			15	4	0	20	39
60	Itikyala	1	3	24	2	0	12	38
61	Manopad			15	10	2	10	37
62	Alampur	1	3	0	4	0	1	5
63	Weepangandla			3	6	4	13	26
64	Kollapur	1	3	9	0	4	8	21
	Total	60	180	567	178	90	466	1301

SARVA SIKSHA ABHIYAN :: MAHABUBNAGAR
6.1.5 LIST OF ADDITIONALPOSTS REQUIRED IN HIGH SCHOOLS

District : Mahabubnagar

Sl.No.	Mandal Name	Posts Required				Sanctioned Posts												Additional Posts required						
		R_SA	R_tpt1	R_hpt1	R_pd2	SA-Maths	SA-English	SA-Physical Science	SA-Bio Science	SA - Social	TPT1	HPT1	TPT2	HPT2	PD	SGT	PET	SA	TPT1	HPT1	PD	TPT2	HPT2	PET
1	KODANGAL	28	6	5	5	3	3	4	4	5	8	2	1	3	0	1	3	9	-2	3	5	0	0	0
2	BOMRASPET	25	5	4	4	3	5	5	5	4	2	2	3	2	0	7	2	3	3	2	4	0	0	0
3	KOSGI	46	12	7	7	7	7	6	7	8	3	3	2	4	1	0	2	11	9	4	6	0	0	0
4	DOULTABAD	20	5	3	3	4	4	3	3	3	2	2	3	1	0	0	1	3	3	1	3	0	0	0
5	DAMARGIDDA	37	9	6	6	4	4	5	4	5	3	3	3	2	0	4	1	15	6	3	6	0	0	0
6	MADDUR	32	7	5	5	5	4	4	2	5	1	1	3	3	0	4	1	12	6	4	5	0	0	0
7	KOILKONDA	58	13	8	9	9	7	7	6	8	3	3	3	5	1	2	2	21	10	5	8	0	0	0
8	HANWADA	36	8	6	6	6	5	5	5	5	2	2	3	4	0	1	1	10	6	4	6	0	0	0
9	NAWABPET	56	13	8	8	8	8	5	9	9	5	5	7	3	1	3	2	17	8	3	7	0	0	0
10	BALANAGAR	62	15	9	9	7	7	6	6	6	6	5	3	0	1	12	4	30	9	4	8	0	0	0
11	KONDURG	44	11	6	6	4	5	5	5	6	2	2	2	3	0	7	2	19	9	4	6	0	0	0
12	FAROOQNAGAR	61	15	10	10	10	8	8	10	9	5	4	7	6	0	7	6	16	10	6	10	0	0	0
13	KOTHUR	57	14	9	9	6	4	7	6	6	3	3	4	3	1	5	2	28	11	6	8	0	0	0
14	KESHAMPET	52	12	9	9	5	5	5	5	6	3	3	3	2	1	5	1	26	9	6	8	0	0	0
15	TALKONDAPALLY	65	14	10	10	8	8	6	7	9	5	4	7	5	0	3	2	27	9	6	10	0	0	0
16	AMANGAL	41	10	6	7	5	6	7	6	5	5	5	4	2	1	13	1	12	5	1	6	0	0	0
17	MADGUL	50	13	9	9	7	8	7	7	8	4	3	6	5	1	6	6	13	9	6	8	0	0	0
18	WANGOOR	51	11	9	9	7	7	7	5	6	4	3	4	3	1	9	3	19	7	6	8	0	0	0
19	VELDANDA	41	9	7	8	7	5	4	4	8	2	2	4	4	1	8	1	13	7	5	7	0	0	0
20	KALWAKURTHY	36	8	6	6	5	4	5	4	6	2	3	5	4	0	5	4	12	6	3	6	0	0	0
21	MIDJIL	33	8	5	5	5	5	5	5	5	4	3	5	3	0	2	3	8	4	2	5	0	0	0
22	THIMMAJIPET	32	8	6	5	4	4	4	4	5	3	4	2	2	0	1	3	11	5	2	5	0	0	0
23	JADCHERLA	63	15	10	10	10	8	7	8	10	5	3	6	6	0	7	6	20	10	7	10	0	0	0
24	BHOOTHPUR	41	10	7	7	5	6	6	7	7	1	1	4	5	1	3	3	10	9	6	6	0	0	0
25	MAHABUBNAGAR	100	24	17	17	17	13	13	14	19	8	8	9	9	0	8	9	24	16	9	17	0	0	0
26	ADDAKAL	67	15	11	11	10	8	9	9	11	6	5	5	5	1	4	2	20	9	6	10	0	0	0
27	DEVARAKADRA	53	11	7	7	5	5	6	6	7	3	3	5	2	0	0	3	24	8	4	7	0	0	0
28	DHANWADA	61	15	10	10	7	9	7	8	7	4	4	4	4	1	2	3	23	11	6	9	0	0	0
29	NARAYANPET	33	10	5	5	6	5	4	5	6	4	4	3	1	0	0	2	7	6	1	5	0	0	0
30	UTKOOR	15	3	3	3	3	3	3	3	3	2	2	2	1	0	1	2	0	1	1	3	0	0	0
31	MAGANOOOR	31	7	6	6	4	3	6	5	5	1	1	4	4	0	5	1	8	6	5	6	0	0	0
32	MAKTHAL	35	8	6	6	5	5	6	6	6	2	2	2	3	0	7	3	7	6	4	6	0	0	0

Sl.No.	Mandal Name	Posts Required				Sanctioned Posts												Additional Posts required						
		R_SA	R_tpt1	R_hpt1	R_pd2	SA-Maths	SA-English	SA-Physical Science	SA-Bio Science	SA - Social	TPT1	HPT1	TPT2	HPT2	PD	SGT	PET	SA	TPT1	HPT1	PD	TPT2	HPT2	PET
33	NARWA	28	6	5	5	4	3	4	5	5	2	3	2	2	0	5	1	7	4	2	5	0	0	0
34	C.C.KUNTA	52	12	7	8	8	7	7	6	7	4	4	3	4	0	0	5	17	8	3	8	0	0	0
35	ATMAKUR	38	10	6	6	5	5	5	6	5	5	5	4	2	1	1	4	12	5	1	5	0	0	0
36	KOTHAKOTA	53	12	9	9	10	8	7	8	9	5	4	4	5	1	1	3	11	7	5	8	0	0	0
37	PEDDAMANDADI	21	5	3	4	3	4	3	3	4	2	2	1	2	0	4	1	4	3	1	4	0	0	0
38	GHANPUR	42	11	7	7	6	7	7	7	6	4	4	3	2	2	3	4	9	7	3	5	0	0	0
39	BIJENEPALLY	42	9	8	8	8	9	8	8	8	5	5	4	4	1	4	4	1	4	3	7	0	0	0
40	NAGARKURNOOL	46	10	7	7	6	6	7	7	7	4	4	3	2	0	7	3	13	6	3	7	0	0	0
41	TADOOR	30	7	5	5	5	5	4	5	5	4	2	3	3	0	5	2	6	3	3	5	0	0	0
42	TELKAPALLY	36	9	6	6	5	7	6	6	5	5	2	2	4	0	6	3	7	4	4	6	0	0	0
43	UPPUNUNTHALA	15	4	2	2	3	2	2	2	2	2	2	2	0	0	1	0	4	2	0	2	0	0	0
44	ACHAMPET	36	8	5	5	7	5	6	6	6	4	3	3	2	0	4	3	6	4	2	5	0	0	0
45	AMARABAD	42	10	7	7	8	7	6	6	6	6	6	5	2	1	3	5	9	4	1	6	0	0	0
46	BALMOOR	33	7	5	5	6	6	5	3	5	3	3	3	3	0	1	1	8	4	2	5	0	0	0
47	LINGAL	13	3	2	2	2	3	2	2	2	2	2	1	2	1	0	1	2	1	0	1	0	0	0
48	PEDDAKOTHAPALLY	35	9	5	5	5	5	5	5	5	4	4	4	3	0	0	3	10	5	1	5	0	0	0
49	KODAIR	27	6	5	5	4	5	4	4	4	3	3	1	1	0	0	2	6	3	2	5	0	0	0
50	GOPALPET	44	10	8	8	7	8	6	6	7	5	4	6	4	0	3	4	10	5	4	8	0	0	0
51	WANAPARTHY	73	17	12	12	5	3	4	9	11	2	3	2	5	1	1	3	41	15	9	11	0	0	0
52	PANGAL	47	11	7	7	2	3	2	2	3	2	2	2	1	1	0	0	35	9	5	6	0	0	0
53	PEBBAIR	55	12	9	10	8	10	10	9	8	4	5	6	4	1	14	5	10	8	4	9	0	0	0
54	GADWAL	70	15	10	11	14	9	7	11	14	6	6	5	5	1	12	5	15	9	4	10	0	0	0
55	DHARROOR	38	8	6	7	4	3	6	5	6	2	2	3	1	0	3	2	14	6	4	7	0	0	0
56	MALDAKAL	29	6	5	5	4	5	4	5	5	2	2	2	2	0	5	3	6	4	3	5	0	0	0
57	GATTU	26	6	5	5	4	4	4	5	5	1	2	3	2	0	1	3	4	5	3	5	0	0	0
58	IEEJA	60	13	11	11	11	11	6	10	11	4	3	2	3	1	14	1	11	9	8	10	0	0	0
59	WADDEPALLY	56	13	10	10	8	9	9	6	9	4	4	3	2	0	11	1	15	9	6	10	0	0	0
60	ITIKYAL	38	9	7	7	5	6	5	6	6	3	1	1	2	0	7	3	10	6	6	7	0	0	0
61	MANOPAD	32	7	5	5	4	5	5	4	5	2	2	2	2	1	0	3	9	5	3	4	0	0	0
62	ALAMPUR	39	10	7	7	7	7	7	7	7	3	3	4	4	0	4	6	4	7	4	7	0	0	0
63	VEEPANGANDLA	49	12	8	8	9	9	8	8	8	5	5	5	5	0	5	5	7	7	3	8	0	0	0
64	KOLLAPUR	66	16	10	10	13	13	11	11	12	6	5	6	7	0	5	7	6	10	5	10	0	0	0
	Grand Total	2773	647	449	456	401	387	369	383	426	228	207	228	201	26	272	183	807	419	242	430	0	0	0

6.2.1 - Free Textbooks

District : MAHABUBNAGAR

S. No	Name of the Mandal	2004 - 05				2005 - 06				2006 - 07			
		OC Girls Enrolment in Classes				OC Girls Enrolment in Classes projected				OC Girls Enrolment in classes projected			
		VI	VII	VIII	Total Children	VI	VII	VIII	Total Children	VI	VII	VIII	Total Children
1	Kodangal	64	70	60	194	121	64	70	255	132	121	64	317
2	Bomraspet	34	42	28	104	37	34	42	113	41	37	34	112
3	Kosgi	78	76	56	210	101	78	76	255	76	101	78	255
4	Doulthabad	44	60	46	150	64	44	60	168	70	64	44	178
5	Damaragidda	35	31	32	98	45	35	31	111	44	45	35	124
6	Maddur	68	44	78	190	92	68	44	204	121	92	68	281
7	Koil konda	54	42	52	148	33	54	42	129	33	33	54	120
8	Hanwada	33	39	36	108	42	33	39	114	54	42	33	129
9	Nawabpet	40	45	44	129	35	40	45	120	37	35	40	112
10	Balanagar	75	103	119	297	96	75	103	274	77	96	75	248
11	Kondurg	87	84	81	252	138	87	84	309	106	138	87	331
12	Farooqnagar	110	121	75	306	62	110	121	293	72	62	110	244
13	Kothur	107	84	97	288	158	107	84	349	102	158	107	367
14	Keshampet	82	75	61	218	87	82	75	244	90	87	82	259
15	T.K.Pally	49	67	78	194	56	49	67	172	58	56	49	163
16	Amangal	9	24	10	43	13	9	24	46	22	13	9	44
17	Madgul	31	25	55	111	47	31	25	103	51	47	31	129
18	Wangoor	52	63	51	166	59	52	63	174	55	59	52	166
19	Veldanda	35	34	40	109	46	35	34	115	47	46	35	128
20	Kalwakurthy	107	115	117	339	124	107	115	346	96	124	107	327
21	Midjil	61	89	87	237	88	61	89	238	67	88	61	216
22	Thimmajipet	40	44	55	139	49	40	44	133	43	49	40	132
23	Jadcherla	180	160	151	491	102	180	160	442	197	102	180	479
24	Bhoothpur	59	52	56	167	75	59	52	186	88	75	59	222
25	M'nagar @	699	576	566	1841	620	699	576	1895	815	620	699	2134
26	Addakal	61	54	38	153	47	61	54	162	43	47	61	151
27	Devarkadra	93	90	92	275	70	93	90	253	100	70	93	263
28	Dhanwada	124	103	118	345	131	124	103	358	147	131	124	402
29	Narayanpet	202	172	169	543	190	202	172	564	205	190	202	597
30	Utkoor	113	73	74	260	124	113	73	310	108	124	113	345
31	Maganoor	56	45	45	146	80	56	45	181	83	80	56	219
32	Makthal	103	97	82	282	120	103	97	320	134	120	103	357

S. No	Name of the Mandal	2004 - 05				2005 - 06				2006 - 07			
		OC Girls Enrolment in Classes				OC Girls Enrolment in Classes projected				OC Girls Enrolment in classes projected			
		VI	VII	VIII	Total Children	VI	VII	VIII	Total Children	VI	VII	VIII	Total Children
33	Narwa	56	54	42	152	88	56	54	198	78	88	56	222
34	C.C.Kunta	118	96	99	313	119	118	96	333	118	119	118	355
35	Athmakur	84	75	53	212	98	84	75	257	121	98	84	303
36	Kothakota	116	120	126	362	147	116	120	383	149	147	116	412
37	P'mandadi	25	25	36	86	34	25	25	84	33	34	25	92
38	Ghanpur	39	42	35	116	38	39	42	119	53	38	39	130
39	Bijinepally	54	71	51	176	54	54	71	179	68	54	54	176
40	N.G.kurnool	174	179	148	501	159	174	179	512	165	159	174	498
41	Tadur	78	68	59	205	86	78	68	232	72	86	78	236
42	Theikapally	37	49	42	128	55	37	49	141	56	55	37	148
43	Uppunthala	8	20	22	50	22	8	20	50	20	22	8	50
44	Achampet	42	42	44	128	38	42	42	122	51	38	42	131
45	Amrabad	48	46	43	137	35	48	46	129	52	35	48	135
46	Balmoor	38	49	34	121	36	38	49	123	39	36	38	113
47	Lingal	23	25	32	80	21	23	25	69	40	21	23	84
48	P.K.pally	29	52	38	119	57	29	52	138	52	57	29	138
49	Kodair	30	33	26	89	31	30	33	94	31	31	30	92
50	Gopalpet	70	65	51	186	53	70	65	188	82	53	70	205
51	Wanaparthi	303	347	350	1000	559	303	347	1209	388	559	303	1250
52	Pangal	36	40	39	115	47	36	40	123	42	47	36	125
53	Pebbair	71	43	75	189	103	71	43	217	88	103	71	262
54	Gadwal	69	64	52	185	96	69	64	229	83	96	69	248
55	Dharur	48	41	43	132	37	48	41	126	70	37	48	155
56	Maldakal	38	36	23	97	36	38	36	110	39	36	38	113
57	Gattu	41	24	35	100	55	41	24	120	53	55	41	149
58	Ieeja	90	96	83	269	109	90	96	295	111	109	90	310
59	Waddepally	74	99	83	256	82	74	99	255	145	82	74	301
60	Itikyala	64	59	72	195	78	64	59	201	72	78	64	214
61	Manopad	80	78	49	207	98	80	78	256	90	98	80	268
62	Alampur	83	45	82	210	73	83	45	201	54	73	83	210
63	WP.gandla	42	57	58	157	33	42	57	132	60	33	42	135
64	Kollapur	79	91	88	258	77	79	91	247	102	77	79	258
	Total	5172	5030	4862	15064	5806	5172	5030	16008	6091	5806	5172	17069

6.3.1 - Girl Child Population

District : MAHABUBNAGAR

S. No	Name of the Mandal	Child Population			Enrolment			Out of School children		
		3 - 5	5 - 10	10 - 14	3 - 5	5 - 10	10 - 14	3 - 5	5 - 10	10 - 14
1	Kodangal	1039	3394	1467	645	3176	1122	394	218	345
2	Bomraspet	1532	3418	1975	1106	3072	1255	426	346	720
3	Kosgi	1565	3660	2326	982	3379	1863	583	281	463
4	Doulthabad	1253	3194	1281	901	2805	789	352	389	492
5	Damaragidda	1245	3936	1324	764	3416	708	481	520	616
6	Maddur	1698	4714	1830	933	3823	1355	765	891	475
7	Koil konda	1460	4547	2277	752	3873	1667	708	674	610
8	Hanwada	1057	3572	1577	769	3377	1372	288	195	205
9	Nawabpet	1099	3344	1506	806	3053	1247	293	291	259
10	Balanagar	1619	4293	1837	1285	4068	1447	334	225	390
11	Kondurg	1322	3988	1690	611	3913	1561	711	75	129
12	Farooqnagar	1521	5075	2699	920	4943	2581	601	132	118
13	Kothur	1265	4375	2005	771	4358	1965	494	17	40
14	Keshampet	772	2778	1583	522	2752	1510	250	26	73
15	T.K.Pally	2229	3382	1879	669	3268	1691	1560	114	188
16	Amangal	631	4226	1827	405	4184	1625	226	42	202
17	Madgul	1067	2997	1382	688	2849	1181	379	148	201
18	Wangoor	1170	2992	1652	740	2722	1255	430	270	397
19	Veldanda	969	2785	1672	585	2709	1553	384	76	119
20	Kalwakurthy	879	3232	1922	313	3024	1630	566	208	292
21	Midjil	1105	3285	2069	709	3203	1878	396	82	191
22	Thimmajipet	822	2449	1203	453	2334	977	369	115	226
23	Jadcherla	1291	4071	6321	1117	4059	6082	174	12	239
24	Bhoothpur	999	2334	1564	790	2182	1431	209	152	133
25	M'nagar @	4010	13894	8028	3610	13759	7810	400	135	218
26	Addakal	1130	3066	1781	652	2587	1386	478	479	395
27	Devarkadra	1372	3708	2023	718	3457	1594	654	251	429
28	Dhanwada	1065	3699	2507	580	3534	2231	485	165	276
29	Narayanpet	2556	5898	3780	1147	5350	3267	1409	548	513
30	Uttoor	1534	3565	1476	672	3323	1012	862	242	464
31	Maganoor	1266	3574	1450	660	3043	871	606	531	579

S. No	Name of the Mandal	Child Population			Enrolment			Out of School children		
		3 - 5	5 - 10	10 - 14	3 - 5	5 - 10	10 - 14	3 - 5	5 - 10	10 - 14
32	Makthal	1602	4938	2456	630	4408	1669	972	530	787
33	Narwa	1236	3192	1612	634	2926	1160	602	266	452
34	C.C.Kunta	1319	3090	2013	584	2770	1451	735	320	562
35	Athmakur	1310	4118	1803	565	3690	1394	745	428	409
36	Kothakota	1768	4418	2208	1063	4085	2052	705	333	156
37	P'mandadi	861	2116	1313	639	1911	1058	222	205	255
38	Ghanpur	1069	3060	1039	723	2865	933	346	195	106
39	Bijinepally	1846	4326	2774	337	3785	2131	1509	541	643
40	N.G.kurnool	1515	3283	3344	1107	3120	3142	408	163	202
41	Tadur	840	2499	1438	664	2439	1372	176	60	66
42	Theikapally	929	2512	1666	726	2352	1421	203	160	245
43	Uppununthala	699	1910	1028	520	1884	881	179	26	147
44	Achampet	2015	3266	2352	789	3018	2047	1226	248	305
45	Amrabad	605	3721	1922	434	3603	1673	171	118	249
46	Balmoor	825	2685	1288	585	2386	1072	240	299	216
47	Lingal	733	2457	1370	247	2072	858	486	385	512
48	P.K.pally	1294	3637	1702	788	3216	1397	506	421	305
49	Kodair	1188	2303	1190	738	2013	941	450	290	249
50	Gopalpet	1397	3230	1805	511	2683	1367	886	547	438
51	Wanaparthi	1394	3211	2675	1082	2975	2429	312	236	246
52	Pangal	1441	3842	1891	794	3267	1725	647	575	166
53	Pebbair	1770	4280	2350	974	3974	1834	796	306	516
54	Gadwal	1324	5227	3093	697	4849	2326	627	378	767
55	Dharur	1562	4742	2316	770	3484	734	792	1258	1582
56	Maldakal	1360	3227	1156	468	2727	688	892	500	468
57	Gattu	1502	5304	2098	623	3365	547	879	1939	1551
58	Ieeja	1863	6076	2903	717	4418	2221	1146	1658	682
59	Waddepally	1463	2060	4433	419	1567	4220	1044	493	213
60	Itikyala	1145	3063	1711	555	2834	1425	590	229	286
61	Manopad	1213	3010	1796	690	2824	1549	523	186	247
62	Alampur	610	2061	1550	256	1838	1283	354	223	267
63	WP.gandla	1087	2963	1764	817	2793	1575	270	170	189
64	Kollapur	2012	4501	2517	1645	4150	2081	367	351	426
	Total	85339	237773	134489	49066	215886	110582	36273	21887	23907

Table 6.3.2
Early Childhood Education - 2004 - 05

District: Mahabubnagar

Sl. No.	Name of the Mandal	ECE centres			ECE Instructors Training			TLM Supplied to ECEs		
		Upto 31.3.2004 (Cumulative)			Upto 31.3.2004 (Cumulative)			Upto 31.3.2004 (Cumulative)		
		Total Planned	Opened	Target for 2004 - 05	Total Planned	Trained	Target for 2004 - 05	Total Planned	Achieved	Target for 2004 - 05
1	Kodangal			10			10			10
2	Bomraspet	76	76	20	76		96	76		96
3	Kosgi			25			25			25
4	Doulthabad			15			15			15
5	Damaragidda	12	3	10	12		13	12		13
6	Maddur	49	23	26	49		49	49		49
7	Koil konda	12	12	12	12		24	12		24
8	Hanwada			14			14			14
9	Nawabpet			20			20			20
10	Balanagar			10			10			10
11	Kondurg	8		8	8		8	8		8
12	Farooqnagar			30			30			30
13	Kothur			24			24			24
14	Keshampet	16	10	6	16		16	16		16
15	Thalakondapally	15	6	9	15		15	15		15
16	Amangal	20		20	20		20	20		20
17	Madgul	25		25	25		25	25		25
18	Wangoor			24			24			24
19	Veldanda			36			36			36
20	Kalwakurthy			9			9			9
21	Midjil			29			29			29
22	Thimmajipet	20	5	15	20		20	20		20
23	Jadcherla	10		10	10		10	10		10
24	Bhoothpur	26	7	19	26		26	26		26
25	Mahabubnagar ®			15			15			15
26	Addakal		2	6	2		8			8
27	Devarkadra	12	3	9	12		12	12		12
28	Dhanwada									
29	Narayanpet	36	16	20	36		36	36		36
30	Utkoor	10	7	3	10		10	10		10
31	Maganoor	3	1	50	50		51	50		51
32	Makthal	17	7	10	17		17	17		17

Sl. No.	Name of the Mandal	ECE centres			ECE Instructors Training			TLM Supplied to ECEs		
		Upto 31.3.2004 (Cumulative)			Upto 31.3.2004 (Cumulative)			Upto 31.3.2004 (Cumulative)		
		Total Planned	Opened	Target for 2004 - 05	Total Planned	Trained	Target for 2004 - 05	Total Planned	Achieved	Target for 2004 - 05
33	Narwa			10			10			10
34	C.C.Kunta	15		20	15		20	15		20
35	Athmakur	21	2	19	21		21	21		21
36	Kothakota									
37	Peddmandadi	14		16	14		16	14		16
38	Ghanpur	22	20	2	22		22	22		22
39	Bijinepally	17	13	4	13		17	13		17
40	Nagarkurnool	3	3	18	3		21	21		21
41	Tadur			12			12			12
42	Thelkapally	5		5	5		5	5		5
43	Uppunthala	8	6	8	8		14	8		14
44	Achampet			29			29			29
45	Amrabad	6	6	10	6		16	6		16
46	Balmoor	4	2	6	4		6	4		6
47	Lingal			10			10			10
48	Peddakothapally			26	26		26	26		26
49	Kodair			36			36			36
50	Gopalpet	18	8	38	18		46	8		46
51	Wanaparthi	10	10	5	10		15	10		15
52	Pangal	39	23	39	39		62	39		62
53	Pebbair	20	10	10	20		20	20		20
54	Gadwal	36		36	36		36	36		36
55	Dharur	10	10		10		10	10		10
56	Maldakal	8	8	12	8		20	8		20
57	Gattu	15	5	10	15		15	15		15
58	Ieeja	46	9	37	46		46	46		46
59	Waddepally	45	25	20	45		45	45		45
60	Itikyala	12	1	11	12		12	12		12
61	Manopad	30	25	5	30		30	30		30
62	Alampur			10			10			10
63	Weepangandla	12	8	12	12		20	12		20
64	Kollapur	10		10	10		10	10		10
65	Mahabubnagar (U)	12	12	20	12	12	32	12		32
66	Narayanpet (U)			5			5			5
67	Gadwal (U)			5			5			5
	TOTAL	805	384	1055	876	12	1437	882	0	1437

6.3.3 - Schools in Tribal Area

District : MAHABUBNAGAR

S. No	Name of the Mandal	Regular Schools				EGS & AIE Functioning - 2003 - 04				
		PS	UPS	HS	Total	GVVK	EGS	ALS	NRBC	RBC
1	Kodangal				0					
2	Bomraspet				0					
3	Kosgi				0					
4	Doulthabad				0					
5	Damaragidda				0					
6	Maddur				0					
7	Koil konda				0					
8	Hanwada				0					
9	Nawabpet				0					
10	Balanagar				0					
11	Kondurg				0					
12	Farooqnagar				0					
13	Kothur				0					
14	Keshampet				0					
15	T.K.Pally				0					
16	Amangal				0					
17	Madgul				0					
18	Wangoor				0					
19	Veldanda				0					
20	Kalwakurthy				0					
21	Midjil				0					
22	Thimmajipet				0					
23	Jadcherla				0					
24	Bhoothpur				0					
25	M'nagar ®				0					
26	Addakal				0					
27	Devarkadra				0					
28	Dhanwada				0					
29	Narayanpet				0					
30	Utkoor				0					
31	Maganoor				0					

S. No	Name of the Mandal	Regular Schools				EGS & AIE Functioning - 2003 - 04				
		PS	UPS	HS	Total	GVVK	EGS	ALS	NRBC	RBC
32	Makthal				0					
33	Narwa				0					
34	C.C.Kunta				0					
35	Athmakur				0					
36	Kothakota				0					
37	P'mandadi				0					
38	Ghanpur				0					
39	Bijinepally				0					
40	N.G.Kurnool				0					
41	Tadur				0					
42	Thekkapally				0					
43	Uppunuthala				0					
44	Achampet	22	17	7	46	4	-	1		1
45	Amrabad	25	11	2	38	14	-	2	2	2
46	Balmoor	50	20	17	87	3	-	1		2
47	Lingal	39	9	9	57	4	-	1	3	1
48	P.K.pally				0					
49	Kodair				0					
50	Gopalpet				0					
51	Wahaparthi				0					
52	Pangal				0					
53	Pebbair				0					
54	Gadwal				0					
55	Dharur				0					
56	Maldakal				0					
57	Gattu				0					
58	Ieja				0					
59	Waddepally				0					
60	Itikyala				0					
61	Manppad				0					
62	Alampur				0					
63	WP.gandla				0					
64	Kollapur				0					
	Total	136	57	35	228	25	0	5	5	6

6.3.4 - SC children covered through EGS & AIE

District : MAHABUBNAGAR

S. No	Name of the Mandal	Enrolment - Out of School children - 2003 - 04											
		ALS			EGS (P)			NRBCs			RBC		
		Boys	Girls	Total	Boys	Girls	Total	Boys	Girls	Total	Boys	Girls	Total
1	Kodangal			0			0			0	20	12	32
2	Bomraspet			0			0			0	0	0	0
3	Kosgi			0			0			0	4	8	12
4	Doulthabad			0			0			0	12	19	31
5	Damaragidda			0			0			0	52	19	71
6	Maddur			0			0			0	37	37	74
7	Koil konda			0			0	32	20	52	4	11	15
8	Hanwada			0			0			0	18	18	36
9	Nawabpet			0			0			0	28	21	49
10	Balanagar			0			0			0	7	34	41
11	Kondurg			0			0			0	5	5	10
12	Farooqnagar			0			0			0	2	4	6
13	Kothur			0			0			0	8	5	13
14	Keshampet			0			0			0	0	0	0
15	T.K.Pally			0			0			0	0	0	0
16	Amangal			0			0			0	8	0	8
17	Madgul			0			0			0	8	7	15
18	Wangoor			0			0			0	5	2	7
19	Veldanda			0			0			0	19	0	19
20	Kalwakurthy			0			0			0	8	7	15
21	Midjil			0			0	29	13	42	20	0	20
22	Thimmajipet			0			0			0	31	21	52
23	Jadcherla	10	8	18			0	18	14	32	30	22	52
24	Bhoothpur			0			0	20	12	32	12	5	17
25	M'nagar @	19	17	36			0			0	39	28	67
26	Addakal	49	36	85			0			0	19	27	46
27	Devarkadra			0			0			0	0	2	2
28	Dhanwada			0			0			0	4	0	4
29	Narayanpet			0			0			0	4	17	21
30	Utkoor			0			0			0	5	4	9
31	Maganoor	70	56	126			0			0	0	0	0
32	Makthal			0			0	26	16	42	11	0	11

S. No	Name of the Mandal	Enrolment - Out of School children - 2003 - 04											
		ALS			EGS (P)			NRBCs			RBC		
		Boys	Girls	Total	Boys	Girls	Total	Boys	Girls	Total	Boys	Girls	Total
33	Narwa	2		2			0			0	11	18	29
34	C.C.Kunta			0			0			0	0	0	0
35	Athmakur	3	1	4			0			0	0	0	0
36	Kothakota			0			0			0	23	6	29
37	P'mandadi			0			0			0	0	0	0
38	Ghanpur			0			0			0	11	3	14
39	Bijinepally			0			0			0	46	7	53
40	N.G.kurnool			0			0			0	21	26	47
41	Tadur	10	8	18			0			0	20	10	30
42	Theikapally			0			0			0	20	0	20
43	Uppununthala			0			0			0	13	9	22
44	Achampet			0			0			0	5	0	5
45	Amrabad			0			0			0	0	27	27
46	Balmoor			0			0			0	30	24	54
47	Lingal			0			0			0	0	10	10
48	P.K.pally			0			0			0	28	83	111
49	Kodair	1		1			0	2	1	3	17	8	25
50	Gopalpet	1	3	4			0	10	6	16	7	6	13
51	Wanaparthi	25	18	43			0			0	6	17	23
52	Pangal			0			0			0	31	10	41
53	Pebbair			0			0			0	27	29	56
54	Gadwal			0			0			0	11	35	46
55	Dharur	8	4	12			0			0	44	29	73
56	Maldakal			0			0			0	21	18	39
57	Gattu			0			0	50	42	92	15	28	43
58	Ieeja			0			0			0	36	0	36
59	Waddepally	18	24	42			0			0	0	29	29
60	Itikyala	34	46	80			0			0	61	42	103
61	Manopad			0			0			0	44	86	130
62	Alampur	1	4	5			0			0	25	48	73
63	WP.gandla			0			0			0	35	40	75
64	Kollapur			0			0			0	26	40	66
	Total	251	225	476	0	0	0	187	124	311	1054	1023	2077

6.3.4 - ST children covered through EGS & AIE

District : MAHABUBNAGAR

S. No	Name of the Mandal	Enrolment - Out of School children - 2003 - 04											
		ALS			EGS (P)			NRBCs			RBC		
		Boys	Girls	Total	Boys	Girls	Total	Boys	Girls	Total	Boys	Girls	Total
1	Kodangal			0			0			0	2	1	3
2	Bomraspet			0			0			0	0	0	0
3	Kosgi			0			0			0	5	7	12
4	Doulthabad	5	21	26			0			0	4	16	20
5	Damaragidda			0			0			0	11	2	13
6	Maddur	19	23	42			0	12	9	21	21	5	26
7	Koil konda			0			0	28	17	45	56	11	67
8	Hanwada			0			0			0	7	7	14
9	Nawabpet			0			0			0	14	12	26
10	Balanagar	18	13	31			0			0	103	64	167
11	Kondurg			0			0			0	1	1	2
12	Farooqnagar			0			0			0	31	21	52
13	Kothur	23	16	39			0			0	15	8	23
14	Keshampet	19	16	35			0			0	0	0	0
15	T.K.Pally	18	28	46			0			0	0	0	0
16	Amangal			0			0			0	22	0	22
17	Madgul			0			0			0	3	1	4
18	Wangoor			0			0			0	0	73	73
19	Veldanda			0			0			0	69	0	69
20	Kalwakurthy			0			0			0	3	1	4
21	Midjil			0			0	34	29	63	25	0	25
22	Thimmajipet	18	29	47			0			0	23	88	111
23	Jadcherla	11	7	18			0	21	15	36	78	12	90
24	Bhoothpur	34	18	52			0	10	9	19	6	9	15
25	M'nagar @			0			0			0	10	10	20
26	Addakal			0			0			0	0	2	2
27	Devarkadra			0			0			0	0	0	0
28	Dhanwada			0			0			0	0	0	0
29	Narayanpet	20	7	27			0			0	6	0	6
30	Utkoor			0			0			0	0	4	4
31	Maganoor			0			0			0	0	0	0
32	Makthal			0			0	12	7	19	6	0	6

S. No	Name of the Mandal	Enrolment - Out of School children - 2003 - 04											
		ALS			EGS (P)			NRBCs			RBC		
		Boys	Girls	Total	Boys	Girls	Total	Boys	Girls	Total	Boys	Girls	Total
33	Narwa			0			0			0	1	0	1
34	C.C.Kunta			0			0			0	0	0	0
35	Athmakur	12	15	27			0			0	0	9	9
36	Kothakota			0			0			0	8	1	9
37	P'mandadi	23	33	56			0			0	0	0	0
38	Ghanpur	10	12	22			0			0	8	8	16
39	Bijinepally	19	16	35			0			0	54	10	64
40	N.G.kurnool			0			0			0	8	9	17
41	Tadur	10	7	17			0			0	1	1	2
42	Theikapally			0			0			0	14	0	14
43	Uppununthala			0			0			0	30	15	45
44	Achampet			0			0			0	86	0	86
45	Amrabad	12	12	24			0			0	17	29	46
46	Balmoor	10	10	20			0			0	19	26	45
47	Lingal	6	9	15			0			0	0	10	10
48	P.K.pally			0			0			0	12	5	17
49	Kodair	49	39	88			0	10	2	12	9	15	24
50	Gopalpet	42	24	66			0	14	10	24	2	1	3
51	Wanaparthi	23	38	61			0			0	4	4	8
52	Pangal	4	11	15			0			0	5	5	10
53	Pebbair			0			0			0	2	0	2
54	Gadwal			0			0			0	0	0	0
55	Dharur	19	16	35			0			0	21	16	37
56	Maldakal			0			0			0	1	4	5
57	Gattu			0			0	16	13	29	2	12	14
58	Ieeja			0			0	21	12	33	0	0	0
59	Waddepally	3	4	7			0			0	0	1	1
60	Itikyala			0			0			0	3	3	6
61	Manopad			0			0			0	0	0	0
62	Alampur			0			0			0	0	0	0
63	WP.gandla			0			0			0	11	5	16
64	Kollapur	8	10	18			0			0	6	17	23
	Total	435	434	869	0	0	0	178	123	301	845	561	1406

6.3.6 - ST children - Out of School children particulars

No	Name of the Mandal	Out of School children - 2003 - 04						Children mainstreamed during the year 2003 - 04						Target for the year - 2004 - 05					
		6 - 11			11 - 14			6 - 11			11 - 14			6 - 11			11 - 14		
		Boys	Girls	Total	Boys	Girls	Total	Boys	Girls	Total	Boys	Girls	Total	Boys	Girls	Total	Boys	Girls	Total
1	Kodangal	36	59	95	42	51	93	26	30	56	12	8	20	10	29	39	30	43	73
2	Bomraspet	121	166	287	295	377	672	19	6	25	9	13	22	102	160	262	286	364	650
3	Koogi	43	43	86	47	43	90	6	8	14	4	5	9	37	35	72	43	38	81
4	Douthabad	54	61	115	51	76	127	14	10	24	6	6	12	40	51	91	45	70	115
5	Dameragidda	22	59	81	34	28	62	9	27	36	9	8	17	13	32	45	25	20	45
6	Haddur	135	141	276	103	84	187	17	5	22	6	6	12	118	136	254	97	78	175
7	Koli konda	190	275	465	154	218	372	11	48	59	5	16	21	179	227	406	149	202	351
8	Hanwada	53	75	128	45	75	120	12	26	38	5	5	10	41	49	90	40	70	110
9	Nawabpet	49	91	140	48	70	118	12	9	21	5	7	12	37	82	119	43	63	106
10	Balanagar	117	162	279	168	237	405	5	8	13	7	8	15	112	154	266	161	229	390
11	Kondurg	36	42	78	16	22	38	21	23	44	3	3	6	15	19	34	13	19	32
12	Farooqnagar	59	82	141	54	60	114	13	11	24	4	5	9	46	71	117	50	55	105
13	Kothur	13	31	44	15	16	31	12	23	35	11	7	18	1	8	9	4	9	13
14	Keshampet	23	64	87	37	30	67	22	59	81	25	7	32	1	5	6	12	23	35
15	Talakondapally	60	70	130	72	73	145	15	7	22	10	6	16	45	63	108	62	67	129
16	Amangal	33	38	71	110	107	217	13	17	30	52	2	54	20	21	41	58	105	163
17	Madgul	43	50	93	52	78	130	15	13	28	10	7	17	28	37	65	42	71	113
18	Wangoor	64	85	149	52	94	146	16	13	29	6	9	15	48	72	120	46	85	131
19	Veldanda	32	58	90	32	60	92	13	15	28	10	8	18	19	43	62	22	52	74
20	Kalwakurthy	27	46	73	42	40	82	18	15	33	8	2	10	9	31	40	34	38	72
21	Midjil	20	15	35	30	25	55	10	5	15	10	6	16	10	10	20	20	19	39
22	Thimmajipet	41	61	102	105	120	225	16	18	34	11	6	17	25	43	68	94	114	208
23	Judcherla	12	22	34	78	64	142	6	19	25	14	6	20	6	3	9	64	58	122
24	Bhoothpur	57	51	108	21	35	56	14	7	21	8	2	10	43	44	87	13	33	46
25	M'nagar @	38	50	88	38	52	90	8	12	20	4	7	11	30	38	68	34	45	79
26	Addakal	60	83	143	52	50	102	10	9	19	4	9	13	50	74	124	48	41	89
27	Devarkadra	50	25	75	78	45	123	20	7	27	16	5	21	30	18	48	62	40	102
28	Dhanwada	75	75	150	42	52	94	12	22	34	8	2	10	63	53	116	34	50	84
29	Narayanpet	80	93	173	89	126	215	25	15	40	7	17	24	55	78	133	82	109	191
30	Uttoor	10	21	31	6	14	20	6	13	19	1	7	8	4	8	12	5	7	12
31	Magancoor	10	15	25	7	18	25	2	4	6	3	4	7	8	11	19	4	14	18

No	Name of the Mandal	Out of School children - 2003 - 04						Children mainstreamed during the year 2003 - 04						Target for the year - 2004 - 05					
		6 - 11			11 - 14			6 - 11			11 - 14			6 - 11			11 - 14		
		Boys	Girls	Total	Boys	Girls	Total	Boys	Girls	Total	Boys	Girls	Total	Boys	Girls	Total	Boys	Girls	Total
32	Makthal	13	11	24	9	14	23	9	8	17	7	5	12	4	3	7	2	9	11
33	Narwa	34	32	66	22	15	37	10	12	22	5	3	8	24	20	44	17	12	29
34	C.C.Kunta	30	36	66	20	22	42	10	5	15	3	5	8	20	31	51	17	17	34
35	Athmakur	42	75	117	52	50	102	0	10	10	10	7	17	42	65	107	42	43	85
36	Kothakota	52	37	89	34	46	80	2	11	13	7	4	11	50	26	76	27	42	69
37	P'mandadi	33	64	97	48	54	102	11	31	42	12	2	14	22	33	55	36	52	88
38	Ghanpur	342	104	446	25	26	51	17	54	71	10	4	14	325	50	375	15	22	37
39	Bijinepally	75	148	223	102	152	254	16	32	48	6	10	16	59	116	175	96	142	238
40	N.G.kurnool	1	1	2	4	3	7	0	0	0	3	3	6	1	1	2	1	0	1
41	Tadur	5	11	16	6	3	9	4	8	12	1	1	2	1	3	4	5	2	7
42	Thekkapally	7	15	22	5	10	15	3	10	13	2	1	3	4	5	9	3	9	12
43	Uppunuthala	18	41	59	26	38	64	16	33	49	6	3	9	2	8	10	20	35	55
44	Achampet	155	316	471	117	171	288	50	170	220	5	3	8	105	146	251	112	168	280
45	Amrabad	60	104	164	88	125	213	40	46	86	20	8	28	20	58	78	68	117	185
46	Balmoor	40	54	94	39	60	99	7	6	13	6	7	13	33	48	81	33	53	86
47	Lingal	136	169	305	158	172	330	2	6	8	9	3	12	134	163	297	149	169	318
48	P.K.pally	41	49	90	23	19	42	9	20	29	5	1	6	32	29	61	18	18	36
49	Kodair	100	112	212	37	58	95	9	19	28	2	11	13	91	93	184	35	47	82
50	Gopalpet	261	125	386	70	116	186	23	15	38	5	2	7	238	110	348	65	114	179
51	Wanaparthy	76	91	167	51	59	110	0	50	50	9	5	14	76	41	117	42	54	96
52	Pangal	62	113	175	24	55	79	14	19	33	4	11	15	48	94	142	20	44	64
53	Pebbair	29	38	67	52	68	120	0	13	13	11	6	17	29	25	54	41	62	103
54	Gadwal	13	17	30	16	11	27	7	6	13	4	1	5	6	11	17	12	10	22
55	Dharur	74	119	193	82	109	191	6	13	19	7	2	9	68	106	174	75	107	182
56	Maldakal	7	19	26	14	7	21	6	7	13	6	6	12	1	12	13	8	1	9
57	Gattu	50	71	121	48	46	94	6	6	12	10	5	15	44	65	109	38	41	79
58	teeja	36	31	67	12	14	26	7	5	12	9	5	14	29	26	55	3	9	12
59	Waddepally	13	5	18	16	12	28	3	0	3	12	4	16	10	5	15	4	8	12
60	Kityala	5	4	9	6	5	11	3	3	6	4	4	8	2	1	3	2	1	3
61	Mianopad	1	2	3	4	2	6	1	2	3	2	2	4	0	0	0	2	0	2
62	Alampur	0	0	0	0	0	0	0	0	0	0	0	0	0	0	0	0	0	0
63	WP.gandla	10	17	27	18	15	33	4	4	8	9	3	12	6	13	19	9	12	21
64	Kotlapur	59	51	110	92	130	222	8	3	11	7	10	17	51	48	99	85	120	205
	GRAND TOTAL	3543	4291	7834	3335	4127	7462	721	1131	1852	511	356	867	2822	3160	5982	2824	3771	6595

6.3.7 - SC children - Out of School children particulars

S. No	Name of the Mandal	Out of School children - 2002 - 03						Children mainstreamed during the year 2003 - 04						Target for the year - 2004 - 05					
		6 - 11			11 - 14			6 - 11			11 - 14			6 - 11			11 - 14		
		Boys	Girls	Total	Boys	Girls	Total	Boys	Girls	Total	Boys	Girls	Total	Boys	Girls	Total	Boys	Girls	Total
1	Kodangal	84	98	182	92	102	194	25	42	67	9	3	12	59	56	115	83	99	182
2	Bomraspet	111	111	222	74	74	148	78	73	151	6	4	10	33	38	71	68	70	138
3	Kosgi	88	99	187	116	102	218	20	72	92	9	7	16	68	27	95	107	95	202
4	Doulthabad	102	95	197	112	86	198	78	45	123	20	10	30	24	50	74	92	76	168
5	Damaragidda	184	191	375	154	136	290	82	83	165	12	5	17	102	108	210	142	131	273
6	Maddur	161	217	378	108	145	253	21	75	96	47	79	126	140	142	282	61	66	127
7	Koil konda	143	149	292	95	99	194	75	64	139	67	60	127	68	85	153	28	39	67
8	Hanwada	65	61	126	44	41	85	39	25	64	20	16	36	26	36	62	24	25	49
9	Nawabpet	53	73	126	72	48	120	24	34	58	11	6	17	29	39	68	61	42	103
10	Balanagar	46	69	115	42	46	88	27	52	79	8	6	14	19	17	36	34	40	74
11	Kondurg	61	76	137	52	50	102	42	49	91	5	12	17	19	27	46	47	38	85
12	Farooqnagar	22	20	42	15	18	33	7	8	15	3	2	5	15	12	27	12	16	28
13	Kothur	14	19	33	9	13	22	11	16	27	8	4	12	3	3	6	1	9	10
14	Keshampet	40	45	85	27	30	57	31	35	66	17	5	22	9	10	19	10	25	35
15	Talakondapally	45	70	115	39	52	91	34	44	78	6	5	11	11	26	37	33	47	80
16	Amangal	31	25	56	52	78	130	21	13	34	10	3	13	10	12	22	42	75	117
17	Madgui	43	59	102	36	48	84	35	8	43	8	6	14	8	51	59	28	42	70
18	Wangoor	87	125	212	96	112	208	43	52	95	9	4	13	44	73	117	87	108	195
19	Veldanda	22	31	53	25	29	54	16	26	42	5	5	10	6	5	11	20	24	44
20	Kalwakurthy	77	112	189	62	82	144	45	41	86	7	4	11	32	71	103	55	78	133
21	Midjil	43	74	117	98	85	183	13	34	47	18	15	33	30	40	70	80	70	150
22	Thimmajipet	31	48	79	26	32	58	19	42	61	6	4	10	12	6	18	20	28	48
23	Jadcherla	41	51	92	42	92	134	40	45	85	6	8	14	1	6	7	36	84	120
24	Bhoothpur	49	62	111	32	42	74	14	17	31	2	15	17	35	45	80	30	27	57
50	Mahabubnagar	72	74	146	58	68	126	41	45	86	26	19	45	34	32	66	44	56	100
26	Addakal	89	86	175	59	58	117	23	35	58	0	6	6	66	51	117	59	52	111
27	Devarkadra	96	92	188	46	42	88	18	6	24	12	1	13	78	86	164	34	41	75
28	Dhanwada	80	79	159	72	68	140	48	55	103	6	6	12	32	24	56	66	62	128
58	Narayanpet	201	212	413	150	141	291	99	121	220	73	65	138	115	111	226	87	82	169
30	Utkoor	76	92	168	62	88	150	27	44	71	3	13	16	49	48	97	59	75	134
31	Maganoor	114	133	247	115	106	221	46	72	118	8	5	13	68	61	129	107	101	208
32	Makthal	186	179	365	125	136	261	9	33	42	4	6	10	177	146	323	121	130	251
33	Narwa	113	150	263	75	110	185	69	89	158	22	9	31	44	61	105	53	101	154
34	C.C.Kunta	87	111	198	89	109	198	24	42	66	14	6	20	63	69	132	75	103	178

S. No	Name of the Mandal	Out of School children - 2002 - 03						Children mainstreamed during the year 2003 - 04						Target for the year - 2004 - 05					
		6 - 11			11 - 14			6 - 11			11 - 14			6 - 11			11 - 14		
		Boys	Girls	Total	Boys	Girls	Total	Boys	Girls	Total	Boys	Girls	Total	Boys	Girls	Total	Boys	Girls	Total
35	Athmakur	64	113	177	48	84	132	1	40	41	10	7	17	63	73	136	38	77	115
36	Kothakota	103	125	228	69	84	153	46	49	95	48	52	100	57	76	133	21	32	53
37	Peddmandadi	64	78	142	42	52	94	28	33	61	11	22	33	36	45	81	31	30	61
38	Ghanpur	78	97	175	52	64	116	47	61	108	41	52	93	31	36	67	11	12	23
39	Bijinepally	135	204	339	125	136	261	53	89	142	23	33	56	82	115	197	102	103	205
40	Nagarkurnool	103	100	203	78	67	145	69	45	114	9	14	23	34	55	89	69	53	122
41	Tadur	89	110	199	60	74	134	71	85	156	34	51	85	18	25	43	26	23	49
42	Theikapally	86	107	193	72	85	157	47	52	99	5	8	13	39	55	94	67	77	144
43	Uppunuthala	54	52	106	36	34	70	44	43	87	3	12	15	10	9	19	33	22	55
44	Achampet	50	71	121	42	52	94	26	45	71	4	4	8	24	26	50	38	48	86
45	Amrabad	40	56	96	36	38	74	32	37	69	7	6	13	8	19	27	29	32	61
46	Balmoor	118	136	254	79	91	170	31	33	64	32	29	61	87	103	190	47	62	109
47	Lingal	97	119	216	64	80	144	42	41	83	10	3	13	55	78	133	54	77	131
48	Peddakothapally	175	222	397	116	148	264	96	131	227	55	81	136	79	91	170	61	67	128
49	Kodair	91	137	228	61	91	152	33	84	117	38	41	79	58	53	111	23	50	73
50	Gopalpet	234	232	466	208	154	362	8	75	83	19	17	36	226	157	383	189	137	326
51	Wanaparthy	88	109	197	59	73	132	52	87	139	40	41	81	36	22	58	19	32	51
52	Pangal	91	156	247	84	104	188	6	63	69	14	82	96	85	93	178	70	22	92
53	Pebbair	123	150	273	128	122	250	43	71	114	20	7	27	80	79	159	108	115	223
108	Gadwal	138	204	342	128	177	305	110	137	247	34	9	43	28	64	92	108	170	278
55	Dharur	256	347	603	254	335	589	95	152	247	15	7	22	161	195	356	239	328	567
56	Maldakal	170	216	386	113	144	257	115	167	282	57	96	153	55	49	104	56	48	104
57	Gattu	374	523	897	298	349	647	16	147	163	12	51	63	358	376	734	286	298	584
58	leeja	580	572	1152	387	382	769	189	122	311	205	44	249	391	450	841	182	338	520
59	Waddepally	197	321	518	132	214	346	63	171	234	104	154	258	134	150	284	28	60	88
60	Itikyala	112	197	309	75	132	207	81	123	204	15	62	77	31	74	105	60	70	130
61	Manopad	70	95	165	98	72	170	32	38	70	18	7	25	38	57	95	80	65	145
62	Alampur	48	62	110	78	98	176	8	5	13	22	26	48	40	57	97	56	72	128
63	Weepangandla	47	78	125	48	68	116	9	19	28	7	5	12	38	59	97	41	63	104
64	Koilapur	93	104	197	108	136	244	2	0	2	12	10	22	91	104	195	96	126	222
	Grand Total	6725	8281	15006	5549	6308	11857	2739	3782	6521	1411	1457	2868	4002	4519	8521	4174	4866	9040

6.4.1 - Education of Children with Special Needs (IED)

S. No	Name of the District	Child Population		In-school		Out of School		Mainstreamed through EGS & AIE - 2003 - 04			
		6 - 11	11 - 14	6 - 11	11 - 14	6 - 11	11 - 14	RBC		NRBC	
								Boys	Girls	Boys	Girls
1	Kodangal	27	30	17	21	10	9				
2	Bomraspet	90	80	63	44	27	36				
3	Kosgi	89	52	54	28	35	24				
4	Doulthabad	87	51	77	32	10	19				
5	Damaragidda	59	37	47	17	12	20				
6	Maddur	124	112	78	53	46	59				
7	Koil konda	139	46	112	36	27	10				
8	Hanwada	87	52	56	24	31	28				
9	Nawabpet	90	59	60	36	30	23				
10	Balanagar	80	53	64	36	16	17				
11	Kondurg	45	28	25	20	20	8				
12	Farooqnagar	130	107	94	54	36	53				
13	Kothur	75	74	61	52	14	22				
14	Keshampet	81	53	59	35	22	18				
15	T.K.Pally	107	78	78	58	29	20				
16	Amangal	72	73	25	21	47	52				
17	Madgul	77	49	61	25	16	24				
18	Wangoor	45	109	35	38	10	71				
19	Veldanda	64	46	46	26	18	20				
20	Kalwakurthy	48	84	31	55	17	29				
21	Midjil	89	79	70	38	19	41				
22	Thimmajipet	63	27	34	16	29	11				
23	Jadcherla	113	73	95	41	18	32				
24	Bhoothpur	127	104	50	33	77	71				
25	M'nagar @	332	309	243	252	89	57				
26	Addakal	104	94	81	63	23	31				
27	Devarkadra	101	52	77	32	24	20				
28	Dhanwada	86	62	51	51	35	11				
29	Narayanpet	124	98	87	48	37	50				
30	Utkoor	160	105	84	50	76	55				
31	Maganoor	94	58	75	30	19	28				

S. No	Name of the District	Child Population		In-school		Out of School		Mainstreamed through EGS & AIE - 2003 - 04			
		6 - 11	11 - 14	6 - 11	11 - 14	6 - 11	11 - 14	RBC		NRBC	
								Boys	Girls	Boys	Girls
32	Makthal	133	93	81	39	52	54				
33	Narwa	92	61	61	18	31	43				
34	C.C.Kunta	111	86	55	42	56	44				
35	Athmakur	49	61	47	36	2	25				
36	Kothakota	101	67	35	36	66	31				
37	P'mandadi	41	48	20	32	21	16				
38	Ghanpur	135	55	96	46	39	9				
39	Bijinepally	109	69	78	41	31	28				
40	N.G.kurnool	112	73	92	55	20	18				
41	Tadur	52	17	28	11	24	6				
42	Theikapally	89	82	59	50	30	32				
43	Uppununthala	77	32	75	28	2	4				
44	Achampet	111	83	82	62	29	21				
45	Amrabad	138	89	104	65	34	24				
46	Balmoor	116	113	77	65	39	48				
47	Lingal	114	105	55	50	59	55				
48	P.K.pally	137	102	89	58	48	44				
49	Kodair	79	72	44	39	35	33				
50	Gopalpet	147	119	93	74	54	45				
51	Wanaparthi	113	72	65	36	48	36				
52	Pangal	263	107	201	78	62	29				
53	Pebbair	84	72	49	41	35	31				
54	Gadwal	210	136	125	81	85	55				
55	Dharur	164	82	78	23	86	59				
56	Maldakal	104	79	59	38	45	41				
57	Gattu	150	127	58	23	92	104				
58	Ieeja	184	122	94	50	90	72				
59	Waddepally	174	184	93	89	81	95				
60	Itikyala	61	154	40	138	21	16				
61	Manopad	149	105	102	34	47	71				
62	Alampur	87	79	59	51	28	28				
63	WP.gandla	133	100	89	63	44	37				
64	Kollapur	310	124	91	60	219	64				
	Total	7138	5304	4564	3017	2574	2207				

6.4.2 - Education of Children with Special Needs (IED)

District : MAHABUBNAGAR

S. No	Name of the Mandal	Children identified through Assessment Camps		Special Teacher Training			Aids and Appliances			Target - coverage of Out of School children	
				2003 - 04		Target 2004 - 05	2003 - 04		2004 - 05	Boys	Girls
				Planned	Trained	Planned	Planned	Supplied	Planned		
1	Kodangal			1	1	39	2		2	0	0
2	Bomraspet			1	1	32	3		3	11	3
3	Kosgi			1		38			5	4	4
4	Doulothabad			1		32			7	0	0
5	Damaragidda			1	1	32			6	5	2
6	Maddur	5	5	1	1	40	2		2	8	9
7	Koil konda			1	1	44	3		4	4	93
8	Hanwada			1	1	40	2		2	10	10
9	Nawabpet			1	1	34	3		3	7	4
10	Balanagar	2	2	1	1	45	3		4	1	2
11	Kondurg			1		36	3		3	2	1
12	Farooqnagar			1		40			4	6	4
13	Kothur			1		40			3	0	0
14	Keshampet			1	1	41	3		3	0	1
15	Talakondapally			1	1	40	3		4	6	1
16	Amangal			1		39			4	0	0
17	Madgul			1		32			6	0	0
18	Wangoor			1		36			2	4	4
19	Veldanda			1		42			3	1	2
20	Kalwakurthy			1		40			4	3	6
21	Midjil			1		34			5	7	8
22	Thimmajipet			1	1	36	3		3	3	4
23	Jadcherla			1		48			5	5	6
24	Bhoothpur			1	1	41	2		2	59	64
25	Mahabubnagar			2	1	45	2		2	7	6
26	Addakal			1	1	42	3		4	9	6
27	Devarkadra			1		40			3	9	6
28	Dhanwada	5	3	1	1	41	2		2	1	7
29	Narayanpet	13	7	1	1	50	3		3	31	28
30	Uttoor	5	4	1	1	42	1		1	6	5

S. No	Name of the Mandal	Children identified through Assessment Camps		Special Teacher Training			Aids and Appliances			Target - coverage of Out of School children	
				2003 - 04		Target 2004 - 05	2003 - 04		2004 - 05		
		6 - 11	11 - 14	Planned	Trained	Planned	Planned	Supplied	Planned	Boys	Girls
31	Maganoor	3	3	1	1	39		2	2	4	10
32	Makthal			1	1	48		2	2	20	15
33	Narwa	5	3	1	1	32		2	2	6	5
34	C.C.Kunta			1		33			3	6	4
35	Athmakur			1		49			2	3	1
36	Kothakota			1		38			2	2	8
37	Peddmandadi			1		30			2	1	2
38	Ghanpur			1		36			5	3	0
39	Bijinepally			1		39			3	5	6
40	Nagarkurnool	9	6	1	1	46	5		5	2	2
41	Tadur			1	1	42	4		4	3	0
42	Theikapally	3	2	1	1	41	3		3	5	6
43	Uppununthala	3	1	1	1	40	2		2	0	0
44	Achampet	3	3	1	1	48	3		3	2	3
45	Amrabad	5	3	1	1	46	4		3	3	4
46	Balmoor	2	4	1	1	42	4		4	1	0
47	Lingal	10	8	1	1	42	3		3	8	7
48	Peddakothapally	10	6	1	1	40	2		2	16	13
49	Kodair	3	4	1	1	35	4		4	7	4
50	Gopalpet			1	1	38	3		3	22	20
51	Wanaparthi	7	2	1	1	54	2		2	15	28
52	Pangal	9	10	1	1	45	4		3	8	4
53	Pebbair			1	1	46	2		2	29	26
54	Gadwal	25	16	2	1	58	2		2	10	8
55	Dharur	19	10	1	1	39	2		2	16	16
56	Maldakal	20	17	1	1	40	3		3	4	9
57	Gattu	10	11	1	1	40	4		4	30	28
58	Ieeja	10	9	1	1	46	4		4	31	13
59	Waddepally			1	1	38	4		3	12	9
60	Itikyala	20	13	1	1	36	3		3	13	81
61	Manopad			1	1	32	2		2	5	3
62	Alampur			1		39	3		3	0	0
63	Weepangandla			1	1	38	2		2	9	5
64	Kollapur	37	25	1	1	42	2		2	15	12
	Total	243	177	66	44	2578	125	0	200	525	638

6.5.1 - Children - Out of School children particulars

District : MAHABUBNAGAR

S. No	Name of the Mandal	Out of School children - 2003 - 04						Children mainstreamed during the year 2003 - 04						Target for the year - 2004 - 05					
		6 - 11			11 - 14			6 - 11			11 - 14			6 - 11			11 - 14		
		Boys	Girls	Total	Boys	Girls	Total	Boys	Girls	Total	Boys	Girls	Total	Boys	Girls	Total	Boys	Girls	Total
1	Kodangal	242	269	511	314	361	675	63	51	114	23	16	39	179	218	397	291	345	636
2	Bomraspet	524	647	1171	643	750	1393	212	301	513	32	30	62	312	346	658	611	720	1331
3	Kosgi	388	388	776	503	504	1007	49	107	156	36	41	77	339	281	620	467	463	930
4	Doulthabad	383	403	786	558	510	1068	97	14	111	66	18	84	286	389	675	492	492	984
5	Damaragidda	678	857	1535	561	641	1202	174	337	511	25	25	50	504	520	1024	536	616	1152
6	Maddur	793	916	1709	520	700	1220	51	25	76	99	225	324	742	891	1633	421	475	896
7	Koil konda	736	738	1474	657	835	1492	227	64	291	166	225	391	509	674	1183	491	610	1101
8	Hanwada	236	249	485	240	260	500	88	54	142	77	55	132	148	195	343	163	205	368
9	Nawabpet	263	340	603	282	377	659	50	49	99	40	118	158	213	291	504	242	259	501
10	Balanagar	198	282	480	332	514	846	25	57	82	35	124	159	173	225	398	297	390	687
11	Kondurg	114	150	264	208	277	485	54	75	129	78	148	226	60	75	135	130	129	259
12	Farooqnagar	131	146	277	177	201	378	28	14	42	80	83	163	103	132	235	97	118	215
13	Kothur	35	44	79	62	95	157	28	27	55	36	55	91	7	17	24	26	40	66
14	Keshampet	65	120	185	121	178	299	45	94	139	72	105	177	20	26	46	49	73	122
15	T.K.Pally	154	173	327	164	270	434	86	59	145	21	82	103	68	114	182	143	188	331
16	Amangal	108	125	233	156	215	371	73	83	156	36	13	49	35	42	77	120	202	322
17	Madgul	133	204	337	143	218	361	61	56	117	12	17	29	72	148	220	131	201	332
18	Wangoor	251	348	599	301	450	751	72	78	150	19	53	72	179	270	449	282	397	679
19	Veldanda	57	125	182	104	195	299	21	49	70	23	76	99	36	76	112	81	119	200
20	Kalwakurthy	180	240	420	236	380	616	71	32	103	36	88	124	109	208	317	200	292	492
21	Midjil	178	150	328	201	302	503	32	68	100	33	111	144	146	82	228	168	191	359
22	Thimmajipet	145	216	361	198	285	483	63	101	164	44	59	103	82	115	197	154	226	380
23	Jadcherla	83	110	193	227	289	516	76	98	174	42	50	92	7	12	19	185	239	424
24	Bhoothpur	185	233	418	201	280	481	37	81	118	91	147	238	148	152	300	110	133	243
25	M'nagar @	201	283	484	212	256	468	81	148	229	30	38	68	120	135	255	182	218	400
26	Addakal	442	558	1000	430	438	868	17	79	96	30	43	73	425	479	904	400	395	795
27	Devarkadra	305	395	700	330	473	803	82	144	226	33	44	77	223	251	474	297	429	726
28	Dhanwada	218	281	499	274	306	580	90	116	206	37	30	67	128	165	293	237	276	513
29	Narayanpet	949	1129	2078	894	974	1868	486	581	1067	395	461	856	463	548	1011	499	513	1012
30	Utkoor	488	565	1053	330	500	830	249	323	572	10	36	46	239	242	481	320	464	784
31	Maganoor	477	575	1052	597	676	1273	13	44	57	15	97	112	464	531	995	582	579	1161
32	Makthal	689	769	1458	816	962	1778	73	239	312	148	175	323	616	530	1146	668	787	1455

S. No	Name of the Mandal	Out of School children - 2003 - 04						Children mainstreamed during the year 2003 - 04						Target for the year - 2004 - 05					
		6 - 11			11 - 14			6 - 11			11 - 14			6 - 11			11 - 14		
		Boys	Girls	Total	Boys	Girls	Total	Boys	Girls	Total	Boys	Girls	Total	Boys	Girls	Total	Boys	Girls	Total
33	Narwa	392	532	924	596	733	1329	156	266	422	258	281	539	236	266	502	338	452	790
34	C.C.Kunta	370	443	813	471	653	1124	85	123	208	42	91	133	285	320	605	429	562	991
35	Athmakur	374	478	852	414	546	960	76	50	126	74	137	211	298	428	726	340	409	749
36	Kothakota	378	390	768	325	395	720	96	57	153	153	239	392	282	333	615	172	156	328
37	P'mandadi	224	290	514	222	304	526	91	85	176	26	49	75	133	205	338	196	255	451
38	Ghanpur	446	267	713	230	340	570	7	72	79	149	234	383	439	195	634	81	106	187
39	Bijinepally	403	551	954	556	702	1258	24	10	34	34	59	93	379	541	920	522	643	1165
40	N.G.kurnool	169	232	401	211	272	483	68	69	137	20	70	90	101	163	264	191	202	393
41	Tadur	189	221	410	180	262	442	145	161	306	101	196	297	44	60	104	79	66	145
42	Theikapally	169	232	401	254	350	604	76	72	148	49	105	154	93	160	253	205	245	450
43	Uppununthala	86	107	193	152	201	353	67	81	148	39	54	93	19	26	45	113	147	260
44	Achampet	303	348	651	434	585	1019	121	100	221	194	280	474	182	248	430	240	305	545
45	Amrabad	158	179	337	243	318	561	101	61	162	53	69	122	57	118	175	190	249	439
46	Balmoor	264	318	582	227	340	567	27	19	46	73	124	197	237	299	536	154	216	370
47	Lingal	459	499	958	491	632	1123	136	114	250	41	120	161	323	385	708	450	512	962
48	P.K.pally	500	659	1159	516	583	1099	151	238	389	240	278	518	349	421	770	276	305	581
49	Kodair	371	497	868	324	519	843	105	207	312	137	270	407	266	290	556	187	249	436
50	Gopalpet	769	809	1578	505	689	1194	80	262	342	121	251	372	689	547	1236	384	438	822
51	Wanaparthly	346	364	710	252	366	618	44	128	172	90	120	210	302	236	538	162	246	408
52	Pangal	530	592	1122	394	516	910	51	17	68	185	350	535	479	575	1054	209	166	375
53	Pebbair	341	404	745	398	564	962	109	98	207	47	48	95	232	306	538	351	516	867
54	Gadwal	436	628	1064	643	778	1421	188	250	438	110	11	121	248	378	626	533	767	1300
55	Dharur	1371	1516	2887	1231	1611	2842	428	258	686	49	29	78	943	1258	2201	1182	1582	2764
56	Maldakal	709	781	1490	550	677	1227	125	281	406	139	209	348	584	500	1084	411	468	879
57	Gattu	1718	2068	3786	1652	2257	3909	82	129	211	154	706	860	1636	1939	3575	1498	1551	3049
58	Ieeja	2212	2436	4648	1352	1279	2631	626	778	1404	54	597	651	1586	1658	3244	1298	682	1980
59	Waddepally	455	655	1110	344	757	1101	41	162	203	243	544	787	414	493	907	101	213	314
60	Itikyala	356	498	854	326	577	903	199	269	468	64	291	355	157	229	386	262	286	548
61	Manopad	181	203	384	261	366	627	23	17	40	77	119	196	158	186	344	184	247	431
62	Alampur	207	238	445	325	306	631	6	15	21	44	39	83	201	223	424	281	267	548
63	WP.gandla	146	218	364	144	231	375	29	48	77	14	42	56	117	170	287	130	189	319
64	Kollapur	385	364	749	466	475	941	57	13	70	120	49	169	328	351	679	346	426	772
	Total	25446	30045	55491	25681	32856	58537	6494	8158	14652	5114	8949	14063	18952	21887	40839	20567	23907	44474

SARVA SIKSHA ABHIYAN :: MAHABUBNAGAR
LIST OF ADDITIONALPOSTS REQUIRED IN HIGH SCHOOLS

District : Mahabubnagar

Sl.No.	Mandal Name	Posts Required				Sanctioned Posts												Additional Posts required						
		SA	TP1	HP1	PD2	SA-M	SA-E	SA-PS	SA-BS	SA-SS	TP1	HP1	TP2	HP2	PD	SGT	PET	SA	TP1	HP1	PD	TP2	HP2	PET
1	KODANGAL	28	6	5	5	3	3	4	4	5	8	2	1	3	0	1	3	9	-2	3	5	0	0	0
2	BOMRASPET	25	5	4	4	3	5	5	5	4	2	2	3	2	0	7	2	3	3	2	4	0	0	0
3	KOSGI	46	12	7	7	7	7	6	7	8	3	3	2	4	1	0	2	11	9	4	6	0	0	0
4	DOULTABAD	20	5	3	3	4	4	3	3	3	2	2	3	1	0	0	1	3	3	1	3	0	0	0
5	DAMARGIDDA	37	9	6	6	4	4	5	4	5	3	3	3	2	0	4	1	15	6	3	6	0	0	0
6	MADDUR	32	7	5	5	5	4	4	2	5	1	1	3	3	0	4	1	12	6	4	5	0	0	0
7	KOILKONDA	58	13	8	9	9	7	7	6	8	3	3	3	5	1	2	2	21	10	5	8	0	0	0
8	HANWADA	36	8	6	6	6	5	5	5	5	2	2	3	4	0	1	1	10	6	4	6	0	0	0
9	NAWABPET	56	13	8	8	8	8	5	9	9	5	5	7	3	1	3	2	17	8	3	7	0	0	0
10	BALANAGAR	62	15	9	9	7	7	6	6	6	6	5	3	0	1	12	4	30	9	4	8	0	0	0
11	KONDUR	44	11	6	6	4	5	5	5	6	2	2	2	3	0	7	2	19	9	4	6	0	0	0
12	FAROOQNAGAR	61	15	10	10	10	8	8	10	9	5	4	7	6	0	7	6	16	10	6	10	0	0	0
13	KOTHUR	57	14	9	9	6	4	7	6	6	3	3	4	3	1	5	2	28	11	6	8	0	0	0
14	KESHAMPET	52	12	9	9	5	5	5	5	6	3	3	3	2	1	5	1	26	9	6	8	0	0	0
15	TALKONDAPALLY	65	14	10	10	8	8	6	7	9	5	4	7	5	0	3	2	27	9	6	10	0	0	0
16	AMANGAL	41	10	6	7	5	6	7	6	5	5	5	4	2	1	13	1	12	5	1	6	0	0	0
17	MADGUL	50	13	9	9	7	8	7	7	8	4	3	6	5	1	6	6	13	9	6	8	0	0	0
18	WANGOOR	51	11	9	9	7	7	7	5	6	4	3	4	3	1	9	3	19	7	6	8	0	0	0
19	VELDANDA	41	9	7	8	7	5	4	4	8	2	2	4	4	1	8	1	13	7	5	7	0	0	0
20	KALWAKURTHY	36	8	6	6	5	4	5	4	6	2	3	5	4	0	5	4	12	6	3	6	0	0	0
21	MIDJIL	33	8	5	5	5	5	5	5	5	4	3	5	3	0	2	3	8	4	2	5	0	0	0
22	THIMMAJIPET	32	8	6	5	4	4	4	4	5	3	4	2	2	0	1	3	11	5	2	5	0	0	0
23	JADCHERLA	63	15	10	10	10	8	7	8	10	5	3	6	6	0	7	6	20	10	7	10	0	0	0
24	BHOOTHPUR	41	10	7	7	5	6	6	7	7	1	1	4	5	1	3	3	10	9	6	6	0	0	0
25	MAHABUBNAGAR	100	24	17	17	17	13	13	14	19	8	8	9	9	0	8	9	24	16	9	17	0	0	0
26	ADDAKAL	67	15	11	11	10	8	9	9	11	6	5	5	5	1	4	2	20	9	6	10	0	0	0
27	DEVARAKADRA	53	11	7	7	5	5	6	6	7	3	3	5	2	0	0	3	24	8	4	7	0	0	0
28	DHANWADA	61	15	10	10	7	9	7	8	7	4	4	4	4	1	2	3	23	11	6	9	0	0	0
29	NARAYANPET	33	10	5	5	6	5	4	5	6	4	4	3	1	0	0	2	7	6	1	5	0	0	0
30	UTKOOR	15	3	3	3	3	3	3	3	3	2	2	2	1	0	1	2	0	1	1	3	0	0	0
31	MAGANNOOR	31	7	6	6	4	3	6	5	5	1	1	4	4	0	5	1	8	6	5	6	0	0	0
32	MAKTHAL	35	8	6	6	5	5	6	6	6	2	2	2	3	0	7	3	7	6	4	6	0	0	0
33	NARWA	28	6	5	5	4	3	4	5	5	2	3	2	2	0	5	1	7	4	2	5	0	0	0
34	C.C.KUNTA	52	12	7	8	8	7	7	6	7	4	4	3	4	0	0	5	17	8	3	8	0	0	0
35	ATMAKUR	38	10	6	6	5	5	5	6	5	5	5	4	2	1	1	4	12	5	1	5	0	0	0
36	KOTHAKOTA	53	12	9	9	10	8	7	8	9	5	4	4	5	1	1	3	11	7	5	8	0	0	0
37	PEDDAMANDADI	21	5	3	4	3	4	3	3	4	2	2	1	2	0	4	1	4	3	1	4	0	0	0
38	GHPANPUR	42	11	7	7	6	7	7	7	6	4	4	3	2	2	3	4	9	7	3	5	0	0	0
39	BIJENEPALLY	42	9	8	8	8	9	8	8	8	5	5	4	4	1	4	4	1	4	3	7	0	0	0

Sl.No.	Mandal Name	Posts Required				Sanctioned Posts												Additional Posts required						
		SA	TP1	HP1	PD2	SA-M	SA-E	SA-PS	SA-BS	SA-SS	TP1	HP1	TP2	HP2	PD	SGT	PET	SA	TP1	HP1	PD	TP2	HP2	PET
40	NAGARKURNOOL	46	10	7	7	6	6	7	7	7	4	4	3	2	0	7	3	13	6	3	7	0	0	0
41	TADOOR	30	7	5	5	5	5	4	5	5	4	2	3	3	0	5	2	6	3	3	5	0	0	0
42	TELKAPALLY	36	9	6	6	5	7	6	6	5	5	2	2	4	0	6	3	7	4	4	6	0	0	0
43	UPPUNUNTHALA	15	4	2	2	3	2	2	2	2	2	2	2	0	0	1	0	4	2	0	2	0	0	0
44	ACHAMPET	36	8	5	5	7	5	6	6	6	4	3	3	2	0	4	3	6	4	2	5	0	0	0
45	AMARABAD	42	10	7	7	8	7	6	6	6	6	6	5	2	1	3	5	9	4	1	6	0	0	0
46	BALMOOR	33	7	5	5	6	6	5	3	5	3	3	3	3	0	1	1	8	4	2	5	0	0	0
47	LINGAL	13	3	2	2	2	3	2	2	2	2	2	1	2	1	0	1	2	1	0	1	0	0	0
48	PEDDAKOTHAPALLY	35	9	5	5	5	5	5	5	5	4	4	4	3	0	0	3	10	5	1	5	0	0	0
49	KODAIR	27	6	5	5	4	5	4	4	4	3	3	1	1	0	0	2	6	3	2	5	0	0	0
50	GOPALPET	44	10	8	8	7	8	6	6	7	5	4	6	4	0	3	4	10	5	4	8	0	0	0
51	WANAPARTHY	73	17	12	12	5	3	4	9	11	2	3	2	5	1	1	3	41	15	9	11	0	0	0
52	PANGAL	47	11	7	7	2	3	2	2	3	2	2	2	1	1	0	0	35	9	5	6	0	0	0
53	PEBBAIR	55	12	9	10	8	10	10	9	8	4	5	6	4	1	14	5	10	8	4	9	0	0	0
54	GADWAL	70	15	10	11	14	9	7	11	14	6	6	5	5	1	12	5	15	9	4	10	0	0	0
55	DHAROOR	38	8	6	7	4	3	6	5	6	2	2	3	1	0	3	2	14	6	4	7	0	0	0
56	MALDAKAL	29	6	5	5	4	5	4	5	5	2	2	2	2	0	5	3	6	4	3	5	0	0	0
57	GATTU	26	6	5	5	4	4	4	5	5	1	2	3	2	0	1	3	4	5	3	5	0	0	0
58	IEEJA	60	13	11	11	11	11	6	10	11	4	3	2	3	1	14	1	11	9	8	10	0	0	0
59	WADDEPALLY	56	13	10	10	8	9	9	6	9	4	4	3	2	0	11	1	15	9	6	10	0	0	0
60	ITIKYAL	38	9	7	7	5	6	5	6	6	3	1	1	2	0	7	3	10	6	6	7	0	0	0
61	MANOPAD	32	7	5	5	4	5	5	4	5	2	2	2	2	1	0	3	9	5	3	4	0	0	0
62	ALAMPUR	39	10	7	7	7	7	7	7	7	3	3	4	4	0	4	6	4	7	4	7	0	0	0
63	VEEPANGANDLA	49	12	8	8	9	9	8	8	8	5	5	5	5	0	5	5	7	7	3	8	0	0	0
64	KOLLAPUR	66	16	10	10	13	13	11	11	12	6	5	6	7	0	5	7	6	10	5	10	0	0	0
	Grand Total	2773	647	449	456	401	387	369	383	426	228	207	228	201	26	272	183	807	419	242	430	0	0	0

SARVA SIKSHA ABHIYAN :: MAHABUBNAGAR
LIST OF ADDITIONALPOSTS REQUIRED IN HIGH SCHOOLS

District : Mahabubnagar

Sl.No.	Mandal Name	Name of the school	Posts Required				Sanctioned Posts													Additional Posts required			
			SA	TP1	HP1	PD2	SA-M	SA-E	SA-PS	SA-BS	SA-SS	TP1	HP1	TP2	HP2	PD	SGT	PET	SA	TP1	HP1	PD	
1	KODANGAL	MP CUPS PEDDANANDIGAMA	5	1	1	1	0	0	0	1	1	0	0	0	0	0	1	0	3	1	1	1	
2	KODANGAL	MP CUPS, RAWULAPALLY	5	1	1	1	0	0	1	0	1	5	0	0	1	0	0	0	3	-4	1	1	
3	KODANGAL	ZPHS	5	1	1	1	1	1	1	1	1	0	0	1	0	0	1	0	0	0	1	1	
4	KODANGAL	ZPHS	8	2	1	1	1	1	1	1	1	1	1	0	0	0	0	1	3	1	0	1	
5	KODANGAL	ZPHS, ANGADI RAICHUR	5	1	1	1	1	1	1	1	1	1	1	1	1	0	0	1	0	0	0	1	
1	KODANGAL		28	6	5	5	3	3	4	4	5	8	2	1	3	0	1	3	9	-2	3	5	
6	BOMRASPET	ZPHS, CHOWDERPALLY	5	1	1	1	0	1	1	1	1	0	0	1	1	0	2	0	1	1	1	1	
7	BOMRASPET	ZPHS, BOMRASPET	10	2	1	1	1	2	2	2	1	1	1	1	0	0	2	1	2	1	0	1	
8	BOMRASPET	ZPHS DYDYAL	5	1	1	1	1	1	1	1	1	1	1	0	0	0	1	0	0	0	0	1	
9	BOMRASPET	ZPHS, HAKEEMPET	5	1	1	1	1	1	1	1	1	0	0	1	1	0	2	1	0	1	1	1	
2	BOMRASPET		25	5	4	4	3	5	5	5	4	2	2	3	2	0	7	2	3	3	2	4	
10	KOSGI	ZP HS, KOSGI	5	1	1	1	1	1	1	1	1	0	0	0	1	0	0	0	1	1	1	1	
11	KOSGI	ZPHS, MUSHRIFA	6	2	1	1	1	1	0	1	1	0	0	0	1	0	0	0	2	2	1	1	
12	KOSGI	Z P HIGH SCHOOL, MIRJAPUR	5	1	1	1	1	0	1	0	1	0	0	1	1	0	0	0	2	1	1	1	
13	KOSGI	ZPHS	9	2	1	1	1	2	1	2	1	0	0	1	1	1	0	0	2	2	1	0	
14	KOSGI	ZPHS	6	2	1	1	1	1	1	1	1	1	1	0	0	0	0	0	1	1	0	1	
15	KOSGI	ZPHS, GUNDUMAL	9	2	1	1	1	1	1	1	2	1	1	0	0	0	0	0	1	3	1	0	
16	KOSGI	GOVT. HS	6	2	1	1	1	1	1	1	1	1	1	0	0	0	0	1	1	1	0	1	
3	KOSGI		46	12	7	7	7	7	6	7	8	3	3	2	4	1	0	2	11	9	4	6	
17	DOULTABAD	ZPHS, DOULTABAD	8	2	1	1	1	1	1	1	1	1	1	1	0	0	1	3	1	0	1		
18	DOULTABAD	ZPHS BALAMPET	7	2	1	1	2	2	1	1	1	1	1	0	0	0	0	0	1	0	1		
19	DOULTABAD	CUPS, GOKAFASALWAD	5	1	1	1	1	1	1	1	1	0	0	1	1	0	0	0	1	1	1	1	
4	DOULTABAD		20	5	3	3	4	4	3	3	3	2	2	3	1	0	1	3	3	1	3		
20	DAMARGIDDA	CUPS, KYATHANPALLY	5	1	1	1	1	0	0	0	0	0	0	1	0	2	0	4	1	1	1		
21	DAMARGIDDA	UPS, VITHALAPUR	5	1	1	1	0	0	1	0	1	0	0	1	1	0	2	0	3	1	1	1	
22	DAMARGIDDA	ZPHS, DAMARGIDDA	12	3	2	2	1	2	2	2	2	1	1	1	0	0	0	1	3	2	1	2	
23	DAMARGIDDA	ZPHS, KANKURTHY	8	2	1	1	1	1	1	1	1	1	1	1	0	0	0	0	3	1	0	1	
24	DAMARGIDDA	ZPHS, MOGALMADKA	7	2	1	1	1	1	1	1	1	1	1	0	0	0	0	0	2	1	0	1	
5	DAMARGIDDA		37	9	6	6	4	4	5	4	5	3	3	3	2	0	4	1	15	6	3	6	
25	MADDUR	ZP HS BHOONEED	7	2	1	1	1	1	1	0	1	0	0	1	1	0	1	0	3	2	1	1	
26	MADDUR	ZPHS, PEDRIPAD	5	1	1	1	1	1	1	0	1	0	0	0	1	0	0	0	1	1	1	1	
27	MADDUR	ZPHS, NIDJINTHA	5	1	1	1	1	1	1	1	1	0	0	1	1	0	3	1	0	1	1	1	
28	MADDUR	ZPHS, MADDUR	15	3	2	2	2	1	1	1	2	1	1	1	0	0	0	0	8	2	1	2	
6	MADDUR		32	7	5	5	5	4	4	2	5	1	1	3	3	0	4	1	12	6	4	5	
29	KOILKONDA	UPS, PARPALLY	5	1	1	1	1	1	1	0	1	0	0	1	0	0	0	1	1	1	1	1	
30	KOILKONDA	ZPHS KOIL KONDA	20	4	2	3	3	2	2	2	2	1	1	1	1	0	0	9	3	1	2		
31	KOILKONDA	ZPHS, GARLAPAD	13	3	2	2	2	1	1	1	2	1	1	1	1	0	1	6	2	1	2		
32	KOILKONDA	ZPHS MANIKONDA	9	2	1	1	1	1	1	1	1	0	1	1	0	0	1	4	2	0	1		
33	KOILKONDA	ZPHS, KOTHLABAD	5	1	1	1	1	1	1	1	1	1	0	0	1	0	1	0	0	1	1	1	
34	KOILKONDA	ZPHS SURARAM	6	2	1	1	1	1	1	1	1	0	0	0	1	0	1	0	1	2	1	1	
7	KOILKONDA		58	13	8	9	9	7	7	6	8	3	3	3	5	1	2	21	10	5	8		
35	HANWADA	ZPHS GONDYAL	5	1	1	1	1	1	1	0	1	0	0	1	1	0	1	0	1	1	1	1	
36	HANWADA	ZPHS MUNI MOKSHAM	5	1	1	1	0	1	1	1	1	0	0	0	0	0	0	0	1	1	1	1	
37	HANWADA	ZPHS SALLONT PALLY	5	1	1	1	1	1	1	1	1	0	0	0	1	0	0	0	1	1	1	1	
38	HANWADA	ZPHS IBRAHIM BAD	5	1	1	1	1	0	0	1	0	0	0	1	0	0	0	0	3	1	1	1	
39	HANWADA	GOVT HIGH SCHOOL	9	2	1	1	2	1	1	1	1	1	1	1	1	0	0	1	3	1	0	1	

Sl.No.	Mandal Name	Name of the school	Posts Required				Sanctioned Posts													Additional Posts required			
			SA	TP1	HP1	PD2	SA-M	SA-E	SA-PS	SA-BS	SA-SS	TP1	HP1	TP2	HP2	PD	SGT	PET	SA	TP1	HP1	PD	
40	HANWADA	ZPHS VEPOOR	7	2	1	1	1	1	1	1	1	1	1	1	0	0	0	0	2	1	0	1	
8	HANWADA		36	8	6	6	6	5	5	5	5	2	2	3	4	0	1	1	10	6	4	6	
41	NAWABPET	ZPHS LINGAMPALLY	5	1	1	1	1	1	0	1	1	0	0	1	1	0	0	0	1	1	1	1	
42	NAWABPET	ZPHS KUCHUR	5	1	1	1	1	1	0	1	1	0	0	0	1	0	0	0	1	1	1	1	
43	NAWABPET	ZPHS, CHOWDUR	5	1	1	1	1	1	1	1	0	0	1	0	0	1	0	0	1	1	1	1	
44	NAWABPET	ZPHS NAWABPET	9	2	1	1	1	1	0	1	1	1	1	1	1	1	1	0	5	1	0	0	
45	NAWABPET	ZPHS, YENMANGANDLA	8	2	1	1	1	1	1	1	2	1	1	1	1	0	0	0	1	2	1	0	
46	NAWABPET	ZPHS, IPPATOOR	6	2	1	1	1	1	1	1	1	1	1	1	0	0	0	0	1	1	0	1	
47	NAWABPET	ZPHS, KARKONDA	10	2	1	1	1	1	1	2	1	1	1	1	0	0	0	0	4	1	0	1	
48	NAWABPET	ZPHS KOLLUR	8	2	1	1	1	1	1	1	1	1	1	1	0	0	1	1	3	1	0	1	
9	NAWABPET		56	13	8	8	8	8	5	9	9	5	5	7	3	1	3	2	17	8	3	7	
49	BALANAGAR	ZPHS THIRMALAPUR	5	1	1	1	1	1	1	1	1	0	0	0	0	0	2	0	0	1	1	1	
50	BALANAGAR	MPHS, BALANAGAR	6	2	1	1	0	0	0	0	0	0	0	0	0	0	3	0	6	2	1	1	
51	BALANAGAR	ZP.HIGH SCHOOL, RAJAPUR	12	3	2	2	1	0	1	0	1	1	1	1	0	0	3	1	9	2	1	2	
52	BALANAGAR	ZP.HIGH SCHOOL BALANAGAR	14	3	2	2	1	2	1	2	1	1	1	1	0	1	0	0	7	2	1	1	
53	BALANAGAR	ZP.HIGH SCHOOL UDITHYAL	10	2	1	1	1	1	1	1	1	1	1	1	0	0	0	1	5	1	0	1	
54	BALANAGAR	ZP.HIGH SCHOOL, PEDDAREVALL	7	2	1	1	1	1	1	1	1	1	1	0	0	0	2	1	2	1	0	1	
55	BALANAGAR	A.P TRIBAL WERFARE RESIDENTI	8	2	1	1	2	2	1	1	1	2	1	0	0	0	2	1	1	0	0	1	
10	BALANAGAR		62	15	9	9	7	7	6	6	6	6	5	3	0	1	12	4	30	9	4	8	
56	KONDURG	ZPHS, CHOWDERGUEDEM	9	2	1	1	1	2	2	2	1	0	0	0	1	0	2	0	1	2	1	1	
57	KONDURG	MPHS, MUTUPOOR	6	2	1	1	0	0	0	0	1	0	0	0	0	0	2	0	5	2	1	1	
58	KONDURG	ZPHS KONDURG	18	4	2	2	1	1	1	1	2	1	1	1	1	0	1	1	12	3	1	2	
59	KONDURG	ZPHS, INDRANAGAR	5	1	1	1	1	1	1	1	1	1	1	0	0	0	1	0	0	0	0	1	
60	KONDURG	ZPHS PEDDA ELIKCHERAL	6	2	1	1	1	1	1	1	1	0	0	1	1	0	1	1	1	2	1	1	
11	KONDURG		44	11	6	6	4	5	5	5	6	2	2	2	3	0	7	2	19	9	4	6	
61	FAROOQNAGAR	MPUPS MADHURAPOOR	5	1	1	1	1	0	0	0	0	0	0	0	0	0	3	0	4	1	1	1	
62	FAROOQNAGAR	ZPHS SHADNAGAR	11	3	2	2	1	2	2	2	2	1	0	1	2	0	3	1	2	2	2	2	
63	FAROOQNAGAR	ZPHS BURGULA	5	1	1	1	1	1	1	1	1	0	1	1	1	0	1	1	0	1	0	1	
64	FAROOQNAGAR	ZPHS CHINCHODE	6	2	1	1	1	1	1	1	1	1	1	1	1	0	0	1	1	1	0	1	
65	FAROOQNAGAR	ZPHS KISHAN NAGAR	5	1	1	1	1	1	1	1	1	1	0	1	1	0	0	1	0	0	1	1	
66	FAROOQNAGAR	ZPHS, RAIKAL	7	2	1	1	1	1	1	1	1	1	1	1	0	0	0	1	2	1	0	1	
67	FAROOQNAGAR	ZP. UPHS, VELJERLA	8	2	1	1	1	1	1	1	1	0	0	1	1	0	0	1	3	2	1	1	
68	FAROOQNAGAR	ST.GOV.T.GJC SHADNAGAR	14	3	2	2	3	1	1	3	2	1	1	1	0	0	0	0	4	2	1	2	
12	FAROOQNAGAR		61	15	10	10	10	8	8	10	9	5	4	7	6	0	7	6	16	10	6	10	
69	KOTHUR	MP UPS GANDUR	5	1	1	1	1	0	1	0	0	0	0	0	0	0	2	0	3	1	1	1	
70	KOTHUR	MP UPS MAMIDI PALLY	6	2	1	1	0	0	1	1	1	0	0	0	0	0	0	0	3	2	1	1	
71	KOTHUR	ZPHS, MEKAGUDA	5	1	1	1	1	1	1	1	1	0	0	0	1	0	0	0	0	1	1	1	
72	KOTHUR	ZPHS KOTHUR	11	3	2	2	1	1	1	1	1	1	1	1	1	1	1	0	6	2	1	1	
73	KOTHUR	ZPHS, NANDIGAM	14	3	2	2	1	0	1	1	1	1	1	1	0	0	1	1	10	2	1	2	
74	KOTHUR	ZPHS CHEGUR	10	2	1	1	1	1	1	1	1	1	1	1	0	0	0	0	5	1	0	1	
75	KOTHUR	ZPHS, PENJERLA	6	2	1	1	1	1	1	1	1	0	0	1	1	0	1	1	1	2	1	1	
13	KOTHUR		57	14	9	9	6	4	7	6	6	3	3	4	3	1	5	2	28	11	6	8	
76	KESHAMPET	ZPHS KAKUNOOR	5	1	1	1	1	1	1	1	1	0	0	0	0	0	1	0	0	1	1	1	
77	KESHAMPET	MPHS VEMULA NARVA	5	1	1	1	0	0	0	0	1	0	0	0	0	0	1	0	4	1	1	1	
78	KESHAMPET	ZPHS, KESHAMPET	12	3	2	2	1	2	1	1	1	1	1	1	0	1	0	0	6	2	1	1	
79	KESHAMPET	ZPHS KOTHA PET	14	3	2	2	1	1	2	1	1	1	1	1	0	0	1	0	8	2	1	2	
80	KESHAMPET	ZPHS, PAPIREDDYGUDA	11	3	2	2	1	1	1	1	1	1	1	1	1	0	1	1	6	2	1	2	
81	KESHAMPET	ZPHS NIRDA VELLY	5	1	1	1	1	0	0	1	1	0	0	0	1	0	1	0	2	1	1	1	
14	KESHAMPET		52	12	9	9	5	5	5	5	6	3	3	3	2	1	5	1	26	9	6	8	

Sl.No.	Mandal Name	Name of the school	Posts Required				Sanctioned Posts													Additional Posts required			
			SA	TP1	HP1	PD2	SA-M	SA-E	SA-PS	SA-BS	SA-SS	TP1	HP1	TP2	HP2	PD	SGT	PET	SA	TP1	HP1	PD	
82	TALKONDAPALLY	MP UPS	5	1	1	1	1	0	0	0	1	0	0	1	1	0	2	0	3	1	1	1	
83	TALKONDAPALLY	ZPHS TALAKONDAPALLY	14	3	2	2	1	2	1	1	2	1	1	1	1	0	0	7	2	1	2		
84	TALKONDAPALLY	ZPHS	5	1	1	1	1	1	1	1	1	1	1	1	0	0	1	0	0	0	1		
85	TALKONDAPALLY	ZPHS, GHATTUIPPALAPALLY	10	2	1	1	1	1	1	1	1	1	0	1	1	0	1	5	1	1	1		
86	TALKONDAPALLY	ZPHS	8	2	1	1	1	1	1	1	1	1	1	1	0	0	3	1	0	1			
87	TALKONDAPALLY	ZPHS VELJAL	13	3	2	2	1	1	1	1	1	1	1	0	0	0	8	2	1	2			
88	TALKONDAPALLY	ZPHS	5	1	1	1	1	1	1	1	1	0	0	1	0	0	1	0	1	1	1		
89	TALKONDAPALLY	Z P HIGH SCHOOL RAVICED	5	1	1	1	1	1	0	1	1	0	0	1	1	0	0	1	1	1	1		
15	TALKONDAPALLY		65	14	10	10	8	8	6	7	9	5	4	7	5	0	3	2	27	9	6	10	
90	AMANGAL	ZPHS, EKVAIPALLY	5	1	1	1	0	1	1	1	0	0	0	0	0	0	2	1	1	1	1		
91	AMANGAL	ZPHS, KADTHAL	6	2	1	1	1	0	1	1	1	1	1	1	0	0	5	0	2	1	0	1	
92	AMANGAL	ZPHS MUDHIVEN	7	2	1	1	1	0	1	1	1	1	1	1	0	0	1	0	3	1	0	1	
93	AMANGAL	ZPHS, AKUTHOTAPALLY	5	1	1	1	1	1	1	1	1	1	0	0	0	0	1	0	0	0	1		
94	AMANGAL	ZPHS	10	2	1	2	1	2	2	1	1	1	1	1	1	4	0	3	1	0	1		
95	AMANGAL	ZPHS AMANGAL	8	2	1	1	1	2	1	1	1	1	1	1	0	3	0	2	1	0	1		
16	AMANGAL		41	10	6	7	5	6	7	6	5	5	4	2	1	13	1	12	5	1	6		
96	MADGUL	ZPHS ANDUGULA	5	1	1	1	0	0	1	0	0	0	0	0	0	0	4	1	1	1	1		
97	MADGUL	ZPHS AOURPALLY	6	2	1	1	1	1	1	1	1	0	0	1	1	0	0	1	2	1	1		
98	MADGUL	ZPHS, NAGILLA	6	2	1	1	1	1	1	1	1	0	0	1	1	0	1	1	2	1	1		
99	MADGUL	ZPHS KULUKULA PALLY	6	2	1	1	1	1	1	1	1	1	1	0	0	1	1	1	0	1	1		
100	MADGUL	ZPHS, MADGUL	12	3	2	2	1	2	1	1	2	1	1	1	0	1	2	1	5	2	1	1	
101	MADGUL	ZPHS KALAKONDA	5	1	1	1	1	1	0	1	1	0	0	1	1	0	1	1	1	1	1		
102	MADGUL	ZPHS, IRVIN	5	1	1	1	1	1	1	1	1	0	0	1	0	1	1	0	0	1	1		
103	MADGUL	ZPHS, ARKAPALLY	5	1	1	1	1	1	1	1	1	1	1	1	0	2	1	0	0	0	1		
17	MADGUL		50	13	9	9	7	8	7	7	8	4	3	6	5	1	6	6	13	9	6	8	
104	WANGOOR	MPHS ULPARA	5	1	1	1	1	0	1	0	0	0	0	0	0	1	0	3	1	1	1		
105	WANGOOR	ZPHS DANDI CHINTHA PALLY	5	1	1	1	1	0	1	0	1	0	0	0	0	1	0	2	1	1	1		
106	WANGOOR	ZPHS WANGOOR	12	3	2	2	1	2	1	1	1	1	1	0	1	2	1	6	2	1	1		
107	WANGOOR	ZPHS CHARA GADDA	9	2	1	1	1	2	1	1	1	0	1	1	0	2	1	3	1	1	1		
108	WANGOOR	ZPHS POLKAM PALLY	5	1	1	1	1	1	1	1	1	1	1	0	0	0	0	0	0	0	1		
109	WANGOOR	ZILLA PARISHAD HIGH SCHOOL	5	1	1	1	1	1	1	1	1	1	1	0	0	1	1	0	0	0	1		
110	WANGOOR	ZPHS GAZARA	5	1	1	1	1	1	1	1	0	0	0	1	0	0	0	0	1	1	1		
111	WANGOOR	MPGHS	5	1	1	1	0	0	0	0	0	0	0	0	0	2	0	5	1	1	1		
18	WANGOOR		51	11	9	9	7	7	7	5	6	4	3	4	3	1	9	3	19	7	6	8	
112	VELDANDA	MPHS JUPALLY	5	1	1	1	0	1	1	1	0	0	0	0	0	2	0	1	1	1	1		
113	VELDANDA	MPHS BOLLAMPALLY	5	1	1	1	1	0	0	0	1	0	0	1	1	0	3	1	1	1	1		
114	VELDANDA	MP HS VELDANDA	5	1	1	1	1	0	0	0	1	0	0	0	1	0	3	1	1	1	1		
115	VELDANDA	ZPHS VELDANDA	10	2	1	2	2	2	1	1	2	1	1	1	1	0	2	1	0	1	1		
116	VELDANDA	ZPHS THANDRA	5	1	1	1	1	1	1	1	1	1	1	1	0	0	1	0	0	0	1		
117	VELDANDA	MPHS PEDDAPOOR	6	2	1	1	1	1	1	1	1	0	0	1	1	0	0	1	2	1	1		
118	VELDANDA	ZPHS RACHUR	5	1	1	1	1	0	0	0	1	0	0	0	0	2	0	3	1	1	1		
19	VELDANDA		41	9	7	8	7	5	4	4	8	2	2	4	4	1	8	1	13	7	5	7	
119	KALWAKURTHY	ZPHS THOTAPALLY	5	1	1	1	0	0	1	0	1	0	0	0	1	0	3	1	1	1	1		
120	KALWAKURTHY	MPHS, YELLIKAL	5	1	1	1	1	0	0	0	1	0	0	1	1	0	2	0	3	1	1	1	
121	KALWAKURTHY	ZPHS(BOYS),	9	2	1	1	1	2	2	1	1	1	1	1	0	0	1	2	1	0	1		
122	KALWAKURTHY	Z P H S MARCHALA	7	2	1	1	1	0	0	1	1	0	0	1	1	0	4	2	1	1	1		
123	KALWAKURTHY	ZPHS, GUNDOOR	5	1	1	1	1	1	1	1	1	0	1	1	1	0	1	0	1	0	1		
124	KALWAKURTHY	Z P H S RAGHUPATHIPET	5	1	1	1	1	1	1	1	1	1	1	1	0	0	1	0	0	0	1		
20	KALWAKURTHY		36	8	6	6	5	4	5	4	6	2	3	5	4	0	5	4	12	6	3	6	

Sl.No.	Mandal Name	Name of the school	Posts Required				Sanctioned Posts												Additional Posts required			
			SA	TP1	HP1	PD2	SA-M	SA-E	SA-PS	SA-BS	SA-SS	TP1	HP1	TP2	HP2	PD	SGT	PET	SA	TP1	HP1	PD
125	MIDJIL	ZPHS AYYAVARIPALLY	5	1	1	1	1	1	1	1	1	1	1	1	0	1	0	0	1	1	1	1
126	MIDJIL	ZPHS MIDJIL	9	2	1	1	1	1	1	1	1	1	1	1	0	1	0	4	1	0	1	
127	MIDJIL	ZPHS, VASPULA	7	2	1	1	1	1	1	1	1	1	1	0	0	0	1	2	1	0	1	
128	MIDJIL	ZPHS MADHARAM	7	2	1	1	1	1	1	1	1	1	1	0	0	0	1	2	1	0	1	
129	MIDJIL	ZPHS, URKONDAPET	5	1	1	1	1	1	1	1	1	1	1	1	0	0	1	0	0	1	1	
21	MIDJIL		33	8	5	5	5	5	5	5	4	3	5	3	0	2	3	8	4	2	5	
130	THIMMAJIPET	ZPHS POTHIREDDY PALLY	5	1	1	1	0	0	0	1	1	0	0	1	1	0	1	0	3	1	1	1
131	THIMMAJIPET	ZPHS MAREPALLY	5	1	1	1	1	0	0	0	1	0	1	0	1	0	0	3	1	0	1	
132	THIMMAJIPET	ZPHS	11	3	2	1	1	2	2	1	1	1	1	0	0	0	1	4	2	1	1	
133	THIMMAJIPET	ZPHS, AVANCHA	6	2	1	1	1	1	1	1	1	1	1	0	0	0	1	1	1	0	1	
134	THIMMAJIPET	ZPHS	5	1	1	1	1	1	1	1	1	1	0	0	0	0	1	0	0	0	1	
22	THIMMAJIPET		32	8	6	5	4	4	4	4	5	3	4	2	2	0	1	3	11	5	2	5
135	JADCHERLA	ZPHS, ALOOR	5	1	1	1	1	0	0	0	1	0	0	1	1	0	2	0	3	1	1	1
136	JADCHERLA	ZPUPS, NUSURULLABAD	7	2	1	1	1	1	1	0	1	0	0	0	1	0	0	3	2	1	1	
137	JADCHERLA	ZPHS, VALLOOR	5	1	1	1	0	0	0	1	1	0	0	0	1	0	2	0	3	1	1	1
138	JADCHERLA	ZPHS, POLEPALLY	7	2	1	1	1	1	1	1	1	0	0	1	0	0	1	2	1	1	1	
139	JADCHERLA	ZPHS, GOLLAPALLY	5	1	1	1	1	1	1	1	1	0	0	1	1	0	0	1	0	1	1	1
140	JADCHERLA	ZPHS GANGAPOOR	5	1	1	1	1	1	1	1	1	1	0	0	1	0	0	1	0	0	1	1
141	JADCHERLA	ZPHS, KODGAL	8	2	1	1	1	1	1	1	1	1	1	1	0	0	0	1	3	1	0	1
142	JADCHERLA	ZPHS PEDDA ADIRALA	7	2	1	1	1	1	1	1	1	0	0	1	1	0	0	1	2	2	1	1
143	JADCHERLA	ZPHS GIRLS	9	2	1	1	2	1	0	1	1	1	1	1	0	0	0	1	4	1	0	1
144	JADCHERLA	ZPHS,	5	1	1	1	1	1	1	1	1	1	1	0	0	0	3	0	0	0	1	
23	JADCHERLA		63	15	10	10	10	8	7	8	10	5	3	6	6	0	7	6	20	10	7	10
145	BHOOTHUPUR	MPUPS THATIPATHRY	5	1	1	1	0	0	1	1	1	0	0	0	0	0	0	2	1	1	1	
146	BHOOTHUPUR	MPUPS POTHULA MADUGU	5	1	1	1	0	1	1	1	1	0	0	0	1	0	0	1	1	1	1	
147	BHOOTHUPUR	ZPHS, BHOOTHUPUR (M)	12	3	2	2	2	2	1	2	2	1	1	1	1	0	0	3	2	1	1	
148	BHOOTHUPUR	ZPHS, KARIVENA	5	1	1	1	1	1	1	1	1	0	0	1	1	0	0	1	0	1	1	1
149	BHOOTHUPUR	ZPHS TATIKONDA	7	2	1	1	1	1	1	1	1	0	0	1	1	0	2	1	2	2	1	1
150	BHOOTHUPUR	ZPHS, ELIKICHERLA	7	2	1	1	1	1	1	1	1	0	0	1	1	0	1	1	2	2	1	1
24	BHOOTHUPUR		41	10	7	7	5	6	6	7	7	1	1	4	5	1	3	3	10	9	6	6
151	MAHABUBNAGAR	ZILLA PARISHAD HIGH SCHOOL	5	1	1	1	1	1	1	0	1	0	0	0	1	0	1	0	1	1	1	1
152	MAHABUBNAGAR	UPS, KOTAKADRA	5	1	1	1	1	0	0	0	1	0	0	1	0	0	2	0	3	1	1	1
153	MAHABUBNAGAR	ZPHS RAMACHANDRAPOOR	5	1	1	1	0	0	0	0	1	0	0	0	0	0	1	0	4	1	1	1
154	MAHABUBNAGAR	MANDAL PARISHAD HIGH SCHOC	5	1	1	1	0	0	0	0	1	0	0	0	0	0	0	4	1	1	1	
155	MAHABUBNAGAR	ZPHS DHARAMAPOOR	11	3	2	2	2	1	1	2	2	1	1	1	1	0	1	3	2	1	2	
156	MAHABUBNAGAR	ZPHS, YENUGONDA	5	1	1	1	1	1	1	1	1	0	0	1	1	0	0	1	0	1	1	1
157	MAHABUBNAGAR	ZPHS, BOYAPALLY	6	2	1	1	1	1	1	1	1	0	0	1	1	0	0	1	1	2	1	1
158	MAHABUBNAGAR	ZPHS, KODOOR	7	2	1	1	1	1	1	1	1	0	0	1	0	0	0	2	2	1	1	
159	MAHABUBNAGAR	GOVT.HS, SHAH BAZAR	5	1	1	1	1	1	1	1	1	1	1	1	0	0	1	0	0	0	1	
160	MAHABUBNAGAR	GOVT HIGH SCHOOL S S GUTTA	9	2	1	1	2	2	1	1	1	1	1	1	1	0	1	2	1	0	1	
161	MAHABUBNAGAR	GOVT BPHS,MBNR	21	5	3	3	4	2	3	4	5	2	2	2	1	0	3	2	3	3	1	3
162	MAHABUBNAGAR	GOVT. HS RAMANAGAR	5	1	1	1	1	1	1	1	1	1	1	0	1	0	0	1	0	0	0	1
163	MAHABUBNAGAR	GHS, KUMARWADI	5	1	1	1	1	1	1	1	1	1	1	0	1	0	0	0	0	0	0	1
164	MAHABUBNAGAR	GOVT.HIGH SCHOOL	6	2	1	1	1	1	1	1	1	1	1	0	1	0	1	1	1	0	1	1
25	MAHABUBNAGAR		100	24	17	17	17	13	13	14	19	8	8	9	9	0	8	9	24	16	9	17
165	ADDAKAL	ZPHS SHAKAPOOR	5	1	1	1	0	1	1	0	1	0	0	0	1	0	0	2	1	1	1	
166	ADDAKAL	ZPHS, GAJULAPET	6	2	1	1	0	0	0	0	1	0	0	0	0	0	1	0	5	2	1	1
167	ADDAKAL	ZPHS MOOSAPET	15	3	2	2	3	1	1	2	2	1	1	1	1	0	1	1	6	2	1	2
168	ADDAKAL	ZPHS, ADDAKAL	8	2	1	1	1	1	1	1	1	1	1	0	0	1	0	3	1	0	0	

Sl.No.	Mandal Name	Name of the school	Posts Required					Sanctioned Posts												Additional Posts required											
			SA	TP1	HP1	PD2	SA-M	SA-E	SA-PS	SA-BS	SA-SS	TP1	HP1	TP2	HP2	PD	SGT	PET	SA	TP1	HP1	PD									
169	ADDAKAL	ZPHS KANDLOOR	5	1	1	1	1	1	1	1	1	1	1	1	1	0	0	0	0	0	0	0	0	0	0	0	0	0	0	0	1
170	ADDAKAL	ZPHS, PONNAKAL	5	1	1	1	1	1	1	1	1	1	1	1	1	0	0	0	0	0	0	0	0	0	0	0	0	0	0	0	1
171	ADDAKAL	ZPHS RACHALA	5	1	1	1	1	1	1	1	1	1	1	1	0	0	0	0	0	0	0	0	0	0	0	0	0	0	0	1	
172	ADDAKAL	ZPHS, JANAMPET	8	2	1	1	1	1	0	1	1	1	1	0	1	1	0	2	0	4	1	1	1	1	1	1	1	1	1	1	
173	ADDAKAL	ZPHS VEMULA	5	1	1	1	1	1	1	1	1	1	0	0	1	1	0	0	1	0	1	1	1	1	1	1	1	1	1	1	
174	ADDAKAL	ZPHS, POLKAMPALLY	5	1	1	1	1	1	1	1	1	1	0	0	0	1	0	0	0	0	0	0	0	0	0	0	0	1	1	1	
26	ADDAKAL		67	15	11	11	10	8	9	9	11	6	5	5	5	1	4	2	20	9	6	10									
175	DEVARAKADRA	ZPHSCHOOL KOIL SAGAR	5	1	1	1	0	0	1	0	1	0	0	1	0	0	0	0	3	1	1	1	1	1	1	1	1	1	1	1	
176	DEVARAKADRA	Z.P.H.S GOPAN PALLY	5	1	1	1	0	1	1	1	1	0	0	0	1	0	0	0	1	1	1	1	1	1	1	1	1	1	1	1	
177	DEVARAKADRA	Z.P.H.S(BOYS), DEVARAKADRA	14	3	2	2	2	1	1	2	2	1	1	1	0	0	0	0	6	2	1	2	2	2	2	2	2	2	2	2	
178	DEVARAKADRA	Z.P.H.S(GIRLS), DEVARAKADRA	9	2	1	1	1	1	1	1	1	0	0	1	1	0	0	1	4	2	1	1	1	1	1	1	1	1	1	1	
179	DEVARAKADRA	Z.P.HIGH SCHOOL, KOUKUNTLA	10	2	1	1	1	1	1	1	1	1	1	1	0	0	0	1	5	1	0	1	1	1	1	1	1	1	1	1	
180	DEVARAKADRA	Z.P.HIGH SCHOOL, PERUR	10	2	1	1	1	1	1	1	1	1	1	1	0	0	0	1	5	1	0	1	1	1	1	1	1	1	1	1	
27	DEVARAKADRA		53	11	7	7	5	5	6	6	7	3	3	5	2	0	0	3	24	8	4	7									
181	DHANWADA	UPS, KISTAPUR	5	1	1	1	0	1	1	1	1	0	0	0	1	0	0	0	1	1	1	1	1	1	1	1	1	1	1	1	
182	DHANWADA	ZPPHS, GUNMUKLA	5	1	1	1	1	1	1	1	1	0	0	1	0	0	1	0	0	1	1	1	1	1	1	1	1	1	1	1	
183	DHANWADA	ZPHS(B) DHANWADA	11	3	2	2	2	2	1	1	1	1	1	1	1	1	0	0	4	2	1	1	1	1	1	1	1	1	1	1	
184	DHANWADA	ZPHS(GIRLS), DHANWADA	6	2	1	1	1	1	1	1	1	0	0	0	1	0	0	1	1	2	1	1	1	1	1	1	1	1	1	1	
185	DHANWADA	ZPHS GOTOOR	8	2	1	1	1	1	1	1	1	1	1	0	0	0	0	1	3	1	0	1	1	1	1	1	1	1	1	1	
186	DHANWADA	ZPHS, KONDAPUR	5	1	1	1	1	1	1	1	1	1	1	1	0	0	0	0	0	0	0	0	0	0	0	0	0	0	0	1	
187	DHANWADA	ZPHS MARIKAL	15	3	2	2	1	2	1	2	1	1	1	1	1	0	0	1	8	2	1	2	2	2	2	2	2	2	2	2	
188	DHANWADA	ZILLA PARISHAD HIGH SCHOOL	6	2	1	1	0	0	0	0	0	0	0	0	0	0	0	1	0	6	2	1	1	1	1	1	1	1	1	1	
28	DHANWADA		61	15	10	10	7	9	7	8	7	4	4	4	4	1	2	3	23	11	6	9									
189	NARAYANPET	GOVT. PR. H.E . SCHOOL	6	2	1	1	0	0	0	1	2	0	0	1	1	0	0	0	3	2	1	1	1	1	1	1	1	1	1	1	
190	NARAYANPET	ZILLA PARISHAD HIGH SCHOOL	6	2	1	1	1	2	1	1	1	1	1	1	0	0	0	1	0	1	0	1	1	1	1	1	1	1	1	1	
191	NARAYANPET	ZPHS KOTAKONDA	7	2	1	1	2	1	1	1	1	1	1	1	0	0	0	0	1	1	0	1	1	1	1	1	1	1	1	1	
192	NARAYANPET	ZILLA PARISHAD HIGH SCHOOL	6	2	1	1	1	1	1	1	1	1	1	0	0	0	0	0	1	1	0	1	1	1	1	1	1	1	1	1	
193	NARAYANPET	GOVT HIGH SCHOOL	8	2	1	1	2	1	1	1	1	1	1	0	0	0	0	1	2	1	0	1	1	1	1	1	1	1	1	1	
29	NARAYANPET		33	10	5	5	6	5	4	5	6	4	4	3	1	0	0	2	7	6	1	5									
194	UTKOOOR	ZP.GIRLS HIGH SCHOOL	5	1	1	1	1	1	1	1	1	0	0	1	1	0	0	1	0	1	0	1	1	1	1	1	1	1	1	1	
195	UTKOOOR	ZP.HIGHSCHOOL, PULI MAMIDI	5	1	1	1	1	1	1	1	1	1	1	1	0	0	0	1	0	0	0	1	1	1	1	1	1	1	1	1	
196	UTKOOOR	ZPHS CHINNAPORLA	5	1	1	1	1	1	1	1	1	1	1	0	0	0	1	0	0	0	0	1	1	1	1	1	1	1	1	1	
30	UTKOOOR		15	3	3	3	3	3	3	3	3	2	2	2	1	0	1	2	0	1	1	3									
197	MAGANOOOR	Z.P.H.S GUDEBALLUR	5	1	1	1	0	0	1	1	1	0	0	1	1	0	1	0	2	1	1	1	1	1	1	1	1	1	1	1	
198	MAGANOOOR	Z.P.H.S NEARADGUM	5	1	1	1	0	0	1	0	1	0	0	0	0	0	0	0	3	1	1	1	1	1	1	1	1	1	1	1	
199	MAGANOOOR	Z.P.H.S MUDMALA	5	1	1	1	1	0	1	1	0	0	0	0	0	0	0	1	0	2	1	1	1	1	1	1	1	1	1	1	
200	MAGANOOOR	Z.P.H.S, MAGANOOOR	6	2	1	1	1	1	1	1	1	1	1	1	1	0	0	1	1	1	0	1	1	1	1	1	1	1	1	1	
201	MAGANOOOR	Z.P.H.SCHOOL KUNSI	5	1	1	1	1	1	1	1	1	0	0	1	1	0	2	0	0	1	1	1	1	1	1	1	1	1	1	1	
202	MAGANOOOR	Z.P.HIGH SCHOOL WADWAT	5	1	1	1	1	1	1	1	1	0	0	1	1	0	1	0	0	1	1	1	1	1	1	1	1	1	1	1	
31	MAGANOOOR		31	7	6	6	4	3	6	5	5	1	1	4	4	0	5	1	8	6	5	6									
203	MAKTHAL	ZPHS, JAKLAIR	5	1	1	1	1	1	1	1	1	0	0	1	1	0	0	0	0	1	1	1	1	1	1	1	1	1	1	1	
204	MAKTHAL	Z.P.H SCHOOL MANTHAN GODE	5	1	1	1	0	0	0	0	1	0	0	0	0	0	3	0	4	1	1	1	1	1	1	1	1	1	1	1	
205	MAKTHAL	Z.P.H.S, ANUGONDA	5	1	1	1	1	0	1	1	1	0	0	0	0	0	1	0	1	1	1	1	1	1	1	1	1	1	1	1	
206	MAKTHAL	Z P HIGH SCHOOL (BOYS) MAKTH	8	2	1	1	1	2	2	1	1	0	0	1	1	0	1	1	2	1	1	1	1	1	1	1	1	1	1	1	
207	MAKTHAL	ZP.HIGH SCHOOL, KARNI	5	1	1	1	1	1	1	1	1	1	1	0	1	0	1	1	0	0	0	1	1	1	1	1	1	1	1	1	
208	MAKTHAL	GOVT.HIGH SCHOOL	7	2	1	1	1	1	1	1	2	1	1	1	0	0	0	1	1	1	1	1	1	1	1	1	1	1	1	1	
32	MAKTHAL		35	8	6	6	5	5	6	6	6	2	2	2	3	0	7	3	7	6	4	6									
209	NARWA	Z.P.H.S UNDEKODE	5	1	1	1	0	0	0	1	1	1	1	0	0	0	2	0	3	0	0	1	1	1	1	1	1	1	1	1	
210	NARWA	Z.P.H.S, PATHARCHADE	5	1	1	1	0	0	1	1	1	0	0	0	1	0	1	0	2	1	1	1	1	1	1	1	1	1	1	1	

Sl.No.	Mandal Name	Name of the school	Posts Required				Sanctioned Posts														Additional Posts required			
			SA	TP1	HP1	PD2	SA-M	SA-E	SA-PS	SA-BS	SA-SS	TP1	HP1	TP2	HP2	PD	SGT	PET	SA	TP1	HP1	PD		
211	NARWA	Z.P.H.S, KANMANOOR	5	1	1	1	1	1	1	1	1	1	1	0	0	0	0	0	0	0	0	1		
212	NARWA	Z.P.H.S NARWA	8	2	1	1	1	1	1	1	1	0	1	1	0	0	2	1	3	2	0	1		
213	NARWA	Z.P.H.S, PEDDAKADMOOR	5	1	1	1	2	1	1	1	1	0	0	1	1	0	0	-1	1	1	1	1		
33	NARWA		28	6	5	5	4	3	4	5	5	2	3	2	2	0	5	1	7	4	2	5		
214	C.C.KUNTA	Z.P.H.S BANDER PALLY	5	1	1	1	1	1	1	1	1	0	0	1	1	0	0	1	0	1	1	1		
215	C.C.KUNTA	Z.P.H.S, LALKOTA	7	2	1	1	1	1	1	1	1	1	1	0	0	0	0	2	1	0	1	1		
216	C.C.KUNTA	Z.P.H.S WADDEMAN	8	2	1	1	1	1	1	1	1	1	1	0	0	0	0	1	3	1	0	1		
217	C.C.KUNTA	Z.P.H.S, APPAMPALLY	9	2	1	1	1	1	1	1	0	0	1	1	0	0	1	4	2	1	1	1		
218	C.C.KUNTA	Z.P.H.S C C KUNTA	10	2	1	2	2	1	1	1	1	1	1	1	1	0	0	1	4	1	0	2		
219	C.C.KUNTA	Z.P.H.S DUPPALLY	8	2	1	1	1	1	1	1	1	1	1	0	0	0	1	3	1	0	1	1		
220	C.C.KUNTA	Z.P.H SCHOOL UNDIYAL	5	1	1	1	1	1	1	0	1	0	0	1	0	0	0	1	1	1	1	1		
34	C.C.KUNTA		52	12	7	8	8	7	7	6	7	4	4	3	4	0	0	5	17	8	3	8		
221	ATMAKUR	ZPHS, AMARACHINTHA	11	3	2	2	1	2	1	2	1	1	1	1	1	0	0	1	4	2	1	2		
222	ATMAKUR	ZPHS(BOYS),ATMAUR(A)	6	2	1	1	1	1	1	1	1	1	1	1	0	1	0	1	1	0	0	0		
223	ATMAKUR	ZPHS(GIRLS),ATMAKUR	10	2	1	1	1	1	1	1	1	1	1	1	0	0	1	5	1	0	1	1		
224	ATMAKUR	ZPHS, THIPUDAMPALLY	6	2	1	1	1	1	1	1	1	1	1	1	0	0	1	1	1	0	1	1		
225	ATMAKUR	GOVT. H S	5	1	1	1	1	0	1	1	1	1	1	0	0	0	1	1	0	0	1	1		
35	ATMAKUR		38	10	6	6	5	5	5	6	5	5	5	4	2	1	1	4	12	5	1	5		
226	KOTHAKOTA	ZP.H.SCHOOL	5	1	1	1	1	1	1	1	1	0	0	0	1	0	0	0	1	1	1	1		
227	KOTHAKOTA	Z.P.H.SCHOOL,(GIRLS), KOTHAK	7	2	1	1	1	1	1	1	1	1	1	1	1	1	0	2	1	0	0	0		
228	KOTHAKOTA	Z.P. HIGH SCHOOL	9	2	1	1	1	2	1	1	1	1	1	1	0	0	1	3	1	0	1	1		
229	KOTHAKOTA	ZPHS, KONNUR	5	1	1	1	1	1	0	0	1	0	0	1	0	0	0	2	1	1	1	1		
230	KOTHAKOTA	Z.P.H.SCHOOL APPARALA	5	1	1	1	1	1	1	1	1	0	0	1	0	0	0	0	0	1	1	1		
231	KOTHAKOTA	Z.P.H.SCHOOL, MIRASPALLY	5	1	1	1	1	1	1	1	1	1	1	0	0	0	1	0	0	0	1	1		
232	KOTHAKOTA	Z.P.HIGH SCHOOL	5	1	1	1	1	1	1	1	0	0	1	1	0	0	0	0	1	1	1	1		
233	KOTHAKOTA	ZP.H.S AJAKOLA	5	1	1	1	1	0	1	1	1	0	0	1	0	1	0	1	1	1	1	1		
234	KOTHAKOTA	GOVT.HIGH SCHOOL KOTHAKOT	7	2	1	1	2	0	0	1	1	1	1	0	0	0	1	3	1	0	1	1		
36	KOTHAKOTA		53	12	9	9	10	8	7	8	9	5	4	4	5	1	1	3	11	7	5	8		
235	PEDDAMANDADI	ZPHS PEDDAMANDADI	10	2	1	2	1	2	1	1	2	1	1	1	1	0	3	0	3	1	0	2		
236	PEDDAMANDADI	ZPHS, VELTOOR	5	1	1	1	1	1	1	1	1	1	0	0	0	0	0	0	0	0	0	1		
237	PEDDAMANDADI	ZPHS MADDIGATLA	6	2	1	1	1	1	1	1	1	0	0	0	1	0	1	1	2	1	1	1		
37	PEDDAMANDADI		21	5	3	4	3	4	3	3	4	2	2	1	2	0	4	1	4	3	1	4		
238	GHANPUR	ZPHS KILLA GHANPUR	12	3	2	2	1	2	1	2	1	1	1	1	0	1	0	5	2	1	1	1		
239	GHANPUR	ZP HIGH SCHOOL	5	1	1	1	1	1	1	1	1	0	0	0	1	0	2	1	0	1	1	1		
240	GHANPUR	ZP HIGH SCHOOL	6	2	1	1	1	1	1	1	1	1	1	1	0	0	0	1	1	1	0	1		
241	GHANPUR	ZP HIGH SCHOOL, MANAJIPET	5	1	1	1	1	1	1	1	1	0	0	0	1	0	0	1	0	1	1	1		
242	GHANPUR	ZP HIGH SCHOOL, SOLIPUR	6	2	1	1	1	1	2	1	1	1	1	1	0	0	1	1	0	1	0	1		
243	GHANPUR	ZP HIGH SCHOOL, BALIJAPALLY	8	2	1	1	1	1	1	1	1	1	1	0	0	1	0	3	1	0	0	0		
38	GHANPUR		42	11	7	7	6	7	7	7	6	4	4	3	2	2	3	4	9	7	3	5		
244	BIJENEPALLY	ZPHS	7	2	1	1	1	2	1	1	1	1	1	1	0	1	2	0	1	1	0	0		
245	BIJENEPALLY	ZPHS GIRLS	5	1	1	1	1	1	1	1	1	0	0	0	1	0	0	0	1	1	1	1		
246	BIJENEPALLY	ZPHS WATTEM	5	1	1	1	1	1	1	1	1	1	1	0	1	0	0	1	0	0	1	1		
247	BIJENEPALLY	ZPHS VELGONDA	5	1	1	1	1	1	1	1	1	0	0	0	1	0	0	0	1	1	1	1		
248	BIJENEPALLY	ZPHS MANGANOOR	5	1	1	1	1	1	1	1	1	1	1	1	0	0	0	0	0	0	0	1		
249	BIJENEPALLY	ZPHS GANGARAM	5	1	1	1	1	1	1	1	1	1	1	0	0	0	1	1	0	0	0	1		
250	BIJENEPALLY	ZPHS, NANDI WADDEMAN	5	1	1	1	1	1	1	1	1	1	1	1	0	0	1	1	0	0	0	1		
251	BIJENEPALLY	ZPHS PALEM	5	1	1	1	1	1	1	1	1	0	0	1	1	0	0	1	0	1	1	1		
39	BIJENEPALLY		42	9	8	8	8	9	8	8	8	5	5	4	4	1	4	4	1	4	3	7		
252	NAGARKURNOOL	Z.P.H.S, GAGGALAPALLY	5	1	1	1	0	0	1	1	1	0	0	0	0	0	1	0	2	1	1	1		

Sl.No.	Mandal Name	Name of the school	Posts Required				Sanctioned Posts													Additional Posts required				
			SA	TP1	HP1	PD2	SA-M	SA-E	SA-PS	SA-BS	SA-SS	TP1	HP1	TP2	HP2	PD	SGT	PET	SA	TP1	HP1	PD		
253	NAGARKURNOOL	Z.P.H.S CHANDU BATLA	5	1	1	1	0	0	1	0	0	0	0	0	0	2	0	4	1	1	1			
254	NAGARKURNOOL	ZPHS BOYS	9	2	1	1	2	2	1	2	2	1	1	1	1	0	3	1	0	1	0	1		
255	NAGARKURNOOL	ZPHS	5	1	1	1	1	1	1	1	1	0	0	1	1	0	0	1	0	1	1			
256	NAGARKURNOOL	ZPHS SRIPOOR	5	1	1	1	1	1	1	1	1	1	1	0	0	0	0	0	0	0	1			
257	NAGARKURNOOL	ZPHS	9	2	1	1	1	1	1	1	1	1	1	0	0	0	0	4	1	0	1			
258	NAGARKURNOOL	ZPHS PEDDAMUDDUNOOR	8	2	1	1	1	1	1	1	1	1	1	1	0	0	1	3	1	0	1			
40	NAGARKURNOOL		46	10	7	7	6	6	7	7	7	4	4	3	2	0	7	3	13	6	3	7		
259	TADOOR	ZILLA PARISHAD HIGH SCHOOL	5	1	1	1	1	1	0	1	1	0	0	0	1	0	0	1	1	1	1			
260	TADOOR	ZPHS TADOOR	8	2	1	1	1	1	1	1	1	1	1	1	0	0	2	1	3	1	0	1		
261	TADOOR	ZPHS INDRAKAL	5	1	1	1	1	1	1	1	1	1	0	1	1	0	1	0	0	1	1			
262	TADOOR	ZPHS KUMMERA	5	1	1	1	1	1	1	1	1	1	0	1	1	0	1	0	0	1	1			
263	TADOOR	ZPHS SIRSAWADA	7	2	1	1	1	1	1	1	1	1	1	0	0	0	1	1	2	1	0	1		
41	TADOOR		30	7	5	5	5	5	4	5	5	4	2	3	3	0	5	2	6	3	3	5		
264	TELKAPALLY	ZPHS	6	2	1	1	1	1	1	1	1	1	0	0	1	0	0	1	1	1	1			
265	TELKAPALLY	ZPHS	14	3	2	2	1	3	2	2	1	1	1	1	1	0	4	1	5	2	1	2		
266	TELKAPALLY	ZPHS GOUREDDY PALLY	6	2	1	1	1	1	1	1	1	1	1	1	0	0	1	0	1	1	0	1		
267	TELKAPALLY	ZPHS PEDDUR	5	1	1	1	1	1	1	1	1	1	0	0	1	0	0	1	0	0	1	1		
268	TELKAPALLY	ZPHS ALAIR	5	1	1	1	1	1	1	1	1	1	0	0	1	0	1	1	0	0	1	1		
42	TELKAPALLY		36	9	6	6	5	7	6	6	5	5	2	2	4	0	6	3	7	4	4	6		
269	UPPUNUNTHALA	Z.P.HIGH SCHOOL UPPUNUNTHALA	8	2	1	1	2	1	1	1	1	1	1	1	0	0	0	2	1	0	1			
270	UPPUNUNTHALA	Z.P.HIGH SCHOOL, VELTOOR	7	2	1	1	1	1	1	1	1	1	1	1	0	0	1	0	2	1	0	1		
43	UPPUNUNTHALA		15	4	2	2	3	2	2	2	2	2	2	0	0	1	0	4	2	0	2			
271	ACHAMPET	ZPHS, NADIMPALLY	5	1	1	1	1	1	1	1	1	0	0	1	1	0	0	0	1	1	1			
272	ACHAMPET	ZPHS (B) ACHAMPET	8	2	1	1	2	0	1	1	1	1	1	1	0	0	2	1	3	1	0	1		
273	ACHAMPET	ZPHS ACHAMPET	9	2	1	1	1	2	2	1	1	1	1	1	0	2	0	2	1	0	1			
274	ACHAMPET	ZPHS APHS INOLE	5	1	1	1	1	1	1	1	1	1	0	0	0	0	1	0	0	1	1			
275	ACHAMPET	GOVT. HS ACHAMPET	9	2	1	1	2	1	1	2	2	1	1	0	0	0	1	1	1	0	1			
44	ACHAMPET		36	8	5	5	7	5	6	6	6	4	3	3	2	0	4	3	6	4	2	5		
276	AMARABAD	GOVT TRIBAL WELFARE HIGH SC	8	2	1	1	2	1	1	1	1	1	1	1	0	0	1	1	2	1	0	1		
277	AMARABAD	ZPHS (BOYS) AMRABAD	12	3	2	2	2	2	1	1	1	1	1	1	1	1	0	1	5	2	1	1		
278	AMARABAD	ZPHS GIRLS	5	1	1	1	1	1	1	1	1	1	1	0	1	0	0	1	0	0	1			
279	AMARABAD	ZPHS PADARA	7	2	1	1	1	1	1	1	1	1	1	1	0	0	1	1	2	1	0	1		
280	AMARABAD	Z.P.H.S. VENKATESHWARAM	5	1	1	1	1	1	1	1	1	1	1	1	0	0	0	0	0	0	1			
281	AMARABAD	GOVT PROJECT HS	5	1	1	1	1	1	1	1	1	1	1	1	0	0	1	1	0	0	1			
45	AMARABAD		42	10	7	7	8	7	6	6	6	6	6	5	2	1	3	5	9	4	1	6		
282	BALMOOR	ZPHS, GODAL	5	1	1	1	1	1	1	0	1	0	0	0	1	0	1	0	1	1	1			
283	BALMOOR	ZPHS, THUMMANPET	5	1	1	1	1	1	1	1	1	1	1	1	0	0	0	0	0	0	1			
284	BALMOOR	ZPHS, KONDANAGULA	14	3	2	2	2	3	2	1	2	1	1	1	1	0	1	4	2	1	2			
285	BALMOOR	ZPHS, BALMOOR	9	2	1	1	2	1	1	1	1	1	1	1	0	0	0	3	1	0	1			
46	BALMOOR		33	7	5	5	6	6	5	3	5	3	3	3	3	0	1	1	8	4	2	5		
286	LINGAL	ZPHS, LINGAL	8	2	1	1	1	2	1	1	1	1	1	1	1	0	0	2	1	0	0			
287	LINGAL	ZPHS, AMBATPALLY	5	1	1	1	1	1	1	1	1	1	1	0	1	0	0	1	0	0	1			
47	LINGAL		13	3	2	2	2	3	2	2	2	2	2	1	2	1	0	1	2	1	0	1		
288	PEDDAKOTHAPALLY	ZPHS, VENNACHERLA	6	2	1	1	1	1	1	1	1	1	1	1	0	0	0	1	1	0	1			
289	PEDDAKOTHAPALLY	ZPHS P K PALLY	9	2	1	1	1	1	1	1	1	1	1	1	1	0	0	4	1	0	1			
290	PEDDAKOTHAPALLY	ZPHS, PEDDAKARPAMULA	6	2	1	1	1	1	1	1	1	1	1	1	0	0	1	1	1	0	1			
291	PEDDAKOTHAPALLY	ZPHS SATHAPOOR	5	1	1	1	1	1	1	1	1	0	0	0	1	0	0	1	0	1	1			
292	PEDDAKOTHAPALLY	ZPHS, KALWAKOLE	9	2	1	1	1	1	1	1	1	1	1	1	0	0	0	1	4	1	0	1		
48	PEDDAKOTHAPALLY		35	9	5	5	5	5	5	5	5	5	5	4	4	4	3	0	0	3	10	5	1	5

Sl.No.	Mandal Name	Name of the school	Posts Required				Sanctioned Posts													Additional Posts required			
			SA	TP1	HP1	PD2	SA-M	SA-E	SA-PS	SA-BS	SA-SS	TP1	HP1	TP2	HP2	PD	SGT	PET	SA	TP1	HP1	PD	
293	KODAIR	ZPHS, RAJAPUR	5	1	1	1	1	1	1	1	1	0	0	0	1	0	0	0	1	1	1		
294	KODAIR	ZPHS, KODAIR	12	3	2	2	1	2	1	1	1	1	1	1	0	0	0	1	6	2	1	2	
295	KODAIR	ZPHS KONDRAO PALLY	5	1	1	1	1	1	1	1	1	1	1	0	0	0	0	1	0	0	1		
296	KODAIR	ZPHS, YETHAM	5	1	1	1	1	1	1	1	1	1	1	0	0	0	0	0	0	0	1		
49	KODAIR		27	6	5	5	4	5	4	4	4	3	3	1	1	0	0	2	6	3	2	5	
297	GOPALPET	ZILLA PARISHAD HIGH SCHOOL	5	1	1	1	0	0	0	0	1	0	0	1	1	0	3	0	4	1	1	1	
298	GOPALPET	ZPHS GOPALPET	13	3	2	2	2	2	1	1	1	1	1	1	0	0	0	6	2	1	2		
299	GOPALPET	ZPHS BUDDARAM	5	1	1	1	1	1	1	1	0	0	1	1	0	0	1	0	1	1	1		
300	GOPALPET	ZPHS HEDUTLA	5	1	1	1	1	1	1	1	1	0	0	1	0	0	1	0	0	1	1		
301	GOPALPET	ZPHS CHENNARAM	5	1	1	1	1	2	1	1	1	1	1	0	0	0	1	-1	0	0	1		
302	GOPALPET	ZPHS YEDULA	5	1	1	1	1	1	1	1	1	1	1	0	0	0	0	1	0	0	1		
303	GOPALPET	ZPHS REVALLY	6	2	1	1	1	1	1	1	1	1	1	0	0	0	0	1	1	0	1		
50	GOPALPET		44	10	8	8	7	8	6	6	7	5	4	6	4	0	3	4	10	5	4	8	
304	WANAPARTHY	MPHS CHITYALA	5	1	1	1	0	0	0	0	0	0	0	0	0	0	0	5	1	1	1		
305	WANAPARTHY	MPHS CHANDAPUR	5	1	1	1	0	0	0	1	1	0	0	1	0	1	0	3	1	1	1		
306	WANAPARTHY	ZP GIRLS HIGH SCHOOL	21	5	3	3	0	0	2	4	4	1	1	2	0	0	1	11	4	2	3		
307	WANAPARTHY	ZPHS(BOYS) WANAPARTHY	21	5	3	3	5	3	2	4	6	1	2	1	2	1	0	1	4	1	2		
308	WANAPARTHY	ZPHS, TELUGU WADA, WNP	5	1	1	1	0	0	0	0	0	0	0	0	0	0	0	5	1	1	1		
309	WANAPARTHY	ZPHS (HW) WANAPARTHY	5	1	1	1	0	0	0	0	0	0	0	0	0	0	1	5	1	1	1		
310	WANAPARTHY	ZPHS PEDDAGUDEM	6	2	1	1	0	0	0	0	0	0	0	0	0	0	0	6	2	1	1		
311	WANAPARTHY	ZPHS KADUKUNTALA	5	1	1	1	0	0	0	0	0	0	0	0	0	0	0	5	1	1	1		
51	WANAPARTHY		73	17	12	12	5	3	4	9	11	2	3	2	5	1	3	41	15	9	11		
312	PANGAL	Z.P.H.S CHINTHAKUNTA	5	1	1	1	0	0	0	0	0	0	0	0	0	0	0	5	1	1	1		
313	PANGAL	Z.P.H.SCHOOL	5	1	1	1	0	0	0	0	0	0	0	0	0	0	0	5	1	1	1		
314	PANGAL	Z.P.H.S, PANGAL	16	4	2	2	1	1	1	1	2	1	1	1	1	0	0	10	3	1	1		
315	PANGAL	Z.P.H.S	5	1	1	1	0	0	0	0	0	0	0	0	0	0	0	5	1	1	1		
316	PANGAL	Z.P.H.S, KETHEPALLY	8	2	1	1	0	0	0	0	0	0	0	0	0	0	0	8	2	1	1		
317	PANGAL	Z.P.H.SCHOOL	8	2	1	1	1	2	1	1	1	1	1	0	0	0	0	2	1	0	1		
52	PANGAL		47	11	7	7	2	3	2	2	3	2	2	1	1	0	0	35	9	5	6		
318	PEBBAIR	ZPHS	14	3	2	2	1	2	2	2	1	1	1	1	1	3	0	6	2	1	1		
319	PEBBAIR	ZPHS KANCHIRAOPALLY	6	2	1	1	1	1	1	1	1	0	1	1	0	1	1	1	2	0	1		
320	PEBBAIR	ZPHS SRIRANGAPURAM	10	2	1	2	2	2	2	1	1	1	1	0	0	3	1	2	1	0	2		
321	PEBBAIR	ZPHS GUMMADAM	5	1	1	1	1	1	1	1	1	1	1	0	0	2	1	0	0	0	1		
322	PEBBAIR	ZPHS	5	1	1	1	1	1	1	1	0	0	0	1	0	0	1	0	1	1	1		
323	PEBBAIR	ZPHS RANGAPOOR	5	1	1	1	1	1	1	1	1	1	1	0	0	2	0	0	0	0	1		
324	PEBBAIR	ZPHS SUGOOR	5	1	1	1	1	1	1	1	0	0	1	1	0	2	1	0	1	1	1		
325	PEBBAIR	ZPHS AYYAVARIPALLE	5	1	1	1	0	1	1	1	1	0	0	0	1	0	1	1	1	1	1		
53	PEBBAIR		55	12	9	10	8	10	10	9	8	4	5	6	4	1	14	5	10	8	4	9	
326	GADWAL	GOVT HS MAMINMOHALLA	5	1	1	1	1	0	0	0	1	0	1	1	0	4	0	3	1	1	1		
327	GADWAL	ZPHS ANANTAPUR	7	2	1	1	1	1	1	1	1	1	1	1	0	1	1	2	1	0	1		
328	GADWAL	ZPHS POODOOR	5	1	1	1	1	1	1	1	1	1	0	0	0	1	0	0	0	0	1		
329	GADWAL	GOVT HS (GIRLS)	13	3	2	2	3	2	1	2	2	1	1	1	1	1	1	3	2	1	2		
330	GADWAL	GOVT.HS BOYS	20	4	2	3	4	3	2	4	4	1	1	1	1	5	1	3	3	1	2		
331	GADWAL	GOVT. PR. HS GADWAL	15	3	2	2	3	1	1	2	4	1	1	1	0	0	1	4	2	1	2		
332	GADWAL	GOVT.HS	5	1	1	1	1	1	1	1	1	1	1	0	1	0	1	0	0	0	1		
54	GADWAL		70	15	10	11	14	9	7	11	14	6	6	5	5	1	12	5	15	9	4	10	
333	DHAROOR	MPHS KONDAPUR	5	1	1	1	0	0	1	0	1	0	0	0	0	1	0	3	1	1	1		
334	DHAROOR	ZPHS MARLABEED	5	1	1	1	1	0	1	0	1	0	0	0	0	0	0	2	1	1	1		
335	DHAROOR	ZPHS , REVULAPALLY	5	1	1	1	0	0	1	1	1	0	0	1	0	0	0	2	1	1	1		

Sl.No.	Mandal Name	Name of the school	Posts Required				Sanctioned Posts													Additional Posts required			
			SA	TP1	HP1	PD2	SA-M	SA-E	SA-PS	SA-BS	SA-SS	TP1	HP1	TP2	HP2	PD	SGT	PET	SA	TP1	HP1	PD	
336	DHAROOR	Z.P.H.S DHARUR	9	2	1	2	1	1	1	2	1	1	1	1	1	0	0	1	3	1	0	2	
337	DHAROOR	Z.P.H.S,UPPAIR	9	2	1	1	1	1	1	1	1	1	1	1	0	0	1	1	4	1	0	1	
338	DHAROOR	ZPHS PATHA PALEM	5	1	1	1	1	1	1	1	1	0	0	0	0	1	0	0	0	1	1	1	
55	DHAROOR		38	8	6	7	4	3	6	5	6	2	2	3	1	0	3	2	14	6	4	7	
339	MALDAKAL	M.P (C) U P S, PALWAI	5	1	1	1	0	0	0	1	1	0	0	0	0	1	0	3	1	1	1		
340	MALDAKAL	ZPHS BIZWAR	5	1	1	1	1	1	1	1	1	1	1	0	0	0	0	0	0	0	0	1	
341	MALDAKAL	ZPHS, AMARAVAI	5	1	1	1	1	1	1	1	1	0	0	1	1	0	1	0	1	1	1	1	
342	MALDAKAL	ZPHS MALDAKAL	9	2	1	1	1	2	1	1	1	0	1	1	0	0	2	1	3	2	0	1	
343	MALDAKAL	ZPHS, ELKUR	5	1	1	1	1	1	1	1	1	1	0	0	1	0	1	0	0	0	1	1	
56	MALDAKAL		29	6	5	5	4	5	4	5	5	2	2	2	2	0	5	3	6	4	3	5	
344	GATTU	ZILLA PARISHAD HIGH SCHOOL	5	1	1	1	0	0	0	1	1	0	0	1	0	0	1	0	3	1	1	1	
345	GATTU	ZPHS CHAGADONA	5	1	1	1	1	1	1	1	1	0	0	0	1	0	0	0	0	1	1	1	
346	GATTU	ZPHS, GATTU	6	2	1	1	1	1	1	1	1	1	1	1	0	0	0	1	1	1	0	1	
347	GATTU	ZPHS, MACHERLA	5	1	1	1	1	1	1	1	1	0	1	1	0	0	0	1	0	1	0	1	
348	GATTU	ZPHS NANDINNE POST	5	1	1	1	1	1	1	1	1	0	0	0	1	0	0	1	0	1	1	1	
57	GATTU		26	6	5	5	4	4	4	5	5	1	2	3	2	0	1	3	4	5	3	5	
349	IEEJA	ZPHS 'UTTANOOR	5	1	1	1	1	1	0	1	1	0	0	0	0	0	0	1	1	1	1	1	
350	IEEJA	ZPHS (GIRLS), IEEJA	7	2	1	1	1	1	1	1	1	0	0	0	1	0	2	0	2	2	1	1	
351	IEEJA	ZPHS UPPAL	5	1	1	1	1	1	1	1	1	0	0	0	0	1	0	0	1	1	1	1	
352	IEEJA	ZPHS PULIKAL	5	1	1	1	1	1	0	0	1	0	0	0	0	1	0	2	1	1	1	1	
353	IEEJA	ZPHS IEEJA	13	3	2	2	2	2	1	2	2	1	1	1	1	3	0	4	2	1	1	1	
354	IEEJA	ZPHS CHINASTHANDRAPAD	5	1	1	1	1	1	1	1	1	1	0	1	1	0	2	1	0	0	1	1	
355	IEEJA	ZPHS, MEDIKONDA	5	1	1	1	1	1	1	1	1	1	1	0	0	2	0	0	0	0	0	1	
356	IEEJA	ZPHS SINDA NAGAR	5	1	1	1	1	1	1	1	1	1	1	0	0	2	0	0	0	0	0	1	
357	IEEJA	ZPHS	5	1	1	1	1	1	0	1	1	0	0	0	0	0	0	1	1	1	1	1	
358	IEEJA	ZPHS	5	1	1	1	1	1	0	1	1	0	0	0	0	1	0	1	1	1	1	1	
58	IEEJA		60	13	11	11	11	11	6	10	11	4	3	2	3	1	14	1	11	9	8	10	
359	WADDEPALLY	ZP HS TANAGALA	5	1	1	1	1	1	1	1	1	0	0	0	0	0	0	0	1	1	1	1	
360	WADDEPALLY	Z.P.H.S WADDEPALLY	5	1	1	1	1	0	0	0	1	0	0	1	1	0	0	3	1	1	1	1	
361	WADDEPALLY	ZPHS SHANTHI NAGAR	12	3	2	2	1	1	1	0	1	0	0	0	1	0	2	0	8	3	2	2	
362	WADDEPALLY	ZPHS PEDDA TANDRAPAD	5	1	1	1	1	1	1	1	1	0	0	0	0	2	0	0	1	1	1	1	
363	WADDEPALLY	ZPHS MANDODDI	6	2	1	1	1	1	1	1	1	1	1	0	0	1	0	1	1	0	0	1	
364	WADDEPALLY	ZPHS RAMAPURAM	5	1	1	1	1	1	1	1	1	1	1	0	0	2	0	0	0	0	0	1	
365	WADDEPALLY	ZPHS KONKAL	5	1	1	1	1	1	1	1	1	1	1	1	0	0	0	0	0	0	0	1	
366	WADDEPALLY	ZPHS, RAJOLI	13	3	2	2	1	3	3	1	2	1	1	1	0	4	1	3	2	1	2		
59	WADDEPALLY		56	13	10	10	8	9	9	6	9	4	4	3	2	0	11	1	15	9	6	10	
367	ITIKYAL	ZPHS UDDANDAPUR	5	1	1	1	0	1	1	0	1	0	0	0	0	0	0	2	1	1	1	1	
368	ITIKYAL	ZPHS CHAGAPUR	5	1	1	1	1	1	0	1	1	0	0	0	0	0	0	1	1	1	1	1	
369	ITIKYAL	ZPHS KODANDAPUR	5	1	1	1	0	0	0	1	0	0	0	0	0	3	0	4	1	1	1	1	
370	ITIKYAL	Z.P.H.S ITIKYAL	6	2	1	1	1	1	1	1	1	1	0	0	1	0	1	1	1	1	1	1	
371	ITIKYAL	Z.P.H.S VEMULA	5	1	1	1	1	1	1	1	1	0	0	0	0	1	1	0	1	1	1	1	
372	ITIKYAL	Z.P.HIGH SCHOOL VALLUR	5	1	1	1	1	1	1	1	1	1	1	0	0	1	0	0	0	0	0	1	
373	ITIKYAL	Z.P.HIGH SCHOOL DHARMAVARA	7	2	1	1	1	1	1	1	1	1	0	1	1	0	1	2	1	1	1	1	
60	ITIKYAL		38	9	7	7	5	6	5	6	6	3	1	1	2	0	7	3	10	6	6	7	
374	MANOPAD	ZP HS JALLAPUR	5	1	1	1	1	0	1	1	1	0	0	1	1	0	0	1	1	1	1	1	
375	MANOPAD	ZPHS MANOPAD	13	3	2	2	1	2	2	1	2	1	1	0	0	1	0	5	2	1	1	1	
376	MANOPAD	ZPHS,UNDAVELLY	9	2	1	1	1	2	1	1	1	1	1	1	0	0	1	3	1	0	1	1	
377	MANOPAD	ZPHS PULLUR	5	1	1	1	1	1	1	1	1	0	0	0	1	0	1	0	1	1	1	1	
61	MANOPAD		32	7	5	5	4	5	5	4	5	2	2	2	2	1	0	3	9	5	3	4	

Sl.No.	Mandal Name	Name of the school	Posts Required				Sanctioned Posts													Additional Posts required			
			SA	TP1	HP1	PD2	SA-M	SA-E	SA-PS	SA-BS	SA-SS	TP1	HP1	TP2	HP2	PD	SGT	PET	SA	TP1	HP1	PD	
378	ALAMPUR	ZPHS (HW)	6	2	1	1	1	1	1	1	1	0	0	0	1	0	1	1	1	2	1	1	
379	ALAMPUR	ZPHS THAKKASILA	6	2	1	1	1	1	1	1	0	0	0	1	0	2	1	1	2	1	1	1	
380	ALAMPUR	ZPHS,KYATHUR	7	2	1	1	1	1	1	1	1	1	1	1	0	0	1	2	1	0	1	1	
381	ALAMPUR	ZPHS BUKKAPUR	5	1	1	1	1	1	1	1	1	1	1	0	0	0	1	0	0	0	1	1	
382	ALAMPUR	ZPHS (BOYS) ALAMPUR	5	1	1	1	1	1	1	1	0	0	1	1	0	1	0	0	1	1	1	1	
383	ALAMPUR	GOVT JR. COLLEGE HS	5	1	1	1	1	1	1	1	1	1	0	0	0	0	1	0	0	0	1	1	
384	ALAMPUR	ZPHS LINGAVAI	5	1	1	1	1	1	1	1	0	0	1	1	0	0	1	0	1	1	1	1	
62	ALAMPUR		39	10	7	7	7	7	7	7	3	3	4	4	0	4	6	4	7	4	7		
385	VEEPANGANDLA	Z.P.H.S JATAPROLE	6	2	1	1	1	1	1	1	0	0	0	0	0	0	0	1	2	1	1	1	
386	VEEPANGANDLA	Z.P.H.S DAGADAPALLY	8	2	1	1	2	2	1	1	1	1	0	1	0	2	1	1	1	0	1	1	
387	VEEPANGANDLA	Z.P.H.S, AYYAVARIPALLY	5	1	1	1	1	1	1	1	0	0	1	1	0	1	0	0	1	1	1	1	
388	VEEPANGANDLA	Z.P.H.S BEKKEM	5	1	1	1	1	1	1	1	0	0	1	1	0	1	1	0	1	1	1	1	
389	VEEPANGANDLA	Z.P.H.S, THOMKUNTA	9	2	1	1	1	1	1	1	1	1	1	0	0	0	1	4	1	0	1	1	
390	VEEPANGANDLA	Z.P.H.S PEDDAMAROOR	5	1	1	1	1	1	1	1	1	1	0	0	0	1	0	0	0	0	1	1	
391	VEEPANGANDLA	Z.P.H.S, GOPALAPURAM	5	1	1	1	1	1	1	1	1	1	1	1	0	0	1	0	0	0	1	1	
392	VEEPANGANDLA	Z.P.H.S KOPPUNUR	6	2	1	1	1	1	1	1	1	1	1	1	0	0	1	1	1	0	1	1	
63	VEEPANGANDLA		49	12	8	8	9	9	8	8	5	5	5	5	0	5	5	7	7	3	8		
393	KOLLAPUR	MPHS YENMAN BETLA	5	1	1	1	1	1	1	1	0	0	0	1	0	0	0	0	1	1	1	1	
394	KOLLAPUR	ZPHS SINGOTAM	7	2	1	1	1	2	1	1	1	1	0	0	0	0	1	1	1	0	1	1	
395	KOLLAPUR	MPHS S KIDIKILLA	5	1	1	1	1	1	1	1	0	0	1	1	0	0	0	0	1	1	1	1	
396	KOLLAPUR	ZPHS YELLORE	5	1	1	1	1	1	1	1	1	0	1	0	0	1	0	0	1	1	1	1	
397	KOLLAPUR	Z P H S (G M) KOLLAPUR	8	2	1	1	2	1	1	2	2	1	1	1	1	0	0	0	1	0	1	1	
398	KOLLAPUR	ZP (GIRLS)HS	8	2	1	1	2	2	1	1	1	1	0	0	0	0	1	1	1	0	1	1	
399	KOLLAPUR	ZP MODEL HS,	5	1	1	1	1	1	1	1	0	0	1	1	0	3	1	0	1	1	1	1	
400	KOLLAPUR	ZPHS PENTLAVELLY	9	2	1	1	2	2	2	1	2	1	1	1	0	1	1	0	1	0	1	1	
401	KOLLAPUR	ZPHS(GIRLS)	8	2	1	1	1	1	1	1	0	0	1	1	0	1	1	3	2	1	1	1	
402	KOLLAPUR	GOVT GIRLS HIGH SCHOOL	6	2	1	1	1	1	1	1	1	1	0	0	0	0	1	1	1	0	1	1	
64	KOLLAPUR		66	16	10	10	13	13	11	11	12	6	5	6	7	0	5	7	6	10	5	10	
	Grand Total		2773	647	449	456	401	387	369	383	426	228	207	228	201	26	272	183	807	419	242	430	

SARVA SIKSHA ABHIYAN :: MAHABUBNAGAR
LIST OF POSTS REQUIRED IN UPPER PRIMARY SCHOOLS

District: Mahabubnagar

SLNO	Name of the Mandal	Name of the School	Required Posts				Sanctioned Posts							Additional Posts required			
			SA	TP2	HP2	SGT	SAM	SAP	SAB	SASS	TP2	HP2	SGT	SA	TP2	HP2	SGT
1	KODANGAL	CUPS RUDRARAM	2	1	1	10	1			1	1	1	6	0	0	0	4
2	KODANGAL	MP UPS CHITLAPALLY	2	1	1	5			1	1	1	1	5	0	0	0	0
3	KODANGAL	UPS APPAIPALLY	2	1	1	4			1	1	1	1	3	0	0	0	1
4	KODANGAL	CUPS BALAJINAGAR KODANGAL	2	1	1	4							5	2	1	1	-1
5	KODANGAL	CUPS HASNBAD	2	1	1	6	1			1	1	1	7	0	0	0	-1
6	KODANGAL	CUPS HASNABAD	2	1	1	3							3	2	1	1	0
7	KODANGAL	MP CUPS	2	1	1	4	1			1	1	1	4	0	0	0	0
8	KODANGAL	MP UPS	2	1	1	4			1	1	1	1	4	0	0	0	0
9	KODANGAL	MP UPS KASTURPALLY	2	1	1	4							4	2	1	1	0
	KODANGAL		18	9	9	44	3	0	3	6	6	6	41	6	3	3	3
10	BOMRASPET	MPCUPS BOMRASPET	2	1	1	3			1	1	1	1	5	0	0	0	-2
11	BOMRASPET	CPS BURAHANPUR	2	1	1	4							3	2	1	1	1
12	BOMRASPET	MPUPS CHILMULMAILWAR	2	1	1	5							3	2	1	1	2
13	BOMRASPET	MP CPS, DUDYAL	2	1	1	5	1			1	1	1	4	0	0	0	1
14	BOMRASPET	MP UPS ERLAPALLY	2	1	1	4							4	2	1	1	0
15	BOMRASPET	MP UPS POLEPALLY	2	1	1	6	1			1	1	1	3	0	0	0	3
16	BOMRASPET	MPCUPS THINKIMETLA	2	1	1	6						1	3	2	1	0	3
17	BOMRASPET	MPCUPS REGADIMAILARAM	2	1	1	8			1				3	1	1	1	5
18	BOMRASPET	MP UPS ERPUMALLA	2	1	1	5							3	2	1	1	2
19	BOMRASPET	MP UPS GOWRARAM	2	1	1	4				1		1	3	1	1	0	1
	BOMRASPET		20	10	10	50	2	0	2	4	3	5	34	12	7	5	16
20	KOSGI	MPUPS B	3	1	1	6	1			1	1	1	9	1	0	0	-3
21	KOSGI	MP UPS NACHARAM	2	1	1	5	1			1	1	1	3	0	0	0	2
22	KOSGI	MPUPS POTHIREDDY PALLE	2	1	1	7			1	1	1	1	4	0	0	0	3
23	KOSGI	MPCUPS GUNDUMAL	2	1	1	8	1			1	1	1	6	0	0	0	2
24	KOSGI	MPUPS BOGHARAM	2	1	1	4			1	1	1	1	3	0	0	0	1
25	KOSGI	UPS(GM) KOSGI	3	1	1	5				1		1	6	2	1	0	-1
26	KOSGI	BKVVK, KOSGI	2	1	1	2								2	1	1	2
	KOSGI		16	7	7	37	3	0	2	6	5	6	31	5	2	1	6
27	DOULTABAD	MPCUPS DOULTABAD	2	1	1	6				1	1	1	6	1	0	0	0
28	DOULTABAD	UPS ANTHWAR	2	1	1	5			1	1	1	1	3	0	0	0	2
29	DOULTABAD	UPS NEETUR	2	1	1	5	1			1	1	1	3	0	0	0	2
30	DOULTABAD	UPS, BICHAL	2	1	1	7	1					1	3	1	1	0	4
31	DOULTABAD	M P CUPS KUDURUMALLA	2	1	1	6			1	1	1	1	4	0	0	0	2
32	DOULTABAD	MPUPS, CHALLAPUR	2	1	1	6			1	1			3	0	1	1	3
33	DOULTABAD	MPUPS DEVERFASALWAD	2	1	1	5						1	4	2	1	0	1
	DOULTABAD		14	7	7	40	2	0	3	5	4	6	26	4	3	1	14

SLNO	Name of the Mandal	Name of the School	Required Posts				Sanctioned Posts							Additional Posts required			
			SA	TP2	HP2	SGT	SAM	SAP	SAB	SASS	TP2	HP2	SGT	SA	TP2	HP2	SGT
34	DAMARGIDDA	PSGUDIMANKANPALLY	2	1	1	7							3	2	1	1	4
35	DAMARGIDDA	UPS UDUMALAGIDDA	2	1	1	5							4	2	1	1	1
36	DAMARGIDDA	UPS MADDELABOODU	2	1	1	5							3	2	1	1	2
37	DAMARGIDDA	UPS ASHANPALLY	2	1	1	6							3	2	1	1	3
38	DAMARGIDDA	UPS BOMMANPAD	2	1	1	6	1			1	1	1	3	0	0	0	3
39	DAMARGIDDA	PS KAMSANIPALLY	2	1	1	8			1	1	1	1	4	0	0	0	4
	DAMARGIDDA		12	6	6	37	1	0	1	2	2	2	20	8	4	4	17
40	MADDUR	UPS NANDIPAD	2	1	1	7	1			1	1	1	2	0	0	0	5
41	MADDUR	MPUPS KHAJIPOOR	2	1	1	4							3	2	1	1	1
42	MADDUR	UPS (G) MADDUR	2	1	1	6	1			1	1	1	3	0	0	0	3
43	MADDUR	M P (C) U P S, KOTHA PALLY	2	1	1	4							3	2	1	1	1
44	MADDUR	UPS MANNAPUR	2	1	1	4							3	2	1	1	1
45	MADDUR	MPUPS KOMMOOR	2	1	1	5		1		1	1	1	3	0	0	0	2
46	MADDUR	UPS GOKULNAGAR	2	1	1	5							3	2	1	1	2
47	MADDUR	UPS MOMINAPUR	2	1	1	6		1		1	1	1	3	0	0	0	3
48	MADDUR	MPUPS NIDIJINTHA	2	1	1	6	1			1	1	1	2	0	0	0	4
49	MADDUR	M P U P S, DOREPALLY	2	1	1	7			1	1			3	0	1	1	4
50	MADDUR	M P (C) UPS DAMAGNAPOOR	2	1	1	6			1	1	1	1	5	0	0	0	1
51	MADDUR	M P (C) U P S, MADDUR	4	1	1	9			1	1	1	1	8	2	0	0	1
52	MADDUR	U P S PALLERLA	2	1	1	8			1	1			3	0	1	1	5
53	MADDUR	M P U P S, RENIWATLA	2	1	1	6			1	1		1	3	0	1	0	3
54	MADDUR	UPS THIMMAREDDY PALLY	2	1	1	3	1			1			3	0	1	1	0
	MADDUR		32	15	15	86	4	2	5	11	7	8	50	10	8	7	36
55	KOILKONDA	MP UPS YELLAREDDY PALLY	2	1	1	4	1			1	1	1	3	0	0	0	1
56	KOILKONDA	UPS MODIPOOR	2	1	1	5	1			1	1	1	3	0	0	0	2
57	KOILKONDA	UPS, KANAYA PALLY	2	1	1	3			1	1	1	1	2	0	0	0	1
58	KOILKONDA	UPS, KHAZI POOR	2	1	1	3			1	1	1	1	3	0	0	0	0
59	KOILKONDA	MP UPS, ANKILLA	2	1	1	4	1			1	1	1	3	0	0	0	1
60	KOILKONDA	MP UPS KESHAVAPUR	2	1	1	6	1			1	1	1	3	0	0	0	3
61	KOILKONDA	MP UPS PERKIVEED	2	1	1	3			1	1	1	1	3	0	0	0	0
62	KOILKONDA	UPS, VINJAMOOR	2	1	1	7	1			1		1	5	0	1	0	2
63	KOILKONDA	UPS CHANDRAS PALLY	2	1	1	4				1			3	1	1	1	1
64	KOILKONDA	UPS, RAMPOOR	2	1	1	4			1	1			4	0	1	1	0
65	KOILKONDA	UPS MALKAPAOOR	2	1	1	9	1			1			4	0	1	1	5
	KOILKONDA		22	11	11	52	6	0	4	11	7	8	36	1	4	3	16
66	HANWADA	UPS CHINNA DUPPALLY	2	1	1	7				1			4	1	1	1	3
67	HANWADA	UPS BUDDARAM	2	1	1	6			1	1	1	1	3	0	0	0	3
68	HANWADA	M P UPS SHAIK PALLY	2	1	1	4			1	1	1	1	3	0	0	0	1
69	HANWADA	M P P S KOTHAPET	2	1	1	8				1			3	1	1	1	5
70	HANWADA	M P UPS GUDIMALKAPOOR	2	1	1	4	1			1	1	1	3	0	0	0	1

SLNO	Name of the Mandal	Name of the School	Required Posts				Sanctioned Posts							Additional Posts required			
			SA	TP2	HP2	SGT	SAM	SAP	SAB	SASS	TP2	HP2	SGT	SA	TP2	HP2	SGT
71	HANWADA	M P UPS PEDDA DARPALLY	2	1	1	3	1			1	1	1	3	0	0	0	0
72	HANWADA	MPUPS HANWADA	2	1	1	9			1	1	1	1	5	0	0	0	4
73	HANWADA	UPS TANKARA	2	1	1	2				1			5	1	1	1	-3
	HANWADA		16	8	8	43	2	0	3	8	5	5	29	3	3	3	14
74	NAWABPET	MPUPS, AMMAPURAM	2	1	1	3			1	1	1	1	2	0	0	0	1
75	NAWABPET	MPPS, JANGAMAYA PALLY	2	1	1	3	1			1	1	1	3	0	0	0	0
76	NAWABPET	M.P.U.PS KAKARLA PAHAD	2	1	1	7							3	2	1	1	4
77	NAWABPET	MPUPS POMAL	2	1	1	6	1			1		1	5	0	1	0	1
78	NAWABPET	MPUPS, GURUKUNTA	2	1	1	3			1				3	1	1	1	0
	NAWABPET		10	5	5	22	2	0	2	3	2	3	16	3	3	2	6
79	BALANAGAR	UPS KUCHERIKAL	2	1	1	4							3	2	1	1	1
80	BALANAGAR	UPS MUDIREDDYPALLY	2	1	1	4			1	1	1	1	3	0	0	0	1
81	BALANAGAR	UPS EDIGANIPALLY	2	1	1	4							3	2	1	1	1
82	BALANAGAR	UPS KALLEPALLY	2	1	1	3			1	1	1	1	3	0	0	0	0
83	BALANAGAR	UPS MOTHIGHANPUR	2	1	1	6	1			1	1	1	3	0	0	0	3
84	BALANAGAR	UPS PEDDAIPALLY	2	1	1	2							2	2	1	1	0
85	BALANAGAR	UPS NERELLAPALLY	2	1	1	3	1			1	1	1	3	0	0	0	0
86	BALANAGAR	UPS CHINNAREVALLY	2	1	1	4							3	2	1	1	1
87	BALANAGAR	UPS RANGAREDDYGUDA	2	1	1	4			1	1		1	5	0	1	0	-1
88	BALANAGAR	MPUPS KETHI REDDY PALLY	2	1	1	2							3	2	1	1	-1
89	BALANAGAR	UPS HEMAJIPUR	2	1	1	4						1	1	2	1	0	3
	BALANAGAR		22	11	11	40	2	0	3	5	4	6	32	12	7	5	8
90	KONDURG	PS VENKIRYAL	2	1	1	3			1	1	1	1	3	0	0	0	0
91	KONDURG	MPUPS YEDIRA	2	1	1	4	1			1	1	1	3	0	0	0	1
92	KONDURG	MPUPS PEERJAPUR	2	1	1	4							3	2	1	1	1
93	KONDURG	MPUPS VEERANNAPET	2	1	1	7	1			1	1	1	4	0	0	0	3
94	KONDURG	MPUPS, JAKARAM	2	1	1	3							3	2	1	1	0
95	KONDURG	MPUPS PADMARAM	2	1	1	5							4	2	1	1	1
96	KONDURG	MPUPS C.E.CHERLA	2	1	1	3			1	1	1	1	3	0	0	0	0
97	KONDURG	M P U P S PARVATHAPOOR	2	1	1	4							3	2	1	1	1
98	KONDURG	MPUPS, UMMENTHYALA	2	1	1	3				1			3	1	1	1	0
99	KONDURG	MPUPS, TANGEPALLY	2	1	1	4				1			3	1	1	1	1
100	KONDURG	MPUPS, RAMACHANDRAPUR	2	1	1	2				1			2	1	1	1	0
	KONDURG		22	11	11	42	2	0	2	7	4	4	34	11	7	7	8
101	FAROOQNAGAR	UPS VENKATESHWARA COLONY	2	1	1	8	1			1	1	1	3	0	0	0	5
102	FAROOQNAGAR	UP.S RAILWAY STATION	2	1	1	6			1	1	1	1	3	0	0	0	3
103	FAROOQNAGAR	MPUPS, SHADNAGAR	5	1	1	13	1			1	1	1	6	3	0	0	7
104	FAROOQNAGAR	MPUPS, AYYAVARIPALLY	2	1	1	3			1	1		1	3	0	1	0	0
105	FAROOQNAGAR	MP UPS, KONDANNAGUDA	2	1	1	4							3	2	1	1	1
106	FAROOQNAGAR	MPUPS, VENKANNAGUDA	2	1	1	3			1	1	1	1	3	0	0	0	0

SLNO	Name of the Mandal	Name of the School	Required Posts				Sanctioned Posts							Additional Posts required				
			SA	TP2	HP2	SGT	SAM	SAP	SAB	SASS	TP2	HP2	SGT	SA	TP2	HP2	SGT	
107	FAROOQNAGAR	MPUPS NERELLACHERVU	2	1	1	3		1			1	1	1	3	0	0	0	0
108	FAROOQNAGAR	MPUPS KAMMADANAM	2	1	1	5	1				1	1	1	3	0	0	0	2
109	FAROOQNAGAR	M P U.P.SCHOOL	2	1	1	4				1	1	1	1	3	0	0	0	1
110	FAROOQNAGAR	MPUPS KANDIVANA,M	2	1	1	4	1				1	1	1	3	0	0	0	1
111	FAROOQNAGAR	MPUPS ELIKATLA	2	1	1	5	1				1	1	1	3	0	0	0	2
112	FAROOQNAGAR	MPUPS ANNARAM	2	1	1	2				1	1	1	1	3	0	0	0	-1
113	FAROOQNAGAR	uPS VITHYALA	2	1	1	7	1			1		1	1	3	0	0	0	4
114	FAROOQNAGAR	MPUPS BHEEMARAM	2	1	1	3				1	1	1	1	3	0	0	0	0
115	FAROOQNAGAR	MPUPS DEVUNI PALLY	2	1	1	4	1							3	1	1	1	1
116	FAROOQNAGAR	MPUPS DOOSKAL	3	1	1	7				1				4	2	1	1	3
117	FAROOQNAGAR	MPUPS, FAROOQNAGAR	6	2	1	14				1	1	1	1	14	4	1	0	0
118	FAROOQNAGAR	MPUPS LINGA REDDY PALLY	3	1	1	6				1				5	2	1	1	1
119	FAROOQNAGAR	MPUPS FAROOQ NAGAR	4	1	1	6					1		1	5	3	1	0	1
120	FAROOQNAGAR	MPUPS	2	1	1	5				1				3	1	1	1	2
	FAROOQNAGAR		51	21	20	112	7	1	11	14	13	15	79	18	8	5	33	
121	KOTHUR	MPPS, RANGAPUR	2	1	1	4							3	2	1	1	1	
122	KOTHUR	MPPS THIMMAPUR	2	1	1	3	1				1	1	1	3	0	0	0	0
123	KOTHUR	MP PS NARSAPPA GUDA	2	1	1	8	1				1	1	1	4	0	0	0	4
124	KOTHUR	MP PS EEDULA PALLY	2	1	1	2				1	1	1	1	3	0	0	0	-1
125	KOTHUR	MP UPS KUMMARIGUDA	2	1	1	2					1		1	2	1	1	0	0
126	KOTHUR	MP UPS SIDDAPUR	2	1	1	7	1			1				4	0	1	1	3
127	KOTHUR	MP UPS INMUL NARWA	3	1	1	8				1				3	2	1	1	5
128	KOTHUR	MP UPS VEERLAPALLY	2	1	1	2				1				2	1	1	1	0
129	KOTHUR	MP UPS MALLAPUR	2	1	1	2	1				1			2	0	1	1	0
	KOTHUR		19	9	9	38	4	0	4	5	3	4	26	6	6	5	12	
130	KESHAMPET	MP PS CHOWLA PALLY	2	1	1	5	1				1	1	1	4	0	0	0	1
131	KESHAMPET	MP UPS IPPALA PALLY	2	1	1	4								3	2	1	1	1
132	KESHAMPET	MP PS LEMAMIDI	2	1	1	4				1	1	1	1	3	0	0	0	1
133	KESHAMPET	MPU PS POMAL PALLY	2	1	1	3				1	1	1	1	2	0	0	0	1
134	KESHAMPET	MPU PS SANGEM	2	1	1	4	1				1	1	1	4	0	0	0	0
135	KESHAMPET	MPU PS SANTHAPUR	2	1	1	4	1				1	1	1	4	0	0	0	0
136	KESHAMPET	MPU PS THOMMIDIREKULA	2	1	1	3				1	1	1	1	4	0	0	0	-1
137	KESHAMPET	MP UPS EKLASKHAN PET	2	1	1	7					1			3	1	1	1	4
138	KESHAMPET	MP UPS KONDA REDDY PALLY	2	1	1	5					1			3	1	1	1	2
139	KESHAMPET	MP UPS LINGAMDANA	2	1	1	3	1				1	1		2	0	0	1	1
140	KESHAMPET	S.R.K. VIDYA LAYAM	2	1	1	6								8	2	1	1	-2
	KESHAMPET		22	11	11	48	4	0	3	9	7	6	40	6	4	5	8	
141	TALKONDAPALLY	MP UPS CHOWDERPALLY	2	1	1	3								3	2	1	1	0
142	TALKONDAPALLY	MP PS VENKATRAO PET	2	1	1	3				1	1	1	1	3	0	0	0	0
143	TALKONDAPALLY	MP UPS CHALLAMPALLY	2	1	1	4								3	2	1	1	1

SLNO	Name of the Mandal	Name of the School	Required Posts				Sanctioned Posts							Additional Posts required			
			SA	TP2	HP2	SGT	SAM	SAP	SAB	SASS	TP2	HP2	SGT	SA	TP2	HP2	SGT
144	TALKONDAPALLY	MP UPS KHANAPUR	2	1	1	3				1		1	4	1	1	0	-1
145	TALKONDAPALLY	M P UPPER PRIMARY SCHOOL	2	1	1	4	1					1	4	1	1	0	0
	TALKONDAPALLY		10	5	5	17	1	0	1	2	1	3	17	6	4	2	0
146	AMANGAL	MP UPS KARKALPAHAD	2	1	1	2	1			1	1	1	3	0	0	0	-1
147	AMANGAL	MPUPS KARKALPAHAD	2	1	1	4							4	2	1	1	0
148	AMANGAL	UPS KADTHAL(GIRLS)	2	1	1	5							4	2	1	1	1
149	AMANGAL	UPS CHERIKONDA	2	1	1	5			1		1		3	1	0	1	2
150	AMANGAL	MPU PS KONAPUR	2	1	1	4							3	2	1	1	1
151	AMANGAL	MPU AMANGAL	2	1	1	3	1			1	1	1	3	0	0	0	0
152	AMANGAL	MPU PS POLEPALLY	2	1	1	3			1	1	1	1	3	0	0	0	0
153	AMANGAL	MP UPS KADTHAL	2	1	1	5			1			1	5	1	1	0	0
154	AMANGAL	UPS, AMANGAL	3	1	1	6	1					1	5	2	1	0	1
155	AMANGAL	MPUPS, AMANGAL	2	1	1	5		1				1	4	1	1	0	1
156	AMANGAL	mpUPS MANGALAPALLY	2	1	1	3			1	1			2	0	1	1	1
	AMANGAL		23	11	11	45	3	1	4	4	4	6	39	11	7	5	6
157	MADGUL	MP UP S	2	1	1	4							3	2	1	1	1
158	MADGUL	MPUPS, CHANDRAYANPALLY	2	1	1	4			1	1	1	1	2	0	0	0	2
159	MADGUL	UP S ANNEBOIN PALLY	2	1	1	3	1			1	1	1	3	0	0	0	0
160	MADGUL	MPUPS, GIRI KOTHAPALLY	2	1	1	2							3	2	1	1	-1
161	MADGUL	UPS APPAREDDY PALLY	2	1	1	5				1			3	1	1	1	2
162	MADGUL	UPS SUDDAPALLY	2	1	1	5							3	2	1	1	2
	MADGUL		12	6	6	23	1	0	1	3	2	2	17	7	4	4	6
163	WANGOOR	MPUPS UPPAL PAHAD	2	1	1	3			1	1	1	1	3	0	0	0	0
164	WANGOOR	MPPS, NIZAMBAD	2	1	1	2							3	2	1	1	-1
165	WANGOOR	MPUPS SARVA REDDY PALLY	2	1	1	2		1		1	1	1	3	0	0	0	-1
166	WANGOOR	MPUPS JAJALA	2	1	1	3			1	1	1	1	3	0	0	0	0
167	WANGOOR	MPUPS CHARAKONDA	2	1	1	7	1			1	1	1	6	0	0	0	1
168	WANGOOR	MPUPS THURKALA PALLY	2	1	1	4	1			1	1	1	4	0	0	0	0
169	WANGOOR	MPUPS SIRSANGANDLA	2	1	1	3							3	2	1	1	0
170	WANGOOR	MPUPS KONDA REDDY PALLY	2	1	1	4			1	1		1	3	0	1	0	1
171	WANGOOR	MPUPS THIPPA REDDY PALLY	2	1	1	2	1						3	1	1	1	-1
	WANGOOR		18	9	9	30	3	1	3	6	5	6	31	5	4	3	-1
172	VELDANDA	UPS VELDANDA	2	1	1	6	1			1	1	1	5	0	0	0	1
173	VELDANDA	PRIMARY SCHOOL	2	1	1	5							3	2	1	1	2
174	VELDANDA	PS CHERKUR	2	1	1	3			1	1	1	1	3	0	0	0	0
175	VELDANDA	UPS POTHEPALLY	2	1	1	4	1			1	1	1	3	0	0	0	1
176	VELDANDA	PS CHEDURPALLY	2	1	1	2		1		1	1	1	2	0	0	0	0
177	VELDANDA	UPS KOTRA	2	1	1	6			1	1			4	0	1	1	2
178	VELDANDA	MUUPS GOKARAM	2	1	1	4							3	2	1	1	1
179	VELDANDA	UPS CHOWDERPALLY	2	1	1	3							3	2	1	1	0

SLNO	Name of the Mandal	Name of the School	Required Posts				Sanctioned Posts							Additional Posts required			
			SA	TP2	HP2	SGT	SAM	SAP	SAB	SASS	TP2	HP2	SGT	SA	TP2	HP2	SGT
180	VELDANDA	UPS BHIRAPUR	2	1	1	4				1			4	1	1	1	0
181	VELDANDA	UPS AJILAPURAM	2	1	1	5							4	2	1	1	1
	VELDANDA		20	10	10	42	2	1	2	6	4	4	34	9	6	6	8
182	KALWAKURTHY	MP U P S JEEDIPALLY	2	1	1	3			1	1	1	1	3	0	0	0	0
183	KALWAKURTHY	UPPER PRIMARY SCHOOL	2	1	1	5	1			1	1	1	5	0	0	0	0
184	KALWAKURTHY	MP UPS, VEPOOR	2	1	1	3	1			1	1	1	3	0	0	0	0
185	KALWAKURTHY	M P U P S	2	1	1	4			1	1	1	1	3	0	0	0	1
186	KALWAKURTHY	UPS (GIRLS) RAGHUPATHIPETA	2	1	1	4	1			1	1	1	4	0	0	0	0
187	KALWAKURTHY	MPUPS(N) KALWAKURTHY	2	1	1	5			1	1			6	0	1	1	-1
188	KALWAKURTHY	MPUPS, TARNIKAL	2	1	1	5	1			1			4	0	1	1	1
189	KALWAKURTHY	MPUPS, PANJUGUL	2	1	1	5			1	1	1	1	5	0	0	0	0
190	KALWAKURTHY	MPUPS, MUKURALA	2	1	1	4				1		1	3	1	1	0	1
	KALWAKURTHY		18	9	9	38	4	0	4	9	6	7	36	1	3	2	2
191	MIDJIL	PS VEMULA	2	1	1	5							4	2	1	1	1
192	MIDJIL	MP UPS VADYALA	2	1	1	4	1			1	1	1	4	0	0	0	0
193	MIDJIL	MPM UPS JAGABOINIPALLY	2	1	1	3			1	1	1	1	3	0	0	0	0
194	MIDJIL	MP UPS JAKINALAPALLY	2	1	1	4			1	1	1	1	4	0	0	0	0
195	MIDJIL	MP UPS BHAIRAMPALLY	2	1	1	3							4	2	1	1	-1
196	MIDJIL	MPUPS BOINPALLY	2	1	1	7				1			4	1	1	1	3
197	MIDJIL	MPUPS, URKONDA	2	1	1	3			1	1			4	0	1	1	-1
198	MIDJIL	MPUPSGUDIGANIPALLY	2	1	1	5	1			1			5	0	1	1	0
199	MIDJIL	MPUPS, RACHALAPALLY	2	1	1	5			1	1	1	1	5	0	0	0	0
200	MIDJIL	MPUPS, MUCHARLAPALLY	2	1	1	3				1		1	4	1	1	0	-1
201	MIDJIL	MPUPS CHILVER	2	1	1	5				1			4	1	1	1	1
202	MIDJIL	MPUPS DONOOR	2	1	1	5	1						5	1	1	1	0
	MIDJIL		24	12	12	52	3	0	4	9	4	5	50	8	8	7	2
203	THIMMAJIPET	MP PS IPPALA PALLY	2	1	1	5			1	1	1	1	3	0	0	0	2
204	THIMMAJIPET	PS NERALLAPALLY	2	1	1	4			1	1	1	1	3	0	0	0	1
205	THIMMAJIPET	MP UPS MARIKAL	2	1	1	7			1	1	1	1	3	0	0	0	4
206	THIMMAJIPET	MP UPS	2	1	1	3			1				4	1	1	1	-1
207	THIMMAJIPET	MP UPS	2	1	1	4			1	1			3	0	1	1	1
208	THIMMAJIPET	UPS CHEGUNTA	2	1	1	5	1		1		1	1	5	0	0	0	0
209	THIMMAJIPET	UPS BUDDASAMUDRAM	2	1	1	4				1			4	1	1	1	0
	THIMMAJIPET		14	7	7	32	1	0	6	5	4	4	25	2	3	3	7
210	JADCHERLA	MPPS BURGU PALLY	2	1	1	5							3	2	1	1	2
211	JADCHERLA	MPPS ALWAN PALLY	2	1	1	2			1	1	1	1	3	0	0	0	-1
212	JADCHERLA	MPPS LINGAMPET	2	1	1	5			1	1	1	1	4	0	0	0	1
213	JADCHERLA	MPPS UDANDAPUR	2	1	1	5	1			1	1	1	3	0	0	0	2
214	JADCHERLA	MPUPS MACHARAM	2	1	1	4							3	2	1	1	1
215	JADCHERLA	UPS, MALLEBOIN PALLY	2	1	1	3	1			1		1	2	0	1	0	1

SLNO	Name of the Mandal	Name of the School	Required Posts				Sanctioned Posts							Additional Posts required			
			SA	TP2	HP2	SGT	SAM	SAP	SAB	SASS	TP2	HP2	SGT	SA	TP2	HP2	SGT
216	JADCHERLA	MPUPS(T), BADEPALLY	5	1	1	11	1			1	1	1	8	3	0	0	3
217	JADCHERLA	MPUPS, BADEPALLY	2	1	1	6			1	1		4	0	1	0	2	
	JADCHERLA		19	8	8	41	3	0	3	6	4	6	30	7	4	2	11
218	BHOOTHUPUR	MPPS IPPALA PALLY	2	1	1	4	1			1	1	1	3	0	0	0	1
219	BHOOTHUPUR	CPS BHOOTHPOOR	2	1	1	7	1			1	1	1	8	0	0	0	-1
220	BHOOTHUPUR	MPPS KOTHA KAPPETA	2	1	1	4			1	1	1	3	0	0	0	1	
221	BHOOTHUPUR	MPUPS, ANNASAGAR	2	1	1	4				1		4	1	1	1	0	
222	BHOOTHUPUR	UPS AMISTHAPUR	2	1	1	6			1	1	1	6	0	0	1	0	
223	BHOOTHUPUR	MPUPS, KOTHAMOLGARA	2	1	1	4			1	1		5	0	1	1	-1	
224	BHOOTHUPUR	MPUPS ANNASAGAR	2	1	1	4	1			1		4	0	1	1	0	
225	BHOOTHUPUR	MPUPS PATHA MOLGARA	2	1	1	3	1			1	1	5	0	0	0	-2	
226	BHOOTHUPUR	MPUPS MADDIGATLA	2	1	1	8				1		4	1	1	1	4	
	BHOOTHUPUR		18	9	9	44	4	0	3	9	5	4	42	2	4	5	2
227	MAHABUBNAGAR	MP U PS APPAIPALLY	2	1	1	4						3	2	1	1	1	
228	MAHABUBNAGAR	MP U PS POTHANPALLY	2	1	1	6						3	2	1	1	3	
229	MAHABUBNAGAR	MP U PS CHRISTIAN PALLY	2	1	1	2			1	1	1	3	0	0	0	-1	
230	MAHABUBNAGAR	MP U PS PALA KONDA	2	1	1	6						3	2	1	1	3	
231	MAHABUBNAGAR	MP U PS BOKKALONIPALLY	2	1	1	5						4	2	1	1	1	
232	MAHABUBNAGAR	GOVT P.S.(H.W.)OLD PALAMoor	2	1	1	7	1			1	1	5	0	0	0	2	
233	MAHABUBNAGAR	UPS, THIMMASANIPALLY	2	1	1	5			1	1		3	0	1	1	2	
234	MAHABUBNAGAR	MPUPS DIVITIPALLY	2	1	1	5	1			1		3	0	1	1	2	
235	MAHABUBNAGAR	UPS MACHANPALLY	2	1	1	7				1		3	1	1	1	4	
236	MAHABUBNAGAR	UPS, BANDAMEEDIPALLY	2	1	1	6				1		5	1	1	1	1	
237	MAHABUBNAGAR	UPS KOHUNAPALAMoor	2	1	1	7			1	1	1	8	0	1	0	-1	
238	MAHABUBNAGAR	MP UPS, BANDLAGERI	2	1	1	5	1			1	1	5	0	1	0	0	
239	MAHABUBNAGAR	MPUPS, TEACHERS COLONY	2	1	1	5			1	1	1	5	0	1	0	0	
240	MAHABUBNAGAR	UPS VENKATESWARA COLONY	3	1	1	6	1			1	1	6	1	1	0	0	
241	MAHABUBNAGAR	GOVT. UPS RAVINDRA NAGAR	2	1	1	2	1			1	1	4	0	1	0	-2	
242	MAHABUBNAGAR	MP UPS. GIRLS ,STN.ROAD	2	1	1	6	1			1	1	7	0	1	0	-1	
	MAHABUBNAGAR		33	16	16	84	6	0	4	12	2	8	70	11	14	8	14
243	ADDAKAL	UPS NANDIPET	2	1	1	4	1			1	1	3	0	0	0	1	
244	ADDAKAL	MPS SHAKRAPOOR	2	1	1	4	1			1	1	3	0	0	0	1	
245	ADDAKAL	MPPS TIMMAPUR	2	1	1	2			1	1	1	3	0	0	0	-1	
246	ADDAKAL	UPS GUDI BANDA	2	1	1	4	1			1	1	3	0	0	0	1	
247	ADDAKAL	MPPS CHOWDAYAPALLY	2	1	1	2						2	2	1	1	0	
248	ADDAKAL	MPPS THIMMAIPALLY TANDA	2	1	1	4			1	1	1	3	0	0	0	1	
249	ADDAKAL	UPS KATAVARAM	2	1	1	3			1	1	1	2	0	0	0	1	
250	ADDAKAL	MPPS RAMCHANDRAPUR	2	1	1	2						2	2	1	1	0	
251	ADDAKAL	MPUPS KOMIREDDYPALLY	2	1	1	3	1					4	1	1	1	-1	
252	ADDAKAL	UPS, NIJALAPUR	2	1	1	6			1	1		3	0	1	1	3	

SLNO	Name of the Mandal	Name of the School	Required Posts				Sanctioned Posts							Additional Posts required			
			SA	TP2	HP2	SGT	SAM	SAP	SAB	SASS	TP2	HP2	SGT	SA	TP2	HP2	SGT
	ADDAKAL		20	10	10	34	4	0	4	7	6	6	28	5	4	4	6
253	DEVARAKADRA	UPA AJILAPUR	2	1	1	5		1		1	1	1	3	0	0	0	2
254	DEVARAKADRA	UPS GURAKONDA	2	1	1	5	1			1	1	1	3	0	0	0	2
255	DEVARAKADRA	UPS VENKATAYAPALLY	2	1	1	5	1			1	1	1	3	0	0	0	2
256	DEVARAKADRA	UPS HAJILAPUR	2	1	1	3							3	2	1	1	0
257	DEVARAKADRA	UPRIMARY SCHOOL	2	1	1	4			1	1	1	1	3	0	0	0	1
258	DEVARAKADRA	U.P.SCHOOL, DEVARAKADRA	2	1	1	6							8	2	1	1	-2
259	DEVARAKADRA	UPS GADDEGUDA	2	1	1	5	1			1		1	3	0	1	0	2
260	DEVARAKADRA	UPS LAXMIPALLY	2	1	1	5			1	1			3	0	1	1	2
261	DEVARAKADRA	UPS BASWAIPALLY	2	1	1	5	1			1			3	0	1	1	2
262	DEVARAKADRA	UPS DOKUR	2	1	1	5			1	1		1	3	0	1	0	2
263	DEVARAKADRA	UPS VARNAMUTHYALAMPALLY	2	1	1	2			1	1			5	0	1	1	-3
	DEVARAKADRA		22	11	11	50	4	1	4	9	4	6	40	4	7	5	10
264	DHANWADA	CPS DHANWADA	2	1	1	7							7	2	1	1	0
265	DHANWADA	UPS MANDIPALLY	2	1	1	3							4	2	1	1	-1
266	DHANWADA	PS POOSALPAD	2	1	1	4	1			1	1	1	3	0	0	0	1
267	DHANWADA	MPUPS RAKONDA	2	1	1	4			1	1	1	1	3	0	0	0	1
268	DHANWADA	UPS, PEDDA CHINTHA KUNTA	2	1	1	5	1			1			5	0	1	1	0
269	DHANWADA	UPS TEELAIR	2	1	1	7			1	1		1	4	0	1	0	3
270	DHANWADA	UPS, APPAMPALLY	2	1	1	4							4	2	1	1	0
	DHANWADA		14	7	7	34	2	0	2	4	2	3	30	6	5	4	4
271	NARAYANPET	CUPS BYRAMKONDA	2	1	1	5			1	1	1	1	3	0	0	0	2
272	NARAYANPET	M.P.P.SCHOOL EKLASPOOR	2	1	1	5			1	1	1	1	3	0	0	0	2
273	NARAYANPET	UPS PERAPALLA	2	1	1	7	1			1	1	1	3	0	0	0	4
274	NARAYANPET	UPS SINGARAM	2	1	1	4			1	1	1	1	3	0	0	0	1
275	NARAYANPET	CUPS JAJAPURAM	2	1	1	8	1			1	1	1	6	0	0	0	2
276	NARAYANPET	M.P.P.SCHOOL SHERNA PALLY	2	1	1	6			1	1	1	1	3	0	0	0	3
277	NARAYANPET	UPS APPIREDDYPALLY	2	1	1	7			1	1	1	1	4	0	0	0	3
278	NARAYANPET	MP U PS HANUMAN PALLI	2	1	1	3	1			1	1	1	3	0	0	0	0
279	NARAYANPET	CPS KOTA KONDA	2	1	1	13	1			1	1	1	5	0	0	0	8
280	NARAYANPET	MP U PS THIRMALAPOOR	3	1	1	10	1			1	1	1	3	1	0	0	7
281	NARAYANPET	UPS BANDAGONDA	2	1	1	5			1	1	1	1	2	0	0	0	3
282	NARAYANPET	MP U PS CHINNA JATRAM	2	1	1	4							3	2	1	1	1
283	NARAYANPET	MP UPS ABHANGPOOR	2	1	1	6						1	3	2	1	0	3
284	NARAYANPET	GOVT UPS SIKIL GERI	2	1	1	3			1	1	1	1	4	0	0	0	-1
	NARAYANPET		29	14	14	86	5	0	7	12	12	13	48	5	2	1	38
285	UTKOOR	UPS NIDUGURTHY	2	1	1	6				1		1	4	1	1	0	2
286	UTKOOR	UPS PEDDAJATRAM	2	1	1	8	1			1			4	0	1	1	4
287	UTKOOR	UPS BIJWAR	2	1	1	7						1	4	2	1	0	3
288	UTKOOR	UPS KOLLUR	2	1	1	5							4	2	1	1	1

SLNO	Name of the Mandal	Name of the School	Required Posts				Sanctioned Posts							Additional Posts required			
			SA	TP2	HP2	SGT	SAM	SAP	SAB	SASS	TP2	HP2	SGT	SA	TP2	HP2	SGT
289	UTKOOR	UPS YEDAVELLY	2	1	1	7							4	2	1	1	3
	UTKOOR		10	5	5	33	1	0	0	2	0	2	20	7	5	3	13
290	MAGANOOR	UPS WARKOOR	2	1	1	7							3	2	1	1	4
291	MAGANOOR	UPS MANDIPALLY	2	1	1	6							4	2	1	1	2
292	MAGANOOR	U.PRIMARY SCHOOL UJJELLY	2	1	1	6			1	1	1	1	4	0	0	0	2
293	MAGANOOR	UPS KOTHAPALLY	2	1	1	5	1			1	1	1	3	0	0	0	2
	MAGANOOR		8	4	4	24	1	0	1	2	2	2	14	4	2	2	10
294	MAKTHAL	UPS LINGAMPALLY	2	1	1	2			1	1			3	0	1	1	-1
295	MAKTHAL	UPS GIDIG	2	1	1	6							3	2	1	1	3
296	MAKTHAL	UPS DASARDODDI	2	1	1	6	1			1	1	1	3	0	0	0	3
297	MAKTHAL	UPS KATREVUPALLY	2	1	1	5	1			1	1	1	4	0	0	0	1
298	MAKTHAL	UPS RUDRASAMUDRAM	2	1	1	5			1	1	1	1	1	0	0	0	4
299	MAKTHAL	UPS PANCHALINGALA	2	1	1	4	1			1	1	1	3	0	0	0	1
300	MAKTHAL	PRIMARY SCHOOL, CHITTYALA	2	1	1	5			1	1	1	1	3	0	0	0	2
301	MAKTHAL	UPS MUSTIPALLY	2	1	1	3			1	1	1	1	2	0	0	0	1
302	MAKTHAL	MPHS	2	1	1	8				1			3	1	1	1	5
303	MAKTHAL	MU.PRIMARY SCHOOL MAKTHAL	4	1	1	9			1	1			8	2	1	1	1
304	MAKTHAL	CUPS	3	1	1	13			1	1		1	8	1	1	0	5
305	MAKTHAL	UPS SANGAMBANDA	2	1	1	7				1			3	1	1	1	4
306	MAKTHAL	UPS MUSLAIPALLY	2	1	1	5	1						3	1	1	1	2
	MAKTHAL		29	13	13	78	4	0	6	11	6	7	47	8	7	6	31
307	NARWA	UPS KUMARLINGAMPALLY	2	1	1	5	1			1	1	1	4	0	0	0	1
308	NARWA	UPS JAKKAMPALLY	2	1	1	4			1	1	1	1	4	0	0	0	0
309	NARWA	UPS RAIKODU	2	1	1	6							3	2	1	1	3
310	NARWA	UPS CHANDRAGATTU	2	1	1	5			1	1	1	1	3	0	0	0	2
311	NARWA	UPS ERLADINNE	2	1	1	5	1			1	1	1	2	0	0	0	3
312	NARWA	M.P.U.P.S JINNARAM	2	1	1	6			1	1			4	0	1	1	2
313	NARWA	M.P.U.P.S, CHITTANOOR	2	1	1	5	1						3	1	1	1	2
314	NARWA	M.P.U.P.S LANKAL	2	1	1	6			1	1	1	1	4	0	0	0	2
315	NARWA	M.P.U.P.S, KALWAL	2	1	1	6			1	1		1	3	0	1	0	3
316	NARWA	M.P.U.P.S NAGALKADMOOR	2	1	1	7			1	1			2	0	1	1	5
	NARWA		20	10	10	55	3	0	6	8	5	6	32	3	5	4	23
317	C.C.KUNTA	M.P.U.P.S DAMAGNAPOOR	2	1	1	4							4	2	1	1	0
318	C.C.KUNTA	M.P.U.P.S YEDULAPUR	2	1	1	2	1			1	1	1	3	0	0	0	-1
319	C.C.KUNTA	M.P.U.P.S KURUMURTHY	2	1	1	5							4	2	1	1	1
320	C.C.KUNTA	M.P.U.P.S FAREEDPUR	2	1	1	7			1	1		1	5	0	1	0	2
321	C.C.KUNTA	M.P.U.P.S MUCHINTALA	2	1	1	3			1	1			4	0	1	1	-1
322	C.C.KUNTA	M.P.U.P.S NELLIKONDI	2	1	1	4			1	1	0		3	0	1	1	1
323	C.C.KUNTA	M.P.U.P.S, (B)C.C.KUNTA	2	1	1	3	1			1		1	5	0	1	0	-2
324	C.C.KUNTA	M.P.U.P.S AMMAPUR	2	1	1	4	1			1		1	2	0	1	0	2

SLNO	Name of the Mandal	Name of the School	Required Posts				Sanctioned Posts							Additional Posts required			
			SA	TP2	HP2	SGT	SAM	SAP	SAB	SASS	TP2	HP2	SGT	SA	TP2	HP2	SGT
	C.C.KUNTA		16	8	8	32	3	0	3	6	1	4	30	4	7	4	2
325	ATMAKUR	MPU PS NANDIMALLA	2	1	1	6	1			1	1	1	3	0	0	0	3
326	ATMAKUR	MP GIRLS PS, AMARACHINTHA	2	1	1	6							4	2	1	1	2
327	ATMAKUR	MP UPS, PINNAMCHERLA	2	1	1	5							4	2	1	1	1
328	ATMAKUR	MP U PRIMARY SCHOOL	2	1	1	4			1	1	1	1	3	0	0	0	1
329	ATMAKUR	MPCUPS, MASTIPUR	2	1	1	3				1			3	1	1	1	0
330	ATMAKUR	MPUPS, AMARACHINTHA	2	1	1	6			1	1		1	5	0	1	0	1
331	ATMAKUR	M P U P S	2	1	1	6	1			1			4	0	1	1	2
332	ATMAKUR	M P C U P S, ATMAKUR	2	1	1	7				1		1	7	1	1	0	0
333	ATMAKUR	UPS, JURIAL	2	1	1	5	1						4	1	1	1	1
334	ATMAKUR	M P (C) U P S	2	1	1	4				1			3	1	1	1	1
335	ATMAKUR	UPS, RECHINTHAL	2	1	1	5	1			1			3	0	1	1	2
	ATMAKUR		22	11	11	57	4	0	2	8	2	4	43	8	9	7	14
336	KOTHAKOTA	UPS KANIMETTA	2	1	1	5							3	2	1	1	2
337	KOTHAKOTA	UPS DANTHANOR	2	1	1	3			1	1	1	1	3	0	0	0	0
338	KOTHAKOTA	MP U.P.SCHOOL	2	1	1	4							4	2	1	1	0
339	KOTHAKOTA	UPS MUMMALLAPALLY	2	1	1	5							3	2	1	1	2
340	KOTHAKOTA	MP BOYS UPPER P.S	2	1	1	6			1	1	1	1	5	0	0	0	1
341	KOTHAKOTA	MPU.P.S, PALEM	2	1	1	7			1	1	1	1	4	0	0	0	3
342	KOTHAKOTA	MPU.P.SCHOOL	2	1	1	6			1				4	1	1	1	2
343	KOTHAKOTA	UPS SANKIREDDYPALLY	2	1	1	4			1	1	1	1	4	0	0	0	0
344	KOTHAKOTA	M P U.P.SCHOOL, RAYANPETA	2	1	1	4			1	1			3	0	1	1	1
345	KOTHAKOTA	M P U.P.SCHOOL	2	1	1	5				1			3	1	1	1	2
	KOTHAKOTA		20	10	10	49	0	0	6	6	4	4	36	8	6	6	13
346	PEDDAMANDADI	UPS CHINNAMANDADI	2	1	1	4							4	2	1	1	0
347	PEDDAMANDADI	UPS VEERAIPALLY	2	1	1	3							3	2	1	1	0
348	PEDDAMANDADI	UPS GATLAKHANAPUR	2	1	1	5							3	2	1	1	2
349	PEDDAMANDADI	UPS KANMANOOR	2	1	1	3							3	2	1	1	0
350	PEDDAMANDADI	U.P.S. PEDDAMUNAGALACHED	2	1	1	2							3	2	1	1	-1
351	PEDDAMANDADI	UPS, JAGATPALLY	2	1	1	5	1			1	1	1	4	0	0	0	1
352	PEDDAMANDADI	UPS MANIGILLA	2	1	1	6	1			1		1	3	0	1	0	3
353	PEDDAMANDADI	UPS ALWAL	2	1	1	3	1			1			1	0	1	1	2
354	PEDDAMANDADI	UPS DODAGUNTA	2	1	1	5	1			1			3	0	1	1	2
355	PEDDAMANDADI	UPS PAMIREDDYPALLY	2	1	1	5	1						4	1	1	1	1
356	PEDDAMANDADI	UPS BALEEDPALLY	2	1	1	3			1				2	1	1	1	1
	PEDDAMANDADI		22	11	11	44	5	0	1	4	1	2	33	12	10	9	11
357	GHANPUR	M.P.U.P.S, APPAREDDYPALLY	2	1	1	4	1			1	1	1	3	0	0	0	1
358	GHANPUR	M.P.U.P.S., SALKELAPURAM	2	1	1	6	1			1	1	1	3	0	0	0	3
359	GHANPUR	UPS MALKAPUR	2	1	1	2			1	1	1	1	3	0	0	0	-1
360	GHANPUR	M.P.U.P.S.	2	1	1	5			1	1	1	1	2	0	0	0	3

SLNO	Name of the Mandal	Name of the School	Required Posts				Sanctioned Posts							Additional Posts required				
			SA	TP2	HP2	SGT	SAM	SAP	SAB	SASS	TP2	HP2	SGT	SA	TP2	HP2	SGT	
361	GHANPUR	UPS VENKATAIPALLY	2	1	1	3	1				1	1	1	3	0	0	0	0
362	GHANPUR	M.P (C) U.P.S, ALLAMAIPALLY	2	1	1	3					1			3	1	1	1	0
363	GHANPUR	M.P.U.PS KAMALUDDINPUR	2	1	1	5				1	1			3	0	1	1	2
364	GHANPUR	UPS UPPARIPALLY	2	1	1	4				1	1			3	0	1	1	1
	GHANPUR		16	8	8	32	3	0	4	8	5	5	23	1	3	3	9	
365	BIJENEPALLY	MPPS BIJINAPALLY	2	1	1	7			1	1	1	1	5	0	0	0	2	
366	BIJENEPALLY	MP GPS WATTEM	2	1	1	6	1			1	1	1	4	0	0	0	2	
367	BIJENEPALLY	MPU PS GANGARAM	2	1	1	6	1				1	1	4	0	0	0	2	
368	BIJENEPALLY	MPPS ALLIPOOR	2	1	1	3			1	1	1	1	3	0	0	0	0	
369	BIJENEPALLY	MPPS BOYS , NANDIWADDEMAN	2	1	1	7			1	1	1	1	3	0	0	0	4	
370	BIJENEPALLY	MPUPS LATPALLY	2	1	1	9			1	1			4	0	1	1	5	
371	BIJENEPALLY	MPUPS, MAHADEVPET	2	1	1	5							3	2	1	1	2	
372	BIJENEPALLY	MPUPS SHAIN PALLY	2	1	1	6	1			1			4	0	1	1	2	
373	BIJENEPALLY	MPUPS, LINGASANIPALLY	2	1	1	5			1	1			3	0	1	1	2	
374	BIJENEPALLY	M.P.UPS GUDLANARWA	2	1	1	8	1			1			6	0	1	1	2	
	BIJENEPALLY		20	10	10	62	4	0	5	9	5	5	39	2	5	5	23	
375	NAGARKURNOOL	UPS NALLAVALLY	2	1	1	3			1	1	1	1	3	0	0	0	0	
376	NAGARKURNOOL	UPS UYYALA WADA	2	1	1	5	1			1	1	1	3	0	0	0	2	
377	NAGARKURNOOL	MPUPS DESI ITKYAL	2	1	1	4							3	2	1	1	1	
378	NAGARKURNOOL	UPS NAGANOOOL	2	1	1	4			1	1	1	1	3	0	0	0	1	
379	NAGARKURNOOL	MPUPS BONDALA PALLY	2	1	1	6							3	2	1	1	3	
380	NAGARKURNOOL	UPS PEDDAPOOR	2	1	1	6	1			1	1	1	4	0	0	0	2	
381	NAGARKURNOOL	UPS GANYAGULA	2	1	1	6	1			1	1	1	3	0	0	0	3	
382	NAGARKURNOOL	U.P.SCHOOL	2	1	1	9	1			1		1	8	0	1	0	1	
383	NAGARKURNOOL	UPS NAGAR KURNOOL	4	1	1	8	1			1		1	8	2	1	0	0	
384	NAGARKURNOOL	CHAITHANYA VIDYALAYAM	2	1	1	5	1	1		1	1	1	5	-1	0	0	0	
385	NAGARKURNOOL	M.P UPS ENDA BETLA	2	1	1	6	1			1			4	0	1	1	2	
386	NAGARKURNOOL	UPS GUDI PALLY	2	1	1	6			1	1		1	4	0	1	0	2	
387	NAGARKURNOOL	MPUPS, WANAPATLA	2	1	1	6				1	1		4	1	0	1	2	
	NAGARKURNOOL		28	13	13	74	7	1	3	11	7	9	55	6	6	4	19	
388	TADOOR	M.P.UPS KUMMERA	2	1	1	5	1			1	1	1	5	0	0	0	0	
389	TADOOR	MPUPS GOVINDAIPALLY	2	1	1	4			1	1	1	1	3	0	0	0	1	
390	TADOOR	MPUPS SIRSAWADA	2	1	1	5	1			1	1	1	3	0	0	0	2	
391	TADOOR	M.P.UPS TADOOR	2	1	1	6				1		1	4	1	1	0	2	
392	TADOOR	M.P.UPS GUNTAKODUR	2	1	1	4							4	2	1	1	0	
393	TADOOR	M.P.UPS ALLAPUR	2	1	1	4				1			3	1	1	1	1	
394	TADOOR	M.P.UPS ITHOLE	2	1	1	5				1			4	1	1	1	1	
395	TADOOR	M.P.UPS BHALLAN PALLY	2	1	1	5		1					3	1	1	1	2	
396	TADOOR	M.P.UPS PAPGAL	2	1	1	4			1				4	1	1	1	0	
397	TADOOR	M.P.U.P.S YADIREDDY PALLY	2	1	1	6			1	1	1		5	0	0	1	1	

SLNO	Name of the Mandal	Name of the School	Required Posts				Sanctioned Posts							Additional Posts required			
			SA	TP2	HP2	SGT	SAM	SAP	SAB	SASS	TP2	HP2	SGT	SA	TP2	HP2	SGT
	TADOOR		20	10	10	48	2	1	3	7	4	4	38	7	6	6	10
398	TELKAPALLY	M.P.UPS NADI GADDA	2	1	1	4			1	1	1	1	3	0	0	0	1
399	TELKAPALLY	UPS GOURARAM	2	1	1	5	1			1	1	1	3	0	0	0	2
400	TELKAPALLY	M.P.U.P.S CHINNA MUDDUNOOR	2	1	1	3			1	1	1	1	3	0	0	0	0
401	TELKAPALLY	M.P UPS GADDAMPALLY	2	1	1	4	1			1	1	1	3	0	0	0	1
402	TELKAPALLY	MP UPS BOPPALLY	2	1	1	4	1			1	1	1	3	0	0	0	1
403	TELKAPALLY	M.P.U.P.S RAKONDA	2	1	1	4			1	1	1	1	5	0	0	0	-1
404	TELKAPALLY	M.P UPS LAKHNARAM	2	1	1	6	1			1			4	0	1	1	2
405	TELKAPALLY	M.P UPS ANNASAGAR	2	1	1	3	1			1			3	0	1	1	0
406	TELKAPALLY	M.P UPS PEDDA PALLY	2	1	1	10	1				1		4	1	0	1	6
407	TELKAPALLY	MPUPS TELKA PALLY	2	1	1	3							4	2	1	1	-1
	TELKAPALLY		20	10	10	46	6	0	3	8	7	6	35	3	3	4	11
408	UPPUNUNTHALA	M P U P.S KORATIKAL	2	1	1	4	1			1	1	1	4	0	0	0	0
409	UPPUNUNTHALA	CUPS UPPUNUNTHALA	2	1	1	4							3	2	1	1	1
410	UPPUNUNTHALA	UPS (G) UPPUNUNTHALA	2	1	1	4							3	2	1	1	1
411	UPPUNUNTHALA	UPS LAXMIPUR (PG)	2	1	1	2	1					1	3	1	1	0	-1
412	UPPUNUNTHALA	M P U.P.SCHOOL, PENIMELLA	2	1	1	4	1			1	1	1	3	0	0	0	1
413	UPPUNUNTHALA	M P U.P.S., PERATWANPALLY	2	1	1	4			1	1			4	0	1	1	0
414	UPPUNUNTHALA	UPS KAMSANIPALLY	2	1	1	5	1			1			4	0	1	1	1
415	UPPUNUNTHALA	M P U.P.SCHOOL, TADOOR	2	1	1	6				1			3	0	1	1	3
	UPPUNUNTHALA		16	8	8	33	4	0	2	5	2	3	27	5	6	5	6
416	ACHAMPET	UPS, CHENNARAM	2	1	1	2	1			1	1	1	2	0	0	0	0
417	ACHAMPET	MPPS CHOWTAPALLY	2	1	1	3			1	1	1	1	3	0	0	0	0
418	ACHAMPET	UPS GANAPURAM	2	1	1	4			1	1	1	1	3	0	0	0	1
419	ACHAMPET	UPS PALAKAPALLY	2	1	1	5				1			3	1	1	1	2
420	ACHAMPET	MPUPS, PULJAL	2	1	1	7	1						3	1	1	1	4
421	ACHAMPET	AUPS ACHAMPET	3	1	1	13			1	1		1	10	1	1	0	3
422	ACHAMPET	MP GIRLS UPPER PS (T)	2	1	1	7	1					1	7	1	1	0	0
423	ACHAMPET	MPUPS RANGAPUR	2	1	1	4	1						3	1	1	1	1
424	ACHAMPET	U P S BOMMANPALLY	2	1	1	7	1						4	1	1	1	3
425	ACHAMPET	MPUPS SIDDAPUR	2	1	1	6				1			3	1	1	1	3
426	ACHAMPET	UPS (ASHRAM) SIDDAPUR	2	1	1	3	1			1			5	0	1	1	-2
427	ACHAMPET	MUPS	2	1	1	4							4	2	1	1	0
	ACHAMPET		25	12	12	65	6	0	3	7	3	5	50	9	9	7	15
428	AMARABAD	M P UPS IPPALAPALLY	2	1	1	6			1	1	1	1	4	0	0	0	2
429	AMARABAD	M P UPS VATVARLAPALLY	2	1	1	3			1	1	1	1	3	0	0	0	0
430	AMARABAD	GOVT PROJECT UP SCHOOL	2	1	1	3	1			1	1	1	2	0	0	0	1
431	AMARABAD	UPS VENKATESWARA BAVI	2	1	1	5			1	1	1	1	5	0	0	0	0
432	AMARABAD	Govt. TVV UPS	2	1	1	4				1			5	1	1	1	-1
433	AMARABAD	M P UPS, MADHAVANI PALLY	2	1	1	5			1	1		1	4	0	1	0	1

SLNO	Name of the Mandal	Name of the School	Required Posts				Sanctioned Posts							Additional Posts required			
			SA	TP2	HP2	SGT	SAM	SAP	SAB	SASS	TP2	HP2	SGT	SA	TP2	HP2	SGT
434	AMARABAD	M P U P S CHITLAM KUNTLA	2	1	1	4	1			1		1	4	0	1	0	0
435	AMARABAD	GOVT UPS VATWARLAPALLY	2	1	1	3				1			4	1	1	1	-1
	AMARABAD		16	8	8	33	2	0	4	8	4	6	31	2	4	2	2
436	BALMOOR	UPS GHUTTUTHUMMEN	2	1	1	7							4	2	1	1	3
437	BALMOOR	UPS KONDANAGULA	2	1	1	8			1	1	1	1	8	0	0	0	0
438	BALMOOR	MPPS, LAXMIPALLY	2	1	1	2							3	2	1	1	-1
439	BALMOOR	UPS, BALMOOR	2	1	1	10	1			1	1	1	7	0	0	0	3
440	BALMOOR	M.P UPS, ANANTHAVARAM	2	1	1	3							3	2	1	1	0
441	BALMOOR	MPUPS POLISHETTYPALLY	2	1	1	6	1			1		1	4	0	1	0	2
	BALMOOR		12	6	6	36	2	0	1	3	2	3	29	6	4	3	7
442	LINGAL	MP UPS VALLABHA POOR	2	1	1	3			1	1	1	1	3	0	0	0	0
443	LINGAL	MPUPS DHARMARAM	2	1	1	4	1			1	1	1	3	0	0	0	1
444	LINGAL	UPS CHENNAM PALLY	2	1	1	3	1			1	1	1	2	0	0	0	1
445	LINGAL	UPS KOMATI KUNTA	2	1	1	5			1				3	1	1	1	2
446	LINGAL	MPUPS, SHAINPET	2	1	1	5	1			1		1	2	0	1	0	3
447	LINGAL	UPS APPAI PALLY	2	1	1	4			1	1			2	0	1	1	2
	LINGAL		12	6	6	24	3	0	3	5	3	4	15	1	3	2	9
448	PEDDAKOTHAPAL	M.P PS DEVAL THIRMALAPOOR	2	1	1	6			1	1	1	1	3	0	0	0	3
449	PEDDAKOTHAPAL	M.P PS MUSTIPALLY	2	1	1	4	1			1	1	1	3	0	0	0	1
450	PEDDAKOTHAPAL	MPPS JONNALABOGUDA	2	1	1	3	1			1	1	1	3	0	0	0	0
451	PEDDAKOTHAPAL	M.P UPS, CHANDRAKAL	2	1	1	6				1			3	1	1	1	3
452	PEDDAKOTHAPAL	M.P UPS, MARIKAL	2	1	1	4						1	3	2	1	0	1
453	PEDDAKOTHAPAL	M.P UPS, GANTRAOPALLY	2	1	1	4				1			3	1	1	1	1
454	PEDDAKOTHAPAL	M.P UPS, YAPATLA	2	1	1	3	1					1	3	1	1	0	0
	PEDDAKOTHAPALLY		14	7	7	30	3	0	1	5	3	5	21	5	4	2	9
455	KODAIR	MPUPS JANUMPALLY	2	1	1	5							3	2	1	1	2
456	KODAIR	MPPS PASPULA	2	1	1	4			1	1	1	1	3	0	0	0	1
457	KODAIR	MPUPS MYLARAM	2	1	1	4	1			1	1	1	3	0	0	0	1
458	KODAIR	UPS MACHU PALLY	2	1	1	4			1	1	1	1	3	0	0	0	1
459	KODAIR	MPUPS NAGULA PALLY	2	1	1	4	1			1	1	1	4	0	0	0	0
460	KODAIR	M P U P S TEEGALA PALLY	2	1	1	5	1			1		1	4	0	1	0	1
461	KODAIR	M P U P S NARSAI PALLY	2	1	1	6			1	1		1	3	0	1	0	3
462	KODAIR	M P U P S KADIREPAHAD	2	1	1	5	1			1			3	0	1	1	2
463	KODAIR	M P U P S MUHY REDDY PALLY	2	1	1	3			1	1			2	0	1	1	1
	KODAIR		18	9	9	40	4	0	4	8	4	6	28	2	5	3	12
464	GOPALPET	MPPS CHENNUR	2	1	1	3							4	2	1	1	-1
465	GOPALPET	MPUPS JAIN THIRMALAPUR	2	1	1	4			1	1	1	1	3	0	0	0	1
466	GOPALPET	M.P.P.S GOLLAPALLY	2	1	1	4							3	2	1	1	1
467	GOPALPET	PS, KESHAMPET	2	1	1	4			1	1	1	1	3	0	0	0	1
468	GOPALPET	MP U PA CHALKALPALLY	2	1	1	3	1			1	1	1	3	0	0	0	0

SLNO	Name of the Mandal	Name of the School	Required Posts				Sanctioned Posts							Additional Posts required			
			SA	TP2	HP2	SGT	SAM	SAP	SAB	SASS	TP2	HP2	SGT	SA	TP2	HP2	SGT
469	GOPALPET	M.P PS, CHEERKAPALLY	2	1	1	4	1			1	1	1	3	0	0	0	1
470	GOPALPET	M.P PS, SHANAIPALLY	2	1	1	2			1	1	1	1	2	0	0	0	0
471	GOPALPET	M.P UPS GOPALPET	2	1	1	7			1	1		1	5	0	1	0	2
472	GOPALPET	M.P UPS POLKEPAHAD	2	1	1	7	1						4	1	1	1	3
473	GOPALPET	M.P U P S THADIPARTHY	2	1	1	9			1	1	1	1	5	0	0	0	4
474	GOPALPET	M.P UPS MUNNANOOR	2	1	1	6			1	1		1	4	0	1	0	2
475	GOPALPET	MPP.UPS BANDARAVIPAKULA	2	1	1	5			1	1			3	0	1	1	2
476	GOPALPET	MPUPS TALPANOOR	2	1	1	7	1					1	3	1	1	0	4
	GOPALPET		26	13	13	65	4	0	7	9	6	9	45	6	7	4	20
477	WANAPARTHY	MPPS ACHYUTHAPURAM	2	1	1	3			1	1	1	1	3	0	0	0	0
478	WANAPARTHY	MPPS DATTAYAPALLY	2	1	1	3			1	1	1	1	2	0	0	0	1
479	WANAPARTHY	MPPS, KHASIMNAGAR	2	1	1	3	1			1	1	1	2	0	0	0	1
480	WANAPARTHY	MPPS KISTAGIRI	2	1	1	3			1	1	1	1	2	0	0	0	1
481	WANAPARTHY	MPPS NAGAVARAM	2	1	1	6	1			1	1	1	4	0	0	0	2
482	WANAPARTHY	MP(C)PS, BANDARNAGAR	2	1	1	6			1	1	1	1	4	0	0	0	2
483	WANAPARTHY	MPUPS APPAIPALLY	2	1	1	2			1				3	1	1	1	-1
484	WANAPARTHY	MPUPS ANKUR	2	1	1	4	1			1			4	0	1	1	0
485	WANAPARTHY	MP UPS, CHIMANGUNTAPALLY	2	1	1	4	1				1	1	3	1	0	0	1
486	WANAPARTHY	UPS, MENTEPALLY	2	1	1	2				1			2	1	1	1	0
487	WANAPARTHY	MPUPS RAJAPETA	2	1	1	4			1	1			4	0	1	1	0
488	WANAPARTHY	MPUPS, RAJANAGAR	2	1	1	5			1				5	1	1	1	0
489	WANAPARTHY	MPUPS SAVAIGUEDEM	2	1	1	3			1	1			3	0	1	1	0
490	WANAPARTHY	MPUPS WANPARTHY	3	1	1	5	1			1		1	5	1	1	0	0
491	WANAPARTHY	MPUPS VALLABHNAGAR,WNP	5	1	1	10			1	1		1	14	3	1	0	-4
	WANAPARTHY		34	15	15	63	5	0	9	12	7	9	60	8	8	6	3
492	PANGAL	M.P.P.S, RAINPALLY	2	1	1	4							2	2	1	1	2
493	PANGAL	MPUPS SHAKAPUR	2	1	1	4							4	2	1	1	0
494	PANGAL	M.P.P.S, CHIKKEYPALLY	2	1	1	5	1			1	1	1	3	0	0	0	2
495	PANGAL	M P U P.S, BUSIREDDY PALLY	2	1	1	7							4	2	1	1	3
496	PANGAL	M.P.P.S., GOPALDINNE	2	1	1	4							2	2	1	1	2
497	PANGAL	MPPS, TELLARALLA PALLY	2	1	1	6							3	2	1	1	3
498	PANGAL	MPUPS BOLLARAM	2	1	1	6							3	2	1	1	3
	PANGAL		14	7	7	36	1	0	0	1	1	1	21	12	6	6	15
499	PEBBAIR	M.P.U.P.S PEBBAIR	2	1	1	6							4	2	1	1	2
500	PEBBAIR	MPUPS KAMBALAPOOR	2	1	1	5							3	2	1	1	2
501	PEBBAIR	M.PU PS, NAGASANIPALLY	2	1	1	3		1		1	1	1	3	0	0	0	0
502	PEBBAIR	M.P U P S BUNIYAD PURAM	2	1	1	4							3	2	1	1	1
503	PEBBAIR	M.PU. PS, JANUMPALLY	2	1	1	3							3	2	1	1	0
504	PEBBAIR	UPS, PENCHIKALAPADU	2	1	1	4							3	2	1	1	1
505	PEBBAIR	M.P.U.P.S SUGOOR (H.W)	2	1	1	7							3	2	1	1	4

SLNO	Name of the Mandal	Name of the School	Required Posts				Sanctioned Posts							Additional Posts required			
			SA	TP2	HP2	SGT	SAM	SAP	SAB	SASS	TP2	HP2	SGT	SA	TP2	HP2	SGT
506	PEBBAIR	M.P UPS THATIPAMULA	2	1	1	6	1	1					3	0	1	1	3
507	PEBBAIR	MP GUPS SRIRANGAPUR	2	1	1	5			1	1			5	0	1	1	0
508	PEBBAIR	M.P UPS NAGARALA	2	1	1	4			1	1			3	0	1	1	1
509	PEBBAIR	M.P UPS, KISTAREDDY PET	2	1	1	3			1				3	1	1	1	0
510	PEBBAIR	M.P UPS VENKATAPUR	2	1	1	4	1			1		1	3	0	1	0	1
511	PEBBAIR	MP GUPS RANGAPUR	2	1	1	7				1			6	1	1	1	1
512	PEBBAIR	M.P PS SHANKAPUR	2	1	1	4				1			3	1	1	1	1
	PEBBAIR		28	14	14	65	2	2	3	6	1	2	48	15	13	12	17
513	GADWAL	MPUPS	2	1	1	4			1	1	1	1	3	0	0	0	1
514	GADWAL	MPUPS KURVAPALLY	2	1	1	5			1	1	1	1	3	0	0	0	2
515	GADWAL	GOVT PS PEDDA AGRAHARAM	3	1	1	10	1			1	1	1	10	1	0	0	0
516	GADWAL	MP UPS SETTY ATMAKOOR	2	1	1	6			1	1			3	0	1	1	3
517	GADWAL	M P UPS BEEROLE	2	1	1	5	1						3	1	1	1	2
518	GADWAL	MP UPS JAMMICHED	3	1	1	12			1	1		1	3	1	1	0	9
519	GADWAL	MP UPS KONDAPALLY	2	1	1	10	1			1			3	0	1	1	7
520	GADWAL	MP UPS KOTHAPALLY	2	1	1	7			1	1			3	0	1	1	4
521	GADWAL	MPUPS SANGALA	2	1	1	4	1			1	1	1	1	0	0	0	3
522	GADWAL	MP UPS VENKAMPET	2	1	1	3			1				3	1	1	1	0
523	GADWAL	M.P P.S	2	1	1	4							5	2	1	1	-1
	GADWAL		24	11	11	70	4	0	6	8	4	5	40	6	7	6	30
524	DHAROOR	MPUP.S PAGUNTA	2	1	1	4							2	2	1	1	2
525	DHAROOR	MPU P.S GUVVALA DINNE	2	1	1	6	1			1	1	1	2	0	0	0	4
526	DHAROOR	MPU P.S ERKICHED	2	1	1	7			1	1	1	1	3	0	0	0	4
527	DHAROOR	MPU P.S BHEEMPUR	2	1	1	4							3	2	1	1	1
528	DHAROOR	M.PU.P.S GARLAPADU	2	1	1	4				1	1	1	3	0	0	0	1
529	DHAROOR	U.P.S CHINNA CHINTHA REVULA	2	1	1	6			1				4	1	1	1	2
530	DHAROOR	MP.UP.S ALWAL PAD	2	1	1	5			1				3	1	1	1	2
531	DHAROOR	MP U.P.S, RYALAMPAD	2	1	1	4	1					1	3	1	1	0	1
	DHAROOR		16	8	8	40	2	0	4	3	3	4	23	7	5	4	17
532	MALDAKAL	M.PU PS MADDELA BANDA	2	1	1	5	1			1	1	1	3	0	0	0	2
533	MALDAKAL	M.PU PS THATIKUNTA	2	1	1	5			1	1	1	1	2	0	0	0	3
534	MALDAKAL	M.P UPS KR CHERUVU	2	1	1	5	1						3	1	1	1	2
535	MALDAKAL	M.P (C) UPS, MALLEMDODDI	2	1	1	4	1						3	1	1	1	1
536	MALDAKAL	M.P U P S VITALA PURAM	2	1	1	6		1					3	1	1	1	3
	MALDAKAL		10	5	5	25	3	1	1	2	2	2	14	3	3	3	11
537	GATTU	MP U P.S. RAYAPURAM	2	1	1	3			1	1	1	1	2	0	0	0	1
538	GATTU	MPUPS GOLRLA KHAN DODDI	2	1	1	5							4	2	1	1	1
539	GATTU	MPPS THAPPEWTLA MORSU	2	1	1	5			1	1	1	1	2	0	0	0	3
540	GATTU	MPUPS PENCHIKALAPADU	2	1	1	5							3	2	1	1	2
541	GATTU	MPPS THUMMALACHERUVU	2	1	1	4			1	1	1	1	2	0	0	0	2

SLNO	Name of the Mandal	Name of the School	Required Posts				Sanctioned Posts							Additional Posts required				
			SA	TP2	HP2	SGT	SAM	SAP	SAB	SASS	TP2	HP2	SGT	SA	TP2	HP2	SGT	
542	GATTU	MPUPS K.T.DODDI	2	1	1	7							3	2	1	1	4	
543	GATTU	M P U P S KUCHINERLA	2	1	1	6							3	2	1	1	3	
544	GATTU	MPPS MALLAPURAM	2	1	1	4	1				1	1	1	3	0	0	0	1
545	GATTU	MPPS BALGERA	2	1	1	6	1				1	1	1	3	0	0	0	3
546	GATTU	MPU PS INDUVASI	2	1	1	7	1				1	1	1	3	0	0	0	4
547	GATTU	MPU PS BOYALA GUEM	2	1	1	6	1				1	1	1	3	0	0	0	3
548	GATTU	MPUPS MITTADODDI	2	1	1	3							3	2	1	1	0	
549	GATTU	MPPS THUMMALAPALLY	2	1	1	4				1	1	1	1	3	0	0	0	1
550	GATTU	MPUPS, ARAGIDDA	2	1	1	7	1				1			4	0	1	1	3
551	GATTU	MPUPS, CHINTHALAKUNTA	2	1	1	6	1				1		1	3	0	1	0	3
	GATTU		30	15	15	78	6	0	4	10	8	9	44	10	7	6	34	
552	IEEJA	MPUPS SANKAPURAM	2	1	1	4							3	2	1	1	1	
553	IEEJA	MPUPS EDIGONIPALLY	2	1	1	3							2	2	1	1	1	
554	IEEJA	MPUPS BINGIDODDI	2	1	1	7							4	2	1	1	3	
555	IEEJA	MPUPS PARDIPUR	2	1	1	5							3	2	1	1	2	
556	IEEJA	MPUPS TUPATHRALA	2	1	1	5							3	2	1	1	2	
557	IEEJA	MPUPS THUMUKUNTA	2	1	1	5							3	2	1	1	2	
558	IEEJA	MPUPS GUDI DODDI	2	1	1	2							3	2	1	1	-1	
559	IEEJA	MPUPS VENKATAPUR	2	1	1	2							3	2	1	1	-1	
560	IEEJA	MPUPS TT DODDI	2	1	1	5							3	2	1	1	2	
561	IEEJA	MPUPS KOTHAPALLY	2	1	1	7							3	2	1	1	4	
562	IEEJA	MPUPS BAMPALLY	2	1	1	6							3	2	1	1	3	
563	IEEJA	MPUPS KESHAVARAM	2	1	1	6							3	2	1	1	3	
564	IEEJA	MPUPS VENI SOMPURAM	2	1	1	3	1			1	1	1	1	0	0	0	2	
565	IEEJA	MPUPS RAJAPOOR	2	1	1	6			1	1	1	1	2	0	0	0	4	
566	IEEJA	MPUPS EKLASPUR	2	1	1	5							3	2	1	1	2	
567	IEEJA	MP BUPS IEEZA	3	1	1	7	1						8	2	1	1	-1	
568	IEEJA	MP UPPER PS, UPPAL COMP	2	1	1	3				1			2	1	1	1	1	
	IEEJA		35	17	17	81	2	0	2	2	2	2	52	29	15	15	29	
569	WADDEPALLY	MP PS PEDDA DHANWADA	2	1	1	10				1			4	1	1	1	6	
570	WADDEPALLY	MP PS, PATCHARLA	2	1	1	7				1			3	1	1	1	4	
571	WADDEPALLY	MPU PS JULEKAL	2	1	1	8	1			1	1	1	3	0	0	0	5	
572	WADDEPALLY	UPS, THIMMAJI PALLY	2	1	1	3							2	2	1	1	1	
573	WADDEPALLY	MPU PS KOIL DINNE	2	1	1	4				1	1	1	3	0	0	0	1	
574	WADDEPALLY	MPUPS MUNDLA DINNE	2	1	1	7							4	2	1	1	3	
575	WADDEPALLY	MPUPS THUMMILLA	2	1	1	7						1	3	2	1	0	4	
576	WADDEPALLY	MPUPS RAJOLI	2	1	1								8	2	1	1	-8	
577	WADDEPALLY	MPU PS THUMMALAPALLY	2	1	1	5				1	1	1	3	0	0	0	2	
578	WADDEPALLY	MPU PS BUDAMARSU	2	1	1	4							3	2	1	1	1	
	WADDEPALLY		20	10	10	55	1	0	3	4	3	4	36	12	7	6	19	

SLNO	Name of the Mandal	Name of the School	Required Posts				Sanctioned Posts							Additional Posts required			
			SA	TP2	HP2	SGT	SAM	SAP	SAB	SASS	TP2	HP2	SGT	SA	TP2	HP2	SGT
579	ITIKYAL	M.P.U.P.S, THIMMAPUR	2	1	1	4			1	1	1	1	3	0	0	0	1
580	ITIKYAL	M.P.U.P.S, DUWASI PALLY	2	1	1	3							3	2	1	1	0
581	ITIKYAL	M.P.U.P.S PUTAN DODDI	2	1	1	6							3	2	1	1	3
582	ITIKYAL	M.P.U.P.S MUNUGALA	2	1	1	5							3	2	1	1	2
583	ITIKYAL	M.P.U.P.S VAVILALA	2	1	1	5							3	2	1	1	2
584	ITIKYAL	M.P.U.P.S SHABADA	2	1	1	5	1			1	1	1	3	0	0	0	2
585	ITIKYAL	M.P.U.P.S B VEERAPURAM	2	1	1	4							3	2	1	1	1
586	ITIKYAL	M.P.U.P.S KONDAIR	2	1	1	7	1			1			3	0	1	1	4
587	ITIKYAL	M.P.U.P.S SHAIK PALLY	2	1	1	4				1			3	1	1	1	1
588	ITIKYAL	M.P.U.P.S PEDDA DINNE	2	1	1	4							3	2	1	1	1
	ITIKYAL		20	10	10	47	2	0	1	4	2	2	30	13	8	8	17
589	MANOPAD	MPUPS AMARAVAYI	2	1	1	8	1			1	1	1	3	0	0	0	5
590	MANOPAD	MP UPS A.BURDIPAD	2	1	1	4							4	2	1	1	0
591	MANOPAD	MP UPS MADDUR	2	1	1	7							4	2	1	1	3
592	MANOPAD	MP UPS KALUKUNTLA	2	1	1	3							3	2	1	1	0
593	MANOPAD	MP UPS GOKULAPAD	2	1	1	2							3	2	1	1	-1
594	MANOPAD	MPUPS KANCHUPAD	2	1	1	4			1	1	1	1	3	0	0	0	1
595	MANOPAD	MP UPS BONKUR	2	1	1	4							3	2	1	1	1
596	MANOPAD	MPUPS KALLU GOTLA	2	1	1	5	1			1	1	1	3	0	0	0	2
597	MANOPAD	M P U P S BORAVELLY	2	1	1	10	1						5	1	1	1	5
598	MANOPAD	MP UPS PALLEPAD	2	1	1	6				1			3	1	1	1	3
599	MANOPAD	MP UPS ITIKYALAPADU	2	1	1	4				1			3	1	1	1	1
600	MANOPAD	M P U P S MANOPAD	2	1	1	10				1			5	1	1	1	5
601	MANOPAD	MPUPS CHENNIPAD	2	1	1	7	1			1		1	4	0	1	0	3
602	MANOPAD	M P U P S PEDDA POTHULA PAD	2	1	1	5			1	1	1		3	0	0	1	2
603	MANOPAD	M P U P S UNDAVELLY	3	1	1	8			1			1	6	2	1	0	2
604	MANOPAD	MP UPS KORVIPAD	2	1	1	6				1			3	1	1	1	3
	MANOPAD		33	16	16	93	4	0	3	9	4	5	58	17	12	11	35
605	ALAMPUR	MPUPS MARAMUNAGALA-II	2	1	1	4			1	1	1	1	3	0	0	0	1
606	ALAMPUR	MPUPS PRAGATOOR	2	1	1	5	1			1	1	1	3	0	0	0	2
607	ALAMPUR	UPS KONAIR	2	1	1	4			1	1	1	1	3	0	0	0	1
608	ALAMPUR	MPUPS BHEEMAVARAM	2	1	1	3			1	1			5	0	1	1	-2
609	ALAMPUR	UPS GUNDIMALLA	2	1	1	3			1	1	1	1	4	0	0	0	-1
610	ALAMPUR	MPUPS BHAIKAPUR	2	1	1	3			1	1			3	0	1	1	0
611	ALAMPUR	MP UPS, KASEEPUR	2	1	1	5				1			4	1	1	1	1
612	ALAMPUR	UPS, SULTHANAPUR	2	1	1	4				1			3	1	1	1	1
	ALAMPUR		16	8	8	31	1	0	5	8	4	4	28	2	4	4	3
613	VEEPANGANDLA	UPS SAMPATHRAOPALLY	2	1	1	4			1	1	1	1	3	0	0	0	1
614	VEEPANGANDLA	M.P.U.P.S AMMAIPALLY	2	1	1	4	1			1	1	1	3	0	0	0	1
615	VEEPANGANDLA	MPUP.S DAGADA PALLY	2	1	1	7	1			1	1	1	4	0	0	0	3

SLNO	Name of the Mandal	Name of the School	Required Posts				Sanctioned Posts							Additional Posts required			
			SA	TR2	HP2	SGT	SAM	SAP	SAB	SASS	TP2	HP2	SGT	SA	TP2	HP2	SGT
616	VEEPANGANDLA	U.P.S MIYYAPUR	2	1	1	6							3	2	1	1	3
617	VEEPANGANDLA	M.P.U.P.S GUEM (BEKKEM)	2	1	1	4			1	1		1	3	0	0	0	1
618	VEEPANGANDLA	MPUP.S LAXMI PALLY	2	1	1	3			1	1			3	0	1	1	0
619	VEEPANGANDLA	MPU.P.S, VEEPANGANDLA	2	1	1	6	1			1	1	1	4	0	0	0	2
620	VEEPANGANDLA	U.P.S KANDLOOR	2	1	1	4				1			3	1	1	1	1
621	VEEPANGANDLA	M.P.U.P.S, SANGINENIPALLY	2	1	1	6				1			3	1	1	1	3
622	VEEPANGANDLA	M.P.U.P.S, VELGONDA	2	1	1	5	1				1		3	1	0	1	2
623	VEEPANGANDLA	M.P.U.P.S, DAGADA	2	1	1	7				1			3	1	1	1	4
624	VEEPANGANDLA	M.P.U.P.S VELLATUR	2	1	1	5			1		1	1	4	1	0	0	1
625	VEEPANGANDLA	U.P.S, GOVARDHANAGIRI	2	1	1	6			1			1	3	1	1	0	3
	VEEPANGANDLA		26	13	13	67	4	0	5	9	7	7	42	8	6	6	25
626	KOLLAPUR	MPU PS CHINTAPALLY	2	1	1	6	1			1	1	1	3	0	0	0	3
627	KOLLAPUR	MP UPS NARLAPUR	2	1	1	4			1	1	1	1	3	0	0	0	1
628	KOLLAPUR	MPU PS NARSIONGRAOPALLY	2	1	1	3			1	1	1	1	2	0	0	0	1
629	KOLLAPUR	MP UPPER PRIMARY SCHOOL	2	1	1	3							2	2	1	1	1
630	KOLLAPUR	MP P S SOMASHILA	2	1	1	5	1			1	1	1	3	0	0	0	2
631	KOLLAPUR	U P S MALACHINTA PALLY	2	1	1	6	1			1			4	0	1	1	2
632	KOLLAPUR	GOVT.TIRBAL WELFARE U.P.S	2	1	1	4	1			1			4	0	1	1	0
633	KOLLAPUR	MP U P S WADIYAL	2	1	1	4				1		1	5	1	1	0	-1
634	KOLLAPUR	UPS (Girls)	2	1	1	6				1		1	7	1	1	0	-1
635	KOLLAPUR	MP U P S MALLESHWARAMA	2	1	1	3							3	2	1	1	0
	KOLLAPUR		20	10	10	44	4	0	2	8	4	6	36	6	6	4	8
	Grand Total		1306	636	635	3098	202	12	216	425	265	330	2254	451	371	305	844

SARVA SIKSHA ABHIYAN :: MAHABUBNAGAR

ADDL. POSTS REQUIRED FOR THE UP SCHOOLS UPGRADED IN THE YEAR 2002-03

Sl.No.	Name of the Mandal	Name of the UP School	Requirement		Sanctioned		Addl.	
			SAs	LPs	SAs	LPs	SAs	LPs
1	Kodangal	Rudraram	2	2	1	1	1	1
2	Kosgi	Bogaram	2	2	1	1	1	1
3	Damaragidda	Udumalagidda	2	2	1	1	1	1
4	Damaragidda	Maddelabeedu	2	2	1	1	1	1
5	Damaragidda	Gadimunkanpally	2	2	1	1	1	1
6	Koilkonda	Ankilla	2	2	1	1	1	1
7	Koilkonda	Keshavapur	2	2	1	1	1	1
8	Hanwada	Gudimalkapur	2	2	1	1	1	1
9	Balanagar	Kucherikal	2	2	1	1	1	1
10	Kondurg	Ummethyala	2	2	1	1	1	1
11	Kondurg	Peerjapur	2	2	1	1	1	1
12	Farooqnagar	Kondannaguda	2	2	1	1	1	1
13	Farooqnagar	Mogiligidda	2	2	1	1	1	1
14	Farooqnagar	Kammadanam	2	2	1	1	1	1
15	Kothur	Narsappaguda	2	2	1	1	1	1
16	Madgula	Dodlapahad	2	2	1	1	1	1
17	Madgula	Nagilla	2	2	1	1	1	1
18	Wangoor	Jajala	2	2	1	1	1	1
19	Wangoor	Sarvareddypally	2	2	1	1	1	1
20	Kalwakurthy	Marchala	2	2	1	1	1	1
21	Jadcherla	GPS Kaverammamet	2	2	1	1	1	1
22	Jadcherla	Burugupally	2	2	1	1	1	1
23	Jadcherla	Macharam	2	2	1	1	1	1
24	Mahabubnagar	Patha Palamur	2	2	1	1	1	1
25	Devarakadra	Gurukonda	2	2	1	1	1	1

99

Sl.N o.	Name of the Mandal	Name of the UP School	Requirement		Sanctioned		Addl.	
			SAs	LPs	SAs	LPs	SAs	LPs
26	Maganoor	Thangadigi	2	2	1	1	1	1
27	Narwa	Erladinne	2	2	1	1	1	1
28	Atmakur	Amarachintha	2	2	1	1	1	1
29	Ghanpur	Appareddypally	2	2	1	1	1	1
30	Bijinepally	Bijinepally	2	2	1	1	1	1
31	Bijinepally	Waddeman	2	2	1	1	1	1
32	Nagarkurnool	Ganyagula	2	2	1	1	1	1
33	Nagarkurnool	Uyyalawada	2	2	1	1	1	1
34	Nagarkurnool	Nallavelly	2	2	1	1	1	1
35	Tadur	Sirsawada	2	2	1	1	1	1
36	Telkapally	Gaddampally	2	2	1	1	1	1
37	Balmoor	Kondanagula	2	2	1	1	1	1
38	Peddakothapally	Mustipally	2	2	1	1	1	1
39	Peddakothapally	Devunithirumalapur	2	2	1	1	1	1
40	Kodair	Nagulapally	2	2	1	1	1	1
41	Kodair	Mailaram	2	2	1	1	1	1
42	Kodair	Paspula	2	2	1	1	1	1
43	Kodair	Machipally	2	2	1	1	1	1
44	Gopalpet	Bointhirumalapur	2	2	1	1	1	1
45	Alampur	Pinnamcherla	2	2	1	1	1	1
46	Weepanagandla	Ammapally	2	2	1	1	1	1
47	Weepanagandla	Weepanagandla	2	2	1	1	1	1
48	Kollapur	Manchalakatta	2	2	1	1	1	1
49	Kollapur	Somasila	2	2	1	1	1	1
50	Kollapur	Chinthalapally	2	2	1	1	1	1
		Total:	100	100	50	50	50	50

DPEP/SSA :: MAHABUBNAGAR

ADDL. POSTS REQUIRED FOR THE UP SCHOOLS UPGRADED IN THE YEAR 2003-04

MDC	Name of the Mandal	Sl.No	Name of the UP School	Requirement		Sanctioned		Addl. Requirement	
				SAs	LPs	SAs	LPs	SAs	LPs
2	Bomraspet	1	PS Vadicherla	2	2	2	1	0	1
2	Bomraspet	2	PS Mahantipur	2	2	2	1	0	1
2	Bomraspet	3	PS Kothur	2	2	2	1	0	1
2	Bomraspet	4	PS Yenkapally	2	2	2	1	0	1
2	Bomraspet	5	PS Madanpally	2	2	2	1	0	1
2	Bomraspet	6	PS Sallindapur	2	2	2	1	0	1
4	Doulthabad	7	PS Thimmareddypally	2	2	2	1	0	1
5	Damaragidda	8	PS Narsapur	2	2	2	1	0	1
5	Damaragidda	9	PS Uligundam	2	2	2	1	0	1
11	Kondurg	10	PS Gallgudem	2	2	2	1	0	1
18	Wangoor	11	DNTPS Agrahram Tanda	2	2	2	1	0	1
21	Midjii	12	PS Kothur	2	2	2	1	0	1
21	Midjil	13	PS Kothapally	2	2	2	1	0	1
22	Thimmajipet	14	PS Bavajipally	2	2	2	1	0	1
27	Devarkadra	15	PS Peddarajamur	2	2	2	1	0	1
27	Devarkadra	16	PS Gudibanda	2	2	2	1	0	1
27	Devarkadra	17	PS Nagaram	2	2	2	1	0	1
28	Dhanwada	18	PS Yeligandla	2	2	2	1	0	1
28	Dhanwada	19	PS Cherlapally	2	2	2	1	0	1
30	Utkoor	20	PS Ameenpur	2	2	2	1	0	1
30	Utkoor	21	PS Tipparaspaliy	2	2	2	1	0	1
30	Utkoor	22	PS Mallepally	2	2	2	1	0	1
31	Maganoor	23	PS Chegunta	2	2	2	1	0	1
32	Makthal	24	PS Someshwar Banda	2	2	2	1	0	1

MDC	Name of the Mandal	Sl.No	Name of the UP School	Requirement		Sanctioned		Addl. Requirement	
				SAs	LPs	SAs	LPs	SAs	LPs
32	Makthal	25	PS Kachwar	2	2	2	1	0	1
33	Narwa	26	PS Rampoor	2	2	2	1	0	1
42	Theikapally	27	PS Gatturavipakula	2	2	2	1	0	1
43	Uppununthala	28	PS Guvvalonipally	2	2	2	1	0	1
43	Uppununthala	29	PS Marrisally	2	2	2	1	0	1
43	Uppununthala	30	PS Sadagodu	2	2	2	1	0	1
44	Achampet	31	PS Hazipur	2	2	2	1	0	1
44	Achampet	32	PS Mannevaripally	2	2	2	1	0	1
44	Achampet	33	PS Singaram	2	2	2	1	0	1
44	Achampet	34	PS Laxmapur	2	2	2	1	0	1
45	Amrabad	35	PS Udimitla	2	2	2	1	0	1
45	Amrabad	36	PS Thirumalapur	2	2	2	1	0	1
47	Lingal	37	PS Rayawaram	2	2	2	1	0	1
47	Lingal	38	PS Jeelugupally	2	2	2	1	0	1
52	Pangal	39	PS Jammapur	2	2	2	1	0	1
52	Pangal	40	PS Gopulapur	2	2	2	1	0	1
52	Pangal	41	PS Dawajipally	2	2	2	1	0	1
54	Gadwal	42	PS Kakulwar	2	2	2	1	0	1
55	Dharur	43	PS Chinnipad	2	2	2	1	0	1
55	Dharur	44	PS Rangapur	2	2	2	1	0	1
55	Dharur	45	PS Nettempad	2	2	2	1	0	1
56	Maldakal	46	PS Nagardoddi	2	2	2	1	0	1
56	Maldakal	47	PS Neelipally	2	2	2	1	0	1
57	Gattu	48	PS Yerandoddi	2	2	2	1	0	1
59	Waddepally	49	PS Chinna Dhanwada	2	2	2	1	0	1
64	Kollapur	50	PS Ankraopally	2	2	2	1	0	1
			Total	100	100	100	50	0	50

SARVA SIKSHA ABHIYAN :: MAHABUBNAGAR
LIST OF POSTS REQUIRED IN URDU PRIMARY SCHOOLS

District : Mahabubnagar

SLNO	MANDAL	Required SGTs	Sanctioned SGTs	Addl. SGTs required
1	KODANGAL	6	6	0
2	BOMRASPET	4	4	0
3	KOSGI	11	10	1
4	DOULTABAD	2	2	0
5	DAMARGIDDA	2	2	0
6	MADDUR	4	4	0
7	KOILKONDA	4	11	-7
8	HANWADA	4	4	0
9	NAWABPET	4	4	0
10	BALANAGAR	2	2	0
11	FAROOQNAGAR	8	7	1
12	KESHAMPET	2	2	0
13	TALKONDAPALLY	2	2	0
14	MIDJIL	2	2	0
15	JADCHERLA	12	11	1
16	BHOOTHPUR	8	8	0
17	MAHABUBNAGAR	37	32	5
18	DHANWADA	4	4	0
19	NARAYANPET	2	2	0
20	MAGANOOOR	4	2	2
21	NARWA	2	2	0

SLNO	MANDAL	Required SGTs	Sanctioned SGTs	Addl. SGTs required
22	C.C.KUNTA	4	4	0
23	ATMAKUR	10	7	3
24	KOTHAKOTA	11	4	7
25	GHANPUR	2	2	0
26	BIJENEPALLY	2	2	0
27	NAGARKURNOOL	4	4	0
28	TADOOR	2	0	2
29	TELKAPALLY	2	2	0
30	ACHAMPET	2	0	2
31	AMARABAD	4	3	1
32	LINGAL	2	2	0
33	PEDDAKOTHAPALLY	2	2	0
34	GOPALPET	2	1	1
35	WANAPARTHY	6	6	0
36	PEBBAIR	2	1	1
37	GATTU	6	6	0
38	MANOPAD	2	2	0
39	ALAMPUR	2	2	0
40	VEEPANGANDLA	4	3	1
41	KOLLAPUR	6	5	1
	Grand Total	203	181	22

SARVA SIKSHA ABHIYAN :: MAHABUBNAGAR
LIST OF POSTS REQUIRED IN URDU UPPER PRIMARY SCHOOLS

District : Mahabubnagar

Medium : Urdu

SLNO	MANDAL	Name of the School	Scode	Required Posts				Sanctioned Posts						Additional Posts required				
				R_SA	RUP2	RTP2	RSGT	S_SAM	S_SAP	S_SAB	S_SASS	S_UP2	S_TP2	S_SGT	S.As	UPT2	TPT2	SGT
1	MADDUR	M P U P S MADDUR	1406305	2	1	1	3							2	2	1	1	1
2	MAHABUBNAGAR	GOVT. PRIMARY SCHOOL SHAHS	1425030	2	1	1	4			1	1	1	1	4	0	0	0	0
3	MAHABUBNAGAR	GOVT UPS MOMINWADI	1425312	2	1	1	5	1			1	1		9	0	0	1	-4
4	NARAYANPET	GOVT UPS LAL MASJID	1429304	2	1	1	5			1	1	1		6	0	0	1	-1
5	NAGARKURNOOL	M.P UPS NAGARKURNOOL	1440303	2	1	1	4	1				1		9	1	0	1	-5
		Grand Total		10	5	5	21	2	0	2	3	4	1	30	3	1	4	-9

SARVA SIKSHA ABHIYAN :: MAHABUBNAGAR

LIST OF ADDITIONAL POSTS REQUIRED IN URDU MEDIUM HIGH SCHOOLS

District : Mahabubnagar

SLNO	M_NAME	Required Posts				Sanctioned Posts														Addl. Posts required			
		S.As	UPT1	TPT1	PD2	SA-M	SA-E	SA-PS	SA-Bio	SA-SS	TPT1	HPT1	UPT1	UPT2	TPT2	PD	SGT	PET	S.As	UPT1	TPT1	PD	
1	KOSGI	5	1	1	1	1	1	1	1	1	1	0	0	1	0	0	0	1	1	1	0	1	
2	FAROOQNAGAR	5	1	1	1	0	0	0	1	1	0	0	0	0	0	0	7	0	3	1	1	1	
3	THIMMAJIPET	5	1	1	1	0	0	1	1	1	0	0	0	0	0	0	1	0	2	1	1	1	
4	JADCHERLA	9	2	1	1	2	1	1	1	1	0	0	1	1	0	0	3	0	5	1	1	1	
5	MAHABUBNAGAR	11	3	2	2	2	2	1	2	3	1	0	0	1	0	0	0	1	3	3	1	2	
6	ATMAKUR	5	1	1	1	1	1	1	1	0	0	0	0	1	0	0	0	0	2	1	1	1	
7	KOTHAKOTA	5	1	1	1	1	0	0	0	1	0	0	0	0	1	0	0	0	4	1	1	1	
8	ACHAMPET	5	1	1	1	0	1	0	1	1	0	0	0	0	0	0	0	0	2	1	1	1	
9	AMARABAD	5	1	1	1	2	1	0	0	2	0	0	0	0	0	1	0	2	1	1	1	1	
10	WANAPARTHY	5	1	1	1	1	1	1	1	1	0	0	0	1	0	0	0	1	1	1	1	1	
	Grand Total	60	13	11	11	10	8	6	9	12	2	0	1	5	1	0	12	3	25	12	9	11	

SARVA SIKSHA ABHIYAN :: MAHABUBNAGAR

LIST OF PRIMARY SCHOOLS UPGRADED AS UP SCHOOLS DURING 2002-03

Sl.No.	Name of the Primary School upgraded as UP School	Name of the Mandal
1	Rudraram	Kodangal
2	Bogaram	Kosgi
3	Udumalagidda	Damaragidda
4	Maddelabeedu	Damaragidda
5	Gadimunkanpally	Damaragidda
6	Ankilla	Koilkonda
7	Keshavapur	Koilkonda
8	Gudimalkapur	Hanwada
9	Kucherikal	Balanagar
10	Ummethyala	Kondurg
11	Peerjapur	Kondurg
12	Kondannaguda	Farooqnagar
13	Mogiligidda	Farooqnagar
14	Kammadanam	Farooqnagar
15	Narsappaguda	Kothur
16	Dodlapahad	Madgula
17	Nagilla	Madgula
18	Jajala	Wangoor
19	Sarvareddypally	Wangoor
20	Marchala	Kalwakurthy
21	GPS Kaverammampet	Jadcherla
22	Burugupally	Jadcherla
23	Macharam	Jadcherla
24	Patha Palamur	Mahabubnagar

Sl.No.	Name of the Primary School upgraded as UP School	Name of the Mandal
25	Gurukonda	Devarakadra
26	Thangadigi	Maganoor
27	Erjadinne	Narwa
28	Amarachintha	Atmakur
29	Appareddypally	Ghanpur
30	Bijinepally	Bijinepally
31	Waddeman	Bijinepally
32	Ganyagula	Nagarkurnool
33	Uyyalawada	Nagarkurnool
34	Nallavelly	Nagarkurnool
35	Sirsawada	Tadur
36	Gaddampally	Telkapally
37	Kondanagula	Balmoor
38	Mustipally	Peddakothapally
39	Deyunithirumalapur	Peddakothapally
40	Nagulapally	Kodair
41	Mailaram	Kodair
42	Paspula	Kodair
43	Machipally	Kodair
44	Boinithirumalapur	Gopalpet
45	Pirnamcherla	Alampur
46	Ammapally	Weepanagandla
47	Weepanagandla	Weepanagandla
48	Manchalakatta	Kollapur
49	Somasila	Kollapur
50	Chinthalapally	Kollapur

**LIST OF NEW PRIMARY SCHOOLS OPENED UNDER SSA
DURING 2003-04**

Mdl. Code	Name of the Mandal	Sl. No.	Name of the new Primary School
2	Bomraspet	1	Kattukalva Tanda
2	Bomraspet	2	Dharkindi Tanda
9	Nawabpet	3	Govanipalli
15	Thalakondapally	4	Nagireddiguda
22	Thimmajipet	5	Yerra Sathyam Colony
22	Thimmajipet	6	Indranagar Colony
26	Addakal	7	Polkmapally SC Cly.
26	Addakal	8	Nagaipally
26	Addakal	9	Gajulapet
26	Addakal	10	Polkmapally BC Cly.
35	Athmakur	11	Matam Tanda
38	Ghanpur	12	Kothapally Tanda
38	Ghanpur	13	Jaggaipally
39	Bijinepally	14	Polepally Tanda
41	Tadur	15	Indracal New BC Colony
41	Tadur	16	Etdarpally Tanda
41	Tadur	17	Ithole Tanda
45	Amrabad	18	Rayagadda Tanda
51	Wanaparthi	19	Baswannagadd Tanda
52	Pangal	20	Remaddula BC Cly.
52	Pangal	21	GN.Cly. Bollaram
55	Dharur	22	Musaldoddi
58	leeja	23	Uppal New Colony
58	leeja	24	Durga Nagar
58	leeja	25	Dharga U/M
59	Waddepally	26	Rajoli BC Colony
59	Waddepally	27	Julekal Stage
60	Itikyala	28	Udandapoor SC Colony

DPEP/SSA :: MAHABUBNAGAR

LIST OF PRIMAY SCHOOLS UPGRADED AS UPPER PRIMARY SCHOOLS
FOR THE YEAR 2003-04

MDC	Name of the Mandal	Sl.No	Name of the PS upgraded as UPS
2	Bomraspet	1	PS Vadicherla
2	Bomraspet	2	PS Mahantipur
2	Bomraspet	3	PS Kothur
2	Bomraspet	4	PS Yenkapally
2	Bomraspet	5	PS Madanpally
2	Bomraspet	6	PS Salindapur
4	Doulthabad	7	PS Thimmareddypally
5	Damaragidda	8	PS Narsapur
5	Damaragidda	9	PS Uligundam
11	Kondurg	10	PS Galigudem
18	Wangoor	11	DNTPS Agrahram Tanda
21	Midjil	12	PS Kothur
21	Midjil	13	PS Kothapally
22	Thimmajipet	14	PS Bavajipally
27	Devarkadra	15	PS Peddarajamur
27	Devarkadra	16	PS Gudibanda
27	Devarkadra	17	PS Nagaram
28	Dhanwada	18	PS Yeligandla
28	Dhanwada	19	PS Cherlapally
30	Utkoor	20	PS Ameenpur
30	Utkoor	21	PS Tipparaspally
30	Utkoor	22	PS Mallepally
31	Maganoor	23	PS Chegunta

MDC	Name of the Mandal	Sl.No	Name of the PS upgraded as UPS
32	Makthal	24	PS Someshwar Banda
32	Makthal	25	PS Kachwar
33	Narwa	26	PS Rampoor
42	Theikapally	27	PS Gatturavipakula
43	Uppununthala	28	PS Guvvalonipally
43	Uppununthala	29	PS Marripally
43	Uppununthala	30	PS Sadagodu
44	Achampet	31	PS Hazipur
44	Achampet	32	PS Mannevaripally
44	Achampet	33	PS Singaram
44	Achampet	34	PS Laxmapur
45	Amrabad	35	PS Udimilla
45	Amrabad	36	PS Thirumalapur
47	Lingal	37	PS Rayawaram
47	Lingal	38	PS Jeelugupally
52	Pangal	39	PS Jammapur
52	Pangal	40	PS Gopulapur
52	Pangal	41	PS Dawajipally
54	Gadwal	42	PS Kakulwar
55	Dharur	43	PS Chinnipad
55	Dharur	44	PS Rangapur
55	Dharur	45	PS Nettempad
56	Maldakal	46	PS Nagardoddi
56	Maldakal	47	PS Neelipally
57	Gattu	48	PS Yerandoddi
59	Waddepally	49	PS Chinna Dhanwada
64	Kollapur	50	PS Ankiraopally

**DPEP / SSA :: MAHABUBNAGAR
ABSTRACT FOR SCHOOL LESS HABITATIONS**

Sl.No.	Name of the Mandal	No. of School less Habitations	Population in the schoolless habitations
1	Kodangal	2	320
2	Bomraspet	13	1422
3	Kosgi	5	1023
4	Doulthabad	5	779
5	Damaragidda	3	364
6	Maddur	9	1443
7	Koil konda	3	4410
8	Hanwada	4	674
9	Nawabpet	8	572
10	Balanagar	5	1049
11	Kondurg	2	421
12	Farooqnagar	12	1172
13	Kothur	2	285
14	Keshampet	9	1123
15	Thalakondapally	9	1019
16	Amangal	5	469
17	Madgul	9	1035
18	Wangoor	1	150
19	Veldanda	5	478
20	Kalwakurthy	0	0
21	Midjil	4	475
22	Thimmajipet	5	469
23	Jadcherla	26	8123
24	Bhoothpur	7	990
25	Mahabubnagar	3	1232
26	Addakal	4	1843
27	Devarkadra	3	690
28	Dhanwada	2	450
29	Narayanpet	6	1593
30	Utkoor	1	200
31	Maganoor	1	256
32	Makthal	0	0
33	Narwa	2	542

Sl.No.	Name of the Mandal	No. of School less Habitations	Population in the schoolless habitations
34	C.C.Kunta	3	535
35	Athmakur	3	608
36	Kothakota	2	477
37	Peddmandadi	3	891
38	Ghanpur	0	0
39	Bijinepally	1	1500
40	Nagarkurnool	0	0
41	Tadur	1	600
42	Theikapally	3	562
43	Uppununthala	5	911
44	Achampet	0	0
45	Amrabad	3	450
46	Balmoor	1	276
47	Lingal	2	407
48	Peddakothapally	2	207
49	Kodair	6	1079
50	Gopalpet	3	681
51	Wanaparthi	2	331
52	Pangal	4	902
53	Pebbair	0	0
54	Gadwal	1	186
55	Dharur	2	621
56	Maldakal	0	0
57	Gattu	0	0
58	Ieeja	0	0
59	Waddepally	0	0
60	Itikyala	1	100
61	Manopad	3	1330
62	Alampur	1	350
63	Weepangandla	2	233
64	Kollapur	2	415
	TOTAL:	231	48723

109

**D.P.E.P./S.S.A. :: MAHABUBNAGAR
LIST OF SCHOOL LESS HABITATIONS**

Sl. No.	Name of the Mandal	Name of the Schoolless Habitation		Population	Remarks		
1	Kodangal	1	Mathukulabanda Tanda	158			
		2	Redya Naik Tanda	162			
2	Bomraspet	3	Pulcherlakunta Tanda	72			
		4	Mysinuku Tanda	160			
		5	Devlanaik Tanda	162			
		6	Chervuvumundari Tanda	76			
		7	Muchukunta Tanda	60			
		8	Setyanaik Tanda	162			
		9	Bapankunta Tanda	97			
		10	Deeplanaik Tanda	158			
		11	Vailagadda Tanda	92			
		12	Bogamcheruvu Tanda	86			
		13	Purya Naik Tanda	182			
		14	Maddimadugu Tanda	65			
		15	Bollibai Tanda	50			
		3	Kosgi	16	Bijjarapubavulu	150	
				17	Pandirihanmanlu	265	
18	Bantonibavi			250			
19	Bandargadda			176			
20	Putlalonibavi			182			
4	Doulthabad	21	Kummarikunta Tanda	122			
		22	Nagappakunta Tanda	136			
		23	Bichal Tanda	181			
		24	Uragunta	267			
		25	Vuskala Tanda	73			
5	Damaragidda	26	Nadyanaik Tanda	98			
		27	Kalibugga Tanda	86			
		28	GP Wada, Damaragidda	180			

Sl. No.	Name of the Mandal	Name of the Schoolless Habitation		Population	Remarks
6	Maddur	29	Pallegadda	270	
		30	Damla Tanda	90	
		31	Mothkulakunta Tanda	162	
		32	Sethya Naik Tanda	102	
		33	Medikunta Tanda	110	
		34	Porlakunta Tanda	206	
		35	Safan Cheruvu Tanda	221	
		36	Veeraram Pedda Tanda	107	
		37	Pedlribanda Tanda	175	
7	Koil konda	38	Uskabai Tanda	300	
		39	Gopigundu Tanda	250	
		40	Manikonda HW	3860	
8	Hanwada	41	Peerlappagadda Tanda	180	
		42	Janyanaik Tanda	109	
		43	Pallemoni Colony	125	
		44	Gundyal Gate	260	
9	Nawabpet	45	Kotha Depally	157	
		46	Thallajutta Tanda	60	
		47	Seethamma Tanda	40	
		48	Kakarlpad Gate	160	
		49	Gallonikunta Tanda	45	
		50	Revally	35	
		51	Mirgonipally	30	
		52	Erravadaka Tanda	45	
10	Balanagar	53	Ibrahimpally Tanda	157	
		54	Balanagar U/M	280	
		55	Rajanagar HW	307	
		56	Udityal HW	180	
		57	Udityal U/M	125	

Sl. No.	Name of the Mandal	Name of the Schoolless Habitation		Population	Remarks
11	Kondurg	58	Koppukunta Tanda	98	
		59	Chilumbavi Tanda	323	
12	Farooqnagar	60	Poturajugadda Tanda	156	
		61	Cheerla Tanda	168	
		62	Gudegani Tanda	98	
		63	Devunigudi Tanda	87	
		64	Doddigadda Tanda	96	
		65	Mandanirai Tanda	65	
		66	Jyothyia Tanda	72	
		67	Uppalagunta Tanda	92	
		68	Yerrabidusu Tanda	68	
		69	Annagadda Tanda	91	
		70	Jeedigadda Tanda	101	
13	Kothur	71	Rameshwaram Tanda	78	
		72	Jangoniguda	148	
14	Keshampet	73	Pullicherlakunta Tanda	137	
		74	Padakal SC Colony	148	
		75	Valya Tanda	50	
		76	Meenamoni pally	75	
		77	Gondishankarpally	75	
		78	Nanu Tanda	142	
		79	Rangampet	268	
		80	Konaipally Tanda	118	
15	Thalakondapally	81	Tekulakunta Tanda	158	
		82	Goplaikunta Tanda	89	
		83	Narsigani Tanda	36	
		84	Hemlagani Tanda	35	
		85	Megli Tanda	26	
		86	Ramja Tanda	31	
		87	Venkatapur	275	
		88	Garmyagani Tanda	52	

Sl. No.	Name of the Mandal	Name of the Schoolless Habitation		Population	Remarks
		89	Limbyagani Tanda	250	
		90	Ganyagani Tanda	59	
		91	Suryagani Tanda	255	
16	Amangal	92	Gudl Tanda	50	
		93	Talakunta Tanda	157	
		94	Gurramgutta Tanda	72	
		95	Vankarai Tanda	92	
		96	SC Col., Charakonda	98	
17	Madgul	97	Ammavaripally	38	
		98	Madgul Tanda	150	
		99	Valya Tanda	133	
		100	Jangu Tanda	104	
		101	Kammagudem	122	
		102	Kammaravaipalem	95	
		103	Reddypuram	215	
		104	Korra Tanda	98	
		105	Hunya Tanda	80	
18	Wangoor	106	Somla Tanda	150	
19	Veldanda	107	Badrigani Tanda	105	
		108	Janlagattu Tanda	110	
		109	Dongalagattu Tanda	95	
		110	Ontigundu Tanda	88	
		111	Ganyabagath Tanda	80	
21	Midjil	112	Mangaligadda Tanda	70	
		113	Reddya Tanda	105	
		114	Moduriakunta Tanda	150	
		115	Donur Tanda	150	

Sl. No.	Name of the Mandai	Name of the Schoolless Habitation		Population	Remarks
22	Thimmajipet	116	Chinthagattu Tanda	123	
		117	Erra Bikya Tanda	79	
		118	Munavath Tanda	85	
		119	Chennagula Tanda	96	
		120	Budyanaik Tanda	86	
23	Jadcheria	121	Regadipatti Tanda	16	Sch.Age.Popula
		122	Chinnagutta Tanda	18	"
		123	Mettubanda Tanda	16	"
		124	Sadhu Gudiselu	13	"
		125	Choutagadda Tanda	74	"
		126	Budachandru Tanda	35	"
		127	Morambai Tanda	37	"
		128	Chowdagaripally	26	"
		129	Kollonimarsu Tanda	62	"
		130	Vailagadda Tanda	41	"
		131	Mulasthambala Tanda	44	"
		132	Ammapally Colony	42	"
		133	Manya Tanda	27	"
		134	Balsingh Tanda	42	"
		135	Onti Gudiselu	25	"
		136	Cheepuru Gudiselu	38	"
137	Shankaraipally	30	"		
138	Kotha Tanda	52	"		
139	Gang Tanda	20	"		
140	Gouri Shankar Col., Badepaliy		2000		
141	Old Bazar Badepaliy		4052		
142	Kotha Kesavulu Nagar, Badepaliy		451		
143	Boyalakunta		265		
144	BC Col., Kaverammamet		269		
145	Ambatapur		260		
146	Chakaligadda Tanda		168		

Sl. No.	Name of the Mandal	Name of the Schoolless Habitation		Population	Remarks
24	Bhoothpur	147	Pedda Tanda	110	
		148	Mutyalampally	185	
		149	Dodagatta Tanda	300	
		150	Potla Tanda	120	
		151	Guduvi Tanda	87	
		152	Bhagvan Tanda	95	
		153	Potulamadugu Tanda	93	
25	Mahabubnagar	154	Bhavani Tanda, Fathepur	153	
		155	Vadde Gudiselu	176	
		156	Sanjaynagar (Vanagutta)	903	
26	Addakal	157	Kandoor SC Col.,	500	
		158	Janampet Sc Col.,	400	
		159	Vemula SC Col.,	443	
		180	Rachala SC Col.,	500	
27	Devarkadra	161	SC Col., Gaddegudem	280	
		162	SC Col., Koukuntla	260	
		163	U/M, Koukuntla	150	
28	Dhanwada	164	Kotha Tanda	250	
		165	Sanjeevaraya Konda	200	
29	Narayanpet	166	Musirla	85	
		167	Driver Gopi Tanda	76	
		168	Kotakonda HW	381	
		169	Kollampally HW	350	
		170	Jajapur U/M	470	
		171	Perapalla HW	231	
30	Utkoor	172	Jeernahalli	200	
31	Maganoor	173	Chegunta	256	
33	Narwa	174	SC Col., Narwa	257	
		175	RR Centre under PJP (Peerladinne)	285	
34	C.C.Kunta	176	Jamblanaik Tanda	210	
		177	Parmakunta Tanda	175	

Si. No.	Name of the Mandal	Name of the Schoolless Habitation		Population	Remarks
		178	Redya Naik Tanda	150	
35	Athmakur	179	Karlvena Tanda	160	
		180	Baingam Tanda	98	
		181	BC Col., Amarachintha	350	
36	Kothakota	182	Pullareddykunta Tanda	210	
		183	Patha Nacharampeta	267	
37	Peddmandadi	184	Peddmandadi U/M	465	
		185	Kavaligani Gudiselu	262	
		186	Kothakunta Tanda	164	
39	Bijinepally	187	BC Col., Lattupally	1500	
41	Tadur	188	SC Col., Ithoie	600	
42	Theikapally	189	Wadderawada	150	
		190	Nandipeta	262	
		191	Bandapally Wadderageri	150	
43	Uppununthala	192	Vaddera Colony	165	
		193	Rangampet	250	
		194	Thippapur Tanda	128	
		195	Busireddynagar	190	
		196	Kotha Ram Nagar	178	
45	Amrabad	197	Marsu Tanda	145	
		198	Royalgandi Tanda	123	
		199	Maradugu Tanda	182	
46	Balmoor	200	Polisettypally Tanda	276	
47	Lingal	201	Wadde Bakkanna Gudem	92	
		202	Wadde Rayavaram	315	
48	Peddakothapally	203	Vavillabavi Tanda	182	
		204	Telugu Gudiselu, Mustipally	25	
49	Kodair	205	Vaddewada (Kodair)	255	
		206	Variagudiselu (Janumpally)	162	
		207	G.M Tanda	165	
		208	Yerlakunta Tanda	178	

Sl. No.	Name of the Mandal	Name of the Schoolless Habitation		Population	Remarks
		209	Mondi Tanda	152	
		210	Guriginja Mitta Tanda	167	
50	Gopalpet	211	Andalakunta Tanda	160	
		212	Gandhi Nagar	270	
		213	Laxmidevipally	251	
51	Wanaparthi	214	Guntha Tanda	156	
		215	Kandireega Tanda	175	
52	Pangal	216	Dondayapally Tanda	148	
		217	Gandhi Nagar, Boliaram	132	
		218	SC Col., Mahammadapur	270	
		219	BC Col., Gopaldinne	352	
54	Gadwal	220	Gudem (Anandapur)	186	
55	Dharur	221	Kurva Geri, Dharur	401	
		222	Kothapalem Tanda	220	
60	Itikyala	223	Pogaku company	100	
61	Manopad	224	Undavelly SC Col.,	650	
		225	Kolugatia U/M	180	
		226	Undavelly	500	
62	Alampur	227	New Plots, Alampur	350	
63	Weepangandla	228	Tadakalavani Tanda	158	
		229	Islavath Tanda	75	
64	Kollapur	230	Dulyanaik Tanda	130	
		231	New Col., Molachinthalapally	285	

SARVA SIKSHA ABHIYAN :: MAHABUBNAGAR

LIST OF SCHOOL LESS HABITATIONS PROPOSED FOR NEW PRIMARY SCHOOLS FOR 2004-07

Sl. No.	Name of the School less Habitation	Enrollment in ALS running under District Primary Education Project			Mandal Code	Name of the Mandal
		Boys	Girls	Total		
1	Kandoor SC Colony	30	25	55	26	Addakula
2	Sanjay Nagar (Vanagutta)	32	21	53	25	Mahabubnagar
3	Maisanodu Tanda	27	21	48	2	Bomraspet
4	Jajapur U/M	23	19	42	29	Narayanapet
5	Pulicherlakunta Tanda	21	19	40	13	Kothur
6	Choutagadda Tanda	23	15	38	23	Jadcherla
7	Waddewada	18	17	35	49	Kodair
8	Badriganj Tanda	20	15	35	19	Veldanda
9	Jambala Naik Tanda	21	14	35	34	CC Kunta
10	Tallakunta	21	14	35	16	Amangal
11	Kothapalem Tanda	18	15	33	55	Dharur
12	New Plots-(Alampur)	19	14	33	62	Alampur
13	Polisettypally Tanda	21	12	33	46	Balmoor
14	Peddamandadi U/M	14	18	32	37	Peddamandadi
15	Suryagani Tanda	16	16	32	15	Thalakondapally
16	Maradugu Tanda	20	12	32	45	Amrabad
17	Waddeyavaram	12	19	31	47	Lingal
18	R.R.Centre under PJP (Peerladinne)	17	14	31	33	Narwa
19	Vavillabavi	21	10	31	48	Peddakothapally
20	Puriyanayak Tanda	15	15	30	2	Bomraspet
21	Bichal Tanda	15	15	30	4	Doulthabad
22	Uskabal Tanda	17	13	30	7	Koilkonda
23	Jeernahalli	18	12	30	30	Utkoor
24	Pulla Reddy kunta Tanda	19	11	30	36	Kothakota
25	Donur Tanda	18	12	30	21	Midji
26	Deeplanayak Tanda	13	16	29	2	Bomraspet
27	Rangampet	15	14	29	43	Uppunuthala
28	Seethyanayak Tanda	19	10	29	2	Bomraspet
29	Rangampet	21	8	29	14	Keshampet

Sl. No.	Name of the School less Habitation	Enrollment in ALS running under Enrollment in ALS running under District Primary Education Project			Mandal Code	Name of the Mandal
30	Chegunta	16	12	28	31	Maganoor
31	Uragunta	10	17	27	4	Doulthabad
32	Gurginjamitta Tanda	10	17	27	49	Kodair
33	Kandireega Tanda	14	13	27	51	Wanaparthy
34	Earlakunta Tanda	16	11	27	49	Kodair
35	Pediribanda Tanda	17	10	27	6	Maddur
36	Boyalakunta	15	11	26	23	Jadcherla
37	Gundyal gate	16	10	26	8	Hanwada
38	Chakaligadda Tanda	16	10	26	23	Jadcherla
39	Tekulakunta Tanda	15	11	26	14	Keshampet
40	Madgula Tanda	15	11	26	17	Madgula
41	Devulanayak Tanda	14	11	25	2	Bomraspet
42	Pallegadda	15	10	25	6	Maddur
43	Mothkulabanda Tanda	15	10	25	1	Kodangal
44	Modullakunta Tanda	16	9	25	21	Midjil
45	Peramakunta Tanda	18	7	25	34	CC Kunta
46	Patha Nacharampeta	10	14	24	36	Kothakota
47	Jangoniguda	14	10	24	13	Kothur
48	Ibrahimpally Tanda	15	9	24	10	Balanagar
49	Ghandhinagar	16	8	24	50	Gopalpet
50	Mothkul Kunta	10	13	23	6	Maddur
51	Kavaligani gudeselu	12	11	23	37	Peddmandadi
52	Waddegudiselu	15	8	23	25	Mahabubnagar
53	Warlagudiselu	16	7	23	49	Kodair
54	Guntha Tanda	2	20	22	51	Wanaparthy
55	Peerlappagadda Tanda	14	8	22	8	Hanwada
56	Mondi Tanda	14	8	22	49	Kodair
57	Ambatapoor	10	11	21	23	Jadcherla
58	Nandipeta	9	11	20	42	Thelkapally
59	Thadakalavani Tanda	14	6	20	63	Weepangandla
60	Redyanaik Tanda	14	6	20	1	Kodangal

SARVA SIKSHA ABHIYAN :: MAHABUBNAGAR

PROPOSALS FOR UPGRADATION OF PRIMARY SCHOOLS TO U.P. SCHOOLS MANDAL WISE FOR 2004-2007

Sl.No.	MDC	Name of the Mandal	Proposed PS for upgradation to UPS		Strength particulars						Distance from nearest UPS or HS (in KMs)	Strength of Girls
					I	II	III	IV	V	Total		
1	1	Kodangal	1	PS Parsapur	45	43	42	31	34	195	3	120
2			2	PS Annaram	41	53	26	22	24	166	4	90
3	3	Kosgi	1	PS Thogapur	55	61	30	51	22	219	3	105
4			2	PS Kadampally	51	41	74	32	29	227	2	108
5			3	PS Balabadrappally	39	32	13	59	15	158	5	73
6	4	Doulatabad	1	PS Sulthanpur	45	37	54	64	26	226	3	102
7	5	Damaragidda	1	PS Annasagar	108	80	45	26	23	282	4	134
8			2	PS Wathugundla	137	36	25	32	32	262	4	77
9			3	PS Sajanapur	123	44	31	25	18	241	5	110
10	6	Maddur	1	PS Chintaldinne	81	28	37	28	22	196	5	71
11	8	Hanwada	1	PS Konagattupally	37	44	36	38	31	186	4	84
12	9	Nawabpet	1	PS Kondapur	47	69	26	40	23	205	4	95
13			2	PS Rudraram	38	64	43	46	16	207	3	94
14	10	Balanagar	1	PS Suraram	47	27	43	46	21	184	2	94
15			2	PS Gunded	21	22	31	27	23	124	3	60
16			3	PS Gouthapur	16	29	31	8	16	100	3	49
17	11	Kondurg	1	PS Agiryala (New)	20	74	29	30	38	191	3	94
18			2	PS Raviryala	21	59	41	49	25	195	4	93
19			3	PS Thummalapally	15	39	33	27	24	138	5	88
20	13	Kothur	1	PS Serigudabadrai Pally	42	27	40	38	23	170	3	94
21			2	PS Appreddy Guda	37	27	24	60	25	173	1.5	72
22	14	Keshampet	1	PS Bhaikhanpally	16	46	28	66	22	178	4	88
23			2	PS Alwal	32	14	17	38	24	125	3	70
24	15	Thalakondapally	1	PS Salapur	40	46	45	50	13	194	5	75
25			2	PS Devenipadkal	48	37	59	37	29	210	3	100
26			3	PS Antharam	47	35	24	29	27	162	3	85
27			4	PS Madaipally	26	24	35	40	27	152	4	85
28			5	PS Julapally	20	36	29	37	31	153	4	69
29			6	PS Cheepunthala	30	32	25	24	24	135	4	67
30			7	PS Jangareddy Pally	22	16	28	39	24	129	5	63

Sl.No.	MDC	Name of the Mandal	Proposed PS for upgradation to UPS		Strength particulars						Distance from nearest UPS or HS (in KMs)	Strength of Girls
					I	II	III	IV	V	Total		
31	16	Amangal	1	PS Settipally	36	29	24	28	11	128	4	
32			2	PS Jangareddy Pally	34	39	19	19	17	128	3	
33	17	Madgul	1	PS Kugya Tanda	31	40	13	14	12	110	3	59
34	18	Wangoor	1	PS Pothareddy Pally	28	25	31	27	13	124	3	59
35	19	Veldanda	1	PS Chandrayanpally	16	30	20	34	28	128	5	74
36	20	Kalwakurthy	1	PS Velkatta	46	34	36	27	20	163	4	79
37			2	PS Kurmidda	30	20	34	46	20	150	4	73
38	21	Midjil	1	PS Vallabaraopally	46	36	58	67	33	240	3	130
39	22	Thirmajipet	1	PS Avancha Tanda	22	36	53	47	12	170	4	96
40			2	PS Yedirapally	32	29	33	33	19	146	3	70
41	23	Jadcheria	1	PS Nekkonda	19	40	26	24	31	140	5	56
42			2	PS Kistaram	21	28	36	26	26	137	4	58
43	29	Narayanpet	1	PS Shasanpally	15	53	30	49	18	165	4	79
44			2	PS Bolnpally	28	54	31	30	38	181	3	83
45	31	Maganoor	1	PS Alampally	77	31	22	13	16	159	3	55
46	32	Makthal	1	PS Konapur	33	45	56	113	33	280	3	128
47	34	C.C.Kunta	1	PS Thirmalapur	33	29	28	40	19	149	5	85
48	36	Kothakota	1	PS Thirumalayapally	48	55	44	36	21	204	4	102
49	39	Bijjinspally	1	PS Sakerpet	80	48	26	31	28	213	3	109
50			2	PS Khanapur	104	44	33	25	43	249	3	101
51	46	Balmoor	1	PS Jinukunta	77	33	40	30	13	193	3	96
52	48	Peddakothapally	1	PS Chennapraopally	71	91	37	36	30	265	4	135
53	54	Gadwal	1	PS Chengugonipally	36	72	55	61	53	277	3.5	149
54			2	PS Melacheruvu	7	36	22	32	20	117	3	125
55	55	Dharur	1	PS Guddamdoddi	154	26	23	10	24	237	3	97
56			2	PS Ganganpally	62	48	25	17	17	169	3	68
57			3	PS Kothapalem	49	25	40	19	15	148	4	68
58	60	Kikyala	1	PS Satharala	67	64	57	26	44	258	3	98
59	62	Alampur	1	GPS Kyathur	21	31	55	45	33	185	0	172
60	64	Kollapur	1	PS Chikkaipally	88	31	23	30	22	194	3	86

**SARVA SIKSHA ABHIYAN :: MAHABUBNAGAR
LIST OF POSTS REQUIRED IN PRIMARY SCHOOLS**

District : Mahabubnagar.

SLNO	MANDAL	Required SGTs	Sanctioned SGTs	Addl. SGTs required
1	KODANGAL	98	80	18
2	BOMRASPET	145	93	52
3	KOSGI	114	88	26
4	DOULTABAD	134	103	31
5	DAMARGIDDA	125	87	38
6	MADDUR	154	120	34
7	KOILKONDA	174	131	43
8	HANWADA	112	78	34
9	NAWABPET	161	118	43
10	BALANAGAR	214	170	44
11	KONDURG	161	125	36
12	FAROOQNAGAR	152	119	33
13	KOTHUR	137	91	46
14	KESHAMPET	98	72	26
15	TALKONDAPALLY	181	132	49
16	AMANGAL	152	120	32
17	MADGUL	144	120	24
18	WANGOOR	111	94	17
19	VELDANDA	123	103	20
20	KALWAKURTHY	104	83	21
21	MIDJIL	116	99	17
22	THIMMAJIPET	95	75	20
23	JADCHERLA	187	149	38
24	BHOOTHPUR	98	74	24
25	MAHABUBNAGAR	193	138	55
26	ADDAKAL	191	54	37
27	DEVARAKADRA	92	75	17
28	DHANWADA	110	84	26
29	NARAYANPET	111	94	17
30	UTKOOR	76	50	26
31	MAGANNOOR	84	60	24

SLNO	MANDAL	Required SGTs	Sanctioned SGTs	Addl. SGTs required
32	MAKTHAL	118	83	35
33	NARWA	88	55	33
34	C.C.KUNTA	71	53	18
35	ATMAKUR	73	62	11
36	KOTHAKOTA	133	79	54
37	PEDDAMANDADI	59	45	14
38	GHANPUR	97	79	18
39	BIJENEPALLY	133	97	36
40	NAGARKURNOOL	92	76	16
41	TADOOR	63	48	15
42	TELKAPALLY	73	66	7
43	UPPUNUNTHALA	76	55	21
44	ACHAMPET	136	22	114
45	AMARABAD	124	104	20
46	BALMOOR	78	58	20
47	LINGAL	81	60	21
48	PEDDAKOTHAPALLY	110	77	33
49	KODAIR	84	49	35
50	GOPALPET	102	84	18
51	WANAPARTHY	148	112	36
52	PANGAL	114	79	35
53	PEBBAIR	97	47	50
54	GADWAL	154	110	44
55	DHAROOR	159	97	62
56	MALDAKAL	103	58	45
57	GATTU	90	73	17
58	IEEJA	100	48	52
59	WADDEPALLY	121	57	64
60	ITIKYAL	105	59	46
61	MANOPAD	49	31	18
62	ALAMPUR	82	60	22
63	VEEPANGANDLA	72	59	13
64	KOLLAPUR	109	86	23
	Grand Total	7341	5307	2034

SARVA SIKSHA ABHIYAN :: MAHABUBNAGAR
REQUIREMENT OF ADDITIONAL CLASS ROOMS FOR PRIMARY SCHOOLS

Mdl. Code	Name of the Mandal		Name of the School	No.of Classes	Strength	No.of Class rooms available	Requirement t of Addl. Class rooms	Place available (YES/No)
30	UTKOOR	1	PS CHINNA PORLA (U/M)	5	121	0	5	YES
30	UTKOOR	2	PS GARLE PALLY (T/M)	5	85	0	5	YES
31	MAGANOOOR	3	PS 'X' ROAD KRISHNA	3	50	0	3	YES
30	UTKOOR	4	PS PULIMAMIDI (U/M)	5	47	0	5	YES
31	MAGANOOOR	5	PS MARUTHI NAGAR	4	39	0	4	YES
31	MAGANOOOR	6	PS VASU NAGAR	4	35	0	4	YES
31	MAGANOOOR	7	PS GUDE BALLUR (T/M & K/M)	10	483	1	10	YES
38	GHANPUR	8	PS MAMIDI MADA	5	267	1	4	YES
46	BALMOOR	9	PS GODAL	5	246	1	4	YES
57	GATTU	10	PS ALUR	5	230	1	3	YES
3	KOSGI	11	C.P.S (G) KOSGI	5	224	1	3	YES
36	KOTHAKOTA	12	PS PAMA PUR	5	222	1	5	YES
3	KOSGI	13	CH.PS MEERJAPUR	5	212	1	2	YES
9	NAWABPET	14	PS CHOWDOR	5	209	1	1	YES
17	MADGUL	15	PS ANDUGAL	5	209	1	4	YES
6	MADDUR	16	PS BONEED	5	205	1	2	YES
6	MADDUR	17	PS PEDIRIPAD	5	193	1	3	YES
13	KOTHUR	18	PS MAMIDPALLY	5	187	1	4	YES
62	ALAMPUR	19	GPS KYATHUR	5	172	1	4	YES
28	DHANWADA	20	PS GUNUMUKLA	5	168	1	4	YES
51	WANAPARTHY®	21	PS TELUGU WADA	5	166	1	4	Yes
52	PANGAL	22	PS THELLARLA PALLY TANDA	5	165	1	4	YES
31	MAGANOOOR	23	PS KOLPOOR	5	152	1	4	YES
4	DOULTHABAD	24	PS ALLAPUR	5	150	1	2	YES
23	JADCHERLA	25	GPS NASOORULLA BAD	5	149	1	4	YES

Mdl. Code	Name of the Mandal	Name of the School		No. of Classes	Strength	No. of Class rooms available	Requirement of Addl. Class rooms	Place available (YES/No)
16	AMANGAL	26	PS SETTI PALLY	5	146	1	3	YES
40	NAGAR KURNOOL	27	PS (CC) NAGAR KURNOOL	5	144	1	2	YES
35	ATMAKUR	28	PS MOOTOLAM PALLY	5	143	1	4	YES
6	MADDUR	29	PS APPIREDDY PALLY	5	142	1	2	YES
21	MIDJIL	30	PS AYYAWARI PALLY	5	137	1	4	YES
3	KOSGI	31	PS CHANDRAVANCHA	5	134	1	3	YES
9	NAWABPET	32	PS KAROOR	5	134	1	2	YES
52	PANGAL	33	DNT PS TELLARLA PALLY TANDA	5	130	1	4	YES
33	NARWA	34	PS SEEPOOR	5	128	1	2	YES
6	MADDUR	35	PS NAGAMPALLY	5	127	1	2	YES
31	MAGANOOOR	36	PS GURJAL	5	125	1	4	YES
56	MALDAKAL	37	PS MS PALLY	5	124	1	1	YES
3	KOSGI	38	PS CHENNARAM	5	123	1	3	YES
40	NAGAR KURNOOL	39	PS NARSAI PALLY	5	122	1	1	YES
4	DOULTHABAD	40	PS GUNDEPALLY	5	121	1	3	NOT
6	MADDUR	41	GPS RENI VATLA	5	120	1	2	YES
54	GADWAL	42	PS VEERAPUR	5	120	1	4	YES
32	MAKTHAL	43	PS ANKEN PALLY	5	119	1	4	YES
17	MADGUL	44	PS NARSAI PALLY	5	118	1	4	YES
54	GADWAL	45	PS MELA CHERUVU (BC)	5	114	1	4	YES
57	GATTU	46	PS YERSON DODDI	5	112	1	1	YES
11	KONDURG	47	PS LACHAMPET	5	110	1	4	YES
31	MAGANOOOR	48	PS KHAN DODDI	5	110	1	5	YES
4	DOULTHABAD	49	PS CHEDRAKAL	5	109	1	2	YES
17	MADGUL	50	PS NARSAM PALLY	5	109	1	4	YES
	Total:				7507	44	171	

SARVA SIKSHA ABHIYAN :: MAHABUBNAGAR
REQUIREMENT OF ADDITIONAL CLASS ROOMS FOR UPPER PRIMARY SCHOOLS

SL. NO	Name of the Mandal		Name of the School	No.of Classes	Strength	No.of Class rooms available	Requirement of Addl. Class rooms	Place available (Yes/No)
31	MAGANOUR	1	UPS TANGADI K/M	7	221	1	7	YES
46	BALMOOR	2	UPS BALMOOR	7	557	2	5	YES
61	MANOPAD	3	UPS UNDAVELLY	7	403	2	5	YES
11	KONDURG	4	UPS VEERANNAPET	7	324	2	6	YES
6	MADDUR	5	UPS MOMINAPUR	7	294	2	4	YES
35	ATMAKUR	6	UPS MULAMALLA	7	287	2	4	YES
57	GATTU	7	UPS K.T.DODDI	7	266	2	3	YES
6	MADDUR	8	UPS NANDIPAD	7	265	2	5	YES
31	MAGANOUR	9	UPS MANDIPALLY	7	264	2	6	YES
57	GATTU	10	UPS GORLAKHANDODDI	7	263	2	2	YES
58	IEEJA	11	UPS RAJAPUR	7	258	2	4	YES
58	IEEJA	12	UPS BOINAPALLY	7	252	2	2	YES
32	MAKTHAL	13	UPS KATREVUPALLY	7	243	2	5	YES
60	ITIKYALA	14	UPS VAVILALA	7	237	2	6	YES
60	ITIKYALA	15	UPS SHABAD	7	235	2	6	YES
5	DAMARGIDDA	16	UPS UDMULGIDDA	7	230	2	5	YES
32	MAKTHAL	17	UPS RUDRA SAMUDRAM	7	214	2	5	YES
11	KONDURG	18	UPS PADMARAM	7	213	2	6	YES
28	DHANWADA	19	UPS RAKONDA	7	210	2	5	YES
57	GATTU	20	UPS T.P.MORSU	7	207	2	2	YES
6	MADDUR	21	UPS GOKUL NAGAR	7	204	2	5	YES
27	DEVARKADRA	22	UPS BASWAIPALLY	7	204	2	5	YES
31	MAGANOUR	23	UPS UJJELLY	7	202	2	4	YES
35	ATMAKUR	24	UPS DEVARPALLY	7	201	2	6	YES
11	KONDURG	25	UPS PEERJAPUR	7	200	2	6	YES
57	GATTU	26	UPS PENCHIKALAPAD	7	200	2	2	YES
58	IEEJA	27	UPS THUPATRALA	7	195	2	3	YES
12	FAROOQNAGAR	28	UPS GANTLAVELLY	7	194	2	5	YES
22	THIMMAJIPET	29	UPS NERELLAPALLY	7	194	2	6	YES
	Total:				7237	57	135	

**SARVA SIKSHA ABHIYAN :: MAHABUBNAGAR
ABSTRACT FOR SINGLE TEACHER SCHOOLS IN
MAHABUBNAGAR DISTRICT**

Sl.No.	Name of the Mandal	No. of Single Teacher PSs
1	Kodangal	5
2	Bomraspet	13
3	Kosgi	3
4	Doulthabad	5
5	Damaragidda	0
6	Maddur	11
7	Koil konda	19
8	Hanwada	8
9	Nawabpet	9
10	Balanagar	20
11	Kondurg	6
12	Farooqnagar	0
13	Kothur	16
14	Keshampet	6
15	Thalakondapally	1
16	Amangal	17
17	Madgul	4
18	Wangoor	9
19	Veldanda	11
20	Kalwakurthy	8
21	Midjil	2
22	Thimmajipet	5
23	Jadcherla	9
24	Bhoothpur	5
25	Mahabubnagar	9
26	Addakal	5
27	Devarkadra	3
28	Dhanwada	6
29	Narayanpet	5
30	Utkoor	2
31	Maganoor	0
32	Makthai	4
33	Narwa	0

Sl. No.	Name of the Mandal	No. of Single Teacher PSs
34	C. C. Kunta	4
35	Athmakur	2
36	Kothakota	18
37	Peddmandadi	8
38	Ghanpur	9
39	Bijinepally	10
40	Nagarkumool	0
41	Tadur	3
42	Theikapaily	1
43	Uppununthala	8
44	Achampet	17
45	Amrabad	2
46	Balmoor	2
47	Lingai	5
48	Peddakothapally	2
49	Kodair	7
50	Gopalpet	6
51	Wanaparthi	8
52	Pangal	8
53	Pebbair	17
54	Gadwai	4
55	Dharur	5
56	Maldakai	2
57	Gattu	3
58	Ieeja	1
59	Waddepally	3
60	Itikyala	1
61	Manopad	4
62	Alampur	0
63	Weepangandla	2
64	Kollapur	7
	TOTAL:	395

SARVA SIKSHA ABHIYAN :: MAHABUBNAGAR
LIST OF SINGLE TEACHER PRIMARY SCHOOLS IN MAHABUBNAGAR DISTRICT

Mandal Code	Name of the Mandal	Sl.No.	Name of the Single Teacher School	Enrollment	Sanctioned Posts	Addl. Posts required	Remarks
A	B	C	D	E	F	G	H
1	Kodangal	1	PS Patha Kodangal Tanda	43	1	1	
		2	PS Yekkacheruvu Tanda	40	1	1	
		3	PS Tekulkode Tanda	33	1	1	
		4	PS Upparipally	32	1	1	
		5	PS Dharmapoor	27	1	1	
2	Bomraspet	6	PS Rotibanda Tanda	45	1	1	
		7	PS Sandrakunta Tanda	33	1	1	
		8	PS Palabal Tanda	22	1	1	
		9	PS Bodabanda Tanda	35	1	1	
		10	PS Medichettu Tanda	47	1	1	
		11	PS Gagulakunta Tanda	37	1	1	
		12	PS Burri Tanda	47	1	1	
		13	PS Tekulagadda Tanda	45	1	1	
		14	PS Vureniki Tanda	42	1	1	
		15	PS Ramnaik Tanda	26	1	1	
		16	PS Sathurkunta Tanda	39	1	1	
		17	PS Chettupally Tanda	69	1	1	
		18	PS Sagaram Tanda	41	1	1	
3	Kosgi	19	PS Kosgi BC Col.	118	1	1	
		20	PS SN Tanda	35	1	1	
		21	PS KK Tanda	25	1	1	
4	Doulthabad	22	PS Bhagya Tanda	53	1	1	
		23	PS Nandyanaik Tanda	61	1	1	
		24	PS Rallagutta Tanda	43	1	1	
		25	PS Vuragunta Tanda	52	1	1	
		26	PS Sangalpally Tanda	18	1	1	
6	Maddur	27	PS Chendyanaik Tanda	49	1	1	
		28	PS Dharmyagani Tanda	47	1	1	
		29	PS Gollagadda	28	1	1	
		30	PS JR Pally Tanda	44	1	1	
		31	PS Kistyagani Tanda	8	1	1	
		32	PS Medikunta Tanda	41	1	1	
		33	PS Porlakunta Tanda	47	1	1	
		34	PS Rallabavi	25	1	1	

Mandal Code	Name of the Mandal	Sl.No	Name of the Single Teacher School	Enrollment	Sanctioned Posts	Addl. Posts required	Remarks
A	B	C	D	E	F	G	H
		35	PS Setyanaik Tanda	31	1	1	
		36	PS Sapancheruvu Tanda	19	1	1	
		37	PS Veeraram P.T	40	1	1	
7	Koilkonda	38	PS Kalwakunta Tanda	65	1	1	
		39	PS Pedda Tanda	39	1	1	
		40	PS Keshapur Tanda	60	1	1	
		41	PS Ayyawaripally Tanda	60	1	1	
		42	PS Jayanagar Tanda	34	1	1	
		43	PS Chowdarcheruvu	33	1	1	
		44	PS Perikiveedu Tanda	41	1	1	
		45	PS Veerannapally	56	1	1	
		46	PS Gangyanaik Tanda	23	1	1	
		47	PS Bodonigutta Tanda	35	1	1	
		48	PS Rajeev Nagar Tanda	31	1	1	
		49	PS Jeedikunta	25	1	1	
		50	PS Morroni Tanda	33	1	1	
		51	PS Chinthala Tanda	33	1	1	
		52	PS Palugu Tanda	30	1	1	
		53	PS Nakkavanikunta Tanda	49	1	1	
		54	PS Thammalonibanda	46	1	1	
		55	PS Uba Tanda	29	1	1	
		56	PS Valyanalk Tanda	49	1	1	
8	Hanwada	57	PS Suryanaik Tanda	47	1	1	
		58	PS Dayyalarri Tanda	40	1	1	
		59	PS Pedda Palugu Tanda	48	1	1	
		60	PS Karam Tanda	19	1	1	
		61	PS Dori Tanda	45	1	1	
		62	PS Kistampally Gate Tanda	50	1	1	
		63	PS Yerragattu Tanda	44	1	1	
		64	PS Chelumalaihkunta Tanda	38	1	1	
9	Nawabpet	65	PS Pallegadda	68	1	1	
		66	PS Thukya Tanda	18	1	1	
		67	PS Epponibavi	33	1	1	
		68	PS Kakarjala Tanda	59	1	1	
		69	PS Mettugadda Tanda	41	1	1	
		70	PS Rangaiahbavi Tanda	16	1	1	
		71	PS Ballonipally Tanda	33	1	1	

Mandal Code	Name of the Mandal	Sl.No.	Name of the Single Teacher School	Enrollment	Sanctioned Posts	Sanctioned Posts	Addl. Posts required	Remarks
A	B	C	D	E	F	G	H	
		72	PS Morambavi Tanda	37	1	1		
		73	PS Komatikunta Tanda	33	1	1		
10	Balanagar	74	PS Vachya Tanda	46	1	1		
		75	PS Korru Tanda	50	1	1		
		76	PS Bodagutta (P)	41	1	1		
		77	PS Islarath Tanda	38	1	1		
		78	PS Paluguveedhi Tanda	61	1	1		
		79	PS Chennagulagadda Tanda	63	1	1		
		80	PS Jeedigutta Tanda	43	1	1		
		81	PS Ammapally Tanda	57	1	1		
		82	PS Thirumalayakunta Tanda	66	1	1		
		83	PS Jalugadda Tanda	55	1	1		
		84	PS Gudbanda Tanda	47	1	1		
		85	PS Veerannapally Tanda	46	1	1		
		86	PS Macharam S	31	1	1		
		87	PS Gandhipaiem	35	1	1		
		88	PS Yedugutta Tanda	82	1	1		
		89	PS Nelabanda Tanda	36	1	1		
		90	PS Peddabavi Tanda	38	1	1		
		91	PS Goutampally	22	1	1		
		92	PS Manneguda	26	1	1		
		93	PS Bodagutta PR	34	1	1		
11	Kondurg	94	PS Agirala (Old)	68	1	1		
		95	PS Cherukupally (DW)	85	1	1		
		96	PS Damaragidda Tanda	28	1	1		
		97	PS Laxmidevipally (V)	35	1	1		
		98	PS Nandya Tanda	62	1	1		
		99	PS Pullapaguda	41	1	1		
13	Kothur	100	PS Kothur HW	63	1	1		
		101	PS Kothur Tanda	65	1	1		
		102	PS Akkiraniguda	13	1	1		
		103	PS Kodicherla Tanda	77	1	1		
		104	PS Chinnagattu Tanda	61	1	1		
		105	PS Kolbal Tanda	52	1	1		
		106	PS Sanghiguda	77	1	1		
		107	PS Thatigadda Tanda	45	1	1		
		108	PS Peddakunta Tanda	26	1	1		

Mandal Code	Name of the Mandal	Sl.No.	Name of the Single Teacher School	Enrollment	Sanctioned Posts	Addl. Posts required	Remarks
A	B	C	D	E	F	G	H
		109	PS Mothukulaguda	50	1	1	
		110	PS Nasurullabad	31	1	1	
		111	PS Pandoniguda	58	1	1	
		112	PS Mallapur Tanda	48	1	1	
		113	PS LRK Tanda	34	1	1	
		114	PS Makthaguda	63	1	1	
		115	PS Salvendriguda	36	1	1	
14	Keshampet	116	PS Kakarla Tanda	56	1	1	
		117	PS Shyamrao Tanda	54	1	1	
		118	PS Thurkalapally	26	1	1	
		119	PS Guttalagadda Tanda	47	1	1	
		120	PS Podagutta Tanda	33	1	1	
		121	PS Polkarigutta Tanda	63	1	1	
15	Talakondapally	122	PS Nyanthapoor	103	2	1	
16	Amangal	123	PS Boingutta Tanda	63	1	1	
		124	PS Penta Tanda	17	1	1	
		125	PS Gattu Tanda	32	1	1	
		126	PS Puligonipally	44	1	1	
		127	PS Paparlabodu Tanda	33	1	1	
		128	PS Peddaremulonibavi T	39	1	1	
		129	PS Pullerubodu Tanda	28	1	1	
		130	PS Kanugubai Tanda	38	1	1	
		131	PS Chennaram Tanda	31	1	1	
		132	PS Norellakollu Tanda	36	1	1	
		133	PS Jammulubavi Tanda	33	1	1	
		134	PS Kandiganibodu	39	1	1	
		135	PS Cheruvu Tanda	47	1	1	
		136	PS Pilligunta Tanda	20	1	1	
		137	PS Gudumeedi Tanda	41	1	1	
		138	PS Chinnavemulabavi Tanda	32	1	1	
		139	PS Yellacheruvu Tanda	36	1	1	
17	Madgul	140	PS Nellikondi Tanda	67	1	1	
		141	PS Pakeer Tanda	68	1	1	
		142	PS Boroji Tanda	16	1	1	
		143	PS Gopya Tanda	24	1	1	
18	Wangoor	144	PS Jajala Tanda	42	1	1	
		145	PS Bodabanda Tanda	31	1	1	

Mandal Code	Name of the Mandal	Sl.No.	Name of the Single Teacher School	Enrollment	Sanctioned Posts	Addl. Posts required	Remarks
A	B	C	D	E	F	G	H
		146	PS Gairam Tanda	38	1	1	
		147	PS Saigutta Tanda	16	1	1	
		148	PS Chakaligudiselu	24	1	1	
		149	PS Nasampally	53	1	1	
		150	PS LN Tanda	38	1	1	
		151	PS NCW Tanda	33	1	1	
		152	PS Bommalagudiselu	34	1	1	
19	Veldanda	153	PS Pochamma Tanda	45	1	1	
		154	PS MG Tanda	71	1	1	
		155	PS Allamthotabavi Tanda	13	1	1	
		156	PS Kesli Tanda	36	1	1	
		157	PS Lalu Tanda	43	1	1	
		158	PS Marrigunta Tanda	79	1	1	
		159	PS Eedammabanda Tanda	49	1	1	
		160	PS Ravichettubavi Tanda	39	1	1	
		161	PS Dubba Tanda	35	1	1	
		162	PS Memaligundu Tanda	35	1	1	
		163	PS Bolligutta Tanda (DNT)	41	1	1	
20	Kalwakurthy	164	PS Kurumigadda Tanda	42	1	1	
		165	PS Satyasainagar	10	1	1	
		166	PS Hanman Nagar	47	1	1	
		167	PS Vidya Nagar	50	1	1	
		168	PS Bhagathsingh Tanda	34	1	1	
		169	PS BK Tanda	33	1	1	
		170	PS Yellikal Tanda	25	1	1	
		171	PS Thotapally	170	1	1	
21	Midjil	172	PS Edubavi Tanda	47	1	1	
		173	PS Kottonigadda Tanda	43	1	1	
22	Thimmajipet	174	PS Edirepally Tanda	54	1	1	
		175	PS Kodavat Tanda	75	1	1	
		176	PS BM Tanda	47	1	1	
		177	PS MN Tanda	64	1	1	
		178	PS Hemlanaik Tanda	16	1	1	
23	Jadcherla	179	PS Erlapally Tanda	63	1	1	
		180	PS Gairam Tanda	32	1	1	
		181	PS Guttakadipally	42	1	1	
		182	PS Kolbai Tanda	32	1	1	

Mandal Code	Name of the Mandal	Sl. No.	Name of the Single Teacher School	Enrollment	Sanctioned Posts	Addl. Posts required	Remarks
A	B	C	D	E	F	G	H
		183	PS Kurvapally	47	1	1	
		184	PS Makthapally	17	1	1	
		185	PS Marrichettu Tanda	84	1	1	
		186	PS Peddikunta Tanda	30	1	1	
		187	PS Thummalakunta Tanda	62	1	1	
24	Bhoothpur	188	PS Kothur Tanda	30	1	1	
		189	PS Bhattupally Tanda	33	1	1	
		190	PS Meetya Tanda	24	1	1	
		191	PS Ramdas Tanda	55	1	1	
		192	PS Vasaram Tanda	55	1	1	
25	Mahabubnagar	193	PS Laxminaik Tanda	124	1	1	
		194	PS Srinivasa Col.	61	1	1	
		195	PS Lalyanalk Tanda	50	1	1	
		196	PS Kodoor Tanda	55	1	1	
		197	PS Utakunta	16	1	1	
		198	PS Borabanda Tanda	37	1	1	
		199	PS Oblaipally Tanda	71	1	1	
		200	PS Palakonda Tanda	38	1	1	
		201	PS Avataligadda Tanda	18	1	1	
26	Addakula	202	PS Soorthi Tanda	45	1	1	
		203	PS Thallagadda	27	1	1	
		204	PS Katavaram Tanda	43	1	1	
		205	PS Komireddypally gattu	53	1	1	
		206	PS Konakapoor	37	1	1	
27	Devarakadra	207	PS Narloni Kunta	69	1	1	
		208	PS Chowda Tanda	40	1	1	
		209	PS Kistampally	17	1	1	
28	Dhanwada	210	PS Manipoor Tanda	45	1	1	
		211	PS Madigulamula Tanda	43	1	1	
		212	PS C.N. Tanda	45	1	1	
		213	PS Dudugu Tanda	41	1	1	
		214	PS TG Tanda	50	1	1	
		215	PS AKM Tanda	67	1	1	
29	Narayanapet (R)	216	PS Busireddypally	54	1	1	
		217	PS Boinpally Tanda	88	1	1	
		218	PS Pilligunta Tanda	88	1	1	
		219	PS Sekaramoni Tanda	48	1	1	

Mandal Code	Name of the Mandal	Sl.No.	Name of the Single Teacher School	Enrollment	Sanctioned Sanctioned Posts	Addl. Posts Addl. Posts required	Remarks Remarks
A	B	C	D	E	F	G	H
		220	PS Thirmaladevunipally	57	1	1	
30	Utkoor	221	PS TRP Tanda	69	1	1	
		222	PS Samanoor	56	1	1	
32	Makthal	223	PS Machanpally	65	1	1	
		224	PS Samanpally	86	1	1	
		225	PS Panchadevulapadu	175	2	1	
		226	PS Upparpaliy	145	2	1	
34	CC Kunta	227	PS Gopyanaik Tanda	41	1	1	
		228	PS Vaddeman C	106	1	1	
		229	PS Undyala Tanda	71	1	1	
		230	PS Duppati Tanda	54	1	1	
35	Atmakur	231	PS Thukya Tanda	33	1	1	
		232	PS Amarachintha U/M	121	1	1	
36	Kothakota	233	PS Konnur Tanda	56	1	1	
		234	PS Kanayapally Tanda	33	1	1	
		235	PS SR Pally Tanda	35	1	1	
		236	PS Harijanwada	17	0	1	
		237	PS BC Col, Kothakota	17	0	1	
		238	PS Weavers Col., Kothakota	21	0	1	
		239	PS Vatlampudi Tanda	20	0	1	
		240	PS Jairam Tanda	17	0	1	
		241	PS Natavelly U/M	17	0	1	
		242	PS Apparala HW	40	0	1	
		243	PS Amadabakula	23	0	1	
		244	PS Ajjakollu	53	0	1	
		245	PS Palem HW	61	0	1	
		246	PS Kanlmetta HW	56	0	1	
		247	PS Pullareddykunta	22	0	1	
		248	PS Kummariveedhi, Kothakota	17	0	1	
		249	PS Brahmanaveedhi, Kothakota	18	0	1	
		250	PS RK Puram U/M	17	0	1	
37	Peddmandadi	251	PS Mundari Tanda	9	1	1	
		252	PS Cheekarichettu Tanda	36	1	1	
		253	PS Nagulakunta Tanda	19	1	1	
		254	PS Ankaipally Tanda	49	1	1	
		255	PS Buggapally Tanda	45	1	1	
		256	PS Mojarla	75	1	1	

Mandal Code	Name of the Mandal	Sl.No.	Name of the Single Teacher School	Enrollment	Sanctioned Posts	Addl. Posts required	Remarks
A	B	C	D	E	F	G	H
		257	PS Gatlakhanapur Tanda	36	1	1	
		258	PS Ammapally Tanda	42	1	1	
38	Ghanpur	259	PS Ghanpur HW	62	1	1	
		260	PS MMM Tanda	40	1	1	
		261	PS MMY Tanda	71	1	1	
		262	PS DK Tanda	69	1	1	
		263	PS Kame Tanda	36	1	1	
		264	PS Derabanda Tanda	20	1	1	
		265	PS Vasaram Tanda	28	1	1	
		266	PS TPRM Tanda	51	1	1	
		267	PS BP Tanda	8	1	1	
39	Bijinepally	268	PS Bheemuni Tanda	27	1	1	
		269	PS Chinnapeer Tanda	49	1	1	
		270	PS Burugugadda Tanda	47	1	1	
		271	PS Ravulacheruvu Tanda	26	1	1	
		272	PS Nallacheruvu Tanda	24	1	1	
		273	PS Vudugalakunta Tanda	29	1	1	
		274	PS Gouraram Tanda	23	1	1	
		275	PS Ankenpally Tanda	35	1	1	
		276	PS Karukonda Tanda	67	1	1	
		277	PS Kottalgadda Tanda	37	1	1	
41	Tadoor	278	PS Yatdharpally	59	1	1	
		279	PS Sirsavada Col.	144	1	1	
		280	PS Ballonipally HC	92	1	1	
42	Telkapally	281	PS Telkapally HC	32	1	1	
43	Uppununthaia	282	PS Puryanaik Tanda	44	1	1	
		283	PS Veltoor Tanda	55	1	1	
		284	PS Ayyavanipally Tanda	33	1	1	
		285	PS Kamsanipally Tanda	56	1	1	
		286	PS Piragwanipally Tanda	54	1	1	
		287	PS Monya Tanda	29	1	1	
		288	PS Guttameedi Tanda	29	1	1	
		289	PS Bavulakadi Tanda	13	1	1	
44	Achampet	290	PS Lingotam Tanda	22	1	1	
		291	PS Choutanpally Tanda	32	1	1	
		292	Govt.PS Chenchanpalugu Tanda	39	1	1	
		293	PS Pedda Tanda	42	1	1	

Mandal Code	Name of the Mandal	Sl.No.	Name of the Single Teacher School	Enrollment	Sanctioned Posts	Addl. Posts required	Remarks
A	B	C	D	E	F	G	H
		294	Govt.PS Yedumitta Tanda	52	1	1	
		295	Govt.PS Chedurubavi Tanda	66	1	1	
		296	Govt. PS Dubba Tanda	70	1	1	
		297	Govt. PS Korra Tanda	58	1	1	
		298	Govt. PS Sivaru Tanda	57	1	1	
		299	PS Konya Tanda	49	1	1	
		300	PS Balya Tanda	38	1	1	
		301	PS Kistya Tanda	51	1	1	
		302	PS Marlapadu Tanda	48	1	1	
		303	PS Kesya Tanda	57	1	1	
		304	PS Dasya Tanda	22	1	1	
		305	PS Ghanpur Tanda	33	1	1	
		306	Govt.PS Peerlabavi Tanda	31	1	1	
45	Amrabad	307	PS Jyothinaik Tanda		1	1	
		308	PS Laxmapoor BK	117	1	1	
46	Balmoor	309	PS ippakunta	15	1	1	
		310	PS Mothkulakunta Tanda	11	1	1	
47	Lingala	311	PS Madapoor	45	1	1	
		312	PS Camp Rayavaram	37	1	1	
		313	PS Jeelugupalli Tanda	56	1	1	
		314	PS Pata Dararam	10	1	1	
		315	PS DC Tanda	15	1	1	
48	Peddakothapally	316	PS Yapatla Tanda	31	1	1	
		317	PS Bacharam	72	1	1	
49	Kodair	318	PS Uppi Tanda	24	1	1	
		319	PS Rekulapalli	134	2	1	
		320	PS Bodugadinne Tanda	29	1	1	
		321	PS Yerrambai Tanda	32	1	1	
		322	PS Thakur Tanda	50	1	1	
		323	PS Mulamadatha Tanda	51	1	1	
		324	PS Bavaipally	89	1	1	
50	Gopalpet	325	PS (V) Revally	19	1	1	
		326	PS Thalpanoor Tanda	33	1	1	
		327	PS Pulleshwaram	35	1	1	
		328	PS Keshampet Tanda	81	1	1	
		329	PS Laxmi Tanda	47	1	1	
		330	PS Jinkalabeedu Tanda	44	1	1	

Mandal Code	Name of the Mandal	Sl.No.	Name of the Single Teacher School	Enrollment	Sanctioned Posts	Addl. Posts required	Remarks		
A	B	C	D	E	F	G	H		
51	Wanaparthy	331	PS Vaddewada	54	1	1			
		332	PS Mustigeri	36	1	1			
		333	PS Bandar Nagar U/M	25	1	1			
		334	PS Gandhinagar	85	1	1			
		335	PS Nandimallagadda	69	1	1			
		336	PS Paigadda	49	1	1			
		337	PS Savaigudem HC	47	1	1			
		338	PS Appaipally	65	1	1			
		52	Pangal	339	PS Aklnonipally	27	1	1	
				340	PS Shakapur Tanda	42	1	1	
341	PS Annaram			104	1	1			
342	PS Gopulapur Tanda			21	1	1			
343	PS Kistapoor Tanda			69	1	1			
344	PS Rangaram			18	1	1			
345	DNT PS Tellarallapally Tanda			155	1	1			
346	Korlakunta			68	1	1			
53	Pebbair			347	PS Sugur HW	77	1	1	
		348	PS MM Dinne	20	1	1			
		349	PS Pebbair (Chakaliwada)	64	1	1			
		350	PS Pebbair (BC Girls)	33	1	1			
		351	PS Kanchiraopally Tanda	30	1	1			
		352	PS Srinrangapoor SC Col	69	1	1			
		353	PS Ramannapet	21	1	1			
		354	PS Sugur (Mandageri)	64	0	1			
		355	PS Rangapur (Mudiraj)	76	0	1			
		356	PS Pebbair BC Colony	59	0	1			
		357	PS Kanchiraopally SC Col	25	0	1			
		358	PS Kuntivani Tanda	40	0	1			

Mandal Code	Name of the Mandal	Sl.No.	Name of the Single Teacher School	Enrollment	Sanctioned Posts	Addl. Posts Addl. Posts required	Remarks
A	B	C	D	E	F	G	H
		359	PS Srirangapoor BC Col	54	0	1	
		360	PS Srirangapoor U/M	51	0	1	
		361	PS Shakapur BC Col	39	0	1	
		362	PS Yaparla Sc Col	40	0	1	
		363	PS Chinnagummadam	34	0	1	
54	Gadwal	364	PS Basracheruvu II	54	1	1	
		365	PS Basapoor	75	2	1	
		366	PS Gurrangadda	74	2	1	
		367	PS Jilledabanda	44	1	1	
55	Dharur	368	PS Umityala Tanda	66	1	1	
		369	PS Irkichedu Tanda	57	1	1	
		370	PS Venkatapoor	111	2	1	
		371	PS Pujari Tanda	53	1	1	
		372	PS Thurupu Tanda	23	1	1	
56	Maldakal	373	PS Nethonipalli Tanda	54	1	1	
		374	PS Yellambanda Tanda	41	1	1	
57	Gattu	375	PS Mallampally	80	1	1	
		376	PS Chemankandoddi	57	1	1	
		377	PS Yellamdoddi	125	1	1	
58	leeja	378	PS (New) Kutkanur	50	1	1	
59	Waddepally	379	PS Gandhi Nagar	47	1	1	
		380	PS T. Gariapahad	79	2	1	
		381	PS Chinthal Camp	93	1	1	
60	Itikyala	382	PS Mangampet	13	1	1	
61	Manopad	383	PS Rly.Stn., Manopad	10	1	1	
		384	PS V.R. Colony	75	1	1	
		385	PS G.Colony	59	1	1	
		386	PS Alampur X Road	5	1	1	
63	Weepanagandla	387	PS Ontigutta Tanda	14	1	1	
		388	PS Bheemla Tanda	35	1	1	
64	Kollapur	389	PS Yelloor SC Col.	50	1	1	
		390	PS Ramnalk Tana	48	1	1	
		391	PS Lachyanaik Tanda	46	1	1	
		392	PS Genya Naik Tanda	44	1	1	
		393	PS (DPEP) Kudikilla	99	1	1	
		394	PS Yenmanbetla Tanda	35	1	1	
		395	PS Boyaveedhi (Kollapur)	43	1	1	

**SARVA SIKSHA ABHIYAN :: MAHABUBNAGAR
ABSTRACT FOR BUILDING LESS SCHOOLS**

Sl.No.	Name of the Mandal	No. of Primary Schools	No. of Upper Primary Schools	No. of High schools	Total
1	Kodangal	3	0	0	3
2	Bomraspet	8	0	2	10
3	Kosgi	3	0	0	3
4	Doulthabad	15	0	0	15
5	Damaragidda	0	0	0	0
6	Maddur	16	0	0	16
7	Koil konda	10	0	0	10
8	Hanwada	2	0	1	3
9	Nawabpet	7	0	0	7
10	Balanagar	14	0	0	14
11	Kondurg	3	0	0	3
12	Farooqnagar	16	0	0	16
13	Kothur	1	0	0	1
14	Keshampet	4	0	0	4
15	Thalakondapally	12	0	0	12
16	Amangal	4	0	0	4
17	Madgul	6	0	0	6
18	Wangoor	2	0	0	2
19	Veldanda	1	0	0	1
20	Kalwakurthy	0	0	0	0
21	Midjil	5	0	0	5
22	Thimmajipet	11	0	0	11
23	Jadcherla	13	0	0	13
24	Bhoothpur	10	0	0	10
25	Mahabubnagar	29	6	7	42
26	Addakal	2	0	0	2
27	Devarkadra	1	0	0	1
28	Dhanwada	4	0	0	4
29	Narayanpet	10	1	2	13
30	Utkoor	1	0	0	1
31	Maganoor	0	0	0	0
32	Makthal	0	0	0	0
౩౩	Narwa	3	0	0	3

Sl.No.	Name of the Mandal	No. of Primary Schools	No. of Upper Primary Schools	No. of High schools	Total
34	C.C.Kunta	2	0	0	2
35	Athmakur	1	0	0	1
36	Kothakota	2	0	1	3
37	Peddmandadi	2	0	0	2
38	Ghanpur	2	0	0	2
39	Bijinepally	3	0	0	3
40	Nagarkurnool	9	0	0	9
41	Tadur	10	0	0	10
42	Theikapally	1	0	0	1
43	Uppununthala	0	0	0	0
44	Achampet	2	0	0	2
45	Amrabad	2	0	0	2
46	Balmoor	1	0	0	1
47	Lingal	1	0	0	1
48	Peddakothapally	3	0	0	3
49	Kodair	0	0	0	0
50	Gopalpet	3	0	0	3
51	Wanaparthy	15	0	1	16
52	Pangal	3	0	0	3
53	Pebbair	3	0	0	3
54	Gadwal	4	0	0	4
55	Dharur	3	0	0	3
56	Maldakal	0	0	0	0
57	Gattu	6	0	0	6
58	Ieeja	3	0	0	3
59	Waddepally	3	0	0	3
60	Itikyala	0	0	0	0
61	Manopad	0	0	0	0
62	Alampur	0	0	0	0
63	Weepangandla	0	0	0	0
64	Koliapur	8	0	0	8
	TOTAL:	308	7	14	329

D.P.E.P./S.S.A :: Mahabubnagar
LIST OF BUILDING LESS SCHOOLS

Sl. No.	Name of the Mandal	Name of the Buildingless Schools			Remarks
1	Kodangal	1	PS	Ravulapally U/M	
		2	PS	Angadi Rajchur U/M	
		3	PS	Hasnabad	
2	Bomraspet	4	PS	Dalithawada Dudyal	
		5	PS	Dudyal U/M	
		6	PS	Doddameedi Tanda	
		7	PS	Bomraspet U/M	
		8	PS	Deeplanaik Tanda	240
		9	PS	Mallevanikunta Tanda	
		10	PS	Kattukalwa Tanda	
		11	PS	Darikindi Tanda	
		12	HS	Hakeempeta	
		13	HS	Chowdarapally	
		3	Kosgi	14	PS
15	PS			Bapankunta Tanda	
16	PS			Musreefa U/M	
4	Doulthabad	17	PS	Allapur Tanda	
		18	PS	Sulthanpoor Tanda	
		19	PS	Hanmanaik Tanda	
		20	PS	Walky Tanda	
		21	PS	Sevabanda Tanda	
		22	PS	Maduguladoddi	
		23	PS	Bodmarrigadda Tanda	
		24	PS	Ramankunta Tanda	
		25	PS	Somlanaik Tanda	
		26	PS	Bandiwada Tanda	
		27	PS	Bunglaw Tanda	
		28	PS	Mamidlkunta	
		29	PS	Gannerlakunta Tanda	
		30	PS	Sangaipally	
		31	PS	Bandiwada	
6	Maddur	32	PS	Maddur BC Colony	
		33	PS	Chakranaik Tanda	
		34	PS	Chitagattu Tanda	675
		35	PS	Chintaladinne Tanda	
		36	PS	Denyanaik Tanda	

Sl. No.	Name of the Mandal Name of the Mandal	Name of the Buildingless Schools Name of the Buildingless schools			Remarks
		37	PS	Gokulnagar Tanda	
		38	PS	Gundyanai Tanda	
		39	PS	Kistagani Tanda	
		40	PS	Lakkaipally Tanda	
		41	PS	Nagireddy Pally Tanda	
		42	PS	Ontihunman Tanda	
		43	PS	Maddur SC Colony	
		44	PS	Takranaik Tanda	
		45	PS	Thupaki Tanda	
		46	PS	Vaikunta Tanda	
		47	PS	Renivatla Tanda	
7	Koilkonda	48	PS	Eldeep Tanda	
		49	PS	Patharlagadda Tanda	
		50	PS	Amrenaik Tanda	
		51	PS	Mudali Tanda	
		52	PS	Chekarlapally Tanda	
		53	PS	Bandameedi Tanda	
		54	PS	Angamonibanda Tanda	
		55	PS	Dappu Tanda	
		56	PS	Gandhinagar	
		57	PS	Garlapahad U/M	
8	Hanwada	58	PS	Ayodya Nagar BC Colony	
		59	PS	Vepoor U/M	
		60	HS	Hanwada	
9	Nawabpet	61	PS	Kummarigadda Tanda	
		62	PS	Veersettypally Tanda	
		63	PS	Nawabpet U/M	
		64	PS	Chevulapally	
		65	PS	Govonipally Tanda	
		66	PS	Venkateshwar Tanda	
		67	PS	Enmanagantla U/M	
10	Balanagar	68	PS	Rajapur U/M	
		69	PS	Somla Tanda	
		70	PS	Chandragani Tanda	
		71	PS	Narsampally Tanda	
		72	PS	Raikunta Tanda	
		73	PS	Yerrakunta Tanda	
		74	PS	Namyagani Tanda	

Sl. No.	Name of the Mandal	Name of the Buildingless Schools			Remarks
		75	PS	Palugumeedi Tanda	
		76	PS	Rupsingh Tanda	
		77	PS	Bandapally	
		78	PS	Shankaraipally Tanda	
		79	PS	Kolukunta Tanda	
		80	PS	Peddachelka Tanda	
		81	PS	Jogyanaik Tanda	
11	Kondurg	82	PS	Kasuiabad Tanda	
		83	PS	Chukkamet	
		84	PS	Govulaband Tanda	
12	Farooqnagar	85	PS	Jogammaguda	
		86	PS	Geeraigutta Tanda	
		87	PS	Ramnagar Colony	
		88	PS	Mangaligadda Tanda	
		89	PS	Kondaiahgadda Tanda	
		90	PS	Pulicherlakunta Tanda	
		91	PS	Thimmajipally Tanda	
		92	PS	Lalsingh Tanda	
		93	PS	Jeedivadaka Tanda	
		94	PS	Tollageri U/M	
		95	PS	RTC Colony	
		96	PS	Ratan Colony	
		97	PS	Suleman Colony	
		98	PS	Ambedkar Colony	
		99	PS	Peerlaguda U/M	
		100	PS	Mogiligidda U/M	
13	Kothur	101	PS	Bandakunta Tanda	
14	Keshampet	102	PS	Ragya Tanda	
		103	PS	Rallagandi Tanda	
		104	PS	Nanu Tanda	
		105	PS	Baljaralla Tanda	
15	Thalakondapally	106	PS	Laxmigani Tanda	
		107	PS	Sadakh Tanda	
		108	PS	Bodyagni Tanda	
		109	PS	Gaddagundu Tanda	
		110	PS	Gaddameedi Tanda	
		111	PS	Kadyal Tanda	
		112	PS	Budyagani Tanda	

Sl. No.	Name of the Mandal	Name of the Buildingless Schools			Remarks
		112	PS	Poolsingh Tanda	
		113	PS	Poolsingh Tanda	
		114	PS	Chukkagattu Tanda	
		115	PS	Marellagadda Tanda	
		116	PS	Veijal U/M	
		117	PS	Nagireddyguda	
16	Amangal	118	PS	Madhavapoor	
		119	PS	Ammaipally	
		120	PS	Dayyalagodu Tanda	
		121	PS	Amangal SC Colony	
17	Madgul	122	PS	Vittalpally	
		123	PS	Kolbavi Tanda	
		124	PS	Bodla Tanda	
		125	PS	Jangwaiya Tanda	
		126	PS	Jayaprakash Tanda	
		127	PS	Gangyanagar Tanda	
18	Wangoor	128	PS	Saigutta Tanda	
		129	PS	Sarambanda Tanda	
19	Veldanda	130	PS	Veldanda Girls	
21	Midjil	131	PS	Marlabavai Tanda	
		132	PS	Matam Tanda	
		133	PS	Chennaipally	
		134	PS	Burguvanikunta Tanda	
		135	PS	Madaram U/M	
22	Thimmajipet	136	PS	Ruknoddingadda	
		137	PS	Putnala Tanda	
		138	PS	G.Gutta Tanda	
		139	PS	Lotloni Tanda	
		140	PS	Gangireddulawada	
		141	PS	Chinnagipally Tanda	
		142	PS	Marypally	
		143	PS	Pothireddyally	
		144	PS	Thimmajipet U/M	
		145	PS	Indranagar Colony	
		146	PS	Yerra Satyam Colony	
23	Jadcherla	147	PS	Chandru Tanda	
		148	PS	Gollonidoddi Tanda	
		149	PS	Karshangutta Tanda	
		150	PS	Koduparthu	

Sl. No.	Name of the Mandal	Name of the Buildingless Schools			Remarks
		151	PS	Laxminaik Tanda	
		152	PS	Nallakunta Tanda	
		153	PS	Naliaralla Tanda	
		154	PS	Palugugadda Tanda	
		155	PS	Pochammagadda Tanda	
		156	PS	Polepally U/M	
		157	PS	Rajeev Nagar	
		158	PS	Rangalah Kunta Tanda	
		159	PS	Station Tanda	
24	Bhoothpur	160	PS	Bhoothpur Girls	
		161	PS	Bhoothpur H.W	
		162	PS	Valya Tanda	
		163	PS	Nallagutta Tanda	
		164	PS	Nehrunagar	
		165	PS	Bhoothpur U/M	
		166	PS	Amistapur U/M	
		167	PS	Thatiparthi U/M	
		168	PS	Annasagar U/M	
		169	PS	Thatikonda U/M	
25	Mahabubnagar	170	PS	Naibrahmna Colony	
		171	PS	Boyapally U/M	
		172	PS	Boyapally HC	
		173	PS	Narsapur	
		174	PS	Ramreddy Gudem	
		175	PS	Fathepur	
		176	PS	Marlu	
		177	PS	Abdul Khalam Nagar	
		178	PS	Sheshadri Nagar	
		179	PS	Ayodya Nagar	
		180	PS	Timmasanipally U/M	
		181	PS	Waddegeri	
		182	PS	Konapalmoor	
		183	PS	Madina Masjid (U/M)	
		184	PS	Market Road (U/M & T/M)	
		185	PS	Parimalagiri	
		186	PS	Sheshadri Nagar	
		187	PS	New Mothinagar	
		188	PS	Habeebnagar Near Water Tank	

Sl. No.	Name of the Mandal	Name of the Buildingless Schools			Remarks
		189	PS	Naibouli TD Gutta	
		190	PS	Kothacheruvu Road, New Gunj	
		191	PS	Bashabouli	
		192	PS	B.Balakistareddy Nagar	
		193	PS	Wadderageri Padmawathi Colony	
		194	PS	Shivashakthi Nagar O	
		195	PS	Kidwaipet	
		196	PS	Macca Masjid U/M	
		197	PS	Ambedkar Nagar New Buldings	
		198	PS	Pathathota	
		199	UPS	Mominiwada U/M	
		200	UPS	Mominiwada T/M	
		201	UPS	Hanmanpura T/M	
		202	UPS	Station Bazar T/M	
		203	UPS	Bandlageri T/M	
		204	UPS	Ravindranagar	
		205	HS	Madina Masjid (T/M)	
		206	HS	Madina Masjid (U/M)	
		207	HS	Kummariwadi	
		208	HS	Sha Bazar	
		209	HS	Ram Nagar	
		210	HS	Market Road (T/M)	
		211	HS	Market Road (U/M)	
26	Addakal	212	PS	Polkampally BC Colony	
		213	PS	Gajulapeta SC	
27	Devarkadra	214	PS	Devarkadra U/M	
28	Dhanwada	215	PS	Dhanwada K/M	
		216	PS	Dhanwada U/M	
		217	PS	Marikal HM	
		218	PS	Marikal U/M	
29	Narayanpet	219	PS	Samulavari Tanda	
		220	PS	Ashoknagar	
		221	PS	Buridiwada	
		222	PS	Dhobiwada	
		223	PS	Hajikhanpet U/M	
		224	PS	Kannada PS K/M	
		225	PS	Parimalapuram	
		226	PS	Shatawahani Colony	

Sl. No.	Name of the Mandal	Name of the Buildingless Schools			Remarks
		227	PS	Shanthinagar	
		228	HS	PHES	
		229	UPS	Sikilgeri	
		230	PS	PHES	
		231	HS	Market Line	
30	Utkoor	232	PS	Utkoor U/M	
33	Narwa	233	PS	Kanmanur U/M	
		234	PS	Chinthareddy Pally	
		235	PS	Kistampally	
34	C.C.Kunta	236	PS	Lalkota U/M	
		237	PS	C.C.Kunta U/M	
35	Athmakur	238	PS	Amarachinta U/M	
36	Kothakota	239	PS	Veewars Colony	
		240	PS	Kummariwada	
		241	HS	Kothakota Girls	
37	Peddamandadi	242	PS	Gorimillakunta Tanda	
		243	PS	Dhansingh Tanda	
38	Ghanpur	244	PS	Kothapally Tanda	
		245	PS	Jaggapally	
39	Bijinapally	246	PS	Rupla Tanda	
		247	PS	SC Colony Vaddeman	
		248	PS	Salkarpet Tanda	
40	Nagarkurnool	249	PS	Ramnagar NGKL	
		250	PS	Subramanyam Gudi NGKL	
		251	PS	Raghavendra Colony	
		252	PS	Rahathnagar U/M	
		253	PS	Darga U/M	
		254	PS	Endabetla HC	
		255	PS	Gudipally HC	
		256	PS	BC Colony NGKL	
		257	PS	Gagallpally HC	
41	Tadur	258	PS	Kumhari Tanda	
		259	PS	Sirsiwada SC Colony	
		260	PS	Tadur HC	
		261	PS	Kumma HC	
		262	PS	Ballanpally HC	
		263	PS	Papgal HC	
		264	PS	Tadur U/M	

Sl. No.	Name of the Mandal	Name of the Buildingless Schools			Remarks
		265	PS	Indrakal BC Colony	
		266	PS	Ithole Tanda	
		267	PS	Yeldarpally Tanda	
42	Theikapally	268	PS	Teikapally U/M	
44	Achampet	269	PS	Pulder Tanda	
		270	PS	Banda Tanda	
45	Amrabad	271	PS	Kandlakunta	
		272	PS	Rayalagandi Tanda	
46	Balmoor	273	PS	Pulisettyally Tanda	
47	Lingal	274	PS	Wadde Rayavaram	
48	Peddakothapally	275	PS	Vaddegeri Sathapur	
		276	PS	Chandrakal U/M	
		277	PS	SC Colony Kalwakole	
50	Gopalpet	278	PS	Devaragattu Tanda	
		279	PS	Mundari Tanda	
		280	PS	Guttakadi Tanda	
51	Wanaparthy	281	PS	Shankar Gunj	
		282	PS	Meganagar	
		283	PS	Santha Bazar	
		284	PS	NTR Colony	
		285	PS	Wanaparthy Girls	
		286	PS	Bandar Nagar U/M	
		287	PS	Ali Akbar Asrukhana U/M	
		288	PS	Baswannagadda	
		289	PS	Marrikunta	
		290	PS	Raghavendhra Nagar	
		291	PS	Jammula Tanda	
		292	PS	Dattaipally Chinna Tanda	
		293	PS	Chandapur Tanda	
		294	PS	Yeddulageri	
		295	PS	Kasna Tanda	
		296	HS	ZPHS Wanaparthy U/M	
52	Pangal	297	PS	Kistapur	
		298	PS	Remaddula BC	
		299	PS	G.Y.N Bollaram	
53	Pebbair	300	PS	Yaparla SC Colony	
		301	PS	Srirangapur BC Colony	
		302	PS	Chinnagummadam	

Sl. No.	Name of the Mandal	Name of the Buildingless Schools			Remarks
54	Gadwal (U)	303	PS	APHB Colony	
		304	PS	Chinna Agraharam	
		305	PS	Ganjipet (CH)	
		306	PS	Dhobhiwada	
55	Dharur	307	PS	Revalapally Camp	
		308	PS	Ganganpally	
		309	PS	Musaldoddi	
57	Gattu	310	PS	Induvasi HC	
		311	PS	Mittadoddi HC	
		312	PS	Shanker Nagar	
		313	PS	Siddonipally Tanda	
		314	PS	Macherla HC	
		315	PS	Balgera HC	
58	leeja	316	PS	leeja U/M	
		317	PS	Darga	
		318	PS	Uppala (N)	
59	Waddepally	319	PS	Maruthi Nagar	
		320	PS	Rajoli BC Colony	
		321	PS	Julekal Stage	
64	Kollapur	322	PS	Kuruvagudiselu	
		323	PS	Bollaram	
		324	PS	Vaddegudiselu	
		325	PS	Pentlavelly U/M	
		326	PS	Kollapur SC Colony	
		327	PS	Varidyal	
		328	PS	Chevuniveedi U/M	
		329	PS	Vani Kollapur	