


DISTRICT PRIMARY EDUCATION
PROGRAMME - PHASE-II



DISTRICT EDUCATION PLAN
1998 - 2003

- 548417 PRAKASHAM DISTRICT
372 ANDHRA PRADESH
AND-D



NIEPA DC



D09862

**SRI TANGUTURI
PRAKASAM PANTULU**

ప్రకాశం జిల్లా గీతం

(PRAKASAM DISTRICT. - SONG)

పండనం - పండనం - మాతృభూమి
ప్రకాశం జిల్లా మా జన్మభూమి ॥

తూరుపు దెస సాగరమే తోరణ పీఠం
పడమరగా నల్లమలే బంగరు మకుటం
కందుకూరు మార్వారులు వింజామరలై
కనిగిరి నీ నదనమే - పోదిలి నీకు హృదయమే ॥

బుద్ధుని బోధల నందెను త్రిపురాంతకము
ఎర్రన కవి భారతమే మనకంకితము
త్యాగరాజ గానసుధా లహారులు మనవే
మనో నల విలాసుడు - మనబండార్ రాముడు ॥

ఓంగోల్ గిత్తల ఘనతలు - ఆనవాలుగా
మార్కాపూర్ పలకలు మన ఓనమాలుగా
చీరాలే చేవేలై, చీమకుర్తి గ్రానైలై
కంభం తటాకమే, ఘనకీర్తి పతాకమై ॥

కాటమరాయని కదనపు సాహసగీతి
మోటువల్లి తిప్పయ నాణిజ్యపు ఖ్యాతి
దుగ్గిరాల గోపాలుని ఉద్యమ స్ఫూర్తి
ధీరదాంధ్రకేవరి, ధైర్యం మన ఊపిరి ॥

అద్దంకి గిద్దలూరు ఆత్మ ఒక్కటే
గుళ్ళకమ్మ పాలేరుల గుండె ఒక్కటే
మన జిల్లా మన సుల్లే మమత ఒక్కటే
అపురూప చరిత్రవే - అలరించే ధాత్రవే ॥

స్ఫూర్తిదాయకులు, ఆవిష్కర్త :

శ్రీ దాసరి శ్రీనివాసులు I.A.S.
జిల్లా కలెక్టరు మరియు ఛీఫ్ డిప్యూటీ.

రచన :

డా॥ వాగభైరవ కోటేశ్వరరావు

INDEX

District Map

District at a Glance

Vision

Executive Summary

| | | | |
|----------------|-------------|--|-----------|
| Chapter | I | Introduction | 01 |
| Chapter | II | Planning Process | 03 |
| Chapter | III | Educational Scenario | 10 |
| Chapter | IV | Issues, Gaps, Goals and Targets | 16 |
| Chapter | V | District Components | 22 |
| Chapter | VI | Programme Components | 27 |
| Chapter | VII | Training-Capacity building | 38 |
| Chapter | VIII | Community Support | 44 |
| Chapter | IX | Innovation and Research | 46 |
| Chapter | X | Management Structures | 49 |
| Chapter | XI | Cost Estimates & Outlay | 54 |

Tables

Press Reports on Micro Planning

DISTRICT AT A GLANCE

| | |
|-------------------------------|---|
| Name of the district and code | : Prakasam : 08 |
| Area | : 17626 sq. km. |
| Population | : 2759166 (1991 census) |
| Population Ratio | : 1000 (M) : 970 (F) |
| Density of Population | : 156 |
| SC Population | : 552640 (20.03%) |
| ST Population | : 98854 (3.58%) |
| Revenue Divisions | : 3 |
| Mandals | : 56 |
| Municipalities | : 4 (Ongole, Markapur, Kandukur, Chirala) |
| Revenue Villages | : 1011 |
| Habitations | : 1764 (Educational House hold survey : 2448 habitations) |
| Assembly Constituencies | : 13 |
| Parliamentary Constituencies | : 1 |
| Literacy Rate | : 40.30 |
| Male | : 53.14 |
| Female | : 27.06 |
| i. Adult Education | PLCS : 1000 JCKS : 6000 |
| ii. NFE centres Govt. | : 1220 |
| NGO | : 550 |
| ZSS | : 250 |
| iii. Anganwadi Centres (ECEs) | : 1121 |
| iv. Mothers' Associations | : 70 |
| v. Number of VECs constituted | : 2842 |

OUR VISION OF DPEP PRAKASAM DISTRICT

The district was formed on 2-2-70 with its capital at Ongole with the combination of the talukas of Guntur, Nellore and Kurnool districts. Later on it was named as Prakasam District in 1972 in memory of the Great Patriot and staunch freedom fighter Andhra Kesari Tanguturi Prakasam Panthulu.

The district has a literacy rate of 40.30 as per door to door survey. The GER of the district is 87.8 and NER is 84.5 There are 464 school-less habitations with population of 300 and above.

Prakasam district wishes to achieve Universalisation of Primary Education by 2000AD. The vision of the district in this context is

- * Universal Access by establishing 464 schools in school-less habitations.
- * Increase the present enrolment rate from 84.5 to 100% by 2000 AD
- * Increase retention rate from the present rate of 74 to 100% by 2002 AD on an incremental basis
- * Improve quality of Education by 25% by 2000 AD from the current level.
- * Provide Early child hood Education to prepare the children for school readiness by opening 290 ECE centres.
- * Establishing alternative schooling to provide access to unenrolled and dropout children.
- * Making Primary Education compulsory for all children in the age group of 6-11 years with major focus on reaching the unreached
- * Making Community to participate in educational planning and management as the main stake holders for effective delivery of educational services
- * Capacity building of educational planners, managers, and teachers through orientation and training programmes.
- * Mobilising resources of various developmental departments, concerned with educational and community development for the improvement school effectiveness.

EXECUTIVE SUMMARY

DISTRICT PROFILE :

The Prakasam district was formed in 1970. At present the district consists of 56 mandals and 4 municipalities. As per the 1991 census the population of the district is 27,59,166. The literacy rate of the district is 40.3%, (Males 53.14%, and females 27.06%).

The door to door survey conducted under DPEP in August, 1997 revealed that there are 2448 habitations in the district, of which 464 habitations are identified as schoolless habitations. Among these schoolless habitations 170 are S.C. habitations and 49 are ST habitations.

As per the survey there are 2474 Primary schools in all the 56 mandals and 3 urban slums. 7181 teachers are working in the schools and of them 1872 are female teachers. There are 1220 NFE Centers working under Government Control and 550 centers under non-government organisations. Similarly 70 ECE centres are being run by ICDS in the areas surveyed.

The school age population in 6 to 11 age group is 4,25,833 (Boys 2,28,177, Girls 1,97,656). The enrolment of 6 - 11 age children is 3,59,853 (Boys 189706, Girls 170147). The Gross enrolment rate is 87.8% and the Net enrolment rate is 84.5%.

2.GAPS & GOALS :

The gaps in terms of Access, ECE, Enrolment, retention, equity, teachers, buildings and alternative schooling facilities to achieve the goal of UPE in the district are as follows :

Access :

464 schoolless habitations are to be provided with schooling facilities either formal or non-formal within a distance of 1 kilometer.

ECE :

252 habitations are in need of establishment of ECE Centres to increase enrolment and retention of girls in the age group 6-11.

Enrolment & Retention:

There are 59,033 children in the age group 6-11 who are yet to be enrolled in schools. These children include never enrolled and drop-outs in the district. The present retention rate in the age-group of 6-11 is only 55.53 (boys 60.68 girls 49.74)

Equity :

At the present the Enrolment Ratio of girls in the age group of 6-11 is 86.0% in comparison to the GER of boys 83.13% . However the retention ratio of girls is only 49.74

which needs to be increased to 100% to achieve UPE by 2002 AD. The retention ratio of girls of S.C and S.T are 41.93% and 31.46% which are still lower.

The retention rates of SC and ST children are 49.04% and 35.62% only even though the enrolment ratios of these children are more than 80%. As such, there is need for special efforts for the education of SCs and STs to achieve UPE in the district.

Teachers:

In view of the high Teacher-pupil ratios in schools and to increase the net enrolment ratio to 95% by 2000 AD, there is need to appoint 891 additional teachers in schools.

Buildings/Additional classrooms :

The school buildings are to be provided to 276 existing schools which have no building at all. The district needs construction of 356 additional classrooms in existing primary schools to meet the requirement of enrolment in schools.

3. PLANNING PROCESS:

A pilot survey in Prakasam district was conducted for the try out of the schedules developed for door to door survey in April 1997. Based on the experiences in the pilot survey, the schedules were revised for the micro planning of DPEP II. Accordingly, door to door survey was conducted in all and habitations of all the 56 mandals and slums in the urban areas. After the collection of data, habitation plans were prepared at the habitation. After aggregation of habitation plans and identification of special characteristics of the mandals, mandal plans were prepared by the mandal planning team formed for this purpose. The mandal planning team consists of MPP, MPDO, ZPTC, MPTC, MEO, MLO, one Head master, one T.C. Centre secretary. After finalisation of the mandal plans, they were placed before the general body of mandal parishad for discussion and for approval. In the next step the district plan was prepared based on the requirements identified in the mandal plans and special educational needs of focused groups.

4. COMMUNITY SUPPORT:

The DPEP envisages the importance of community participation and community support for the development of primary education. The participation may be in the activities related to planning and management in the school. The support may be through contribution of cash, kind of service. Accordingly community has been involved in various activities pertaining to Education. The activities include 1. Formation of VECs 2. Formation of Village Planning Teams and 3. Training of the peoples representatives. All these bodies have been involved in educational planning and management of primary education in matters like providing local teachers to the school providing the infrastructural facilities and materials and taking care of 100% enrolment and 100% retention in the primary schools. So as to achieve these aspects parents associations, mothers associations,

learners associations also have been formed to ensure the community participation and support for the development of primary education.

5. PROGRAMME COMPONENT:

1) Access :-

Under DPEP to increase the accessibility, 235 new schools are proposed to be opened in the schoolless habitations (46 general, 163 SC and 26 ST habitations). Each new school will be provided with 2 teachers and 2 classrooms. These include 6 new schools for Urdu minorities. Alternative schooling facilities are proposed to be provided in 56 habitations where the dropout rate is high.

2) Enrolment :-

In our district net enrolment rate is 84.5% during 1997-98. This will be increased to 95% by 2001-2002. To meet the demand 356 additional classrooms are required. However, 69 additional class rooms only are proposed to the schools having high enrolment because of financial limitations. The remaining additional class rooms will be provided with the support of the community taking advantage of Janmabhumi programme.

Besides, it is proposed in DPEP to provide school buildings to 184 existing schools which are now without buildings to meet the requirements of enrolment.

3. Support to community for additional teaching facilities :-

The district needs 891 additional teachers to meet the requirement of raising NER to 95% by 2000 AD. Since appointment of regular teachers is proving to be very costly in DPEP it is proposed to provide financial support to the community i.e. VECs to appoint Para teachers/local teachers to assist the regular teachers in primary schools in increasing the enrolment and retention of children in the age group 6-11. The support will be Rs.9000/- P.A in the case of SC/ST habitations and Rs.6000/- P.A in the case of general habitations.

In this plan it is proposed to provide 891 para teachers in the district (150 SC, 50ST and 691 general).

4. Retention:

To keep all the enrolled children for five years in the primary school, the following strategies are proposed. They are 1. Supplying of free text books 2. Providing mid day meals 3. Incentives like scholarships. Also to achieve 100% retention. Parent teacher associations are proposed to be formed in all the schools. It is also proposed to conduct recurrent micro surveys to have latest data for further planning regarding the increase of enrolment and retention of the children.

5. EARLY CHILDHOOD EDUCATION: (ECE)

Under DPEP it is proposed to start ECE Centres in 320 habitations in the district. The establishment of these centers will facilitate to achieve UPER by 2003 AD. These centres are meant for children of 3-5 years and early childhood education is given to them to make them ready for schools.

6. MANDAL RESOURCE CENTRES:

It is proposed to establish 56 MRCs @ one MRC per mandal to provide academic support to the teachers of primary schools.

7. TRAINING AND CAPACITY BUILDING:

For the effective implementation of DPEP it is proposed to train the teachers, members of VECs, Mothers Associations, Peoples representatives etc. at Mandal and DIET courses.

8. TEACHING LEARNING MATERIAL (TLM) :

To provide quality instruction in schools each primary school will be provided Rs.2000/- per annum and each teacher Rs.500/- per annum towards the development of TLM. One best TC in each Mandal also will be provided Rs.5,000/- per annum for this purpose.

9. TEACHER CENTRE MEETINGS

In order to certain the activities of TCs established under APPEP funds will be provided for conduct of 9 TC meetings in a year by each TC for improving the professional competencies of teachers.

The total DPEP cost of Prakasam district for the project period from 1998-99 to 2002 to 2003 is Rs.40.02 Crores.

CHAPTER-I

INTRODUCTION

The district was formed on 2.2.1970 with its capital as Ongole with a combination of the backward Talukas of Guntur, Nellore and Kurnool Districts. Covering Ongole, Addanki, Chirala talukas from Guntur District, Kandukur, Kanigiri, Podili, Darsi talukas from Nellore District, Markapur and Giddalur talukas from Kurnool district. Later on it was named as Prakasam district on 2.2.1972 in memory of the great patriot and great freedom fighter, Andhra Kesari Prakasam Panthulu, who is the moving spirit, guiding star of the millions of Andhras, who was the first Chief Minister of the state.

2. a) Geographical Boundaries:

- i. East : Bay of Bengal
- ii. West : Kurnool and Mahaboobnagar Districts
- iii. North : Guntur district
- iv. South : Nellore and Cuddapah

The district is situated in between 14.5 degrees to 16.7 degrees latitudes and 78.43 deg. and 80 deg. longitudes.

b) Historical Background:

During the great Satavahana reign the area was named as "Pogi Prolu". Later on derived as Ongole according to the inscriptions of Chinaganjam.

Katamraju was an able warrior and administrator who ruled the area during 1261 AD. The Velanati cholas ruled the region during 12th century with its capital at Chandavolu. The petti kings of Katateeya empire namely "Naga kings" ruled the area later on. Prolaya Vema Reddy, the most powerful, able and efficient king of Kondaveeti dynasty ruled from 1350 to 1370 with capital at Addanki. Sri Krishna Devaraya, the greatest ruler of Vijayanagara empire also established his sojurnity in this area during 15th century.

The Motupalli, Vadarvu, petty shipyards situated on the base of Bay of Bengal which loaded the pig iron mazlees and food stuffs to foreign countries during second century B.C. 'Ramayapatnam' and 'Kothapatnam' are also the shipyards of the time. The notable Buddhist stupa excavations at Chandavaram village in Donakonda Mandal are the signs of the Buddhist art and architecture which spread the Buddhisam in Thripuranthakam area. During the reign of Sri Krishna Devaraya Chennakesava temple was built at Marakapur with architecture skill and design. His beloved wife chinnama devi constructed the famous cumbum tank and Varadajaswami temple on the bank of the tank. The famous "Thripura Sundari Devi Temple" at Thripuranthakam was also the coronation of Siva sect during the period. The famous Aranyaparva of Mahabharatha was compiled by 'Yarrana' one of the Kavithrayas belongs to Gudlur village in Gudlur Mandal of the district.

The world famous musician in Karnataka music style namely 'Thyagaraju' hails from "Kakarla" village in cumbum mandal. The world greatest and eminent engineer late Mokshagundam, Visweswarayya happens to be the son of this soil, Devarampadu village in Ongole mandal had permanent place in the history of freedom struggle as the historical salt satyagraha was organised in this village.

3. Piligrim centres:

- i. Famous Sivalayam at Bhairavakonda near Ambavaram village in C.S.Puram mandal.
- ii. Chennakesava temple at Markapur
- iii. Thripurasundari devi temple at Thripuranthakam.

4. Industries:

- i. Galaxy granite at Chimakurthy
- ii. Slates of Markapur
- iii. ILTD Tobacco processing company, Chirala
- iv. Cotton and spinning mills, Chirala and Maddipadu
- v. Cashewnut industry, Vetapalem
- vi. Handloom saries of Chirala

5. Live Stock:

The world famous Ongole breed bulls and bullocks.

6. Agricultural patterns and occupations:

The chief crop grown in the district is paddy which gives people work for five months from August to January. Tobacco crop is second to paddy in the district which provides people work for two months. Handloom Textiiles provides work through out the year in Chirala and Vetapalem Mandals. Non-governmental organisations like " Assist" existing in the district are rehabilitating working children bringing them under institutions.

There are 263 Habitations located in 26 Mandals which are cut off seasonally due to heavy rains and flash floods. Out of 2448 habitations located in 56 Mandals 414 habitations have above 50% SC population 944 habitations have 15% to 50% of SC population, 96 Mandals have above 50% ST population and 450 habitations with 15% to 50% ST populations. Muslim minorities are distributed all over the district and they constitute about 5% of the district population. Chapter 1 Table 1

7. Litaracy Rate

17 Mandals are having a high litaracy rate which is more than the national litaracy rate of 52.11%, 39 Mandals are having low litaracy rate than the National litaracy rate 33 mandals are having low female litaracy rate when compared with the National Female litaracy rate. Table-2

8. Language:

The major languages is Telugu. Urdu language is used by Muslim Minorities

CHAPTER II

PLANNING PROCESS

Planning process is of great significance for success of any project. DPEP emphasises location specific planning in a participatory manner. The District plan of DPEP would draw up a five to seven year plan clearly spelling out.

- i) The present status of Primary Education.
- ii) The gap to be bridged between the present status and the programme objectives.
- iii) The strategies for implementation.
- iv) The Programme components.
- v) Measures for securing convergence of primary education and related services like ICDS, ECE and school health.
- vi) Phasing in implementation of the programme.
- vii) Unit cost of each component.
- viii) Community Participation in achieving the objectives of DPEP.
- ix) Management structure.
- x) Arrangements for monitoring with clearly specified benchmarks & indicators.

II. PILOT SURVEY:

As DPEP is a programme which aims at participation of people from grass root level at all strengths ie., Planning, Project Preparations and implementations, Monitoring and Evaluation. As a fore runner to microplanning in the 3rd week of April, 97 a Pilot survey (door to door survey) was conducted by T.T.C. trainees of DIET Mynampadu in 30 villages of different mandals of the district to tryout the survey proforma already developed at state level workshop. Each team consisting of 4 trainees conducted the door to door survey in their respective villages for 5 days. They compiled the data, prepared the Habitation Education Profiles and placed them before `GRAMASABHA` for finalisation of the habitation plans.

The Habitation Education plans thus prepared were reviewed by the secretary Department Of Education on 1st. May, 1997 and some suggestions were offered to improve the survey proforma. Accordingly the proforma were revised and used in DPEP main survey throughout the district in all habitations.

III. TRAINING PROGRAMMES FOR DIST PLANNING TEAM:

As Micro Planning is a new, systematic exercise to be conducted on scientific lines. Training programmes were organised at different levels for the field functionaries .

1. State Level:-

The district planning team has undergone the following training programmes at state level and different issues of planning:

A two day training programme was held for key Resource persons on micro planning on 16th and 17th of July 1997 at SCERT, Hyderabad.

1. The following members have attended the above programme.

1. Sri.P.Madhusudhana Rao, Principal FAC DIET, Mynampadu
2. Sri.E.Adinarayana Reddy, Lecturer, DIET Mynampadu
3. Sri.S.Sreenivasa Rao Lecturer, DIET, Mynampadu

II A two Day work shop for District planning team on preparation of Mandal/Dist.Plans was conducted at state level on 19th and 20th August 1997 on preparation of Mandal/District.plan. The following have attended the Workshop .

- 1.Sri.T.Chengaiiah,D.E.O.Prakasam
- 2.Sri.P.Madhusudhana Rao Principal,DIET,Mynampadu
- 3.Sri.I. Prasannanjaneyulu Sr. lecturer, DIET, Mynampadu
- 4.Sri.S.Sreenivasa Rao Lecturer, DIET, Mynampadu
- 5.Sri.P. Ramanjaneyulu M.E.O., Martur

The above team inturn organised a similar workshop at district level to the Mandal Planning Teams.

DISTRICT LEVEL:

- i The District Planning team organised a two day orientation cum work shop for mandal resource persons at DIET Mynampadu from 21st. to 28th July 1997. These Resource persons were trained at DIET in preparation of habitation plans based on the door to door survey information. The participants worked in groups and discussed on compilation of data and preparation of habitation Education profiles in detail.
- ii A training programme for Mandal Planning teams was conducted at DIET Mynampadu on 25th & 26th August, 1997 in preparation of Mandal Education Plans.

MANDAL LEVEL:

Oneday training programme was organised for HMs of primary schools and Surpunches on 11th August'97 at all the Mandal Head Quarters in door to door survey and preparation of Habitation Evaluation Plan.

IV PROCESS OF PREPARATION OF DISTRICT EDUCATION PLAN:

A. Preparation of Habitation Education Plans:-

i) Formation of Village Education Committees:

In the year 1996 VECs were formed in most of the villages of Prakasam District as a part of X finance Commission which proposed to provide drinking water and toilet facilities to primary and upper primary schools.

ii) Training Programme for surpunches & Headmasters:

A one day training programme in preparation of habitation Education plans was conducted on 11th AUG, 1997 in all the Mandal Head quarters. One HM/Teacher and one Surpunch/Members from each habitation participated in the programme, in their respective Mandal Head quarters.

iii) Formation of Village Planning teams:-

Soon after the completion of the above training programme village planning teams were formed in each village consisting of sarpanch, HM, teachers, Gram Panchayath Members, NGOs Youths, DWCRG Group members, Mothers, etc, as Members.

iv) Environment building in DPEP:

The Members of the VECs & Village planning Teams have organised in their respective village a campaign for environment building on DPEP objectives and Role of Community by Undertaking activities like Rallies, pamphlets, play Cards, posters, Slogans, Meetings, discussions, DOOR to DOOR campaign, conduct of "GRAMASABHA" etc.

v) Door to Door Survey:

The village planning team of each village has been divided into certain groups each group consisting of 2 or 3 Members, and conducted door to door survey from 15th AUGUST, 1997 TO 22nd AUGUST, 1997. They have compiled the data at the end of each day so as to prepare the habitation profiles. Soon after the completion of survey and compilation detailed Education Profiles depicting the existing Education scenario of the habitation and gaps to be filled up to achieve the DPEP objectives were drawn up.

vi) Conduct of Gramasabha:-

Soon after the preparation of habitation Education profiles GRAMA SABHAS were conducted in all the villages during the Monthly meeting of Aug, 1997 and discussed the Education status. The Grama Sabhas have taken decisions to bridge the gaps identified and came forward to provide support in the form of cash, materials and service.

vii) Preparation habitation EDUCATION PLANS:

Taking in to account on the decisions of GRAMA SABHA on the issues, Gaps and Community Support the Village Planning teams prepared detailed habitation Education plans.

VIII. TIME SCHEDULE:

The following time Schedule was followed for conducting the door to door survey and preparation of Habitation Education Plan.

Programme for preparation of Village Education Plan

- 11-8-97 Training programme for village Sarpanches ,
HMs/Asst. of Primary Schcols at Mandal Head
Quarters.
- 12-8-97 Formation of Village Planning Committee and
Conducting meeting of Planning Committee with VEC.
- 13-8-97 1.Meeting of Village Planning Committee with Grama
Sabha to discuss on the objectives of DPEP and
Micro Planning
- 2.Conduction of Rally on DPEP objectives with the
students Teachers, VEC members and Planning Team.
- 14-8-97 Discussion on Micro Planning with VEC and Village
Planning Team
- 15-8-97 Habitation Survey(Door to Door)_
16-8-97
to
19-8-97 Survey, and Compilation of Data in the eveining
20-9-97 Organization of meeting of VEC and Village Planning
Team to discuss on compilation of Data
- 21-8-97
to
23-8-97 Preparation of Village Education Profile
- 24-8-97 Organization of Meeting of Grama Sabha to discuss
on Habitation profile and passing resolutions
- 25-8-97
to
27-8-97 Preparation of Village Education Plan on basis of
resolutions passed by the Grama sabha
- 28-8-97 Approval of Village Education Plan by the Grama Sabha
- 29-9-97 Submission of Village Education Plan to the MEO.

B. PREPARATION OF MANDAL EDUCATION PLAN:

As soon as all the habitation plans of the Mandal were received they consolidated the data to obtain the total Educational scenario of the Mandal. They examined all the habitation plans to identify the gaps and decisions of the Gramasabhas to go ahead with planning. They prepared their respective mandal education plans after thorough discussions among the team members. They also obtained the suggestions from the Mandal Planning team wherever necessary.

During the process of preparation of Mandal Education Plans the lecturers of DIET, Project Officers (NFE) and District Monitoring Officer visited the Mandals allotted and provided support to the teams.

A review Meeting was conducted on 24th & 25th Sept, 1997 at SCERT. Secretary Education and Director SCERT have reviewed two to three mandal habitation plans of every District and offered certain suggestions on preparation of mandal and District plans. The DMO and lecturers of DIET who attended this review meeting have in turn communicated the same suggestions to the Mandal planning teams.

All the Mandal Planning teams have placed their plans before their respective General body meetings of Mandal Parishads and got their approval and submitted them to the Dist Planning team.

c) PREPARATION OF DISTRICT EDUCATION PLAN:-

Soon after the receipt of Mandal Education plan from all the Mandals the District planning team initially consolidated the data of all Mandal plans and identified the gaps like access, enrolment, Retention, Quality, Equity, infrastructure, Additional teachers, Additional class rooms, etc and has detailed discussions among the members for the steps to be taken to bridge the gaps. The entire plan of the district is described through various chapters. Finally they planned implementation of various activities in a phased manner over a period of 5 years from 1998-99 to 2002-2003 the team also worked out total cost of the programme as per DPEP norms and total comes to Rs.40,02,03,160/-

v. Structures Created of Different Levels for DPEP Planning :

1. District Planning Team

FORMATION OF DISTRICT PLANNING TEAM

As a first step towards formulating the district plan the listed planning team is constituted with the following.

| | |
|---|-----------------|
| 1. District Collector | Chairman, DPEP |
| 2. Z.P. Chairman | Vice Chairman |
| 3. District Educational Officer | Member Convenor |
| 4. Member of Parliament, Ongole | Member |
| 5. Member of Legislative Assembly Cumbum | Member |
| 6. Chief Executive Officer, ZP, Ongole | Member |
| 7. Principal, DIET | Member |
| 8. Principal, College of Education | Member |
| 9. District Medical and Health officer | Member |
| 10. Dy. Director, Adlut Education, Ongole | Member |
| 11. Z.P.T.C. Women member Addanki | Member |
| 12. Z.P.T.C. Tribal member Pullacheruvu | Member |
| 13. Noted NGO member | Member |
| 14. Mahila Mandali member | Member |
| 15. HM's of Primary Schools | Member |
| 16. Members of teachers union | Member |
| 17. Phiilonthropist (Minority) | Member |
| 18. A noted Educationist | Member |
| 19. Development officer (Minorties) | Member |
| 20. Assistant Director of Physically | |
| 21. District Public realtions officer | Member |
| 22. Chief planning officer | Member |
| 23. Parishad Educational officer | Member |
| 24. Programme officer, ICDS, Ongole | Member |

SUPPORTING TEAM OF DISTRICT PLAN

1. Sri. S.Nagaraju Rtd. HM, GHS, Tangurtur
2. Sri. I.Prasannanjaneyulu Senior Lecturer, DIET, Mynampadu
3. Sri. E.Adinarayana Reddy Lecturer, DIET, Mynampadu
4. Sri. S. Sreenivasa rao Lecturer, DIET, Mynampadu
5. Sri. K. Peraiah Lecturer, DIET, Mynampadu
6. Sri. T.Ramanaiah Lecturer, DIET, Mynampadu
7. Sri. D. Jayarao A.D, NFE, Ongole
8. Sri. V. Ramamohan B.Ed Assistant G.J.C chimakurty
9. Sri. D. Krishna Kumar B.Ed Assistant, Tangurtur
10. Sri. T. Sreenivasa B.Ed. Assistant, Nagampalli
11. Sri. G. Aharon Rao, MEO, Kondapi
12. Sri. O.V.Prasada Rao MEO, Ongole
13. Sri. T. Nageswara Rao MEO, Kotapatnam
14. Sri. P. Ramanjneyulu MEO, Martur
15. Sri. ARKTS.Sai HM, GHS Tangutur.
16. Sri S. Subba Rao HM GHS, Ongole
17. Sri P. Koteswara Rao PO, NFE
18. Sri.SK Khadar hussain B.Ed Assistant MPUPS, Mallavaram

MANDAL PLANNING TEAM:

c) Mandal Planning Team

In terms of responsibility, more responsibility is vested on Mandal planning Team. Which has to prepare Mandal Education plan taking into consideration the habiitation requirements in the Mandal. The Mandal Planniing Team operated with the following members.

1. Mandal Parishad president
2. Mandal Parishad Development officer
3. M.P.T.C Member (male)
4. Sarapanch (male)
5. ZPTC member
6. Project officer (NFE)
7. Supervisor (ICDS)
8. Primary School HM
9. Teacher Centre Secretary
10. Mandal Literacy Organiser
11. One N.G.O
12. One Lecturer DIET/IASE
13. Mandal Education Officer

Among this members 1. MPDO 2. MEO, 3. M.L.O, 4. HM, 5. TC Secretary, 6. P.O. (NFE), 7. One sarapanch/MPTC were trained at the District level in 1 spell;at DIET Mynampadu.

Village Planning Team:

This team which has to operate iin the actual filed consists of following members.

1. Sarapanch
2. Teachers of Primary Schools
3. NFE Instructor
4. Anganwadi / ICDS worker
5. TLC / Volunteer
6. One active women from DWCRA'
7. Two youth association members
8. VAO
9. Two Gram Sabha Members
10. HM of Primary School

CHAPTER III

EDUCATIONAL SCENARIO OF THE DISTRICT

This chapter presents the educational scenario of the district on the basis of the door to door survey conducted in the district in August 1997. It deals with the school age population in the district, the educational facilities available both formal and nonformal education, present enrolment and retention rates, quality of education and other related aspects.

ACCESS TO SCHOOLS :

The main objective of DPEP programme is universal access Under this issue, there are sub issues like,

1. Opening of new schools in school less habitations and construction of class rooms where the population is above 300 and the habitation being I kilometer away from the nearest school.
2. Provision of ECE centres for 3 to 5 age group children
3. Provision of Alternative schooling facilities like Non-formal education centres, Open Schools for girls or pre-primary schools.
4. Provision of infrastructural facilities like additional class rooms
5. Provision of additional teacher facilities where the teacher pupil ratio is greater than 1:40

AGE COMPOSITION OF CHILDREN IN THE DISTRICT :

The population of 0-14 aged children in various age groups are as follows

| Agep group | Population | | | | | | | | Grand |
|---------------|---------------|---------------|--------------|--------------|---------------|---------------|---------------|---------------|---------------|
| | SC | | ST | | Others | | Total | | Total |
| | B | G | B | G | B | G | B | G | |
| 0-2 | 13142 | 13094 | 2633 | 2539 | 37551 | 34760 | 53326 | 50393 | 103719 |
| 3-5 | 21868 | 21277 | 4243 | 4194 | 53073 | 51735 | 79184 | 77206 | 156390 |
| 6-11 | 58160 | 59314 | 10314 | 9217 | 159703 | 129125 | 228177 | 197656 | 425833 |
| 14 | 17171 | 14027 | 2544 | 1921 | 50652 | 41913 | 70367 | 57861 | 128228 |
| Total | 110341 | 107712 | 19734 | 17871 | 300979 | 257533 | 431054 | 383116 | 814170 |

This information indicates that the 3-5 years age group is substansive and opening of new ECE centres or pre-primary schools in the district is very much needed for creating school readiness in children. Mandal wise prticulars of school age children is furnished in Table I.

There are 464 habitations with no primary schools, (out of which Table II). 216 habitations having less than 300 population and 248 habitations which have more than 300 population. As per the norms primary schools are to be opened

in these 248 habitations.

Physical-in-accessibility is there in 151 habitations.

ALTERNATIVE SYSTEMS OF EDUCATION :

Non-formal education plays an important and supporting role to the primary school system. The following is the present position of NFE centres at present

1. 1220 NFE centres are run by Government in 12 projects.
2. 250 NFE centres are run by ZSS
3. 550 NFE centres are run by NGOs

Still there are 428 habitations which require Non-formal education centres

PRIMARY SCHOOLS WITH NO SCHOOL BUILDINGS :

There are 276 schools which have no school building.

Priority is to be given to these already established schools. The following are the mandals where there are maximum no of schools with no buildings (Table III.)

| | |
|---------------------|----|
| 1. Yerragondapalem | 17 |
| 2. Hanumanthunipadu | 13 |
| 3. Pamur | 7 |
| 4. Addanki | 5 |
| 5. Lingasumudram | 5 |
| 6. P C Palli | 5 |
| 7. Podili | 5 |

Primary schools located in rented Buildings :

There are 40 schools which are located in rented buildings.

| No. of Schools with Pucca Rooms | | | |
|---------------------------------|-----|-------|-----------------|
| One | Two | Three | More than three |
| 1361 | 589 | 140 | 108 |

Present Status of the Primary Schools with regard to Class room facilities Repairs to School Buildings : Repairs with regard to roof, floor, doors, and windows are as follows.

| | | | | | |
|--------------|-------|-------|---------|--------------|---------------|
| Roof Repairs | Floor | Doors | Windows | Black Boards | Compound Wall |
| 862 | 917 | 1150 | 1600 | 1463 | 1181 |

Incompleted Schools :

There are 26 incomplete schools. The present status is as follows

| Class I | I-II Class | I-III Classes | I-IV Classes |
|---------|------------|---------------|--------------|
| 3 | 12 | 6 | 5 |

Schools having space for construction of additional class rooms : The following is the present status with regard to availability of space for construction of new additional class rooms.

| Second class room | Third class room | Fourth class room | Fifth class room |
|-------------------|------------------|-------------------|------------------|
| 232 | 689 | 424 | 351 |

Teacher - Pupil ratio :

The following is the present position of schools with regard to the teacher pupil ratio.

| Number of Schools with Teacher Pupil ratio | | | | |
|--|-----------|-----------|-------|-------|
| >1:51 | 1:41-1:50 | 1:31-1:40 | <1:30 | Total |
| 1001 | 560 | 562 | 341 | 2474 |

Mandals falling in the lowest quartile on school facilities

The present position of the habitation with regard to the parameters of Teacher - Class room and TPR are as follows:

| No. of schools with single teacher, single class room high TPR | No. of schools with single teacher, two class room, high TPR | No. of schools with Two teachers, Two class rooms, high TPR |
|--|--|---|
| 279 | 55 | 117 |

1. K.K. Mitta, Darsi. Veligandla, Kanigiri, Yerragondapalem, Pullalacheruvu are the mandals having highest number of single teachers, single class rooms, High TPR These schools are to be provided with additional class rooms and additional teachers.

The following mandals are fall in the lowest quartile of single teacher, two class rooms and high teacher people ratio (TPR).

1. Komarole
2. Kurichedu
3. Pullala cheruvu
4. Tarlupadu

These mandals have more number of schools, additional teachers are to be provided, for maintaining optimum TPR of 1:40

The following mandals have the highest number of schools having two teachers two class rooms and high TPR.

1. Ylavapadu
2. Lingasumdrum
3. Marripudi
4. H M Padi
5. C S Puram

The schools are to be provided with more class rooms and with one additional teacher.

Pre-School Education :

There are 566 habitations which are covered under ICDS / ECE and having Anganwadi / Balwadi centres

1842 habitations are not covered by ICDS and need ECE centres.

ENROLMENT

In Prakasam District as per the door to door survey there are 228177 boys and 197656 girls in the age group of 6-11. Out of them 189706 are boys and 170147 are girls i.e 83.13% boys and 86.08% girls are enrolled in the schools. There are 72 habitations with less than 50% enrolment. There are 318 habitations with an enrolment of 50% to 80% and the rest of the habitations have an enrolment of more than 80%.

ENROLMENT IN CLASS 1 - 5

| Classes | Enrolment | % to Total enrolment |
|-----------|-----------|----------------------|
| I Class | 108640 | 29.04 |
| II Class | 88981 | 23.73 |
| III Class | 70500 | 18.85 |
| IV Class | 55145 | 14.74 |
| V Class | 50737 | 13.56 |

It can be seen from the above table that percentage of enrolment of children is more in classes 1 to 3.

In Prakasam District there are 2020 N.F.E centres and 25 open schools are functioning. There are 30010 number of unenrolled children and 24637 of dropout children in the age group 6-11. Quite a number of children migrate to near by areas to work and the number is 1017. Child labour is a serious problem in the district and 2700 number of children are engaged in child labour. These children go for agricultural labor, slate quarries and such odd jobs.

Retention and Dropout

It is an accepted fact that though the school age children are enrolled in the schools every year through enrolment drives, awareness campaigns and propaganda, all the children remain in the school till they complete class 5. Their retention rates vary from class to class for boys and girls and also depending on caste factor.

The reasons for low retention rate are poor ~~economical~~ position of the families, house hold works of ~~girl child~~, lack of awareness about the education to the parents.

As part of survey information was also gathered about the children who dropped out of the schools without completing class 5. The particulars thus gathered are presented in the following table.

DROPOUTS

| General | SC | ST | Total |
|---------|------|------|-------|
| 21624 | 9061 | 2132 | 32817 |

A close look at the particulars of the dropout children indicates that dropouts are more among SCs STs.

Based on examination, the enrolment vs retention particulars of schoolage children, the information is grouped into the following 4 categories.

1. Habitations with high enrolment (80%) and high retention (80%) 1479.
2. low enrolment (50%) and high retention (80%) 259.
3. High enrolment (80%) low retention (50%) 212.
4. Low enrolment (50%) and low retention (50%) 40.

Majority of the habitations come under the category of high enrolment and high retention (1479). The rest of the habitation i.e. 258 have an enrolment and retention rate which is in between 50 to 80%

Retention Pattern from Class 1 - 5

It is observed that retention rate is not uniform for all classes. Within the same class retention rate varies from boys to girls. The retention pattern from classes 1 - 5 as exists in the district is presented below.

| Classes | I | II | III | IV | V |
|---------|---|-------|-------|-------|-------|
| Total | - | 86.0% | 64.80 | 50.75 | 46.70 |

As part of the Micro survey, the information is also gathered about daily average attendance of the student in the year 1996 for 3 months. This information is furnished in the following table.

| | 31st July, 1996 | 30th Sept 1996 | 23rd April 1996 |
|-----------|-----------------|----------------|-----------------|
| Class I | 70.03% | 80.03% | 89.94% |
| Class II | 73.47% | 76.12% | 71.84% |
| Class III | 77.62% | 78.15% | 74.97% |
| Class VI | 75.97% | 75.6% | 74.74% |
| Class V | 76.18% | 75.59% | 69.62% |

Equity - Focused groups

The DPEP aims at providing equal opportunities to all the groups that is girls, SCs, STs, Minorities, PHs, Migratory children, child labour.

The school age population and percentage of enrolment of girls, SCs, STs, Minorities, PHs is shown below. The percentage of enrolment is as follows.

| | Girrls | SC | ST | Minorities | PHs |
|-------------|--------|--------|--------|------------|------|
| Populations | 197656 | 117474 | 19531 | 16003 | 1775 |
| Enrolment | 170147 | 93903 | 16890 | 14177 | 1668 |
| Percentage | 86% | 79.93% | 86.47% | 88.53 | 93% |

The enrolment percentage of SCs is low and the enrolment percentage of STs is fairly satisfactory.

Particularls of the Mandals with low girl enrolment, low SC enrolment and low ST enrolment are shown in the following table.

| Low girl | Low SC | Low ST | Low Bc enrolment |
|----------|--------|--------|------------------|
| 176 | 236 | 254 | 294 |

The enrolment details of minorities and PHs are obtained in the survey and this indicate that 88.5% of minorities and 93.97% of PHs children are enrolled in the schools.

Child labour poses a problem in the universalisation of education in Prakasam district. There are 2700 number of children who go for labour work and they are mainly concentrated in Markapuram, S N Padu, Kanigiri, Pamuru, and Peddaraveedu mandals.

CHAPTER - IV

Key issues and concerns (gaps) and Targets

The strategies for UEE hitherto emphasised mainly access in terms of construction of class rooms and appointment of teachers. This has been inadequate and needs to be augmented.

- a) Holistic planning and management approach which goes beyond implementation of a disjointed set of individual schemes, perceives the task of UEE in its totality, integrates all the measures needed to achieve UEE in the specific context of the district.
- b) This holistic planning should incorporate a gender perspective in all aspects of planning and implementation process and be an integral part of all measures needed to achieve UEE.
- c) Addressing the more difficult aspects of access particularly access to girls, disadvantaged groups and out of school children.
- d) Improving school effectiveness
- e) Strengthening the alternatives to schooling particularly the non-formal system.
- f) Stressing the participative processes where by the community facilitates achievement and school effectiveness.
- g) Toning up teacher competencies, Training and motivation.
- h) Stressing learning competence and achievement
- i) Stressing need for improved teaching learning materials
- j) Stream lining of planning and management in respect of both routine and innovative areas and
- k) Convergence between elementary education and related services like ECE and school health.

ACCESS

1. Physical inaccessibility and school less habitations :

The major cause of unenrolment of children in rural areas of the district is physical inaccessibility. So to facilitate enrolment of children schools are to be provided within the reach.

There are 464 habitations in the district which have no primary schools in the district, which includes 1. 245 General (which includes 151 Physically inaccessible habitations) 2. 170 SC, and 4. 49 ST habitations.

Alternative system of Education

Early child hood education or preprimary education is one of the important solutions to achieve 100% enrolment and retention by 2002 A.D. In the last decade of 20th century much awareness about education is created in the parents. Family planning programmes and Adult education programmes launched in the district have brought a radical change in the attitude of parents in both rural and urban areas. Parents send their children to the nearest convent school from 3rd year onwards. This is clearly evident from the enormous number of unrecognised convents in most of the villages.

Hence a necessity has arisen to start ECE centres or pre-primary schools in almost all the villages where there are no Anganwadi centers. Mothers Associations have been formed in the villages, recently under in X Finance commissions recommendations have shown great inclination towards Mothers Association and ECE centres. If mothers are properly motivated definitely girls enrolment will increase.

There are 1842 habitations which do not have ECE facilities.

Alternative Schooling facilities:

There are 2020 non-formal education centres in the district catering to drop out and unenrolled children. There are 24,637 dropout children in the district. So there is need to open Alternative Schools in the district.

SC Habitations not served by Primary Schools

Equity is one of the important factors to be considered while providing new schools. Though there is no problem of inaccessibility, still 170 habitations in the district where there is high SC population are not served by primary school. So under DPEP 163 habitations need primary school basing on the population norm of 200 and above population. The remaining 7 habitations which have a population of less than 200 will be provided with community based schools or Alternative Schools.

ST habitations not served by primary schools.

There are 49 habitations where the ST population is not having primary schools. As the main objective of DPEP is reaching the unreached 26 new primary schools are to be opened on population basis i.e., in the Villages where the population is more than 200 and in remaining 23 habitations community based Alternative Schooling facility has to be provided.

Mandal wise number of habitations not served by IED.Schools

There are only two I.E.D schools in the district one in Ongole municipality and the other in Ongole Mandal. The disabled children will have to be enrolled in these schools.

Enrolment

There are 236 habitations with low SC enrolment and 254 habitations with low ST enrolment and 176 habitations with low girls enrolment and 120 habitations with low SC retention and 240 habitations with low ST retention and 128 habitations with low girls retention. So there is a need to take necessary steps in above categories for increasing enrolment and retention.

The present status of Infrastructures

Every School should have adequate building and other facilities for smooth functioning of the school. The number of class rooms should be sufficient and the space in each class room should be sufficient enough to accommodate boys and girls conveniently. There should be separate sanitary conveniences and separate lavatories to the children and staff. There should be provision for drinking water, adequate furniture and play ground. Every school should have individual equipment such as radio, tape recorder film projector, T.V. V.C.R. and Computer.

This chapter provides information regarding the status position of school buildings, number of schools with out school buildings number of new buildings and additional rooms required. Mandal wise information is shown in the following pages.

The requirement of schools buildings and additional class rooms is furnished in separate tables in the annexure (Table-IV.I). Most of the buildings also need repairs.

The following norms may be considered for sanction of New Schools and additional class rooms.

1. Two new rooms to new schools
2. Second class room to schools where there is one class room and T.P. ratio is high and the school strength is 100
3. Third class room to schools where the strength of the school is 120 and above.
4. Additional class room will be sanctioned only in mandals where rationalisation of teaching posts has been completed.
5. Additional class room will be sanctioned on priority basis where ever local community comes forward to bare 10 to 20% of the total cost of the buildings.

Present position of School Buildings:

There are 168 schools which are run in thatched sheds, 108 schools have no school buildings, 48 schools are being run in rented buildings, 1361 schools have one pacca class room 570 schools have two pacca class rooms and 201 have three pacca class rooms. Priority should be given to schools with no buildings, schools being run in rented buildings and schools run in thatched sheds.

There are 588 schools which require repairs to roofs 741 schools which require repairs to floor, 1192 schools which require repairs to doors and windows and 1103 schools require minor repairs.

Teacher Facilities :

Adequate provision of teachers is a major pre-requisite for the effective instruction and functioning of the schools. In Andhra Pradesh inadequate number of teachers in schools is a chronic problem. The problem gets compound when the teachers particularly those posted to the rural and tribal areas do not stay in the village and consequently are irregular to the schools. All this leads to the following problems

1. Non completion of syllabus, non completion of curricular activities resulting in low learning achievement levels of children.
2. High drop out rates due to lack of individual attention.
3. Students attendance becomes irregular
4. Retention of the children decreasing due to the non implementation of 6 APPEP principles especially the sixth principle of creating an interesting class room.
5. In order to over come this problem it is necessary to sanction additional teachers at the rate of 1:40 TPR.

Intervention :

1. Vacant posts of teachers will have to be filled.
2. Female teachers will have to be posted where the girls enrolment is high
3. Teachers will have to be trained in multi grade teaching.

Norms for allotment of additional teachers

- * Second teacher to be appointed to all single teacher schools.
- * Third teacher may be appointed if the strength is 100 to 140.
- * Further teachers may be appointed if the strength is 140 to 200
- * One additional female teacher may be appointed if the enrolment is very high.

Number of primary schools where the teacher people ratio is high that is greater than 1:51 : is 1029.

The key issues and the gaps and the proposed targets in terms of attaining universalisation of Primary Education by 2000 A.D are indicated below.

| Key issue | Gaps | Target |
|--|--|---|
| 1. Access: | There are 464 Schoolless habitations in the District among which 170 are SC habitations 49 are ST habitations. | <u>235 New Schools</u> are proposed among them 46 new Schools for General 163 for SC and 26 for ST New Schools will be opened in a phased manner in 3 years from 98-99 onwards |
| 2. Alternative Schooling | 428 habitations do not have NFE Centres (Alternative Schools) | <u>56 Alternative Schools</u> have to be opened in a phased manner from 2001-2002 onwards. |
| 3. ECE Centres | 1802 Habitations do not have ECE facilities. | 320 ECE Centres are proposed to be opened in a phased manner the years from 1998-99 onwards |
| ▲. School Buildings and additional class rooms | | |
| a. Buildings for Existing schools which are running without building | 276 Schools are without Buildings | <u>184 Schools</u> are to be provided with new buildings in a phased manner from 1999-2000 onwards. |
| b. Additional Class Rooms | 356 Additional Class Rooms are required for existing Schools. | <u>69</u> additional class rooms will be provided in two years i.e., from 1999-2000 and 2000-01 |

5. Para Teachers As per the NER 891 Para Teachers are required 891 para teachers will be appointed by the VECs with economic assistance from DPEP from 1998-99 onwards
6. Child labour 2700 Children are found to be engaged in child labour in the District. Efforts to be made to co-ordinate with the NGOs and Labour Department in bringing down child labour. A pilot project may be tried out as an innovation.

CHAPTER V

DISTRICT COMPONENTS

1. ESTABLISHMENT OF DISTRICT PROJECT OFFICE

The DPEP will be implemented by strengthening of the existing structure and creating new structures to provide academic and administrative support for DPEP.

1. Establishing District project office
2. Strengthening of DIET
3. Establishing Mandal Resource Centres
4. Strengthening of teachers centres

A separate district project office will be set up in the district head quarters for monitoring the DPEP implementation in the district. The District Educational Officer will be the Ex-officio project co-ordinator of DPEP. The project office will function with the following staff:

| STAFF | SCALE OF PAY |
|-------------------------------------|---------------|
| 1. Additional Project co-ordinator | 3,640 - 7,580 |
| 2. Teacher Training Incharge | 3,640 - 7,580 |
| 3. Community Mobilisation Incharge | 3,640 - 7,580 |
| 4. Finance and Accounts Officer | 3,640 - 7,580 |
| 5. Media and Documentation Incharge | 3,640 - 7,580 |
| 6. Deputy Executive Engineer | 3,640 - 7,580 |
| 7. Two Assistant Engineers | 2,600 - 5,580 |
| 8. Two Draughts Men | 2,315 - 4,880 |
| 9. Girl Child Development Officer | Consolidate |
| 10. Computer Programmer | 3,150 - 6,680 |
| 11. Data Entry Operator | 1,745 - 3,420 |
| 12. Superintendent | 2,600 - 5,588 |
| 13. Sr. Assistant | 2,195 - 4,560 |
| 14. Sr. Accountant | 2,195 - 4,560 |
| 15. Two Jr. Assistants | 1,745 - 3,420 |
| 16. Jr. Accountant | 1,745 - 3,420 |
| 17. Two Typists | 1,745 - 3,420 |
| 18. Two Attenders | 1,745 - 3,420 |

Main functions of the District project office

1. Planning for the project
2. Implementation of the project
3. Co-ordination with all the concerned departments in the district and at the State level.
4. Monitoring and Supervision.
5. Release of budget for various project activities.

STRENGTHENING OF DIET

In pursuance of the implementation of NPE 1986 DIETs have been established in all the 23 Districts in the State by upgrading the erstwhile Teacher Training Institutes (TTIs) to improve the quality of Primary Education. The DIETs are catering to the pre-service and inservice training needs of the teachers at the primary stage of education. These institutes are also providing academic support for instructors and other functionaries working in the areas of Non-Formal Education and Adult Education. Thus presently DIETs are providing needed academic and professional support to both formal, non-formal and adult education, sectors of education to achieve the goal of education for all (EFA) by the end of this century.

Besides the above training activities, DIETs are also expected

- i. to carry out small scale researches and investigations (like action research projects, case studies, sample surveys etc) to solve problems involved in the class room management, enrolment and retention of pupils, academic achievement of slow learners, professional support to teachers etc.
- ii. to organise extension services by providing academic guidance to functionaries, mandal resource centres and class room teachers at teachers centre meetings.
- iii. to conduct lab area activities
- iv. to publish newsletters, magazines and brochures periodically on the developments in education in the district and disseminate to all the teachers of primary schools in the district, MEOs, MRCs, Project Officers of NFE etc.
- v. to have liaison with nearby CTEs, IASEs to have an effective interaction with the functionaries of these institutions to share the experiences and ideas and adopt.

DIET plays a vital role in organising training programmes to teachers, MRPs, MEOs, on child centred education under APPEP, Short Theme Specific Courses and SOPT.

The DIET is to be strengthened by providing additional facilities such as

- furniture
- equipment (Computers)
- library books and journals
- provision is also made for operation and maintenance of equipment at DIET.
- Supply of News papers and Journals
- training to DIET staff at state level.
- Establishment of psychology labs

In the DPEP the following financial assistance is planned.

Non Recurring :

| | |
|---------------------|-------|
| 1. Equipment | 2.00 |
| 2. Furniture | 1.00 |
| 3. Library | 1.00 |
| 4. Psychology labs. | 1.00 |
| | ----- |
| Total : | 5.00 |
| | ----- |

Recurring :

| | | |
|--------------------------------|----------|---------|
| 1. Research / Action research | 1.00 | |
| 2. Operation and Maintenance | 0.50 | |
| 3. Water & Electricity charges | 0.25 | |
| 4. Journals, News papers | 0.50 | |
| 5. Travel Costs | 1.00 | |
| | ----- | |
| Totals | 3.25 x 5 | = 16.25 |
| | ----- | |
| Grand Total | | = 21.25 |

MANDAL RESOURCE CENTRE

As the Mandal level programmes are being much advantageous, it is proposed to have a Mandal resources centre at each mandal head quarters. This centre will be provided with a building furniture equipment like TV, VCR, Taperecorder, Electrical duplicator, Typewriter and small library.

Implications of the proposal outlined above is as follows :

Non Recurring :

| | |
|----------------|--------|
| 1. Civil Works | 168.00 |
| 2. Equipment | 42.00 |
| 3. Furniture | 14.00 |

Recurring :

| | |
|---|--------|
| 1. Salaries MRPs & GCO | 352.80 |
| 2. TLM, Operation & Maintances and Travel cost Etc, . | 162.40 |

Recognising the need for providing assistance to M.E.Os for academic monitoring and supervision two (2) SGBT posts are created. These teachers will assist M.E.O. in the following activities:

- ~~Annual Inspection of primary School on rotation basis~~
- Follow up for training programme by identifying the weak teachers and providing them academic support
- Mobilising the VECs for supporting the schools in enrolment, retention and providing physical facilities.
- Surprise visits to schools for control and supervision of school to cover all schools in a month.
- Interaction with T.C. Secretaries and Asst. Secretaries
- providing feed back on various programmes to the mandal administration.

TEACHERS' CENTRES

Teachers centres were established under APPEP for sharing innovative ideas and classroom practices among teachers for improving professional abilities, 274 TCs were established in Prakasam district spread over in 56 mandals.

Financial assistance is provided to TC and Primary schools under APPEP. A one time grant of Rs.2000/- for purchase of non-consumable materials and recurring grant of Rs.2000/- for purchase of Consumable materials was given to each TC.

Under DPEP it is proposed to strengthening the TCs by providing the following financial provisions.

Recurring:

1. Travel cost @ 10/- per teacher for 9 TC Meetings during every year

TEACHERS' HAND BOOK

Providing the teachers a list of activities along with instructions to organise the activities in the class room for transmitting the curriculum will help the teachers to transact child centred education. Teachers Hand books for 8598 teachers will be supplied .

TEACHING LEARNING MATERIAL

Under DPEP provision is made to provide financial assistance @ Rs. 2000 to recognised primary schools, Rs.5000/- to best TC in each mandal and Rs.500 to each primary teacher and para teachers working in the primary schools.

CHAPTER VI

PROGRAMME COMPONENTS

1. ACCESS

Opening of New Schools:

Prakasam District is one of the backward coastal Districts in Andhra Pradesh. There are 56 Mandals and 3 municipalities. The door to door survey conducted in August '97 reveals that there are 425833 children in the age group of 6-11 years. Of them 359853 are enrolled in 2651 Schools in 2448 habitations. The unenrolled children need to be provided access to schooling.

As per the door to door survey 464 habitations have no primary schools. The main objective of D.P.E.P. is providing access to schools that is every child shall have schooling facility within a kilometer distance. In our district 419 habitations, which fulfilled the following criteria for opening new schools, are identified.

Criterion for opening new schools in school less habitations are

- 1) The habitations with a population of more than 300 and with out school in one kilometer distance in the case of General Habitations.
- 2) For S.C., S.T., school-less habitations which have population 200 and above and without school in one Kilometer Distance.
- 3) For general habitations with a populattion of less than 300 Alternative schooling system will be provided.

However it is proposed to open new schools in 235 schoolless Habitations under DPEP because of financial limitations. These include 46 General Habitations, 163 SC Habitations and 26 ST Habitations. These New Schools will be opened in phased manner in a period of 3 years from 1998-99. Each new school will be provided with two teachers and two class rooms. Out of the reamaining 229 Schoolless Habitations, Alternative Schooling System will be provided in 56 Habitations. In the other 173 Schoolless Habitations NFE Centres will be opened by State Government/NGOs/VECs .

An amount of Rs.411.25 lakhs has been earmarked for new buildings and Rs.526.68 lakhs for new Teachers in the DPEP plan.

Additional Class Rooms:

There is need to provide 356 additional class rooms to these schools to copeup with the existing high TP ratio and anticipated increase of present NER from 84.5 to 95% .

In DPEP it is proposed to provide 69 additional class rooms to the existing schools due to financial constraints @Rs.0.85 lakhs for each class room.

Criteria for identification of Additional Class Rooms is as follows.

1. Two class rooms for all Primary Schools of SC Habitations
2. Two class rooms for all Primary Schools of ST Habitations
3. One class room for Primary Schools of Habitations having low female literacy rate and low girls enrolment.
4. Primary Schools having habitations with high enrolment of girls.

An amount of Rs. 58.65 lakhs has been set apart in the plan for this purpose. Requirements of Additional Class rooms to the remaining schools will be met from other sources like IX Five Year Plan provisions and Janmabhumi Programme with community support.

Alternative Schooling :

As per the door to door survey there are 32817 dropout children in the age group of 6-11 years. Of them 6720 children are enrolled in NFE centres and 127 children are in open schools. For the education of dropout children Alternative system of schooling is proposed to be started in 56 habitations where the number of dropouts is high.

An amount of Rs.12.90 lakhs has been allotted for the Alternative Schooling system in this budget plan.

2. ENROLMENT

The total population of 6-11 age group in the District is 425833.

The enrolment of this age group in 1-5 classes is 359853. But the total enrolment in classes 1 to 5 is 374003 . The NER and GER are calculated using the following formulae.

$$\text{N.E.R} = \frac{\text{Enrolment of children in the age group of 6-11 years in classes 1-5}}{\text{Total school age population in the age group of 6 to 11}} \times 100$$

The N.E.R. of Prakasam district for the year 97-98 is 84.5%

$$2. \text{ G.E.R} = \frac{\text{Total enrolment of children in the classes 1-5}}{\text{Total population of the children in the age group of 6 to 11}} \times 100$$

The G.E.R. of Prakasam district for the year 1997-98 is 87.8%.

There are 6720 children in NFE Centres . The remaining 59033 children are yet to be enrolled in schools . These children include child labour, dropouts and never enrolled children.

COMMUNITY SUPPORTED PARA TEACHERS

7181 Teachers are now working in the district. To raise the NER from the present level of 84.5% to 95% by 2000 A.D, the district requires 891 additional teachers NER will be increased from 84% to 95% in a phased manner .

| | 1997-98 | 1998-99 | 1999-2000 | 2000- 2001 |
|--------|---------|---------|-----------|------------|
| N.E.R. | 84.5% | 90% | 95% | 95% |

In view of the high financial implications involved in the appointment of additional teachers proposed, in DPEP it is proposed to provide support to the VECs to select and appoint Para teachers / Volunteers to assist the regular teachers in multigrade teaching and increase enrolment and retention of children for this an amount of Rs.9000/- PA will be provided to SC and ST habitations and Rs.6000/- P.A to general habitations. Accordingly 891 Para Teachers will be appointed in a phased manner in 3 years from 1998-99 onwards . These Para Teachers also will be provided an amount of Rs.500 P.A to each for the TLM. An amount of Rs. 245.88 lakhs is earmarked in the plan toward the support to VECs for the appointment of Para Teachers.

RETENTION

Major task in achieving goals of Universalisation of Primary Education is to improve retention and reduce dropouts in phased manner starting from 1997-98 to 2002 A.D .

The hurdles to achieve 100% retention will be removed by involving VECs , Mobilise the Community Pressure, organise enrolment drives, Motivate people in Janmabhumi Programmes, Streamline and Monitor rice distribution and free supply of text-books etc. It is a challenging task to achieve 100% retention by 2002 AD.

Retention pattern over classes 1-5 in 56 mandals and 3 municipalities are shown in the tables given below. TABLE-I

| Class | Retention Rate |
|-------|----------------|
| I | - |
| II | 86.00 |
| III | 64.80 |
| IV | 50.75 |
| V | 46.70 |

The above data indicates that the overall retention rate in 56 mandals and urban slums is only 46.70% . The dropout rates at the Primary Stage of Education among different communities are as follows . TABLE-II

| | Boys | Girls | Total |
|-----|-------|-------|-------|
| All | 39.32 | 50.26 | 44.47 |
| SC | 44.51 | 58.07 | 50.96 |
| ST | 60.99 | 68.54 | 64.38 |

The data in the above table shows that the dropout rates are higher among SC and ST communities. The dropout rates among girls in general and girls of SC and STs are also much higher when compared to boys.

In order to increase retention of children in schools and reduce dropout rates, the following initiatives will be taken up during the programme period to achieve the goals envisaged in the vision .

Recurrent Micro Survey:

Keeping in view the low female literacy and high dropout rates in 252 habitations to monitor retention, recurrent micro survey shall be organised in identified habitations and urban slums. The survey enables to chalkout strategies and helps to achieve DPEP goals.

Parent Teacher Association:

• Parents of School Children of the village shall form an association with Head Master as the convenor.

Functions of PTA:

1. Organise meetings to discuss the problems of enrolment and retention of children in the habitation.
2. Bring social pressure on Parents to send their children to schools
3. Mobilise community resources for school development.
4. Initiate steps to bring dropouts back to school.

Target fixation:

At present retention rate is 46.70% . It should be raised 95% in a phased manner. Targets are to be fixed in consultation with PTA and VEC . Mothers Association and Teachers should contact parents and convince them of the need to send their children regularly to schools.

Incentives:

Government of Andhra Pradesh is supplying Text Books free of cost to children in Primary Schools. The free distribution of Text Books and Distribution of Rice Scheme shall be monitored.

EQUITY REACHING THE UNREACHED

STRATEGIES:

GIRLS EDUCATION:

One of the objectives of DPEP is to reduce the differences in the enrolment, retention and learner achievement and remove gender gap . As per the Micro Planning 252 habitations out of 2448 habitations and 36 slums in urban areas have low female participation.

Total School age population of girls is 197656. In which SC girls are 59314, STs are 9217 , BCs are 67481 and OCs are 61644. The total number of girls enrolled is 170147.

The District Scenario of girls education is as follows :

| | Boys | Girls | Total |
|------------------------------------|--------|--------|--------|
| Total School age Population (6-11) | 228177 | 197656 | 425833 |
| No. of children enrolled (6-11) | 189706 | 170147 | 359853 |

As per the above table girls enrolment is low compared to boys as percentage of girls enrolment to total enrolment in classes 1-5 is 47.28 .

Retention:

The retention rate of girls in classes 1-5 during 1997-98 up to the period of survey (Aug/Sep' 97) from the beginning of academic year i.e., June 97

| | Boys | Girls | Total |
|------------------|--------|--------|--------|
| Enrolment (6-11) | 189706 | 170147 | 389853 |
| Retention | 156557 | 138035 | 294592 |
| Retention Rate | 82.52% | 81.12% | 81.86% |

1. As per the above table girls retention rate is less than boys
2. Since the girls retention rate is less than boys, DPEP will take up activities to increase enrolment and retention of girls .

SC,ST Girls:

As per the educational statistics published for 1996 the retention rates of SC and ST children in Prakasam District are as follows.

| | Boys | Girls | Total |
|----|-------|-------|-------|
| SC | 50.98 | 39.03 | 45.39 |
| ST | 39.68 | 26.40 | 33.53 |

A glance at the table reveals that girls education of SC/ST communities is low . So DPEP has to place high emphasis on girls education . For achieving this objective an action plan for conduct of programme activities are planned.

Girls Education:

| General | Interventions | Agency Implementing | Action |
|---------|--|---|--|
| General | 1. District /Mandal/Village Education committee level. Mothers Association/DWCRA groups, members of MPTC, ZPTC, Mahila Mandal Members and Teachers. They will be trained on Importance of girls education. | DIET /MRC | 1. Three days training programme 2. Four days refresher course. |
| | 2. Follow up action | DIET / MRC | |
| | a. Girl child co-ordination in MRC will monitor girls attendance in progress once in a month. | | |
| | b. Review at VEC level in village | | |
| | c. Review at Mandal level | | |
| | d. Review at district level | | |
| | e. Special general body meeting will be convened by MPP/MPTC for reviewing girls education through Grama Sabha. | ZP Mandal Village | |
| | f. Convergence between Education department, Women and child welfare dept. at village/mandal/District levels. | District Level: District Colletor Mandal Level: MEO Village level: Sarpanch | |
| | g. Training programme for teachers of Woman welfare Department for bringing convergence. | DEO/DSWO | DIET/MRC |

Besides the above interventions the following interventions are also planned.

1. Early childhood Education
2. Summer Schools
3. Formation of Mother's Association
4. Providing Drinking Water Facilities for schools
5. Providing Toilets to Schools
6. Providing additional women teachers

EARLY CHILDHOOD EDUCATION

Early childhood education plays an important role in preparing the child for the primary schools. It prepares school readiness in children. It relieves girls from sibling care. So in DPEP, ECE is given more emphasis.

In providing ECE facilities, the following criteria will be followed for selecting the habitations for establishing ECE centres .

1. Habitations which are not covered by ICDS, Anganwadi.
2. Habitations which have mother's association, DWCRA groups and active associations.
3. Habitations where girls population is more and enrolment is less.
4. Habitations where girls dropout rate is more.
5. Habitations where girl children are involved in domestic work and care.

Keeping the above criteria , it is planned to establish 320 new ECE centres in the district

Strategies of Running ECE centres:

1. Mothers association, DWCRA groups will be encouraged to run ECE Centres.
2. Arrangements for direct money flow-from district head quarters to mothers' association at village level.
3. Money will be kept in joint account of the president of mothers' association at village level.
4. Mothers' association will add their own share of Rs.15,000/- in every year.

Duties and Functions of Mothers' Association :

1. Appointment of additional lady teacher.
2. Meeting honorariums.
3. Establishment of centres.
4. Appointment of ECE workers
5. Supply of nutritious food to ECE children
6. Supply of play-way material
7. Appointment of Ayah to get children to centres

The programme component of ECE:

It includes health, nutrition care and education. Education will be play-way type and joyful to the children with the emphasis on play-way methods of education. In the plan an amount of Rs.174.20 lakhs has been provided for establishment 320 ECE centres in the District.

3. EDUCATION OF SC & ST

The total school age population of SC as per survey is 117474, out of which 58,160 are boys, and 59,314 are girls. The enrolment of children in classes I-V is 93,903 (Boys 50331, Girls 43572) the school age population of ST children is 19531 (boys 10314 and girls 9217) out of these the enrolment in schools is 16,890 (boys 8901 and girls 7989).

However the retention rate among the SC and ST children are 49.04 and 35.62 respectively. These figures indicate that the retention rate among SC and ST children are much lower when compared to others .

As such it is necessary to take up special measures or intervention in DPEP to improve the enrolment and retention of children of these communities to achieve the goal of UPE in the district .

Intervention for Education of SC and ST children:

| Intervention | Implementation | agency |
|---|--|---|
| Access | Establishing new Primary Schools | Education dept. and Social welfare, Dept. |
| Enrolment | 1. Enrolment drives 2. Incentives a. Mid-day meal b. Free Text books c. Ashram School d. Scholar Ships e. Free Uniforms f. Residential Schools 3. Fixing year wise target for Schoolwise enrolment 4. Updating Micro Planning <u>Access</u> . | VEC/MPP/MRC at district level, Education Department Head Master and Teacher |
| Retention: | Formation of community wise retention committees . Proper Distribution of incentives Close Monitoring of retention Developing MIS | VEC Education dept. and SW dept MEO/VEC |
| <u>chievement</u> | Appointment of Additional Teachers | VEC/MRC/DIET |
| Improving 25% of achievement level to the present level | *Training Programme for teachers Activity based learning Child Centred approach Quality Text books continuous comprehensive evaluation proper and periodical reporting of progress of School Children Conduct of Monthly Meetings of PTA Competetions and rewards for students and Teachers to encourage commitment and creativity. | |

In DPEP necessary efforts will be made for the convergence of services now being rendered by education department and Tribal Welfare Department for education of SC and ST children at habitation level, Mandal level and District Level. In addition to the above, awareness campaigns will be conducted on education of SC and ST by different cultural troops available in the district..

Material Equipment to Schools and Teachers:

It is necessary to provide required teaching learning materials and equipment to schools to make the learning joyful and increase the school effectiveness. As such in DPEP it is proposed to provide materials and equipment to 2972 schools for a period of 5 years worth Rs.289.62 lakhs during the period of implementation of DPEP.

Similarly teachers of Primary Schools will be provided @ Rs.500/- per teacher in a year towards the teaching learning material to improve the quality of instruction in schools for a of period of 5 years. An amount of RS.208.22 lakhs has been earmarked for this purpose.

Training and Capacity Building:

For the effective implementation of programmes and initiatives of DPEP in the district, it is proposed to train and build the capacities of teachers, members of VECs, members of Mothers Associations , people's representatives etc., at mandal level and DIET level during the period of implementation of DPEP in the district.

Accordingly an amoumnt of Rs.418.18 lakhs has been set apart for the training and the capacity building of different functionaries in the district.

TC meetings and professional support to Teachers:

During the implementation of APPEP in the State from 1984 to 1996 a forum of 74 teachers Centres are established in the distrtrict as to improve the professional competencies of primary school teachers. One TC is established in a school which is resourceful and operationally convenient for a group of 25 to 30 teachers of primary schools. Generally the HM of the School in which TC is located is the Secretary of the TC . Six or Seven schools are the participating schools of the TC. The teachers of these schools meet in the TC periodically and exchange and share their ideas and experiences on improving the quality of instruction in schools and also prepare and develop teaching learning material required for this purpose. The DIET lecturers and concerned MEO are providing necessary academic guidance for the effective conduct of these TC meetings .

So, in order to sustain this activity and enhance the professional competencies of teachers an amount of Rs.374.796 lakhs has been provided in this DPEP plan.

Mandal Resource Centre:

In order to promote the principles of decentralisation even in the sphere of primary education, it is proposed to establish 56 Mandal Resource Centres at Mandal Headquarters to provide on-the-job training at the door step of teachers. This avoids the hardship caused to the teachers in attending the DIET which is located in a corner of Prakasam District. Coming to the qualitative educational aspect, the MRC is the backbone to the MEO and sustain the teachers capacities to transact the curriculum in the meaningful and jouful way. The MRCs will be equipped with two strong teachers from among the teachers in the mandal besides a lady teacher to serve for girls education and community mobilization. The M.R.Cs owns the responsibility of sensitizing the teachers on the gender disparities, guidance on the difficult content areas and concepts, mobilization of parents to form into Mothers Associations, Parent Teacher Associations which ultimately results the culmination of the apex body of VECs in the

respective habitations. The MRCs look after the monitoring, supervision and evaluation of the teaching, learning practice as was imparted by them at MRCs level. The follow-up course of two days takes a predominant check on the suggested instructions in the earlier occasions.

MRC Resource persons:

Resource persons will be placed full time at the Mandal Resource centre and therefore will be available to all teachers.

Functions of MRC Resource Persons:

1. Visiting every school twice in a month for assessing and evaluating the progress and providing directions to the schools where ever necessary.
2. Participating in the monthly meetings of teachers at the T.C. and helping them to sort out problems in the areas of class room teaching and evaluation in coping with MLLs and text books.
3. Analysis of examinations, tests and making the school evaluation report.
4. Organize and participate in the inservice training camps of teachers, VEC members, Members of Mothers Association's etc.
5. Helps teachers in formulating their monthly work plans
6. Preparation of competency based material and question papers based on teaching-learning process for half year and annual examinations.
7. Implementation of innovative practices at the mandal level.
8. Identification and work in the lab schools i.e. schools adopted by MRCs.
9. Providing information to DIETs on academic needs of teachers.
10. Co-ordination with TCs, DIET and District Project Officers.
11. Organizing training on ECE and Monitoring & capacity building of ECE Centres .

The following capacity building measures are to be taken for effective implementation of DPEP at the root level.

Training of Trainers (MRPs) to develop profesional competencies.

Organising workshops to identify and develop activities, innovative teaching methods and strategies.

Setting up resource centres for materials.

Developing a pool of local and outside experts; availability of required expertise to be ensured and also developing a core resource group.

Seeking support from the field and NGOs.

More exposure of MRPs to other programmes viz, MLLs, OBB, A.V.Education, CCRT Training etc.

Sharing of ideas through news letter published at the district level.

Making available of adequate reading material through library books.

Thematic calendars for discussion at monthly meetings with T.C secretaries and Assistant Secretaries.

Developing communication skills and ability to practice participatory methods

Undertaking study visits to others districts. (DPEP-II district) and organize visits for their resource persons to DPEP-I districts to observe the functioning of Mandal Level Structures.

An amount of Rs.168.00 lakhs has been provided for the construction of buildings to 56 MRC in the district. With regards to the salaries of MRPs and GCO, an amount of Rs.352.80 lakhs has been provided in the plan. In addition to these, an amount of Rs.218.40 lakhs has been set apart towards the provision of equipment, furniture, TLM etc., to the MRCs.

CHAPTER VII

TRAINING - CAPACITY BUILDING

1. TEACHER'S TRAINING AND PROFESSIONAL COMPETENCIES:

The DIET's have been established as per the recommendation of NPE'86 in order to strengthen the teacher education system and with a view to improve the quality of education at Primary level. DIET as an agency for improving the quality of Primary Education in the District as a whole and with specific reference to lab areas, will take up training programmes for the teachers. Training of teachers shall adopt participatory mode. Teacher training facilities will be provided at Mandal resource centers.

The teachers will be trained on the following aspects:

- a. Training to teachers who have not undergone OBB & SOPT trainings.
- b. Orientation programmes to teachers on MLLs
- c. Continuous comprehensive evaluation
- d. New trends in teaching of English
- e. Institutional planning and management
- f. School mapping and micro planning to Headmasters
- g. Use of Audio-Video Aids and Educational Equipment
- h. Multigrade teaching
- i. Training teachers to adopt 'Joyful learning' techniques.

In addition to the above training programmes, work shops, seminars, symposiums, related activities will be conducted to the following functionaries to improve their professional competencies.

1. Capacity building of Mandal academic Co-ordinators
2. Teachers of Primary Schools including private aided schools
3. Supervisory staff of Education Department
4. Teachers and Headmasters and Teacher's Centre Secretaries
5. Orientation programme to Mothers' Association in Co-ordinating the education of girl child.

Keeping in view the large clientele to undergo continuous in-service training, efforts shall be made to adopt distance learning mode as initiated in DPEP. It is also proposed to bring out self learning mode modules on 'Multigrade teaching' and multi level teaching.

2. VILLAGE EDUCATION COMMITTEE:

Village Education Committee plays a vital role in the developmental activities of the school and improving school effectiveness. It pays attention to improve the physical infrastructure of the school, cooperate and monitor the enrolment of all the school children and take steps to retain them in the school till they complete class V and reduce absentoism of children. The VEC cooperates with the school authorities and parents association to mobilise the community participation and support to the school. It makes the community resources available to the school and mobilise community support by cash/kind/service.

The following functions are entrusted to the VEC.

1. Mobilise community resource for the development of the school
2. To mobilise the community support to the school in providing resources, furniture and running of NFE centres, Balwadis and Anganwadies and ECEs.
3. To extend support in the enrolment of all the school age children, their retention and reduction of the dropouts.
4. To organise kala jataras for environemt building.
5. To enlighten the public about the importance of education to the village specially women.
6. To organise the functions that involve the children at the school to utilise leisure time fruitfully and award certificates and prizes to students.
7. To cooperate with the school authorities for better school functioning.

3.MOTHERS' ASSOCIATION:

The Mothers of children of school age 0-11 years will form as an association as it is called 'The Mothers Association. All the matters related to education and women empowerment can discussed in the Mother's Associations.

The mothers' Association will have one president and one secretary for the smooth functioning of the association. Every mother will contribute Rs. 1/- per month to the association. The Govesrment will provide funds to the association.

The primary objective of the mothers Association has to look after the E.C.C.E. They have to promote girl education retention and reduce drop out in the school age children and especially girls. They have organise day care centres,Balwadis, Anganwadis at E.C.E. centres. The Mothers Associations should give its support and cooperation to the parents' associations, V.E.C and to the school to achieve the goal of Universalisation of primary education and equity of education among the focussed groups (Girls,s.c,s.t,minorities and p.H)

The mothers' association should plan and organise small competitions in the school (especially in drawing,music games and culttural activities) to encourage and motivate the children for better participation in the school activities and education. They should also take part in the functions organised by the school. They can motivate and promote enrolment of girls in the schools for achieving the goal of U.P.E.

4. VOLUNTARY ORGANISATIONS:

The Non Governmental organisations or service organisations are working in the community for various developmental activities. All the developmental aspects lay its bearing on the education. Therefore the Non Governmental organisations have to pay attention towards the spread of education. It is believed that the service organisations mobilise the community in a better way if they are involved in D.P.E.P and thereby the goal of the U.P.E. can easily be achieved.

The following programmes are planned for this purpose:

1. Training to N.G.Os on D.P.E.P Philosophy
2. Training to youth organisations on their role and functions in D.P.E.P implementation.
3. Training to public representatives on D.P.E.P concept and philosophy.
4. Organising environmental building activities to achieve UPE.

It is planned to involve the N.G.Os in the developmental activities of the school for developing educational activities at the village level.

SEMINARS AND WORKSHOPS

Seminars and workshops will play a vital role in DPEP. Further, these are the means to understand existing scenerio and plan interventions, workshops also help in sharing information and updation of knowledge, skills and practices. Therefore, it is planned to conduct seminars and worksohps by involving for stakeholders in the DPEP as detailed below:-

| Stakeholders | Seminars/Workshops |
|---|--------------------|
| 1. Village education commity | Seminar/Workshops |
| 2. Mothers associations | -do- |
| 3. People representatives like serpanches, MPTC/ZPTC | -do- |
| 4. Masons to adopt cost effective constructions | -do- |
| 5. Teachers, Headmasters, MRC and Project Officials. | -do- |

INNOVATION AND RESEARCH

Learning shall be joyful :

The programmes planned to be implemented under DPEP are of experimental in nature. The results of the action researches conducted by state/district level organisations will give a basis for the future action plans. Hence it requires to have a thorough and in depth evaluation studies in the areas where new interventions proposed and on the areas of pedagogy. These studies will be taken up by the DIET Lecturers, class room teachers external researchers, consultants and research institutions.

MLL based indigenous Activity Kits :

The teaching learning material required to perform the classroom activities are gathered/procured locally and all these TLM was kept along with activity sheets. Such indigenous kits will be prepared during the inservice training programmes by the teacher participants. The longevity of the material used in the kit is also significantly high. These kits will be prepared based on the MLLs of class 3,4, and 5.

Research Studies :

During the project period research studies will be taken up on the following broad areas :

Teachers Effectiveness

Teacher Training

Special focus groups like SCs,STs

Gender issues

Minimum Levels of Learning

Community participation in Management of schools

Construction Technology for schools

Educational finances in Andhra Pradesh in DPEP context

Educational planning and management, structures at State, District and Mandal levels

Motivational aspects of teachers orientation

Role of Non Government Agencies in Primary Education and Networking institutions.

Multiple class teaching

MEALS AND COMPETITIONS FOR TEACHERS :

To bring out the innovative professional abilities and enable them to exhibit their inborn capabilities, competitions among the teachers are to be proposed in different areas of teaching learning activities. The DPEP proposed to organize melas and competitions for primary education teachers in performing different activities. The melas and competitions like elocution on topics related to educational development, essay writing, group discussion, demonstration lessons etc., will be conducted.

Firstly in all 56 mandals the Melas will be conducted at T.C.Levels in the month of October.

Secondly the selected TLM will be exhibited in Mandal Head Quarters in the month of November.

Thirdly the Melas will be conducted at divisional level in December.

Finally the best items will be brought to district level.

The competitions among the children will be conducted at school level, then at mandal and after that at district level.

The competitions among the teachers will also be conducted at mandal, divisional and district level. The district level mela will be conducted once in a year.

RE-ORGANISATION OF PRIMARY SCHOOL CURRICULUM FOR MULTIGRADE TEACHING (MGT)

Multiple class teaching is a situation in which a teacher has to teach simultaneously more than one class. It is a realistic phenomena in the district, even if the teacher pupil ratio is kept around 1:30; only one or two teachers will constitute the staff of such schools. In such a situation Multiple class teaching becomes an inescapable reality.

For an effective curricular transactions in the class-room or out-side of it by the practitioner, in the light of Multigrade teaching-certain changes in the curriculum of the primary school are thought of.

- 1) Revision of present syllabus of Classes I-V on the basic of MLLs
- 2) Preparation of Hand-books for teachers for conducting the Multigrade classes with necessary guidelines.
- 3) Integration of relevant chapters in different school subjects for the convenience of teachers in the light of multiple class teaching.
- 4) Preparation of effective MLL based learning activities to achieve the stated competencies.

- 5) Implementation of strategies for the successful conduct of DPEP.
- 6) Preparation of text-books for children of all classes i.e from II-V in the school subjects.
- 7) Preparation of text-books : Care must bee taken to present most exact and accurate information, and additional relevant activities. The material so developed must be self explanatory.
- 8) Utilization of books supplied under OBB scheme for creating interest in the learners and to provide additional information.

The above suggested changes may be brought about in the existing Primary School curriculum for effective Multi-grade teaching in the class rooms.

OTHER INNOVATIONS

1. Improving learning levels of slow learners
2. Improving handwriting of primary school children
3. Promoting Eco friendly discussions
4. Developing Activity parks.
5. A pilot project for education of child labour.

CHAPTER VIII

COMMUNITY SUPPORT

DPEP emphasise community participation and community support at all levels. We are committed in making education community based as we are strongly believes in the philisophy that school is the subsystem of the community. Therefore we involved the community right from planning stage. For this, we have created structures at village level, mandal level, and district level as discussed in chapter-X i.e., Management structure.

The micro survey analysis revealed that a lot of awareness was created at the village level and community participated in preparation of habitation education plans. Community was involved in preparation of mandal plans also. Through conduct of gramma sabha the community was made aware of the Educational Scenario in the habitation. They were involved in preparation of habitation Education plans and came forward to provide support in the form of cash, kind, and service in a big way to achieve UPE.

Community Support in Prakasam District for providing Educational Facilities is very much encouraging. The VECs and Mothers Associations have come forward to contribute for providing facilities like drinking water, toilets for Primary and Upper Primacy Schools and running of ECE centres under Xth Finance Commission. The VECs deposited an amount of Rs.9,51,895/- for drinking water and toilet facilities in 374 Primary and Upper Primary Schools. The Mothers Associations have deposited their share of contribution i.e.,Rs.3,87,580 for running 70 ECE centres for girls and Rs.13,39,475/- for toilet and drinking water facilities as on 15.10.1997. As scuh the Prakasam district stood first place in the State in community support for UPE The details are as follows:

1. VECs contributed amount
Rs. 9,51,895/-
For drinkiing water in 411
Primary/Upper Primary
Schools Toilets 43 UPS
2. Mother Associations
contributed Rs. 3,87,580/- 70 ECE centres.

During all the Janmabhoomi campaigns the VECs and Mothers Association have deposited amounts for providing infrastruc~~tur~~ facilities like furniture, drinking water, compound wall and class rooms in Primary and Upper Primary schools and High schools in the district.

The total amount of contributions deposited so far is Rs.26.36 lakhs. Thus huge amount of deposit is the outcome of the efforts of the district machin~~ery~~ in the education department in mobilizing the support of the community in all mandals. These efforts have yielded good results and placed Prakasam district in the first place in the state in thee field of mobilizing community support which has benefited many Primary and Upper primary schools to provide better service to the children.

Further the VECs and Mother Associations have already come forward to extend their support in the shape of cash, kind and service for providing infrastructure facilities under DPEP scheme. In some of the mandals have already deposited their amount in the shape of the Joint Account of H.M. and Sarpanch. The contributions from community have been indicated in the habitation and mandal plan. Therefore the community support is very much encouraging in Prakasam District. Basing on the community support the District Education Plan has been prepared.

Community support is forthcoming in 168 Habitations in the form of cash, kind and service for contribution towards repairs to school buildings, New classrooms, Additional classrooms, New ECE centres, Toilets and Drinking water facilities..

The details are given in Table No :-

CONVERGENCE :

In many areas, there is a possibility of convergence among the departments and agencies. This, if effected, will definitely result in multiplying the benefits.

DPEP resolved to work together with 1) Department of women and child welfare for girl child development and ECE. 2) Department of health for school health and sanitation. 3) Department of adult education for literacy of parents and adult members of the families of the school going and non-going children 4) Department of SW & TW for acquiring support services to benefit the disadvantaged groups and disabled. 5) Department of rural development for acquiring facilities for educational institutions. 6) Department of labour for the education of street and working children.

All the departments mentioned above work for the cause of community development and hence they will act as pressure groups in the context of DPEP.

CHAPTER- IX

INNOVATION AND RESEARCH

Learning shall be joyful :

The programmes planned to be implemented under DPEP are of experimental in nature. The results of the action researches conducted by state/district level organisations will give a basis for the future action plans. Hence it requires to have a thorough and in depth evaluation studies on the areas where new interventions proposed and on the areas of pedagogy. These studies will be taken up by the DIET Lecturers, class room teachers external researchers, consultants and research institutions.

MLL based indigenous Activity Kits :

The teaching learning material required to perform the classroom activities are gathered/procured locally and all these TLM was kept along with activity sheets. Such indigenous kits will be prepared during the inservice training programmes by the teacher participants. The longevity of the material used in the kit is also significantly high. These kits will be prepared based on the MLLs of class 3,4, and 5.

Research Studies :

During the project period research studies will be taken up on the following broad areas :

- Teachers Effectiveness
- Teacher Training
- Special focus groups like SCs, STs
- Gender issues
- Minimum Levels of Learning
- Community participation in Management of schools
- Construction Technology for schools
- Educational finances in Andhra Pradesh in DPEP context
- Educational planning and management, structures at State, District and Mandal levels
- Motivational aspects of teachers orientation
- Role of Non Government Agencies in Primary Education and Networking institutions.
- Multiple class teaching

MELAS AND COMPETITIONS FOR TEACHERS :

To bring out the innovative professional abilities and enable them to exhibit their inborn capabilities competitions among the teachers are to be proposed in different areas of teaching learning activities. The DPEP proposed to organize melas and competitions for primary education teachers in performing different activities. The melas and competitions like elocution on topics related to educational development, essay writing, group discussion, demonstration lessons etc., will be conducted.

Firstly in all 56 mandals the Melas will be conducted at T.C.Levels in the month of October.

Secondly the selected TLM will be exhibited in Mandal Head Quarters in the month of November.

Thirdly the Melas will be conducted at divisional level in December.

Finally the best items will be brought to district level.

The competitions among the children will be conducted at school level, then at mandal and after that at district level.

The competitions among the teachers will also be conducted at mandal, divisional and district level. The district level mela will be conducted once in a year.

RE-ORGANISATION OF PRIMARY SCHOOL

CURRICULUM FOR MULTIGRADE TEACHING (MGT)

Multiple class teaching is a situation in which a teacher has to teach simultaneously more than one class. It is a realistic phenomena in our district, even if the teacher pupil ratio is kept around 1:30; only one or two teachers will constitute the staff of such schools. In such a situation Multiple class teaching becomes an inescapable reality.

For an effective curricular transactions in the class-room or out-side of it, by the practitioner, in the light of Multigrade teaching-certain changes in the curriculum of the primary school are thought of.

- 1) Revision of present syllabus of Classes I-V on the basic of MLLs
- 2) Preparation of Hand-books for teachers for conducting the Multigrade classes with necessary guidelines.
- 3) Integration of relevant chapters in different school subjects for the convenience of teachers in the light of multiple class teaching.
- 4) Preparation of effective MLL based learning activities to achieve the stated competencies.
- 5) Implementation of strategies for the successful conduct of DPEP.
- 6) Preparation of text-books for children of all classes i.e from II-V in the school subjects.
- 7) Preparation of text-books : Care must be taken to present most exact and accurate information, and additional relevant activites. The material so developed must be self explanatory.
- 8) Utilization of books supplied under OBB scheme for creating interest in the learners and to provide additional information.

The above suggested changes may be brought about in the existing Primary School curriculum for effective Multi-grade teaching in the class rooms.

OTHER INNOVATIONS

1. Improving learning levels of slow learners
2. Improving handwriting of primary school children
3. Promoting Eco friendly discussions
4. Developing Activity packs.
5. A pilot project for education of child labour.

CHAPTER X

MANAGEMENT STRUCTURES & M I S

In this chapter Management Structures at habitation level, mandal level and district level are discussed in detail. The functions of each structure are also mentioned. Management Structure will help in environmental building.

A. HABITATION LEVEL:

Different management structures are formed at habitation level for successful planning and implementation of D.P.E.P. The details are -

1. Parent Teachers Association.

The parents of children who are attending primary schools of that village, H.M. and Teachers were formed as parent teachers association.

FUNCTIONS :

- 1 Conducting periodical meetings to discuss the problems of primary schools.
- 2 Motivating the parents to send their children regularly to school.
- 3 Raising funds for the developmental activities and attending the meetings conducted by V.E.C.
- 4 Taking steps to bring back the dropout children.

II. Mothers Associations :-

The Mothers Associations were formed with the mothers of the children in the age group of 3 - 5 years. Presently 70 Mothers Associations are already formed. The mothers associations are very much active in the district and mobilised funds towards provision of drinking water facilities in the primary schools as a part X Finance Commission.

Functions

The functions of the Mothers Association are

1. Conducting meetings periodically to discuss the activities of E.C.E. Centres.
2. Raising funds from community for the development of E.C.E. centres.
3. Taking steps for Girls Enrolment and Retention.
4. To look after the supply of Nutritious food to children of E.C.E. Centres.
5. Attending the meetings of V.E.C. etc.,

III. LEARNER'S ASSOCIATION:-

Unlike the other associations, Learner's Association is formed with the learners of TLC/PLC.

Functions of the Learner's Associations are:

1. Conducting the Association Meetings frequently for the successful running of the center.
2. Raising funds from the community and members to procure TLM, library books, furniture etc., for the centre.
3. Attending V.E.C. meeting,
4. Motivating the fellow adults to attend the centre regularly.
5. Motivating the adults of the village to enroll in the centre.

IV. VILLAGE EDUCATION COMMITTEE (V.E.C.) :-

Village Education Committee is formed with the members of Mother's Association, Parent Teacher Association, Learners Association and with some non-officials of the village like youth, NGO's, retired employees, philanthropists, village elders, public representatives etc., Sarpanch of the Grampanchayat will act as chairman and HM of primary school will be the member - convenor. V.E.C. is superior to all other Associations of the village. The functions of this association are :-

1. Conducting meetings periodically to discuss Educational problems of the village,
2. Motivating the parents to enroll their children in formal or non formal schools.
3. Providing corpus funds for Educational Institutions.
4. Collecting donations for the development of Educational institutions of that village.
5. Supervision on incentives provided for school children by the Government like scholarships, mid-day meals, free books and uniforms etc.,
6. Taking steps to minimise the drop out rate in the village,
7. Proper utilisation of V.E.C. funds and maintenance of accounts,
8. To take special interest on focused groups like Girls, SC., S.T., P.H., and Minorities,
9. Providing infrastructural facilities to the Educational institutions in the village.
10. Utilising the services of local youth in the implementation of D.P.E.P.

11. Organising Back to School/ Summer school programmes to bring back the drop out children and child labour to the formal or non formal stream.
12. Appointing local educated youth as teachers of primary schools or NFE centres,
13. To undertake all activities that may be necessary for the implementation of the programmes and in particular for the achievement of the objectives of DPEP at the village level.

V. VILLAGE PLANNING TEAM :

The village planning teams have been established and participated actively in the planning process of DPEP.

The functions of the village planning team are :-

- a. Environment building for D.P.E.P.
- b. Conducting of door to door survey.
- c. Preparation of habitations profile.
- d. Organising Grama Sabha.
- e. Preparation of habitation education plan.

VI. MANDAL PLANNING TEAM:

Mandal Planning teams are already formed and discharge the following functions.

1. Conduct of meetings with village planning teams and providing guidance to them in preparing habitation Educational Plans.
2. Supervising the work of village planning teams.
3. Consolidation of habitation plans of the Mandal.
4. Preparing the Mandal Education Plan keeping in view the Mandal needs.
5. Placing the Mandal Plan before the General body for their approval.

VII. DISTRICT PLANNING TEAM :-

District is a Unit for all DPEP activities and hence District Planning Team will play an important role in DPEP.

The District Planning team is formed and its functions are as follows :-

- a. To monitor the District Primary Education Programme at the District level and provide necessary guidance to the District, Mandal and Village level functionaries.
- b. To undertake all activities that may be necessary for the implementation of the programmes and in particular for the achievement of the objectives of DPEP at the District and mandal level.

- c. To secure active involvement and participation of educational institutions voluntary agencies, teachers and individuals committed to educational improvement and to provide financial assistance to them to take up training programmes, at district level.
- d. To bring about effective decentralisation in primary education by involvement of the people through a process of training and awareness building and creation of appropriate structures at the mandal and village level.
- e. To organise training programmes at district, mandal and village level.
- f. To plan for environmental building in the village .
- g. To prepare district plan to visit other states to study the experiences of DPEP.
- h. To secure active involvement and participation of DIETS, CTE's, IASE'S voluntary agencies, teachers and individuals committed to educational improvement.
- i. To bring about effective decentralisation in primary education by involvement of the village education committees through a process of training and awareness building.
- j. To take up experimental and innovative programmes in primary education by involving IASEs/CTEs/DIETs/NGOs.

MANAGEMENT INFORMATION SYSTEM (MIS)

For successful implementation of any programme including DPEP, a well designed management Information system is very essential. To achieve 100% enrolment and also to achieve Universalisation of Primary Education for all the children in the age group of 0-14. The following information will be collected and maintained at the Primary and Upper Primary School level.

1. Village Census of school going children.
2. Catchment area and the actual number of children enrolled in Formal and non-formal systems of education.
3. Targets for making additional enrolment by 2000AD.
4. Attendance of children month wise.
5. Achievement of children class wise subject wise and also progress of the children from classes I to V .
6. School health record of children.
7. Physical facilities and other infrastructural facilities.
8. Community participation.
9. Formation of Village Education Committes and Parent-Teacher Association.
10. School improvement programme taken up by Village Education committes.
11. Inservice Training to be imparted to the teachers
12. Mandal Education Officers are at present collecting the information, in respect of Primary, Upper Primary and High schools and the same system will be continued and information will also be collected, through teachers centres' in the Mandal.

At the District level, the information received from the Mandal Educational Officer, in respect of each Priamary, U.P.School and High School will be computerised on monthly basis, for which two computers are being installed in the O/o District Educational Officer, Prakasam shortly. In addition to the data furnished by the Mandal Educational Officer every month, various programmes and trainings which are taking place at Government DIET., or Mandal level, will also be entered in the computer. Thus, the total picture of the entire District right from the village level to the District level will be emerging through MIS at the District level and it will be transmitted to state Head-quarters as and when required.

CHAPTER XI

COST ESTIMATES AND BUDJECT OUTLAY

PRAKASAM DISTRICT

DPEP-PRIORITIES FOR DIFFERENT COMPONENTS

| Facility | SCs | STs | General | Total |
|---|-----|-----|---------|-------|
| New Schools | 163 | 26 | 46 | 235 |
| Building for existing schools (schools having without buildings). | 112 | 12 | 60 | 184 |
| Additional class rooms | 30 | 4 | 35 | 69 |
| New teachers | 326 | 52 | 92 | 470 |
| Assistance to VECs for increasing enrollment and retention. | 150 | 50 | 691 | 891 |
| BCE centres | 78 | 42 | 200 | 320 |
| Alternative schooling | 30 | 2 | 24 | 56 |

UNIT COSTS

A. NEW SCHOOL BUILDING Rs. 1.75 lakhs

Maximum amount to be given to VECs

3 Approved Plans are enclosed. If the estimated costs are less than Rs. 1.75 lakhs, the estimated cost alone will be released to the VEC. If estimated cost is more than Rs. 1.75 lakhs. The extra amount is to be mobilised by the VEC.

B. Additional Class Room:

Maximum amount to be released to the VEC Rs. 0.85 lakhs .

The Plan will conform to the layout of the existing building. If estimated cost is less than Rs. 0.85 lakhs, the estimated cost will be released. If more, the VEC has to mobilise the extra amount.

C. Mandal Resource Centre Building.

Maximum amount to be released to the VEC Rs. 3.00 lakhs.

Approved design are enclosed. If estimated amount is less than Rs. 3.00 lakhs, the estimated amount alone will be released to the VEC. No increase above Rs. 3.00 lakhs will be allowed.

D. New Teachers:

The teacher appointed will be paid Rs. 1200/- first year, Rs. 1500 second year and Rs. 3,000/- from third year.

E. Support to the School Committee for increasing enrolment:

A School Committee which has increased enrolment and has appointed a volunteer as para teacher will get assistance to fund the honorarium of this para teacher to retain these children in the school.

In habitations with 50% or more of SC/ST population annual assistance is Rs. 9000/-

In all other habitations the assistance is Rs. 6000/-.

The para teacher will also get annual grant of Rs. 500/- for teaching, learning materials as other teachers.

F. Alternative Schooling:

In villages where no formal school can be stated, alternative schooling will be encouraged. The School Committee will get the assistance to run the alternative school in the following pattern.

| | |
|---|----------------|
| Assistance towards honorarium of para teacher | ::: Rs. 12,000 |
| Contingencies for School (Furniture, Black board, Thached shed etc.) | :: Rs. 2,000 |
| Teaching, learning material | :: Rs. 1,000 |
| | ----- |
| Total: | Rs. 15,000 |
| | ----- |

G. Early childhood education centre:

The following grant will be released to the Mothers' Association where ECE centre is located.

| | |
|---|---|
| Honorarium for Instructor and Ayah | Rs. 10,500 (per annum) |
| Play material | Rs. 1,000 per annum |
| Jhuah, slide For outdoor play ground | Rs. 3,500 Non-recurring At the start |
| | ----- |
| Total: | Rs. 15,000 |
| | ----- |

H. Material and equipment to the Schools:

Each school will get a grant of Rs. 2000/- per year towards material and equipment. Alternative schools also get this grant.

I. Material & Equipment to Teachers:

Each teacher, para-teacher , teacher in alternative school will get a grant of Rs. 500/- per annum for buying and preparing teaching and learning materials.

J. Training costs:

The per head cost of training of teachers and VEC members ₹ Rs. 420/-

H. Salary of MRP and Girl Child Officer:

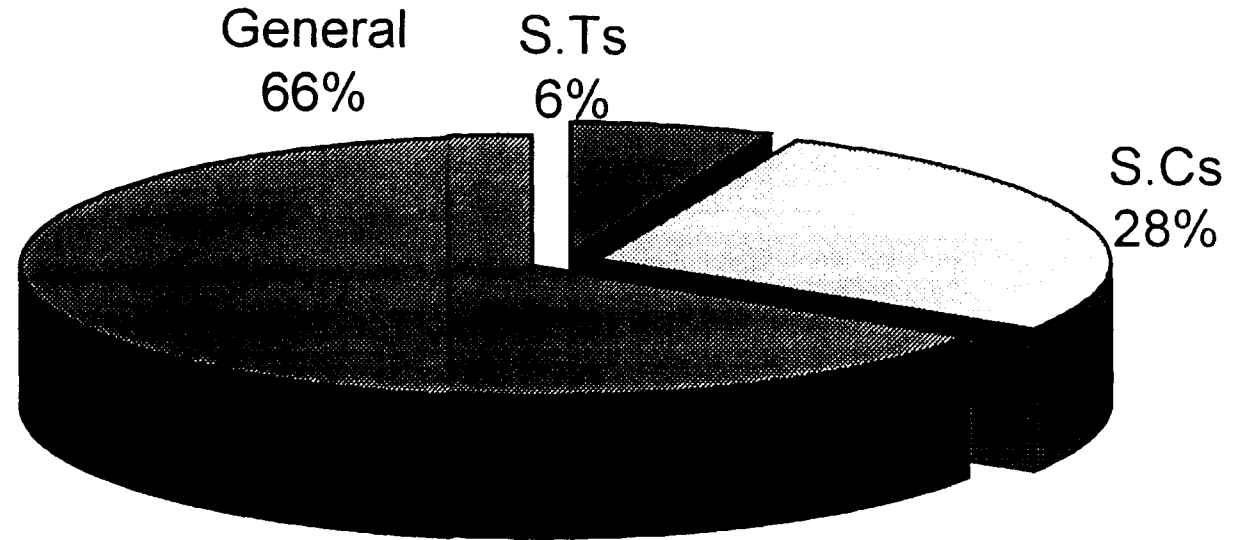
2 MRPs and GCO deployed at mandal level will get approximately Rs. 3500/- as salary.

| DPEP Plan Outlay of PRAKASAM DISTRICT | | | | | | | | | | | | | | | |
|---------------------------------------|---|--------------|----------|-----------|---------|---------|---------|-----------|-----------------|-----------------|-----------------|-----------------|-----------------|---------------------------|--------------|
| Existing schools | | 2681 | PHYSICAL | | | | | FINANCIAL | | | | | | | |
| Existing community sch | | 0 | | | | | | | | | | | | | |
| Existing community tea | | 0 | | | | | | | | | | | | | |
| Existing teachers | | 7181 | | | | | | | | | | | | | |
| S.No | Activity | No. of units | 1998-99 | 1999-2000 | 2000-01 | 2001-02 | 2002-03 | Unit Cost | 1998-99 | 1999-2000 | 2000-01 | 2001-02 | 2002-03 | Total | |
| 1 | New School Buildings | 235 | 100 | 85 | 50 | 0 | 0 | 1.7500 | 175.0000 | 148.7500 | 87.5000 | 0.0000 | 0.0000 | 411.2500 | 10% |
| 2 | Buildings for existing schools without buildings | 184 | 0 | 50 | 50 | 50 | 34 | 1.7500 | 0.0000 | 87.5000 | 87.5000 | 87.5000 | 59.5000 | 322.0000 | 8% |
| 3 | Additional classrooms | 89 | 0 | 39 | 30 | 0 | 0 | 0.8500 | 0.0000 | 33.1500 | 25.5000 | 0.0000 | 0.0000 | 58.6500 | 1% |
| 4 | MRC Buildings | 56 | 30 | 20 | 6 | 0 | 0 | 3.0000 | 90.0000 | 60.0000 | 18.0000 | 0.0000 | 0.0000 | 168.0000 | 4% |
| | Civil works | | | | | | | | 288.0000 | 329.4000 | 218.6000 | 87.5000 | 69.6000 | 989.9000 | 24% |
| 5 | New Teachers | 470 | 200 | 170 | 100 | 0 | 0 | 0.1440 | 28.8000 | 90.4800 | 117.0000 | 151.2000 | 169.2000 | 526.6800 | 13% |
| | | | | | | | | 0.1800 | | | | | | | |
| | | | | | | | | 0.3600 | | | | | | | |
| 6 | Support to School committees for increasing enrollment and retention by providing additional teacher facilities | | | | | | | | | | | | | | |
| 6(a) | SC, ST habitations | 200 | 100 | 150 | 200 | 200 | 200 | 0.0900 | 9.0000 | 13.5000 | 18.0000 | 18.0000 | 18.0000 | 76.5000 | |
| 6(b) | Other habitations | 891 | 250 | 500 | 891 | 891 | 891 | 0.0800 | 15.0000 | 30.0000 | 41.4800 | 41.4800 | 41.4800 | 169.3800 | |
| 7 | Alternative schooling | 56 | 0 | 0 | 0 | 30 | 26 | 0.1500 | 0.0000 | 0.0000 | 0.0000 | 4.5000 | 8.4000 | 12.9000 | 0% |
| 8 | ECE Centers | 320 | 180 | 120 | 20 | 0 | 0 | 0.1500 | 27.0000 | 36.8000 | 36.8000 | 36.8000 | 36.8000 | 174.2000 | 4% |
| | | | | | | | | 0.1150 | | | | | | | |
| 9 | Material & Equipment to School | 2972 | 2761 | 2886 | 2918 | 2946 | 2972 | 0.0200 | 55.8200 | 57.3200 | 58.3200 | 58.9200 | 59.4400 | 289.8200 | 7% |
| 10 | Material & Equipment to Teachers | 8598 | 7731 | 8201 | 8542 | 8572 | 8598 | 0.0050 | 38.8550 | 41.0050 | 42.7100 | 42.8600 | 42.9900 | 208.2200 | 5% |
| 11 | Training to VEC/mothers Members & Teachers | 20488 | 18805 | 19666 | 20206 | 20356 | 20488 | 0.0042 | 79.1910 | 82.5930 | 84.8652 | 85.4952 | 86.0412 | 418.1858 | 10% |
| 12 | Support to best teachers centre in each mandal | 56 | 56 | 56 | 56 | 56 | 56 | 0.0500 | 2.8000 | 2.8000 | 2.8000 | 2.8000 | 2.8000 | 14.0000 | 0% |
| 13 | DPEP Project office | | | | | | | | 35.3500 | 26.1000 | 26.1000 | 26.1000 | 26.1000 | 139.7500 | 3% |
| 14 | DIET | | | | | | | | 8.2500 | 3.2500 | 3.2500 | 3.2500 | 3.2500 | 21.2500 | 1% |
| 15 | MRC excluding buildings | | | | | | | | 60.2400 | 59.0400 | 33.0400 | 33.0400 | 33.0400 | 218.4000 | 5% |
| 16 | Innovations | | | | | | | 5.0000 | 1.0000 | 1.0000 | 1.0000 | 1.0000 | 1.0000 | 5.0000 | |
| 17 | Salaries of MRPs and GCO | 168 | 168 | 168 | 168 | 168 | 168 | 0.4200 | 70.5600 | 70.5600 | 70.5600 | 70.5600 | 70.5600 | 352.8000 | 9% |
| 18 | Conduct of T C meetings (@ 9 per year) | 8598 | 7731 | 8201 | 8542 | 8572 | 8598 | 0.0009 | 69.5790 | 73.8090 | 76.8780 | 77.1480 | 77.3820 | 374.7960 | 9% |
| 19 | Strengthening of DEOs office | | | | | | | 4.4500 | 4.4500 | 1.2000 | 1.2000 | 1.2000 | 1.2000 | 9.2500 | 0% |
| | Total | | | | | | | | 782.9980 | 698.4876 | 841.8832 | 741.8332 | 737.1632 | 4002.0316 | 100% |
| | | | | | | | | | | | | | | % of Civil works : | |
| | | | | | | | | | | | | | | 23.99% | |
| | | | | | | | | | | | | | | 1920.8856 | 140.6 |

| DPEP Plan Outlay of CUDDAPAH DISTRICT - (S.T) | | | | | | | | | | | | | | | |
|---|---|--------------|----------|-----------|---------|---------|---------|-----------|-----------------|----------------|----------------|----------------|----------------|-----------------|--------------|
| Existing schools | | 161 | PHYSICAL | | | | | FINANCIAL | | | | | | | |
| Existing community school | | 0 | | | | | | | | | | | | | |
| Existing community teachers | | 0 | | | | | | | | | | | | | |
| Existing teachers | | 421 | | | | | | | | | | | | | |
| Sl.No | Activity | No. of units | 1999-00 | 1999-2000 | 2000-01 | 2001-02 | 2002-03 | Unit Cost | 1999-00 | 1999-2000 | 2000-01 | 2001-02 | 2002-03 | Total | |
| 1 | New School Buildings | 28 | 15 | 8 | 3 | 0 | 0 | 1.7500 | 26.2500 | 14.0000 | 5.2500 | 0.0000 | 0.0000 | 45.5000 | 18% |
| 2 | Buildings for existing schools without buildings | 12 | 3 | 3 | 3 | 3 | 0 | 1.7500 | 5.2500 | 5.2500 | | | | 10.5000 | |
| 3 | Additional classrooms | 4 | 0 | 2 | 2 | 0 | 0 | 0.8500 | 0.0000 | 1.7000 | 1.7000 | 0.0000 | 0.0000 | 3.4000 | 1% |
| 4 | MRC Buildings | 0 | 0 | 0 | 0 | | | 3.0000 | 0.0000 | 0.0000 | 0.0000 | 0.0000 | 0.0000 | 0.0000 | 0% |
| | Civil works | | | | | | | | 31.6000 | 20.9500 | 6.9500 | 0.0000 | 0.0000 | 59.4000 | 24% |
| 5 | New Teachers | 52 | 30 | 16 | 6 | 0 | 0 | 0.1440 | 4.3200 | 7.7040 | 14.5440 | 17.6400 | 18.7200 | 62.8280 | 25% |
| | | | | | | | | 0.1800 | | | | | | | |
| | | | | | | | | 0.3800 | | | | | | | |
| 6 | Support to School committees for increasing enrollment and retention by providing additional teacher facilities | | | | | | | | | | | | | | |
| 6(a) | ST habitations | 50 | 20 | 40 | 50 | 50 | 50 | 0.0900 | 1.8000 | 3.6000 | 4.5000 | 4.5000 | 4.5000 | 18.9000 | |
| 6(b) | Other habitations | 0 | 0 | 0 | 0 | 0 | 0 | 0.0800 | 0.0000 | 0.0000 | 0.0000 | 0.0000 | 0.0000 | 0.0000 | |
| 7 | Alternative schooling | 2 | 0 | 0 | 0 | 2 | 0 | 0.1500 | 0.0000 | 0.0000 | 0.0000 | 0.3000 | 0.3000 | 0.6000 | 0% |
| 8 | ECE Centers | 42 | 20 | 12 | 10 | 0 | 0 | 0.1500 | 3.0000 | 4.1000 | 5.1800 | 4.8300 | 4.8300 | 21.9400 | 9% |
| | | | | | | | | 0.1150 | | | | | | | |
| 9 | Material & Equipment to School | 189 | 176 | 184 | 187 | 189 | 189 | 0.0200 | 3.5200 | 3.6800 | 3.7400 | 3.7800 | 3.7800 | 18.5000 | 7% |
| 10 | Material & Equipment to Teachers | 525 | 471 | 507 | 523 | 525 | 525 | 0.0050 | 2.3550 | 2.5350 | 2.6150 | 2.6250 | 2.6250 | 12.7550 | 5% |
| 11 | Training to VEC/mothers Members & Teachers | 1281 | 1176 | 1243 | 1271 | 1281 | 1281 | 0.0042 | 4.9350 | 5.2708 | 5.3342 | 5.3402 | 5.3402 | 26.2542 | 10% |
| 12 | Support to best teachers centre in each mandal | 0 | 0 | 0 | 0 | 0 | 0 | 0.0500 | 0.0000 | 0.0000 | 0.0000 | 0.0000 | 0.0000 | 0.0000 | 0% |
| 13 | DPEP Project office | | | | | | | | 35.3500 | | | | | | 0% |
| 14 | DIET | | | | | | | | 8.4500 | | | | | | 0% |
| 15 | MRC excluding buildings | | | | | | | | 52.9800 | | | | | | 0% |
| 16 | Innovations | | | | | | | 5.0000 | 0.0000 | 0.0000 | 0.0000 | 0.0000 | 0.0000 | 0.0000 | |
| 17 | Salaries of MRPs and GCO | 0 | 0 | 0 | 0 | 0 | 0 | 0.4200 | 0.0000 | 0.0000 | 0.0000 | 0.0000 | 0.0000 | 0.0000 | 0% |
| 18 | Conduct of T.C meetings (@ 9 per year) | 0 | 0 | 0 | 0 | 0 | 0 | 0.0009 | 0.0000 | 0.0000 | 0.0000 | 0.0000 | 0.0000 | 0.0000 | 0% |
| 19 | Strengthening of DEOs office | | | | | | | | 4.4500 | | | | | 0.0000 | 0% |
| | Total | | | | | | | | 160.7100 | 67.3896 | 61.9472 | 39.0662 | 40.1362 | 262.4772 | 100% |
| | | | | | | | | | | | | | | 23.53% | |
| | | | | | | | | | | | | | | 193.0772 | 140.6 |

D.P.E.P. - Prakasam district

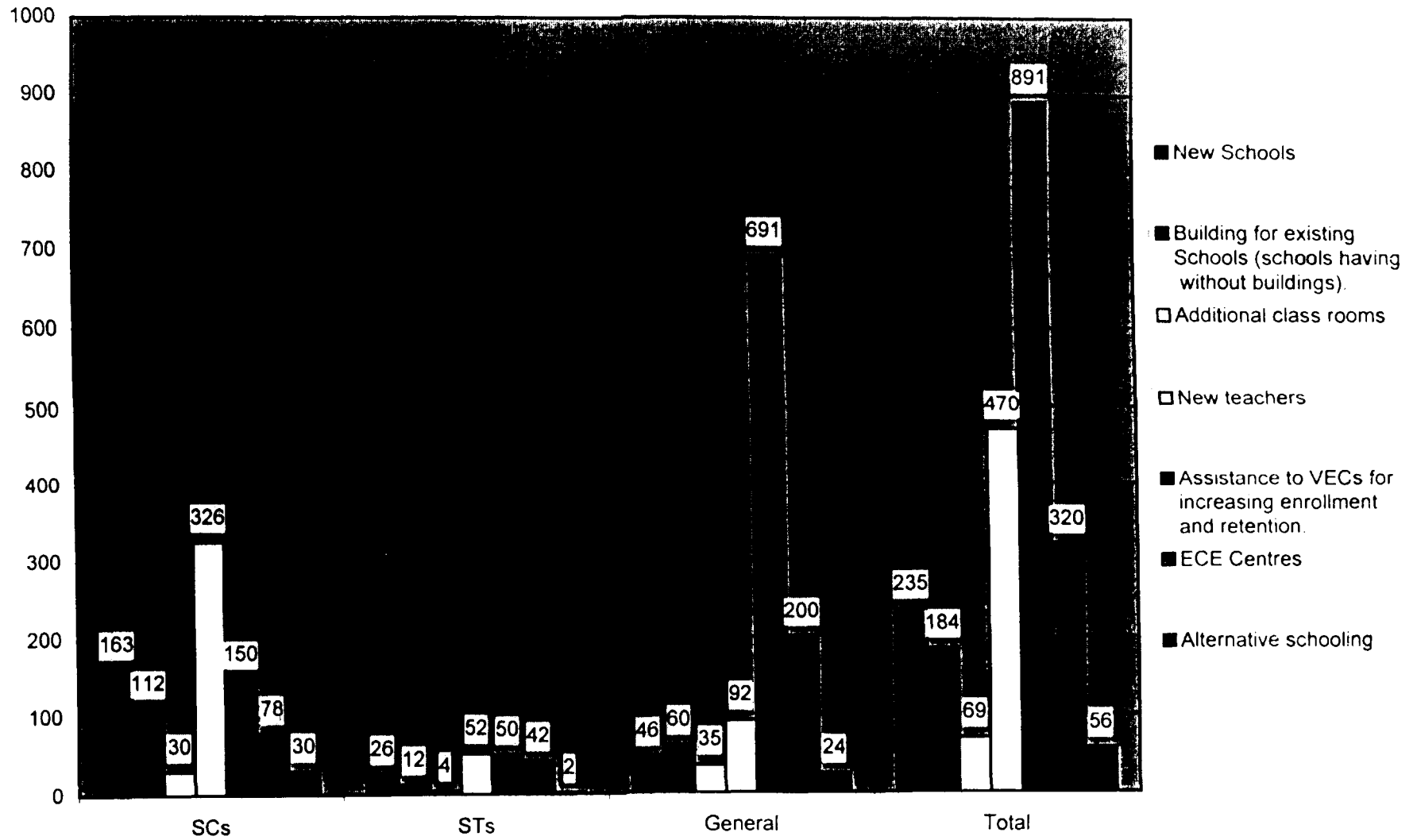
ALLOCATION OF FUNDS AMONG SC, ST & GENERAL



Total outlay :40.02 crores

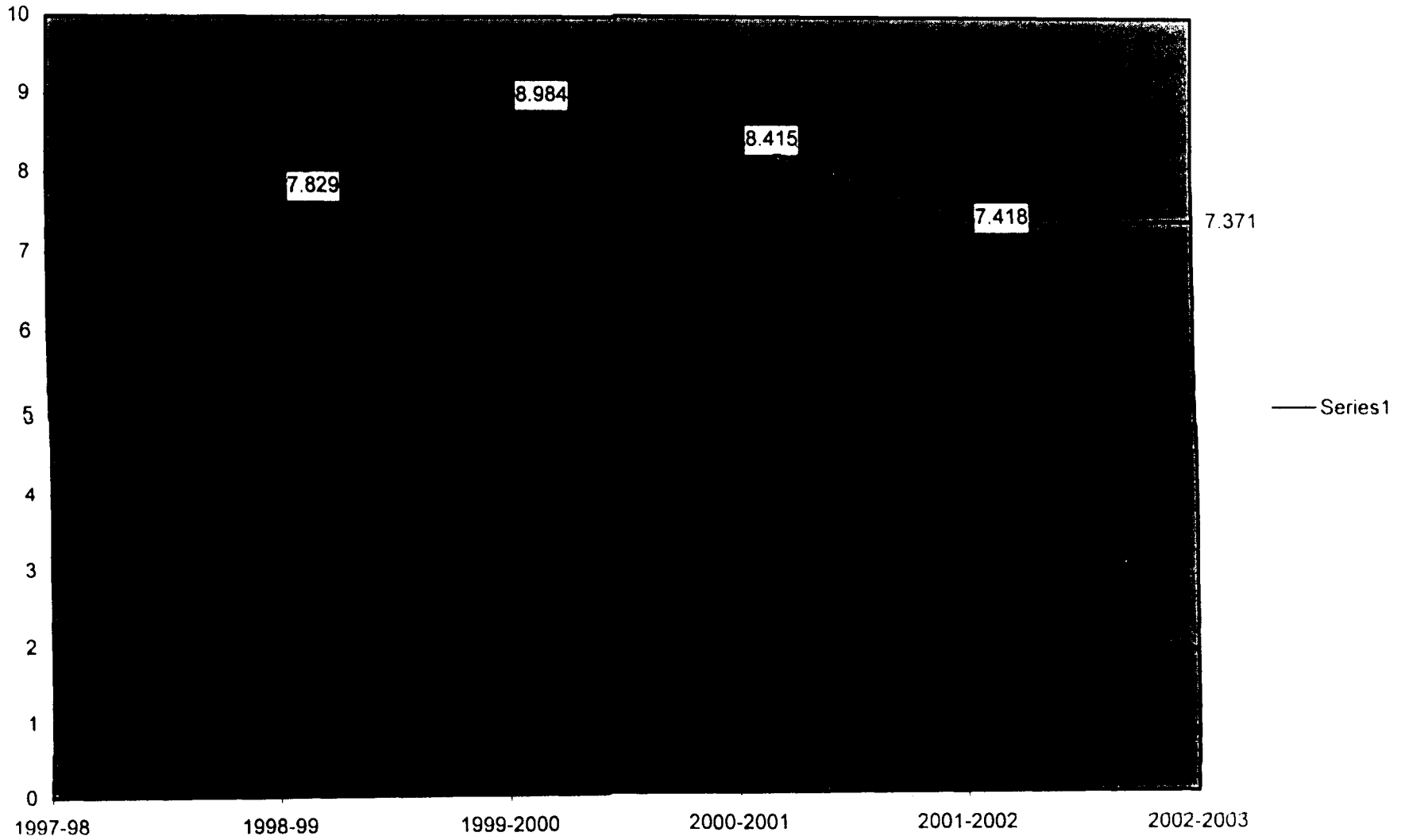
DPEP BUDGET PRIORITIES FOR DIFFERENT COMPONENTS

PRAKASAM DISTRICT



COST ESTIMATES AND BUDGET OUTLAY OF DPEP

PRAKASAM DISTRICT



CHAPTER XI. (1)
NEW SCHOOLS PROPOSED

| Sl. No. | Name of the Mandal | NO. OF SCHOOLLESS HABITATIONS >200/ >300 POPULATION | NO. OF NEW SCHOOL PROPOSED |
|---------|--------------------|---|-------------------------------|
| 1 | ONGOLE | 4 | 1 |
| 2 | TANGUTUR | 1 | 1 |
| 3 | S. N. PADU | 4 | 4 |
| 4 | CHINAGANJAM | 10 | 3 |
| 5 | J. PANGULUR | 1 | 1 |
| 6 | N. G. PADU | 2 | 1 |
| 7 | SANTHAMAGULUR | 4 | 1 |
| 8 | JARUGUMALLI | 8 | 5 |
| 9 | KOTHAPATNAM | 3 | 2 |
| 10 | KORISAPADU | 5 | 2 |
| 11 | ULAVAPADU | 11 | 3 |
| 12 | YEDDANAPUDI | 0 | 0 |
| 13 | ADDANKI | 15 | 9 |
| 14 | PARCHUR | 0 | 0 |
| 15 | INKOLLU | 1 | 1 |
| 16 | MARTUR | 3 | 2 |
| 17 | KARAMCHEDU | 3 | 2 |
| 18 | VETAPALEM | 4 | 3 |
| 19 | CHIRALA | 16 | 7 |
| 20 | BALLIKURAVA | 6 | 3 |
| 21 | GUDLUR | 9 | 5 |
| 22 | LINGASAMUDRAM | 9 | 4 |
| 23 | V. V. PALEM | 13 | 6 |
| 24 | PONNALUR | 10 | 4 |
| 25 | VELIGANDLA | 7 | 3 |
| 26 | KANDUKUR | 19 | 11 |
| 27 | SINGARAYAKONDA | 9 | 5 |
| 28 | P. C. PALLI | 18 | 10 |
| 29 | PAMUR | 25 | 14 |
| 30 | KANIGIRI | 26 | 11 |
| 31 | KONDAPI | 4 | 3 |
| 32 | PODILI | 15 | 10 |
| 33 | TALLUR | 7 | 2 |
| 34 | CHIMAKURTHY | 4 | 3 |
| 35 | MARRIPUDI | 4 | 4 |
| 36 | H. M. PADU | 9 | 5 |
| 37 | C. S. PURAM | 8 | 2 |
| 38 | MADDIPADU | 5 | 2 |
| 39 | GIDDALUR | 5 | 2 |
| 40 | KOMAROLE | 1 | 0 |
| 41 | RACHERLA | 1 | 0 |
| 42 | BESTAVARIPETA | 6 | 3 |
| 43 | CUMBUM | 0 | 0 |
| 44 | ARDHAVEEDU | 2 | 0 |
| 45 | MARKAPUR | 13 | 7 |
| 46 | PEDARAVEEDU | 7 | 4 |
| 47 | DORNALA | 10 | 5 |
| 48 | YERRAGONDAPALEM | 4 | 2 |
| 49 | TRIPURANTAKAM | 6 | 4 |

| | | | |
|----|-----------------------|-----|-----|
| 50 | DONAKONDA | 18 | 6 |
| 51 | KURICHEDU | 12 | 6 |
| 52 | PULLALACHERUVU | 14 | 10 |
| 53 | TARLUPADU | 19 | 7 |
| 54 | MUNDLAMUR | 13 | 9 |
| 55 | DARSI | 13 | 7 |
| 56 | K.K.METLA | 13 | 8 |
| 57 | ONGOLE MUNICIPALITY | 5 | 0 |
| 58 | CHIRALA MUNICIPALITY | 0 | 0 |
| 59 | MARKAPUR MUNICIPALITY | 0 | 0 |
| | TOTAL | 464 | 235 |

 Out of 464 habitations there are 163 SC habitations which have >2 population and 26 ST habitations which have 200 and above population. There are 245 general habitations out of which 230 habitations have > population. 163 SC habitations and 26 ST habitations need new schools. general habitations are to be provided with new schools.

CHAPTER XI (2)

School Buildings Proposed where Schools not Having Buildings

| Sl. No. | Name of the Mandal | No. of Primary Schools with no Buildings ToT | No. of Buildings Proposed TOT |
|---------|--------------------|---|----------------------------------|
| 1 | ONGOLE | 1 | 1 |
| 2 | TANGUTUR | 3 | 2 |
| 3 | S. N. PADU | - | - |
| 4 | CHINAGANJAM | 4 | 3 |
| 5 | J. PANGULUR | 6 | 4 |
| 6 | N. G. PADU | 19 | 8 |
| 7 | SANTHAMAGULUR | 2 | 2 |
| 8 | JARUGUMALLI | 1 | 1 |
| 9 | KOTHAPATNAM | 6 | 6 |
| 10 | KORISAPADU | 7 | 5 |
| 11 | ULAVAPADU | 4 | 3 |
| 12 | YEDDANAPUDI | - | - |
| 13 | ADDANKI | 8 | 8 |
| 14 | PARCHUR | - | - |
| 15 | INKOLLU | 1 | 1 |
| 16 | MARTUR | 4 | 4 |
| 17 | KARAMCHEDU | 2 | 2 |
| 18 | VETAPALEM | 1 | 1 |
| 19 | CHIRALA | 6 | 5 |
| 20 | BALLIKURAVA | 1 | 1 |
| 21 | GUDLUR | 2 | 1 |
| 22 | LINGASAMUDRAM | 6 | 4 |
| 23 | V. V. PALEM | 4 | 2 |
| 24 | PONNALUR | 3 | 2 |
| 25 | VELIGANDLA | 6 | 3 |
| 26 | KANDUKUR | 3 | 2 |
| 27 | SINGARAYAKONDA | 8 | 5 |
| 28 | P. C. PALLI | 12 | 4 |
| 29 | PAMUR | 9 | 5 |
| 30 | KANIGIRI | 30 | 13 |
| 31 | KONDAPI | 3 | 3 |
| 32 | PODILI | 14 | 8 |
| 33 | TALLUR | 3 | 2 |
| 34 | CHIMAKURTHY | 11 | 8 |
| 35 | MARRIPUDI | 5 | 3 |
| 36 | H. M. PADU | 19 | 12 |
| 37 | C. S. PURAM | 4 | 2 |
| 38 | MADDIPADU | 2 | 1 |
| 39 | GIDDALUR | 3 | 2 |
| 40 | KOMAROLE | 1 | 1 |
| 41 | RACHERLA | - | - |
| 42 | BESTAVARIPETA | - | - |
| 43 | CUMBUM | 3 | 2 |
| 44 | ARDHAVEEDU | 4 | 2 |
| 45 | MARKAPUR | 2 | 2 |
| 46 | PEDARAVEEDU | 3 | 1 |
| 47 | DORNALA | 4 | 4 |
| 48 | YERRAGONDAPALEM | 6 | 4 |
| 49 | TRIPURANTAKAM | - | - |

| | | | |
|----|-----------------------|----|---|
| 50 | DONAKONDA | 4 | 2 |
| 51 | KURICHEDU | 2 | 2 |
| 52 | PULLALACHERUVU | 12 | 6 |
| 53 | TARLUPADU | 2 | 2 |
| 54 | MUNDLAMUR | 2 | 2 |
| 55 | DARSI | 1 | 1 |
| 56 | K.K.METLA | 9 | 6 |
| 57 | ONGOLE MUNICIPALITY | 5 | 1 |
| 58 | CHIRALA MUNICIPALITY | 1 | 1 |
| 59 | MARKAPUR MUNICIPALITY | 16 | 6 |

Total

276

184

CHAPTER XI(3)

ADDITIONAL CLASS ROOMS REQUIREMENT - PROPOSAL

| Sl. No. | Name of the Mandal | No. of Addl. class rooms proposed Where high TPR single class room with single teacher | No. of Addl. Class rooms required | Total Addl. Class rooms proposed |
|---------|--------------------|--|-----------------------------------|----------------------------------|
| 1 | ONGOLE | 3 | 3 | 1 |
| 2 | TANGUTUR | 3 | 3 | 1 |
| 3 | S.N.PADU | 3 | 3 | 1 |
| 4 | CHINAGANJAM | 1 | 1 | 1 |
| 5 | J.PANGULUR | 14 | 14 | 4 |
| 6 | N.G.PADU | - | - | - |
| 7 | SANTHAMAGULUR | - | - | - |
| 8 | JARUGUMALLI | 7 | 7 | 3 |
| 9 | KOTHAPATNAM | 7 | 4 | 2 |
| 10 | KORISAPADU | - | - | - |
| 11 | ULAVAPADU | 5 | 7 | 1 |
| 12 | YEDDANAPUDI | 1 | 1 | 1 |
| 13 | ADDANKI | - | - | - |
| 14 | PARCHUR | 2 | 2 | 1 |
| 15 | INKOLLU | 2 | 2 | 1 |
| 16 | MARTUR | - | - | - |
| 17 | KARAMCHEDU | 1 | 1 | 1 |
| 18 | VETAPALEM | - | - | - |
| 19 | CHIRALA | 14 | 14 | 6 |
| 20 | BALLIKURAVA | - | - | - |
| 21 | GUDLUR | 8 | 8 | 2 |
| 22 | LINGASAMUDRAM | 7 | 7 | 4 |
| 23 | V.V.PALEM | 1 | 1 | 1 |
| 24 | PONNALUR | 8 | 8 | 2 |
| 25 | VELIGANDLA | 10 | 48 | 4 |
| 26 | KANDUKUR | 8 | 12 | 2 |
| 27 | SINGARAYAKONDA | 7 | 7 | 1 |
| 28 | P.C.PALLI | 17 | 17 | 2 |
| 29 | PAMUR | 7 | 7 | 1 |
| 30 | KANIGIRI | 21 | 22 | 2 |
| 31 | KONDAPI | 3 | 1 | 1 |
| 32 | PODILI | - | - | - |
| 33 | TALLUR | 9 | 7 | 1 |
| 34 | CHIMAKURTHY | 11 | 11 | 2 |
| 35 | MARRIPUDI | 2 | 2 | - |
| 36 | H.M.PADU | 1 | 1 | - |
| 37 | C.S.PURAM | - | - | - |
| 38 | MADDIPADU | - | - | - |
| 39 | GIDDALUR | 4 | 4 | 1 |
| 40 | KOMAROLE | 3 | 3 | 1 |
| 41 | RACHERLA | 1 | 1 | - |
| 42 | BESTAVARIPETA | - | - | - |
| 43 | CUMBUM | 7 | 7 | - |
| 44 | ARDHAVEEDU | 6 | 6 | 2 |
| 45 | MARKAPUR | 6 | 6 | 2 |
| 46 | PEDARAVEEDU | 1 | 1 | - |
| 47 | DORNALA | 6 | 6 | 2 |
| 48 | YERRAGONDAPALEM | 11 | 28 | 4 |
| 49 | TRIPURANTAKAM | 6 | 6 | 1 |

| | | | | |
|-------|----------------------|-----|-----|----|
| 50 | DONAKONDA | 15 | 15 | 1 |
| 51 | KURICHEDU | 7 | 5 | 1 |
| 52 | PULLALACHERUVU | 8 | 8 | 1 |
| 53 | TARLUPADU | 2 | 2 | 1 |
| 54 | MUNDLAMUR | 8 | 8 | 1 |
| 55 | DARSI | 14 | 14 | 1 |
| 56 | K.K.METLA | 18 | 15 | 1 |
| 57 | ONGOLE MUNICIPLITY | - | - | - |
| 58 | CHIRALA MUNICIPALITY | - | - | - |
| 59 | MARKAPUR MUNIPALITY | - | - | - |
| ----- | | | | |
| | Total | 306 | 356 | 69 |
| ----- | | | | |

CHAPTER XI (4)

NEW TEACHERS FOR NEW PRIMARY SCHOOLS

| Sl. No. | Name of the Mandal | No. of Primary Schools | General | Total SC | No. of ST | Teachers Total |
|---------|--------------------|------------------------|---------|----------|-----------|----------------|
| 1 | ONGOLE | 1 | - | 2 | - | 2 |
| 2 | TANGUTUR | 1 | - | 2 | - | 2 |
| 3 | S. N. PADU | 4 | - | 6 | 2 | 8 |
| 4 | CHINAGANJAM | 3 | 4 | - | 2 | 6 |
| 5 | J. PANGULUR | 1 | - | 2 | - | 2 |
| 6 | N. G. PADU | 1 | 2 | - | - | 2 |
| 7 | SANTHAMAGULUR | 1 | 2 | - | - | 2 |
| 8 | JARUGUMALLI | 5 | 2 | 8 | - | 10 |
| 9 | KOTHAPATNAM | 2 | - | 2 | 2 | 4 |
| 10 | KORISAPADU | 2 | 2 | 2 | - | 4 |
| 11 | ULAVAPADU | 3 | 2 | 2 | 2 | 6 |
| 12 | YEDDANAPUDI | - | - | - | - | - |
| 13 | ADDANKI | 9 | 2 | 12 | 4 | 18 |
| 14 | PARCHUR | - | - | - | - | - |
| 15 | INKOLLU | 1 | 2 | - | - | 2 |
| 16 | MARTUR | 2 | - | 2 | 2 | 4 |
| 17 | KARAMCHEDU | 2 | - | 2 | 2 | 4 |
| 18 | VETAPALEM | 3 | - | 4 | 2 | 6 |
| 19 | CHIRALA | 7 | 4 | 8 | 2 | 14 |
| 20 | BALLIKURAVA | 3 | - | 4 | 2 | 6 |
| 21 | GU DLUR | 5 | - | 8 | 2 | 10 |
| 22 | LINGASAMUDRAM | 4 | 2 | 4 | 2 | 8 |
| 23 | V. V. PALEM | 6 | 2 | 10 | - | 12 |
| 24 | PONNALUR | 4 | 4 | 4 | - | 8 |
| 25 | VELIGANDLA | 3 | - | 6 | - | 6 |
| 26 | KANDUKUR | 11 | 4 | 18 | - | 22 |
| 27 | SINGARAYAKONDA | 5 | 4 | 6 | - | 10 |
| 28 | P. C. PALLI | 10 | 4 | 14 | 2 | 20 |
| 29 | PAMUR | 14 | 4 | 22 | 2 | 28 |
| 30 | KANIGIRI | 11 | 4 | 16 | 2 | 22 |
| 31 | KONDAPI | 3 | 2 | 4 | - | 6 |
| 32 | PODILI | 10 | 4 | 14 | 2 | 20 |
| 33 | TALLUR | 2 | 4 | - | - | 4 |
| 34 | CHIMAKURTHY | 3 | - | 6 | - | 6 |
| 35 | MARRIPUDI | 4 | - | 8 | - | 8 |
| 36 | H. M. PADU | 5 | 2 | 6 | 2 | 10 |
| 37 | C. S. PURAM | 2 | 2 | 2 | - | 4 |
| 38 | MADDIPADU | 2 | 2 | - | 2 | 4 |
| 39 | GIDDALUR | 2 | - | 2 | 2 | 4 |
| 40 | KOMAROLE | - | - | - | - | - |
| 41 | RACHERLA | - | - | - | - | - |
| 42 | BESTAVARIPETA | 3 | 2 | 4 | - | 6 |
| 43 | CUMBUM | - | - | - | - | - |
| 44 | ARDHAVEEDU | - | - | - | - | - |
| 45 | MAEKARPUR | - | - | - | - | - |
| 46 | PADRAVEDU | - | - | - | - | - |
| 47 | DORNALA | 5 | 2 | 8 | - | 10 |
| 48 | YERRAGONDA PALEM | 2 | - | 2 | 2 | 4 |
| 49 | TRIPURANTAKAM | 4 | - | 6 | 2 | 8 |

| | | | | | | |
|----|-------------------------|----|---|----|---|----|
| 50 | DONAKONDA | 6 | 4 | 8 | - | 12 |
| 51 | KURICHEDU | 6 | 2 | 8 | 2 | 12 |
| 52 | PULLALACHERUVU | 10 | 2 | 16 | 2 | 20 |
| 53 | TARLUPADU | 7 | 6 | 8 | - | 14 |
| 54 | MUNDLAMUR | 9 | 4 | 12 | 2 | 18 |
| 55 | DARSI | 7 | 2 | 10 | 2 | 14 |
| 56 | K.K.METLA | 8 | - | 16 | 0 | 16 |
| 57 | ONGOLE MUNICIPALITY - | - | - | - | - | - |
| 58 | CHIRALA MUNICIPALITY - | - | - | - | - | - |
| 59 | MARKAPUR MUNICIPALITY - | - | - | - | - | - |

| | | | | | |
|-------|-----|----|-----|----|-----|
| Total | 235 | 92 | 326 | 52 | 470 |
|-------|-----|----|-----|----|-----|

CHAPTER XI (5)

SUPPORT TO COMMUNITY FOR INCREASING ENROLMENT AND RETENTION PROVIDING
PARA TEACHER FACILITIES

| Sl. No. | Name of the Mandal | Para Teacher required | | | | Para Teacher Proposed | | | |
|---------|--------------------|-----------------------|----|-------|-------|-----------------------|----|-------|-------|
| | | SC | ST | Genl. | Total | SC | ST | Genl. | Total |
| 1 | ONGOLE | 2 | 2 | 7 | 11 | 1 | 1 | 3 | 5 |
| 2 | TANGUTUR | 3 | 1 | 10 | 14 | 1 | - | 5 | 6 |
| 3 | S. N. PADU | - | - | - | - | - | - | - | - |
| 4 | CHINAGANJAM | 6 | 3 | 17 | 26 | 3 | 1 | 6 | 10 |
| 5 | J. PANGULUR | 6 | 2 | 31 | 39 | 3 | - | 14 | 17 |
| 6 | N. G. PADU | 3 | - | 10 | 13 | 1 | - | 4 | 5 |
| 7 | SANTHAMAGULUR | 4 | - | 8 | 12 | 1 | - | 4 | 5 |
| 8 | JARUGUMALLI | 4 | 3 | 9 | 16 | 2 | 1 | 4 | 7 |
| 9 | KOTHAPATNAM | 8 | 4 | 19 | 31 | 2 | 1 | 10 | 13 |
| 10 | KORISAPADU | 10 | - | 29 | 39 | 2 | - | 12 | 14 |
| 11 | ULAVAPADU | 15 | 6 | 17 | 38 | 4 | 1 | 9 | 14 |
| 12 | YEDDANAPUDI | 2 | - | 5 | 7 | 1 | - | 2 | 3 |
| 13 | ADDANKI | 8 | 2 | 22 | 32 | 3 | 1 | 12 | 16 |
| 14 | PARCHUR | 1 | 1 | 3 | 5 | - | - | 2 | 2 |
| 15 | INKOLLU | 6 | 3 | 9 | 18 | 2 | 1 | 6 | 9 |
| 16 | MARTUR | 12 | 4 | 25 | 41 | 2 | 1 | 17 | 20 |
| 17 | KARAMCHEDU | 2 | - | 7 | 9 | 1 | - | 3 | 4 |
| 18 | VETAPALEM | 6 | 3 | 9 | 18 | 2 | 1 | 4 | 7 |
| 19 | CHIRALA | 15 | 8 | 38 | 61 | 3 | 2 | 26 | 31 |
| 20 | BALLIKURAVA | 19 | 6 | 30 | 55 | 3 | 2 | 22 | 27 |
| 21 | GUDLUR | 8 | - | 20 | 28 | 3 | - | 7 | 10 |
| 22 | LINGASAMUDRAM | 14 | 6 | 43 | 63 | 3 | 2 | 25 | 30 |
| 23 | V. V. PALEM | 16 | 4 | 21 | 41 | 2 | 1 | 18 | 21 |
| 24 | PONNALUR | 6 | 4 | 13 | 23 | 1 | 1 | 8 | 10 |
| 25 | VELIGANDLA | 12 | 4 | 16 | 32 | 2 | 2 | 16 | 20 |
| 26 | KANDURUR | 13 | 8 | 27 | 48 | 2 | 1 | 17 | 20 |
| 27 | SINGARAYAKONDA | 26 | 8 | 18 | 42 | 2 | 2 | 15 | 19 |
| 28 | P. C. PALLI | 20 | 11 | 30 | 61 | 3 | 2 | 23 | 28 |
| 29 | PAMUR | 14 | 10 | 36 | 60 | 2 | 2 | 22 | 26 |
| 30 | KANIGIRI | 20 | 8 | 55 | 83 | 3 | 2 | 35 | 40 |
| 31 | KONDAPI | 16 | 3 | 12 | 31 | 3 | 1 | 10 | 14 |
| 32 | PODILI | 16 | 3 | 15 | 34 | 3 | 2 | 10 | 15 |
| 33 | TALLUR | 20 | 3 | 26 | 49 | 3 | 1 | 16 | 20 |
| 34 | CHIMAKURTHY | 12 | 4 | 32 | 48 | 4 | 1 | 15 | 20 |
| 35 | MARRIPUDI | 10 | 2 | 18 | 30 | 3 | 1 | 6 | 10 |
| 36 | H. M. PADU | 13 | - | 23 | 36 | 3 | - | 12 | 15 |
| 37 | C. S. PURAM | 10 | 3 | 26 | 39 | 4 | 1 | 10 | 15 |
| 38 | MADDIPADU | 9 | - | 12 | 21 | 3 | - | 5 | 8 |
| 39 | GIDDALUR | 15 | - | 26 | 41 | 3 | - | 11 | 14 |
| 40 | KOMAROLE | 3 | - | 11 | 14 | 2 | - | 5 | 7 |
| 41 | RACHERLA | 2 | - | 7 | 9 | 1 | - | 3 | 4 |
| 42 | BESTAVARIPETA | 7 | - | 34 | 41 | 3 | - | 12 | 15 |
| 43 | CUMBUM | - | - | 4 | 4 | - | - | 2 | 2 |
| 44 | ARDHAVEEDU | 15 | 3 | 25 | 43 | 2 | 1 | 15 | 18 |
| 45 | MARKAPUR | 14 | - | 26 | 40 | 3 | - | 12 | 15 |
| 46 | PEDARAVEEDU | 18 | 6 | 24 | 48 | 3 | 2 | 17 | 22 |
| 47 | DORNALA | 12 | 8 | 16 | 36 | 3 | 2 | 14 | 19 |
| 48 | YERRAGONDAPALEM | 15 | 9 | 32 | 56 | 4 | 2 | 16 | 24 |
| 49 | TRIPURANTAKAM | 18 | 9 | 38 | 65 | 6 | 2 | 20 | 28 |

| | | | | | | | | | |
|----|-----------------------|----|---|----|-----|----|---|----|----|
| 50 | DONAKONDA | 12 | 2 | 16 | 30 | 3 | 1 | 12 | 16 |
| 51 | KURICHEDU | 9 | 2 | 21 | 32 | 3 | 1 | 9 | 13 |
| 52 | PULLALACHERUVU | 15 | 8 | 20 | 43 | 3 | 2 | 16 | 21 |
| 53 | TARLUPADU | 8 | - | 20 | 28 | 4 | - | 10 | 14 |
| 54 | MUNDLAMUR | 15 | - | 35 | 50 | 6 | - | 20 | 26 |
| 55 | DARSI | 30 | 5 | 70 | 105 | 10 | 2 | 40 | 52 |
| 56 | K.K.METLA | 15 | 2 | 39 | 56 | 8 | - | 17 | 25 |
| 57 | ONGOLE MUNICIPALITY | - | - | - | - | - | - | - | - |
| 58 | CHIRALA MUNICIPALITY | - | - | - | - | - | - | - | - |
| 59 | MARKAPUR MUNICIPALITY | - | - | - | - | - | - | - | - |

| | | | | | | | | | |
|-------|--|-----|-----|------|------|-----|----|-----|-----|
| Total | | 600 | 183 | 1212 | 1995 | 150 | 50 | 691 | 891 |
|-------|--|-----|-----|------|------|-----|----|-----|-----|

CHAPTER XI (6)

Early Child Education Centres

| Sl. No. | Name of the Mandal | No. of ECE Centres Proposed | | | |
|---------|--------------------|-----------------------------|------|---------|-------|
| | | S.C. | S.T. | General | Total |
| 1 | ONGOLE | 1 | 1 | 3 | 5 |
| 2 | TANGUTUR | 1 | 1 | 3 | 5 |
| 3 | S. N. PADU | 2 | 1 | 2 | 5 |
| 4 | CHINAGANJAM | 3 | 1 | 4 | 8 |
| 5 | J. PANGULUR | 2 | 1 | 5 | 8 |
| 6 | N. G. PADU | 2 | 1 | 5 | 8 |
| 7 | SANTHAMAGULUR | 1 | 1 | 3 | 5 |
| 8 | JARUGUMALLI | 1 | 1 | 3 | 5 |
| 9 | KOTHAPATNAM | 1 | 1 | 4 | 6 |
| 10 | KORISAPADU | 1 | 1 | 3 | 5 |
| 11 | ULAVAPADU | 2 | 2 | 4 | 8 |
| 12 | YEDDANAPUDI | 1 | 1 | 3 | 5 |
| 13 | ADDANKI | 2 | 1 | 3 | 6 |
| 14 | PARCHUR | 1 | 1 | 2 | 4 |
| 15 | INKOLLU | 2 | - | 3 | 5 |
| 16 | MARTUR | 2 | - | 4 | 6 |
| 17 | KARAMCHEDU | 1 | - | 3 | 4 |
| 18 | VETAPALEM | 1 | - | 2 | 3 |
| 19 | CHIRALA | 1 | - | 3 | 4 |
| 20 | BALLIKURAVA | 1 | 1 | 4 | 6 |
| 21 | GUDLUR | 1 | 1 | 4 | 6 |
| 22 | LINGASAMUDRAM | 1 | - | 3 | 4 |
| 23 | V. V. PALEM | 1 | - | 3 | 4 |
| 24 | PONNALUR | 1 | - | 3 | 4 |
| 25 | VELIGANDLA | - | - | 4 | 4 |
| 26 | KANDUKUR | 2 | - | 4 | 6 |
| 27 | SINGARAYAKONDA | 1 | 1 | 2 | 4 |
| 28 | P. C. PALLI | 1 | 1 | 3 | 5 |
| 29 | PAMUR | 2 | 1 | 3 | 6 |
| 30 | KANIGIRI | 2 | 1 | 5 | 8 |
| 31 | KONDAPI | 1 | 1 | 3 | 5 |
| 32 | PODILI | 2 | - | 4 | 6 |
| 33 | TALLUR | 2 | 1 | 3 | 6 |
| 34 | CHIMAKURTHY | 2 | 1 | 2 | 5 |
| 35 | MARRIPUDI | - | - | 1 | 1 |
| 36 | H. M. PADU | 2 | 2 | 2 | 6 |
| 37 | C. S. PURAM | 1 | - | 5 | 6 |
| 38 | MADDIPADU | 1 | 1 | 4 | 6 |
| 39 | GIDDALUR | 1 | 1 | 3 | 5 |
| 40 | KOMAROLE | 1 | 1 | 3 | 5 |
| 41 | RACHERLA | 2 | 1 | 3 | 6 |
| 42 | BESTAVARIPETA | 1 | 1 | 3 | 5 |
| 43 | CUMBUM | 1 | 1 | 3 | 5 |
| 44 | ARDHAVEEDU | 1 | 1 | 3 | 5 |
| 45 | MARKAPUR | 2 | 1 | 3 | 6 |
| 46 | PEDARAVEEDU | 1 | 1 | 2 | 4 |
| 47 | DORNALA | 1 | - | 3 | 4 |
| 48 | YERRAGONDAPALEM | 1 | 3 | 6 | 10 |
| 49 | TRIPURANTAKAM | 1 | - | 3 | 4 |

| | | | | | |
|----|-----------------------|---|---|---|---|
| 50 | DONAKONDA | 1 | 1 | 7 | 9 |
| 51 | KURICHEDU | 2 | 1 | 3 | 6 |
| 52 | PULLALACHERUVU | 1 | 1 | 3 | 5 |
| 53 | TARLUPADU | 1 | - | 3 | 4 |
| 54 | MUNDLAMUR | 1 | - | 3 | 4 |
| 55 | DARSI | 2 | - | 3 | 5 |
| 56 | K.K.METLA | 1 | - | 2 | 3 |
| 57 | ONGOLE MUNICIPALITY | 1 | - | 7 | 8 |
| 58 | CHIRALA MUNICIPALITY | 2 | - | 6 | 8 |
| 59 | MARKAPUR MUNICIPALITY | 1 | 1 | 4 | 6 |

Total

78

42

200

320

CHAPTER XI (7)

ALTERNATIVE SCHOOLING
ALTERNATIVE SCHOOLS PROPOSED

| SL.NO | NAME OF THE MANDAL | NO.OF HABITATIONS HAVING SYSTEM OF SCHOOLS | NO.OF ALTERNATIVE SYSTEM OF SCHOOLS PROPOSED | | |
|-------|--------------------|--|--|----|-----|
| | | | SC | ST | GEN |
| 1 | ONGOLE | - | - | - | - |
| 2 | TANGUTUR | - | - | - | - |
| 3 | SN PADU | 6 | - | - | - |
| 4 | CHINAGANJAM | 10 | 1 | - | 1 |
| 5 | J PANGULUR | 12 | 1 | - | 2 |
| 6 | NG PADU | 8 | 1 | - | 1 |
| 7 | SANTHAMAGULUR | 9 | 2 | - | 1 |
| 8 | JARUGUMALLI | - | - | - | - |
| 9 | KOTHAPATNAM | 8 | - | - | - |
| 10 | KORISAPADU | 8 | - | - | - |
| 11 | ULAVAPADU | 5 | - | - | - |
| 12 | YEDDANAPUDI | 8 | - | - | - |
| 13 | ADDANKI | 10 | 2 | - | - |
| 14 | PARCHUR | 8 | 1 | - | 1 |
| 15 | INKOLLU | 10 | 2 | - | 2 |
| 16 | MARTURU | 6 | 1 | - | 1 |
| 17 | KARAMCHEDU | 7 | 1 | - | 1 |
| 18 | VETAPALEM | 10 | 1 | - | 1 |
| 19 | CHIRALA | - | - | - | - |
| 20 | BALLIKURAVA | 6 | 1 | - | 1 |
| 21 | GUDLURU | 10 | 1 | - | 1 |
| 22 | LINGASAMUDRAM | 12 | 1 | - | 1 |

| | | HAVING SYSTEM OF SCHOOLS | SYSTEM OF SCHOOLS PROPOSED | | |
|----|----------------|--------------------------------|-------------------------------|----|-----|
| | | | SC | ST | GEN |
| 23 | VV PALEM | 10 | 1 | - | 1 |
| 24 | PONNALURU | - | - | - | - |
| 25 | VELIGANDLA | 10 | 1 | - | 1 |
| 26 | KANDUKURU | 10 | 1 | - | 1 |
| 27 | SINGARAYAKONDA | 8 | 1 | - | - |
| 28 | PC PALLI | 9 | 1 | - | - |
| 29 | PAMURU | - | - | - | - |
| 30 | KANIGIRI | 12 | 3 | - | 1 |
| 31 | KONDAPI | 10 | 1 | - | 1 |
| 32 | PODILI | 12 | 1 | - | 1 |
| 33 | TALLURU | 12 | 1 | - | 1 |
| 34 | CHIMAKURTHI | 10 | 1 | - | 1 |
| 35 | MARRIPUDI | 6 | - | - | - |
| 36 | HM PADU | 8 | - | - | - |
| 37 | CS PURAM | 12 | - | - | - |
| 38 | MADDIPADU | 8 | - | - | - |
| 39 | GIDDALURU | 10 | - | - | - |
| 40 | KOMAROLU | 10 | - | - | - |
| 41 | RACHARLU | 6 | - | - | - |
| 42 | B PETA | 8 | - | - | - |
| 43 | CUMBUM | - | - | - | - |
| 44 | ARDHAVEEDU | 12 | - | - | - |
| 45 | MARKAPUR | 10 | - | - | - |

| | | | | | |
|----|----------------|----|---|---|---|
| | | | 1 | 1 | 1 |
| 46 | PEDDARAVEEDU | 10 | 1 | 1 | 1 |
| 47 | DORNAL | 10 | - | - | - |
| 48 | Y PALEM | - | - | - | - |
| 49 | TRIPURANTHAKAM | 10 | - | - | - |
| 50 | DONAKONDA | 8 | - | - | - |
| 51 | KURICHEDU | 6 | - | - | - |
| 52 | P CHERUVU | 12 | - | - | - |
| 53 | THARLUPADU | 6 | - | - | - |
| 54 | MUNDLAMURU | 8 | - | - | - |
| 55 | DARSI | 7 | - | - | - |
| 56 | KK METTA | 6 | - | - | - |
| 57 | ONGOLE (MPL) | - | - | - | - |
| 58 | CHIRALA (MPL) | - | - | - | - |
| 59 | MARKAPUR (MPL) | - | - | - | - |

| | | | | |
|-------|-----|----|---|----|
| TOTAL | 428 | 30 | 2 | 24 |
|-------|-----|----|---|----|

INTRODUCTION

TABLE - I
DEMOGRAPHIC PROFILE OF PRAKASAM DISTRICT

| Sl. No. | Name of the Mandal | 1 K.M. away from main road | Not Errectified | Cut off Seasonally |
|---------|--------------------|----------------------------|-----------------|--------------------|
| 1 | ONGOLE | 13 | 0 | 3 |
| 2 | TANGUTUR | 9 | 0 | 0 |
| 3 | S.N.PADU | 2 | 0 | 0 |
| 4 | CHINAGANJAM | 26 | 2 | 4 |
| 5 | J.PANGULUR | 0 | 0 | 0 |
| 6 | N.G.PADU | 14 | 0 | 23 |
| 7 | SANTHAMAGULUR | 0 | 0 | 0 |
| 8 | JARUGUMALLI | 3 | 0 | 0 |
| 9 | KOTHAPATNAM | 14 | 0 | 0 |
| 10 | KORISAPADU | 1 | 1 | 2 |
| 11 | ULAVAPADU | 0 | 0 | 0 |
| 12 | YEDDANAPUDI | 8 | 0 | 3 |
| 13 | ADDANKI | 27 | 0 | 0 |
| 14 | PARCHUR | 7 | 0 | 5 |
| 15 | INKOLLU | 6 | 1 | 7 |
| 16 | MARTUR | 13 | 0 | 0 |
| 17 | KARAMCHEDU | 13 | 0 | 2 |
| 18 | VETAPALEM | 14 | 2 | 5 |
| 19 | CHIRALA | 0 | 0 | 0 |
| 20 | BALLIKURAVA | 10 | 3 | 0 |
| 21 | GUDLUR | 15 | 0 | 14 |
| 22 | LINGASAMUDRAM | 9 | 0 | 0 |
| 23 | V.V.PALEM | 0 | 0 | 0 |
| 24 | PONNALUR | 20 | 2 | 13 |
| 25 | VELIGANDLA | 9 | 26 | 4 |
| 26 | KANDUKUR | 34 | 2 | 28 |
| 27 | SINGARAYAKONDA | 5 | 0 | 4 |
| 28 | P.C.PALLI | 40 | 0 | 13 |
| 29 | PAMUR | 27 | 0 | 2 |
| 30 | KANIGIRI | 60 | 0 | 20 |
| 31 | KONDAPI | 6 | 1 | 8 |
| 32 | PODILI | 34 | 1 | 16 |
| 33 | TALLUR | 15 | 0 | 0 |
| 34 | CHIMAKURTHY | 40 | 0 | 5 |
| 35 | MARRIPUDI | 26 | 0 | 3 |
| 36 | H.M.PADU | 25 | 0 | 5 |
| 37 | C.S.PURAM | 9 | 0 | 17 |
| 38 | MADDIPADU | 0 | 0 | 0 |
| 39 | GIDDALUR | 21 | 0 | 5 |
| 40 | KOMAROLE | 25 | 3 | 10 |
| 41 | RACHERLA | 6 | 0 | 0 |
| 42 | BESTAVARIPETA | 28 | 4 | 0 |
| 43 | CUMBUM | 0 | 0 | 0 |
| 44 | ARDHAVEEDU | 8 | 0 | 0 |
| 45 | MARKAPUR | 21 | 0 | 0 |
| 46 | PEDARAVEEDU | 18 | 2 | 8 |
| 47 | DORNALA | 18 | 4 | 0 |
| 48 | YERRAGONDAPALEM | 14 | 0 | 0 |
| 49 | TRIPURANTAKAM | 32 | 0 | 0 |
| 50 | DONAKONDA | 11 | 4 | 3 |

| Sl. No. | Name of the Mandal | 1 K.M. away from main road | Not Errectified | Cut off Seasonally |
|---------|-----------------------|----------------------------|-----------------|--------------------|
| 51 | KURICHEDU | 25 | 6 | 5 |
| 52 | PULLALACHERUVU | 12 | 2 | 0 |
| 53 | TARLUPADU | 11 | 2 | 12 |
| 54 | MUNDLAMUR | | | |
| 55 | DARSI | 9 | 0 | 0 |
| 56 | K.K.METLA | 46 | 3 | 14 |
| 57 | ONGOLE MUNICIPALITY | -- | - | -- |
| 58 | CHIRALA MUNICIPALITY | -- | - | -- |
| 59 | MARKAPUR MUNICIPALITY | -- | - | -- |
| TOTAL | | 859 | 71 | 263 |

INTRODUCTION

T A B L E - I

HIGH LOW LITERACY RATE BOTH GENARAL & FEMALE

 MANDALS WITH LOW LITERACY RATE
 (Less than National Literacy Rate)

 MANDALS WITH HIGH LITERACY RATE
 (More than National Literacy Rate)

1. S.N. PADU
2. CHINNAGANJAM
3. SANTHAMAGULUR
4. JARUGUMALLI
5. KOTHAPATNAM
6. ULAVAPADU
7. ADDANKI
8. VETAPALEM
9. BALLIKURAVA
10. GUDLURU
11. LINGASAMUDRAM
12. V. V. PALEM
13. PONNALUR
14. VELIGANDLA
15. SINGARAYA KONDA
16. P. C. PALLI
17. PAMUR
18. KANIGIRI
19. KONDAPI
20. PUDILI
21. TALLURU
22. CHIMAKURTHI
23. MURRIPUDI
24. H. M. PADU
25. C. S. PURAM
26. MADDIAPADU
27. ARDAVEEDU
28. MARKAPUR
29. PEDARAVEEDU
30. DORNALA
31. Y. PALEM
32. TRIPURANTAKAM
33. DONAKONDA

1. ONGOLE
2. TANGUTUR
3. J. PANGULUR
4. N. G. PADU
5. KORISAPADU
6. YEDDANAPUDI
7. PARCHUR
8. INKOLLU
9. MARTUR
10. KARAMCHEDU
11. CHIRALA
12. KANDUKUR
13. GIDDALUR
14. KOMAROLE
15. RACHARLA
16. B. PETA
17. CUMBAM

MANDALS WITH LOW FEMALE LITERACY
RATE (less than National Female
Literacy Rate)

MADALS WITH HIGH FEMALE
LITERACY RATE (MNFLR)

1. S.N. PADU
2. CHINAGANJAM
3. SANTHAMAGULUR
4. JARUGUMALLI
5. ULAVAPADU
6. ADDANKI
7. BALLIKURAVA
8. GUDLURU
9. LINGASAMUDRAM
10. V.V. PALEM
11. VELIGENDLA
12. P.C. PALLI
13. PAMUR
14. PODILI
15. TALLUR
16. CHIMAKURTHI
17. MARRIPUDI
18. C.S. PURAM
19. MADDIPADU
20. KOMAROLE
21. ARDAVEEDU
22. MARKAPUR
23. PEDDARAVEEDU
24. DORNALA
25. Y. PALEM
26. TRIPURANTAKAM
27. DONAKONDA
28. KURICHEEDU
29. PULLACHERVU
30. TARLUPADU
31. MUNDLAMUDU
32. DARSI
33. K.K. MUTLA

1. ONGOLE
2. TANGUTUR
3. J. PANGALURU
4. N.G. PADU
5. KOTHAPATNAM
6. KORISEPADU
7. YEDDANAPUDI
8. PARCHUR
9. INKOLLU
10. MARTUR
11. KARAMCHEDU
12. VETAPALEM
13. CHIRALA
14. PONNALUR
15. KANDUDUR
16. SINGARAYAKONDA
17. KANIGIRI
18. KONDAPI
19. H.M. PADU
20. GIDDALUR
21. RACHARLA
22. P. PETA
23. CUMMAM

CHAPTER - III
EDUCATIONAL SCENARIO
T A B L E - 1

AGE COMPOSITION OF CHILDREN IN THE DISTRICT

| Sl. No. | Name of the Mandal | A L L | | | | | |
|---------|--------------------|-------------|-------|-------|-------------|-------|-------|
| | | 0 - 2 Years | | | 3 - 5 Years | | |
| | | Boys | Girls | Total | Boys | Girls | Total |
| 1 | ONGOLE | 878 | 930 | 1808 | 1416 | 1443 | 2859 |
| 2 | TANGUTUR | 859 | 879 | 1738 | 1464 | 1426 | 2890 |
| 3 | S. N. PADU | 1723 | 812 | 2535 | 1450 | 1277 | 2727 |
| 4 | CHINAGANJAM | 713 | 632 | 1345 | 1102 | 1029 | 2131 |
| 5 | J. PANGULUR | 662 | 730 | 1392 | 1190 | 1151 | 2341 |
| 6 | N. G. PADU | 1034 | 974 | 2008 | 1626 | 1610 | 3236 |
| 7 | SANTHAMAGULUR | 1134 | 1070 | 2204 | 1833 | 1787 | 3620 |
| 8 | JARUGUMALLI | 1110 | 1101 | 2211 | 757 | 658 | 1415 |
| 9 | KOTHAPATNAM | 1260 | 1191 | 2451 | 854 | 847 | 1701 |
| 10 | KORISAPADU | 599 | 621 | 1220 | 949 | 922 | 1871 |
| 11 | ULAVAPADU | 1011 | 927 | 1938 | 1511 | 1401 | 2912 |
| 12 | YEDDANAPUDI | 375 | 403 | 778 | 676 | 588 | 1264 |
| 13 | ADDANKI | 1080 | 1065 | 2145 | 1820 | 1798 | 3618 |
| 14 | PARCHUR | 668 | 664 | 1332 | 1358 | 1241 | 2599 |
| 15 | INKOLLU | 645 | 603 | 1248 | 1084 | 1058 | 2142 |
| 16 | MARTUR | 958 | 988 | 1946 | 1789 | 1695 | 3484 |
| 17 | KARAMCHEDU | 575 | 516 | 1091 | 896 | 852 | 1748 |
| 18 | VETAPALEM | 751 | 697 | 1448 | 1239 | 1242 | 2481 |
| 19 | CHIRALA | 1197 | 1119 | 2316 | 2110 | 1977 | 4087 |
| 20 | BALLIKURAVA | 840 | 862 | 1702 | 1536 | 1581 | 3117 |
| 21 | GUDDLUR | 700 | 650 | 1350 | 1398 | 1316 | 2714 |
| 22 | LINGASANUDRAM | 4199 | 4048 | 8247 | 1061 | 1108 | 2169 |
| 23 | V. V. PALEM | 611 | 578 | 1189 | 1149 | 1165 | 2314 |
| 24 | PONNALUR | 698 | 652 | 1350 | 1196 | 1165 | 2361 |
| 25 | VELIGANDLA | 774 | 724 | 1498 | 1284 | 1162 | 2442 |
| 26 | KANDUKUR | 1132 | 1118 | 2250 | 2080 | 1914 | 3994 |
| 27 | SINGARAYAKONDA | 937 | 868 | 1805 | 1137 | 1464 | 2901 |
| 28 | P. C. PALLI | 669 | 639 | 1308 | 1071 | 1009 | 2080 |
| 29 | PAMUR | 403 | 438 | 841 | 742 | 726 | 1468 |
| 30 | KANIGIRI | 1428 | 1364 | 2792 | 2490 | 2310 | 4800 |
| 31 | KONDAPI | 703 | 661 | 1364 | 1278 | 1168 | 2446 |
| 32 | PODILI | 1100 | 1002 | 2102 | 1536 | 1475 | 3011 |
| 33 | TALLUR | 696 | 685 | 1381 | 1455 | 1379 | 2834 |
| 34 | CHIMAKURTHY | 1086 | 1106 | 2192 | 1888 | 1880 | 3768 |
| 35 | MARRIPUDI | 696 | 645 | 1341 | 1209 | 1198 | 2407 |
| 36 | H. M. PADU | 716 | 644 | 1360 | 1059 | 1057 | 2116 |
| 37 | C. S. PURAM | 624 | 567 | 1191 | 1124 | 1094 | 2218 |
| 38 | MADDIPADU | 711 | 704 | 1415 | 1203 | 1064 | 2267 |
| 39 | GIDDALUR | 1269 | 1107 | 2376 | 1973 | 1838 | 3811 |
| 40 | KOMAROLE | 663 | 646 | 1309 | 997 | 945 | 1942 |
| 41 | RACHERLA | 615 | 585 | 1200 | 955 | 903 | 1858 |
| 42 | BESTAVARIPETA | 774 | 739 | 1513 | 1389 | 1286 | 2675 |
| 43 | CUMBUM | 803 | 688 | 1491 | 1178 | 1061 | 2239 |
| 44 | ARDHAVEEDU | 690 | 609 | 1299 | 1225 | 1193 | 2418 |
| 45 | MARKAPUR | 980 | 1011 | 1991 | 1551 | 1419 | 2970 |
| 46 | PEDARAVEEDU | 811 | 750 | 1561 | 1518 | 1611 | 3129 |
| 47 | DORNALA | 957 | 933 | 1890 | 1317 | 1231 | 2548 |
| 48 | YERRAGONDAPALEM | 1141 | 1135 | 2276 | 1847 | 1949 | 3796 |
| 49 | TRIPURANTAKAM | 1007 | 932 | 1939 | 1857 | 1724 | 3581 |

A L L

| Sl. No. | Name of the Mandal | 0 - 2 Years | | | 3 - 5 Years | | |
|-----------|--------------------------|-------------|-----------|--------|-------------|-------|--------|
| | | Boys | Girls | Total | Boys | Girls | Total |
| | | 50 | DONAKONDA | 647 | 617 | 1264 | 1075 |
| 51 | KURICHEDU | 699 | 739 | 1438 | 1163 | 1242 | 2405 |
| 52 | PULLALACHERUVU | 1052 | 895 | 1947 | 1709 | 1604 | 3313 |
| 53 | TARLUPADU | 617 | 601 | 1218 | 1111 | 1089 | 2200 |
| 54 | MUNDLAMUR | 895 | 923 | 1818 | 1680 | 1610 | 3290 |
| 55 | DARSI | 1306 | 1258 | 2564 | 2421 | 2825 | 4746 |
| 56 | K.K.METLA | 995 | 943 | 1938 | 1591 | 1559 | 3150 |
| 57 | ONGOLE | 478 | 503 | 981 | 960 | 981 | 1941 |
| 58 | CHIRALA MUNICIPALITY | 387 | 349 | 736 | 717 | 693 | 1410 |
| 59 | MARKAPUR MUNICIPALITY | 585 | 555 | 1140 | 926 | 832 | 1758 |
| T O T A L | | 53326 | 50393 | 103719 | 79184 | 77206 | 156390 |

T A B L E - 2

| Sl. No. | Name of the Mandal | A L L | | | | | | | | |
|---------|--------------------|-------------|-------|-------|--------------|-------|-------|------------|-------|-------|
| | | 6 - 7 Years | | | 8 - 11 Years | | | 12-14Years | | |
| | | Boys | Girls | Total | Boys | Girls | Total | Boys | Girls | Total |
| 1 | ONGOLE | 1486 | 1656 | 3142 | 2435 | 2350 | 4785 | 1179 | 1230 | 2409 |
| 2 | TANGUTUR | 1479 | 1388 | 2867 | 2464 | 2326 | 4790 | 1745 | 1281 | 3026 |
| 3 | S.N. PADU | 1405 | 1220 | 2625 | 2291 | 2196 | 4487 | 1359 | 1200 | 2559 |
| 4 | CHINAGANJAM | 1122 | 1090 | 2212 | 2209 | 1364 | 4173 | 899 | 765 | 1668 |
| 5 | J. PANGULUR | 1174 | 1168 | 2342 | 2007 | 1852 | 3859 | 1096 | 969 | 2065 |
| 6 | N.G. PADU | 1654 | 1538 | 3192 | 2956 | 2780 | 5736 | 1791 | 1433 | 3224 |
| 7 | SANTHAMAGULUR | 1668 | 1561 | 3229 | 2570 | 2282 | 4852 | 1194 | 995 | 2193 |
| 8 | JARUGUMALLI | 1229 | 1076 | 2305 | 1733 | 1512 | 3245 | 862 | 708 | 1570 |
| 9 | KOTHAPATNAM | 1568 | 1481 | 3049 | 2231 | 2069 | 4300 | 1130 | 931 | 2061 |
| 10 | KORISAPADU | 1075 | 1013 | 2088 | 1750 | 1648 | 3398 | 1034 | 791 | 1825 |
| 11 | ULAVAPADU | 1566 | 1545 | 3111 | 2380 | 2056 | 4442 | 1115 | 959 | 2074 |
| 12 | YEDDANAPUDI | 558 | 606 | 1164 | 997 | 1056 | 2053 | 762 | 658 | 1420 |
| 13 | ADDANKI | 1835 | 1672 | 3507 | 3137 | 2951 | 6088 | 1643 | 1431 | 3074 |
| 14 | PARCHUR | 1303 | 1164 | 2467 | 2290 | 2300 | 4590 | 1472 | 1291 | 2763 |
| 15 | INKOLLU | 1176 | 1139 | 2315 | 1986 | 1840 | 3826 | 1191 | 1057 | 2248 |
| 16 | MARTUR | 1633 | 1580 | 3213 | 2815 | 2733 | 5548 | 1502 | 1209 | 2711 |
| 17 | KARAMCHEDU | 890 | 855 | 1745 | 1452 | 1362 | 2814 | 935 | 749 | 1684 |
| 18 | VETAPALEM | 1491 | 1436 | 2927 | 2239 | 2443 | 4682 | 1132 | 1030 | 2162 |
| 19 | CHIRALA | 1982 | 1848 | 3830 | 3296 | 2976 | 6272 | 1821 | 1581 | 3402 |
| 20 | BALLIKURAVA | 1715 | 1508 | 3223 | 2442 | 2063 | 4005 | 1207 | 965 | 2172 |
| 21 | GUDLUR | 1408 | 1344 | 2752 | 2055 | 1874 | 3929 | 1032 | 872 | 1904 |
| 22 | LINGASAMUDRAM | 1061 | 1020 | 2081 | 1578 | 1429 | 3007 | 711 | 565 | 1280 |
| 23 | V.V. PALEM | 1161 | 1087 | 2248 | 1816 | 1606 | 3422 | 969 | 748 | 1717 |
| 24 | PONNALUR | 1163 | 1149 | 2312 | 1986 | 1782 | 3768 | 1015 | 826 | 1841 |
| 25 | VELIGANDLA | 1454 | 1246 | 2700 | 1870 | 1658 | 3528 | 1003 | 839 | 1842 |
| 26 | KANDUKUR | 2103 | 1891 | 3994 | 3444 | 3366 | 6810 | 1843 | 1753 | 3596 |
| 27 | SINGARAYAKONDA | 1656 | 1633 | 3289 | 2432 | 2249 | 4681 | 1366 | 1139 | 2505 |
| 28 | P.C. PALLI | 1154 | 1039 | 2193 | 1614 | 1587 | 3201 | 892 | 686 | 1578 |
| 29 | PAMUR | 800 | 757 | 1557 | 1355 | 1340 | 2695 | 728 | 673 | 1401 |
| 30 | KANIGIRI | 2504 | 2333 | 4837 | 3719 | 3466 | 7185 | 2027 | 1689 | 3716 |
| 31 | KONDAPI | 1151 | 1093 | 2244 | 1789 | 1804 | 3593 | 896 | 704 | 1600 |
| 32 | PODILI | 1848 | 1726 | 3574 | 2583 | 2424 | 5007 | 1223 | 1009 | 2232 |
| 33 | TALLUR | 1312 | 1287 | 2599 | 2176 | 1927 | 4103 | 1147 | 1001 | 2148 |
| 34 | CHIMAKURTHY | 1914 | 1763 | 3677 | 3028 | 2841 | 5869 | 1665 | 1398 | 3063 |
| 35 | MARRIPUDI | 1281 | 1262 | 2543 | 2042 | 1838 | 3880 | 947 | 832 | 1779 |
| 36 | H.M. PADU | 1092 | 1065 | 2157 | 1655 | 1418 | 3073 | 855 | 659 | 1514 |
| 37 | C.S. PURAM | 1200 | 1093 | 2293 | 1953 | 1770 | 3728 | 867 | 715 | 1582 |
| 38 | MADDIPADU | 1168 | 1213 | 2381 | 1949 | 1821 | 3770 | 1166 | 931 | 2097 |
| 39 | GIDDALUR | 2124 | 1963 | 4087 | 3692 | 3340 | 7032 | 3301 | 2236 | 6037 |
| 40 | KOMAROLE | 1567 | 1398 | 2965 | 2253 | 1995 | 4248 | 1160 | 853 | 2013 |
| 41 | RACHERLA | 1067 | 1086 | 2153 | 1857 | 1641 | 3498 | 1074 | 795 | 1869 |
| 42 | BBSTAVARIPETA | 1669 | 1588 | 3257 | 2519 | 2143 | 4662 | 1334 | 1081 | 2415 |
| 43 | CUMBUM | 1350 | 1255 | 2605 | 2215 | 1974 | 4189 | 1183 | 865 | 2048 |
| 44 | ARDAVEEDU | 1305 | 1172 | 2477 | 2115 | 1732 | 3847 | 1163 | 855 | 2018 |
| 45 | MARKAPUR | 1773 | 1467 | 3240 | 2328 | 1874 | 4202 | 995 | 767 | 1762 |
| 46 | PEDARAVEEDU | 1267 | 1214 | 2481 | 2103 | 1813 | 3916 | 953 | 760 | 1623 |
| 47 | DORNALA | 1646 | 1509 | 3155 | 2079 | 1727 | 3806 | 918 | 690 | 1608 |
| 48 | YERRAGONDAPALEM | 1897 | 1587 | 3484 | 2851 | 2418 | 5269 | 1341 | 1052 | 2393 |
| 49 | TRIPURANTAKAM | 1905 | 1642 | 3547 | 2882 | 2357 | 5239 | 1336 | 1100 | 2436 |

A L L

| Sl. No. | Name of the Mandal | 6 - 7 Years | | | 8 - 11 Years | | | 12 - 14 Years | | |
|-----------|--------------------------|-------------|-------|--------|--------------|--------|--------|---------------|-------|--------|
| | | Boys | Girls | Total | Boys | Girls | Total | Boys | Girls | Total |
| 50 | DONAKONDA | 1149 | 1054 | 2203 | 1590 | 1519 | 3109 | 830 | 711 | 1541 |
| 51 | KURICHEDU | 1417 | 1232 | 2689 | 1925 | 1714 | 3639 | 843 | 728 | 1571 |
| 52 | PULLALACHERUVU | 1935 | 1579 | 3514 | 2948 | 1065 | 4013 | 1367 | 1065 | 2432 |
| 53 | TARLUPADU | 1172 | 1111 | 2283 | 1786 | 1294 | 3080 | 722 | 535 | 1257 |
| 54 | MUNDLAMUR | 1589 | 1514 | 3103 | 2522 | 2294 | 4816 | 1227 | 1053 | 2280 |
| 55 | DARSI | 2200 | 2175 | 4375 | 3527 | 3147 | 6674 | 1662 | 1304 | 2966 |
| 56 | K.K.METLA | 1717 | 1749 | 3466 | 2509 | 2243 | 4752 | 1033 | 783 | 1816 |
| 57 | ONGOLE MUNICIPALITY | 870 | 850 | 1720 | 1539 | 1445 | 2984 | 929 | 969 | 1898 |
| 58 | CHIRALA MUNICIPALITY | 708 | 605 | 1313 | 1276 | 1214 | 2490 | 754 | 673 | 1427 |
| 59 | MARKAPUR MUNICIPALITY | 860 | 788 | 1648 | 1414 | 1190 | 2604 | 731 | 706 | 1437 |
| T O T A L | | 95517 | 79098 | 174615 | 132668 | 251226 | 383894 | 70367 | 57861 | 128228 |

S C H E D U L E D C A S T E S

| Sl. No. | Name of the Mandal | 0 - 2 Years | | | 3 - 5 Years | | |
|---------|--------------------|-------------|-------|-------|-------------|-------|-------|
| | | Boys | Girls | Total | Boys | Girls | Total |
| 1 | ONGOLE | 218 | 287 | 505 | 420 | 422 | 844 |
| 2 | TANGUTUR | 369 | 384 | 753 | 581 | 564 | 1145 |
| 3 | S. N. PADU | 260 | 295 | 555 | 509 | 530 | 1039 |
| 4 | CHINAGANJAM | 102 | 93 | 195 | 152 | 162 | 314 |
| 5 | J. PANGULUR | 189 | 233 | 422 | 373 | 338 | 711 |
| 6 | N. G. PADU | 393 | 402 | 795 | 597 | 655 | 1252 |
| 7 | SANTHAMAGULUR | 290 | 250 | 540 | 421 | 411 | 832 |
| 8 | JARUGUMALLI | 428 | 427 | 853 | 309 | 258 | 567 |
| 9 | KOTHAPATNAM | 211 | 200 | 411 | 159 | 160 | 319 |
| 10 | KORISAPADU | 229 | 246 | 475 | 392 | 384 | 776 |
| 11 | ULAVAPADU | 249 | 226 | 475 | 342 | 332 | 674 |
| 12 | YEDDANAPUDI | 145 | 141 | 286 | 258 | 225 | 483 |
| 13 | ADDANKI | 324 | 317 | 641 | 509 | 520 | 1029 |
| 14 | PARCHUR | 214 | 211 | 425 | 397 | 327 | 724 |
| 15 | INKOLLU | 210 | 178 | 388 | 346 | 336 | 682 |
| 16 | MARTUR | 286 | 283 | 569 | 476 | 502 | 978 |
| 17 | KARAMCHEDU | 161 | 139 | 300 | 264 | 239 | 503 |
| 18 | VETAPALEM | 65 | 64 | 129 | 119 | 101 | 220 |
| 19 | CHIRALA | 153 | 123 | 276 | 197 | 184 | 381 |
| 20 | BALLIKURAVA | 227 | 234 | 461 | 475 | 496 | 971 |
| 21 | GUDLUR | 240 | 207 | 447 | 443 | 446 | 889 |
| 22 | LINGASAMUDRAM | 129 | 155 | 284 | 310 | 334 | 644 |
| 23 | V. V. PALEM | 234 | 231 | 465 | 419 | 405 | 824 |
| 24 | PONNALUR | 236 | 212 | 448 | 383 | 379 | 762 |
| 25 | VELIGANDLA | 265 | 221 | 486 | 435 | 391 | 824 |
| 26 | KANDUKUR | 292 | 271 | 563 | 507 | 477 | 984 |
| 27 | SINGARAYAKONDA | 183 | 192 | 375 | 365 | 346 | 711 |
| 28 | P. C. PALLI | 157 | 138 | 295 | 270 | 282 | 552 |
| 29 | PAMUR | 170 | 187 | 357 | 336 | 343 | 679 |
| 30 | KANIGIRI | 352 | 335 | 687 | 637 | 575 | 1208 |
| 31 | KONDAPI | 252 | 259 | 511 | 412 | 423 | 835 |
| 32 | PODILI | 304 | 306 | 610 | 459 | 450 | 909 |
| 33 | TALLUR | 166 | 150 | 316 | 388 | 373 | 761 |
| 34 | CHIMAKURTHEY | 315 | 371 | 686 | 580 | 595 | 1175 |
| 35 | MARRIPUDI | 228 | 234 | 462 | 392 | 382 | 774 |
| 36 | H. M. PADU | 250 | 248 | 498 | 396 | 385 | 781 |
| 37 | C. S. PURAM | 109 | 91 | 200 | 215 | 200 | 415 |
| 38 | MADDIPADU | 285 | 296 | 581 | 496 | 382 | 878 |
| 39 | GIDDALUR | 178 | 165 | 343 | 352 | 304 | 656 |
| 40 | KOMAROLE | 123 | 136 | 259 | 202 | 201 | 403 |
| 41 | RACHERLA | 73 | 85 | 158 | 131 | 132 | 263 |
| 42 | BESTAVARIPETA | 172 | 136 | 308 | 237 | 273 | 510 |
| 43 | CUMBUM | 71 | 77 | 148 | 123 | 104 | 227 |
| 44 | ARDHAVEEDU | 108 | 97 | 205 | 216 | 215 | 431 |
| 45 | MARKAPUR | 313 | 288 | 601 | 386 | 415 | 801 |
| 46 | PEDARAVEEDU | 246 | 204 | 450 | 449 | 452 | 901 |
| 47 | DORNALA | 247 | 277 | 524 | 348 | 320 | 668 |
| 48 | YERRAGONDAPALEM | 345 | 285 | 630 | 519 | 614 | 1133 |

S C H E D U L E D C A S T E

| Sl. No. | Name of the Mandal | 0 - 2 Years | | | 3 - 5 Years | | |
|-----------|--------------------------|-------------|-------|-------|-------------|-------|-------|
| | | Boys | Girls | Total | Boys | Girls | Total |
| 49 | TRIPURANTAKAM | 253 | 248 | 501 | 490 | 367 | 857 |
| 50 | DONAKONDA | 238 | 380 | 618 | 389 | 389 | 778 |
| 51 | KURICHEDU | 151 | 137 | 288 | 268 | 258 | 526 |
| 52 | PULLALACHERUVU | 275 | 238 | 513 | 432 | 423 | 855 |
| 53 | TARLUPADU | 202 | 186 | 388 | 335 | 346 | 681 |
| 54 | MUNDLAMUR | 289 | 276 | 565 | 462 | 451 | 913 |
| 55 | DARSI | 295 | 301 | 596 | 629 | 618 | 1247 |
| 56 | K.K.METLA | 291 | 300 | 591 | 508 | 472 | 980 |
| 57 | ONGOLE MUNICIPALITY | 140 | 146 | 286 | 251 | 230 | 481 |
| 58 | CHIRALA MUNICIPALITY | 146 | 138 | 284 | 272 | 234 | 506 |
| 59 | MARKAPUR MUNICIPALITY | 96 | 157 | 253 | 130 | 139 | 269 |
| T O T A L | | 13142 | 13094 | 26236 | 21868 | 21277 | 43145 |

SCHEDULED CASTES

| Sl. No. | Name of the Mandal | 6 - 7 Years | | | 8 - 11 Years | | | 12 - 14 Years | | |
|---------|--------------------|-------------|--------|-------|--------------|-------|-------|---------------|-------|-------|
| | | Boys | Girls | Total | Boys | Girls | Total | Boys | Girls | Total |
| | | 1 | ONGOLE | 529 | 554 | 1083 | 841 | 758 | 1599 | 459 |
| 2 | TANGUTUR | 609 | 621 | 1230 | 945 | 918 | 1903 | 587 | 482 | 1069 |
| 3 | S.N. PADU | 494 | 420 | 914 | 689 | 753 | 1442 | 402 | 313 | 715 |
| 4 | CHINAGANJAM | 146 | 170 | 316 | 306 | 301 | 607 | 198 | 139 | 337 |
| 5 | J. PANGULUR | 366 | 363 | 729 | 608 | 508 | 1116 | 261 | 212 | 473 |
| 6 | N.G. PADU | 679 | 616 | 1295 | 1187 | 1043 | 2230 | 587 | 449 | 1036 |
| 7 | SANTHAMAGULUR | 385 | 409 | 794 | 497 | 457 | 954 | 197 | 160 | 357 |
| 8 | JARUGUMALLI | 486 | 441 | 927 | 663 | 482 | 1145 | 305 | 252 | 557 |
| 9 | KOTHAPATNAM | 299 | 276 | 575 | 436 | 373 | 809 | 266 | 222 | 488 |
| 10 | KORISAPADU | 455 | 464 | 919 | 661 | 613 | 1274 | 294 | 194 | 488 |
| 11 | ULAVAPADU | 347 | 313 | 660 | 562 | 472 | 1034 | 270 | 225 | 495 |
| 12 | YEDDANAPUDI | 210 | 226 | 436 | 409 | 383 | 792 | 276 | 205 | 481 |
| 13 | ADDANKI | 410 | 472 | 982 | 855 | 813 | 1668 | 433 | 380 | 813 |
| 14 | PARCHUR | 390 | 392 | 782 | 633 | 636 | 1269 | 373 | 341 | 714 |
| 15 | INKOLLU | 366 | 401 | 767 | 632 | 578 | 1210 | 316 | 245 | 561 |
| 16 | MARTUR | 459 | 476 | 935 | 808 | 773 | 1581 | 403 | 304 | 707 |
| 17 | KARAMCHEDU | 275 | 257 | 532 | 431 | 380 | 811 | 257 | 175 | 432 |
| 18 | VETAPALEM | 128 | 112 | 240 | 176 | 196 | 372 | 102 | 90 | 192 |
| 19 | CHIRALA | 206 | 197 | 403 | 368 | 338 | 706 | 203 | 182 | 385 |
| 20 | BALLIKURAVA | 585 | 435 | 1020 | 836 | 635 | 1471 | 337 | 227 | 564 |
| 21 | GUDLUR | 453 | 456 | 909 | 719 | 668 | 1387 | 357 | 280 | 637 |
| 22 | LINGASAMUDRAM | 293 | 332 | 625 | 404 | 334 | 738 | 196 | 163 | 359 |
| 23 | V.V. PALEM | 412 | 411 | 823 | 642 | 555 | 1197 | 338 | 236 | 574 |
| 24 | PONNALUR | 408 | 355 | 763 | 605 | 555 | 1160 | 276 | 228 | 504 |
| 25 | VELIGANDLA | 464 | 412 | 876 | 577 | 489 | 1066 | 329 | 242 | 571 |
| 26 | KANDUKUR | 609 | 547 | 1156 | 870 | 883 | 1753 | 389 | 368 | 757 |
| 27 | SINGARAYAKONDA | 301 | 301 | 602 | 527 | 468 | 995 | 228 | 204 | 432 |
| 28 | P.C. PALLI | 319 | 297 | 616 | 393 | 336 | 729 | 175 | 150 | 325 |
| 29 | PAMUR | 402 | 410 | 812 | 579 | 531 | 1110 | 270 | 219 | 489 |
| 30 | KANIGIRI | 587 | 600 | 1187 | 879 | 886 | 1765 | 400 | 331 | 731 |
| 31 | KONDAPI | 402 | 350 | 752 | 577 | 555 | 1132 | 264 | 230 | 494 |
| 32 | PODILI | 541 | 526 | 1067 | 771 | 688 | 1459 | 332 | 274 | 606 |
| 33 | TALLUR | 366 | 375 | 741 | 584 | 516 | 1100 | 244 | 197 | 441 |
| 34 | CHIMAKURTHY | 611 | 599 | 1210 | 954 | 896 | 1850 | 459 | 434 | 893 |
| 35 | MARRIPUDI | 413 | 408 | 821 | 609 | 550 | 1159 | 285 | 229 | 514 |
| 36 | H.M. PADU | 376 | 374 | 750 | 584 | 490 | 1074 | 262 | 216 | 478 |
| 37 | C.S. PURAM | 215 | 202 | 417 | 326 | 293 | 619 | 132 | 117 | 249 |
| 38 | MADDIPADU | 472 | 513 | 985 | 798 | 757 | 1555 | 449 | 337 | 786 |
| 39 | GIDDALUR | 371 | 371 | 742 | 668 | 621 | 1289 | 358 | 310 | 668 |
| 40 | KOMAROLE | 351 | 246 | 646 | 519 | 418 | 937 | 204 | 139 | 343 |
| 41 | RACHERLA | 195 | 176 | 371 | 295 | 278 | 573 | 153 | 127 | 280 |
| 42 | BESTAVARIPETA | 358 | 345 | 695 | 554 | 452 | 1011 | 256 | 186 | 442 |
| 43 | CUMBUM | 155 | 137 | 292 | 246 | 241 | 487 | 137 | 113 | 250 |
| 44 | ARDEAVERDU | 288 | 227 | 455 | 402 | 330 | 732 | 169 | 137 | 306 |
| 45 | MARKAPUR | 424 | 424 | 848 | 611 | 480 | 1091 | 265 | 213 | 478 |
| 46 | PEDARAVEEDU | 351 | 365 | 716 | 612 | 555 | 1167 | 247 | 146 | 393 |
| 47 | DORWALA | 442 | 398 | 840 | 508 | 438 | 946 | 180 | 151 | 331 |
| 48 | YERRAGONDAPALEM | 501 | 412 | 913 | 784 | 629 | 1413 | 321 | 259 | 801 |

| Sl. No. | Name of the Mandal | 6 - 7 Years | | | 8 - 11 Years | | | 12 - 14 Years | | |
|------------------|--------------------------|--------------|---------------|--------------|--------------|--------------|--------------|---------------|--------------|--------------|
| | | Boys | Girls | Total | Boys | Girls | Total | Boys | Girls | Total |
| | | 49 | TRIPURANTAKAM | 434 | 364 | 798 | 644 | 428 | 1072 | 286 |
| 50 | DONAKONDA | 413 | 373 | 786 | 514 | 474 | 998 | 238 | 198 | 436 |
| 51 | KURICHEDU | 380 | 317 | 697 | 415 | 365 | 780 | 178 | 160 | 338 |
| 52 | PULLALACHERUVU | 504 | 398 | 902 | 344 | 261 | 605 | 344 | 261 | 605 |
| 53 | TARLUPADU | 336 | 340 | 676 | 486 | 400 | 886 | 185 | 146 | 331 |
| 54 | MUNDLAMUR | 391 | 406 | 797 | 707 | 655 | 1362 | 358 | 278 | 636 |
| 55 | DARSI | 515 | 539 | 1054 | 809 | 774 | 1553 | 334 | 273 | 607 |
| 56 | K.K.METLA | 493 | 460 | 953 | 823 | 768 | 1591 | 308 | 260 | 568 |
| 57 | ONGOLE MUNICIPALITY | 278 | 279 | 557 | 528 | 466 | 999 | 314 | 341 | 455 |
| 58 | CHIRALA MUNICIPALITY | 221 | 232 | 453 | 443 | 467 | 910 | 341 | 286 | 627 |
| 59 | MARKAPUR MUNICIPALITY | 153 | 135 | 288 | 208 | 152 | 360 | 84 | 113 | 197 |
| T O T A L | | 23114 | 22076 | 44690 | 35046 | 37228 | 72282 | 17171 | 14027 | 31198 |

| | | SCHEDULED TRIBES | | | | | |
|---------|--------------------|------------------|-------|-------|-------------|-------|-------|
| Sl. No. | Name of the Mandal | 0 - 2 Years | | | 3 - 5 Years | | |
| | | Boys | Girls | Total | Boys | Girls | Total |
| 1 | ONGOLE | 12 | 11 | 23 | 40 | 39 | 79 |
| 2 | TANGUTUR | 28 | 25 | 53 | 44 | 52 | 96 |
| 3 | S. N. PADU | 9 | 7 | 16 | 26 | 24 | 50 |
| 4 | CHINAGANJAM | 52 | 45 | 97 | 80 | 88 | 168 |
| 5 | J. PANGULUR | 35 | 30 | 65 | 62 | 70 | 132 |
| 6 | N. G. PADU | 63 | 58 | 121 | 88 | 76 | 164 |
| 7 | SANTHAMAGULUR | 72 | 64 | 136 | 123 | 116 | 239 |
| 8 | JARUGUMALLI | 54 | 55 | 114 | 36 | 23 | 59 |
| 9 | KOTHAPATNAM | 155 | 135 | 290 | 102 | 104 | 206 |
| 10 | KORISAPADU | 24 | 22 | 46 | 50 | 53 | 103 |
| 11 | ULAVAPADU | 128 | 113 | 241 | 260 | 217 | 477 |
| 12 | YEDDANAPUDI | 3 | 8 | 11 | 10 | 12 | 22 |
| 13 | ADDANKI | 46 | 58 | 104 | 98 | 121 | 219 |
| 14 | PARCHUR | 61 | 58 | 119 | 141 | 127 | 268 |
| 15 | INKOLLU | 25 | 30 | 55 | 54 | 50 | 104 |
| 16 | MARTUR | 67 | 72 | 139 | 132 | 129 | 261 |
| 17 | KARAMCHEDU | 29 | 16 | 45 | 40 | 28 | 68 |
| 18 | VETAPALEM | 78 | 66 | 144 | 165 | 143 | 308 |
| 19 | CHIRALA | 76 | 82 | 158 | 154 | 143 | 297 |
| 20 | BALLIKURAVA | 56 | 68 | 124 | 110 | 123 | 233 |
| 21 | GUDDLUR | 81 | 69 | 150 | 150 | 171 | 321 |
| 22 | LINGASAMUDRAM | 31 | 29 | 60 | 67 | 74 | 141 |
| 23 | V. V. PALEM | 27 | 28 | 55 | 34 | 42 | 76 |
| 24 | PONNALUR | 17 | 14 | 31 | 34 | 29 | 63 |
| 25 | VELIGANDLA | 7 | 7 | 14 | 10 | 7 | 17 |
| 26 | KANDUKUR | 75 | 64 | 139 | 109 | 138 | 247 |
| 27 | SINGARAYAKONDA | 102 | 100 | 202 | 151 | 135 | 286 |
| 28 | P. C. PALLI | 17 | 16 | 33 | 29 | 23 | 52 |
| 29 | PAMUR | 26 | 24 | 50 | 33 | 33 | 66 |
| 30 | KANIGIRI | 19 | 29 | 48 | 45 | 40 | 85 |
| 31 | KONDAPI | 10 | 10 | 20 | 26 | 21 | 47 |
| 32 | PODILI | 54 | 30 | 84 | 59 | 43 | 102 |
| 33 | TALLUR | 21 | 11 | 32 | 32 | 18 | 50 |
| 34 | CHIMAKURTHY | 36 | 42 | 78 | 65 | 61 | 126 |
| 35 | MARRIPUDI | 19 | 18 | 37 | 24 | 32 | 56 |
| 36 | H. M. PADU | 1 | 1 | 2 | 0 | 2 | 2 |
| 37 | C. S. PURAM | 12 | 23 | 35 | 44 | 80 | 124 |
| 38 | MADDIPADU | 27 | 19 | 46 | 34 | 32 | 66 |
| 39 | GIDDALUR | 63 | 58 | 121 | 101 | 106 | 207 |
| 40 | KOMAROLE | 3 | 2 | 5 | 4 | 3 | 7 |
| 41 | RACHERLA | 5 | 8 | 13 | 21 | 12 | 33 |
| 42 | BESTAVARIPETA | 10 | 8 | 18 | 18 | 14 | 32 |
| 43 | CUMBUM | 11 | 16 | 27 | 19 | 21 | 40 |
| 44 | ARDHAVEEDU | 53 | 60 | 113 | 64 | 82 | 146 |
| 45 | MARKAPUR | 18 | 23 | 41 | 36 | 25 | 61 |
| 46 | PEDARAVEEDU | 25 | 30 | 55 | 43 | 37 | 80 |
| 47 | DORNALA | 174 | 179 | 353 | 227 | 217 | 444 |
| 48 | YERRAGONDAPALEM | 65 | 99 | 164 | 88 | 115 | 203 |

| | | | | | | | |
|-------|----------------|------|------|------|------|------|------|
| 49 | TRIPURANTAKAM | 35 | 23 | 58 | 96 | 76 | 173 |
| 50 | DONAKONDA | 7 | 11 | 18 | 8 | 9 | 17 |
| 51 | KURICHEDU | 22 | 24 | 46 | 41 | 32 | 73 |
| 52 | PULLALACHERUVU | 203 | 173 | 376 | 263 | 103 | 666 |
| 53 | TARLUPADU | 3 | 2 | 5 | 9 | 7 | 16 |
| 54 | MUNDLAMUR | 52 | 49 | 101 | 89 | 77 | 166 |
| 55 | DARSI | 54 | 68 | 122 | 109 | 101 | 210 |
| 56 | K.K.METLA | 11 | 8 | 19 | 5 | 16 | 21 |
| 57 | ONGOLE | 80 | 74 | 154 | 110 | 98 | 208 |
| | MUNICIPALITY | | | | | | |
| 58 | CHIRALA | 64 | 50 | 114 | 116 | 106 | 222 |
| | MUNICIPALITY | | | | | | |
| 59 | MARKAPUR | 20 | 17 | 37 | 15 | 18 | 33 |
| | MUNICIPALITY | | | | | | |
| ----- | | | | | | | |
| | T O T A L | 2633 | 2539 | 5172 | 4243 | 4194 | 8437 |
| ----- | | | | | | | |

SCHEDULED TRIBES

| Sl. No. | Name of the Mandal | 6 - 7 Years | | | 8 - 11 Years | | | 12 - 14 Years | | |
|---------|--------------------|-------------|--------|-------|--------------|-------|-------|---------------|-------|-------|
| | | Boys | Girls | Total | Boys | Girls | Total | Boys | Girls | Total |
| | | 1 | ONGOLE | 46 | 30 | 76 | 45 | 36 | 81 | 16 |
| 2 | TANGUTUR | 53 | 59 | 112 | 63 | 63 | 126 | 28 | 25 | 53 |
| 3 | S. N. PADU | 22 | 25 | 47 | 34 | 45 | 79 | 20 | 24 | 44 |
| 4 | CHINAGANJAM | 58 | 70 | 128 | 95 | 104 | 109 | 36 | 24 | 60 |
| 5 | J. PANGULUR | 68 | 66 | 134 | 87 | 74 | 161 | 32 | 32 | 64 |
| 6 | N. G. PADU | 75 | 83 | 158 | 127 | 130 | 257 | 95 | 70 | 165 |
| 7 | SANTHAMAGULUR | 104 | 99 | 203 | 148 | 108 | 256 | 55 | 41 | 96 |
| 8 | JARUGUMALLI | 61 | 47 | 108 | 61 | 55 | 116 | 23 | 21 | 44 |
| 9 | KOTHAPATNAM | 141 | 157 | 298 | 251 | 230 | 481 | 106 | 87 | 193 |
| 10 | KORISAPADU | 37 | 28 | 65 | 42 | 48 | 90 | 19 | 12 | 31 |
| 11 | ULAVAPADU | 254 | 234 | 488 | 324 | 248 | 572 | 90 | 82 | 172 |
| 12 | YEDDANAPUDI | 11 | 15 | 26 | 30 | 27 | 57 | 16 | 15 | 31 |
| 13 | ADDANKI | 131 | 104 | 235 | 181 | 124 | 205 | 54 | 47 | 101 |
| 14 | PARCHUR | 114 | 103 | 217 | 195 | 174 | 369 | 97 | 75 | 172 |
| 15 | INKOLLU | 52 | 52 | 104 | 86 | 69 | 155 | 33 | 13 | 52 |
| 16 | MARTUR | 105 | 96 | 201 | 209 | 171 | 380 | 78 | 50 | 128 |
| 17 | KARAMCHEDU | 52 | 35 | 87 | 64 | 60 | 124 | 28 | 15 | 43 |
| 18 | VETAPALEM | 109 | 95 | 204 | 173 | 143 | 316 | 59 | 56 | 115 |
| 19 | CHIRALA | 115 | 121 | 236 | 180 | 167 | 347 | 100 | 81 | 181 |
| 20 | BALLIKURAVA | 102 | 66 | 168 | 170 | 128 | 298 | 67 | 55 | 122 |
| 21 | GUDLUR | 220 | 192 | 412 | 224 | 207 | 431 | 77 | 51 | 136 |
| 22 | LINGASAMUDRAM | 45 | 36 | 81 | 49 | 58 | 107 | 15 | 4 | 21 |
| 23 | V. V. PALEM | 25 | 26 | 51 | 33 | 38 | 71 | 28 | 21 | 51 |
| 24 | PONNALUR | 29 | 33 | 62 | 56 | 50 | 106 | 25 | 20 | 45 |
| 25 | VELIGANDLA | 12 | 16 | 28 | 10 | 9 | 19 | 3 | 5 | 8 |
| 26 | KANDUKUR | 127 | 128 | 255 | 187 | 153 | 340 | 73 | 59 | 132 |
| 27 | SINGARAYAKONDA | 169 | 155 | 324 | 185 | 150 | 335 | 94 | 68 | 162 |
| 28 | P. C. PALLI | 9 | 18 | 27 | 21 | 9 | 30 | 8 | 2 | 10 |
| 29 | PAMUR | 41 | 46 | 87 | 72 | 51 | 123 | 32 | 15 | 47 |
| 30 | KANIGIRI | 55 | 42 | 97 | 94 | 68 | 162 | 41 | 28 | 69 |
| 31 | KONDAPI | 32 | 20 | 52 | 43 | 39 | 82 | 15 | 8 | 23 |
| 32 | PODILI | 67 | 58 | 125 | 68 | 71 | 139 | 41 | 27 | 68 |
| 33 | TALLUR | 23 | 27 | 50 | 40 | 34 | 74 | 13 | 6 | 19 |
| 34 | CHIMAKURTHY | 69 | 49 | 118 | 79 | 75 | 154 | 27 | 25 | 52 |
| 35 | MARRIPUDI | 28 | 33 | 61 | 41 | 32 | 73 | 18 | 14 | 32 |
| 36 | H. M. PADU | 3 | 1 | 4 | 1 | 3 | 4 | 1 | 0 | 1 |
| 37 | C. S. PURAM | 38 | 38 | 76 | 47 | 44 | 91 | 25 | 16 | 39 |
| 38 | MADDIPADU | 54 | 53 | 107 | 58 | 44 | 102 | 23 | 9 | 32 |
| 39 | GIDDALUR | 116 | 117 | 233 | 160 | 159 | 319 | 78 | 68 | 146 |
| 40 | KOMARDLE | 12 | 8 | 20 | 12 | 14 | 26 | 3 | 3 | 6 |
| 41 | RACHERLA | 13 | 8 | 21 | 19 | 21 | 40 | 8 | 3 | 11 |
| 42 | BESTAVARIPETA | 18 | 23 | 41 | 36 | 25 | 61 | 12 | 4 | 16 |
| 43 | CUMBUM | 26 | 22 | 48 | 26 | 15 | 41 | 6 | 8 | 14 |
| 44 | ARDHAVEEDU | 89 | 75 | 164 | 112 | 83 | 195 | 61 | 24 | 85 |
| 45 | MARKAPUR | 47 | 27 | 74 | 41 | 33 | 74 | 17 | 13 | 30 |
| 46 | PEDARAVEEDU | 62 | 55 | 117 | 89 | 70 | 159 | 18 | 23 | 41 |
| 47 | DORNALA | 336 | 346 | 682 | 292 | 290 | 582 | 95 | 53 | 148 |
| 48 | YERRAGONDAPALEM | 117 | 110 | 227 | 154 | 129 | 283 | 55 | 33 | 88 |

| | | | | | | | | | | |
|-----------|--------------------------|------|------|------|------|------|-------|------|------|------|
| 49 | TRIPURANTAKAM | 85 | 163 | 248 | 160 | 67 | 227 | 62 | 36 | 98 |
| 50 | DONAKONDA | 9 | 3 | 12 | 10 | 15 | 25 | 3 | 4 | 7 |
| 51 | KURICHEDU | 36 | 34 | 70 | 58 | 70 | 128 | 28 | 24 | 52 |
| 52 | PULLALACHERUVU | 371 | 296 | 667 | 219 | 162 | 381 | 219 | 162 | 381 |
| 53 | TARLUPADU | 7 | 11 | 18 | 8 | 6 | 14 | 2 | 6 | 8 |
| 54 | MUNDLAMUR | 60 | 50 | 110 | 92 | 68 | 160 | 49 | 20 | 69 |
| 55 | DARSI | 71 | 83 | 154 | 105 | 129 | 234 | 50 | 40 | 90 |
| 56 | K. K. METLA | 28 | 21 | 49 | 34 | 17 | 51 | 17 | 11 | 28 |
| 57 | ONGOLE | 88 | 68 | 156 | 133 | 158 | 261 | 60 | 73 | 133 |
| 58 | MUNICIPALITY CHIRALA | 120 | 103 | 223 | 167 | 176 | 343 | 82 | 53 | 135 |
| 59 | MUNICIPALITY MARKAPUR | 19 | 14 | 33 | 28 | 8 | 36 | 8 | 7 | 15 |
| T O T A L | | 4486 | 4193 | 8679 | 5828 | 5024 | 10852 | 2544 | 1921 | 4465 |

CHAPTER III

ENROLMENT

SCHOOL AGE POPULATION & ENROLMENT
(AS PER DOOR TO DOOR SURVEY)

T A B L E II

| SI. No. | Name of the Mandal | School age population | | | % of Enrolment to total School age population | | |
|---------|--------------------|-----------------------|-------|-------|--|-------|-------|
| | | Boys | Girls | Total | Boys | Girls | Total |
| 1 | ONGOLE | 3921 | 4006 | 7927 | 90.02 | 89.89 | 89.95 |
| 2 | TANGUTUR | 5488 | 4995 | 10483 | 94.29 | 90.69 | 92.58 |
| 3 | S. N. PADU | 3696 | 3416 | 7112 | 52.30 | 46.40 | 49.40 |
| 4 | CHINAGANJAM | 2877 | 2735 | 5612 | 97.10 | 92.00 | 94.00 |
| 5 | J. PANGULUR | 3181 | 3020 | 6201 | 82.00 | 75.00 | 78.50 |
| 6 | N. G. PADU | 6463 | 5797 | 12260 | 87.05 | 88.41 | 87.74 |
| 7 | SANTHAMAGULUR | 4814 | 4249 | 9063 | 87.47 | 81.50 | 84.67 |
| 8 | JARUGUMALLI | 2962 | 2588 | 5550 | 90.88 | 86.93 | 89.04 |
| 9 | KOTHAPATNAM | 3799 | 3550 | 7349 | 87.1 | 83.1 | 85.53 |
| 10 | KORISAPADU | 2825 | 2661 | 5486 | 89.94 | 89.47 | 89.71 |
| 11 | ULAVAPADU | 3952 | 3601 | 7553 | 81.00 | 81.00 | 81.00 |
| 12 | YBDDANAPUDI | 1576 | 1664 | 3240 | 93.59 | 90.38 | 91.94 |
| 13 | ADDANKI | 4972 | 4623 | 9595 | 98.14 | 96.90 | 97.55 |
| 14 | PARCHUR | 3593 | 3464 | 7057 | 85.00 | 84.00 | 84.00 |
| 15 | INKOLLU | 3162 | 2979 | 6141 | 94.00 | 89.00 | 81.50 |
| 16 | MARTUR | 4448 | 4313 | 8761 | 91.81 | 87.80 | 89.84 |
| 17 | KARAMCHEDU | 2342 | 2217 | 4559 | 98.80 | 99.13 | 98.90 |
| 18 | VETAPALEM | 3843 | 3766 | 7609 | 70.50 | 75.01 | 72.77 |
| 19 | CHIRALA | 5177 | 4861 | 10038 | 93.00 | 95.00 | 94.00 |
| 20 | BALLIKURAVA | 4157 | 3571 | 7728 | 87.53 | 87.14 | 92.73 |
| 21 | GUDDLUR | 4606 | 4216 | 8822 | 66.74 | 63.45 | 65.16 |
| 22 | LINGASAMUDRAM | 3043 | 2959 | 6002 | 77.55 | 72.99 | 75.30 |
| 23 | V. V. PALEM | 2977 | 2693 | 5670 | 82.46 | 79.31 | 80.97 |
| 24 | PONNALUR | 3163 | 2936 | 6099 | 86.49 | 83.31 | 85.99 |
| 25 | VELIGANDLA | 3329 | 2954 | 6283 | 66.94 | 67.07 | 67.00 |
| 26 | KANDUKUR | 7390 | 7012 | 14402 | 94.00 | 92.00 | 93.00 |
| 27 | SINGARAYAKONDA | 4088 | 3882 | 7970 | 92.00 | 90.00 | 91.00 |
| 28 | P. C. PALLI | 3018 | 2762 | 5780 | 84.75 | 81.96 | 83.42 |
| 29 | PAMUR | 4123 | 3974 | 8097 | 87.00 | 82.00 | 84.50 |
| 30 | KANIGIRI | 2521 | 2381 | 4902 | 91.00 | 87.00 | 89.00 |
| 31 | KONDAPI | 2940 | 2897 | 5837 | 95.00 | 91.00 | 93.00 |
| 32 | PODILI | 4431 | 4150 | 8581 | 92.46 | 87.27 | 90.16 |
| 33 | TALLUR | 4584 | 4171 | 8755 | 92.00 | 84.00 | 88.00 |
| 34 | CHIMAKURTHY | 4985 | 4615 | 9600 | 95.48 | 92.58 | 94.09 |
| 35 | MARRIPUDI | 3328 | 3108 | 6436 | 89.33 | 84.58 | 87.04 |
| 36 | H. M. PADU | 2747 | 2483 | 5230 | 92.00 | 91.00 | 90.50 |
| 37 | C. S. PURAM | 3622 | 3200 | 6822 | 85.00 | 80.00 | 82.50 |
| 38 | MADDIPADU | 3117 | 3034 | 6151 | 94.22 | 93.86 | 94.04 |
| 39 | GIDDALUR | 5816 | 5303 | 11119 | 91.62 | 90.00 | 90.85 |
| 40 | KOMAROLE | 3820 | 3393 | 7213 | 90.86 | 87.50 | 89.28 |
| 41 | RACHBRLA | 2924 | 2729 | 5653 | 99.58 | 99.23 | 99.41 |
| 42 | BESTAVARIPETA | 4188 | 3731 | 7919 | 92.88 | 87.08 | 90.15 |
| 43 | CUMBUM | 3565 | 3288 | 6853 | 99.85 | 95.62 | 97.82 |
| 44 | ARDHAVEEDU | 3420 | 2904 | 6324 | 87.07 | 84.74 | 86.00 |
| 45 | MARRAPUR | 4113 | 3546 | 7539 | 88.91 | 87.13 | 88.02 |

| | | | | | | | |
|----|-----------------------|--------|--------|--------|-------|-------|-------|
| 47 | DORNALA | 3721 | 3269 | 6990 | 90.86 | 85.86 | 88.58 |
| 48 | YERRAGONDAPALEM | 3946 | 3176 | 7122 | 77.40 | 75.00 | 76.34 |
| 49 | TRIPURANTAKAM | 4787 | 3999 | 8786 | 81.00 | 76.00 | 78.50 |
| 50 | DONAKONDA | 3668 | 3639 | 7307 | 52.00 | 41.00 | 46.50 |
| 51 | KURICHEDU | 3301 | 2908 | 6209 | 92.54 | 81.91 | 87.56 |
| 52 | PULLALACHERUVU | 5281 | 4288 | 9569 | 55.10 | 44.80 | 49.95 |
| 53 | TARLUPADU | 2956 | 2532 | 5488 | 45.00 | 36.00 | 81.00 |
| 54 | MUNDLAMUR | 4111 | 3808 | 7919 | 88.10 | 90.09 | 89.06 |
| 55 | DARSI | 5845 | 5414 | 11259 | 93.29 | 86.20 | 89.88 |
| 56 | K.K.METLA | 4259 | 3959 | 8218 | 94.52 | 95.32 | 94.91 |
| 57 | ONGOLE MUNICIPALITY | 2411 | 2345 | 4756 | 90.20 | 92.50 | 91.50 |
| 58 | CHIRALA MUNICIPALITY | 1884 | 1819 | 3703 | 90.20 | 92.50 | 91.50 |
| 59 | MARKAPUR MUNICIPALITY | 2274 | 1980 | 4254 | 75.40 | 70.20 | 72.00 |
| | | 228177 | 197656 | 425833 | | | |

CHAPTER III
T A B L E - 3

ENROLMENT IN CLASSES I-V
District Abstract

| Sl. No. | Name of the Mandal | ENROLMENT CLASSES | | | | |
|---------|--------------------|-------------------|------|------|------|------|
| | | I | II | III | IV | V |
| 1 | ONGOLE | 1684 | 1642 | 1432 | 1153 | 1220 |
| 2 | TANGUTUR | 1734 | 1465 | 1297 | 1132 | 1133 |
| 3 | S. N. PADU | 1551 | 1304 | 997 | 716 | 764 |
| 4 | CHINAGANJAM | 1456 | 1181 | 1001 | 824 | 756 |
| 5 | J. PANGULUR | 1458 | 1134 | 1053 | 877 | 867 |
| 6 | N. G. PADU | 2207 | 1907 | 1665 | 1509 | 1401 |
| 7 | SANTHAMAGULUR | 2507 | 1779 | 1402 | 1101 | 899 |
| 8 | JARUGUMALLI | 1743 | 1126 | 855 | 666 | 627 |
| 9 | KOTHAPATNAM | 1803 | 1732 | 1204 | 810 | 737 |
| 10 | KORISAPADU | 1204 | 1103 | 947 | 809 | 859 |
| 11 | ULAVAPADU | 1881 | 1404 | 1069 | 888 | 875 |
| 12 | YEDDANAPUDI | 738 | 617 | 611 | 516 | 497 |
| 13 | ADDANKI | 2283 | 1952 | 1702 | 1423 | 1351 |
| 14 | PARCHUR | 1487 | 1195 | 1202 | 1058 | 1006 |
| 15 | INKOLLU | 1441 | 1237 | 1072 | 974 | 970 |
| 16 | MARTUR | 2313 | 1648 | 1494 | 1176 | 1178 |
| 17 | KARAMCHEDU | 1160 | 956 | 760 | 782 | 758 |
| 18 | VETAPALEM | 1830 | 1236 | 995 | 821 | 655 |
| 19 | CHIRALA | 2647 | 1675 | 1349 | 1070 | 1027 |
| 20 | BALLIKURAVA | 2059 | 1591 | 1297 | 1034 | 900 |
| 21 | GU DLUR | 1725 | 1407 | 1101 | 780 | 736 |
| 22 | LINGASAMUDRAM | 1498 | 1117 | 781 | 631 | 493 |
| 23 | V. V. PALEM | 1366 | 1139 | 883 | 628 | 575 |
| 24 | PONNALUR | 1625 | 1315 | 906 | 684 | 715 |
| 25 | VELIGANDLA | 1723 | 1500 | 1076 | 856 | 706 |
| 26 | KANDUKUR | 2585 | 2147 | 1902 | 1590 | 1426 |
| 27 | SINGARAYAKONDA | 2223 | 1656 | 1269 | 983 | 981 |
| 28 | P. C. PALLI | 1740 | 1297 | 913 | 570 | 465 |
| 29 | PAMUR | 2403 | 1925 | 1479 | 984 | 889 |
| 30 | KANIGIRI | 3440 | 2866 | 2160 | 1648 | 1424 |
| 31 | KONDAPI | 1543 | 1325 | 993 | 772 | 681 |
| 32 | PODILI | 2343 | 2064 | 1498 | 1020 | 812 |
| 33 | TALLUR | 1900 | 1394 | 1129 | 904 | 846 |
| 34 | CHIMAKURTHY | 2502 | 2198 | 1725 | 1322 | 1286 |
| 35 | MARRIPUDI | 1966 | 1606 | 1221 | 731 | 622 |
| 36 | H. M. PADU | 1227 | 1201 | 1039 | 841 | 765 |
| 37 | C. S. PURAM | 1412 | 1738 | 1344 | 898 | 787 |
| 38 | MADDIPADU | 1505 | 1361 | 1064 | 854 | 849 |
| 39 | GIDDALUR | 2638 | 2261 | 1942 | 1589 | 1672 |
| 40 | KOMAROLE | 1760 | 1444 | 1235 | 1039 | 962 |
| 41 | RACHERLA | 1194 | 1145 | 1010 | 874 | 763 |
| 42 | BESTAVARIPETA | 1794 | 1785 | 1350 | 1116 | 1094 |
| 43 | CUMBUM | 1513 | 1361 | 1261 | 1181 | 1047 |

| | | | | | | |
|-----------|----------------------|--------|-------|-------|-------|-------|
| 44 | ARDHAVEEDU | 1436 | 1266 | 1135 | 844 | 758 |
| 45 | MARKAPUR | 1988 | 1806 | 1215 | 967 | 854 |
| 46 | PEDARAVEEDU | 1619 | 1490 | 1048 | 788 | 594 |
| 47 | DORNALA | 2111 | 1513 | 1065 | 790 | 686 |
| 48 | YERRAGONDAPALEM | 2364 | 1935 | 1281 | 762 | 610 |
| 49 | TRIPURANTAKAM | 2110 | 1793 | 1353 | 1002 | 795 |
| 50 | DONAKONDA | 2156 | 1545 | 1211 | 948 | 879 |
| 51 | KURICHEDU | 1756 | 1446 | 890 | 561 | 525 |
| 52 | PULLALACHERUVU | 2408 | 1903 | 1341 | 919 | 697 |
| 53 | TARLUPADU | 1273 | 1211 | 931 | 678 | 524 |
| 54 | MUNDLAMUR | 2074 | 1427 | 1010 | 856 | 645 |
| 55 | DARSI | 3420 | 2355 | 1818 | 1316 | 1211 |
| 56 | K.K.METLA | 2105 | 1933 | 1520 | 1198 | 1044 |
| 57 | ONGOLEMUNICIPALITY | 1274 | 864 | 753 | 624 | 642 |
| 58 | CHIRALAMUNICIPALITY | 855 | 541 | 492 | 454 | 481 |
| 59 | MARKAPURMUNICIPALITY | 880 | 825 | 752 | 616 | 716 |
| ----- | | | | | | |
| T O T A L | | 108640 | 88981 | 70500 | 55145 | 50737 |
| ----- | | | | | | |

CHAPTER - 5
SCHOOL AGE POPULATION & ENROLMENT
(GIRLS ,SC,ST,MIORITIES, PH)

| Sl. No. | Name of the Mandal | School age population | | | | |
|---------|--------------------|-----------------------|------|-----|------|----|
| | | Girls | SC | ST | Min | PH |
| 1 | ONGOLE | 4006 | 2682 | 157 | 216 | 75 |
| 2 | TANGUTUR | 4995 | 2021 | 159 | 39 | 24 |
| 3 | S.N.PADU | 3183 | 1110 | 68 | 25 | 3 |
| 4 | CHINAGANJAM | 2830 | 924 | 349 | 316 | 19 |
| 5 | J. PANGULUR | 3020 | 1845 | 295 | 274 | 18 |
| 6 | N.G.PADU | 4309 | 3517 | 414 | 238 | 47 |
| 7 | SANTHAMAGULUR | 3875 | 1286 | 299 | 707 | 42 |
| 8 | JARUGUMALLI | 2588 | 2132 | 224 | 23 | 31 |
| 9 | KOTHAPATNAM | 3550 | 649 | 387 | 95 | 13 |
| 10 | KORISAPADU | 2661 | 2119 | 157 | 27 | 24 |
| 11 | ULAVAPADU | 3601 | 787 | 509 | 594 | 67 |
| 12 | YEDDANAPUDI | 1678 | 1211 | 82 | 102 | 11 |
| 13 | ADDANKI | 4623 | 2650 | 540 | 307 | 25 |
| 14 | PARCHUR | 3464 | 2051 | 586 | 673 | 17 |
| 15 | INKOLLU | 2979 | 1983 | 261 | 0 | 38 |
| 16 | MARTUR | 4313 | 2516 | 581 | 1036 | 39 |
| 17 | KARAMCHEDU | 2217 | 1343 | 211 | 76 | 12 |
| 18 | VETAPALEM | 3207 | 687 | 550 | 382 | 42 |
| 19 | CHIRALA | 4597 | 530 | 289 | 349 | 75 |
| 20 | BALLIKURAVA | 3471 | 1083 | 196 | 142 | 19 |
| 21 | GUDLUR | 3515 | 1251 | 499 | 40 | 30 |
| 22 | LINGASAMUDRAM | 816 | 640 | 95 | 77 | 6 |
| 23 | V.V.PALEM | 2709 | 949 | 65 | 16 | 1 |
| 24 | PONNALUR | 2936 | 908 | 83 | 15 | 11 |
| 25 | VELIGANDLA | 3795 | 2507 | 53 | 72 | 0 |
| 26 | KANDUKUR | 3259 | 2909 | 597 | 1043 | 59 |
| 27 | SINGARAYAKONDA | 3882 | 1597 | 659 | 372 | 39 |
| 28 | P.C.PALLI | 2860 | 1364 | 64 | 11 | 98 |
| 29 | PAMUR | 4761 | 2220 | 226 | 454 | 12 |
| 30 | KANIGIRI | 7757 | 3714 | 76 | 667 | 13 |
| 31 | KONDAPI | 2297 | 1882 | 134 | 106 | 62 |
| 32 | PODILI | 4120 | 2574 | 266 | 442 | 46 |
| 33 | TALLUR | 3455 | 1095 | 94 | 229 | 53 |
| 34 | CHIMAKURTHY | 4599 | 3051 | 272 | 207 | 49 |
| 35 | MARRIPUDI | 4100 | 2703 | 154 | 48 | 77 |
| 36 | H.M.PADU | 2483 | 1824 | 14 | 174 | 38 |
| 37 | C.S.PURAM | 3349 | 1290 | 150 | 2 | 3 |
| 38 | MADDIPADU | 3034 | 1270 | 97 | 81 | 9 |
| 39 | GIDDALUR | 5464 | 2052 | 568 | 1465 | 83 |
| 40 | KOMAROLE | 3393 | 695 | 22 | 326 | 0 |
| 41 | RACHERLA | 2729 | 947 | 61 | 521 | 26 |
| 42 | BESTAVARIPETA | 3731 | 797 | 48 | 0 | 6 |
| 43 | CUMBUM | 3288 | 372 | 37 | 406 | 4 |
| 44 | ARDHAVEEDU | 2900 | 556 | 189 | 268 | 13 |

| | | School age population | | | | |
|---------|-----------------------|-----------------------|-------|-------|-------|------|
| Sl. No. | Name of the Mandal | Girls | SC | ST | Min | PH |
| 45 | MARKAPUR | 3523 | 1892 | 147 | 93 | 39 |
| 46 | PEDARAVEEDU | 3035 | 1859 | 276 | 132 | 45 |
| 47 | DORNALA | 3391 | 1758 | 1241 | 298 | 33 |
| 48 | YERRAGONDAPALEM | 4005 | 2326 | 510 | 348 | 28 |
| 49 | TRIPURANTAKAM | 4828 | 856 | 159 | 69 | 3 |
| 50 | DONAKONDA | 3405 | 1902 | 136 | 192 | 27 |
| 51 | KURICHEDU | 3540 | 1387 | 250 | 484 | 60 |
| 52 | PULLALACHERUVU | 4338 | 2574 | 1745 | 0 | 50 |
| 53 | TARLUPADU | 2973 | 774 | 19 | 160 | 3 |
| 54 | MUNDLAMUR | 5137 | 1236 | 257 | 98 | 44 |
| 55 | DARSI | 5655 | 1501 | 202 | 179 | 24 |
| 56 | K.K.METLA | 3957 | 2543 | 100 | 59 | 45 |
| 57 | ONGOLE MUNICIPALITY | 2364 | 761 | 198 | 253 | 3 |
| 58 | CHIRALA MUNICIPALITY | 1793 | 286 | 279 | 130 | 4 |
| 59 | MARKAPUR MUNICIPALITY | 1980 | 338 | 60 | 1037 | 15 |
| TOTAL | | 204918 | 95434 | 16280 | 16003 | 1775 |

MINORITIES & P.H ENROLET IN CLASSES I-V

| Sl. No. | Name of the Mandal | Minorities | | | P.H | | | |
|---------|-----------------------|------------|-------|--------|------|-------|-------|--|
| | | Boys | Girls | Total | Boys | Girls | Total | |
| 1 | ONGOLE | 119 | 97 | 216 | 48 | 27 | 75 | |
| 4 | CHINAGANJAM | 150 | 151 | 301 | 9 | 7 | 16 | |
| 5 | J. PANGULUR | 80 | 94 | 174 | 10 | 3 | 13 | |
| 6 | N.G.PADU | 113 | 121 | 234 | 17 | 22 | 39 | |
| 7 | SANTHAMAGULUR | 486 | 374 | 860 | 23 | 13 | 36 | |
| 8 | JARUGUMALLI | 15 | 8 | 23 | 16 | 6 | 22 | |
| 9 | KOTHAPATHAM | 150 | 95 | 245 | 7 | 13 | 20 | |
| 10 | KORISAPADU | 24 | 16 | 40 | 13 | 11 | 24 | |
| 11 | ULAVAPADU | 247 | 212 | 459 | 11 | 6 | 17 | |
| 12 | YEDDANAPUDI | 47 | 49 | 96 | 3 | 6 | 9 | |
| 13 | ADDANKI | 165 | 131 | 296 | 14 | 8 | 22 | |
| 15 | INKOLLU | 0 | 0 | 0 | 16 | 17 | 33 | |
| 16 | MARTUR | 445 | 446 | 891 | 23 | 7 | 30 | |
| 17 | KARAMCHEDU | 45 | 31 | 76 | 6 | 4 | 10 | |
| 18 | VETAPALEM | 200 | 220 | 420 | 23 | 13 | 36 | |
| 19 | CHIRALA | 176 | 181 | 357 | 35 | 36 | 71 | |
| 20 | BALLIKURAVA | 162 | 147 | 309 | 21 | 14 | 35 | |
| 21 | GUDLUR | 47 | 49 | 94 | 23 | 17 | 40 | |
| 22 | LINGASAMUDRAM | 0 | 0 | 0 | 0 | 0 | 0 | |
| 23 | V.V.PALEM | 11 | 16 | 27 | 2 | 0 | 2 | |
| 24 | POMNALUR | 8 | 10 | 18 | 23 | 10 | 33 | |
| 25 | VELIGANDLA | 33 | 39 | 72 | 0 | 0 | 0 | |
| 26 | KANDUKUR | 540 | 467 | 1007 | 27 | 21 | 48 | |
| 27 | SINOARATAKONDA | 200 | 172 | 372 | 16 | 23 | 39 | |
| 28 | P.C.PALLI | 9 | 9 | 18 | 23 | 13 | 36 | |
| 29 | PAMUR | 280 | 274 | 454 | 8 | 4 | 12 | |
| 30 | KANIGIRI | 387 | 333 | 720 | 28 | 25 | 53 | |
| 31 | KONDAPI | 38 | 40 | 78 | 24 | 19 | 43 | |
| 32 | PODILI | 222 | 220 | 442 | 29 | 17 | 46 | |
| 33 | TALLUR | 165 | 171 | 336 | 37 | 8 | 45 | |
| 34 | CHIMAKURTHY | 106 | 90 | 196 | 16 | 26 | 42 | |
| 35 | MARRIPUDI | 83 | 60 | 143 | 46 | 26 | 72 | |
| 36 | H.M.PADU | 52 | 48 | 100 | 11 | 12 | 23 | |
| 37 | C.S.PURAM | 1 | 1 | 2 | 2 | 1 | 3 | |
| 38 | MADDIPADU | 99 | 81 | 161 | 15 | 9 | 24 | |
| 39 | GIDDALUR | 687 | 614 | 1301 | 38 | 19 | 57 | |
| 40 | KOMAROLE | 223 | 326 | 549 | 3 | 4 | 7 | |
| 41 | RACHERLA | 283 | 296 | 579 | 18 | 8 | 26 | |
| 42 | BESTAVARIPETA | 0 | 0 | 0 | 17 | 19 | 36 | |
| 43 | CUMBUM | 0 | 0 | 0 | 0 | 0 | 0 | |
| 44 | ARDHAVVEDU | 273 | 255 | 528 | 20 | 12 | 32 | |
| 45 | MARKAPUR | 54 | 39 | 93 | 22 | 17 | 39 | |
| 46 | PEDARAVVEDU | 75 | 60 | 135 | 19 | 19 | 38 | |
| 47 | DORNALA | 172 | 124 | 296 | 28 | 08 | 36 | |
| 48 | TERRAGONDAPALEM | 204 | 144 | 348 | 14 | 14 | 28 | |
| 49 | TRIPURANTAKAM | 74 | 69 | 143 | 18 | 4 | 22 | |
| 50 | DONAKONDA | 90 | 73 | 163 | 11 | 9 | 20 | |
| 51 | KURICHEDU | 180 | 131 | 331 | 36 | 16 | 52 | |
| 52 | PULLALACHERUVU | 0 | 0 | 0 | 36 | 14 | 50 | |
| 53 | TARLUPADU | 137 | 123 | 260 | 18 | 9 | 27 | |
| 54 | MUNDLAMUR | 57 | 46 | 103 | 32 | 26 | 58 | |
| 55 | DARSI | 125 | 121 | 246 | 29 | 15 | 44 | |
| 56 | K.K.METLA | 13 | 15 | 28 | 20 | 27 | 47 | |
| 57 | ONGOLE MUNICIPALITY | 255 | 231 | 486 | 4 | 0 | 4 | |
| 58 | CHIRALA MUNICIPALITY | 295 | 283 | 578 | 1 | 3 | 4 | |
| 59 | MARKAPUR MUNICIPALITY | 505 | 420 | 925 | 7 | 6 | 13 | |
| | | 14 | | | | | | |
| TOTAL | | 7462 | 6816 | 1.4177 | 993 | 675 | 1668 | |

డిపెప్ శిక్షణా తరగతులు

దర్శి, ఆగస్టు 11 (వ్రభాతవార్త): జిల్లా ప్రాథమిక విద్యావరదకం ఒకరోజు శిక్షణాతరగతులు దర్శి తూర్పు ప్రాథమిక పాఠశాలలో సోమవారం జరిగాయి. దర్శి గానననభ్యులు నారవుశెట్టి పాపారావు, శిక్షణా తరగతులను ప్రారంభించారు. ఈ సందర్భంగా మాట్లాడుతూ విద్యావరంగా అన్ని వివరాలు నివేదిక తయారుచేసి ప్రస్తుతానికి పంపినట్లయితే తగిన నిధులు మంజూరుకు కృషి చేస్తానన్నారు. కోర్సు చైరెక్టర్ ఎం. వెంకటరెడ్డి మాట్లాడుతూ ఏనుండి 11 సంవత్సరాల మధ్యనయస్సుగల బాలబాలికలందరినీ పాఠశాలలో నమోదు చేయాలన్నారు. మధ్యలో బడి మానివేసిన వారిని నమోదు చేయాలన్నారు. విద్యార్థులందరికీ గుణాత్మకమైన విద్యనందించుట ముఖ్య ఉద్దేశ్యమని ఎం.పి.పి. బాలయ్య అన్నారు. ఈ శిక్షణకు మండలంలోని ప్రధానోపాధ్యాయులు, సర్పంచులు, ఎం.పి.టి.సి. లు జి.పి.రత్నం, తదితరులు పాల్గొన్నారు.

శిక్షణా తరగతులకు హాజరుకావాలి!

ఒంగోలు, ఆగస్టు 11 (వ్రభాతవార్త): రాష్ట్ర సెంకడరీ బోర్డు ఉత్తర్వుల మేరకు ఈనెల 11వ తేదీ జిల్లాలోని అన్ని మండల పాఠశాలలో ప్రాథమిక అమలు నిమిత్తం నిర్వహించే శిక్షణా కార్యక్రమానికి అన్ని వర్గాలు హాజరు కావాలని జిల్లా విద్యాశాఖాధికారి తోట చెంగయ్య విజ్ఞప్తిచేశారు. అన్ని మండలాల వరదిలోని గ్రామ సర్పంచులు, ప్రాథమిక, ప్రాథమికోన్నత పాఠశాల ప్రధానోపాధ్యాయులు, మండల లిటరసీ ఆర్గనైజర్లు, స్వచ్ఛంద సంస్థల కార్యకర్తలు ఏదిగా శిక్షణా తరగతులలో పాల్గొనాలని చెంగయ్య కోరారు. ఈనెల 12వ తేదీనుండి 29వ తేదీ వరకూ జిల్లా వ్యాప్తంగా నిర్వహించే ఇంటింటి వర్సే కార్యక్రమానికి సంబంధించిన పూర్తి వివరాలు శిక్షణలో ఉంటాయని ప్రజా ప్రతినిధులు, ఉపాధ్యాయ వర్గాలన్నిటిగా పాల్గొనాలని డి.బి.పేర్కొన్నారు.

అక్షరాస్యతతోనే గ్రామాల అభివృద్ధి

వారు అభివృద్ధి పొందుతారు, ఆగస్టు 11 (స్కూన్టుడే): అక్షరాస్యతతోనే గ్రామాలు అభివృద్ధి చెందుతాయని వారు అభివృద్ధి పొందుతారు మండలాధ్యక్షులు వారు కోసం అభివృద్ధి పొందుతారు సోమవారం ఉదయం వారు అభివృద్ధి పొందుతారు జిల్లా ప్రాథమిక విద్యా వరదకం ఒకరోజు శిక్షణ కార్యక్రమంలో అమె ముఖ్య అధికారిగా పాల్గొన్నారు నల్లకు మండల విద్యాశాఖాధికారి కాలయ్య అధ్యక్షత వహించారు యువైటిడ కింగ్ డి.బి.పేర్కొన్నారు ప్రాథమిక విద్యావరదకం అమలు జరుగుతుంది మండల విద్యాశాఖాధికారి కాలయ్య పేర్కొన్నారు, నల్లకు మండల రెవిన్యూ అధికారి కె.వి.శ్రీనివాసరావు వారు అభివృద్ధి పొందుతారు ఓ.వి.నిడమాచూరు కిల్లగుంట, ఉప్పు గుండురు సర్పంచులు మార్కెట్ బంగారులాలు పి.వరంధామిరెడ్డి, కోటేశ్వరరావు, యానాది.వి.నిడమాచూరు ప్రధానోపాధ్యాయుడు సుబ్బారెడ్డి పాల్గొన్నారు

కొత్త పట్టణం పట్టణం పాఠశాలలు వీధి-చానీ

కొత్తపట్టణం, ఆగస్టు 11 (ప్రార్థన మ్యాప్)-
గ్రామంలో పాఠశాలలో చేరి ఒక ఊరు
పట్టణం గుర్తించి వివిధ పాఠశాలలో
చేర్చించాలి కొత్తపట్టణం ఎంపీ. మల్లం
చేర్చి రమణమ్మ విజ్ఞప్తి చేశారు.

పో.మహారం ఉదయం ప్లానిక జిల్లా పరి
షత్ ఉన్న పాఠశాలలో ప్రాథమిక విద్య

వచ్చే కార్యక్రమంలో పాఠశాల ప్రవంశిం
చారు. గ్రామంలోని పాఠశాలలకు కావలసిన
ఉపాధ్యాయులు వివరాలు అందించి వచ్చే
అవసరం గ్రామ విద్యా కమిటీల ద్వారా
గ్రామ వర్గంలో చేర్చించి గ్రామ ప్రణాళిక
విద్యహించాలి ఉపాధ్యాయులను కోరారు.
ఎం.ఇ.టి.టి.వాగ్గేరరావు మాట్లాడుతూ

జిల్లాలో కొత్తపట్టణం మండలం అక్షరాస్య
తరలో మొకటి ఉండవచ్చు. రామన్న
కాంత్ మండలంలో అక్షరాస్యత శాతం
పెరగాలన్నారు. అందుకు ఉపాధ్యాయులు
వేరయం ఎంతైనా ఉండాలి అన్నారు.
ఒక ఊరు పట్టణం పాఠశాలలను పంచదా
నికీ ఉపాధ్యాయులు, తల్లిదండ్రులు, అధి

కారులు అందరూ నహకరించాలి విజ్ఞప్తి
చేశారు. ఈ కార్యక్రమంలో ఎం.ఇ.టి.
వాగ్గేరరావు, కొత్తపట్టణం, ఈశముఖ్యులు,
అల్లూరు ఉన్న పాఠశాల ప్రధానోపాధ్యాయులు,
అల్లూరు వర్గం వర్గ శిక్షార్థి
తదితర పాఠశాల ఉపాధ్యాయులు పాల్గొ
న్నారు.

ప్రధానోపాధ్యాయులకు శిక్షణా శిబిరాలు

యో. ఆగస్టు 11 (ప్రార్థన మ్యాప్)-
జిల్లా ప్రాథమిక విద్యా కార్యక్రమంపై యో
మండలంలోని పాఠశాలలు, ప్రధానోపాధ్యాయులకు
శిక్షణా శిబిరం ఏర్పాటుచేస్తున్నట్లు
యో. మండలం అధికారి అధికారి శ్రీ. ఎ.
వెంకటరెడ్డి తెలిపారు. ఈ సైన్య కమి
షన్ ద్వారా మండలంలోని ఊర్లు శిబిర
పాలెం గ్రామంలోని హిందూ, అధి అంధ
పాఠశాలలో మంచిటి బోర్డు వేపందుకు
30 వేల రూపాయలు మంజూరైనాయని
అయిన తెలిపారు.

12-8-97 మంగళవారం ఆంధ్రజ్యోతి

విద్యార్థుల శాతం పెంపుదలకు ప్రతిపక్షం నామస్మి కృషిచేయాలి

యో. ఆగస్టు 11 (ప్రార్థన మ్యాప్)-
విద్యార్థుల శాతం పెంపు గ్రామంలో పాఠశాలలో
చేర్చించాలి కొత్తపట్టణం ఎంపీ. మల్లం
చేర్చి రమణమ్మ విజ్ఞప్తి చేశారు.
పో.మహారం ఉదయం ప్లానిక జిల్లా పరి
షత్ ఉన్న పాఠశాలలో ప్రాథమిక విద్య
వచ్చే కార్యక్రమంలో పాఠశాల ప్రవంశిం
చారు. గ్రామంలోని పాఠశాలలకు కావలసిన
ఉపాధ్యాయులు వివరాలు అందించి వచ్చే
అవసరం గ్రామ విద్యా కమిటీల ద్వారా
గ్రామ వర్గంలో చేర్చించి గ్రామ ప్రణాళిక
విద్యహించాలి ఉపాధ్యాయులను కోరారు.
ఎం.ఇ.టి.టి.వాగ్గేరరావు మాట్లాడుతూ
జిల్లాలో కొత్తపట్టణం మండలం అక్షరాస్య
తరలో మొకటి ఉండవచ్చు. రామన్న
కాంత్ మండలంలో అక్షరాస్యత శాతం
పెరగాలన్నారు. అందుకు ఉపాధ్యాయులు
వేరయం ఎంతైనా ఉండాలి అన్నారు.
ఒక ఊరు పట్టణం పాఠశాలలను పంచదా
నికీ ఉపాధ్యాయులు, తల్లిదండ్రులు, అధి
కారులు అందరూ నహకరించాలి విజ్ఞప్తి
చేశారు. ఈ కార్యక్రమంలో ఎం.ఇ.టి.
వాగ్గేరరావు, కొత్తపట్టణం, ఈశముఖ్యులు,
అల్లూరు ఉన్న పాఠశాల ప్రధానోపాధ్యాయులు,
అల్లూరు వర్గం వర్గ శిక్షార్థి
తదితర పాఠశాల ఉపాధ్యాయులు పాల్గొ
న్నారు.

డివెస్ శిక్షణా తరగతులు

వేటపాలెం, ఆగస్టు 11 (ప్రార్థన మ్యాప్)-
జిల్లా ప్రాథమిక విద్యా వర్గం వచ్చే
ప్రత్యేక శిక్షణా తరగతులు 125 వేల
మంగళవారం ఉదయం 10 గంటలకు
వేటపాలెం అండ్ బాంబయ్ హిందూ బాని
యర్ కళాశాలలో అనుగుణ్యమైన మండల
విద్యార్థిశాలి అర్. రామచంద్రయ్య ఒక ప్రక
టనలో తెలిపారు. మండలంలోని కొందరు
ప్రధానోపాధ్యాయులకు, అధ్యాపకులకు సై
మేరకు ఉత్తర్యులు పంపించి తెలిపారు.
వర్గం, మండల ప్రాదేశిక వర్గం,
జిల్లా ప్రాదేశిక వర్గంలోకి తరగతులకు
హాజరు కావాలి ఆ ప్రకటనలో కోరారు.

డిపెట్ శిక్షణా తరగతులు

దర్శి, ఆగస్టు 11 (వ్రభాతవార్త): జిల్లా ప్రాథమిక విద్యావరకం ఒకరోజు శిక్షణాతరగతులు దర్శి తూర్పు ప్రాథమిక పాఠశాలలో ప్రోమవారం జరిగాయి. దర్శి శాసనసభ్యులు నారపుశెట్టి పాపారావు, శిక్షణా అంశాలను ప్రారంభించారు. ఈ సందర్భంగా మాట్లాడుతూ విద్యావరంగా ఆస్తి వివరాలు నివేదిక తయారుచేసి ప్రస్తుతానికి వంపినట్లయితే తగిన నిధులు మంజూరుకు కృషి చేస్తానన్నారు. కోర్టు కైరెక్టర్ ఎం. వెంకటరెడ్డి మాట్లాడుతూ 5 నుండి 11 సంవత్సరాల మధ్యవయస్సు గల బాలబాలికలందరినీ పాఠశాలలో నమోదు చేయాలన్నారు. మధ్యలో బడి చూచివేసిన వారిని నమోదు చేయాలన్నారు. విద్యార్థులందరికీ గుణాత్మకమైన విద్యనందించుట ముఖ్య ఉద్దేశ్యమని ఎం.పి.పి. బాలయ్య అన్నారు. ఈ శిక్షణకు మండలంలోని ప్రధానోపాధ్యాయులు, సర్పంచ్లు, ఎం.పి.టి.సి. లు జి.పి.రత్నం, తదితరులు పాల్గొన్నారు.

శిక్షణా తరగతులకు హాజరుకావాలి!

ఐంగోలు, ఆగస్టు 11 (వ్రభాతవార్త): రాష్ట్ర సెంకెడరీ బోర్డు ఉత్తర్వుల మేరకు ఈనెల 11వ తేదీ జిల్లాలోని ఆస్తి మండల కేంద్రాలలో ప్రాథమిక ఆమలు నిమిత్తం నిర్వహించే శిక్షణా కార్యక్రమానికి ఆస్తి వర్గాలు హాజరు కావాలని జిల్లా విద్యాశాఖాధికారి తోట చెంగయ్య విజ్ఞప్తి చేశారు. ఆస్తి మండలాల వరిషిలోని గ్రామ సర్పంచ్లు, ప్రాథమిక, ప్రాథమికోన్నత పాఠశాలల ప్రధానోపాధ్యాయులు, మండల లిటరసీ ఆఫీసర్లు, స్వచ్ఛంద సంస్థల కార్యకర్తలు విధిగా శిక్షణా తరగతులలో పాల్గొనాలని చెంగయ్య కోరారు. ఈనెల 12వ తేదీనుండి 29వ తేదీ వరకూ జిల్లా వ్యాప్తంగా నిర్వహించే ఐంటిం దీ నర్వే కార్యక్రమానికి సంబంధించిన పూర్తి వివరాలు శిక్షణలో ఉంటాయని ప్రజా ప్రతినిధులు, ఉపాధ్యాయ వర్గాలన్నిటిగా పాల్గొనాలని డి.ఇ.బి. పేర్కొన్నారు.

అక్షరాస్యతలేవే గ్రామాల అభివృద్ధి

వాగుయ్యంపాడు, ఆగస్టు 11 (వ్రభాతవార్త): అక్షరాస్యతలేవే గ్రామాలు అభివృద్ధి చెందుతాయని వాగుయ్యంపాడు మండలాధ్యక్షులు రాణి కోసం అదిండ్లమ్మ తేలి పాడు ప్రోమవారం ఉదయం వాగుయ్యంపాడులో జిల్లా ప్రాథమిక విద్యావరకం ఒకరోజు శిక్షణ కార్యక్రమంలో ఆమె ముఖ్య అతిథిగా పాల్గొన్నారు. సభకు మండల విద్యాశాఖాధికారి కాంయ్య అచ్చారత్త మాంలారు యువైకెడ్ టింగడం వారి సహకారంతో జిల్లాలో ప్రాథమిక విద్యావరకం అమలు జరుగుతుంది మండల విద్యాశాఖాధికారి కాంయ్య పేర్కొన్నారు. సభలో మండల రెవిన్యూ అధికారి కె.వి.కృష్ణారావు, వాగుయ్యంపాడు గుండూరు సర్పంచులు మార్కెటింగురులాలు పి.వరంధామిరెడ్డి, కోరేశ్వరరావు, యానాదిబి నిడమా మారు ప్రధానోపాధ్యాయుడు మర్కెరెడ్డి పాల్గొన్నారు.



కొత్తపట్టణం, ఆగస్టు 11 (ప్రార్థన మ్యాప్)-
 గ్రామాల్లో పాఠశాలలలో చేరిన బడి ఈడు
 పిల్లలను గుర్తించి వివిధ పాఠశాలలలో
 చేర్చించాలని కొత్తపట్టణం ఎంపీపీ. మల్లవ
 రెప్ప రమణమ్మ విజ్ఞప్తి చేశారు.

పోమవారం ఉదయం ప్లావిక జిల్లా పరి
 షత్ ఉప్పల పాఠశాలలో ప్రారంభం నిర్వహించారు.

నక్సే కార్యక్రమంలో పాల్గొని ప్రవచించారు.
 గ్రామంలోని పాఠశాలలకు కావల్సిన
 ఉపాధ్యాయులు నివారాలు అప్పటికి నక్సే
 అవంతరం గ్రామ నిర్వాహకులు ద్వారా
 గ్రామ వారంలో చేర్చించి గ్రామ ప్రజాసేవ
 నిర్వహించాలని ఉపాధ్యాయులను కోరారు.
 ఎంపీపీ టి.వినోద్ కుమార్లు మాట్లాడుతూ


జిల్లాలో కొత్తపట్టణం మండలం అక్షరాస్య
 కార్యక్రమం మొదలుపెట్టారు. రామన్న
 కాలంలో మండలంలో అక్షరాస్యత కార్యక్రమం
 పెరగించారు. అందుకు ఉపాధ్యాయులు
 మర్యాద ఎంతైనా వుంది అన్నారు.
 బడి ఈడు పిల్లలను పాఠశాలలకు చేర్చడా
 నికి ఉపాధ్యాయులు, కార్యకర్తలు, అధికారులు

కార్యకర్తలు అందరూ సహకరించాలని విజ్ఞప్తి
 చేశారు. ఈ కార్యక్రమంలో ఎంపీపీ
 వాగ్గెరారావు, కొత్తపట్టణం, ఈశ్వరమ్మ, అంజయ్య
 ఉప్పల పాఠశాల ప్రధానోపాధ్యాయులు,
 అంజయ్య వర్మన్ వర్మన్ శివారెడ్డి
 కార్యకర్తల పాఠశాల ఉపాధ్యాయులు పాల్గొ
 న్నారు.

ప్రధానోపాధ్యాయులకు శిక్షణా శిబిరాలు

జిల్లా, ఆగస్టు 11 (ప్రార్థన మ్యాప్)-
 జిల్లా ప్రాథమిక విద్యా కార్యక్రమంపై దక్షిణ
 మండలంలోని పాఠశాలల, ప్రధానోపాధ్యాయులకు
 శిక్షణా శిబిరం నిర్వహిస్తున్నట్లు
 దక్షిణ మండల అధికారి అధికారి శ్రీ ఎం.
 వెంకటరెడ్డి తెలిపారు. 5వ ఫైవార్డ్ కమి
 షన్ ద్వారా మండలంలోని కార్యక్రమంపై
 పాఠశాల గ్రామంలోని హిందూ, అధికారి అంధ
 పాఠశాలలో ముందటి బోర్డు వేసేందుకు
 30 వేల రూపాయలు మంజూరైనాయి
 అయిన చెప్పారు.

12-8-97 మంగళవారం ఆంధ్రబిశ్మితి



డి.వెస్. శిక్షణా కార్యక్రమాలు

వేలపాటి, ఆగస్టు 11 (ప్రార్థన మ్యాప్)-
 జిల్లా ప్రాథమిక విద్యా కార్యక్రమంపై దక్షిణ
 ప్రాంత శిక్షణా కార్యక్రమం 12వ వేదిక
 మండలంలోని ఉదయం 10 గంటలకు
 వేలపాటి అంజయ్య అంజయ్య హిందూ అంజయ్య
 యన్ కాలేజీలో అనుభవించాలని మండల
 విద్యాధికారి అధికారి రామచంద్రయ్య ఒక ప్రక
 టవలో తెలిపారు. మండలంలోని కొందరు
 ప్రధానోపాధ్యాయులకు, అధ్యాపకులకు సై
 మేలకు ఉత్తర్యులు పంపామని చెప్పారు.
 వర్మన్, మండల ప్రాధికారి వర్మన్,
 జిల్లా ప్రాధికారి వర్మన్ అంజయ్య అంజయ్య
 వారు కొందరు ఆ ప్రకటనలో కోరారు.

13.8.97. "ఈనాడు"

ఆందరికీ చదువే లక్ష్యంగా

జిల్లా ప్రాథమిక విద్యా పథకం

నాగులువలపాడు, ఆగస్టు 12 (న్యూస్టుడే): తల్లిదండ్రుల సహకారంతో ప్రాథమిక పాఠశాలల్లో అన్ని పనులూ సమకూర్చేందుకే జిల్లా ప్రాథమిక విద్యా పథకం ప్రవేశపెట్టినట్లు నాగులువలపాడు మండలాధ్యక్షురాలు కోనకి అదినక్ష్యుమ్మ తెలిపారు. ఈ పథకానికి విరుద్ధమైనవి నేరం చేసే సమకూర్చుకుందని, అందులో కొంతలాగాన్ని అయోగ్రామస్థులు తరించాల్సి ఉందన్నారు. పిల్లలకు అందుబాటులో ఉండేవిధంగా చేయడం, మాతన పాఠశాలల్ని ఏర్పాటు చేయడం, అయిదు నుంచి 11 సంవత్సరాల వయస్సున్న పిల్లలందరినీ ప్రాథమిక పాఠశాలల్లో మోడరన్ యేజీ విధంగా చక్కలు చేస్తామి. అవసరమైన ప్రదేశాల్లో హార్వ ప్రాథమిక విద్యా కేంద్రాల ప్రారంభం, అడవుల తరగతి గదుల్ని నిర్మించడం, ప్రతి పాఠశాలలోను ఇళ్లకు ఉపాధ్యాయులు ఉండేలా తదితర విషయాల్లో చక్కలు తీసుకోవాంన్నారు.

బడితుడు పిల్లలను గుర్తించాలి

కొత్తవట్నం, ఆగస్టు 12 (న్యూస్టుడే): కొత్తవట్నం మండలంలోని అన్ని గ్రామాల్లో ఉన్న బడితుడు పిల్లలను గుర్తించి, బడిలో చేర్చుకునే కార్యక్రమాన్ని విరివిగా చేపట్టాలని ఎం.పి.సి. మల్లవరపు రమణమ్మ కోరారు.

కొత్తవట్నం జిల్లా పరిషత్ స్రాస్థులులో సోమవారం జరిగిన డి.పెన్ శిక్షణ కార్యక్రమానికి ముఖ్య అతిథిగా పాల్గొని ప్రసంగించారు. బడితుడు పిల్లలను గుర్తించటంలో పాటు పాఠశాలలకు కావలసిన వసతులు, తగినంత మంది ఉపాధ్యాయుల వివరాలను తూర్పు సేకరించాలని ఎం.పి.సి. డి. నాగేశ్వరరావు కోరారు.

