

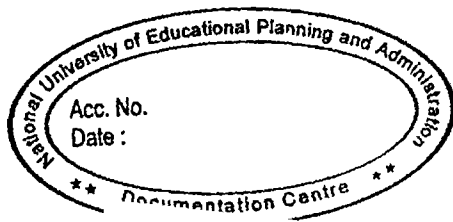


# RASHTRIYA MADHYAMIK SHIKSHA ABHIYAN

(Including IEDSS, ICT, VE, GH)

APPRAISAL REPORT OF ANNUAL WORKPLAN AND  
BUDGET 2013-14

ANDAMAN & NICOBAR  
ISLANDS



## 1. Committed Liability of Previous year(NR)

Approval year	Rs in lakh			
	Approved outlay	Govt share	Govt Release	Committed Liability
2009-10	0	0	0	0
2010-11	0	0	0	0
2011-12	43.55	32.66	9.18	23.48
Total	43.55	32.66	9.18	23.48

## 1. Committed Liability of Previous year-

Rs in lakh	
R	-0.01
NR	1
Subtotal	1

## 1. Committed Liability of Previous year (NR)

Year	Rs in lakh			
	Approval	Govt share	Govt Release	Committed Liability
2008-09	93.8	70	35.25	34.75
2010-11	179.2	134.4	201.6	-67.2
TOTAL	273	204.4	236.85	-32.45

1. Committed Liability of Previous year(NR)  
NIL

## A. Committed Liability of Previous year

NIL

## 2. Fresh Approval 2013-14

A	Activities	Phy	Fin
A.1	Committed Liability of teachers & Staff		0.00
A.2	Additional Teachers		0.00
A.4	Lab Attendant		0.00
A.5	Dutitary		0.00
A.2	sub total	0	0

B	Other Committed liability		
B.1	School Grant	86	43.0
B.2	Minor Repair	86	21.5
B.3	Community training	923	5.5
	Subtotal	1095	70.04

## C: Other Fresh Recommended Activities

C.1	Civil Works	212.1
	Other than Civil works	62.3
D.	MMER	17.2
	Scheme RMSA Total	391.7

## 2. Fresh Approval 2013-14

A	Activities	Fin
A.1	Non Recurring	0
A.2	Recurring	130
	MMER	33.83
	Scheme Total	164.0

## 2. Fresh Approval 2013-14 NIL

A	Activities	Fin
A.1	Non Recurring	0
A.2	Recurring	0
	MMER	0.00
	Scheme Total	0.0

## 2. Fresh Approval 2013-14

A	Activities	Fin
A.1	Non Recurring	0.0
A.2	Recurring	106.9
	MMER	2.7
	Scheme Total	109.6

## 2. Fresh Approval 2013-14

NIL

A	Activities	Fin
A.1	Non Recurring	0.0
A.2	Recurring	0.0
	MMER	0.0
	Scheme Total	0.0

## INDEX PAGE

Sr. No.	Items	Page Number
	<i>Executive Summary</i>	1
<b>I</b>	<b>Status on Integration of schemes</b>	1
	<b>SFD</b>	2
<b>II</b>	<b>Progress Overview</b>	3
<b>A</b>	RMSA	3-5
<b>B</b>	IEDSS	6
<b>C</b>	ICT @ Schools	6-7
<b>III</b>	<b>Committed Liabilities</b>	8
<b>A</b>	RMSA	8
<b>B</b>	IEDSS	8
<b>C</b>	ICT @ Schools	9
<b>IV</b>	<b><i>Proposal and recommendation</i></b>	10-15
<b>A</b>	RMSA	10-15
<b>B</b>	IEDSS	16
<b>C</b>	ICT @ Schools	17
<b>V</b>	<b>Major Issues</b>	18
<b>A</b>	Planning process including indicators	18
<b>B</b>	Quality	18
<b>C</b>	School Infrastructure	18
<b>D</b>	ICT@School	18
<b>E</b>	Finance	18
<b>F</b>	Point for PAB decision	18
<b>A</b>	ICT	18
	<b><i>Appraisal Report</i></b>	19
<b>1.</b>	<b>Composition of Appraisal team</b>	20
<b>2</b>	<b>State Profile</b>	21-22
<b>3</b>	<b>Educational indicator</b>	23-25
<b>4</b>	<b>Planning Process</b>	26-27
<b>4.1</b>	<b>State Implementing agency</b>	26-27




4.2	Staffing set up in the state and Training of the administrative Staff	27-35
4.3	Status on UDISE/UDISE Code	36
5	Progress of Implementation	37-40
	<i>Component Wise Appraisal</i>	41
6	Access	42
6.1	<i>New School</i>	42-43
6.2	<i>Upgradation Sanctioned under RMSA</i>	42-43
6.3	<i>Open schooling system</i>	44-45
6.4	<i>School Infrastructure</i>	45-49
A	RMSA	45
B	IEDSS	48
C	GH	49
7	Quality	50
7.1	Quality Intervention	50-54
7.2	Library Status	54-57
7.3	Teacher Recruitment / Appointment	57
7.3	Teacher Training	57
A	RMSA	57-61
B	IEDSS	61
7.5	<i>Observation of NCERT</i>	62-63
7.6	<i>ICT @ School</i>	63-65
8	Equity	66
8.1	<i>General analysis of the Equity Scenario</i>	66
A	RMSA	67
B	IEDSS	67-70
9	Media / SMDCs Training	71-73
10	Innovations	74
A	RMSA	74
11	Finance & Procurement	75
A	RMSA	75
B	IEDSS	75
C	ICT	75
D	Vocational Education	75



E	GH	75
	<i>Annexures</i>	76
i.	<i>Educational Indicator</i>	77
ii.	<i>School Infrastructure</i>	78-79
	<i>Model Tables</i>	80





# Executive Summary

## I. Status on Integration of Schemes at School Level

No. of schools	Schools with Enrolment zero			Dept. of Education	Tribal/social Education	Local Body	Pvt. Aided	Un-Aided Schools	Other Schools	Central govt.	Un-Recognized
	Govt.	Aided	Private								
106	1	0	0	85	0	3	2	11	0	4	0

Govt. Schools			Aided Schools			Total schools Having classes IX-XII (Govt. & Aided)
Sec.	Stand Alone Hr. Sec.	Total	Sec.	Stand Alone Hr. Sec.	Total	
89	0	89	2	0	2	91

Schools covered under RMSA	ICT coverage in RMSA	IED coverage in RMSA	VE coverage in RMSA
89	28		0

Total EBBs	Dominated Districts		
	SC	ST	Min
0	0	0	1

ICT coverage Excluding RMSA		
Govt.	Aided	Total
0	0	0

### New Proposal:- 2013-2014

RMSA (Strengthening)	ICT		
	Covered under RMSA	Aided + Hr. Sec.	Total
0	0	0	0

## RMSA, VE & ICT Coverage in Special Focus Districts

SFD	District	School grant	Previous approvals					
			Strengthening		New school		ICT	Vocational
			NO. of school	Amount (In lacs)	NO. of school	Amount (In lacs)		
<b>Minority concern district</b>								
MI	ANDAMANS	0	0	0.00	0	0.00	12	0.00
	<b>Total</b>	<b>0</b>	<b>0</b>	<b>0.00</b>	<b>0</b>	<b>0.00</b>	<b>12</b>	<b>0.00</b>

## II. Progress Overview on Schemes

### A. RMSA

- **State Budget Provision:** The state has made a provision of *Rs.50* lakh for 2013-14 for state share as reported by the state. Documentary evidence is yet to be submitted.
- **Status of Submission of Annual Report of 2009-10, 2010-11 and 2011-12:** Annual Audit Reports for the financial years 2009-10, 2010-11 and 2011-12 (both English and Hindi version) along with reasons of delay have been submitted.
- **Status of preparation of Audit Report for 2012-13:** Auditing is under Process for 2012-13
- **Financial Statement for preparatory fund and main Annual Plan as on 31<sup>st</sup> March 2012-13 since inception of the Program is as follows :**

Rs in lakhs

Expenditure Head		Opening Balance as on 1st April	GOI releases till 31st March	State releases till 31st March	Other Receipt	Interest	Total available fund	Expenditure till 31st March	Unspent Balance as on 31st March	% Exp to available fund	Short fall in State Share
2009-10	R	0.00	0.00	0.00	0.00	0.00	0.00	0.00	0.00	0.00	0.00
	NR	0.00	0.00	0.00	0.00	0.00	0.00	0.00	0.00	0.00	0.00
	Sub Total	0.00	0.00	0.00	0.00	0.00	0.00	0.00	0.00	0.00	0.00
2010-11	R	0.00	47.05	23.99	0.00	0.00	71.04	31.50	39.54	44%	8.31
	NR	0.00	0.00	0.00	0.00	0.00	0.00	0.00	0.00	0.00	0.00
	Sub Total	0.00	47.05	23.99	0.00	0.00	71.04	31.50	39.54	44%	8.31
2011-12	R	39.54	96.03	19.37	1.73	9.50	166.17	84.37	81.80	51%	-12.64
	NR	0.00	9.18	11.00			20.18	19.40	0.78	96%	7.94
	Sub Total	39.54	105.21	30.37	1.73	9.50	186.35	103.77	82.58	56%	-4.70
2012-13	R	81.80	67.13	0.00	1.73	0.62	151.28	64.69	86.59	43%	-22.38
	NR	0.78	0.00	11.00	0.00	0.00	11.78	0.00	11.78	0%	11.00
	Sub Total	82.58	67.13	11.00	1.73	0.62	163.06	64.69	98.37	40%	-11.38

<b>Grand Total</b>	<b>R</b>		210.21	43.36	3.46	10.12	267.15	180.56	86.59	68%	-26.71
	<b>NR</b>		9.18	22.00	0.00	0.00	31.96	19.40	11.78	61%	18.94
	<b>Sub Total</b>	<b>0.00</b>	<b>219.39</b>	<b>65.36</b>	<b>3.46</b>	<b>10.12</b>	<b>299.11</b>	<b>199.96</b>	<b>98.37</b>	<b>67%</b>	<b>-7.77</b>

**Observations:**

- State has utilized 61% out of the total available fund for Major Repair in 26 schools.
- 68% of fund has been utilized for recurring grant since 2010-11.
- Shortfall in state matching release has been observed of Rs. 7.77 lakh.

**The activity-wise progress of non-recurring activities for 2011-12 is as follows:**

**Rs. In lakhs**

S.No.	Activities	Progress Review of 2011-12				
		Approval		Tentative Exp till 31st March 2013		
		Phy	Fin	Phy	Fin	% Fin
<b>A</b>	<b>RMSA</b>					
	<b>Non recurring</b>					
<b>1</b>	<b>Major repair</b>	0	0	0	0	0
1.1	Major repair for Govt school	26	43.55	13	19.40	45%
1.2	Major repair for Govt aided schools*	0	0	0	0	0
	<b>Subtotal</b>	26	43.55	13	19.40	45%
	<b>TOTAL Non-recurring</b>	26	43.55	13	19.40	45%

**The activity-wise progress of recurring activities for 2012-13 is as follows:**

**Rs. In lakhs**

S.No.	Activities	Progress Review of 2012-13				
		Approval		Tentative Exp till 31st March 2013		
		Phy	Fin	Phy	Fin	% Fin
<b>A</b>	<b>RMSA</b>					
	<b>Non recurring</b>					
<b>2</b>	<b>School Grant</b>					
2.1	School Grant (Gov. Schools)	84	42.00	84	42.00	100%
	<b>Sub total</b>	0	42.00	84	42.00	100%
<b>3</b>	<b>Minor Repair</b>					
3.1	Minor Repair (Gov. Schools)	77	19.25	77	19.25	100%
	<b>Sub total</b>	0	19.25	77	19.25	100%

S.No.	Activities	Progress Review of 2012-13				
		Approval		Tentative Exp till 31st March 2013		
		Phy	Fin	Phy	Fin	% Fin
<b>4</b>	<b>Teacher Training</b>					
4.1	In-service training for existing teachers (5 Days @ 300 Per Day Per Teacher)	1503	22.55	0	0	0%
4.2	Training of KRPs (5 Days @ 300 Per KRP)	10	0.15	0	0	0%
4.3	Training of Master Resource Persons	90	1.35	0	0	0%
4.4	Management Training of Head Masters @ 30000/- Per HM)	84	25.2	0	0	0%
4.5	Training of Librarians @ Rs300/- per Librarian for 5 Days)	0	0	0	0	0%
	<b>Sub total</b>	0	49.25	0	0	0%
<b>5</b>	<b>Quality Interventions</b>					
5.1	Excursion trip for teachers within the State	500	1	0	0	0%
5.2	Science exhibition at district level	3	3	0	0	0%
5.3	Book fair at district level	3	3	3	2.44	81%
5.4	Sports Kits	84	16.8	0	0	0%
5.5	Science Kit for Schools	840	12.6	0	0	0%
	<b>Sub total</b>		<b>36.4</b>	3	2.44	7%
<b>6</b>	<b>Guidance and Counseling</b>					
6.1	Salary for RPs	3	7.2	0	0	0%
	<b>Sub total</b>		<b>7.2</b>	0	0	0%
<b>7</b>	<b>Community training</b>					
7.1	Training of SDMC members (3 Days Training @ 200 Per Member)	1092	6.55	0	0	0%
	<b>Sub total</b>	0	6.55	0	0	0%
<b>7</b>	<b>MMER</b>					
	<b>Subtotal MMER</b>	1	3.12	1	1.00	32%
	<b>TOTAL Recurring</b>	<b>0</b>	<b>163.86</b>		<b>64.69</b>	<b>39%</b>
	<b>TOTAL ( Non-recurring + recurring)</b>	<b>0</b>	<b>163.86</b>		<b>64.69</b>	<b>39%</b>

**A. IEDSS**

Rs in lakh

Financial Year	Head	State Component		Exp	Balance to be released
		Approval	Release		
2009-10	R	2.85	2.85	2.84	-0.01
	NR	0.00	0.00	0.00	0.00
	Subtotal	2.85	2.85	2.84	-0.01
2010-11	R	25.58	2.00	2.00	0.00
	NR	1.00	0.00	0.00	1.00
	Subtotal	26.58	2.00	2.00	1.00
Total	R	28.43	4.85	4.84	-0.01
	NR	1.00	0.00	0.00	1.00
	Subtotal	29.43	4.85	4.84	1.00

**A. ICT**

Rs in lakh

Year	No. of schools	Budget approved	GOI share	Year wise release of non-recurring grant					
				2008-09	2009-10	2010-11	2011-12	2012-13	Total
2008-09	14	93.80	70.00	18.00	17.25	0.00	0.00	0.00	35.25
2010-11	28	179.20	134.40			67.20	67.20	67.20	201.60
<b>TOTAL</b>	<b>42</b>	<b>273.00</b>	<b>204.40</b>	<b>18.00</b>	<b>17.25</b>	<b>67.20</b>	<b>67.20</b>	<b>67.20</b>	<b>236.85</b>

*Note: In respect of UT without legislature the funds gets lapsed by the end of financial year if the UT does not utilize in the same financial.*

- PMEG in its meeting had approved 12 schools with a total central share of Rs.60.30 lakh in 2006-07. An unspent amount of Rs.32.30 lakh was available with UT of Andaman and Nicobar. Sanction for utilization of 30.00 lakh was given out of unspent amount of Rs.32.30 lakh. Carry forward permission was given in 2007-08. UC and progress report pending. 12 schools approved in 2006-07 could not be covered under the scheme as the Ministry's sanction amount could not be drawn by UT administration. Sanction amount had been lapsed. Schools were cancelled.
- PMEG in its meeting held on 04.11.2008 had approved 14 schools with a total central share of Rs.70.00 lakh. First installment of Rs.18.00 lakh was released in 2008-09. UT administration could not utilize the amount and fund was lapsed. Hence, first installment of Rs.17.25 lakh could be released due to less budget provision. UT administration could not utilize the sanction, hence the funds lapsed. Again, first installment of Rs.35.00 lakh was released. UC and progress report pending. 14 schools were cancelled.

- PMEG in its meeting held on 2010-11 had approved 28 schools of UT of Andaman and Nicobar for 2010-11 with a total central share of Rs.134.40 lakh. First installment for a sum of Rs.67.20 lakh was released in two parts in 2010-11. Carry forward permission has been given. UT administration could not utilize the amount and lapsed. First installment of Rs.67.20 lakh was again released. Sanction was again lapsed. A sum of Rs.67.20 lakh was again released in 2012-13. Since the state is repeatedly failing to utilise the funds released by the Ministry and the same are getting lapsed at the end of financial year, in 2013-14, the UT is requested to incur the expenditure in respect of 28 schools approved under the scheme and get the same reimbursed from the Ministry. UC and progress report pending.



### III. Committed Liability of non- recurring sanctioned in previous years

#### A. RMSA

(Rs in lakh)

Approval year	Approved outlay	GoI share	Release year					Balance
			2009-10	2010-11	2011-12	2012-13	Total	
2009-10	0.00	0.00	0.00	0.00	0.00	0.00	0.00	0.00
2010-11	0.00	0.00		0.00	0.00	0.00	0.00	0.00
2011-12	43.55	32.66			9.18	0.00	9.18	23.48
<b>Total</b>	<b>43.55</b>	<b>32.66</b>	<b>0.00</b>	<b>0.00</b>	<b>9.18</b>	<b>0.00</b>	<b>9.18</b>	<b>23.48</b>

#### B. IEDSS:

(Rs in lakh)

Financial Year	Head	State Component		Exp.	Balance to be released
		Approval	Release		
2009-10	R	2.85	2.85	2.84	-0.01
	NR	0.00	0.00	0.00	0.00
	<b>Subtotal</b>	<b>2.85</b>	<b>2.85</b>	<b>2.84</b>	<b>-0.01</b>
2010-11	R	25.58	2.00	2.00	0.00
	NR	1.00	0.00	0.00	1.00
	<b>Subtotal</b>	<b>26.58</b>	<b>2.00</b>	<b>2.00</b>	<b>1.00</b>
<b>Total</b>	R	28.43	4.85	4.84	-0.01
	NR	1.00	0.00	0.00	1.00
	<b>Subtotal</b>	<b>29.43</b>	<b>4.85</b>	<b>4.84</b>	<b>1.00</b>

### C. ICT @ School

Year wise status of implementation of ICT scheme at school and GOI release thereof:

(Rs in lakh)

Year	No. of schools	Budget approved	GOI share	Year wise release of non-recurring grant					
				2008-09	2009-10	2010-11	2011-12	2012-13	Total
2008-09	14	93.80	70.00	18.00	17.25	0.00	0.00	0.00	35.25
2010-11	28	179.20	134.40			67.20	67.20	67.20	201.60
<b>TOTAL</b>	<b>42</b>	<b>273.00</b>	<b>204.40</b>	<b>18.00</b>	<b>17.25</b>	<b>67.20</b>	<b>67.20</b>	<b>67.20</b>	<b>236.85</b>

*Note: In respect of UT without legislature the funds gets lapsed by the end of financial year if the UT does not utilized in the same financial.*

## IV. Proposal and Recommendation

### Scheme wise Proposal and Recommendation of 2013-14

Rs in lakh

Scheme	Fresh Proposal for 2013-14			Fresh Recommendation for 2013-14			Spill Over	Grand Total	GOI share	State share
	NR	R	Total	NR	R	Total				
RMSA	485.52	501.02	986.54	212.14	149.56	361.70	24.15	385.85	289.39	96.46
IEDSS	0.00	67.26	67.26	0.00	13.51	13.51	1.00	14.51	14.51	0.00
ICT@school	278.40	203.82	482.22	0.00	0.00	0.00		0.00	0.00	0.00
Girls Hostel	0.00	0.00	0.00	0.00	0.00	0.00		0.00	0.00	0.00
VE	0.00	0.00	0.00	0.00	0.00	0.00		0.00	0.00	0.00
<b>Total</b>	<b>763.92</b>	<b>772.10</b>	<b>1536.02</b>	<b>212.14</b>	<b>163.07</b>	<b>375.22</b>	<b>25.15</b>	<b>400.37</b>	<b>300.28</b>	<b>96.46</b>

\*Spill over=Total Approval-Expenditure as on 31<sup>st</sup> March 2013 (RMSA=43.55 lakh-19.4 lakh),(IEDSS=1 lakh-0 lakh)

#### A. RMSA

#### Activity wise and Scheme wise Proposal and Recommendation of 2013-14

Rs in lakh

S.N o.	Activities	Proposal for 2013-14			Recommendation for 2013-14			Remarks
		Unit Cost	Phy	Fin	Unit Cost	Phy	Fin	
<b>A</b>	<b>RMSA</b>							
	<b>Non-recurring</b>							
3	<b>Strengthening of existing Govt schools</b>		22			9		UT has proposed strengthening of 22 existing schools. Out of these, land is not available in 6 schools and in 7 schools are not eligible as facility is available Hence, 9 schools are eligible for consideration. PAB may take a view as UT has proposed at the unit cost based on PAR(Plinth Area Rates).State will submit ACPWD rates within 10 days as they
3.02	Integrated Science Lab	20.4	19	387.80	20.4	8	163.28	
3.04	Computer Room	16.3	6	97.72	16.3	3	48.86	
	<b>Sub total</b>			485.52	0		212.14	
	<b>TOTAL Non-recurring</b>			485.52	0		212.14	

								don't have their own SoR rates. Apart, UT is having different rates across the Islands.(Out of 9 schools, 5 schools are located in the SFDs)
	<b>Recurring</b>							
<b>12</b>	<b>School Grant</b>							
12.0 1	School Grant (Gov. Schools)	0.50	86	43.00	0.50	86	43.00	Recommended for Gov. secondary schools
12.0 2	School Grant (Gov. Aided Schools)*	0.50	2	1.00			0.00	Not supported under the scheme
	<b>Sub total</b>		88	44.00			<b>43.00</b>	
<b>13</b>	<b>Minor Repair</b>							
13.0 1	Minor Repair (Gov. Schools)	0.25	86	21.50	0.25	86	21.50	Recommended for Gov. secondary schools
13.0 2	Minor Repair (Gov. Aided Schools)*	0.25	2	0.50			0.00	Not supported under the scheme
	<b>Sub total</b>		88	22.00			<b>21.50</b>	
<b>14</b>	<b>Teacher Training</b>							
14.0 1	Training for head masters (5 Days @ 300 Per Day Per HM)	0.003	172	2.58	0.015	86	1.29	Recommended for 1 HM in 86 schools in Gov. schools subject to rectify the data in UDISE where HMs are 13.
14.0 2	In-service training for existing teachers (5 Days @ 300 Per Day Per Teacher)	0.003	1005	15.08	0.015	583	8.75	As per U-DISE 2012-13, 583 teachers' in-service training of Govt. and Aided Secondary School (574 teachers in Gov. School + 9 Gov. Aided school)@ Rs. 1500/teacher for 5 days

14.0 4	Training of KRPs (5 Days @ 300 Per KRP)	0.003	50	0.75	0.015	18	0.27	Recommended @ 1KRP/subject/district for 6 subjects viz. Mathematics, Science, Social Studies, English, Hindi and regional language. There are 3 districts and the total number of KRPs for recommendation are 18 (3x6) KRPs @ Rs.1500/KRP for 5 days through NCERT.
14.0 5	Training of Master Resource Persons	0.015	90	1.35	0.015	36	0.54	Recommended @ 2 MTs/subject/district for 6 subjects viz. Mathematics, Science, Social Studies, English, Hindi and regional language. Hence, for 3 districts, the total number of KRPs recommendation are 36 (3x12) KRPs @ Rs.1500/KRP for 5 days through NCERT
14.0 6	Management Training of Head Masters @ 30000/- Per HM)	0.300	86	25.80	0.300	13	3.90	As per U-DISE 2012- 13, there are 13 HMs in Government Secondary Schools. Management training to 13 headmasters for 14 days is recommended through NEUPA or a reputed management Training Institute
14.0 7	Training of Librarians @ Rs300/- per Librarian for 5 Days)	0.003	86	1.29	0.015	86	1.29	Recommended training for 86 Librarian @ Rs. 1500/teacher for 5 days as state has provided documentary evidence stating that all schools are having 86 librarians.
	<b>Sub total</b>	0	1489	46.85			<b>16.0 4</b>	
15	<b>Quality Interventions</b>							

15.0 1	Excursion trip for students @ 200 per student per year for class 9th or 10th within the State	0.002	5581	11.16	0.002	5581	11.16	Recommended as proposed. (As per UDISE total students in class IX & X are 11425)
15.0 2	Study tours for students outside the State	0.020	500	10.00			0.00	Due to paucity of fund, prioritization of intervention is given to access, teacher salary and teacher training quality, equity components other than excursion visits. Hence, excursion trip/study tours are not considered.
15.0 3	Excursion trip for teachers within the State	0.020	200	4.00			0.00	
15.0 4	Study tour for teachers outside the State @ 20000/- Per Teacher	0.200	170	34.00			0.00	
15.0 5	Science exhibition at district level	1.000	3	3.00			0.00	UT to explore convergence with the NCERT
15.0 6	Book fair at district level	1.000	3	3.00	1.000	3	3.00	Recommended as proposed for 3 districts @ Rs 1 lakh/district
15.0 9	Activities of Quality Improvement including Radio Programmes	5.000	3	15.00				The process and methodology, ensuring participation of students and how this will add value to learning outcome is missing in the plan hence not recommended
15.1 0	Felicitation of a Best performing School and toppers in class-X Board examinations	0.500	3	1.50			0.00	Not supported under RMSA
15.1 1	Virtual Class Room	15.000	3	45.00			0.00	State to explore convergence with ICT @ school
15.1 2	Sports equipment's	0.200	86	17.20	0.200	86	17.20	Recommended as proposed for 86 schools @ Rs 0.2 lakh/school
15.1 3	Science Kit for Schools	0.015	860	12.90	0.015	860	12.90	Recommended 10 kits for each school in 86 school @ Rs 1500/kit

	<b>Sub total</b>		7412	156.76			44.26	
<b>16</b>	<b>Guidance and Counselling</b>						0.00	
16.01	Salary for Coordinators	2.000	7	14.00	0.167	3	1.50	3 months' Salary is recommended for 3 posts for 3 districts ( 1 post for 1.districts)
16.03	Literature & display material	0.500	1	0.50	0.500	1	0.50	Recommended as per norm at the state level
16.04	Sensitization of Principals	0.5	10	4.80			0.00	Recommended as per norm of RMSA
16.05	Training Programme	1.00	168	1.00			0.00	
	<b>Sub total</b>		186	20.30			2.00	
<b>17</b>	<b>Equity Interventions</b>							
<b>17.1</b>	<b>Girls oriented activities</b>							
17.01.01	Incentives to Girls studying in class-IX to promote completion of Secondary Education	0.030	2453	73.59			0.00	Not covered under RMSA
17.01.02	Free Work Book, Practical Book & Skill Books to all Girls Students at Secondary level	0.003	5317	13.29			0.00	
	<b>Sub total</b>		7770	86.88			0.00	
<b>17.02</b>	<b>SC/ ST oriented activities</b>							
17.02.01	District Level Athletic Meet / Football Tournament	1.000	1	1.00			0.00	To be funded for school annual grant
	<b>Sub total</b>		1	1.00			0.00	
<b>18</b>	<b>Interventions for Out of school children</b>							
<b>18.01</b>	<b>Open School System</b>							
18.0	Mobilization of	0.200	18	3.60			0.00	May be considered

1.01	Community							after finalization of
18.0 1.02	Computer with Internet facility	0.500	18	9.00			0.00	Open school children under RMSA
18.0 1.03	Provision of Fee for BPL Students	0.010	100	1.00			0.00	
18.0 1.04	Provision for CWSN students	0.010	20	0.20			0.00	
	<b>Sub total</b>		156	13.80			<b>0.00</b>	
18.0 2	<b>Any other activity</b>							
18.0 2.01	Management Information System	10.000	3	30.00			0.00	To be met through MMER
18.0 2.02	Programme for equity	10.000	3	30.00			0.00	No details given in the plan
	<b>Sub total</b>		6	60.00			<b>0.00</b>	
19	<b>Community training</b>							
19.0 1	Training of SDMC members (3 Days Training @ 200 Per Member)	0.002	1118	6.71	0.006	923	5.54	State government has proposed three days training of 1118 SMDC members. As per the UDISE, 74 schools have SMDC out of which only 3 schools are having common SMDC/SMC. In this regard, training is recommended for 923 SMDC members (13 members per SMDCs* 71 School) for two day training at the cost of Rs. 600/- per member.
	<b>Sub total</b>	0	1118	6.71			5.54	
20	<b>MMER</b>						17.2 2	<b>Restricted to 5% of total outlay</b>
	<b>Subtotal MMER</b>		14	42.72			17.2 2	
	<b>TOTAL Recurring</b>			<b>501.02</b>			132. 34	
	<b>TOTAL ( Non-recurring + recurring)</b>			<b>986.54</b>			361. 70	



**B. IEDSS**

S.No.	Activities	Proposal for 2013-14			Recommendation for 2013-14			Rs in lakh
		Unit Cost	Phy	Fin	Unit Cost	Phy	Fin	Remarks
<b>B</b>	<b>IEDSS</b>							
	<b>Recurring</b>							
28	Salary of Special Educator @ Rs.10000/- Per Month Per Educator for 10 Month	0.10	45	45.00	0.10			Not recommended as teachers are in position
30	Special Pay to General Teachers Trained in Special Education (400/- Per Teachers for 12 Months)	0.004	150	7.20	0.004		0.00	Not recommended for general teachers not qualified by RCI
31	Assistance to Students @ 3000/- Per Annum	0.030	227	6.81	0.030	199	5.97	Recommended for 199 CWSN
32	In-service training for existing teachers	0.030	150	4.50	0.015	150	4.50	Recommended @ Rs.300 for 5 days
33	Training to special education teachers	0.030	45	1.35			0.00	Not recommended as no special teachers are in place
34	Orientation of Principals, Educational administrators, parents / guardians etc	0.006	400	2.4	0.006	400	2.4	Recommended @ Rs.300 for 2 days
	<b>Sub total</b>			<b>67.26</b>			<b>12.87</b>	
37	<b>Research, Monitoring, Evaluation and Administration</b>						<b>0.64</b>	<b>Restricted to 5% of total outlay</b>
	<b>Sub Total</b>						<b>0.64</b>	
	<b>Subtotal recurring</b>							
	<b>TOTAL ( Non-recurring + recurring)</b>		<b>0</b>	<b>67.26</b>			<b>13.51</b>	

c. ICT @ School

<b>Proposal 2013-14</b>	<b>Recommendation 2013-14</b>
<b>58 new schools</b>	<b>No recommendation for fresh proposal</b>

## V. Major Issues

### A. Planning including Educational Indicators

- The GER at UT level is 125.91% is an area of concern.
- There are 49% overage and underage children at secondary level is also an area of concern.

### B. Quality

- The plan is silent about NCF-2005 and perspectives on curriculum and pedagogy.
- Training of teachers needs prior multi-layer and multi strategic planning and also mechanisms to reduce the cascade effect. How to ensure this is not provided in the plan
- Planning for teacher training integrating IEDSS, ICT aspects and use of ICT in the training programmes is missing in the plan.

### C. School Infrastructure

- As per RMSA Framework Unit Cost for civil work component is worked out on basis of SOR, but UT has worked out Unit Cost based on PAR (Plinth Area Rates) and is not as per frame work.

### D. ICT

- UT seems to have not yet implemented the ICT Project in 28 schools approved in 2010-11 and repeatedly failing to utilize the funds released under the ICT Scheme resulting in lapse at the end of financial year, the UT in 2013-14 was asked to incur the expenditure and get it reimbursed from the Ministry for 28 schools.
- Information regarding the implementation of ICT is missing from the plan.
- UT has not implemented any schools & UCs is pending from UT.

### E. Finance

- State has utilized 61% out of the total available fund for Major Repair in 26 schools.
- 68% of fund has been utilized for recurring grant since 2010-11.
- Shortfall in state matching release has been observed of Rs. 7.77 lakh.

### F. Point for PAB decision

#### ICT

- UT seems to have not yet implemented the ICT Project in 28 schools approved in 2010-11 and repeatedly failing to utilize the funds released under the ICT Scheme resulting in lapse at the end of financial year, the UT in 2013-14 was asked to incur the expenditure and get it reimbursed from the Ministry for 28 schools.

***APPRAISAL***

***REPORT***

***2013-14***

## 1. Composition of Appraisal Team

Sl. No.	Name	Component
1.	Mr. Kalicharan	Educational Indicators
2.	Ms. Isharat Jhan	Finance
3.	Mr. Harish Kumar	Procurement/Costing sheet cross checking
4.	Mr. Rajiv Mehra	SEMIS analysis & ICT
5.	Mr. Satish C. Girotra	Civil
6.	Mr. Manoj Mishra	Access
7.	Mr. Altab Khan	Staffing Structure
8.	Ms. Sangeeta Dash	Equity, IEDSS and planning process
9.	Ms. Mitu Mandal	Innovation
10.	Mr. Mukhtar Alam	Teacher Training
11.	Mr. R.K Mishra	Quality
12.	Mr. Ramakant Barua	Progress of implementation of RMSA & IEDSS
13.	Mr. Nair Azam	Media & Community Mobilization, SMDC
14.	Ms. Reena Sharma	Coordinator
<b>Special Observation Notes:</b>		
1	Dr. Ranjana Arora NCERT	Critical Analysis of Quality Education Planning

**Process of Appraisal:-**All the appraisal team members have appraised the different components (Access, Civil, Quality, Equity, MIS, Educational Indicators and Finance) of the Annual Plan of the State of Andaman & Nicobar Islands and have identified the important issues related to planning and implementation of the programme and provided their valuable comments and recommendations in the preparation of the appraisal report.

NCERT have also shared their comments and suggestions regarding the preparation of plan, planning process and quality education planning in the appraisal report.

## 2. State Profile

1.	Population 2011	Male – 2.02 lakh	Female -1.78 lakh	Total – 3.80 lakh
2.	Literacy Rate 2011	Male – 90.11%	Female –81.84%	Total – 86.27%
3.	No. Districts	3		
4.	Sex Ratio	878		
5.	Number of EBBs	0		
6.	Number of special focus district	1 ( 1 Minority South Andaman)		
7.	Total Number of Senior Secondary Schools	57		
8.	Number of Government Senior Secondary Schools	46 (including 01 local body school)		
9.	Number of Government Aided Senior Secondary Schools	02		
10.	Total Enrolment in all Senior Secondary Schools	11511		
11.	Enrolment in Government Senior Secondary Schools	9835		
12.	Enrolment in Government Aided Senior Secondary Schools	438		
13.	Total Number of Teachers in Senior Secondary Schools	536		
14.	Number of Teacher in Government Senior Secondary Schools	452		
15.	Number of Teacher in Government Aided Senior Secondary Schools	18		
16.	<b>Total Number of Secondary Schools</b>	106		
17.	Number of government Secondary Schools	89 (1 school with 0 enrolment)		
18.	Number of Government Aided Secondary Schools	2		
19.	Total Enrolment in all Secondary Schools	13759		
20.	Enrolment in Government Secondary school	11425		
21.	Enrolment in Government Aided Secondary Schools	470		
22.	Total Number of Teachers in all Secondary Schools	583		
23.	Number of Teachers in Government Secondary Schools	574		

24.	Number of Teachers in Government Aided Secondary Schools	9
25.	GER at Secondary level	125.91
26.	GER at Upper Primary level	113.93
27.	NER at Secondary level	76.74
28.	NER at Upper Primary level	97.94
29.	Dropout Rate	3.84
30.	Retention Rate	95.08
31.	Transition rate from (class VIII to IX)	97.79
32.	Gender Parity Index (GPI)	0.93
33.	Gender Gap	5.7
34.	Pupil Teacher Ratio (PTR) in government schools	20
35.	Student Classroom Ratio (SCR) in government schools	31

Source: Census of India 2011 & State Model Table 2013-14

### 3. Education Indicators

The focus of this section is on the major indicators of secondary education. This includes Gross Enrolment Ratio (GER), Net Enrolment Ratio (NER), Dropout Rate, Retention rate and Transition Rate etc.

**UDISE:-** The state has used UDISE 2012-13 data for preparation of Annual Work Plan 2013-14.

**Enrolment:-** The total Enrolment at UT level in all secondary schools in the year 2012-13 is 13759, out of which 7271 are boys and 6488 are girls. The representation of boys and girls in the total enrolment is 52.85% and 47.15% respectively. The enrolment in the year 2012-13 has increased from 13537 in 2010-11 SSE.

#### Enrolment (Secondary level)

Year	Boys	Girls	Total
2012-13	7271	6488	13759
2011-12	7221	6479	13700
2010-11	7121	6416	13537

**Gross Enrolment Ratio (Secondary level):-** The Gross Enrolment Ratio at UT level is 125.91%. The GER has highly increased form 82.2% in 2010-11 SSE, which is an area of concern. All the districts are having more than 100% GER. The highest GER in district South Andaman 138.51% needs clarification. The district level GER is attached at Annexure-I.

#### Gross Enrolment Ratio (Secondary level)

Year	Boys	Girls	Total
2012-13	130.14	121.48	125.91
2011-12	129.24	121.30	125.36
2010-11	127.45	120.12	123.87

**Net Enrolment Ratio (Secondary level):-** The NER at UT level is 76.74%. The district having lowest NER viz. Nicobar 50.52% needs special attention and intervention. The difference between GER and NER reveals that there are about 49% overage and underage children in the system. The district level NER is attached at Annexure-I



**Net Enrolment Ratio (Secondary level)**

Year	Boys	Girls	Total
2012-13	76.30	77.21	76.74
2011-12	74.63	74.89	74.76
2010-11	65.79	68.54	67.13

**Drop-out Rate (Secondary level):-** The Dropout Rate at UT level is 3.84% which has decreased from last year i.e 4.48% in 2011-12. The district level dropout rate is attached at Annexure – 1

**Drop-out Rate (Secondary level)**

Year	Boys	Girls	Total
2012-13	2.95	4.83	3.84
2011-12	3.58	5.49	4.48
2010-11	3.32	6.33	4.77

**Retention Rate (Secondary level):-** The retention rate at UT level is 95.08% which has increased from last year i.e. 94.01%. The district level retention rate is attached at Annexure –I

**Retention Rate (Secondary level)**

Year	Boys	Girls	Total
2012-13	95.07	95.09	95.08
2011-12	94.35	93.63	94.01
2010-11	94.37	91.96	93.23

**Transition Rate (class VIII to IX):-** The transition rate is one of the important indicators in secondary education. The indicator shows the percentage of children moving to the secondary level (from class VIII to IX). The transition rate (class VIII to IX) at UT level is 97.79% which has increased from last year i.e. 96.63%. The district level transition rate is attached at Annexure -I

**Transition Rate:- (class VIII to IX)**

Year	Boys	Girls	Total
2012-13	98.70	96.80	97.79
2011-12	98.13	94.99	96.63
2010-11	91.89	91.94	91.91

**Gender Parity Index (GPI):-** The GPI at UT level is 0.93, which has decreased from 0.94 in 2010-11 SSE. District level GPI is attached at annexure- 1

**Gender Gap:-** The Gender Gap at UT level is 5.7. However the highest Gender gap in district North and Middle Andaman 8.6 needs special attention and intervention. District wise Gender Gap is attached at annexure-I

**Pupil Teacher Ratio (PTR):-** The PTR at UT level is 20 which is less than the prescribed norms of 30. The district wise PTR is attached at annexure-I.

**Student Classroom Ratio (SCR):-** The SCR at UT level is 31 which is less than the prescribed norms of 40. The district wise SCR is attached at annexure-I.

### **Issues**

- The GER at UT level is 125.91% is an area of concern.
- There are 49% overage and underage children at secondary level is also an area of concern.

## 4. Planning Process

### 4.1 State Implementing Agency Implementation arrangement

- The UT has adopted a bottom –up approach in educational planning and has developed the plan in collaboration with Sarva Shiksha Abhiyan team and on the basis of feedback & guidance of appraisal team and necessary road maps provided by consultants of TSG, Ed. CIL.
- House Hold Survey-2011 (updated) conducted by UT, Census- 2011 (Actual & projected), SEMIS 2011-12 and UDISE data 2012-13 were the basic source of data for formulation of all the activities stipulated in this plan document.
- Necessary guidelines and support was also provided by NUEPA in data collection, compilation and report generation.
- During planning process, proper care has been taken to include suitable and deserving persons and representatives of Panchayati Raj at Habitation level such as Panchayati Raj Institutions, community leaders, Teachers, Parents, Mothers, Heads of other Departments.

#### **Formation of planning teams:**

**Habitation level core planning team:-** The habitation level team consists of (i) Panchayati Pradhan/member / Ward Member, (ii) Headmaster, (iii) Two Parents, (iv) One Teacher, (v) One Retired Teacher (if any), (vi) One Woman SHG Animator, (vii) One 'Building Committee' Member.

**Block level core planning team:-** Block level team consists of (i) Deputy Commissioner of the concerned District or his/her representative. (ii) Block Resource Centre Coordinator, (iii) Principals/Head of the institutions of the concerned schools, (iv) Pradhans of concerned Panchayati or members of the Municipal Council and two Women Representatives

**State core planning team:-** The state core team consists of (i) Director (Edn.)/ State Project Director, RMSA, (ii) State Project Officer, RMSA, (iii) Project Accounts Officer (SSA), Education Department, (iv) Assistant Director of Education (Personnel), (v) Assistant Director of Education (Planning), (vi) Principal (SIE), (vii) Project Officer, RMSA, (viii) Assistant Project Officer (Accounts) , RMSA, (ix) Assistant Project Officer (RMSA )/State MIS Coordinator, (x) State Project Engineer (RMSA), (xi) Representatives of all the three districts

#### **Development of plans**

- On the basis of updated house-hold survey and other school related data, the habitation plans were developed and it was appraised by the block level team. VEC/SMC members are also involved in this process. On the basis of habitation plan the block plans were developed.

- The block plans have also been consolidated at the state level and finalized. Received Block Plans were appraised by five member team, comprising of (i) State Project Officer, RMSA, (ii) Project Officer (Academic & Monitoring), RMSA, (iii) Project Accounts Officer, RMSA, (iv) Assistant Project Officer (Accounts), RMSA, (v) Assistant Project Officer & State MIS Coordinator, RMSA
- Plan Document is prepared at State Level based on the feedback obtained from districts. Consolidation of status and requirement of schools, Blocks, habitations of the concerned district were taken into account and projected accordingly.

## **4.2 Staffing setup in the State and Training of the Administrative Staff**

### **Identification of Planning Team-**

- The planning is done on the basis of ground reality of status of Secondary Education and impact as well as experiences of Sarva Shiksha Abhiyan in Andaman & Nicobar Islands.
- Hence, proper care has been taken to include suitable and deserving persons and representatives of Panchayati Raj at Habitation level such as Panchayati Raj Institutions, community leaders, Teachers, Parents, Mothers, Heads of other departments.

**State Core Plan Team:-** The State Core Team was formed under the Chairmanship of Commissioner & Secretary (Education), Andaman & Nicobar Administration / Vice Chairman, Executive committee, RMSA.

### **Members**

- Director (Edn.)/ State Project Director, RMSA
- State Project Officer, RMSA
- Project Accounts Officer (SSA), Education Department
- Assistant Director of Education (Personnel)
- Assistant Director of Education (Planning)
- Principal (SIE)
- Project Officer, RMSA
- Assistant Project Officer (Accounts) , RMSA
- Assistant Project Officer (Quality) RMSA
- UT MIS Coordinator
- State Project Engineer (RMSA)
- Representatives of all the three districts.

**Roles and Responsibilities of the State core plan team:-** The core plan team was responsible for

- Guiding the District team in preparation of plan
- Appraising the Block Plans
- Finalization of State Level Plan

**Block Level Core Planning Team:-** Block level team was constituted with members as mentioned below:

- Deputy Commissioner of the concerned District or his/her representative.
- Block Resource Centre Coordinator.
- Principals/Head of the institutions of the concerned schools.
- Pradhans of concerned Panchayats or members of the Municipal Council and two Women Representatives

**Role and Responsibilities of Block level Core plan team:-** The Block Team is responsible for:

- Orienting and guiding the Block level team in preparation of the habitation level and Block level plan.
- Appraising the habitation/block level plan.
- Preparation & finalization of block level plan

**Habitation Level Core Plan Team:-** The habitation level team was constituted with the following members.

- Panchayat Pradhan/member / Ward Member
- Headmaster
- Two Parents
- One Teacher
- One Retired Teacher (if any)
- One Woman SHG Animator
- One 'Building Committee' Member

**Roles and Responsibilities Habitation level core plan team**

- The habitation level core team has been made responsible for the preparation of habitation plan and to get approval of the VEC/SMC.
- The habitation level plans were appraised by the team and consolidated at block level. After the approval of the Block, the plan was submitted to the State.
- The planning teams at Block and State level travelled far and wide to identify the problems and issues of the area at their level and arranged meetings with members of the Panchayati Raj and Village Education Committee/School Management and Monitoring Committee.

### Existing Staffing Position in RMSA

S. No.	Level	Functional Area	No. of Sanctioned Post	No. of post Filled Up	No. of Post Vacant		Please tick if functional area has full time coordination		Please tick if functional are resource group (SRG, DRG, BRG) n place
					Since Inception	More than 1 year	Functional area	Full time cord.	
<b>SPO</b>									
		T. training/Quality	2	2	2	2	1. T. training/Quality		<b>SRG</b>
		Civil Work	1	1	1	1	2. Civil Work		
		Finance	4	4	4	4	3. Finance		
		SEMIS	4	4	4	4	4. Access		
		Access	2	2	2	2	5. Planning		
		Gender Equity	1	1	1	1	7. MIS		
		Planning and Monitoring Community Mobilization	2	2	2	2	8. Gender		
							9. Equity		
		Others (Class IV)	3	3	3	3	10. CM		
		<b>Total Posts at SPO Level</b>	<b>19</b>	<b>19</b>	<b>19</b>	<b>19</b>	11. Inclusive Edu.		
<b>DPO</b>									
		T. training/Quality	-	-	-	-	1. T. training/Quality		
		Civil Work	-	-	-	-	2. Civil Work		
		Finance	-	-	-	-	3. Finance		
		SEMIS	-	-	-	-	4. Access		
		Access	-	-	-	-	5. Planning		
		Gender Equity	-	-	-	-	7. MIS		
		Planning and Monitoring, Community Mobilization	-	-	-	-	8. Gender		
							9. Equity		
		Others	-	-	-	-	10. CM		
		<b>Total Posts at DPO Level</b>	<b>-</b>	<b>-</b>	<b>-</b>	<b>-</b>	11. Inclusive Edu.		
		Resource Persons							
		<b>Total Post of the State</b>	<b>19</b>	<b>19</b>	<b>19</b>	<b>19</b>			

**Note:** A separate note to be attached on the following:-

If a coordinator is looking after more than one functional area at the SPO or DPO level or assigned to SSA functionaries (complete details). All the officials are regular officials of the UT Education Department and these officials are serving at the SPO office in diverted capacity. Besides RMSA work this officials are also engaged in SSA works.

- a. If internal audit is outsourced.
- b. Yes, the internal audit is outsourced.
- c. If posts of District Project Coordinator, RMSA and District Secondary Education Officer are held by different persons.
- d. There is no DPO & DSEO in A&N Islands.

**Observation State level:-**

- As seen above 19 staffs are shown as sanctioned at the SPO level. As informed, all are filled. They are working since the inception of RMSA.
- 19 staff as shown above has been distributed among all the components of RMSA. Hence, there is no vacant staff at the SPO level.

**District level**

*There is no information in regard to district level staffing structure.*

**Staffing position at different levels**

State Level Staffing Position (RMSA,ICT,GH,IEDSS & VE)														
Staff Sanctioned					Staff Filled					Vacant Post				
RMS A	ICT	IEDS S	GH	V E	RM SA	ICT	IE DS S	GH	V E	RMS A	ICT	IEDS S	GH	VE
22	-	2	-	-	21	-	2	-	-	1	-	-	-	-
District Level Staffing Position (RMSA,ICT,GH,IEDSS & VE)														
Staff Sanctioned					Staff Filled					Vacant Post				
-	-	-	-	-	-	-	-	-	-	-	-	-	-	-
School Level Staffing Position (RMSA,ICT,GH,IEDSS & VE)														
Staff Sanctioned					Staff Filled					Vacant Post				
-	-	-	-	-	-	-	-	-	-	-	-	-	-	-
Block Level Staffing Position (RMSA,ICT,GH,IEDSS & VE)														
Staff Sanctioned					Staff Filled					Vacant Post				
53	-	1	-	-	53	-	1	-	-	-	-	-	-	-

### Observation

- Out of 53 staff, 18 staff is regular officials of the UT Education Department and these officials are serving at the Block level office in diverted capacity. All the 53 staffs are engaged in SSA mission and also looking the works of RMSA.

### Staff at SPO level

Sl.No	Name	Designation	Place Of Posting
1	Shri R.Devdas	State Project Director	SPO, Port Blair
2	Shri Sushen Mallick	State Project Officer	SPO, Port Blair
3	Shri Sree Velsan	Project Account Officer	SPO, Port Blair
4	Shri S. Kuppuswamy	State Project Engineer	SPO, Port Blair
5	Shri Prashobanan	APO(Genl)	SPO, Port Blair
6	Shri Joy.B	APO(Equity)	SPO, Port Blair
7	Shri M.P Singh	APO(Access)	SPO, Port Blair
8	Shri. S.K Mondal	Co-ordinator(Academic)	SPO, Port Blair
9	Ms. Shoba Rani	APO(RTE)	SPO, Port Blair
10	Shri. Shaji Thomas	APO(Quality)	SPO, Port Blair
11	Shri. Abdul Salam	APO(MIS)	SPO, Port Blair
12	Shri.M.A.Mohammed	APO (Accts.)	SPO, Port Blair
13	Shri Abu Bashar	Consultant	SPO, Port Blair
14	Shri K Palani Swamy	Accountant	SPO, Port Blair
15	Ms. Khusbun Nisa	Programmer	SPO, Port Blair
16	Ms Subhra Mallick	Project Assistant	SPO, Port Blair
17	Ms. Yasmeen Banu	Project Assistant	SPO, Port Blair
18	Ms.T Tasneem	Project assistant	SPO, Port Blair
19	Shri Guruswamy	PCC	SPO, Port Blair
20	Shri Lazar	PCS	SPO, Port Blair
21	Shri. T. Suryanarayana	PCS	SPO, Port Blair
	<b>IED Staff</b>		
1	Shri. S Murgesan	Co-ordinator(IED)	SPO, Port Blair
2	Shri Abu Bashar	Consultant	SPO, Port Blair
<b>BLOCK-WISE STAFF</b>			
Sl.No	Name	Designation	Place Of Posting
1	Shri. John Mathew	BRP	BRC, South Andaman
2	Shri. K.T Mathai	BRP	BRC, South Andaman
3	Shri. A.K Sharma	BRP	BRC, South Andaman
4	Shri. Sudhakar Rao	BRP	BRC, South Andaman
5	Ms.P S Bindu	MIS Coordinator	BRC, South Andaman
6	Ms.P Malathi	Accountant	BRC, South Andaman
7	Ms.M Ajeetha Rani	Accountant	BRC, South Andaman
8	Ms Mangaiyarkarsi	Project Assistant	BRC, South Andaman
9	Ms.Radha	Administrative Assistant	BRC, South Andaman



10	Shri. T.K Lascar	BRP	BRC, Wimberlygunj
11	Shri. Jai Lal Baraick	BRP	BRC, Wimberlygunj
12	Shri. Nagrajan	BRP	BRC, Wimberlygunj
13	Smt.Suman	MIS Coordinator	BRC, Wimberlygunj
14	Mr.M Karppakam	Accountant	BRC, Wimberlygunj
15	Smt. Rachana Thakur	Project Assistant	BRC, Wimberlygunj
16	Ms.Gurucharan Kaur	Administrative Assistant	BRC, Wimberlygunj
17	Shri Periyaswami	BRP	BRC, Hutbay
18	Shri Michael Labba	BRP	BRC, Hutbay
19	Ms. Jasy Yohanan	BRP	BRC, Hutbay
20	Ms. Shiva Kumari Mohan	BRP	BRC, Hutbay
21	Ms.Madhushree Banerjee	MIS Coordinator	BRC, Hutbay
22	Ms.S Ayyangkalai	Accountant	BRC, Hutbay
23	Ms Sindu Minj	Project Assistant	BRC Hutbay
24	Shri Deepak Ram	BRP	BRC, Rangat
25	Shri. Pandirajan	BRP	BRC, Rangat
26	Ms.Megha Madan	MIS Coordinator	BRC, Rangat
27	Ms.Jaya laxmi	Accountant	BRC, Rangat
28	Ms.Sangeeta Sugirtha Mary	Project assistant	BRC, Rangat
29	Shri. Ramkrishnan Mondal	BRP	BRC Diglipur
30	Shri Pran Kishore Mondal	BRP	BRC Diglipur
31	Shri Bipin Chandra Das	BRP	BRC Diglipur
32	Mr.Pranab Shankar Banerjee	MIS Coordinator	BRC, Diglipur
33	Mr.Rupan Chandra Das	Accountant	BRC, Diglipur
34	Ms Parul Mistry	Project Assistant	BRC Diglipur
35	Shri Henry George	BRP	BRC Mayabunder
36	Shri. R Gopalan	BRP	BRC Mayabunder
37	Shri Praffula Bairagi	BRP	BRC Mayabunder
38	Mr.U Nagajyothi	Accountant	BRC, Mayabunder
39	Ms.K. Amrita Mary	Project Assistant	BRC Mayabunder
40	Shri. Johnson	BRP	BRC, Car Nicobar
41	Shri. Drosdon	BRP	BRC, Car Nicobar
42	Ms Edith	BRP	BRC, Car Nicobar
43	Mr.Mohan Raj	MIS Coordinator	BRC, Car Nicobar
44	Mr.Badal Roy	Accountant	BRC, Car Nicobar
45	Mr.C H Hussain	Accountant	BRC, Car Nicobar


46	Shri Hema Shankar Rao	Project Assistant	BRC Car-Nicobar
47	Mr.C H Gyanasundara Rao	Administrative Assistant	BRC, Car Nicobar
48	Shri. Ajay Seth	BRP	BRC, Campbell bay
49	Mr.Jogeswar Rao T	MIS Coordinator	BRC, Campbell bay
50	Mr. T. Giri Raj	Accountant	BRC, Campbell bay
51	Mr. Karana Dhali	Project Assistant	BRC Campbell Bay
52	Shri. Jaret	BRP	BRC, Nancowrie
	<b>IED Staff</b>		
1	Ms Mary	BRP (CWSN)	BRC, South Andaman

### Non- Teaching staff of SSA

Sl.No	Name	Designation	Place Of Posting
1	Shri.M.A.Mohammed	APO (Accts.)	SPO, Port Blair
2	Mr Abu Bashar	Consultant	SPO, Port Blair
3	Mr.K Palani Swamy	Accountant	SPO, Port Blair
4	Ms. Khusbun Nisa	Programmer	SPO, Port Blair
5	Ms Subhra Mallick	Project Assistant	SPO, Port Blair
6	Ms. Yasmeen Banu	Project Assistant	SPO, Port Blair
7	Ms.T Tasneem	Project assistant	SPO, Port Blair
8	Shri Guruswamy	PCC	SPO, Port Blair
9	Shri Lazar	PCS	SPO, Port Blair
10	Shri. T. Suryanarayana	PCS	SPO, Port Blair
11	Ms.P S Bindu	MIS Coordinator	BRC, South Andaman
12	Ms.P Malathi	Accountant	BRC, South Andaman
13	Ms.M Ajeetha Rani	Accountant	BRC, South Andaman
14	Ms Mangaiyarkarsi	Project Assistant	BRC, South Andaman
15	Ms.Radha	Administrative Assistant	BRC, South Andaman
16	Smt.Suman	MIS Coordinator	BRC, Wimberlygunj
17	Mr.M Karppakam	Accountant	BRC, Wimberlygunj
18	Smt. Rachana Thakur	Project Assistant	BRC, Wimberlygunj
19	Ms.Gurucharan Kaur	Administrative Assistant	BRC, Wimberlygunj
20	Ms.Madhushree Banerjee	MIS Coordinator	BRC, Hutbay
21	Ms.S Ayyangkalai	Accountant	BRC, Hutbay
22	Ms Sindu Minj	Project Assistant	BRC Hutbay
23	Ms.Megha Madan	MIS Coordinator	BRC, Rangat
24	Ms.Jaya laxmi	Accountant	BRC, Rangat
25	Ms.Sangeeta Sugirtha Mary	Project assistant	BRC, Rangat
26	Mr.Pranab Shankar	MIS Coordinator	BRC, Diglipur

	Banerjee		
27	Mr.Rupan Chandra Das	Accountant	BRC, Diglipur
28	Ms Parul Mistry	Project Assistant	BRC Diglipur
29	Mr.U Nagajyothi	Accountant	BRC, Mayabunder
30	Ms.K. Amrita Mary	Project Assistant	BRC Mayabunder
31	Mr.Mohan Raj	MIS Coordinator	BRC, Car Nicobar
32	Mr.Badal Roy	Accountant	BRC, Car Nicobar
33	Mr.C H Hussain	Accountant	BRC, Car Nicobar
34	Shri Hema Shankar Rao	Project Assistant	BRC Car-Nicobar
35	Mr.C H Gyanasundara Rao	Administrative Assistant	BRC, Car Nicobar
36	Ms. Kamla	Accountant	BRC, Nancowrie
37	Mr.Jogeswar Rao T	MIS Coordinator	BRC, Campbell bay
38	Mr. T. Giri Raj	Accountant	BRC, Campbell bay
39	Mr. Karana Dhali	Project Assistant	BRC Campbell Bay
<b>Staff</b>			
<b>Sl.No</b>	<b>Name</b>	<b>Designation</b>	<b>Place Of Posting</b>
1	Shri R.Devdas	State Project Director	SPO, Port Blair
2	Shri Sushen Mallick	State Project Officer	SPO, Port Blair
3	Shri Sree Velsan	Project Account Officer	SPO, Port Blair
4	Shri Prashobanan	APO(Genl)	SPO, Port Blair
5	Shri Joy.B	APO(Equity)	SPO, Port Blair
6	Shri M.P Singh	APO(Access)	SPO, Port Blair
7	Shri. S.K Mondal	Co-ordinator(academic)	SPO, Port Blair
8	Ms. Shoba Rani	APO(RTE)	SPO, Port Blair
9	Shri. Shaji Thomas	APO(Quality)	SPO, Port Blair
10	Shri. S Murgesan	Co-ordinator(IED)	SPO, Port Blair
11	Shri. Abdul Salam	APO(MIS)	SPO, Port Blair
<b>Blockwise BRPs</b>			
<b>Sl.No</b>	<b>Name</b>	<b>Designation</b>	<b>Place of Posting</b>
1	Shri. John Mathew	BRP	BRC, South Andaman
2	Shri. K.T Mathai	BRP	BRC, South Andaman
3	Shri. A.K Sharma	BRP	BRC, South Andaman
4	Shri. Sudhakar Rao	BRP	BRC, South Andaman
5	Shri. T.K Lascar	BRP	BRC, Wimberlygunj
6	Shri. Jai Lal Baraick	BRP	BRC, Wimberlygunj
7	Shri. Nagrajan	BRP	BRC, Wimberlygunj
8	Shri Periyaswami	BRP	BRC, Hutbay
9	Shri Michael Labba	BRP	BRC, Hutbay
10	Ms. Jasy Yohanan	BRP	BRC, Hutbay
11	Ms. Shiva Kumari	BRP	BRC, Hutbay
	Mohan	BRP	

12	Shri Deepak Ram	BRP	BRC, Rangat
13	Shri. Pandirajan	BRP	BRC, Rangat
14	Shri. Ramkrishnan Mondal	BRP	BRC Diglipur
15	Shri Pran Kishore Mondal	BRP	BRC Diglipur
16	Shri Bipin Chandra Das	BRP	BRC Diglipur
17	Shri Henry George	BRP	BRC Mayabunder
18	Shri. R Gopalan	BRP	BRC Mayabunder
19	Shri Praffula Bairagi	BRP	BRC Mayabunder
20	Shri. Johnson	BRP	BRC, Car Nicobar
21	Shri. Drosdon	BRP	BRC, Car Nicobar
22	Ms Edith	BRP	BRC, Car Nicobar
23	Shri. Ajay Seth	BRP	BRC, Campbell bay
24	Shri. Jaret	BRP	BRC, Nancowrie



#### 4.3 Status of UDISE (UDISE.com)

State use UDISE 2012-13 data in there AWP & B 2013-14. According to UDISE data submitted, the status of school, enrolment and teacher are as follows

Particulars,	As per UDISE 2012-13			As per Model Tables			Remarks
	Government	Aided	Total	Government	Aided	Total	
Secondary Schools	89	2	91	89	2	91	1 schools having enrolment zero
Teacher	574	9	583	750	29	779	
Enrolment Class IX	5764	241	6005	5653	241	5894	
Enrolment Class X	5661	229	5890	5614	229	5843	
Enrolment (IX & X)	11425	470	11895	11267	470	11737	

#### Minor repair:

**Progress: 2012-13:-** 33 schools approved under school maintenance grant in year 2012-13

**Proposal: 2013-14:-** State has proposed 86 schools under Minor repair

**Recommendation :( Source: UDISE 2012-13):-**

- Total No. of Govt. Schools is 89
- 1 schools is in private building
- 2 schools are newly upgraded by state
- Total no. of schools eligible for minor repair is : 86

#### New Proposal - 2013-14

#### Strengthening

Component	Nos. proposed	Data status in UDISE Database	Recommendation
No. of Schools	22	Each component of all 22 schools with UDISE Code have been checked in UDISE 2012-13 database provided by the state. According to UDISE database the present status of each component is shown.	• In 6 schools land is not available
Land Availability for ACR	22		9
Science Lab	19		8
Computer Room	6		3
Art Culture Room	0		0
Library	0		0
Additional Classroom	0		0
Toilet Block	0		0
Water	0		0

## 5. Progress of implementation of RMSA

### A. RMSA

(Referring to the existing sources viz...AWP&B-2013-14, PAB Minutes, Sanctioned Orders, QPR –March, 2013, State Report and the concerned TSG units reports)

#### 1. Status of Non-recurring Implementation & Progress:

S. No.	Components	2009-10			2010-11			2011-12			Commutative Status as on 31 <sup>st</sup> March, 2013			
		Sanctioned*	Completed	In-progress	Sanctioned	Completed	In-progress	Sanctioned	Completed	In-progress	Total Sanctioned	Completed	In-progress	Cumulative Progress in %
1	Opening of New Secondary Schools (w.r.t. construction)	0	0	0	0	0	0	0	0	0	0	0	0	
	Functional Schools	0	0	0	0	0	0	0	0	0	0	0	0	
2	Strengthening of Existing Secondary Schools	0											0	
2.1	Additional Classrooms	0	0	0	0	0	0	0	0	0	0	0	0	
2.2	Science Lab	0	0	0	0	0	0	0	0	0	0	0	0	
2.3	Computer Room	0	0	0	0	0	0	0	0	0	0	0	0	
2.4	Libraries	0	0	0	0	0	0	0	0	0	0	0	0	
2.5	Art/Craft/Culture Rooms	0	0	0	0	0	0	0	0	0	0	0	0	
2.6	Toilet Blocks	0	0	0	0	0	0	0	0	0	0	0	0	
2.7	Drinking Water Facilities	0	0	0	0	0	0	0	0	0	0	0	0	
2.8	Residential Qtr.	0	0	0	0	0	0	0	0	0	0	0	0	
2.9	Major Repair	0	0	0	0	0	0	26	13	0	26	13	0	50%

**1.The Status of Teachers Sanctioned and Recruited against New Schools during the Period is Indicated as under:**

S. No	Components	2009-10			2010-11			2011-12			2012-13			Total Sanctioned	Total Recruitment
		Sanctioned	Recruited	Vacancy	Sanctioned	Recruited	Vacancy	Sanctioned	Recruited	Vacancy	Sanctioned	Recruited	Vacancy		
1	New teachers sanctioned for new school under RMSA	0	0	0	0	0	0	0	0	0	0	0	0	0	0
	Head Master* Sanctioned for New School under RMSA	0	0	0	0	0	0	0	0	0	0	0	0	0	0
	<b>Total New Teachers</b>	0	0	0	0	0	0	0	0	0	0	0	0	0	0
2	Additional teachers under RMSA for existing school	0	0	0	0	0	0	0	0	0	0	0	0	0	0

## 2. Status of Implementation & Progress of Key Recurring Components:

S. No.	Components	2009-10		2010-11		2011-12		2012-13			Overview as on 31 <sup>st</sup> March, 2013	
		Sanctioned*	Progress	Sanctioned	Progress	Sanctioned	Progress	Sanctioned	Progress	Progress in % (2012-13)	Total Sanctioned	Progress
1	Teachers Training (In-service-Teachers + HMs, Induction, Yoga, Master Trainer, KRP etc.)	0	0	0	0	1624	300	1687	0		3311	300
2	School Grant	0	0	0	0	82	82	84	84	100%	166	166
3	Minor Repair	0	0	0	0	77	0	77	84 #	100%	154	84
4	Special Teaching	0	0	0	0	0	0	0	0		0	0
5	Excursion/ Field visits for students (Inside & Outside the State)	0	0	0	0	4500	500	500	0		5000	500
6	Exposure visits & Study tour for teachers (Inside & Outside the State)	0	0	0	0	100	0	0	0		100	0
7	Training of SMDC members	0	0	0	0	1066	1066	1092	0		5158	1066

\*Sanctions, as per PAB approvals

# although fund was released for minor repair during 2011-12 but the UT could not incurred this expenditure. As such the amount was carried over to 2012-13 and the UT opted for Minor Repair of 84 schools as against the approval of 77 Schools within the permissible allocated grant.

### Other Major Activities during the Year-2012-13

Sl. No.	Guidance & Counseling	2011-12		2012-13	
		Sanctioned	Progress	Sanctioned	Progress
1.	Salary for Coordinators	3	0	3	0
2.	Salary of RAs	0	0	0	0
3.	Literature & display material	1	0	0	0
4.	sensitization of Principals	0	0	0	0
5.	Others	0	0	0	0



S. no	Activities	2012-13		
		Sanctioned	Progress	% of Achievement
6.	Science Kit	840	0	
7.	Book Fair	3	0	
8.	Science Exhibition	3	0	
9.	Sports equipment at schools	84	0	

**3. Observation on the Implementation & Progress of Non-recurring and Recurring components:**

- **Non-recurring:-** Under Non Recurring Head, the UT Mission has not received any grant except for Major Repair for which grant was released during 2011-12.
- **Recurring:-** Under Recurring Head, the UT Mission availed funds under interventions like School Grant, Minor repair & Book Fair. During 2012-13 the fund for carrying out different activities was received at the end of financial year, so the UT could not utilize the fund under recurring activities.

*Component*

*Wise*

*Appraisal*

## 6. ACCESS

### 6.1 New school

- State presumed that they have achieved XI five year plan target of GER i.e. 75% at secondary level & their GER at secondary level of the state is 100% due to unavailability of age wise population it becomes difficult to assess the GER.
- A&N islands have already ensured 100% GAR at secondary level. Upgradation/opening of new secondary school is not required in this UTs (As per house hold survey 2011).
- Special focus will be paid on geographically remote and socially backward areas especially sub-plan areas.

### 6.2 Upgradation sanctioned under RMSA

No school has been approved under RMSA in the year 2009-10, 2010-11, 2011-12 & 2012-13.

#### A. RMSA

**Schooling structure:-** In A & N Islands setup of secondary education as per the nationally accepted norm i.e. 8+2+2.

Primary (1 to 5), UPS (6 to 8), Secondary (9 to 10), High Secondary School (11 to 12).

**State Initiatives:-** Andaman & Nicobar Islands already has a number of incentives in place to encourage the access for all students to secondary education. Some of the example is as follows:-

- Free supply of textbooks to ST and children from families below Poverty Line,
- uniforms & Stationery items to all the ST children,
- Attendance scholarship to ST boys and girls @ Rs. 10/- and Rs. 15/- per month respectively.
- The UT Mission Authority is in process to introduce a child tracking system for all children crossing class 8, by providing them with Unique Identification numbers. This unique electronic ID will help to track students even if they happen to migrate from district to district or whatsoever.

#### School mapping exercise

- Although proper school mapping exercise has not been done by the state, however state has done household survey in the year 2011 and maps the school with enrolment under the same exercise.
- Andaman & Nicobar Islands has already ensured 100% Gross Access Ratio (GAR) at Primary and Upper Primary levels to all habitations having Elementary level child population as per norms, availability of Secondary Education facility is also not an issue.
- In these islands; all the deserving habitations are provided with Secondary Education facility within a distance of 5 Km as per norms and at present, up-gradation / opening of New Secondary School is not required in these islands.

**Habitation data:-** The data interpretation is that, for 639 habitations there are 84 Government schools providing Secondary Education in Andaman & Nicobar Islands. Summing up, for almost eight habitations there exists one govt. Secondary/Senior Secondary School.

### Habitations and Access to Secondary Education

S.N	District wise name of Block	Total No. of Habitations	Type of School (All Management)		
			Secondary	Sr. Secondary	Total
<b>District- South Andaman</b>					
1	BRC-South Andaman	138	10	24	34
2	BRC-Wimberlygunj	65	6	6	12
3	BRC- Hutbay	79	2	2	04
	<b>DISTRICT TOTAL</b>	<b>282</b>	<b>18</b>	<b>32</b>	<b>50</b>
<b>District- Middle &amp; North Andaman</b>					
4	BRC- Rangat	111	8	8	16
5	BRC- Mayabunder	64	4	2	06
6	BRC- Diglipur	117	8	4	12
	<b>DISTRICT TOTAL</b>	<b>292</b>	<b>20</b>	<b>14</b>	<b>34</b>
<b>District- Nicobar</b>					
7	BRC- Car Nicobar	24	3	3	06
8	BRC- Nancowry	28	3	2	05
9	BRC- Campbell bay	13	1	2	03
	<b>DISTRICT TOTAL</b>	<b>65</b>	<b>7</b>	<b>7</b>	<b>14</b>
	<b>STATE TOTAL</b>	<b>639</b>	<b>45</b>	<b>53</b>	<b>98</b>

- It is also pertinent to mention that in Andaman & Nicobar Islands, there are many habitations without school age population. Few of them are those where officials of forces are posted with security point of view and few are those where people use to go and stay for few months for cultivation.

**Total Requirement:-** As per house hold survey 2011, it is found that all habitations are served with the secondary schooling facility.

**Proposal for the current year 2012-13:-** No proposal has been received from the state government for upgradation of Upper Primary Schools.

## Open schooling system

In the year 2012-13, 18 centers of NIOS, running the courses in the state in which total 2680 students are enrolled.

**Mobilization of Community:-** The UT is proposing to create awareness among the students & community about open schooling system. This will enable the students to avail the benefits of open school system. Awareness programme will be conducted in 09 Blocks in the A & N Islands. These Blocks have 18 Study Centers / AI Centers. There is a proposal to incur expenditure of Rs.20000/- per Block towards this Awareness programme. Under the Awareness programme, there is proposal to print pamphlet, banners, board etc. on open schooling system. The tentative costing of awareness per Center is as follows:

Item	Proposed Cost
Printing of Pamphlet	5000.00 X18=90000.00
Banner	5000.00 X18=90000.00
Display Board	2000.00 X18=36000.00
Community Meeting	8000.00x18=144000.00

**Computer with Internet Facility:-** In order to enable the students of Open Schooling system to utilize the digitalization technique, there is proposal to install computer with internet facilities in all the 18 Study Centers of NIOS. Desktop Computer with allied peripherals will be procured for 18 Study Centers @ 50000/- per Center. The project cost is Rs.9.00 Lakhs.

**Provision of fee for BPL Students:-** 100 BPL Students of Secondary Stage will be provided with financial assistance at the rate of Rs.1000/- per student. It is seen that due to financial burden, sometimes good and talented student leave their studies. In order to enable such students to keep their study continued, the UT proposes to accord this financial benefit to 100 Nos. of BPL The total financial implication is Rs.1.00 Lakhs for 2013-14.

**Provision for CWSN Students:-** In order to enable the CWSN Students of School to attend the school comfortably, it is essential that they are provided with all essential requisite like escort facilities & transport facilities. To achieve this, there is proposal to provide financial aid to 20 such CWSN @ Rs.1000/- Per Students.

**Consideration:-** Considering the fact that 15% students in secondary education should be able to cater by the fully developed open schooling system as suggested by the CABE Committee on universalization of Secondary Education. To this effect the programme for opening of State Open School (SOS) should be extended to the state and fully equipped for converging the functions under literacy programme, vocational education programme and

ICT through the system to derive the resultant output and outreach in favor of the OoSC/drop-outs and other under privileged sections.

- **However, proposal may not be considered in absence of norm and modalities regarding open schooling. It is also informed to the state that** Taking into account the issue of dropout students at the secondary level the 'National Institute of Open Schooling' (NIOS) has been entrusted to come up with the guidelines for planning & implementation for the out of school children under the Rashtriya Madhyamik Shiksha Abhiyan (RMSA) right from the 12<sup>th</sup> five year plan. In this regard chairman of working group constituted for the open schooling guidelines (Chairman NIOS) has shared the recommendation of the working group in the secretaries' meeting held on 28-01-2013 and finalization of the draft guideline for open schooling children considering out of school children and drop out children is under process.
- Considering the above fact appraisal team feels in absence of norm and modalities regarding open schooling proposal may not be consider at this stage and therefore it is requested to the state government to submit the proposal next year with the required information on the basis of guideline for open schooling.

#### **6.4 School Infrastructure**

##### **A. RMSA**

**Introduction:-** Andaman & Nicobar Island falls under most sensitive seismic zone V. UT was also hit by Tsunami in 2004. PAB did not approve any component neither for strengthening of existing schools nor up-gradation of any school.

In AWP & B 2011-12 PAB approved 26 class rooms for major repair.

**Proposals for 2013-14:-** UT has proposed Integrated Science lab = 19

**Computer Rooms= 6:- Unit Cost:-**UT has worked out based on PAR (Plinth Area Rates) and not based on SOR.

**Approvals & Achievements:-**

- UT did not get any approvals for non-recurring component in 2009-10
- UT did not get any approvals for non-recurring component in 2010-11.

**Approval & Achievement 2011-12**

S.NO	Components	No. of School covered	Financial Approval & Expenditure (Rs. In lakh)			Physical			Remarks
			Unit cost	Amount	Expenditure	Completed	In Progress	Balance	
1	2	3	4	5	6	7	8	9	10
1	Up-gradation of schools								
2	Strengthening of existing Govt schools								
2.1	Additional Classroom	0	0	0	0	0	0	0	
2.2	Integrated Science Lab	0	0	0	0	0	0	0	
2.3	Lab equipment	0	0	0	0	0	0	0	
2.4	Computer Room	0	0	0	0	0	0	0	
2.5	Art and Craft room	0	0	0	0	0	0	0	
2.6	Library	0	0	0	0	0	0	0	
2.7	Toilet block	0	0	0	0	0	0	0	
2.8	Drinking Water facility	0	0	0	0	0	0	0	
3	Major Repair for 7 schools	26 classroom	1.675	43.55	19.4	13	0	13	
	<b>Total</b>	<b>26</b>		<b>43.56</b>	<b>19.4</b>	<b>13</b>	<b>0</b>	<b>13</b>	

PAB approved major repair for 26 class room in various district of UT. The UT Team informed that they took up only 13 class room for major repair and some class rooms were repaired with UT funds

**Approval for major repairs =26 classrooms**

**Completion =13 classrooms**

**Completion rate =50%**

**Financial achievement =45%**

**Cumulative Approval and Achievement:-**

<b>Cumulative Approval &amp; Achievement</b>									
S.NO	Component s	No. of Scho ol cover ed	Financial Approval & Expenditure (Rs. In lakh)			Physical			Remarks
			Un it cos t	Amount	Expendit ure	Completed	In Progr ess	Balance	
1	2	3	4	5	6	7	8	9	10
1	Major Repair (7 schools)	26	1.675	43.55	19.40	13	0	13	

**Cumulative Physical Approval = 26**

**Cumulative Physical Completion = 13**

**Completion Rate= 50%**

**Cumulative Financial approval= Rs. 43.55 lacs**

**Cumulative Expenditure= Rs.19.40 lacs**

**Cumulative Percentage expenditure= 45%**

**MHRD RELEASES**

Year of approval	Revised Outlay	GOI share due	Releases				TOTAL Releases	Balance
			2009-10	2010-11	2011-12	2012-13		
2009-10	0.00	0.00	0.00	0.00	0.00	0.00	0.00	0.00
2010-11	0.00	0.00		0.00	0.00	0.00	0.00	0.00
2011-12	43.55	32.66			9.18	0.00	9.18	23.48
<b>TOTAL</b>	<b>43.55</b>	<b>32.6625</b>	<b>0.00</b>	<b>0.00</b>	<b>9.18</b>	<b>0.00</b>	<b>9.18</b>	<b>23.48</b>

**Cumulative GOI Share= Rs. 32.66 lacs**

**Cumulative Releases = Rs. 9.18 lacs**

**Cumulative GOI Commitment = Rs. 23.48 lacs**

**State team informed that balance component of major repair have been undertaken by UT from UT Funds and they do not want balance funds and want to surrender balance financial funds.**

**Proposal for 2013-14:-- UT has proposed 19 Integrated Science lab and 6 computer rooms in various parts of the UT. The details of these as under.**



**PHYSICAL INFRASTRUCTURE (NON-RECURRING GRANT)**

**Integrated Science Laboratory-** The availability of Integrated Science Laboratory is comfortable in these islands. Out of 86 schools with Secondary classes, only 67 are having the integrated science laboratory. Remaining 19 schools are to be provided with integrated science laboratory. Out of these 19 schools, 8 are in South Andaman, 7 are in N & M Andaman District. Remaining 4 schools are in Nicobar District.

**Rs. In lacs**

S.N.	District wise Educational Block	Int. Science Lab	Unit cost	Total cost
1	BRC- South Andaman		1556006.00	12448048.00
	<b>District Total- South Andaman</b>	<b>8</b>		<b>12448048.00</b>
2	BRC- Diglipur		2129272.00	14904904.00
	<b>District total- N &amp; M Andaman</b>	<b>7</b>		<b>14904904.00</b>
3	BRC- Car Nicobar		2857228.00	11428912.00
	<b>District total- Nicobar</b>	<b>4</b>		<b>11428912.00</b>
	<b>State total</b>	<b>19</b>		<b>38781864.00</b>

Hence the total tentative expenditure on Furnishing and equipping 19 numbers integrated science laboratories will be **387.81 Lakh**.

**Computer Room/Laboratory:-** As per UDISE 2012-13, there are 6 schools in these islands which do not have Computer Lab/Laboratory to facilitate Computer Education at Secondary level. Among these 6 schools, all the 6 Schools are in South Andaman District. Total requirement and budget for constructing Computer Lab with furniture, fixtures and fittings in 6 schools is as under.

**Rs. In lacs**

S.N.	District wise Educational Block	Computer Room	Unit cost	Total cost
1	BRC- South Andaman	3	1556006.00	4668018.00
2	BRC- Wimberlygunj	3	1701598.00	5104794.00
	<b>State total</b>	<b>6</b>		<b>9772812.00</b>

Hence the total tentative expenditure on Furnishing and equipping 6 numbers Computer Lab/Laboratory will be **97.72 Lakh**.

**The number of Science Lab and Computer room will be based on eligibility criteria by access unit.**

**After approval of above school infrastructure, all the 86 GOVT. schools will be strengthened**

**UNIT COST :-** UT has prepared unit cost based on Delhi Plinth Area Rate (DPAR) and not based on SOR as provided in framework for RMSA. Actually DPAR unit rate is based on rough cost estimation for obtaining administrative approvals whereas SOR unit cost is based on detailed estimations (as per actual design drawing and detailed estimation with abstract of cost).

Although UT has worked out unit cost based on PAR (Plinth Area Rates) but same has been notified by the UT Government vide order no. 1537 dated 30 April, 2012 copy of which is enclosed for ready reference. **(Annexure 1)**

UT has submitted checklist for RMSA duly completed and signed by SPD & State Project Engineer but certain requirement as per checklist are not forthcoming.

**Appraisal team is placing 19 Integrated Science lab and 6 Computer rooms at the unit cost based on PAR (Plinth Area Rates) for consideration of the PAB.**

- B. IEDSS:-**PAB did not sanction any component so far nor UT has proposed any component for 2013-14.
- C. GIRLS HOSTEL:-** UT team informed that there is not EBB. PAB did not sanction any component so far nor UT has proposed any component for 2013-14.

#### **ISSUES**

- As per RMSA Framework Unit Cost for civil work component is worked out on basis of SOR, but UT has worked out Unit Cost based on PAR (Plinth Area Rates) and is not as per frame work..

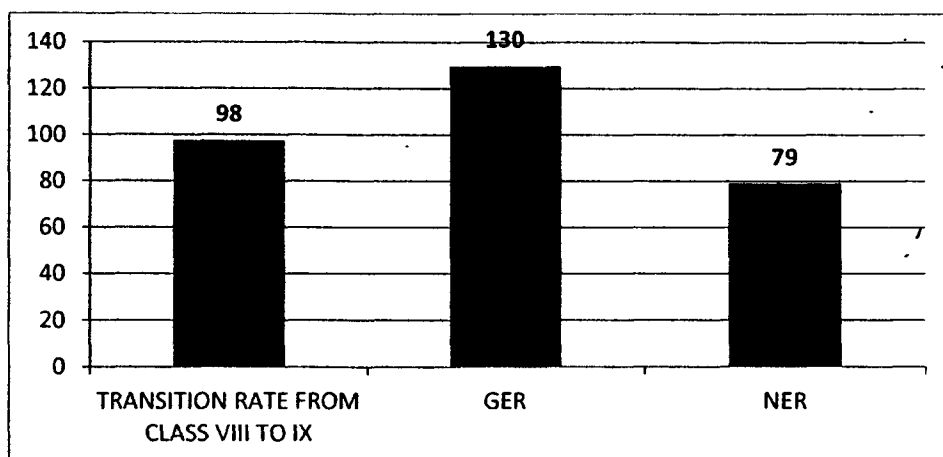
## 7. QUALITY

### 7.1 Quality Improvement

#### RMSA

The vision for secondary education is to make good quality education available, accessible and affordable to all young persons in the age group of 14-18 years. In order to improve quality of secondary education resulting in enhanced intellectual, social and cultural learning and to ensure that all students pursuing secondary education receive education of good quality it is absolutely essential to have a vision of inclusive school where learning and concept building happens. The transition rate of children from class VIII to IX is reported 98. GER and NER at secondary level, reported by the UT are 130 and 79 respectively.

**Analysis of the information provided by the UT reveals the following facts:-** At secondary stage GER and NER are 130 and 79 respectively. Thus the difference in GER and NER is 51 which reveal a wide gap meaning thereby  $\frac{1}{2}$  of the children are not in age appropriate classes in secondary schools. They are either under aged or over aged which has an adverse impact on learning levels as pace of learning is proportional to the age group. So the gap in GER and NER at secondary level needs to be revisited to ascertain the reasons of the same. In such a case GER and NER at secondary level invites immediate attention to look in to it as it is the basic indicator for quality in a school. This is obvious from the following graph :



The Plan mentions the intervention to improve the quality at secondary stage. For the improvement of quality in teaching and learning process following activities are proposed:

- Excursion trip for students @ 200 per student per year for class 9th or 10th within the UT
- Study tours for students outside the UT
- Excursion trip for teachers within the UT
- Study tour for teachers outside the UT @ 20000/- Per Teacher
- Science exhibition at district level
- Book fair at-district level
- Activities of Quality Improvement including Radio Programmes
- Felicitation of a Best performing School and toppers in class- X Board examinations

- Virtual Class Room
- Sports Articles for Schools
- Science Kit for Schools

**Observations and Suggestions:**

**School Grant:**

The UT has proposed annual grant @ ` 0.50 Lakh, amounting to total of ` 44.00 Lakh for 88 schools (Rs. In Lakh)

Sl. No.	Name of the District	Number of schools with Sec. classes		Proposal for 2013-14	
		Sec.	Sr. Sec.	Phy	Fin.
1	South Andaman	15	24	39	19.50
2	N & M Andaman	19	15	34	17.00
3	Nicobar	7	8	15	7.50
<b>TOTAL</b>		<b>41</b>	<b>47</b>	<b>88</b>	<b>44.00</b>

According to UDISE 86 schools are eligible for school grant and the same is recommended as per the norms of RMSA.

**Excursion trip for students and teachers within the State:-** There is provision of Rs.200/- per school per year for class IX or Class X for local excursion trip of students. It is expected that students visit places of heritage importance, art and culture, environment preservation etc. and prepare a write up on the trip. The UT proposes excursion trip for 5581 students within the UT because are located at separate isolated Island and many of the students, even did not visit the district headquarter. This will encourage, motivate and broaden the outlook of the students to know the different places within the UT and gain knowledge and exposure. The UT has planned to conduct the proposed intervention in October-November 2013. The process of selection of students, places to be visited and expected outcome is missing in the plan. It is also proposed to conduct excursion trips for 200 teachers teaching in Class IX & X to the schools located at other island in a view to know about the diversity and culture of the visiting place. They will also study the management process of the respective school that how it handles the similar issues of their own school. This will also create a mutual understanding among teacher of the UT. The process of selection of teachers, places to be visited, expected outcome and how the learning will be translated into the classroom is missing in the plan. The UT may be advised to ensure 100% access to secondary education first. The activity is not recommended. It is also proposed to conduct excursion trips for 200 teachers teaching in Class IX & X to the schools located at other island in a view to know about the diversity and culture of the visiting place. They will also study the management process of the respective school that how it handles the similar issues of their own school. This will also create a mutual understanding among teacher of the UT. The UT may be advised to chalk out process of selection of teachers, places to be visited, expected outcome and how the learning will be translated into the classroom.

Keeping in view the geography of the UT the activity is may be considered as per the norms of RMSA.

Therefore the excursion trip is proposed as per the UDISE total student in class 9<sup>th</sup> and 10<sup>th</sup> which is 11425.

**Study tours for students outside the State:-** The UT is proposing for study cum exposure tour for 467 boys and girls at the secondary level students outside the UT. The children of these UT requires to know happenings in educational field and other activities at mainland and motivate themselves by these exposure trips. The UT has planned to conduct the proposed intervention in November-December 2013. The UT has planned to visit the academic institutions, historical places of Chennai in Tamil Nadu. The UT will select students from all 86 secondary schools. The UT also request 01 male/female for escorting every 15 students. In this way, the UT also requires financial support for 33 (male and female) teachers @ Rs. 2000/teacher. The process of selection of students, expected outcome and how it will add value to knowledge and learning is missing in the plan. The UT may be advised to ensure 100% access to secondary education first. The activity is not recommended

**Study tours for teacher outside the State:-** It is proposed to conduct excursion trips for 200 teachers teaching in Class IX & X to the schools located at other island in a view to know about the diversity and culture of the visiting place. They will also study the management process of the respective school that how it handles the similar issues of their own school

**The UT** is also proposing for the studying tour of 170 teachers outside of the UT for gaining knowledge about educational activities going on in Kerala, Tamil Nadu and Karnataka. The main objective of the tour to come of from their tradition outlook. the most of the teachers are belonging from that Island and rarely visited the institutes like IT, CBSE schools and state school outside UT and many other historical places of mainland. It will help the teachers for having a positive educational approach. The process of selection of teachers, expected outcome and how the learning will be translated into the classroom is missing in the plan. The UT may be advised to ensure 100% access to secondary education first. The activity is not recommended

**Science exhibition:-** The National Focus Group on “Teaching of Science” suggested prevention of marginalization of experiments in school science curriculum. Investment in this regard is needed for improving school Libraries, Laboratories and Workshops to promote experimental culture while reducing the importance of external examinations. Still in remote areas there is scope for improvement in teaching methodology of Science, social science.

At district level Science Exhibition will be organized to improve science teaching. Students and teachers will participate in this exhibition.

At first level completions will be organized at school level.

- Science quiz competition will be conducted at school level and 2 best students one girl and 1 boy will be selected for block level competitions.
- Teachers will prepare project models based on the curriculum. At block level best exhibits will be selected.

The models prepared by the students will be presented in the District level exhibition. At district level Science Quiz competitions will be organized for selection of 3 best students.

This activity is not recommended and the UT may be advised to converge with NCERT and Department of Science and Technology to carry out this activity.

**Book Fair:-** The UT proposes book fairs in all three districts. This book fair will develop their knowledge and reading habits among the students. The students will be acquainted with various books to update their knowledge. They will also motivation to their studies and gain knowledge. The book fair will be conducted at the district headquarter and duration of two days. It will be conducted tentatively in the month of November. All the 86 schools will be participating in it. The intervention is recommended as per RMSA norms.

**Special teaching for learning enhancement:-** The UT Plan does not mention this activity. The UT should be advised to plan for 20% of the enrolment of class IX to provide remedial teaching to weak students and narrate the modus operandi, the selection criteria of students who will be the teachers, where this activity will be carried out, what would be the duration, expected outcome etc.

**Sports equipments for all Govt. schools:-** The UT proposes to provide Sports Articles like Football, Volley Ball, Carom Board, Tennis Ball etc.to all the 86 schools of the Islands with an estimated budget of Rs. 17.20 lakh @ 0.20 lakh per school for 86 schools. The activity is recommended as per the norms of RMSA

**Science Kits:-** To facilitate the students of the UT, there is proposal to provide science kits to 86schools of all the three districts @ 10 Kit per School. The UT may be advised to provide details of items of the kit.

NCERT also provides Science kits having about 130 items in the kit. The UT may explore it. Science kits facilitate in conceptualization of various science theories. It may add value to teaching learning process in the classroom. It is also to be ensured that the schools do not already have it. There is provision of Science Kit @ 10 kits per school @ Rs.1500 per kits under RMSA. Keeping in view the importance of science kits it is recommended for 86 schools as per the norms of RMSA.

**Activities of quality improvement including Electronic Media viz. Radio, Television etc:-** The UT plan mentions Educational activities on quality improvement like quiz competitions, speech competitions and other educational related activities shall be broadcasted through the Electronic Media viz. Radio, Television etc. Eminent professionals will be engaged to deliver subject related speeches on this media to benefit the children. It will be conducted at Zonal level, District level and UT level. This will enable students of the islands, especially the habitants of rural and tribal areas, to upgrade their knowledge and skills. The UT proposes for three events @ Rs. 5 lakh per district. The UT may be advised to explore participation of students in this activity for their exposure and confidence building. The activity may be recommended @ Rs. 1 lakh per district for three districts. The process and methodology, ensuring participation of students and how this will add value to learning outcome is missing in the plan hence not recommended.

**Felicitation of best performing school and toppers in Class-X Board examinations:-** To encourage the toppers of Class X of each school of the islands and the best performing school, the UT proposes to felicitate them by providing Certificate, Study Material like Dictionary, Books, Medals etc. It will create a sense of competitiveness amongst these students as well as the schools of the Islands. This activity is not in alignment to RMSA norms hence not recommended.

**Guidance and Counseling Cell:-** The plan says that a Cell for Guidance and Counseling shall be set up at UT level to provide guidance and counseling to minimize the stress and strain among the children of secondary level. Counseling shall also be provided on drug abuse, career counseling and adolescent issues, life skills etc. To set up a Guidance and Counseling Cell, 07 faculties will be posted for a monthly salary of 20000/- Per month. Tools and Equipment, literature, reference books etc. shall be procured @ 50000/- for the cell. Sensitization programme for 02 days at 9 blocks @ 48000/- per programme shall be organized. Inservice training programme for 168 teachers for 2 days @ Rs.300/- per day per teacher. The UT may be advised to share training content, methodology of training, institution/resource person to be involved, objective and expected outcome. The activity of

**Guidance and Counseling may be considered as per the norms of RMSA:-**

- 3 months' salary is recommended 3 post for 3 district.
- Literature and display material is recommended as per the norm at the state level.
- Sensitization programme and training programme is recommended as per the norm.

#### **Issues**

- UT has not provided any reason for wide gap in NER and GER
- Pass percentage of students in secondary examination is missing.
- The plan is silent about NCF-2005 and perspectives on curriculum and pedagogy.
- Training of teachers needs prior multi-layer and multi strategic planning and also mechanisms to reduce the cascade effect. How to ensure this is not provided in the plan
- There is no information if the UT has created any resource pool for the training of subject-specific teachers.
- Planning for teacher training integrating IEDSS, ICT aspects and use of ICT in the training programmes is missing in the plan.
- Details for guidance and counseling cell are missing in the plan.
- The plan is largely normative and arithmetic.

## **7.2 LIBRARIAN STATUS**

### **PROPOSAL 2013:-**

The UT has proposed only training for 34 librarians

**Following are given the situation of libraries and librarians both in government and aided schools.**

**Table 1: Details of Schools, Libraries and librarian in Andaman & Nicobar Islands**

Details of Schools, Libraries and librarian in Andaman & Nicobar Islands								
S. NO.	UDISE Code	District	Govt. Schools	Libraries in Govt. Schools	Librarian in Govt. School	Govt. Aided Schools	Libraries in Govt. Aided Schools	Librarian in Govt. Aided School
1	3501	ANDAMANS	39	35	34	2	2	2
2	3503	MIDDLE AND NORTH ANDAMANS	35	34	29	0	0	0
3	3502	NICOBARS	15	14	8	0	0	0
<b>Total</b>			<b>89</b>	<b>83</b>	<b>71</b>	<b>2</b>	<b>2</b>	<b>2</b>

Source UDISE ,Highlighted districts are having 0 in numbers.

**COMMENTS:-**

- The UT has not proposed any news schools and schools for strengthening neither in the previous years nor in the current year.
- There are 3 districts in the UT and as per the table there are 89 government schools and 2 aided schools.
- Libraries are also existing and librarians are also given appointments in both aided schools and government schools.so as per the table there are 83 libraries and 71 librarians in the government schools and 2libries and 2 librarians are existing in the government aided schools.
- Although the UT has 83 librarians working presently in the government schools and 2 Liberians are working in the aided schools the state has only proposed training for 34 librarians in the current year.
- In the Middle and north Andaman and Nicobar island particularly in the aided schools the component reflected as 0.
- In the government schools also the librarians are less in number than the libraries.

**SUGGESTION:-**

- Each school needs to have a library because library is considered as the storehouse of knowledge.
- The state needs to construct equal number of libraries against each government and aided schools described in the table 1 as per UDISE code.
- The state should appoint equal number of librarians, 1 per school both in the government and aided schools.



- Without appointing librarians, the purpose of the construction of libraries will not be served. At the same time, the state should give professional training to the librarians because at secondary stage where the students are going ahead of their carrier path the proper collection and well-guided resource will help them to improve their learning capabilities.
- Therefore, it is advised that the state must maintain a quality collection and a trained librarian to guide the student for improving their knowledge.
- The state needs to furnish detail about Newspapers and magazines.
- The library must maintain a well-rounded core collection including reference Materials to satisfy the regular needs of the staff and students. The core collection would consist of several copies of textbooks, reference materials related to each subject, costly essential books which would include encyclopedias, maps, atlas, rare books on particular topics/subjects or exclusive editions of general books.
- Besides the core collection, other general (fiction and nonfiction) books for regular issue should be available in the library.
- Library collections are dynamic resources and therefore, there should be Constant review and renewal of material to ensure that the collections are relevant to the users stakeholders.
- Weeding out of books should be a regular feature and should be carried out with the approval of the competent authority, at least once in a year.
- The library should follow open access system.
- The core collection of the library should take into account the size of the Schools and subjects offered besides covering project based activities, career guidance, counseling etc.
- Books should be available in both English and Hindi.
- Book purchase should be a continuous process and some percentage of the total school budget should be earmarked for collection development on recurring basis. Out of this budget, 50% should compulsorily be earmarked for secondary classes (i.e. up to class Xth).
- To encourage more teacher participation in the library, a teacher may be allowed to submit name / list of book(s) intended to be purchased.
- During annual stocktaking, weeding out of collection should also be carried out.
- For newly opened schools a one-time budget would be provided for Setting up the basic collection.
- Besides books, libraries should subscribe to useful magazines, periodicals, and journals.
- Issue of books for home use - Each student would be issued two books at a time for a period of one week. Staff members, including Principal, would be issued maximum five books at a time for a maximum period of one fortnight. Failure to return books on time would compulsorily lead to penalty of Rs. 1 per day for all (students & staff).
- A recall system for overdue books should be introduced. This could be achieved by sending an overdue note to the concerned student through the Class Teacher. In case of staff the note can be sent through the school office.
- Books should be arranged in lockable shelves but open access system should be followed.

- The librarian should manage the library and the duties of the librarian will include all the day today maintenance of the library and guide the staff and students regarding the use of library collection.

### 7.3 Teacher Recruitment/Appointment

The state has proposed recruitment of 45 special education teachers and requested Salary of Special Educator @ Rs.10000/- Per Month Per Educator for 10 Month Recommendation

The MHRD has given 4 special education teachers to the UT but teachers are not in position. Further new teacher could not be approved.

### 7.4 Teachers Training

#### A. RMSA:- Under RMSA: Trainings at Different Level

- 1. Proposal: In-service training for existing teachers (5 Days @ 300 Per Day Per Teacher)**  
AWP & B (p-129) the UT has proposed in-service training for 1005 subject teachers @ Rs. 1500/teacher for 5 days in the financial year 2013-14. But in the costing sheet 616 teachers has given.

#### Number of Secondary School Teachers in U-DISE-2012-13

##### Number of Schools and Teachers as per U-DISE-2012-13

Sl. No.	Govt. Secondary Schools				Govt. Aided Secondary Schools				Total Govt. and Aided Schools	Total Teacher of Govt. and Aided Schools
	No. of Schools	In-position Regular Teacher	Para teachers	Total Teacher	No. of Schools	In-position Regular Teacher	Para teachers	Total Teacher		
	88	519	55	574	2	9	0	9	583	90

In the state average per school (Govt. and Aided Secondary School) per school teachers are 6.48 teachers. It is 6.53 teachers in Govt. Secondary School and 4.5 teachers in Aided Secondary School.

#### Issue of Untrained Teachers in the UT

As per U-DISE 2013 all teachers of Govt. secondary schools are trained (B. Ed, M. Ed degrees other educational degrees).

#### Qualification of Secondary School Teachers

Teacher Qualification							
B.Ed. or equivalent	M. Ed. or equivalent	Bachelor of Elementary Education (B.El. Ed.)	Diploma/certificate in BTT of >= 2 years	Diploma/degree in special education	Others	None	Total
472 (82.23%)	14 (2.44%)	12 (2.09%)	13 (2.27%)	27 (4.71%)	36 (6-28%)	0	574

In the state 84.87% teachers are qualified. Out of the total 82.23% teachers have B. Ed degree and 2.44% teachers are M. Ed degree holder. The distribution of subject-wise teachers is in the given table.

### Distribution of Subject Teachers in the UT

As per U-DISE 2012-13, the distribution of subject teachers in the UT is in the given table.

#### Teacher by Subject

Count of School	Mathematics	Science	Social Science	Languages	Computer Science/Education	Arts/Music	Sports/Health & Physical Education	Other/Only up-to State Level	All Subject	Grand Total
2012-13	76	91	122	98	6	19	24	32	106	574
%	13.24	15.85	21.25	17.07	1.05	3.31	4.18	5.57	18.47	100.00

#### Note:-

- Mathematics
- Environment Studies, Science, Biology, Chemistry, Physics
- Social Studies, Business Studies, Economics, Geography, History, Home Science, Political Science
- Languages, English, Hindi
- Computer Science
- Music, Fine arts, Work Education
- Sports, Health & Physical Education
- Other, Only up-to State Level
- All Subject

**National Curriculum Framework 2005:-** The UT has adopted NCERT's syllabi and textbooks for classes IX & X of school education as a follow-up of NCF-2005.

**Teachers Recruitment Policy:-** In the proposed intervention, the UT should reflect "Teachers Recruitment Policy" because age structure, service tenure, experiences, etc. are associated with it. In the UT 50% secondary school teachers come through promotion from upper primary school teacher and 50% teachers are recruited through 'Competitive Examination'. Now teachers come through two different processes. Therefore, accordingly needs to formulate in-service teachers training strategies.

**Status of Teachers Training Institution:-** The UT has a DIET for trainings.

#### Training Modules

NCERT has developed the following training modules:

- In-service Teacher Professional Development at Secondary Stage: Generic Concern
- In-service Teacher Professional Development at Secondary Stage: Generic Concern: Training Package in Mathematics

- In-service Teacher Professional Development at Secondary Stage: Generic Concern: Training Package in Science. The UT may borrow the above modules from NCERT for needful and effective in-service training.

**Progress in 2009-10, 2010-11, 2011-12 & 2012-13**

Since the inception of RMSA, the MHRD, GOI has approved 2970 teachers for in-service training but the state has provided training only to 1125 (37.88%) teachers.

**Progress of In-service Training of Subject-Teachers in the UT**

Years	PAB Approved In-service training	In- In-service Training completed	In-service Training completed in %
2009-10	0	0	
2010-11	1485	0	
2011-12	1485	1125	
2012-13	0	0	
Total	2970	1125	37.88

Source: Data provided by the State

**Observation:**

- The UT has provided all required information related with in-service training in the AWP & B 2013-14. The UT has consistently been imparting in-service training to the subject teachers. The objective of in-service training is to improve quality of teaching-learning process and it will help to increase GER, NER and retention, to reduce dropout; and to increase the girl's participation in secondary education.
- In the UT 50% teachers come through promotion from upper primary school teacher and 50% teachers are recruited through 'Competitive Examination'.

**Recommendation:-** As per U-DISE 2012-13, the appraisal team recommends 583 teachers' in-service training of Govt. and Aided Secondary School @ Rs. 1500/teacher for 5 days in the financial year 2013-14.

2. **Proposal: Training for head masters (5 Days @ 300 Per Day Per HM):-** The UT has proposed training for 86 headmasters @ Rs. 1500/HM for 5 days in the financial year 2013-14. But in the costing sheet 172 HMs has given.

**U-DISE 2012-13:-** As per U-DISE, there are 13 headmasters in 88 Govt. secondary schools.

**Recommendation:-** The appraisal team has recommended 86 HMs in-service training @ Rs. 1500/HM for 5 days in the financial year 2013-14. As in the costing sheet 172 HMs has given and in the write up of AWP & B (p-129) it is 86. On the other side, as per U-DISE, there are 13 headmasters in 88 Govt. secondary schools. Due to a wide range of discrepancies, it is difficult to decide. Finally, the appraisal team has accepted the figure (86 HM) and the same recommended.

3. **Proposal: Training for Key Resource Person:-** The state has proposed training of 50 KRPs (in the costing sheet) @ Rs. 300/KRP/day for 5 days training. The proposal could not trace out in the write up. It has given in the costing sheet.

**Observation:**

The question is that who should train as KRPs? Whether they will train at district or state level? What should be the selection procedure for the KRPs? As per the needs of districts, the state should prepare plan for the training of KRPs. The state should fix criteria for the selection of a person/scholar to train him/her as KRPs. It seems to us that knowledge, skills; attitude and versatile on NCF-2005 should be the important criteria for the selection of KRPs. Even the state has not provided specifically of the training calendar.

**Recommendation:-** Training to the KRPs is an important part to make effective and qualitative in-service training. The appraisal team recommends @ 1KRP/subject/district for 6 subjects viz. Mathematics, Science, Social Studies, English, Hindi and regional language. There are 3 districts and the total number of KRPs for recommendation are 18 (3x6) KRPs @ Rs.1500/KRP for 5 days through NCERT.

4. **Proposal: Training of Master Trainers:-** The UT has proposed training for 90 MTs (in the costing sheet) @ Rs. 1500/MT for 5 days in the financial year 2013-14.

**Observation:**

The question is that who should train as MTs? Whether they will train at district or state level? What should be the selection procedure for the MTs? As per the needs of districts, the state should prepare plan for the training of MTs. The state should fix criteria for the selection of a person/scholar to train him/her as MTs. It seems to us that knowledge, skills; attitude and versatile on NCF-2005 should be the important criteria for the selection of MTs. Even the state has not provided specifically of the training calendar.

**Recommendation:-** Training to the MTs is an important part to make effective and qualitative in-service training. The appraisal team recommends @ 2 MTs/subject/district for 6 subjects viz. Mathematics, Science, Social Studies, English, Hindi and regional language. There are 3 districts and the total number of KRPs for recommendation are 36 (3x12) KRPs @ Rs.1500/KRP for 5 days through NCERT

5. **Proposal: Management training for headmasters**

The UT has proposed management training to 86 headmasters @ Rs. 30000/headmaster for 14 days in the current financial year 2013-14.

**Observation:**

For this training Principal/Headmaster will be sent to Hyderabad/Bengaluru/Chennai. It will help them to update their knowledge and management skills. The Principal/Head Masters will be deputed on batches in different periods of the years so as to ensure that the normal schooling is not hampered.

**Recommendation:-** As per U-DISE 2012-13, there are 13 HMs in Government Secondary Schools. The appraisal team recommends management training to 13 headmasters for 14 days. The team also suggests that the UT will provide the outcomes of management training of 13 headmasters and its impact in the school management.

6. **Proposal: Training for Librarian in Secondary and Higher Secondary Schools:-** The UT has proposed training for 37 Librarian @ Rs. 1500/teacher for 5 days in the financial year 2013-14.

**Recommendation:** - RMSA has approved *Eighteen Hundred and Ten Crores* for the construction of library rooms. The main concern for the approval of said amount in library is the improvement of quality in secondary education. Librarians are responsible to inculcate reading culture among the school children. Therefore, the appraisal team recommends training for 86 Librarian @ Rs. 1500/teacher for 5 days, As the state has provided the documentary evidence stating that all school are having Librarian.

**B. IEDSS**

**1. Proposal: Training of General Teachers:-** The state has requested training for 150 general teachers @ Rs. 3000/teacher

**Recommendation:-** The appraisal team recommends training of 150 teachers @ Rs. 300/teacher/day for 5 days training.

**2. Proposal: Training to special education teachers:-** The state has requested training for 45 special education teachers @ Rs. 3000/teacher

**Observation:**

As per U-DISE 2012-13 there are 27 diploma/degree in special education teachers in the UT.

**Qualification of Secondary School Teachers**

Teacher Qualification							Total
B.Ed. or equivalent	M. Ed. or equivalent	Bachelor of Elementary Education (B.El. Ed.)	Diploma/certificate in BTT of >= 2 years	Diploma/degree in special education	Others	None	
472 (82.23%)	14 (2.44%)	12 (2.09%)	13 (2.27%)	27 (4.71%)	36 (6-28%)	0	574

As per U-DISE 2012-13 there are 227 CWSN students in the UT. The detail has given in the table.

**Types of CWSN Students**

Sl. No.	Types of Disabilities	No. of Students
1	Visual Impairment (Blindness)	4
2	Visual Impairment (Low Vision)	18
3	Hearing Impairment	21
4	Speech Impairmen	21
5	Loco Motor Impairment	80
6	Mental Retardation	66
7	Learning Disability	7
8	Cerebral Palsy	3
9	Autism	0
10	Multiple Disability	7
	Total	227

**Recommendation:-** The MHRD has given 4 special education teachers to the UT but teachers are not in position. Therefore, the appraisal team does not recommend the proposed intervention.

**Proposal: Orientation of Principals, Educational administrators, parents / guardians etc:-** The state has Orientation of 400 Principals, Educational administrators, parents / guardians @ Rs. 2000 for 2 days.

**Recommendation:-** The appraisal team recommends 400 Principals, Educational administrators, parents / guardians @ Rs. 300/teacher for 2 days training.

## 7.5 Observation of NCERT

### **Comments on Proposals related to quality aspects of A & N Islands under RMSA.**

**In-service Teacher Training:-** The UT has not provided comprehensive plan/calendar for teacher training. For which subject areas and how many teachers need to be trained in each subject? Whether, the UT has created any resource pool for the training of subject-specific teacher?. Which are the nodal institutions, which may provide teacher training? What material the state has been using for teacher training? Moreover, no integrated planning (with IEDSS and ICT) for teacher training is reflected. It may be suggested that the UT may involve RIE, Mysore in the planning and conduct of all kinds of teacher/head teacher trainings. Moreover, Resource Persons and Master Trainers need to be oriented by RIE, Mysore in collaboration with other constituent units of the NCERT and concerned UT and state agencies. Training of more than a thousand teachers need prior multi-layer and multi strategic planning and also mechanisms to reduce the cascade effect. Here, it is essential that UT must provide annual calendar of teacher training, details about the training material available and the resource support created for the training in the UT.

**Excursion and study tours:-** Since purpose behind these activities is to provide exposures of other curricular sites to students and teachers, hence there must be effort to link these with their curriculum (different subject areas) at the secondary stage.

**Free Textbooks and other material :-** RMSA does not have provision for free textbooks, workbooks, etc.,

**Activities of Quality Improvement including Radio Programme:-** Details are not provided in the Annual Work Plan.

**Virtual Classrooms:-** As per NCF-2005, students' experiences need to be taken care of in the teaching –learning processes. Students should get opportunities to express and also hands on experiences. Moreover, in Indian classroom diversity among children prevail. In this regard, virtual classroom may not be helpful in enhancing students' learning at this stage. Many a times, if not implemented adequately virtual classrooms make children passive listeners.

However, details need to be worked out for this programme including, how it will operate, how themes in different areas will be dealt with.

It may not be recommended due to lack of necessary details.

**Science Exhibition:-** NCERT conducts science exhibition. UT may tie up with the NCERT for science exhibition.

**Learning Kits:-** What kind of learning kit? Details are needed on this.

**Book Fair:-** It may be recommended.

**Felicitation of a best performing school and toppers in class –X board examination:-** NCF-2005 does not recommend ranking among schools and students. Moreover, examination results must not be treated as the sole criteria of quality and performance. Hence, this may not be recommended.

**Sports articles and science kits:-** Sports articles and science kits may be approved as per RMSA norms,

7.6 ICT @school

**Status of Release:**

Rs in lakh

Year	No. of schools	Budget approved	GOI share	Year wise release of non recurring grant					Total Pending	
				2008-09	2009-10	2010-11	2011-12	2012-13		Total
2008-09	14	93.80	70.00	18.00	17.25	0.00	0.00	0.00	35.25	34.75
2010-11	28	179.20	134.40			67.20	67.20	67.20	201.60	67.20
<b>TOTAL</b>	<b>42</b>	<b>273.00</b>	<b>204.40</b>	<b>18.00</b>	<b>17.25</b>	<b>67.20</b>	<b>67.20</b>	<b>67.20</b>	<b>236.85</b>	<b>32.45</b>

- PMEG in its meeting had approved 12 schools with a total central share of Rs.60.30 lakh in 2006-07. An unspent amount of Rs.32.30 lakh was available with UT of Andaman and Nicobar. Sanction for utilization of 30.00 lakh was given out of unspent amount of Rs.32.30 lakh. Carry forward permission was given in 2007-08. UC and progress report pending. 12 schools approved in 2006-07 could not be covered under the scheme as the Ministry's sanction amount could not be drawn by UT administration. Sanction amount had been lapsed. Schools were cancelled.
- PMEG in its meeting held on 04.11.2008 had approved 14 schools with a total central share of Rs.70.00 lakh. First installment of Rs.18.00 lakh was released in 2008-09. UT



administration could not utilize the amount and fund was lapsed. Hence, first installment of Rs.17.25 lakh could be released due to less budget provision. UT administration could not utilize the sanction, hence the funds lapsed. Again, first installment of Rs.35.00 lakh was released. UC and progress report pending. 14 schools were cancelled.

- PMEG in its meeting held on 2010-11 had approved 28 schools of UT of Andaman and Nicobar for 2010-11 with a total central share of Rs.134.40 lakh. First installment for a sum of Rs.67.20 lakh was released in two parts in 2010-11. Carry forward permission has been given. UT administration could not utilize the amount and lapsed. First installment of Rs.67.20 lakh was again released. Sanction was again lapsed. A sum of Rs.67.20 lakh was again released in 2012-13. Since the state is repeatedly failing to utilise the funds released by the Ministry and the same are getting lapsed at the end of financial year, in 2013-14, the UT is requested to incur the expenditure in respect of 28 schools approved under the scheme and get the same reimbursed from the Ministry. UC and progress report pending.

#### Status of Schools covered under ICT@School Scheme

#	Type of School	Nature and number of school			Schools covered under ICT@School			Balance		
		Govt.	Govt. aided	Total	Govt.	Govt. aided	Total	Govt.	Govt. aided	Total
<b>UDISE 2012-13</b>										
1	Secondary Schools	40	0	40	25	0	25	15	0	15
2	Higher Secondary Schools	49	2	51	3	0	3	46	2	48
<b>Total</b>		<b>89</b>	<b>2</b>	<b>91</b>	<b>28</b>	<b>0</b>	<b>28</b>	<b>61</b>	<b>2</b>	<b>63</b>

#### Status of UDISE Code in respect of approved schools

Sl. No.	Year	No. of Schools Approved	UDISE Code	Discrepancies Found
1	2006-2007	*	0	<ul style="list-style-type: none"> <li>• UT has not implemented the scheme and merged with 14 schools approved in 2008-09</li> </ul>
2	2008-2009	*	0	<ul style="list-style-type: none"> <li>• UT has not implemented the scheme and merged with approval of 28 in 2010-11</li> </ul>
3	2010-2011	28	28	<ul style="list-style-type: none"> <li>• 4 schools repeated in 2007-2008</li> <li>• 2 schools are middle schools</li> </ul>
<b>Total</b>		<b>28</b>	<b>28</b>	<b>26</b>

**As of now the approval is only for 28 schools. UDISE in respect of 28 schools only need to be checked.**

**Observation as per UDISE Code**

**Sanction 2006-2007:** 12 schools approved in 2006-07, *State has not implemented these schools and merged with the approval of 2008-09.*

**Sanction 2008-2009:** Out of 14 schools approved in year 2008-09, *State has not implemented these schools and merged with the approval of 2010-11.*

**Sanction 2010-2011:** Out of 28 schools approved in the year 2010-11, UDISE code for all 28 schools provided by state.

**New Proposal 2013-14:**

**58 New Schools under ICT@School:** It has been observed that the UT of Andaman & Nicobar is not being able to utilise the funds released by the MHRD and most of the times, it lapses. UT may first implement the scheme in 28 schools approved in 2010-11 before considering any new approval.

**Issues:**

- UT seems to have not yet implemented the ICT Project in 28 schools approved in 2010-11 and repeatedly failing to utilise the funds released under the ICT Scheme resulting in lapse at the end of financial year, the UT in 2013-14 was asked to incur the expenditure and get it reimbursed from the Ministry for 28 schools.
- Information regarding the implementation of ICT is missing from the plan.
- UT has not implemented any schools & UCs is pending from UT.

## 8. Equity

### 8.1 General analysis of the Equity scheme

**Progress overview:-** As of now no interventions was approved under equity component under RMSA.

#### A. RMSA

- Incentives to Girls studying in class-IX to promote completion of Secondary Education):-** Govt. of India is implementing a centrally sponsored scheme named “National Scheme of Incentives to girls” for secondary education. Under this scheme only ST girls are being covered as per the eligibility criteria prescribed under the Scheme document. It is proposed that for all the girl children studying in class- IX and are not covered under NATIONAL SCHEME OF INCENTIVES TO GIRLS FOR SECONDARY EDUCATION i.e. Non-ST girl children, an amount of Rs. 3000/- per child may be provided to UT Mission Authority to deposit the same in the name of beneficiary as term deposit, to promote completion of secondary education among all the girl children. Terms and condition for encashment of the maturity amount will be similar to that of NSIG. As per UDISE data 2012-13, there were 2453 girls. An amount of ` 73.59 Lakh will be required by the UT during session 2013-14 for implementation of this incentive scheme. Summary of proposals is as under

Sl. No.	Name of the District	Enrolment of Girls	Finance (Rs. In Lakh)
1	South Andaman	1432	42.96
2	N & M Andaman	951	28.53
3	Nicobar	70	2.10
<b>TOTAL</b>		<b>2453</b>	<b>73.59</b>

(Source – UDISE 2013-14)

#### Observation and Consideration

- The state has proposed for Rs. 73.59 lakhs for the intervention “Incentives to Girls studying in class-IX to promote completion of Secondary Education”.
  - Under this intervention, the state has proposed to provide the incentive Rs. 3000/- to non-ST girls who are not covered under the scheme of National incentive to girls for secondary education
  - The state has identified 2453 beneficiaries for this intervention.
  - But the appraisal team does not consider the proposal as it is not supported under RMSA.
- Free Workbook, Practical book & Skill books to all children:-** Students studying in secondary classes should be provided with necessary course materials like work books, practical books and other skill improvement books. This would help them to learn their contents in depth.

It is proposed to provide a sum of Rs. 250/- per student per year for work books, practical books and other skill improvement books. During 2013-14, 5317 numbers of children are to be covered in this incentive scheme. Summary of physical and financial proposal is as under-

(Rs. In Lakh)

Sl. No.	Name of the District	Proposal for 2013-14	
		Phy	Fin.
1	South Andaman	2883	7.21
2	N & M Andaman	1943	4.86
3	Nicobar	491	1.23
<b>TOTAL</b>		<b>5317</b>	<b>13.29</b>

Physical targets are as per UDISE 2013-14

#### Observation and Consideration

- The state has proposed for Rs. 13.29 lakhs for the intervention “Distribution of free work book, practical book and skill book to all children”.
- Under this intervention, the state has proposed to provide a sum of Rs. 250/- per child for 5317 children for work books, practical books and skill books etc.
- But the appraisal team does not consider the proposal as it is not supported under RMSA.

#### B. IEDSS:

##### Progress Overview:-

Year	Date of PMEG	Amount recommended by PMEG		Status of UC, Progress Report & Statement of expenditure
2009-10	Approved by IFD	Recurring	2,84,500/-	No salary for Special Teachers was released. There is an unspent balance of Rs. 13,000/- lying with UT Adman. The UT adman. may be requested to surrender the same. Otherwise, we may adjust Rs. 13,000/- against 2013-14 release.
		Non-recurring	nil	
		Total	2,84,500/-(1 <sup>st</sup> installment)	
<b>Amount released</b>				
		Recurring	2,84,500/-	
		Non-recurring	nil	
		Total	2,84,500/-(1 <sup>st</sup> installment)	
2010-11	1.11.2010	<b>Amount recommended by PMEG</b>		Approved- Rs. 50,000/- as Equipment to R/R. Rs. 50,000/- as removal of architectural barriers.
		Recurring	25,58,000/-	
		Non-	1,00,000/-	

		recurring		On request of the UT Admn., grant was released under SOC only.
		Total	26,58,000/-	
		<b>Amount released</b>		
		Recurring	2,00,000/-	
		Non-recurring	nil	
		Total	2,00,000/-	
2011-12	13.5.2011	<b>Amount recommended by PMEG</b>		Proposal was placed before PMEG in meeting held on 13.5.2011. No representative from UT Admn. Attended the meeting.
		Recurring		
		Non-recurring		
		Total		
		<b>Amount released</b>		
		Recurring		
		Non-recurring		
		Total		
2012-13				No proposal was received during 2012-13.

### Status of Disable children in secondary education

According to U-DISE data, 227 disable children are enrolled at secondary level. Out of that, 140 are boys and 87 are girls

	Class IX			Class X			Class XI			Class XII			Total No. of Boys and Girls	
	Boys	Girls	Total	Boys	Girls	Total	Boys	Girls	Total	Boys	Girls	Total	Boys	Girls
Visual Impairment (Blindness)	1	0	1	1	2	3	0	0	0	0	0	0	2	2
Visual Impairment (Low Vision)	3	1	4	5	2	7	1	4	5	0	2	2	9	9
Hearing Impairment	3	5	8	3	3	6	1	3	4	1	2	3	8	13
Speech Impairment	1	2	3	5	2	7	8	2	10	1	0	1	15	6
Loco Motor Impairment	17	8	25	15	7	22	7	7	14	12	7	19	51	29
Mental Retardation	14	7	21	20	5	25	5	10	15	4	1	5	43	23
Learning Disability	1	0	1	3	1	4	0	0	0	2	0	2	6	1
Cerebral Palsy	0	0	0	1	0	1	1	0	1	0	1	1	2	1
Autism	0	0	0	0	0	0	0	0	0	0	0	0	0	0
Multiple Disability	2	1	3	1	1	2	1	0	1	0	1	1	4	3
<b>Total</b>	<b>42</b>	<b>24</b>	<b>66</b>	<b>54</b>	<b>23</b>	<b>77</b>	<b>24</b>	<b>26</b>	<b>50</b>	<b>20</b>	<b>14</b>	<b>34</b>	<b>140</b>	<b>87</b>

### Proposal for 2012-13:-

**Student oriented activities:-** The state has proposed Rs. 6.81 for student oriented activities @ Rs. 3000/- per child for 227 children.

SI No	Component	No of students
1	Escort allowance	10
2	Transport allowance	227
3	Books and stationery allowance	227
4	Uniform	227
5	Equipment Allowance	199
6	Reader Allowance	22

### Observation and Consideration

- The state has sought for Transport allowance, Books and stationary allowances, uniform allowance, equipment allowances, reader allowances and escort allowance will be provided to the disabled children at secondary stage as per eligibility laid down in the scheme of IEDSS.
- The state has provided the number of children need transport allowance, assessment need assessment details of disable children
- The state has not provided the details of aids and appliances.
- The appraisal team considers the girls stipend as it is essential for girl disable children.

### Budget Estimation

Student oriented activities	Financial breakups	Total Estimation
Books & Stationary	227*400	90800
Uniform allowance	227*400	90800
Girls' stipend	87*200* 12	208800
Escort Allowance	Rs. 750 * 10	7500
Reader Allowance	22* 500 per annum	11000
Transport allowance	227*500 per annum	113500
Aids and appliances	199*1000	199000
<b>Total</b>		<b>Rs.721400</b>

- The appraisal team considers Rs. 597000/- for 119 disable children by excluding 21 speech impairment and 7 learning disability children from total 227 disable children.

## 9. Media/SMDC's Training

### A. RMSA

There is no any proposal from the UT of Andaman & Nicobar Islands under Media component in RMSA or other programmes. We may suggest some measures to state to exercise in the state to generate awareness about secondary education in general and retention, bridging gender gap and also helping in achieving 100 GER by 2020.

#### **Some gusted measures for the state;**

- Video spots may be made and advertise through city TV channels or regional news or entertainment based channels. The spots duration should be 30 second only as it will be cost effective to go on air through any channel. It will be cheaper and effective. State government may approach Regional Doordarshan Kendra to awareness and advertising video spots. The other agency which may be contacted are DAVP, NFDC for advertising the same on any channel.
- Radio spots may be made and advertise through local FM channels or Community Radio or AIR. The spots duration should be 30 second only as it will be cost effective to go on air through any channel. It will be cheaper and effective. State government may approach Regional AIR Kendra to awareness and advertising video spots. The other agencies which may be contacted are DAVP, NFDC for advertising the same on any channel.
- A 15-30 minutes weekly Radio Programme may be designed to be broadcast from Regional AIR Kendra. This platform may be a showcase of good practices under RMSA programme. It may be in the form of docu-drama. This needs a specialized agency to exercise this activity like DAVP/NFDC, etc.
- Brochure of the programme may be made & printed in local language (State specific) and circulated it for wider dissemination of the information regarding and programme and programme provisions. Printing may be done through state government empanelled agency or DAVP or any agency which will be suitable to, the state. The content should be crisp and design should be attractive.
- Pamphlets may be developed covering all major interventions of the RMSA programme, printed and distributed through different departments at local level in local language. It can be done with the involvement of DRDA or PRIs or SMDCs in all the districts. The content should be crisp and design should be attractive.
- Wall calendar/ Table calendar may be made, and printed for dissemination. It may be advised to distribute in every RMSA school within the State/UTs. The calendars may showcase the good practices, lesson learnt, success story, etc done by the State/UTs. The content should be crisp and design should be attractive.



- Hoardings/ Display panel may be made and fixed in educational institutions. It may be fixed at strategic places in towns/cities or at block/ taluk level also depending upon the availability of funds. The content should be crisp and design should be attractive.
- Display board may be made with RMSA logo and fixed in every school supported under RMSA programme. The cost may be incurred from School Grant or SMDC may arrange the fund from the community. The contractor may also be requested to make such arrangement. It will definitely increase the visibility of the programme. It requires very limited fund to exercise this activity.
- Field publicity through theatre/ street plays/ puppet shows/ mime shows to generate awareness among the community at local level. This may be done while involving class IX and X students, NSS/NCC cadres of respective school and volunteers of Nehru Yuva Kendra (NYK) at local level. The SMDCs can play a major role organizing this activities under the guidance of school principal or designated teacher. SMDCs may provide platform at local level and students can organize campaign in the form of street plays/ puppet shows/ mime shows.
- Wall painting is very effective tool at local level/village level. It may be done with the involvement of SMDC or PRI at village or local level. Community may be encouraged by SMDC members to won such activity for generating awareness among the community by the community.
- Essay competition/ quiz competition/ debate competition/ extempore competition/ singing competition/ dance competition may be organized at school level in the presence of SMDC members and community leaders. It may be organized on special occasions like National Education Day, Teachers Day, Children Day, etc. It will provide a platform to students to enrich their inner ability in front of their parents, guardians and community leaders which will further boost up their confidence to perform better at every level.
- Orientation of students (5-10 minutes) on special days in the form of public lecture during Morning Prayer. The lecture may be given by principal/headmaster or his/her designated teacher or by subject specialist teacher to sensitize students about developing general understanding of health, environment, society, culture and help in overall personality development of students and make them more responsible citizen. The special day may include world environment day, world health day, education day, children day, teacher's day, etc.
- Use of social media like facebook, twitter, etc. to engage youth in the awareness of RMSA programme in particular and secondary education as whole. It will be free of cost and will provide an interface to interact directly specially with youth and also to engage youth in decision making process and feedback.
- Newspaper advertisement on special days like National Education Day, Teachers Day, Children Day, etc. may be carried out within the State/UTs covering success of RMSA programme with newly launched programme logo.

- SM Sing educational messages related RMSA programme and different provisions under the programme. Since country has huge number of mobile holders, it may be a nice idea to penetrate education messages through mobile. It has huge impact and has been successfully done in Afghanistan, Pakistan, Bangladesh, Malaysia, Mexico, Kosovo, Uganda, Senegal, Zambia and many other countries. India has also done so many innovations in health and agriculture sector. Election commission has also done that in mobile technology.
- E-newsletter may be initiated in every school which are being supported under ICT @ School Scheme. Since, ICT @ School programme supporting school in terms of providing basic infrastructure like computer with broadband connection, electricity and computer teacher. To enrich the students and teacher inner quality, it will be a great idea to provide a platform in form of e-newsletter. Students and teachers creativity in terms of writing (story, poem, drama, painting, essay, poster, photo, sketch, etc.) can be compiled and screened by cultural committee of school or by headmaster.
- Collection and compilation of database (name, email id, mobile no., designation, address, etc.) of RMSA officials right from school headmasters level to State level officials. It helps in communicating with state officials, district officials and school level officials on any importance issue. Any important issue/matter can be communicated through mail.

**Proposal: Training of SMDC Members:-**UT government of Andaman & Nicobar Islands has proposed non-residential training of 1118 SMDC members for three days for total 86 Government schools @ Rs. 200/- per day per member.

**Progress of 2012-13:-** In the financial year 2012-13, Rs. 6.55 lakhs has been approved for the training of 1092 SMDC members in the state but fund were not received against this approval.

**Observations:-** The UT has proposed training of 1118 SMDC members to be trained. As per UDISE data, 74 Government schools have constituted SMDC out of which only 3 Schools are having common SMDC/SMC. The structure of SMDCs is not given in detail however it is indicated that there would be 13 members committee in the plan. The module for imparting training has been developed by UT.

**Suggestion/Recommendation:-** State government has proposed three days training of 1118 SMDC members. As per the UDISE, 74 schools have SMDC out of which only 3 schools are having common SMDC/SMC. In this regard, we can recommend training of 923 SMDC members (13 members per SMDCs\* 71 School) for three day training at the cost of Rs. 600/- per member.

## 10 Innovations

### A. RMSA

**Virtual classroom:-** State has proposed to set-up a high quality video conferencing enabled classroom in each block. A common time table would be implemented for all such class rooms and sessions. The teaching-learning activity would be on a multiplex mode. Use of high end equipment would enhance the quality of transmission and reception. The rationale behind setting up of such classroom is dissemination of best teaching practices to each and every student in the UT.

The proposed budget for the above mentioned intervention is as follows:

(Rs. In Lakh)

Sl. No.	Name of the District	Proposal for 2013-14	
		Phy	Fin.
1	South Andaman	03	15.00
2	N & M Andaman	03	15.00
3	Nicobar	03	15.00
<b>TOTAL</b>		<b>09</b>	<b>45.00</b>

Physical targets are as per UDISE 2013-14

- **Observation/Consideration:-** It is a good initiative taken by the state. Adopting latest technologies in education will be helpful in enhancing the quality of education. However, such type of intervention is covered under ICT @ school scheme. So state is advised to converge it with ICT @ School scheme. **Hence the proposal is not recommended for approval.**
- **Education for ST children:** - In order to promote the interest of completing Secondary Education among all the ST children, it is proposed to organize District level Athletic meet. An amount of Rs.1.00 has been proposed for the year 2013-14.
- **Observation/Consideration:-** According to RMSA norms no separate funding is done for organizing sports meet/athletic meet. School Annual Grant is utilized for this purpose. **Hence it is advised to the UT to organize athletic meet by using School Annual Grant fund.**

# 11. Finance and Procurement

## Observation on procurement up to F.Y 2012-13

- UT has NIC portal available which is <http://and.nic.in>
- State has not actualized e-tendering for RMSA.
- UT has identified PWD agency for carrying out civil works under RMSA.
- It has not floated any tender for civil works above 50 lakhs as UT has not been released any fund except Rs 9.18 lakhs in F.Y 2011-12.

## Proposal for Procurement in F.Y 2013-14

### A. RMSA

**Proposal:-** Under strengthening UT has proposed 19 No. of schools. It has proposed for integrated science Lab.- 19, Computer room-06. The total fund proposed under non-recurring head is Rs 485.52 lakhs.

**Observation:-** During discussion with UT planning team it was informed that it has govt. agency namely Andaman Public Works Deptt. and UT has proposed to carry out these works through this agency. UT would issue tenders in the month of August 2013, if the funds are sanctioned to them. It was assured that as per FMP manual the e-tenders would be invited for the same at District level.

**B. IEDSS:-** Under non-recurring head, UT has not proposed any funds.

### C. ICT

**Proposal:-** Under Non recurring UT has proposed 58 No. of schools for implementation of ICT @ school.

**Observation:-** During discussion with UT planning team it was informed that scheme of ICT shall be adopted on outright purchase model. Computers shall be procured at DGS&D rates or call open tenders from suitable agencies having experience/expertise in after sales services. The norms of FMP manual shall be strictly followed.

**D. Vocational Education:-** Under Non recurring proposal is Nil.

### E. Girls Hostel

**Proposal:-** State has submitted proposal for construction of 01 Girls Hostel along with procurement of furniture in proposed unit.

**Observation:-** As the UT is having no EBB, hence the same has not been recommended.

# Annexures


## i. Education Indicators

District	GER (Secondary level)	NER (Secondary level)	Drop-out Rates (Secondary level)	Retention Rate (Secondary level)	Transition Rates(class VIII to IX)	Gender Parity Index (GPI)	Gender Gap	PTR Govt.	SCR Govt.
South Andaman	138.51	86.20	3.38	96.13	99.10	0.95	3.6	18	30
North & Middle Andaman	112.20	69.46	4.41	107.43	95.60	0.89	8.3	27	33
Nicobar	106.15	50.52	3.18	106.00	97.15	0.97	7.0	14	28
<b>TOTAL</b>	<b>125.91</b>	<b>76.74</b>	<b>3.84</b>	<b>95.08</b>	<b>97.79</b>	<b>0.93</b>	<b>-5.7</b>	<b>20</b>	<b>31</b>

Source: Census of India 2011 & State Model Table 2013-14

## ii. School infrastructure

अण्डमान तथा निकोबार प्रशासन  
ANDAMAN AND NICOBAR ADMINISTRATION  
सचिवालय/SECRETARIAT



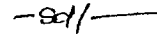
Port Blair, the dated 30 April, 2012

ORDER NO. 1537

The Competent Authority Andaman and Nicobar Administration is pleased to approve/ notify the following rates related to construction activities like Primary School Building, Classroom of Standard Size, Class of small size, Toilet and Ramp for SSA Civil Grant from the Govt. of India for the financial year 2012-13.

SL	Areas in A & N Islands	PS Bldg. (138.38sqm)	Classroom (138.38sqm)	Classroom (69.19sqm)	Toilet (12sqm)	Ramp
1	Port Blair	3095238.00	1556006.00	794668.00	415800.81	57896.35
2	Wimberly Gunj	3384851.00	1701598.00	869022.00	444783.34	63313.55
3	Niel/Havelock/Strait island	4597605.00	2311261.00	1180383.00	566147.69	85998.08
4	Rangat	41450585.00	2083775.00	1064204.00	520862.49	77533.71
5	Mayabunder	4181287.00	2101973.00	1073498.00	524485.30	78210.86
6	Diglipur	4235589.00	2129272.00	1087440.00	529919.53	78210.86
7	Little Andaman	5448343.00	2738935.00	1398801.00	651283.88	79226.58
8	Car Nicobar	5683654.00	2857228.00	1459214.00	674832.19	101911.12
9	Teresa/Chowra	6371485.00	3203007.00	1635807.00	924806.52	119178.45
10	Katchal	6353384.00	3193908.00	1631160.00	741854.29	118839.87
11	Kamorta	5756057.00	2893626.00	1477803.00	682077.82	107666.89
12	Campbell Bay	5774157.00	2902725.00	1482450.00	683889.23	108005.47

The above mentioned rates are based on DPAR 2007 and DSR 2007 with applicable cost index as prevailing in Andaman and Nicobar Islands. The rates have been finalized with the approval of the Commissioner and Secretary (Edn), A & N Administration & Chief Engineer (Andaman PWD). The Chief Secretary A & N Administration being the Chairman of the Sarva Shiksha Abhiyan UT Mission has also approved the unit cost.

  
(Arti Pandey)  
Assistant Secretary (Edn)  
(16-1(1)/2012-2013/Dev- III)

**Office order :**

**Copy to:-**

1. The Joint Secretary (EE), Govt. of India, Ministry of Human Resource Development, Department of school Education & literacy, New Delhi-110001.
2. The Consultant, Technical Support Group, Sarva Shiksha Abhiyan, Civil Works Unit, Ed. CIL TSG, 10 B, I.P. Estate, New Delhi-2.
3. The Chief Engineer, APWD, Port Blair.
4. PS to Chief Secretary/Chairman (EC), A&N Administration, Port Blair.
5. PS to Commissioner and Secretary (Edn), A&N Administration, Port Blair.
6. The State Project Director (SSA), A&N Administration, Port Blair with one spare copy.

  
Assistant Secretary (Edn)  
20.04.12

अण्डमान तथा निकोबार प्रशासन  
ANDAMAN AND NICOBAR ADMINISTRATION  
सचिवालय/SECRETARIAT

Port Blair, the dated 3<sup>rd</sup> May, 2012.

**CORRIGENDUM**

The Areas in A&N Islands mentioned at Classroom of Standard Size, Classroom of small size, for SSA Civil Grant from the Govt. of India for the financial year 2012-13 of this Administration's Order No.1537 dated 30.04.2012 may be corrected and read as Classroom Standard Size is 69.19sqm and Classroom of small size is 34.59 sqm instead of 138.38 sqm and 69.19 sqm.

— Se// —

(Arfi Pandey)  
Assistant Secretary (Edn)  
(16-1(1)/2012-2013/Dev- III)

**Office order :**

**Copy to:-**

1. The Joint Secretary (EE), Govt. of India, Ministry of Human Resource Development, Department of school Education & literacy, New Delhi-110001.
2. The Consultant, Technical Support Group, Sarva Shiksha Abhiyan, Civil Works Unit, Ed. CIL TSG, 10 B, I.P Estate, New Delhi-2.
3. The Chief Engineer, APWD, Port Blair.
4. PS to Chief Secretary/Chairman (EC), A&N Administration, Port Blair.
5. PS to Commissioner and Secretary (Edn), A&N Administration, Port Blair.
6. The State Project Director (SSA), A&N Administration, Port Blair with one spare copy.

*Arfi Pandey*  
03.05.12  
Assistant Secretary (Edn)



# *Model Tables*

**Model Table--2013-14**

<b>Table No</b>	<b>Table Heading</b>
1	Basic Administrative Units
2	Staffing status at SPO and DPO under RMSA
3	Status of unserved Habitation under School Mapping
4	Status of Previous years sanctioned School under RMSA
5	Schooling Structure ( Total School )
6	Number of Schools having classes IX-X by Funding
7	Schools by Category
8	Schools already Supported under RMSA
9	Teachers Sanctioned and Vacancy in Schools having classes IX-X
10	State Level Proposal for Trainings during the Financial Year 2013-14
11	Pupil Assessment Systems in States
12	Population 14-15 age group District Wise
13	Total Enrollment Status in schools having Classes IX to X
14	Gross Enrolment Ratio Secondary level (District level)
15	Retention Rate ( Secondary Level)
16	Dropout Rate Secondary level 2011-12
17	Financial Statement for the year 2012-13
18	Secondary Education expenditure excluding RMSA expenditure since 2007-08
19	Special Focus District
20	Information in respect of School Management and Development Committee as on 31st March 2013
21	ICT Summary
22	ICT Scheme (School ICT Infrastructure)
23	ICT Scheme(School Wise Progress)
24	Recruitment Status of Teaching Staff
25	ICT-Recruitment Status of Teaching Staff
26	IEDSS-Recruitment Status of Teaching Staff
27	Vocational Education: Recruitment Status of Teaching Staff
28	Strengthening of Existing Vocational Schools
29	Recruitment Status of Non-Teaching Staff--2012-13
30	IEDSS- Recruitment Status of Non-Teaching Staff--2012-13
31	Girls Hostel- Recruitment Status of Non-Teaching Staff--2012-13
32	Vocational Education:Appointment of Lab Assistant, Accountant cum clerk, Helper & Security personnel
33	Training/Professional Development Status
34	ICT-Training/Professional DevelopmentStatus
35	IEDSS-Training/Professional DevelopmentStatus
36	Vocational Education: Training/Professional DevelopmentStatus
37	Quality Interventions under RMSA (1)--2012-13
38	Quality Interventions under RMSA(2)--2012-13
39	Guidance and Counselling--2012-13
40	Annual Work Plan and Budget 2013-14
41	Status of Identification and Enrollement of Disabled Children (Disability Wise)
42	Status of social category-wise Identification and Enrollement of Disabled Children
43	Status of Facilities, allowances and stipend provided to Disable Children
44	Status of Girls Hostel
45	Status of Infrastructure provided to Disable children
46	Annual Work Plan and Budget 2013-14
47	Vocational Educational Scheme (School Wise Progress)
48	Rashtriya Madhyamik Shiksha Abhiyan
49	Proposal for establishing of new vocational schools
50	Proposal for strengthening of existing vocational schools
51	State Level Compiled Sheet for progress over-view and proposal regarding RMSA year

State: Table: 1.Basic Information

## Basic Administrative Units

S. No.	U Dise code	Name of District	No. of Educational Block	No. of CD Blocks	Municipal Corporation/ Urban blocks	No. of revenue Villages /Wards	No. of Panchayats	No. of Habitations	No. of SMDC formed	No. of members in each SMDC
1	3501	South Andaman	3	3	18	99	29	282	37	13
2	3503	North & Middle Andaman	3	3	0	98	37	292	34	13
3	3502	Nicobar	3	3	0	7	3	65	15	13
		<b>TOTAL</b>	<b>9</b>	<b>9</b>	<b>18</b>	<b>204</b>	<b>69</b>	<b>639</b>	<b>86</b>	<b>39</b>

UDISE &amp; Census

## Staffing Status at SPO and DPO under RMSA

S.No.	Levels	Staff sanctioned	Staff filled	Vacant
<b>A</b>	<b>Detail structure of ma</b>	0	0	0
1				
2				
...				
	<b>Name of the post in Technical Support Group (If TSG constituted)</b>	0	0	0
1				
2				
...				
<b>B</b>	<b>Detail structure of ma</b>	0	0	0
1				
2				
...				
	<b>Name of the post in Technical Support Group (If TSG constituted)</b>	0	0	0
1				
2				
...				
<b>C</b>	<b>Common Administrative structure of manpower at <u>School</u> level excluding teachers :-</b>	0	0	0
1				
2				
...				
<b>Total</b>		0	0	0

S.No.	Levels	Staff sanctioned	Staff filled	Vacant
<b>A RMSA</b>				
<b>I</b>	<b>Detail structure of ma</b>	0	0	0
1				
2				
...				

State: Table: 2.STAFFING

	<b>Name of the post in Technical Support Group (If TSG constituted)</b>	0	0	0
1				
2				
...				
<b>II</b>	<b>Detail structure of ma</b>	0	0	0
1				
2				
...				
	<b>Name of the post in Technical Support Group (If TSG constituted)</b>	0	0	0
1				
2				
...				
<b>III</b>	<b>Common Administrative structure of manpower at <u>School level</u> excluding teachers :-</b>	0	0	0
1				
2				
...				
<b>Total</b>		0	0	0
<b>B. C.T</b>				
<b>I</b>	<b>Detail structure of ma</b>	0	0	0
1				
2				
...				
	<b>Name of the post in Technical Support Group (If TSG constituted)</b>	0	0	0
1				
2				
...				
<b>II</b>	<b>Detail structure of ma</b>	0	0	0
1				
2				

State: Table: 2.STAFFING

...				
	Name of the post in Technical Support Group (If TSG constituted)	0	0	0
1				
2				
...				
III	Common Administrative structure of manpower at <u>School level</u> excluding teachers :-	0	0	0
1				
2				
...				
<b>Total</b>		0	0	0
<b>⑥ EDSS</b>				
I	Detail structure of ma	0	0	0
1				
2				
...				
	Name of the post in Technical Support Group (If TSG constituted)	0	0	0
1				
2				
...				
II	Detail structure of ma	0	0	0
1				
2				
...				
	Name of the post in Technical Support Group (If TSG constituted)	0	0	0
1				
2				
...				

State: Table: 2.STAFFING

III	Common Administrative structure of manpower at <u>School level</u> excluding teachers :-	0	0	0
1				
2				
...				
<b>Total</b>		<b>0</b>	<b>0</b>	<b>0</b>
<b>D. GIRLS HOSTEL</b>				
I	Detail structure of ma	0	0	0
1				
2				
...				
	Name of the post in Technical Support Group (If TSG constituted)	0	0	0
1				
2				
...				
II	Detail structure of ma	0	0	0
1				
2				
...				
	Name of the post in Technical Support Group (If TSG constituted)	0	0	0
1				
2				
...				
III	Common Administrative structure of manpower at <u>School level</u> excluding teachers :-	0	0	0
1				
2				
...				
<b>Total</b>		<b>0</b>	<b>0</b>	<b>0</b>
<b>E. Vocational Education</b>				

State: Table: 2.STAFFING

<b>I</b>	<b>Detail structure of ma</b>	<b>0</b>	<b>0</b>	<b>0</b>
1				
2				
...				
	<b>Name of the post in Technical Support Group (If TSG constituted)</b>	<b>0</b>	<b>0</b>	<b>0</b>
1				
2				
...				
<b>II</b>	<b>Detail structure of ma</b>	<b>0</b>	<b>0</b>	<b>0</b>
1				
2				
...				
	<b>Name of the post in Technical Support Group (If TSG constituted)</b>	<b>0</b>	<b>0</b>	<b>0</b>
1				
2				
...				
<b>III</b>	<b>Common Administrative structure of manpower at <u>School</u> level excluding teachers :-</b>	<b>0</b>	<b>0</b>	<b>0</b>
1				
2				
...				
<b>Total</b>		<b>0</b>	<b>0</b>	<b>0</b>



## Status of unserved Habitation under School Mapping (Only Department of Education)

S. No.	Name of District	Method of School Mapping Exercise (GIP Mapping/Manual Mapping)	Whether Distance Matrix Exercise has been conducted (Yes/No)	No. of Habitations	No. of Habitations covered by Sec School in 5 Km areas	No. of Habitations without Sec School in 5 Km radius	No. of unserved Habitations eligible for sec school as per State Norms	No. of unserved Habitations not eligible for sec school as per State Norms	Remarks
1	South Andaman	Manual Mapping	Yes	282	37	245	0	245	
2	North & Middle Andaman	Manual Mapping	Yes	292	34	258	0	258	
3	Nicobar	Manual Mapping	Yes	65	15	50	0	50	
	<b>Total</b>			<b>639</b>	<b>86</b>	<b>553</b>	<b>0</b>	<b>553</b>	

source: UDISE 2012-13

## Status of unserved Habitation under School Mapping (All Management)

S. No.	Name of District	Method of School Mapping Exercise (GIP Mapping/Manual Mapping)	Whether Distance Matrix Exercise has been conducted	No. of Habitations	No. of Habitations	No. of Habitations	No. of unserved	No. of unserved	Remarks
1	South Andaman	Manual Mapping	Yes	282	53	229	0	229	
2	North & Middle Andaman	Manual Mapping	Yes	292	37	255	0	255	
3	Nicobar	Manual Mapping	Yes	65	16	49	0	49	
	<b>Total</b>			<b>639</b>	<b>106</b>	<b>533</b>	<b>0</b>	<b>533</b>	

source: UDISE 2012-13

## Status of Previous years sanctioned Schools under RMSA

S.no.	U DISE CODE	District	No. of new schools sanctioned under RMSA											
			2009-10			2010-11			2011-12			Total		
			1 sec	2 sec	Total	1 sec	2 sec	Total	1 sec	2 sec	Total	1 sec	2 sec	Total
1	3501	South Andaman	0	0	0	0	0	0	0	0	0	0	0	0
2	3503	N&M	0	0	0	0	0	0	0	0	0	0	0	0
3	3502	Nicobar	0	0	0	0	0	0	0	0	0	0	0	0
<b>Total</b>														0

soruice: UDISE 2012-13



## Schooling Structure ( Total schools) (All Management)

S. No.	U DISE CODE	Name of District	No. of Schools with classes I to X	No. of Schools with classes I to XII	No. of Schools with classes VI to X	No. of Schools with classes VI to XII	No. of Schools with classes VII to X	No. of Schools with classes VII to XII	No. of Schools with classes VIII to X	No. of Schools with classes VIII to XII	No. of Schools with classes IX to X	No. of Schools with classes IX to XII	No. of Schools with classes XI to XII
1	3501	South Andaman	18	27	2	3	0	0	0	0	0	3	0
2	3503	North & Middle Andaman	20	8	1	7	0	0	0	0	0	1	0
3	3502	Nicobar	7	3	1	5	0	0	0	0	0	0	0
		<b>TOTAL</b>	<b>45</b>	<b>38</b>	<b>4</b>	<b>15</b>	<b>0</b>	<b>0</b>	<b>0</b>	<b>0</b>	<b>0</b>	<b>4</b>	<b>0</b>

SOURCE UDISE 2012-13

## Number of Schools having classes IX-X by Funding

S. No.	U DISE CODE	District	Total No. of Secondary Schools	State Govt Secondary Schools	Local Body	Central Govt Sec school or PSUs (KVS/NVS etc.)	Pvt. Aided (Contributes to the major share of the school's budget)	Pvt. Unaided
1	3501	South Andaman	53	37	2	2	2	10
2	3503	North & Middle Andaman	37	34	1	1	0	1
3	3502	Nicobar	16	15	0	1	0	0
<b>Total</b>			<b>106</b>	<b>86</b>	<b>3</b>	<b>4</b>	<b>2</b>	<b>11</b>

SOURCE:

## Schools by Category (All Management)

S. No.	U DISE CODE	District	Secondary School	Hr. Sec. School	Intermediate/ Junior College	Degree College with +2 level	Post-Graduate college with +2 and +3	Others
1	3501	South Andaman	20	33	0	0	0	0
2	3503	North & Middle Andaman	21	16	0	0	0	0
3	3502	Nicobar	8	8	0	0	0	0
Total			49	57	0	0	0	0

SOURCE:

## Schools already Supported under RMSA (Only Department of Education)

S. No.	U DISE CODE	Distrcit	No. of Governm ent SSs	No. of Schools with 2	Schools with 1 Section	Schools supported for strengthening under RMSA				Balance Schools
						2009-10	2010-11	2011-12	2012-13	
1	3501	South Andaman	34	34	0	37	37	37	37	0
2	3503	North & Middle Andaman	31	31	0	32	32	33	34	0
3	3502	Nicobar	14	14	0	14	14	14	15	0
Total			79	79	0	83	83	84	86	0

SOURCE:

## Teachers Sanctioned and Vacancy in Schools having classes IX-X

S. No.	U DISE CODE	District	Govt schools				Govt Aided schools			
			No. of Government Sec Schools	No. of Secondary School Teachers			No. of Govt. Aided Schools	No. of Govt Aided schools Teachers		
				Sanctioned post	In position	Vacant		Sanctioned post	In position	Vacant
1	3501	South Andaman	37	341	341	0	2	29	29	0
2	3503	North & Middle Andaman	34	309	309	0	0	0	0	0
3	3502	Nicobar	15	100	100	0	0	0	0	0
<b>Total</b>			<b>86</b>	<b>750</b>	<b>750</b>	<b>0</b>	<b>2</b>	<b>29</b>	<b>29</b>	<b>0</b>

Note: Pls refer Letter from MHRD, having DO No.1-42/2011-sch-1, dated 15th May regarding Sanction post of teachers

SOURCE: UDISE 2012-13





Table:10

														No. of Proposed Teachers for In-service Training	Name of the Institutes for In-service Training	No. of Proposed Teachers for Induction Training	Name of the Institutes for Induction Training	Headmaster/Principal's			
Social Studies				English	Hindi	Sanskrit	Regional	Physical	Dance	Music	Art &	Yoga	Any other					Name/Type	No. of	No. of	No. of
Geography	Economics	History	Political Science																		
30	30	30	30	30	30	0	40	20	0	0	10	0	0	0	SIE	0	0	37	37	37	
28	28	28	28	28	28	0	15	10	0	0	4	0	0	0	0	0	0			34	34
8	8	8	8	8	8	0	15	10	0	0	5	0	0	0	0	0	0	15	15	15	
66	66	66	66	66	66	0	70	40	0	0	19	0	0	0	0	0	0	86	86	86	

### Pupil Assessment Systems in States

Stage	No. of tests in a Year	Whether marking or grading system	Board exam.at which class	Frequency of sharing report cards with parents	No. of schools where Comprehensive and Continous Evaluation is bieng followed at the secondary stage	curriculum followed	Text book as per the requirme nt of the state	Text Book adatped form NCERT (Yes or No)
Class X	3	Grading	Class X	Halfyearly	86	CBSE	NCERT	Yes
Class XII	3	Marks	Class XII	Halfyearly	86	CBSE	NCERT	Yes

SOURCE:

## Population 14-15 age group District Wise

S.No	U DISE CODE	District	Population									Enrollment								
			All Community			SC			ST			All Community			SC			ST		
			Boys	Girls	Total	Boys	Girls	Total	Boys	Girls	Total	Boys	Girls	Total	Boys	Girls	Total	Boys	Girls	Total
1	3501	South An	2986	2897	5883	0	0	0	53	73	126	4270	3945	8215	0	0	0	101	102	203
2	3503	North & n	1923	1798	3721	0	0	0	9	11	20	2411	2028	4439	0	0	0	443	365	808
3	3502	Nicobar	532	483	1015	0	0	0	417	395	812	590	515	1105	0	0	0	16	21	37
		Total	5441	5178	10619	0	0	0	479	479	958	7271	6488	13759	0	0	0	560	488	1048

Source:

## Total Enrollment Status in schools having Classes IX to X

S. No.	U DISE CODE	District	Govt. Secondary Schools																	
			All Community						SC						ST					
			Enrolment Class IX			Enrolment Class X			Enrolment Class IX			Enrolment Class X			Enrolment Class IX			Enrolment Class X		
			B	G	T	B	G	T	B	G	T	B	G	T	B	G	T	B	G	T
1	3501	South Andaman	1538	1470	3008	1550	1413	2963	0	0	0	0	0	0	46	38	84	32	32	64
2	3503	North & Middle Andaman	1152	963	2115	1145	980	2125	0	0	0	0	0	0	8	12	20	5	7	12
3	3502	Nicobar	275	255	530	290	236	526	0	0	0	0	0	0	209	185	394	217	173	390
Total			2965	2688	5653	2985	2629	5614	0	0	0	0	0	0	263	235	498	254	212	466

SOURCE:

Govt. Aided Secondary Schools																	
All Community						SC						ST					
Enrolment Class IX			Enrolment Class X			Enrolment Class IX			Enrolment Class X			Enrolment Class IX			Enrolment Class X		
B	G	T	B	G	T	B	G	T	B	G	T	B	G	T	B	G	T
129	112	241	122	107	229	0	0	0	0	0	0	0	1	1	2	0	2
0	0	0	0	0	0	0	0	0	0	0	0	0	0	0	0	0	0
0	0	0	0	0	0	0	0	0	0	0	0	0	0	0	0	0	0
129	112	241	122	107	229	0	0	0	0	0	0	0	1	1	2	0	2

## Gross Enrolment Ratio Secondary level (District level)

S. No.	U DISE CODE	District	GER									NER								
			All community			SC			ST			All community			SC			ST		
			B	G	T	B	G	T	B	G	T	B	G	T	B	G	T	B	G	T
1	3501	South Andaman	143.87	136.175	140.068	0	0	0	190.57	139.73	161.11	86.119	88.264	87.178	0	0	0	96.23	83.56	88.89
2	3503	North & Middle Andaman	125.38	112.792	119.296	0	0	0	177.78	190.91	185	75.195	72.414	73.851	0	0	0	88.89	127.27	110.00
3	3502	Nicobar	110.9	106.625	108.867	0	0	0	106.24	92.41	99.51	49.06	54.865	51.823	0	0	0	38.85	42.28	40.52
Total			134.08	125.299	129.79	0	0	0	190.57	139.73	161.11	78.61	79.645	79.115	0	0	0	46.14	50.52	48.33

SOURCE:

TRANSITION RATE FROM CLASS VIII TO IX									TRANSITION RATE CLASS IX TO X									GPI
All community			SC			ST			All community			SC			ST			
B	G	T	B	G	T	B	G	T	B	G	T	B	G	T	B	G	T	
99.35	98.83	99.10	0	0	0	100.00	118.00	108.49	94.97	95.66	95.29	0	0	0	79.25	93.33	85.71	0.92
97.84	93.04	95.60	0	0	0	128.57	100.00	110.00	94.17	93.08	93.66	0	0	0	87.50	114.29	100.00	0.84
97.59	96.67	97.15	0	0	0	99.07	97.38	98.28	95.91	98.44	97.04	0	0	0	94.24	98.34	95.99	0.87
98.70	96.80	97.79	0	0	0	100.00	101.57	100.75	94.78	95.03	94.90	0	0	0	91.45	97.85	94.23	0.89



## Retention Rate ( Secondary Level)

S.	U DISE	District	2008-09			2009-10			2010-11			2011-12			2012-13		
			B	G	T	B	G	T	B	G	T	B	G	T	B	G	T
1	3501	South Andaman	NA	NA	NA	NA	NA	NA	95.46	92.67	94.11	94.89	94.47	94.69	95.56	96.78	96.13
2	3503	North & Middle Andaman	NA	NA	NA	NA	NA	NA	92.65	89.73	91.30	95.23	93.10	94.23	108.00	106.75	107.43
3	3512	Nicobar	NA	NA	NA	NA	NA	NA	92.41	94.62	93.42	83.33	89.00	86.00	115.00	96.00	106.00
Total			NA	NA	NA	NA	NA	NA	94.37	91.96	93.23	94.35	93.63	94.01	95.07	95.09	95.08

SOURCE:

NA - Not Available

## Dropout Rate Secondary level 2011-12

S.No.	U DISE CODE	District	2011-12												2012-13											
			All			SC			ST			Muslim			All			SC			ST			Muslim		
			B	G	T	B	G	T	B	G	T	B	G	T	B	G	T	B	G	T	B	G	T	B	G	T
1	3501	South Andaman	2.95	4.50	3.70	0.00	0.00	0.00	0.00	7.41	2.50	12.26	0.00	4.06	3.04	4.01	3.51	0.00	0.00	0.00	13.73	0.00	2.56	0	3.03	0
2	3503	North & Middle Andaman	2.71	6.58	4.50	0.00	0.00	0.00	0.00	0.00	0.00	4.88	7.50	6.17	2.35	7.38	4.68	0.00	0.00	0.00	0.00	0.00	0.00	0	0	0
	3502	Nicobar	11.69	9.14	10.49	0.00	0.00	0.00	12.35	8.49	10.53	0.00	0.00	0.00	6.78	-0.81	3.28	0.00	0.00	0.00	8.41	3.29	6.09	0	50	0
		Total	3.35	5.49	4.48	0.00	0.00	0.00	8.59	7.46	8.04	10.48	0.00	3.42	2.95	4.83	3.84	0.00	0.00	0.00	9.01	0.00	4.20	0	2.34	0

SOURCE:

## Financial Statement for the year 2012-13

Expenditure Head		Opening Balance as on 1st April	GOI releases till 31st March	State releases till 31st March	Other Receipt	Interest	Total available fund	Expenditure till 31st March	Unspent Balance as on 31st March	AWP&B	% Exp to available fund	% Exp to AWP&B	Shortfall in State Share
Preparatory Activities													
Financial Year 2009-10	Recurring	0.00	0.00	0.00	0.00	0.00	0.00	0.00	0.00	0.00	0.00	0.00	0.00
	Non Recurring	0.00	0.00	0.00	0.00	0.00	0.00	0.00	0.00	0.00	0.00	0.00	0.00
	Sub Total	0.00	0.00	0.00	0.00	0.00	0.00	0.00	0.00	0.00	0.00	0.00	0.00
Financial Year 2010-11	Recurring	0.00	47.05	23.99	0.00	0.00	71.04	31.50	39.54	95.97	44.34	32.82	8.31
	Non Recurring	0.00	0.00	0.00	0.00	0.00	0.90	0.00	0.00	0.00	0.00	0.00	0.00
	Sub Total	0.00	47.05	23.99	0.00	0.00	71.04	31.50	39.54	95.97	44.34	32.82	8.31
Financial Year 2011-12	Recurring	39.54	105.21	30.37	0.00	1.73	176.85	103.78	73.07	203.66	58.68	50.96	-4.70
	Non Recurring	0.00	0.00	0.00	0.00	0.00	0.00	0.00	0.00	0.00	0.00	0.00	0.00
	Sub Total	39.54	105.21	30.37	0.00	1.73	176.85	103.78	73.07	203.66	58.68	50.96	-4.70
Total	Recurring	73.07	67.13	0.00	0.00	0.62	140.82	69.18	71.64	163.86	49.12	42.22	-22.38
	Non Recurring	0.00	0.00	0.00	0.00	0.00	0.00	0.00	0.00	0.00	0.00	0.00	0.00
	Sub Total	73.07	67.13	0.00	0.00	0.62	140.82	69.18	71.64	163.86	49.12	42.22	-22.38

SOURCE:

**Secondary Education expenditure excluding RMSA expenditure since 2007-08**

Rs. In lakhs

Year	Plan Provision	Non Plan Provision	Total Provision	Plan Expenditure	Non-Expenditure	Total
2007-08	152688	382369	535057	141408	373854	515262
2008-09	221617	572891	794508	204714	550274	754988
2009-10	298220	719237	1017457	3028820	709515	3738335
2010-11	323768	658686	982454	314353	652539	966892
2011-12	450258	710353	1160611	426884	700610	1127494
2012-13	NA	NA	NA	NA	NA	NA

SOURCE:

NA - Not Available

## SPECIAL FOCUS DISTRICT

State :

S.No.	U DISE CODE	Name of the district	Specify category in which the district falls ( 1 if yes)				Physical Items Approved(2011-12)						Financial Outlay		Total Fresh financial outlay of RMSA		
							New School	Civil Works (Fresh)		Teachers		No. of Children covered under Open schooling System	Quality interventions	Equity intervention			
								New Sec. Schools	Strengthening	New Teachers for new schools	Addl. Tech. against excess enrolment						
SC	ST	Minority	Naxalite														
1	3501	South Andaman	0	0	0	0	0	0	0	0	0	0	0	0	0		
2	3503	North & Middle Andaman	0	0	0	0	0	0	0	0	0	0	0	0	0		
3	3502	Nicobar	0	0	0	0	0	0	0	0	0	0	0	0	0		
Total No.of Categorywise SFDs			0	0	0	0	0	0	0	0	0	0	0	0	0		
State's Total			0	0	0	0	0	0	0	0	0	0	0	0	0		
% w.r.t. Approvals for the whole state			0	0	0	0	0	0	0	0	0	0	0	0	0		
Categorywise Total and % against state allocation			ST Total				0	0	0	0	0	0	0	0	0	0	
			% ST allocation				0	0	0	0	0	0	0	0	0	0	0
			SC Total				0	0	0	0	0	0	0	0	0	0	0
			% SC allocation				0	0	0	0	0	0	0	0	0	0	0
			Minority Total				0	0	0	0	0	0	0	0	0	0	0
			% Mnt allocation				0	0	0	0	0	0	0	0	0	0	0
			Naxalite				0	0	0	0	0	0	0	0	0	0	0
			% Naxalite				0	0	0	0	0	0	0	0	0	0	0

SOURCE:

Information in respect of School Management and Development Committee as on 31st March 2013													
S.No.	U DISE CODE	District	No of Secondary Schools having SMDCs										Guidelines issued regarding set up of mentioned bodies (Y/N)
			No of SMDCs constituted		No of SMDCs having Bank A/c		No of Schools having Academic Committee		No of Schools having Building Committee		No of Schools having Parent Teacher Association		
			Government and Local Bodies	Government aided	Government and Local Bodies	Government aided	Government and Local Bodies	Government aided	Government and Local Bodies	Government aided	Government and Local Bodies	Government aided	
1	3501	South Andaman	38	2	38	2	27	0	22	0	35	2	Y
2	3503	North & Middle Andaman	35	0	35	0	18	0	15	0	32	0	Y
3	3502	Nicobar	15	0	15	0	9	0	4	0	13	0	Y
Total			88	2	88	2	54	0	41	0	80	2	

SOURCE:

StateTable:21

## ICT Summary

S. No.	Type of School	Nature and number of school			Schools covered under ICT			Balance		
		Govt.	Govt. aided	Total	Govt.	Govt. aided	Total	Govt.	Govt. aided	Total
1	2	3	4	5	6	7	8	9	10	11
1	Secondary school	41	0	41	27	0	27	14	0	14
2	Higher Secondary school	45	2	47	1	0	1	44	2	46
	<b>Total</b>	<b>86</b>	<b>2</b>	<b>88</b>	<b>28</b>	<b>0</b>	<b>28</b>	<b>58</b>	<b>2</b>	<b>60</b>

SOURCE:

## ICT Scheme School ICT Infrastructure

Name of State :

S. No.	District Name	Block Name	Village Name	UDISE Code	Name of School	School Category (Sec. / Hr. Sec.)	Computer Lab (Yes / No)	Lab under ICT / CAL / State	Computer Status		No. of Computer Teacher in Position
									Total No. of Computer	No. of Computer in Working Condition	
1	South Andaman			35010104301	SS DELAINIPUR	Secondary	Yes				
				35010104202	SS JUNGLIGHAT	Secondary	Yes				
				35010105101	SS SOUTH POINT	Secondary	Yes				
				35010101901	SS CALICUT	Secondary	Yes				
				35010101201	SS PROTHRAPUR	Secondary	Yes				
				35010200104	SS SHOALBAY-12	Secondary	Yes				
				35010202301	SS MANPUR	Secondary	Yes				
				35010300201	SS V K PUR	Secondary	Yes				
				35010201801	SS JIRKATANG	Secondary	Yes				
				35010201702	SS MILE TILAK	Secondary	Yes				
				35010203101	SS NAMUNAGHAR	Secondary	Yes				
				35010300506	SS HARMINDER BAY	Secondary	Yes				
2	North & Middle Andaman			35030104202	SS ADAZIG	Secondary	Yes				
				35030101201	SS CFO NALLAH	Secondary	Yes				
				35030101202	SS SIVAPURAM	Secondary	Yes				
				35030200504	SS WEBI	Secondary	Yes				
				35030301101	SS SUBHASHGRAM	Hr. Secondary	Yes				
				35030302601	SS RAM NAGAR-1	Secondary	Yes				
				35030103501	SS KAUSHALYANAGAR	Secondary	Yes				
				35030101702	SS NIMBUTALA	Secondary	Yes				
				35030103802	SS UTTARA	Secondary	Yes				
				35030100401	SS GOVINDPUR	Secondary	Yes				
				35030200606	SS KARMATANG-10	Secondary	Yes				
				35030200503	SS MOHANPUR-5	Secondary	Yes				
				35030301601	SS KERALAPURAM	Secondary	Yes				
3	Nicobar			35020200101	SS KAMORTA	Secondary	Yes				
				35020202503	SS MILDERA	Secondary	Yes				
				35020101101	SS MUS	Secondary	Yes				





## ICT Scheme School Wise Progress

Name of State : A&amp;N Islands

(Note : The Scheme was started in year 2004, Please provide the School wise sanction list according to the approval given to the state by GOI in a separate sheet)

S. No.	District Name	UDISE Code	No. of Schools having ICT@ school						Total
			Secondary			Higheir Secondary			
			Boot Model	Smart School	State	Boot Model	Smart School	State	
1	South Andaman	3501	0	0	0	0	0	0	0
2	North & Middle Andaman	3503	0	0	0	0	0	0	0
3	Nicobar	3502	0	0	0	0	0	0	0

SOURCE:

<b>Recruitment Status of Teaching Staff</b>											
<b>RMSA : Recruitment Status of Teachers in New/Upgraded &amp; Additional Teachers in Existing Secondary Schools--2012-13</b>											
Year	New/Upgraded Sec Schools under RMSA						Progress of Recruitment of Additional Teachers in Existing Secondary Schools				
	Sanctioned for New Schools			Recruitment Progress of		Vacant		Additional Teachers in Existing Secondary			Vacant post against Additional Teachers
	No. of New/Upgraded Sec Schools under RMSA	No. of Sanctioned Post of Headmasters/Principals	No. of Sanctioned Subject Teachers	Headmasters/Principals	Subject Teachers	Headmasters/Principals	Subject Teachers	Total no. of existing Secondary Schools for which additional teachers have been sanctioned	Total No. of additional Teachers sanctioned	Total Number of Teachers Recruited against the Teachers sanctioned	
2009-10	0	0	0	0	0	0	0	0	0	0	
2010-11	0	0	0	0	0	0	0	0	0	0	0
2011-12	0	0	0	0	0	0	0	0	0	0	0
2012-13	0	0	0	0	0	0	0	0	0	0	0

SOURCE:

ICT-Recruitment Status of Teaching Staff											
S. No	District	Appointment of Post Graduate teachers and Diploma/ graduate teachers (2012-13)									
		No. of Schools	No. of Schools under ICT Coverage	Sanctioned ICT Teaching Post		Recruitment Progress of Post		Vacant		Contract Teachers	
No. of Sanctioned ICT Post	No. of Sanctioned ICT Diploma/ Graduate teacher			Post Graduate teachers	Diploma/ graduate teachers	Post Graduate teachers	Diploma/ graduate teachers	Sanctioned	Progress		
1	South Andaman	37	12	0	0	0	0	0	0	0	0
2	North & Middle Andaman	34	13	0	0	0	0	0	0	0	0
3	Nicobar	15	3	0	0	0	0	0	0	0	0
4											
	<b>TOTAL</b>	<b>86</b>	<b>28</b>	<b>0</b>	<b>0</b>	<b>0</b>	<b>0</b>	<b>0</b>	<b>0</b>	<b>0</b>	<b>0</b>

SOURCE:

State:Table:26

IEDSS-Recruitment Status of Teaching Staff											
IEDSS : Appointment of Special Education Teachers and general teachers trained in special education-2012-13											
S. No	District	No. of Gov. Schools		Appointment of Special Education Teachers				General teachers trained in special education			
		Secondary schools	Higher secondary Schools	No. of Schools under IEDSS	No. of Sanctioned Special Education Teachers	No. of Special Education Teachers Recruited against the Approved	Vacant Post of Special Education Teachers	No. of Schools for which general teachers Recruited for special education	No. of general teachers sanctioned for special education	No. of general teachers Recruited in special education against the sanctioned Post	Vacant post against general teachers in special education
1	South Andaman	20	33	0	0	0	0	0	0	0	0
2	North & Middle Andaman	21	16	0	0	0	0	0	0	0	0
3	Nicobar	8	8	0	0	0	0	0	0	0	0
4											
	<b>TOTAL</b>	<b>49</b>	<b>57</b>	<b>0</b>	<b>0</b>	<b>0</b>	<b>0</b>	<b>0</b>	<b>0</b>	<b>0</b>	<b>0</b>

SOURCE:

Vocational Education: Recruitment Status of Teaching Staff											
S. No	District	Progress of Recruitment in New Vocational Schools ( 2012-13)									
		No. of Sanctioned New Vocational Schools	Sanctioned Post		Recruitment Progress of		Vacant		Guest Faculty		Duration (in months) Guest Faculty Deployed
			No. of Sanctioned Coordinator/Principal Post	No. of Sanctioned Vocational Teachers	Coordinator/Principal	Vocational Teachers	Coordinator/Principal	Vocational Teachers	No. of Vocational Courses	No. of Guest Faculty Deployed	
1	South Andaman	0	0	0	0	0	0	0	0	0	0
2	North & Middle Andaman	0	0	0	0	0	0	0	0	0	0
3	Nicobar	0	0	0	0	0	0	0	0	0	0
<b>TOTAL</b>		0	0	0	0	0	0	0	0	0	0

SOURCE:

State:Table:28

<b>Strengthening of Existing Vocational Schools</b>											
S. No	District	<b>Progress of Recruitment for Strengthening of Existing Vocational Schools (2012-13)</b>									
		Total no. of existing Vocational Schools for which additional teachers have been sanctioned	Sanctioned Post		Recruitment Progress of		Vacant		Guest Faculty		
			Total No. of additional Coordinator /Principal sanctioned	Total Number of Vocational Teachers sanctioned	Coordinator/Principal	Vocational Teachers	Coordinator/Principal	Vocational Teachers	No. of Vocational Courses	No. of Guest Faculty Deployed	Duration (in months) Guest Faculty Deployed
1	South Andaman	0	0	0	0	0	0	0	0	0	0
2	North & Middle Andaman	0	0	0	0	0	0	0	0	0	0
3	Nicobar	0	0	0	0	0	0	0	0	0	0
4											
<b>TOTAL</b>		0	0	0	0 *	0	0	0	0	0	0

SOURCE:

<b>Recruitment Status of Non-Teaching Staff--2012-13</b>							
<b>RMSA: Recruitment Status of Non-Teaching Staff in New/Upgraded Secondary Schools</b>							
<b>Year</b>	<b>No. of Sanctioned New/Upgraded Sec Schools under RMSA</b>	<b>Sanctioned Post</b>		<b>Recruitment Progress of Lab</b>		<b>Vacant</b>	
		<b>No. of Sanctioned Lab attendant</b>	<b>No. of Sanctioned Office Assistant /Dufftary</b>	<b>Lab attendant</b>	<b>Office Assistant /Dufftary</b>	<b>Lab attendant</b>	<b>Office Assistant /Dufftary</b>
<b>2009-10</b>	0	0	0	0	0	0	0
<b>2010-11</b>	0	0	0	0	0	0	0
<b>2011-12</b>	0	0	0	0	0	0	0
<b>2012-13</b>	0	0	0	0	0	0	0

SOURCE: •



State:Table:30

<b>IEDSS- Recruitment Status of Non-Teaching Staff--2012-13</b>									
<b>Appointment of Attendant in school for children with severe orthopaedics impairment at the ratio of 1:10 children &amp; Assistance of helper/Ayah for children with severely orthopaedic impairments residing</b>									
S. No	District	No. of Schools	<b>Appointment Status</b>						
			No. of Schools under IEDSS	Sanctioned Post		Recruitment Progress of		Vacant	
				No. of Sanctioned Attendant in school for children	No. of Sanctioned Assistance of helper/Ayah for children	Attendant	Assistance of helper/Ayah	Attendant	Assistance of helper/Ayah
1	South Andaman	37	37	0	0	0	0	0	0
2	North & Middle Andaman	34	34	0	0	0	0	0	0
3	Nicobar.	15	15	0	0	0	0	0	0
4	<b>TOTAL</b>	<b>86</b>	<b>86</b>	<b>0</b>	<b>0</b>	<b>0</b>	<b>0</b>	<b>0</b>	<b>0</b>

SOURCE:

Girls Hostel- Recruitment Status of Non-Teaching Staff--2012-13														
S. No	District	Appointment of Warden, Chowkidar, Head Cook&Asth. Cook,under Girls Hostel												
		No. of Girls Hostel		Sanctioned Post				Recruitment Progress				Vacant		
		Functional	Under Construction	No. of Sanctioned Warden	No. of Sanctioned Chowkidar	No. of Sanctioned Head Cook	No. of Sanctioned Astt. Cook	Warden	Chowkidar	Head Cook	Cook	Warden	Chowkidar	Head Cook
1	South Andaman	0	0	0	0	0	0	0	0	0	0	0	0	0
2	North & Middle Andaman	0	0	0	0	0	0	0	0	0	0	0	0	0
3	Nicobar	0	0	0	0	0	0	0	0	0	0	0	0	0
4														
	<b>TOTAL</b>	0	0	0	0	0	0	0	0	0	0	0	0	0

SOURCE:

Vocational Education:Appointment of Lab Assistant, Accountant cum clerk, Helper & Security personnel													
S. No	District	Lab Assistant, Accountant cum clerk, Helper & Security personnel ( 2012-13)					Recruitment Progress of Lab Assistant, Accountant cum clerk,				Vacant		
		No. of Schools/ Institutions under Vocational Education	No. of Sanctioned Lab Assistant Post	No. of Sanctioned Accountant cum clerk	No. of Sanctioned Helper	No. of Sanctioned Security personnel	Lab Assistant	Accountant cum clerk	Helper	Security personnel	Lab Assistant	Accountant cum clerk	Helper
1	South Andaman	0	0	0	0	0	0	0	0	0	0	0	0
2	North & Middle Andaman	0	0	0	0	0	0	0	0	0	0	0	0
3	Nicobar	0	0	0	0	0	0	0	0	0	0	0	0
<b>TOTAL</b>		0	0	0	0	0	0	0	0	0	0	0	0

SOURCE:

Training/Professional Development Status													
RMSA: Training/Professional Development Status--2012-13													
Training Status under RMSA													
S.No.	Name of the Subjects	In-service Training		Induction Training		Training of Key Resource Persons		Training Master Trainers		Management Training of Headmaster/Principals		In-service Training of Headmaster/Principals	
		Approved No. of Teachers for In-service Training	No. of Teachers Completed In-service Training	No. of Newly Recruited Teachers against the Approval for New/Upgraded schools and Additional Teachers for Existing Schools	No. of Teachers Completed Induction Training	Approved No. of Key Resource Persons	Training of Key Resource Persons against the Approved No.	Approved No. of Master Trainers	Training of Master Trainers against the Approved No.	Approved No. of Headmaster/Principals for Management Training	Management Training of Headmaster/Principals against the Approved No.	Approved No. of Headmaster/Principals for In-service Training	In-service Training of Headmaster/Principals against the Approved No.
1	Mathematics	0	0	0	0	0	0	0	0	0	0	0	0
2	Science	Chemistry	0	0	0	0	0	0	0	0	0	0	0
		Physics	0	0	0	0	0	0	0	0	0	0	0
		Biology	0	0	0	0	0	0	0	0	0	0	0
3	Social Studies	Geography	0	0	0	0	0	0	0	0	0	0	0
		Economics	0	0	0	0	0	0	0	0	0	0	0
		History	0	0	0	0	0	0	0	0	0	0	0
		Political Science	0	0	0	0	0	0	0	0	0	0	0
4	English	0	0	0	0	0	0	0	0	0	0	0	
5	Hindi	0	0	0	0	0	0	0	0	0	0	0	
6	Sanskrit	0	0	0	0	0	0	0	0	0	0	0	
7	Regional Language	0	0	0	0	0	0	0	0	0	0	0	
8	Physical	0	0	0	0	0	0	0	0	0	0	0	
9	Dance	0	0	0	0	0	0	0	0	0	0	0	
10	Music	0	0	0	0	0	0	0	0	0	0	0	
11	Art & Craft	0	0	0	0	0	0	0	0	0	0	0	
12	Yoga	0	0	0	0	0	0	0	0	0	0	0	
13	Any other (Specify)	0	0	0	0	0	0	0	0	0	0	0	
	<b>Total</b>	0	0	0	0	0	0	0	0	0	0	0	

SOURCE:

State:Table:34

<b>ICT-Training/Professional Development Status</b>					
<b>Training Status under ICT--2012-13</b>					
<b>S.No.</b>	<b>Name of the Subjects</b>	<b>In-service Training of ICT Teachers</b>		<b>Induction Training of ICT Teachers</b>	
		<b>Approved No. of ICT Teachers for In-service Training</b>	<b>No. of ICT Teachers Completed In-service Training</b>	<b>No. of Newly Recruited ICT Teachers against the Approved Teachers</b>	<b>No. of ICT Teachers Completed Induction Training</b>
<b>1</b>	0	0	0	0	0
<b>2</b>	0	0	0	0	0
<b>3</b>	0	0	0	0	0
<b>4</b>	0	0	0	0	0
<b>TOTAL</b>	0	0	0	0	0

SOURCE:

IEDSS-Training/Professional Development Status									
Training Status under IEDSS--2012-13									
S.No.	Name of the Subjects	In-service Training of Special teachers		In-service Training of general teachers trained in special education		Resource teachers In-services Training		Orientation of Educational Administrators. Principals/ Headmasters	
		Approved No. of Special teacher's In-service Training	No. of Special teachers Completed In-service Training	Approved No. of general teacher's In-service Training in special education	No. of general teachers Completed In-service Training	Approved No. of Resource teacher's In-services Training	No. of Resource teachers Completed In-services Training	Approved No. of Educational Administrators. Principals/ Headmaster's Training	No. of Educational Administrators. Principals/ Headmasters Training against the Approved
1	0	0	0	0	0	0	0	0	0
2	0	0	0	0	0	0	0	0	0
3	0	0	0	0	0	0	0	0	0
4	0	0	0	0	0	0	0	0	0
<b>TOTAL</b>		0	0	0	0	0	0	0	0

SOURCE:

State:Table:36

Vocational Education: Training/Professional Development Status							
Training Status under Vocational Education--2012-13							
S.No.	Name of the Courses/Subjects	In-service Training		Induction Training		Training of Resource Persons 2012-13	
		Approved No. of Teachers for In-service Training	No. of Teachers Completed In-service Training	No. of Newly Recruited Teachers against the Approved Number	No. of Teachers Completed Induction Training	Approved No. of Resource Persons	Training of Resource Persons against the Approved No.
1	0	0	0	0	0	0	0
2	0	0	0	0	0	0	0
3	0	0	0	0	0	0	0
4	0	0	0	0	0	0	0
<b>TOTAL</b>	0	0	0	0	0	0	0

SOURCE:

Quality Interventions under RMSA (1)-2012-13																	
Year	Total No. of Districts	District Level Information						School Level Information							Special teaching for learning enhancement/ Remedial		
		Total No. of Science		Total No. of Book Fair		Art/Craft Mela		Sports Equipments			Maths Kits			Science Kit		Approved no of students	Progress No. of students
		Approved	Completed	Approved	Completed	Approved	Completed	No. of Schools approved for Sports Equipments	Progress -No. of Schools Provided Sports Equipments	-No. of Kits	No. of Schools approved Maths Kits	Progress- No. of Schools approved Maths Kits	No. of Schools approved Science Kits	Progress -No. of Schools Provided Science Kits			
2009-10	3	0	0	0	0	0	0	0	0	0	0	0	0	0	0	0	0
2010-11	3	0	0	0	0	0	0	0	0	0	0	0	0	0	0	0	0
2011-12	3	0	0	3	0	0	0	17	17	0	0	0	82	0	0	0	0
2012-13	3	0	0	3	3	0	0	0	0	0	0	0	0	0	0	0	0
<b>TOTAL</b>		<b>0</b>	<b>0</b>	<b>6</b>	<b>3</b>	<b>0</b>	<b>0</b>	<b>17</b>	<b>17</b>	<b>0</b>	<b>0</b>	<b>0</b>	<b>0</b>	<b>0</b>	<b>0</b>	<b>0</b>	<b>0</b>

SOURCE:



<b>Quality Interventions under RMSA(2)--2012-13</b>									
<b>Year</b>	<b>Total No. of Districts</b>	<b>Excursion Trip/Study Tour of Teachers</b>				<b>Excursion Trip/Study Tour of Students</b>			
		<b>Within the State</b>		<b>Outside the State</b>		<b>Within the State</b>		<b>Outside the State</b>	
		<b>Approved</b>	<b>Progress</b>	<b>Approved</b>	<b>Progress</b>	<b>Approved</b>	<b>Progress</b>	<b>Approved</b>	<b>Progress</b>
<b>2009-10</b>	<b>3</b>	0	0	0	0	0	0	0	0
<b>2010-11</b>	<b>3</b>	0	0	0	0	0	0	0	0
<b>2011-12</b>	<b>3</b>	0	0	100	0	4000	0	500	200
<b>2012-13</b>	<b>3</b>	0	0	0	0	0	0	0	0
<b>TOTAL</b>		0	0	100	0	4000	0	500	200

SOURCE:

<b>Guidance and Counselling--2012-13</b>							
<b>Year</b>	<b>Total No. of Districts</b>	<b>Guidance and Counselling</b>				<b>Sensitisation programmes (2 days) for Principalsu (35-40)</b>	
		<b>State Resource Persons/Coordinator</b>		<b>Research Assistant</b>		<b>Approved Number</b>	<b>Progress</b>
		<b>Approved Number</b>	<b>Progress-Recruited Number</b>	<b>Approved Number</b>	<b>Progress-Recruited Number</b>		
2009-10	3	0	0	0	0	0	0
2010-11	3	0	0	0	0	0	0
2011-12	3	0	0	0	0	0	0
2012-13	3	0	0	0	0	0	0
<b>TOTAL</b>		0	0	0	0	0	0

SOURCE:

Annual Work Plan and Budget 2013-14							
Information regarding Community Mobilization in Annual Work Plan and Budget							
Training and Sensitization Programmes							Availability of Training Guidelines/ Modules yes/no
S.no	Activity	RMSA	ICT @ Schools	IEDSS	VE	GH	
1	No. of Trainings held for SMDC Members	1066	0	0	0	0	Yes
2	No. of Members who attended SMDC Training	1066	0	0	0	0	Yes
3	No. of Training/ Sensitization programmes for Local Community Leaders	0	0	0	0	0	-
4	No. of Members who attended the Training/ Sensitization programmes for Local Community Leaders	0	0	0	0	0	-
5	Other Trainings	0	0	0	0	0	-
6	Other Sensitization Programmes	0	0	0	0	0	-

Good Practices in Community Mobilization							People Involved in the Activities
S.no	Activity	RMSA	ICT @ Schools	IEDSS	VE	GH	
1	Mobilizing additional resources	0	0	0	0	0	0
2	Activity 2	0	0	0	0	0	0
3	Activity 3	0	0	0	0	0	0
4	Activity 4	0	0	0	0	0	0
5	Activity 5	0	0	0	0	0	0

Partnership with Local Organizations/ NGO's							Other inputs
S.no	Activity	RMSA	ICT @ Schools	IEDSS	VE	GH	
1	Name of the Organization/s	0	0	0	0	0	0
	Nature of the Organization/s	0	0	0	0	0	0
	Nature of Activities	0	0	0	0	0	0
2		0	0	0	0	0	0
	Other Activities						

Cultural Activities and other Extension Activities for Community Mobilization							Other inputs
S.no	Activity	RMSA	ICT @ Schools	IEDSS	VE	GH	
1	Activity 1	0	0	0	0	0	0
2	Activity 2	0	0	0	0	0	0
3	Activity 3	0	0	0	0	0	0
4	Activity 4	0	0	0	0	0	0
5	Activity 5	0	0	0	0	0	0

Community Mobilization at the habitation/village/urban slum level especially among							Other inputs
S.no	Activity	RMSA	ICT @ Schools	IEDSS	VE	GH	
1	Activity 1	0	0	0	0	0	0
2	Activity 2	0	0	0	0	0	0
3	Activity 3	0	0	0	0	0	0
4	Activity 4	0	0	0	0	0	0
5	Activity 5	0	0	0	0	0	0

Monitoring Activities by Community/SMDC Members							Other inputs
S.no	Activity	RMSA	ICT @ Schools	IEDSS	VE	GH	Other inputs
1	Activity 1	0	0	0	0	0	0
2	Activity 2	0	0	0	0	0	0
3	Activity 3	0	0	0	0	0	0
4	Activity 4	0	0	0	0	0	0
5	Activity 5	0	0	0	0	0	0

Parent Teacher Associations(PTA)							Other inputs
S.no	Activity	RMSA	ICT @ Schools	IEDSS	VE	GH	Other inputs
1	No of Schools having PTA	0	0	0	0	0	0
2	Nature of activities undertaken by PTA's	0	0	0	0	0	0
	Activity 1 in PTA	0	0	0	0	0	0
	Activity 2 in PTA	0	0	0	0	0	0
	Activity 3 in PTA	0	0	0	0	0	0
3	Others	0	0	0	0	0	0

Grant upto 1.00 lakh per annum out of 2.2 % Management and Monitoring cost spent							Other inputs
S.no	Activity	RMSA	ICT @ Schools	IEDSS	VE	GH	Other inputs
1	No. of districts which received the grant	0	0	0	0	0	0
2	No. of schools which received the grant	0	0	0	0	0	0
2	Nature of activities undertaken	0	0	0	0	0	0
	Activity 1	0	0	0	0	0	0
	Activity 2	0	0	0	0	0	0
	Activity 3	0	0	0	0	0	0
3	Others	0	0	0	0	0	0

Status of Identification and Enrollement of Disabled Children (Disability Wise)																																								
S. No.	District	No. of Disabled Students Identified																																						
		Blindness			Low Vision			Leprosy Cured			Hearing			Locomotor			Mental			Mental			Autism			Cerebral			Speech			Learning			Grand Total					
		B	G	T	B	G	T	B	G	T	B	G	T	B	G	T	B	G	T	B	G	T	B	G	T	B	G	T	B	G	T	B	G	T						
1	South Andaman	0	1	1	3	1	4	0	0	0	5	5	10	30	14	44	29	16	45	0	0	0	0	0	0	0	0	0	3	4	7	7	2	9	6	1	7	82	41	123
2	North & Middle Andaman	0	0	0	8	8	16	0	0	0	2	7	9	18	16	34	13	7	20	0	0	0	0	0	0	0	0	0	2	1	3	6	4	10	0	0	0	50	46	96
3	Nicobar	0	0	0	0	1	1	0	0	0	1	1	2	2	2	0	2	1	0	1	0	0	0	0	0	0	0	0	0	0	0	2	0	2	0	0	0	6	2	8
	<b>TOTAL</b>	0	1	1	11	10	21	0	0	0	8	13	21	50	30	80	43	23	66	0	0	0	0	0	0	0	0	0	5	5	10	15	6	21	6	1	7	138	89	227

SOURCE:

Status of Identification and Enrollement of Disabled Children (Disability Wise)																																			
No. of Disabled Students enrolled in schools																																			
Blindness			Low Vision			Leprosy			Hearing			Locomoter			Mental			Mental			Autism			Cerebral Palsy			Speech			Learning			Grand Total		
B	G	T	B	G	T	B	G	T	B	G	T	B	G	T	B	G	T	B	G	T	B	G	T	B	G	T	B	G	T	B	G	T	B	G	T
0	1	1	3	1	4	0	0	0	5	5	10	30	14	44	29	16	45	0	0	0	0	0	0	3	4	7	7	2	9	6	1	7	82	41	123
0	0	0	8	8	16	0	0	0	2	7	9	18	16	34	13	7	20	0	0	0	0	0	0	2	1	3	6	4	10	0	0	0	50	46	96
0	0	0	0	1	1	0	0	0	1	1	2	2	0	2	1	0	1	0	0	0	0	0	0	0	0	0	2	0	2	0	0	0	6	2	8
0	1	1	11	10	21	0	0	0	8	13	21	50	30	80	43	23	66	0	0	0	0	0	0	5	5	10	15	6	21	6	1	7	138	89	227

State:Table:42

Status of social category-wise Identification and Enrollement of Disabled Children																
S. No.	District	No. of Disabled Students Identified														
		SC			ST			Minority			Others			Grand Total		
		Boys	Girls	Total	Boys	Girls	Total	Boys	Girls	Total	Boys	Girls	Total	Boys	Girls	Total
1	South Andaman	0	0	0	0	0	0	1	0	1	81	41	122	82	41	123
2	North & Middle Andaman	0	0	0	0	0	0	0	0	0	50	46	96	50	46	96
3	Nicobar	0	0	0	6	2	8	0	0	0	0	0	0	6	2	8
<b>TOTAL</b>		<b>0</b>	<b>0</b>	<b>0</b>	<b>6</b>	<b>2</b>	<b>8</b>	<b>1</b>	<b>0</b>	<b>1</b>	<b>131</b>	<b>87</b>	<b>218</b>	<b>138</b>	<b>89</b>	<b>227</b>

SOURCE:

<b>Status of social category-wise Identification and Enrollement of Disabled Children</b>														
<b>No. of Disabled Students enrolled in schools</b>														
<b>SC</b>			<b>ST</b>			<b>Minority</b>			<b>Others</b>			<b>Grand Total</b>		
<b>Boys</b>	<b>Girls</b>	<b>Total</b>	<b>Boys</b>	<b>Girls</b>	<b>Total</b>	<b>Boys</b>	<b>Girls</b>	<b>Total</b>	<b>Boys</b>	<b>Girls</b>	<b>Total</b>	<b>Boys</b>	<b>Girls</b>	<b>Total</b>
0	0	0	0	0	0	1	0	1	81	41	122	82	41	123
0	0	0	0	0	0	0	0	0	50	46	96	50	46	96
0	0	0	6	2	8	0	0	0	0	0	0	6	2	8
0	0	0	6	2	8	1	0	1	131	87	218	138	89	227



<b>Status of Facilities, allowances and stipend provided to Disable Children</b>										
S. No.	District	No of schools in the district	No. of Disable children enrolled in secondary school		No of schools providing Transport facilities	Total Number of students provided with transport facilities		No of schools providing escort facilities	Total Number of students provided with escort facilities	
			Boys	Girls		Boys	Girls		Boys	Girls
1	South Andaman	53	82	41	0	0	0	0	0	0
2	North & Middle Andaman	37	50	46	0	0	0	0	0	0
3	Nicobar	16	6	2	0	0	0	0	0	0
<b>Total</b>		<b>106</b>	<b>138</b>	<b>89</b>	<b>0</b>	<b>0</b>	<b>0</b>	<b>0</b>	<b>0</b>	<b>0</b>

SOURCE:

### Status of Facilities, allowances and stipend provided to Disable Children

No of Schools providing stipend to disable Girls	Total Number of Girls provided with stipend	Total No of schools providing disable-friendly facilities in the hostel	Total No. of students provided with boarding and lodging charges		Total No of schools providing reader facilities	Total No. of students provided with reader facilities		Total No. of schools providing TLM to disable youth	Total No. of schools providing Books and stationeries	Total No. of schools providing Uniform to disable youth
			Boys	Girls		Boys	Girls			
0	0	0	0	0	32	3	2	0	0	0
0	0	0	0	0	21	8	8	0	0	0
0	0	0	0	0	6	1	0	0	0	0
0	0	0	0	0	59	12	10	0	0	0

State:Table:44

Status of Girls Hostel														
S.No	Name of the District	No of EBBs	NO of GH sanctioned	No of operational Girls Hostels	No. of schools having Girls Hostel			No of inmates in functional girls hostel (as on 31-03-13)						No. of seats vacant in the Hostel
					KGBV	Other Secondary schools	Total	SC	ST	OBC	Minority	BPL	Total	
1	South Andaman	0	0	0	0	0	0	0	0	0	0	0	0	0
2	North & Middle Andaman	0	0	0	0	0	0	0	0	0	0	0	0	0
3	Nicobar	0	0	0	0	0	0	0	0	0	0	0	0	0
TOTAL		0	0	0	0	0	0	0	0	0	0	0	0	0

source:

Status of Infrastructure provided to Disable children													
S. No.	District	Total No. of Secondary school	Total No. of Model Inclusive schools developed	Total No. of schools having separate toilet for Disable children	Total No. of schools having ramps with railing facilities	Total No. of schools providing assistive devices to disable children	Total No. of students provided with assistive devices		Total No. of schools providing Educational aids and appliances	Total No. of students provided with educational aids and appliances		Total No. of Blocks having block level resource rooms	Total No. of Blocks having equipments in resource rooms
							Boys	Girls		Boys	Girls		
1	South Andaman	32	14	1	8	32	N/A	N/A	32	N/A	N/A	2	2
2	North & Middle Andaman	19	4	0	4	19	N/A	N/A	19	N/A	N/A	1	1
3	Nicobar	7	4	0	3	7	N/A	N/A	7	N/A	N/A	1	1
<b>TOTAL</b>		<b>58</b>	<b>22</b>	<b>1</b>	<b>15</b>	<b>58</b>	<b>N/A</b>	<b>N/A</b>	<b>58</b>	<b>N/A</b>	<b>N/A</b>	<b>4</b>	<b>4</b>

SOURCE:

Annual Work Plan and Budget 2013-14							
Name of the state: ANDAMAN & NICOBAR ISLANDS							
Information Regarding Media Activities							
S. No	Medium	Activites	RMSA	ICT @ School	IEDSS	Girls Hostel	Vocational Education
			Activities	Activities	Activities	Activities	Activities
1	Audio/Video Activities	Video/Television	0	0	0	0	0
		Audio/Radio	0	0	0	0	0
2	Print Media	Print Materials	0	0	0	0	0
		Newspaper Advertisement	0	0	0	0	0
3	Outdoor Publicity	Hordings/ Banners	0	0	0	0	0
		Wall painting	0	0	0	0	0
4	Interpersonal Communication (IPC)	Theatre/ Story Telling/ Local Dance/Local Music	0	0	0	0	0
5	Exihibitions/ Mela	Book Fair/ Science Fair	0	0	0	0	0
6	Social Media	Facebook, twitter, LinkedIn, etc	0	0	0	0	0
	Digital Media	RMSA Website, Advertisement on webpage	0	0	0	0	0
7	Other Media Activities		0	0	0	0	0
8	Other Media Activities		0	0	0	0	0

SOURCE:

Vocational Educational Scheme  
School Wise Progress

Name of State :

*(Note : The Scheme was started in year 1988, Please provide the School wise sanction list according to the approval given to the state by GOI in a separate sheet)*

S. No.	District Name	UDISE Code	No. of Schools imparting Vocatioanal Education						
			Higheir Secondary school	ITI	POLYTECHNIC	SKILL DEVELOPMENT CENTER	OHERS	Total	
1	South Andaman	3501	0	0	0	0	0	0	0
2	North & Middle Andaman	3503	0	0	0	0	0	0	0
3	Nicobar	3502	0	0	0	0	0	0	0

SOURCE:

















## State Level Compiled Sheet for progress over-view and proposal regarding RMSA year 2012-13

Name of the State		2012-13				
Sl. No.	Name of the activity	Physical Unit Sanctioned	Unit Cost	Amount Sanctioned	No. of Unit Completed	In-progress
(A)	<b>New Schools</b>					
1	Construction of New Schools	0	0	0	0	0
(B)	<b>Strengthening of schools</b>					
1 (a)	Construction of ACR	0	0	0	0	0
1 (b)	Procurement of furniture	0	0	0	0	0
2 (a)	Construction of Sci lab	0	0	0	0	0
2 (b)	Procurement of furniture	0	0	0	0	0
2 (c)	Procurement of lab equipment	0	0	0	0	0
3 (a)	Construction of Computer room	0	0	0	0	0
3 (b)	Procurement of furniture	0	0	0	0	0
4 (a)	Construction of Library room	0	0	0	0	0
4 (b)	Procurement of furniture	0	0	0	0	0
5 (a)	Construction of Art/craft room	0	0	0	0	0
5 (b)	Procurement of furniture	0	0	0	0	0
6(a)	Construction of Toilet block	0	0	0	0	0
6(b)	Installation of Drinking water	0	0	0	0	0
<b>Subtotal of strengthening components</b>				0		
<b>Other Construction Activities</b>						
1	Construction of Residential Qtr.	0	0	0	0	0
2	Major Repair	0	0	0	0	0
3	Minor Repair	0	0	0	0	0
Note:	Separate year wise/School wise/Block wise /District wise sheet should also be attached in support of the aforesaid report					
<b>Agency of Construction:</b>						
Financial Year	Item of Construction	Total PAB Approved Amount ( Rs. In lacs)		Expenditure as on _____ ( Rs. In lacs)		
2009-10	New Schools	0		0		
	Strengthening of Schools	0		0		
	Major Repair	0		0		
	Minor Repair	0		0		
	Residential Qtr.	0		0		

Signature of the Engineer-in-charge at State-level

Name:

Designation

Mobile no.

E-mail ID

State Level-Compiled Sheet for progress over-view and proposal regarding RMSA year 2012-13  
As on dated:

Lay out	Status Of Progress								Expenditure ( in Lacs)	Remarks	2013-14			
	Foundation	Grade Beam	Plinth Level	Sill Level	Lintel level	Roof Level	Roof Casted	Finishing			Physical Unit Sanctioned	Unit Cost	Amount Sanctioned	No. of Unit Completed
0	0	0	0	0	0	0	0	0	0	0	0	0	0	
0	0	0	0	0	0	0	0	0	0	0	0	0	0	
0	0	0	0	0	0	0	0	0	0	0	0	0	0	
0	0	0	0	0	0	0	0	0	0	0	0	0	0	
0	0	0	0	0	0	0	0	0	0	0	0	0	0	
0	0	0	0	0	0	0	0	0	0	0	0	0	0	
0	0	0	0	0	0	0	0	0	0	0	0	0	0	
0	0	0	0	0	0	0	0	0	0	0	0	0	0	
0	0	0	0	0	0	0	0	0	0	0	0	0	0	
0	0	0	0	0	0	0	0	0	0	0	0	0	0	
0	0	0	0	0	0	0	0	0	0	0	0	0	0	
0	0	0	0	0	0	0	0	0	0	0	0	0	0	
0	0	0	0	0	0	0	0	0	0	0	0	0	0	
0	0	0	0	0	0	0	0	0	0	0	0	0	0	

Signature of the SPD/SMD  
Name:  
Designation:  
Mobile no.:  
E-mail ID:

