

*"Education is not the answer to the question.
Education is the means to the answer to all questions"*



Educational Statistics



2010
2011

**Commissioner &
Director of School Education**

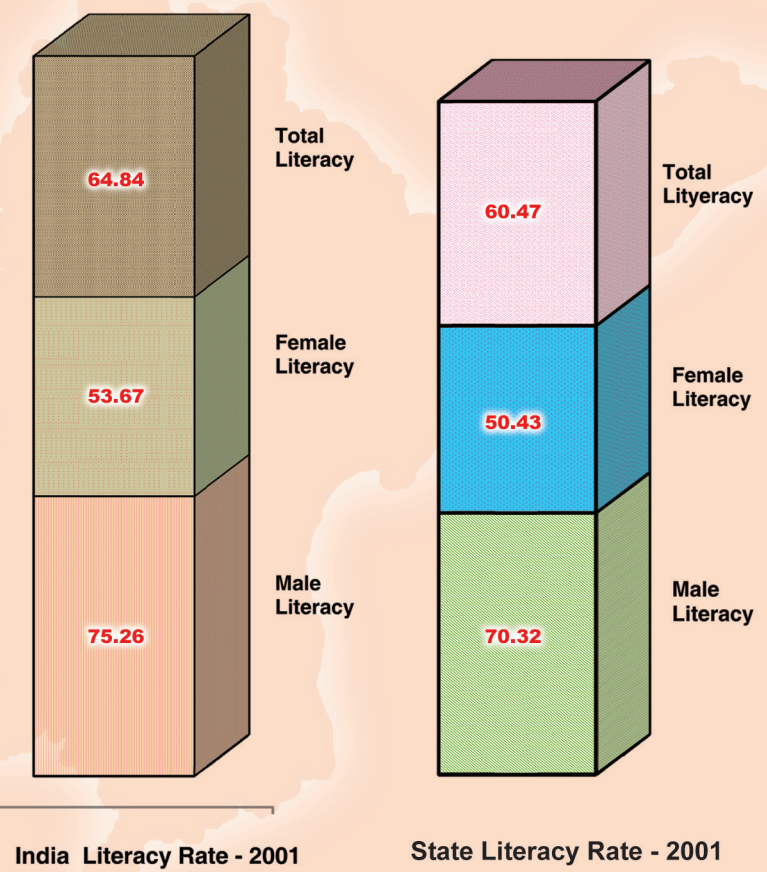
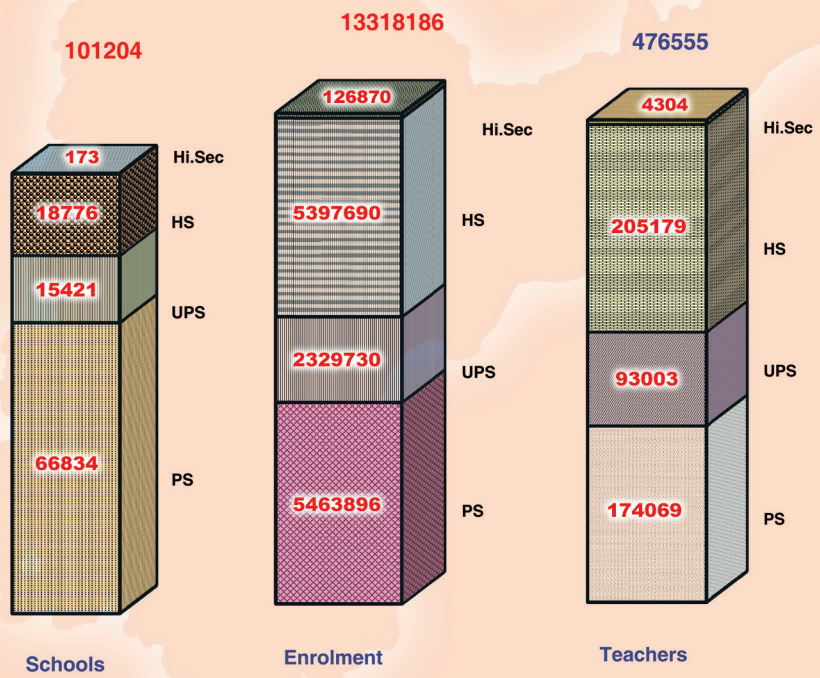
**State Project Director
RVM (SSA)**

Andhra Pradesh, Hyderabad



"Education's purpose is to replace an empty mind with an open one".

'The foundation of every state is the education of its youth'





EDUCATIONAL STATISTICS

2010 - 2011

COMMISSIONER & DIRECTOR OF SCHOOL EDUCATION

STATE PROJECT DIRECTOR RVM (SSA)

Andhra Pradesh, Hyderabad.





N. Sivasankar, I.A.S
Commissioner & Director of
School Education

PREFACE

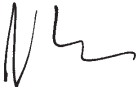
The Handbook of Educational Statistics is an annual publication of the Department of School Education and the present book contains data pertaining to the year 2010-2011 and is Tenth in series.

The Hand Book mainly contains Population Characteristics of Census-2001 such as Gender Wise Population, Rural and urban Population, National and State wise Literacy Rates. Growth Rate, Area, Sex Ratio etc. It also contains State Abstract figures as well as District wise information i.e. data pertaining to Type wise and category wise Number of Schools, Gender wise Enrolment and number of Teachers working in schools. It also includes the indicators like Gross Enrolment Ratio, Teacher-Pupil Ratio, Drop-Out Rates and SSC examination results for the academic year 2010-11.

This year the total number of schools has increased from 99563 to 101204. District wise previous years data with respect to No. of Schools, Enrolment, Teachers and indicators like Gross Enrolment Ratio, Drop Out Rates and Examination Results of SSC from 2001-02 to 2010-11 are also incorporated in this Hand Book

I hope this annual publication will be of great use to all the persons not only involved in the field of education but also for the planners and administrators. Any valuable suggestions for further improvement and enrichment of the book are solicited.

Hyderabad
Date : 07-07-2011


(**N. Sivasankar**)



Dr. Mohd. Ali Rafath, I.A.S
State Project Director
Rajiv Vidya Mission

FOREWORD

I am very happy to state that Rajiv Vidya Mission and Department of School Education have jointly brought out a booklet on Educational Statistics for the year 2010-11. This booklet contains population statistics classified into gender, rural, urban parameters etc. Literacy rates of the nation and the state, population growth rates, number of school age children, enrolment etc have also been distinctly presented. Similarly, district-wise information on number of primary, upper primary and high schools, enrolment of children, number of teachers working is also included. Educational indicators like Pupil teacher Ratio, Gross and Net Enrolment Ratio, Dropout Rates are the added attraction.

I hope this book would be of immense use to the Department of School Education, Rajiv Vidya Mission, Researchers, Educational Planners and all those concerned with education. Suggestions for future improvement of this book will be appreciated.

Hyderabad
Date : 14-07-2011

(Dr. Mohd. Ali Rafath)

CONTENTS

| S.No. | Title | Page No |
|---|--|---------|
| 1 | Andhra Pradesh at a glance | 1 |
| Population Characteristics - Census 2001 | | |
| 2 | Area, No. of Mandal, Revenue Villages, Density & Growth Rate - 2001 Census | 2 |
| 3 | District wise Total, SC and ST Population (2001 Census) | 3-4 |
| 4 | District wise Total, Rural and Urban Population and Sex Ratio (2001 Census) | 5-6 |
| 5 | Population of Scheduled Caste and Percentage of SC Population - 2001 Census | 7-8 |
| 6 | Population of Scheduled Tribe and Percentage of ST Population - 2001 Census | 9-10 |
| 7 | State wise Literacy Rates - Census 2001 | 11-12 |
| 8 | District wise Literacy Rates (2001 census) | 13-14 |
| 9 | District wise Rural & Urban Literacy Rates (2001 Census) | 15-16 |
| 10 | District Wise Growth in Literacy Rates-1991-2001 Census | 17-18 |
| 11 | Projected Age Group population (2010 -11) - ALL | 19-20 |
| 12 | Projected Age Group population (2010 -11) - SC | 21-22 |
| 13 | Projected Age Group population (2010 -11) - ST | 23-24 |
| 14 | District wise Hindu, Muslim and Christian Population (2001 Census) | 25-26 |
| Schools, Enrolment & Teachers (State abstracts) (2010 -11) | | |
| 15 | Type Wise & Management Wise Institutions | 27 |
| 16 | Type Wise & Management Wise Enrolment | 28 |
| 17 | Type Wise & Management Wise Teachers | 29 |
| 18 | Type Wise & Management wise Vidya Volunteers | 30 |
| 19 | Type Wise & Stage wise Enrolment & Type -Wise and Medium Wise No. of Institutions in Exclusive Schools | 31 |

| S.No. | Title | Page No |
|--|--|---------|
| 20 | Type -wise & Medium-wise No. of Institutions in Parallel Media Schools | 32 |
| 21 | Type-wise & Medium Wise Enrolment in Exclusive and Parallel Medium Schools | 33 |
| 22 | Type-wise & Medium Wise Teachers in Exclusive and Parallel Medium Schools | 34 |
| 23 | Class-wise S.C., S.T., B.C & ALL Enrolment | 35-36 |
| Management -Wise Schools (2010 -11) | | |
| 24 | Management Wise Number of Total Schools | 37 |
| 25 | Management Wise Number of Primary Schools | 38 |
| 26 | Management Wise Number of Upper Primary Schools | 39 |
| 27 | Management Wise Number of High Schools | 40 |
| 28 | Management Wise Number of Higher Secondary Schools | 41 |
| Management -Wise Enrolment (2010 -11) | | |
| 29 | Management-Wise Enrolment in Primary Schools | 42-43 |
| 30 | Management-Wise Enrolment in Upper Primary Schools | 44-45 |
| 31 | Management-Wise Enrolment in High Schools | 46-47 |
| 32 | Management-Wise Enrolment in Higher Secondary Schools | 48-49 |
| 33 | Management-Wise Enrolment in Total Schools | 50-51 |
| 34 | Type Wise Total Enrolment | 52-53 |
| Management - Wise Teachers (2010 -11) | | |
| 35 | Management-Wise Teachers in Primary Schools | 54-55 |
| 36 | Management-Wise Teachers in Upper Primary Schools | 56-57 |
| 37 | Management-Wise Teachers in High Schools | 58-59 |

| S.No. | Title | Page No |
|---|---|---------|
| 38 | Management-Wise Teachers in Higher Secondary Schools | 60-61 |
| 39 | Management-Wise Teachers in All Schools | 62-63 |
| 40 | Type Wise Total Teachers | 64-65 |
| Type -Wise Vidya Volunteers (2010 -11) | | |
| 41 | Management-Wise Vidya Volunteers in Primary Schools | 66-67 |
| 42 | Management-Wise Vidya Volunteers in Upper Primary Schools | 68-69 |
| 43 | Management-Wise Vidya Volunteers in High Schools | 70-71 |
| 44 | Management-Wise Vidya Volunteers in Total Schools | 72-73 |
| 45 | Type Wise Total Vidya Volunteers | 74-75 |
| Class Wise Enrolment (2010 -11) | | |
| 46 | Class-Wise Enrolment - ALL (Classes PP-V) | 76-77 |
| 47 | Class Wise Enrolment - ALL (Classes VI-XII) | 78-79 |
| 48 | Stage Wise Enrolment - ALL | 80-81 |
| 49 | Class-Wise Enrolment - B.C. (Classes PP-V) | 82-83 |
| 50 | Class Wise Enrolment - B.C. (Classes VI-XII) | 84-85 |
| 51 | Stage Wise Enrolment - B.C. | 86-87 |
| 52 | Class-Wise Enrolment - S.C. (Classes PP-V) | 88-89 |
| 53 | Class Wise Enrolment - S.C.(Classes VI-XII) | 90-91 |
| 54 | Stage Wise Enrolment - S.C. | 92-93 |
| 55 | Class-Wise Enrolment - S.T. (Classes PP-V) | 94-95 |
| 56 | Class Wise Enrolment - S.T. (Classes VI-XII) | 96-97 |
| 57 | Stage Wise Enrolment - S.T. | 98-99 |

| S.No. | Title | Page No |
|-----------------------------|--|---------|
| Indicators (2009-10) | | |
| 58 | Gross Enrolment Ratio-All (6 -10 Age Group) | 100-101 |
| 59 | Gross Enrolment Ratio-SC (6 -10 Age Group) | 102-103 |
| 60 | Gross Enrolment Ratio-ST (6 -10 Age Group) | 104-105 |
| 61 | Gross Enrolment Ratio-All (11 -12 Age Group) | 106-107 |
| 62 | Gross Enrolment Ratio- SC (11 -12 Age Group) | 108-109 |
| 63 | Gross Enrolment Ratio- ST (11 -12 Age Group) | 110-111 |
| 64 | Gross Enrolment Ratio-All (13 -15 Age Group) | 112-113 |
| 65 | Gross Enrolment Ratio- SC (13 -15 Age Group) | 114-115 |
| 66 | Gross Enrolment Ratio- ST (13 -15 Age Group) | 116-117 |
| 67 | Dropout Rates I - V -All | 118-119 |
| 68 | Dropout Rates I - V -SC | 120-121 |
| 69 | Dropout Rates I - V -ST | 122-123 |
| 70 | Dropout Rates I - VII -All | 124-125 |
| 71 | Dropout Rates I - VII -SC | 126-127 |
| 72 | Dropout Rates I - VII -ST | 128-129 |
| 73 | Dropout Rates I - X -All | 130-131 |
| 74 | Dropout Rates I - X -SC | 132-133 |
| 75 | Dropout Rates I - X -ST | 134-135 |
| 76 | Teacher-Pupil Ratio (Primary, Upper Primary, High Schools) | 136 |
| 77 | Transition Rate - 2010-11 | 137 |
| 78 | SSC Examination Results , March 2011 (Regular) | 138-139 |

| S.No. | Title | Page No |
|---|--|---------|
| Budget | | |
| 79 | Budget out lay and Expenditure 2008-09 and 2009-10 | 140 |
| 80 | Budget Estimates - 2008-09 To 2010-11 | 141 |
| Data From 2000 -2001 To 2010 -11 | | |
| 81 | Management Wise Number of Primary Schools | 142 |
| 82 | Management Wise Number of Upper Primary Schools | 143 |
| 83 | Management Wise Number of High Schools | 144 |
| 84 | Management Wise Number of Higher Secondary Schools | 145 |
| 85 | Type - Wise Number of Total Schools | 146 |
| 86 | Management Wise Schools - 2001-02 To 2010-11 (All) | 147 |
| 87 | Type - Wise Enrolment from - 2001-02 To 2010-11 (All) | 148-149 |
| 88 | Year - Wise Class Wise Enrolment - 2001-02 To 2010-11 (Boys) | 150-151 |
| 89 | Year - Wise Class Wise Enrolment - 2001-02 To 2010-11 (Girls) | 152-153 |
| 90 | Year - Wise Class Wise Enrolment - 2001-02 To 2010-11 (Total) | 154-155 |
| 91 | Stage - Wise Enrolment - 2001-02 To 2010-11 (All) | 156-157 |
| 92 | Type - Wise Teachers - 2001-02 To 2010-11 | 158-159 |
| 93 | Gross Enrolment Ratio - 2001-02 To 2010-11 (All) | 160 |
| 94 | Drop Out Ratio - 2001-02 To 2010-11 (All) | 161 |
| 95 | SSC Examination Results 2001-02 To 2010-11 (Regular) | 162 |
| 96 | Formulae for the calculation of GER, Drop Out Ratio and TP Ratio | 163 |
| 97 | Abbreviations | 164 |

ANDHRA PRADESH AT A GLANCE

| | Characteristic | Reference Year | Unit | |
|----|------------------------|----------------|--------------|--------|
| 1 | Area | 2001 Census | '000 Sq Kms. | 275 |
| 2 | Districts | " | Number | 23 |
| 3 | Revenue Mandals | " | " | 1128 |
| 4 | Gram Panchayats | " | " | 21176 |
| 5 | No.of Villages | " | " | 28,123 |
| | Inhabited | | | 26,613 |
| | Un-inhabited | | | 1,510 |
| 6 | Towns | " | " | 210 |
| 7 | Population | 2001 Census | Lakhs | 762.10 |
| 8 | Males | " | " | 385.27 |
| 9 | Females | " | " | 376.83 |
| 10 | Females per 1000 males | " | Number | 978 |
| 11 | Rural Population | " | Lakhs | 554.01 |
| 12 | Urban Population | " | " | 208.09 |
| 13 | S.C. Population | " | " | 123.39 |
| 14 | S.T. Population | " | " | 50.24 |
| 15 | Density of Population | " | Per Sq Km. | 277 |
| 16 | Growth Rate | 1991-2001 | % | 13.86 |
| 17 | Literacy Rate | 2001 Census | " | 60.47 |
| 18 | Male Literacy Rate | " | " | 70.32 |
| 19 | Female Literacy Rate | " | " | 50.43 |

Three new revenue mandals namely Rowthulapudi mandal in East Godavari District, Elgaid mandal in Karimnagar district and Thoguta in Medak district were formed after 2001 Census.

DISTRICT- WISE AREA, NO. OF MANDALS, REVENUE VILLAGES, DENSITY AND GROWTH RATE - 2001 CENSUS

| Sl. No. | District | Area (in '000 Sq. Km) | No. of Mandals | No. of Villages | Density | Growth rate (1991-2001) |
|-----------------------|---------------|-----------------------|----------------|-----------------|------------|-------------------------|
| 1 | Srikakulam | 5.80 | 38 | 1814 | 436 | 8.93 |
| 2 | Vizianagaram | 6.50 | 34 | 1524 | 345 | 6.36 |
| 3 | Visakhapatnam | 11.20 | 43 | 3294 | 338 | 15.36 |
| 4 | East Godavari | 10.80 | 60 | 1379 | 451 | 7.3 |
| 5 | West Godavari | 7.70 | 46 | 883 | 493 | 7.92 |
| 6 | Krishna | 8.70 | 50 | 986 | 485 | 14.05 |
| 7 | Guntur | 11.40 | 57 | 717 | 386 | 7.27 |
| 8 | Prakasam | 17.60 | 56 | 1083 | 174 | 10.72 |
| 9 | Nellore | 13.10 | 46 | 1192 | 203 | 11.18 |
| 10 | Chittoor | 15.20 | 66 | 1518 | 246 | 14.54 |
| 11 | Kadapa | 15.40 | 51 | 954 | 167 | 13.48 |
| 12 | Anantapur | 19.10 | 63 | 952 | 191 | 14.31 |
| 13 | Kurnool | 17.70 | 54 | 913 | 198 | 18.14 |
| 14 | Mahabubnagar | 18.40 | 64 | 1550 | 191 | 13.97 |
| 15 | Rangareddy | 7.50 | 37 | 923 | 468 | 37.41 |
| 16 | Hyderabad | 0.20 | 16 | - | 18432 | 17.18 |
| 17 | Medak | 9.70 | 45 | 1254 | 274 | 17.29 |
| 18 | Nizamabad | 8.00 | 36 | 918 | 293 | 14.98 |
| 19 | Adilabad | 16.10 | 52 | 1729 | 154 | 19.06 |
| 20 | Karimnagar | 11.80 | 57 | 1092 | 295 | 14.47 |
| 21 | Warangal | 12.90 | 51 | 1071 | 250 | 14.63 |
| 22 | Khammam | 16.00 | 46 | 1229 | 160 | 15.78 |
| 23 | Nalgonda | 14.20 | 59 | 1148 | 228 | 13.55 |
| Andhra Pradesh | | 275.00 | 1127 | 28123 | 275 | 13.86 |

DISTRICT WISE TOTAL

| Dist Code | Name of the District | Total Population | | |
|-----------|----------------------|------------------|-----------------|-----------------|
| | | Male | Female | Total |
| 1 | Srikakulam | 1260020 | 1277573 | 2537593 |
| 2 | Vizianagaram | 1119541 | 1129713 | 2249254 |
| 3 | Visakhapatnam | 1930197 | 1902139 | 3832336 |
| 4 | East Godavari | 2459640 | 2441780 | 4901420 |
| 5 | West Godavari | 1910038 | 1893479 | 3803517 |
| 6 | Krishna | 2117401 | 2070440 | 4187841 |
| 7 | Guntur | 2250279 | 2214865 | 4465144 |
| 8 | Prakasam | 1552332 | 1507091 | 3059423 |
| 9 | Nellore | 1344935 | 1323629 | 2668564 |
| 10 | Chittoor | 1889690 | 1856185 | 3745875 |
| 11 | Kadapa | 1318093 | 1283704 | 2601797 |
| 12 | Anantapur | 1859588 | 1780890 | 3640478 |
| 13 | Kurnool | 1796214 | 1733280 | 3529494 |
| 14 | Mahabubnagar | 1782340 | 1731594 | 3513934 |
| 15 | Rangareddy | 1839227 | 1735837 | 3575064 |
| 16 | Hyderabad | 1981173 | 1848580 | 3829753 |
| 17 | Medak | 1352446 | 1317651 | 2670097 |
| 18 | Nizamabad | 1162905 | 1182780 | 2345685 |
| 19 | Adilabad | 1250958 | 1237045 | 2488003 |
| 20 | Karimnagar | 1747968 | 1743854 | 3491822 |
| 21 | Warangal | 1644895 | 1601109 | 3246004 |
| 22 | Khammam | 1305543 | 1273384 | 2578927 |
| 23 | Nalgonda | 1651990 | 1595992 | 3247982 |
| | TOTAL | 38527413 | 37682594 | 76210007 |

Source : Census of India 2001

SC & ST POPULATION

| SC Population | | | | ST Population | | | |
|----------------|----------------|-----------------|--------------|----------------|----------------|----------------|-------------|
| Male | Female | Total | | Male | Female | Total | |
| 113730 | 115879 | 229609 | 9.05 | 75284 | 75965 | 151249 | 5.96 |
| 119116 | 118907 | 238023 | 10.58 | 106079 | 108760 | 214839 | 9.55 |
| 146813 | 144406 | 291219 | 7.60 | 278399 | 279173 | 557572 | 14.55 |
| 442325 | 439325 | 881650 | 17.99 | 95234 | 96327 | 191561 | 3.91 |
| 367155 | 361808 | 728963 | 19.17 | 47887 | 48772 | 96659 | 2.54 |
| 378329 | 368503 | 746832 | 17.83 | 55201 | 52410 | 107611 | 2.57 |
| 414712 | 403293 | 818005 | 18.32 | 106101 | 102056 | 208157 | 4.66 |
| 330531 | 320967 | 651498 | 21.29 | 60670 | 57571 | 118241 | 3.86 |
| 295649 | 291508 | 587157 | 22.00 | 123554 | 118703 | 242257 | 9.08 |
| 353437 | 348883 | 702320 | 18.75 | 65048 | 63037 | 128085 | 3.42 |
| 207302 | 202190 | 409492 | 15.74 | 31643 | 29728 | 61371 | 2.36 |
| 263291 | 251605 | 514896 | 14.14 | 65722 | 61439 | 127161 | 3.49 |
| 320496 | 308141 | 628637 | 17.81 | 36097 | 33538 | 69635 | 1.97 |
| 304628 | 296299 | 600927 | 17.10 | 143115 | 135587 | 278702 | 7.93 |
| 263576 | 256469 | 520045 | 14.55 | 75054 | 71003 | 146057 | 4.09 |
| 154759 | 152489 | 307248 | 8.02 | 17862 | 16698 | 34560 | 0.90 |
| 235715 | 233777 | 469492 | 17.58 | 68966 | 65567 | 134533 | 5.04 |
| 170201 | 177957 | 348158 | 14.84 | 83135 | 82600 | 165735 | 7.07 |
| 231793 | 229421 | 461214 | 18.54 | 209586 | 206925 | 416511 | 16.74 |
| 325829 | 324417 | 650246 | 18.62 | 45807 | 44829 | 90636 | 2.60 |
| 279917 | 271468 | 551385 | 16.99 | 235451 | 222228 | 457679 | 14.10 |
| 216747 | 209945 | 426692 | 16.55 | 344027 | 338590 | 682617 | 26.47 |
| 291960 | 283828 | 575788 | 17.73 | 178373 | 164303 | 342676 | 10.55 |
| 6228011 | 6111485 | 12339496 | 16.19 | 2548295 | 2475809 | 5024104 | 6.59 |

DISTRICT WISE TOTAL RURAL AND

| Sl. No. | Name of the District | Total | | | |
|-----------------------|----------------------|-----------------|-----------------|-----------------|------------|
| | | Male | Female | Total | Sex Ratio |
| 01 | Adilabad | 1250958 | 1237045 | 2488003 | 989 |
| 02 | Nizamabad | 1162905 | 1182780 | 2345685 | 1017 |
| 03 | Karimnagar | 1747968 | 1743854 | 3491822 | 998 |
| 04 | Medak | 1352446 | 1317651 | 2670097 | 974 |
| 05 | Hyderabad | 1981173 | 1848580 | 3829753 | 933 |
| 06 | Rangareddy | 1839227 | 1735837 | 3575064 | 944 |
| 07 | Mahabubnagar | 1782340 | 1731594 | 3513934 | 972 |
| 08 | Nalgonda | 1651990 | 1595992 | 3247982 | 966 |
| 09 | Warangal | 1644895 | 1601109 | 3246004 | 973 |
| 10 | Khammam | 1305543 | 1273384 | 2578927 | 975 |
| 11 | Srikakulam | 1260020 | 1277573 | 2537593 | 1014 |
| 12 | Vizianagaram | 1119541 | 1129713 | 2249254 | 1009 |
| 13 | Visakhapatnam | 1930197 | 1902139 | 3832336 | 985 |
| 14 | East Godavari | 2459640 | 2441780 | 4901420 | 993 |
| 15 | West Godavari | 1910038 | 1893479 | 3803517 | 991 |
| 16 | Krishna | 2117401 | 2070440 | 4187841 | 978 |
| 17 | Guntur | 2250279 | 2214865 | 4465144 | 984 |
| 18 | Prakasam | 1552332 | 1507091 | 3059423 | 971 |
| 19 | Nellore | 1344935 | 1323629 | 2668564 | 984 |
| 20 | Kadapa | 1318093 | 1283704 | 2601797 | 974 |
| 21 | Kurnool | 1796214 | 1733280 | 3529494 | 965 |
| 22 | Anantapur | 1859588 | 1780890 | 3640478 | 958 |
| 23 | Chittoor | 1889690 | 1856185 | 3745875 | 982 |
| ANDHRA PRADESH | | 38527413 | 37682594 | 76210007 | 978 |

Source : Census of India 2001

URBAN POPULATION AND SEX RATIO

| Rural | | | | Urban | | | |
|-----------------|-----------------|-----------------|------------|-----------------|-----------------|-----------------|------------|
| Male | Female | Total | Sex Ratio | Male | Female | Total | Sex Ratio |
| 915067 | 912919 | 1827986 | 998 | 335891 | 324126 | 660017 | 965 |
| 947773 | 973174 | 1920947 | 1027 | 215132 | 209606 | 424738 | 974 |
| 1402279 | 1410731 | 2813010 | 1006 | 345689 | 333123 | 678812 | 964 |
| 1155418 | 1131155 | 2286573 | 979 | 197028 | 186496 | 383524 | 947 |
| 0 | 0 | 0 | 0 | 1981173 | 1848580 | 3829753 | 933 |
| 834579 | 802648 | 1637227 | 962 | 1004648 | 933189 | 1937837 | 929 |
| 1592325 | 1550254 | 3142579 | 974 | 190015 | 181340 | 371355 | 954 |
| 1429458 | 1385846 | 2815304 | 969 | 222532 | 210146 | 432678 | 944 |
| 1328589 | 1294203 | 2622792 | 974 | 316306 | 306906 | 623212 | 970 |
| 1047248 | 1020818 | 2068066 | 975 | 258295 | 252566 | 510861 | 978 |
| 1121420 | 1137514 | 2258934 | 1014 | 138600 | 140059 | 278659 | 1011 |
| 914907 | 921952 | 1836859 | 1008 | 204634 | 207761 | 412395 | 1015 |
| 1149912 | 1151525 | 2301437 | 1001 | 780285 | 750614 | 1530899 | 962 |
| 1885119 | 1864416 | 3749535 | 989 | 574521 | 577364 | 1151885 | 1005 |
| 1537700 | 1514930 | 3052630 | 985 | 372338 | 378549 | 750887 | 1017 |
| 1439115 | 1405279 | 2844394 | 976 | 678286 | 665161 | 1343447 | 981 |
| 1604767 | 1574617 | 3179384 | 981 | 645512 | 640248 | 1285760 | 992 |
| 1316473 | 1275582 | 2592055 | 969 | 235859 | 231509 | 467368 | 982 |
| 1043308 | 1026213 | 2069521 | 984 | 301627 | 297416 | 599043 | 986 |
| 1021177 | 992867 | 2014044 | 972 | 296916 | 290837 | 587753 | 980 |
| 1380605 | 1331425 | 2712030 | 964 | 415609 | 401855 | 817464 | 967 |
| 1391905 | 1329010 | 2720915 | 955 | 467683 | 451880 | 919563 | 966 |
| 1478060 | 1456785 | 2934845 | 986 | 411630 | 399400 | 811030 | 970 |
| 27937204 | 27463863 | 55401067 | 983 | 10590209 | 10218731 | 20808940 | 965 |

POPULATION OF SCHEDULED CASTE AND PERCENTAGE OF

| Sl. No. | Name of the District | Total | | | |
|-----------------------|----------------------|----------------|----------------|-----------------|--------------|
| | | Male | Female | Total | Sex Ratio |
| 1 | Adilabad | 231793 | 229421 | 461214 | 18.54 |
| 2 | Nizamabad | 170201 | 177957 | 348158 | 14.84 |
| 3 | Karimnagar | 325829 | 324417 | 650246 | 18.62 |
| 4 | Medak | 235715 | 233777 | 469492 | 17.58 |
| 5 | Hyderabad | 154759 | 152489 | 307248 | 8.02 |
| 6 | Rangareddy | 263576 | 256469 | 520045 | 14.55 |
| 7 | Mahabubnagar | 304628 | 296299 | 600927 | 17.10 |
| 8 | Nalgonda | 291960 | 283828 | 575788 | 17.73 |
| 9 | Warangal | 279917 | 271468 | 551385 | 16.99 |
| 10 | Khammam | 216747 | 209945 | 426692 | 16.55 |
| 11 | Srikakulam | 113730 | 115879 | 229609 | 9.05 |
| 12 | Vizianagaram | 119116 | 118907 | 238023 | 10.58 |
| 13 | Visakhapatnam | 146813 | 144406 | 291219 | 7.60 |
| 14 | East Godavari | 442325 | 439325 | 881650 | 17.99 |
| 15 | West Godavari | 367155 | 361808 | 728963 | 19.17 |
| 16 | Krishna | 378329 | 368503 | 746832 | 17.83 |
| 17 | Guntur | 414712 | 403293 | 818005 | 18.32 |
| 18 | Prakasam | 330531 | 320967 | 651498 | 21.29 |
| 19 | Nellore | 295649 | 291508 | 587157 | 22.00 |
| 20 | Kadapa | 207302 | 202190 | 409492 | 15.74 |
| 21 | Kurnool | 320496 | 308141 | 628637 | 17.81 |
| 22 | Anantapur | 263291 | 251605 | 514896 | 14.14 |
| 23 | Chittoor | 353437 | 348883 | 702320 | 18.75 |
| ANDHRA PRADESH | | 6228011 | 6111485 | 12339496 | 16.19 |

Source : Census of India 2001

S.C. POPULATION TO TOTAL POPULATION

| Rural | | | | Urban | | | |
|----------------|----------------|-----------------|--------------|----------------|----------------|----------------|--------------|
| Male | Female | Total | Sex Ratio | Male | Female | Total | Sex Ratio |
| 177064 | 175962 | 353026 | 19.31 | 54729 | 53459 | 108188 | 16.39 |
| 154067 | 161568 | 315635 | 16.43 | 16134 | 16389 | 32523 | 7.66 |
| 283722 | 282803 | 566525 | 20.14 | 42107 | 41614 | 83721 | 12.33 |
| 217035 | 214827 | 431862 | 18.89 | 18680 | 18950 | 37630 | 9.81 |
| 0 | 0 | 0 | 0 | 154759 | 152489 | 307248 | 8.02 |
| 170916 | 166120 | 337036 | 20.59 | 92660 | 90349 | 183009 | 9.44 |
| 289694 | 281819 | 571513 | 18.19 | 14934 | 14480 | 29414 | 7.92 |
| 266585 | 259413 | 525998 | 18.68 | 25375 | 24415 | 49790 | 11.51 |
| 239397 | 231739 | 471136 | 17.96 | 40520 | 39729 | 80249 | 12.88 |
| 180305 | 173878 | 354183 | 17.13 | 36442 | 36067 | 72509 | 14.19 |
| 102146 | 103422 | 205568 | 9.10 | 11584 | 12457 | 24041 | 8.63 |
| 95012 | 94111 | 189123 | 10.30 | 24104 | 24796 | 48900 | 11.86 |
| 83117 | 81289 | 164406 | 7.14 | 63696 | 63117 | 126813 | 8.28 |
| 375282 | 370889 | 746171 | 19.90 | 67043 | 68436 | 135479 | 11.76 |
| 324593 | 317991 | 642584 | 21.05 | 42562 | 43817 | 86379 | 11.50 |
| 320021 | 309342 | 629363 | 22.13 | 58308 | 59161 | 117469 | 8.74 |
| 343715 | 332885 | 676600 | 21.28 | 70997 | 70408 | 141405 | 11.00 |
| 303760 | 294138 | 597898 | 23.07 | 26771 | 26829 | 53600 | 11.47 |
| 259532 | 255345 | 514877 | 24.88 | 36117 | 36163 | 72280 | 12.07 |
| 181745 | 176899 | 358644 | 17.81 | 25557 | 25291 | 50848 | 8.65 |
| 261552 | 250109 | 511661 | 18.87 | 58944 | 58032 | 116976 | 14.31 |
| 223445 | 212508 | 435953 | 16.02 | 39846 | 39097 | 78943 | 8.58 |
| 311786 | 307861 | 619647 | 21.11 | 41651 | 41022 | 82673 | 10.19 |
| 5164491 | 5054918 | 10219409 | 18.45 | 1063520 | 1056567 | 2120087 | 10.19 |

POPULATION OF SCHEDULED TRIBE AND

| Sl. No. | Name of the District | Total | | | |
|-----------------------|----------------------|----------------|----------------|----------------|-------------|
| | | Male | Female | Total | Sex Ratio |
| 1 | Adilabad | 209586 | 206925 | 416511 | 16.74 |
| 02 | Nizamabad | 83135 | 82600 | 165735 | 7.07 |
| 03 | Karimnagar | 45807 | 44829 | 90636 | 2.60 |
| 04 | Medak | 68966 | 65567 | 134533 | 5.04 |
| 05 | Hyderabad | 17862 | 16698 | 34560 | 0.90 |
| 06 | Rangareddy | 75054 | 71003 | 146057 | 4.09 |
| 07 | Mahabubnagar | 143115 | 135587 | 278702 | 7.93 |
| 08 | Nalgonda | 178373 | 164303 | 342676 | 10.55 |
| 09 | Warangal | 235451 | 222228 | 457679 | 14.10 |
| 10 | Khammam | 344027 | 338590 | 682617 | 26.47 |
| 11 | Srikakulam | 75284 | 75965 | 151249 | 5.96 |
| 12 | Vizianagaram | 106079 | 108760 | 214839 | 9.55 |
| 13 | Visakhapatnam | 278399 | 279173 | 557572 | 14.55 |
| 14 | East Godavari | 95234 | 96327 | 191561 | 3.91 |
| 15 | West Godavari | 47887 | 48772 | 96659 | 2.54 |
| 16 | Krishna | 55201 | 52410 | 107611 | 2.57 |
| 17 | Guntur | 106101 | 102056 | 208157 | 4.66 |
| 18 | Prakasam | 60670 | 57571 | 118241 | 3.86 |
| 19 | Nellore | 123554 | 118703 | 242257 | 9.08 |
| 20 | Kadapa | 31643 | 29728 | 61371 | 2.36 |
| 21 | Kurnool | 36097 | 33538 | 69635 | 1.97 |
| 22 | Anantapur | 65722 | 61439 | 127161 | 3.49 |
| 23 | Chittoor | 65048 | 63037 | 128085 | 3.42 |
| ANDHRA PRADESH | | 2548295 | 2475809 | 5024104 | 6.59 |

Source : Census of India 2001

PERCENTAGE OF S.T. POPULATION TO TOTAL POPULATION

| Rural | | | | Urban | | | |
|----------------|----------------|----------------|-------------|---------------|---------------|---------------|-------------|
| Male | Female | Total | Sex Ratio | Male | Female | Total | Sex Ratio |
| 199504 | 197027 | 396531 | 21.69 | 10082 | 9898 | 19980 | 3.03 |
| 80951 | 80659 | 161610 | 8.41 | 2184 | 1941 | 4125 | 0.97 |
| 41071 | 40459 | 81530 | 2.90 | 4736 | 4370 | 9106 | 1.34 |
| 66696 | 63412 | 130108 | 5.69 | 2270 | 2155 | 4425 | 1.15 |
| 0 | 0 | 0 | 0.00 | 17862 | 16698 | 34560 | 0.90 |
| 61282 | 58499 | 119781 | 7.32 | 13772 | 12504 | 26276 | 1.36 |
| 140249 | 133309 | 273558 | 8.70 | 2866 | 2278 | 5144 | 1.39 |
| 169163 | 157743 | 326906 | 11.61 | 9210 | 6560 | 15770 | 3.64 |
| 228572 | 215837 | 444409 | 16.94 | 6879 | 6391 | 13270 | 2.13 |
| 323588 | 318139 | 641727 | 31.03 | 20439 | 20451 | 40890 | 8.00 |
| 73994 | 74763 | 148757 | 6.59 | 1290 | 1202 | 2492 | 0.89 |
| 102962 | 105671 | 208633 | 11.36 | 3117 | 3089 | 6206 | 1.50 |
| 268258 | 270350 | 538608 | 23.40 | 10141 | 8823 | 18964 | 1.24 |
| 90152 | 91437 | 181589 | 4.84 | 5082 | 4890 | 9972 | 0.87 |
| 43985 | 44878 | 88863 | 2.91 | 3902 | 3894 | 7796 | 1.04 |
| 45507 | 43204 | 88711 | 3.12 | 9694 | 9206 | 18900 | 1.41 |
| 86953 | 83506 | 170459 | 5.36 | 19148 | 18550 | 37698 | 2.93 |
| 50972 | 48144 | 99116 | 3.82 | 9698 | 9427 | 19125 | 4.09 |
| 107999 | 103265 | 211264 | 10.21 | 15555 | 15438 | 30993 | 5.17 |
| 27449 | 25738 | 53187 | 2.64 | 4194 | 3990 | 8184 | 1.39 |
| 30076 | 28164 | 58240 | 2.15 | 6021 | 5374 | 11395 | 1.39 |
| 57641 | 53816 | 111457 | 4.10 | 8081 | 7623 | 15704 | 1.71 |
| 56915 | 54964 | 111879 | 3.81 | 8133 | 8073 | 16206 | 2.00 |
| 2353939 | 2292984 | 4646923 | 8.39 | 194356 | 182825 | 377181 | 1.81 |

STATE WISE

| State Code | Name of the State | Literacy Rate | | | Rank |
|------------|-------------------|---------------|--------|-------|------|
| | | Male | Female | Total | |
| 1 | Jammu and Kashmir | 66.60 | 43.00 | 55.52 | - |
| 2 | Himachal Pradesh | 85.35 | 67.42 | 76.48 | 11 |
| 3 | Punjab | 75.23 | 63.36 | 69.65 | 16 |
| 4 | Chandigarh* | 86.14 | 76.47 | 81.94 | 5 |
| 5 | Uttaranchal | 83.28 | 59.63 | 71.62 | 14 |
| 6 | Haryana | 78.49 | 55.73 | 67.91 | 20 |
| 7 | Delhi* | 87.33 | 74.71 | 81.67 | 6 |
| 8 | Rajasthan | 75.70 | 43.85 | 60.41 | 29 |
| 9 | Uttar Pradesh | 68.82 | 42.22 | 56.27 | 31 |
| 10 | Bihar | 59.68 | 33.12 | 47.00 | 34 |
| 11 | Sikkim | 76.04 | 60.40 | 68.81 | 18 |
| 12 | Arunachal Pradesh | 63.83 | 43.53 | 54.34 | 32 |
| 13 | Nagaland | 71.16 | 61.46 | 66.59 | 22 |
| 14 | Manipur | 80.33 | 60.53 | 70.53 | 15 |
| 15 | Mizoram | 90.72 | 86.75 | 88.80 | 2 |
| 16 | Tripura | 81.02 | 64.91 | 73.19 | 13 |
| 17 | Meghalaya | 65.43 | 59.61 | 62.56 | 27 |
| 18 | Assam | 71.28 | 54.61 | 63.25 | 25 |
| 19 | West Bengal | 77.02 | 59.61 | 68.64 | 19 |
| 20 | Jharkhand | 67.30 | 38.87 | 53.56 | 33 |

LITERACY RATE

| State Code | Name of the State | Literacy Rate | | | Rank |
|--------------|----------------------------------|---------------|--------------|--------------|------|
| | | Male | Female | Total | |
| 21 | Orissa | 75.35 | 50.51 | 63.08 | 26 |
| 22 | Chhattisgarh | 77.38 | 51.85 | 64.66 | 23 |
| 23 | Madhya Pradesh | 76.06 | 50.29 | 63.74 | 24 |
| 24 | Gujarath | 79.66 | 57.80 | 69.14 | 17 |
| 25 | Daman and Diu* | 86.76 | 65.61 | 78.18 | 9 |
| 26 | Dadra and Haveli* | 71.18 | 40.23 | 57.63 | 30 |
| 27 | Maharashtra | 85.97 | 67.03 | 76.88 | 10 |
| 28 | Andhra Pradesh | 70.32 | 50.43 | 60.47 | 28 |
| 29 | Karnataka | 76.10 | 56.87 | 66.64 | 21 |
| 30 | Goa | 88.42 | 75.37 | 82.01 | 4 |
| 31 | Lakshadweep* | 92.53 | 80.47 | 86.66 | 3 |
| 32 | Kerala | 94.24 | 87.72 | 90.86 | 1 |
| 33 | Tamilnadu | 82.42 | 64.43 | 73.45 | 12 |
| 34 | Pondicherry* | 88.62 | 73.90 | 81.24 | 8 |
| 35 | Andaman and * Nicobar Islands | 86.33 | 75.24 | 81.30 | 7 |
| TOTAL | | 75.26 | 53.67 | 64.84 | |

Source : Census of India 2001

*Union Territories

DISTRICT WISE

| Sl. No. | Name of the District | ALL | | |
|--------------|----------------------|--------------|--------------|--------------|
| | | Male | Female | Total |
| 1 | Srikakulam | 67.19 | 43.68 | 55.31 |
| 2 | Vizianagaram | 62.37 | 39.91 | 51.07 |
| 3 | Visakhapatnam | 69.68 | 50.12 | 59.96 |
| 4 | East Godavari | 70.00 | 60.94 | 65.48 |
| 5 | West Godavari | 78.05 | 68.99 | 73.53 |
| 6 | Krishna | 74.39 | 63.19 | 68.85 |
| 7 | Guntur | 71.22 | 53.74 | 62.53 |
| 8 | Prakasam | 69.35 | 45.08 | 57.38 |
| 9 | Nellore | 73.67 | 56.38 | 65.08 |
| 10 | Chittoor | 77.62 | 55.78 | 66.77 |
| 11 | Kadapa | 75.83 | 49.54 | 62.83 |
| 12 | Anantapur | 68.38 | 43.34 | 56.13 |
| 13 | Kurnool | 65.96 | 40.03 | 53.22 |
| 14 | Mahabubnagar | 56.63 | 31.89 | 44.41 |
| 15 | Rangareddy | 75.26 | 56.49 | 66.16 |
| 16 | Hyderabad | 83.74 | 73.50 | 78.80 |
| 17 | Medak | 64.33 | 38.66 | 51.65 |
| 18 | Nizamabad | 64.91 | 39.48 | 52.02 |
| 19 | Adilabad | 64.98 | 40.30 | 52.68 |
| 20 | Karimnagar | 67.09 | 42.75 | 54.90 |
| 21 | Warangal | 68.88 | 45.09 | 57.13 |
| 22 | Khammam | 66.11 | 47.44 | 56.89 |
| 23 | Nalgonda | 69.23 | 44.68 | 57.15 |
| TOTAL | | 70.32 | 50.43 | 60.47 |

Source : Census of India 2001

LITERACY RATE

| SC | | | ST | | |
|--------------|--------------|--------------|--------------|--------------|--------------|
| Male | Female | Total | Male | Female | Total |
| 63.94 | 42.09 | 52.88 | 53.32 | 30.61 | 41.92 |
| 59.99 | 38.61 | 49.31 | 44.6 | 26.21 | 35.28 |
| 70.87 | 52.98 | 61.99 | 45.98 | 22.67 | 34.34 |
| 65.97 | 56.29 | 61.14 | 50.36 | 38.91 | 44.6 |
| 73.28 | 64.16 | 68.75 | 55.87 | 45.96 | 50.86 |
| 69.76 | 57.81 | 63.87 | 51.3 | 35.78 | 43.75 |
| 67.17 | 49.12 | 58.26 | 46.59 | 27.59 | 37.28 |
| 65.13 | 40.29 | 52.9 | 46.87 | 28.96 | 38.15 |
| 68.22 | 50.24 | 59.27 | 41.9 | 32.77 | 37.42 |
| 70.87 | 49 | 59.99 | 52.78 | 35.83 | 44.44 |
| 67.75 | 40.42 | 54.25 | 51.7 | 30.1 | 41.2 |
| 55.9 | 32.48 | 44.48 | 57.22 | 30.89 | 44.52 |
| 59.04 | 31.95 | 45.77 | 55.75 | 28.7 | 42.73 |
| 44.72 | 20.11 | 32.58 | 37.58 | 13.33 | 25.76 |
| 62.63 | 40.83 | 51.89 | 46.3 | 22.09 | 34.53 |
| 77.25 | 61.48 | 69.4 | 64.52 | 45.67 | 55.38 |
| 51.38 | 28.18 | 39.81 | 41.06 | 14.26 | 28.08 |
| 53.15 | 28.68 | 40.57 | 44.99 | 16.47 | 30.71 |
| 59.89 | 35.24 | 47.6 | 52.32 | 26.88 | 39.68 |
| 57.68 | 35.26 | 46.47 | 46.04 | 22.14 | 34.23 |
| 62.26 | 38.97 | 50.8 | 45.76 | 22.44 | 34.43 |
| 63.24 | 43.29 | 53.43 | 47.97 | 27.57 | 37.85 |
| 63.6 | 37.38 | 50.68 | 49.12 | 20.13 | 35.22 |
| 63.51 | 43.35 | 53.52 | 47.66 | 26.11 | 37.04 |

DISTRICT - WISE RURAL AND

| Sl. No. | Name of the District | Rural | | |
|-----------------------|----------------------|--------------|-------------|-------------|
| | | Male | Female | Total |
| 1 | Srikakulam | 65.05 | 41.06 | 52.93 |
| 2 | Vizianagaram | 57.93 | 34.37 | 46.08 |
| 3 | Visakhapatnam | 58.67 | 36.46 | 47.55 |
| 4 | East Godavari | 66.64 | 57.76 | 62.22 |
| 5 | West Godavari | 76.33 | 67.29 | 71.84 |
| 6 | Krishna | 70.51 | 58.76 | 64.7 |
| 7 | Guntur | 67.39 | 48.66 | 58.1 |
| 8 | Prakasam | 67.01 | 41.52 | 54.45 |
| 9 | Nellore | 70.62 | 52.02 | 61.38 |
| 10 | Chittoor | 74.7 | 51.18 | 63 |
| 11 | Kadapa | 73.86 | 45.73 | 59.97 |
| 12 | Anantapur | 64.65 | 37.85 | 51.56 |
| 13 | Kurnool | 62.72 | 34.67 | 48.94 |
| 14 | Mahabubnagar | 53.28 | 27.84 | 40.7 |
| 15 | Rangareddy | 64.58 | 40.05 | 52.56 |
| 16 | Hyderabad | 0 | 0 | 0 |
| 17 | Medak | 60.73 | 33.86 | 47.42 |
| 18 | Nizamabad | 61.39 | 34.54 | 47.71 |
| 19 | Adilabad | 59.55 | 33.04 | 46.27 |
| 20 | Karimnagar | 63.05 | 37.58 | 50.23 |
| 21 | Warangal | 64.07 | 39.11 | 51.73 |
| 22 | Khammam | 61.31 | 41.74 | 51.65 |
| 23 | Nalgonda | 66.15 | 40.57 | 53.54 |
| ANDHRA PRADESH | | 65.35 | 43.5 | 54.5 |

Source : Census of India 2001

URBAN LITERACY RATES

| Urban | | | Total | | |
|--------------|--------------|--------------|--------------|--------------|--------------|
| Male | Female | Total | Male | Female | Total |
| 84.1 | 64.58 | 74.26 | 67.19 | 43.68 | 55.31 |
| 81.77 | 63.85 | 72.71 | 62.37 | 39.91 | 51.07 |
| 85.49 | 70.55 | 78.16 | 69.68 | 50.12 | 59.96 |
| 80.87 | 71.02 | 75.92 | 70.00 | 60.94 | 65.48 |
| 85.07 | 75.71 | 80.34 | 78.05 | 68.99 | 73.53 |
| 82.59 | 72.5 | 77.58 | 74.39 | 63.19 | 68.85 |
| 80.72 | 66.09 | 73.42 | 71.24 | 53.74 | 62.54 |
| 82.2 | 64.3 | 73.32 | 69.35 | 45.08 | 57.38 |
| 84.06 | 71.24 | 77.68 | 73.67 | 56.38 | 65.08 |
| 87.94 | 72.33 | 80.24 | 77.62 | 55.78 | 66.77 |
| 82.58 | 62.5 | 72.62 | 75.83 | 49.54 | 62.83 |
| 79.36 | 59.29 | 69.5 | 68.38 | 43.34 | 56.13 |
| 76.45 | 57.37 | 67.07 | 65.96 | 40.03 | 53.22 |
| 83.77 | 65.59 | 74.89 | 56.63 | 31.89 | 44.41 |
| 83.88 | 70.28 | 77.34 | 75.26 | 56.49 | 66.16 |
| 83.74 | 73.5 | 78.8 | 83.74 | 73.5 | 78.8 |
| 85.1 | 67.32 | 76.46 | 64.33 | 38.66 | 51.65 |
| 80.23 | 62.37 | 71.4 | 64.91 | 39.48 | 52.02 |
| 79.29 | 60.17 | 69.88 | 64.98 | 40.3 | 52.68 |
| 83.17 | 64.31 | 73.9 | 67.09 | 42.75 | 54.9 |
| 88.49 | 69.59 | 79.17 | 68.88 | 45.09 | 57.13 |
| 85.1 | 69.86 | 77.56 | 66.11 | 47.44 | 56.89 |
| 88.55 | 71.33 | 80.2 | 69.23 | 44.68 | 57.15 |
| 83.19 | 68.74 | 76.09 | 70.32 | 50.43 | 60.47 |

DISTRICT- WISE GROWTH IN

| Sl. No. | Name of the District | Rural | | |
|-----------------------|----------------------|--------------|--------------|--------------|
| | | 1991 | 2001 | % Increase |
| 1 | Srikakulam | 49.14 | 67.19 | 18.05 |
| 2 | Vizianagaram | 45.93 | 62.37 | 16.44 |
| 3 | Visakhapatnam | 56.13 | 69.68 | 13.55 |
| 4 | East Godavari | 55.32 | 70.00 | 14.68 |
| 5 | West Godavari | 59.75 | 78.05 | 18.3 |
| 6 | Krishna | 60.54 | 74.39 | 13.85 |
| 7 | Guntur | 56.54 | 71.24 | 14.7 |
| 8 | Prakasam | 53.14 | 69.35 | 16.21 |
| 9 | Nellore | 58.4 | 73.67 | 15.27 |
| 10 | Chittoor | 62.61 | 77.62 | 15.01 |
| 11 | Kadapa | 63.14 | 75.83 | 12.69 |
| 12 | Ananthapur | 55.92 | 68.38 | 12.46 |
| 13 | Kurnool | 53.24 | 65.96 | 12.72 |
| 14 | Mahabubnagar | 40.8 | 56.63 | 15.83 |
| 15 | Rangareddy | 60.43 | 75.26 | 14.83 |
| 16 | Hyderabad | 78.9 | 83.74 | 4.84 |
| 17 | Medak | 45.15 | 64.33 | 19.18 |
| 18 | Nizamabad | 47.33 | 64.91 | 17.58 |
| 19 | Adilabad | 45.04 | 64.98 | 19.94 |
| 20 | Karimnagar | 50.97 | 67.09 | 16.12 |
| 21 | Warangal | 51.98 | 68.88 | 16.9 |
| 22 | Khammam | 50.04 | 66.11 | 16.07 |
| 23 | Nalgonda | 50.53 | 69.23 | 18.7 |
| ANDHRA PRADESH | | 55.13 | 70.32 | 15.19 |

LITERACY RATES 1991-2001 CENSUS

| Urban | | | Total | | |
|--------------|--------------|--------------|--------------|--------------|--------------|
| 1991 | 2001 | %Increase | 1991 | 2001 | %Increase |
| 23.52 | 43.68 | 20.16 | 36.22 | 55.31 | 19.09 |
| 22.47 | 39.91 | 17.44 | 34.19 | 51.07 | 16.88 |
| 34.6 | 50.12 | 15.52 | 45.51 | 59.96 | 14.45 |
| 42.26 | 60.94 | 18.68 | 48.79 | 65.48 | 16.69 |
| 46.98 | 68.99 | 22.01 | 53.37 | 73.53 | 20.16 |
| 45.54 | 63.19 | 17.65 | 53.16 | 68.85 | 15.69 |
| 35.85 | 53.74 | 17.89 | 46.35 | 62.54 | 16.19 |
| 27.06 | 45.08 | 18.02 | 40.3 | 57.38 | 17.08 |
| 36.99 | 56.38 | 19.39 | 47.76 | 65.08 | 17.32 |
| 36.44 | 55.78 | 19.34 | 49.75 | 66.77 | 17.02 |
| 32.35 | 49.54 | 17.19 | 48.12 | 62.83 | 14.71 |
| 27.61 | 43.34 | 15.73 | 42.18 | 56.13 | 13.95 |
| 26.04 | 40.03 | 13.99 | 39.97 | 53.22 | 13.25 |
| 18.03 | 31.89 | 13.86 | 29.58 | 44.41 | 14.83 |
| 36.91 | 56.49 | 19.58 | 49.07 | 66.16 | 17.09 |
| 63.56 | 73.5 | 9.94 | 71.52 | 78.8 | 7.28 |
| 19.25 | 38.66 | 19.41 | 32.41 | 51.65 | 19.24 |
| 21.35 | 39.48 | 18.13 | 34.18 | 52.02 | 17.84 |
| 20.6 | 40.3 | 19.7 | 32.96 | 52.68 | 19.72 |
| 23.37 | 42.75 | 19.38 | 37.17 | 54.9 | 17.73 |
| 26.08 | 45.09 | 19.01 | 39.3 | 57.13 | 17.83 |
| 30.53 | 47.44 | 16.91 | 40.5 | 56.89 | 16.39 |
| 24.92 | 44.68 | 19.76 | 38.00 | 57.15 | 19.15 |
| 32.72 | 50.43 | 17.71 | 44.09 | 60.47 | 16.38 |

PROJECTED AGE GROUP

| Sl. No. | Name of the District | 6-10 Age Group Population | | |
|--------------|----------------------|---------------------------|----------------|----------------|
| | | Male | Female | Total |
| 1 | Srikakulam | 118137 | 117980 | 236117 |
| 2 | Vizianagaram | 104966 | 104325 | 209291 |
| 3 | Visakhapatnam | 180971 | 175657 | 356628 |
| 4 | East Godavari | 230611 | 225491 | 456102 |
| 5 | West Godavari | 179081 | 174857 | 353938 |
| 6 | Krishna | 198523 | 191199 | 389722 |
| 7 | Guntur | 210982 | 204536 | 415518 |
| 8 | Prakasam | 145543 | 139175 | 284718 |
| 9 | Nellore | 126098 | 122233 | 248331 |
| 10 | Chittoor | 177174 | 171413 | 348587 |
| 11 | Kadapa | 123582 | 118546 | 242128 |
| 12 | Anantapur | 174351 | 164460 | 338811 |
| 13 | Kurnool | 168409 | 160063 | 328472 |
| 14 | Mahabubnagar | 167109 | 159907 | 327016 |
| 15 | Rangareddy | 172442 | 160299 | 332741 |
| 16 | Hyderabad | 185751 | 170711 | 356462 |
| 17 | Medak | 126803 | 121681 | 248484 |
| 18 | Nizamabad | 109031 | 109226 | 218257 |
| 19 | Adilabad | 117287 | 114237 | 231524 |
| 20 | Karimnagar | 163886 | 161040 | 324926 |
| 21 | Warangal | 154222 | 147857 | 302079 |
| 22 | Khammam | 122405 | 117593 | 239998 |
| 23 | Nalgonda | 154900 | 147397 | 302297 |
| Total | | 3612264 | 3479883 | 7092147 |

Source : Registrar General, India, Ministry of Home Affairs

POPULATION 2010-2011 - ALL

| 11-12 Age Group Population | | | 13-15 Age Group Population | | |
|----------------------------|----------------|----------------|----------------------------|----------------|----------------|
| Male | Female | Total | Male | Female | Total |
| 49265 | 49615 | 99217 | 77983 | 78003 | 155986 |
| 43773 | 43873 | 87943 | 69288 | 68975 | 138263 |
| 75469 | 73871 | 149840 | 119460 | 116137 | 235597 |
| 96169 | 94828 | 191641 | 152227 | 149085 | 301312 |
| 74680 | 73534 | 148714 | 118212 | 115608 | 233820 |
| 82788 | 80407 | 163740 | 131046 | 126412 | 257458 |
| 87983 | 86016 | 174583 | 139270 | 135230 | 274500 |
| 60694 | 58529 | 119620 | 96074 | 92016 | 188090 |
| 52585 | 51404 | 104338 | 83238 | 80815 | 164053 |
| 73885 | 72086 | 146460 | 116953 | 113331 | 230284 |
| 51536 | 49853 | 101727 | 81577 | 78377 | 159954 |
| 72708 | 69162 | 142339 | 115090 | 108734 | 223824 |
| 70230 | 67313 | 138000 | 111168 | 105827 | 216995 |
| 69687 | 67247 | 137391 | 110309 | 105724 | 216033 |
| 71912 | 67412 | 139781 | 113830 | 105983 | 219813 |
| 77462 | 71791 | 149739 | 122615 | 112866 | 235481 |
| 52879 | 51172 | 104398 | 83703 | 80450 | 164153 |
| 45468 | 45934 | 91714 | 71972 | 72215 | 144187 |
| 48911 | 48041 | 97278 | 77422 | 75529 | 152951 |
| 68344 | 67723 | 136527 | 108182 | 106472 | 214654 |
| 64313 | 62180 | 126915 | 101803 | 97757 | 199560 |
| 51045 | 49452 | 100833 | 80800 | 77747 | 158547 |
| 64591 | 61981 | 126993 | 102242 | 97444 | 199686 |
| 1506387 | 1463432 | 2979744 | 2384464 | 2300737 | 4685201 |

Government of India, New Delhi - May, 2006

PROJECTED AGE GROUP

| Sl. No. | Name of the District | 6-10 Age Group Population | | |
|--------------|----------------------|---------------------------|---------------|----------------|
| | | Male | Female | Total |
| 1 | Srikakulam | 10663 | 10701 | 21364 |
| 2 | Vizianagaram | 11168 | 10980 | 22148 |
| 3 | Visakhapatnam | 13764 | 13335 | 27099 |
| 4 | East Godavari | 41471 | 40570 | 82041 |
| 5 | West Godavari | 34423 | 33411 | 67834 |
| 6 | Krishna | 35471 | 34030 | 69501 |
| 7 | Guntur | 38882 | 37242 | 76124 |
| 8 | Prakasam | 30989 | 29640 | 60629 |
| 9 | Nellore | 27719 | 26919 | 54638 |
| 10 | Chittoor | 33137 | 32218 | 65355 |
| 11 | Kadapa | 19436 | 18671 | 38107 |
| 12 | Anantapur | 24685 | 23234 | 47919 |
| 13 | Kurnool | 30048 | 28455 | 58503 |
| 14 | Mahabubnagar | 28561 | 27362 | 55923 |
| 15 | Rangareddy | 24712 | 23684 | 48396 |
| 16 | Hyderabad | 14509 | 14081 | 28590 |
| 17 | Medak | 22100 | 21588 | 43688 |
| 18 | Nizamabad | 15957 | 16433 | 32390 |
| 19 | Adilabad | 21732 | 21186 | 42918 |
| 20 | Karimnagar | 30549 | 29958 | 60507 |
| 21 | Warangal | 26244 | 25069 | 51313 |
| 22 | Khammam | 20321 | 19387 | 39708 |
| 23 | Nalgonda | 27375 | 26212 | 53587 |
| TOTAL | | 583916 | 564366 | 1148282 |

Source : Registrar General, India, Ministry of Home Affairs

POPULATION 2010-2011 - SC

| 11-12 Age Group Population | | | 13-15 Age Group Population | | |
|----------------------------|---------------|---------------|----------------------------|---------------|---------------|
| Male | Female | Total | Male | Female | Total |
| 4446 | 4500 | 8946 | 7038 | 7075 | 14113 |
| 4657 | 4617 | 9274 | 7372 | 7259 | 14631 |
| 5740 | 5608 | 11348 | 9086 | 8816 | 17902 |
| 17294 | 17061 | 34355 | 27375 | 26823 | 54198 |
| 14355 | 14051 | 28406 | 22723 | 22090 | 44813 |
| 14792 | 14311 | 29103 | 23414 | 22499 | 45913 |
| 16214 | 15662 | 31876 | 25666 | 24623 | 50289 |
| 12923 | 12465 | 25388 | 20456 | 19596 | 40052 |
| 11559 | 11320 | 22879 | 18297 | 17798 | 36095 |
| 13819 | 13549 | 27368 | 21874 | 21301 | 43175 |
| 8105 | 7852 | 15957 | 12829 | 12344 | 25173 |
| 10294 | 9771 | 20065 | 16295 | 15361 | 31656 |
| 12531 | 11966 | 24497 | 19835 | 18813 | 38648 |
| 11910 | 11507 | 23417 | 18853 | 18090 | 36943 |
| 10305 | 9960 | 20265 | 16312 | 15658 | 31970 |
| 6050 | 5922 | 11972 | 9578 | 9310 | 18888 |
| 9216 | 9078 | 18294 | 14588 | 14273 | 28861 |
| 6654 | 6911 | 13565 | 10533 | 10865 | 21398 |
| 9062 | 8909 | 17971 | 14345 | 14007 | 28352 |
| 12739 | 12598 | 25337 | 20165 | 19807 | 39972 |
| 10944 | 10542 | 21486 | 17324 | 16574 | 33898 |
| 8474 | 8153 | 16627 | 13414 | 12818 | 26232 |
| 11415 | 11022 | 22437 | 18069 | 17329 | 35398 |
| 243509 | 237344 | 480853 | 385453 | 373142 | 758595 |

Government of India, New Delhi.

PROJECTED AGE GROUP

| Sl. No. | Name of the District | 6-10 Age Group Population | | |
|--------------|----------------------|---------------------------|---------------|---------------|
| | | Male | Female | Total |
| 1 | Srikakulam | 7058 | 7015 | 14073 |
| 2 | Vizianagaram | 9945 | 10043 | 19988 |
| 3 | Visakhapatnam | 26102 | 25780 | 51882 |
| 4 | East Godavari | 8928 | 8895 | 17823 |
| 5 | West Godavari | 4489 | 4503 | 8992 |
| 6 | Krishna | 5175 | 4839 | 10014 |
| 7 | Guntur | 9947 | 9424 | 19371 |
| 8 | Prakasam | 5688 | 5316 | 11004 |
| 9 | Nellore | 11584 | 10961 | 22545 |
| 10 | Chittoor | 6098 | 5821 | 11919 |
| 11 | Kadapa | 2966 | 2745 | 5711 |
| 12 | Anantapur | 6161 | 5673 | 11834 |
| 13 | Kurnool | 3384 | 3097 | 6481 |
| 14 | Mahabubnagar | 13418 | 12521 | 25939 |
| 15 | Rangareddy | 7036 | 6556 | 13592 |
| 16 | Hyderabad | 1674 | 1542 | 3216 |
| 17 | Medak | 6466 | 6054 | 12520 |
| 18 | Nizamabad | 7794 | 7627 | 15421 |
| 19 | Adilabad | 19650 | 19108 | 38758 |
| 20 | Karimnagar | 4294 | 4139 | 8433 |
| 21 | Warangal | 22075 | 20522 | 42597 |
| 22 | Khammam | 32255 | 31267 | 63522 |
| 23 | Nalgonda | 16723 | 15172 | 31895 |
| TOTAL | | 238923 | 228634 | 467557 |

Source : Registrar General, India, Ministry of Home Affairs

POPULATION 2010-2011 - S.T.

| 11-12 Age Group Population | | | 13-15 Age Group Population | | |
|----------------------------|--------------|---------------|----------------------------|---------------|---------------|
| Male | Female | Total | Male | Female | Total |
| 2943 | 2950 | 5893 | 4659 | 4638 | 9297 |
| 4147 | 4223 | 8370 | 6565 | 6640 | 13205 |
| 10885 | 10841 | 21726 | 17230 | 17045 | 34275 |
| 3723 | 3740 | 7463 | 5894 | 5881 | 11775 |
| 1872 | 1894 | 3766 | 2963 | 2977 | 5940 |
| 2158 | 2035 | 4193 | 3416 | 3199 | 6615 |
| 4148 | 3963 | 8111 | 6566 | 6231 | 12797 |
| 2372 | 2235 | 4607 | 3754 | 3515 | 7269 |
| 4830 | 4609 | 9439 | 7646 | 7247 | 14893 |
| 2543 | 2448 | 4991 | 4025 | 3848 | 7873 |
| 1237 | 1154 | 2391 | 1958 | 1815 | 3773 |
| 2569 | 2386 | 4955 | 4067 | 3751 | 7818 |
| 1411 | 1302 | 2713 | 2234 | 2047 | 4281 |
| 5595 | 5265 | 10860 | 8857 | 8278 | 17135 |
| 2934 | 2757 | 5691 | 4645 | 4335 | 8980 |
| 698 | 648 | 1346 | 1105 | 1019 | 2124 |
| 2696 | 2546 | 5242 | 4268 | 4003 | 8271 |
| 3250 | 3207 | 6457 | 5145 | 5043 | 10188 |
| 8194 | 8036 | 16230 | 12971 | 12634 | 25605 |
| 1791 | 1740 | 3531 | 2835 | 2737 | 5572 |
| 9205 | 8630 | 17835 | 14572 | 13568 | 28140 |
| 13451 | 13149 | 26600 | 21291 | 20672 | 41963 |
| 6974 | 6380 | 13354 | 11039 | 10031 | 21070 |
| 99636 | 96149 | 195785 | 157714 | 151163 | 308877 |

Government of India, New Delhi.

DISTRICT WISE HINDU, MUSLIM

| Sl. No. | Name of the District | Hindu | | | Muslim | | |
|--------------|----------------------|-----------------|-----------------|-----------------|----------------|----------------|----------------|
| | | Male | Female | Total | Male | Female | Total |
| 1 | Srikakulam | 1248138 | 1264949 | 2513087 | 3853 | 3906 | 7759 |
| 2 | Vizianagaram | 1102399 | 1112142 | 2214541 | 7647 | 7825 | 15472 |
| 3 | Visakhapatnam | 1857328 | 1830952 | 3688280 | 36905 | 34764 | 71669 |
| 4 | East Godavari | 2386844 | 2365165 | 4752009 | 35320 | 35136 | 70456 |
| 5 | West Godavari | 1800050 | 1780157 | 3580207 | 39543 | 39505 | 79048 |
| 6 | Krishna | 1887978 | 1841226 | 3729204 | 134294 | 131323 | 265617 |
| 7 | Guntur | 1934043 | 1900161 | 3834204 | 245622 | 242217 | 487839 |
| 8 | Prakasam | 1434535 | 1391146 | 2825681 | 98896 | 96741 | 195637 |
| 9 | Nellore | 1201601 | 1181100 | 2382701 | 125016 | 123660 | 248676 |
| 10 | Chittoor | 1699225 | 1669653 | 3368878 | 173781 | 169184 | 342965 |
| 11 | Kadapa | 1105980 | 1075592 | 2181572 | 195693 | 191207 | 386900 |
| 12 | Anantapur | 1648485 | 1576671 | 3225156 | 198063 | 191138 | 389201 |
| 13 | Kurnool | 1481444 | 1428738 | 2910182 | 291577 | 280827 | 572404 |
| 14 | Mahabubnagar | 1620072 | 1573860 | 3193932 | 150762 | 146213 | 296975 |
| 15 | Rangareddy | 1576012 | 1487106 | 3063118 | 210248 | 198033 | 408281 |
| 16 | Hyderabad | 1097629 | 1024334 | 2121963 | 817394 | 759189 | 1576583 |
| 17 | Medak | 1180556 | 1153613 | 2334169 | 151898 | 144588 | 296486 |
| 18 | Nizamabad | 979163 | 1004112 | 1983275 | 171621 | 167203 | 338824 |
| 19 | Adilabad | 1109301 | 1098542 | 2207843 | 119869 | 116975 | 236844 |
| 20 | Karimnagar | 1627008 | 1624826 | 3251834 | 107898 | 105913 | 213811 |
| 21 | Warangal | 1535398 | 1493139 | 3028537 | 89841 | 87376 | 177217 |
| 22 | Khammam | 1218145 | 1187921 | 2406066 | 69726 | 67913 | 137639 |
| 23 | Nalgonda | 1546716 | 1493496 | 3040212 | 86772 | 83781 | 170553 |
| TOTAL | | 34278050 | 33558601 | 67836651 | 3562239 | 3424617 | 6986856 |

Source : Census of India 2001.

AND CHRISTIAN POPULATION

| Christian | | | Others | | | Total | | |
|---------------|---------------|----------------|---------------|--------------|---------------|-----------------|-----------------|-----------------|
| Male | Female | Total | Male | Female | Total | Male | Female | Total |
| 6766 | 7433 | 14199 | 1263 | 1285 | 2548 | 1260020 | 1277573 | 2537593 |
| 7518 | 7977 | 15495 | 1977 | 1769 | 3746 | 1119541 | 1129713 | 2249254 |
| 30443 | 31784 | 62227 | 5521 | 4639 | 10160 | 1930197 | 1902139 | 3832336 |
| 32865 | 37135 | 70000 | 4611 | 4344 | 8955 | 2459640 | 2441780 | 4901420 |
| 67397 | 70966 | 138363 | 3048 | 2851 | 5899 | 1910038 | 1893479 | 3803517 |
| 89926 | 92688 | 182614 | 5203 | 5203 | 10406 | 2117401 | 2070440 | 4187841 |
| 64839 | 66874 | 131713 | 5775 | 5613 | 11388 | 2250279 | 2214865 | 4465144 |
| 16101 | 16573 | 32674 | 2800 | 2631 | 5431 | 1552332 | 1507091 | 3059423 |
| 15412 | 16181 | 31593 | 2906 | 2688 | 5594 | 1344935 | 1323629 | 2668564 |
| 13665 | 14672 | 28337 | 3019 | 2676 | 5695 | 1889690 | 1856185 | 3745875 |
| 14168 | 14810 | 28978 | 2252 | 2095 | 4347 | 1318093 | 1283704 | 2601797 |
| 10251 | 10519 | 20770 | 2789 | 2562 | 5351 | 1859588 | 1780890 | 3640478 |
| 19865 | 20716 | 40581 | 3328 | 2999 | 6327 | 1796214 | 1733280 | 3529494 |
| 9280 | 9520 | 18800 | 2226 | 2001 | 4227 | 1782340 | 1731594 | 3513934 |
| 45680 | 44213 | 89893 | 7287 | 6485 | 13772 | 1839227 | 1735837 | 3575064 |
| 45541 | 47374 | 92915 | 20609 | 17683 | 38292 | 1981173 | 1848580 | 3829753 |
| 17495 | 17156 | 34651 | 2497 | 2294 | 4791 | 1352446 | 1317651 | 2670097 |
| 7966 | 8238 | 16204 | 4155 | 3227 | 7382 | 1162905 | 1182780 | 2345685 |
| 7247 | 7504 | 14751 | 14541 | 14024 | 28565 | 1250958 | 1237045 | 2488003 |
| 10116 | 10460 | 20576 | 2946 | 2655 | 5601 | 1747968 | 1743854 | 3491822 |
| 16220 | 17134 | 33354 | 3436 | 3460 | 6896 | 1644895 | 1601109 | 3246004 |
| 15505 | 15272 | 30777 | 2167 | 2278 | 4445 | 1305543 | 1273384 | 2578927 |
| 16053 | 16399 | 32452 | 2449 | 2316 | 4765 | 1651990 | 1595992 | 3247982 |
| 580319 | 601598 | 1181917 | 106805 | 97778 | 204583 | 38527413 | 37682594 | 76210007 |

TYPE WISE AND MANAGEMENT WISE INSTITUTIONS 2010 - 2011

| Sl.No | Type / Management | Type of School | Primary Schools | Uppers Primary Schools | High Schools | Higher Secondary Schools | Total |
|-------|--------------------|----------------|-----------------|------------------------|--------------|--------------------------|---------------|
| 1 | Central Government | Boys | 21 | 2 | 40 | 49 | 112 |
| | | Girls | 0 | 0 | 1 | 0 | 1 |
| | | Total | 24 | 2 | 41 | 49 | 113 |
| 2 | State Government | Boys | 4953 | 356 | 992 | 31 | 6332 |
| | | Girls | 90 | 27 | 822 | 62 | 1001 |
| | | Total | 5043 | 383 | 1814 | 93 | 7333 |
| 3 | M.P.P/Z.P.P | Boys | 50404 | 8372 | 8031 | 0 | 66807 |
| | | Girls | 83 | 2 | 317 | 0 | 402 |
| | | Total | 50487 | 8374 | 8348 | 0 | 67209 |
| 4 | Municipal | Boys | 1630 | 156 | 275 | 0 | 2061 |
| | | Girls | 7 | 2 | 37 | 0 | 46 |
| | | Total | 1637 | 158 | 312 | 0 | 2107 |
| 5 | Private Aided | Boys | 2067 | 419 | 720 | 0 | 3206 |
| | | Girls | 43 | 1 | 110 | 0 | 154 |
| | | Total | 2110 | 420 | 830 | 0 | 3360 |
| 6 | Private Un Aided | Boys | 7521 | 6081 | 7393 | 28 | 21023 |
| | | Girls | 15 | 3 | 38 | 3 | 59 |
| | | Total | 7536 | 6084 | 7431 | 31 | 21082 |
| | Total | Boys | 66596 | 15386 | 17451 | 108 | 99541 |
| | | Girls | 238 | 35 | 1325 | 65 | 1663 |
| | | Total | 66834 | 15421 | 18776 | 173 | 101204 |

Source : DISE Data 2010-11(as on 30th Sept, 2010)

TYPE WISE AND MANAGEMENT WISE ENROLMENT 2010 - 2011

| Sl.No | Type / Management | Type of School | Primary Schools | Uppers Primary Schools | High Schools | Higher Secondary Schools | Total |
|-------|--------------------|----------------|-----------------|------------------------|----------------|--------------------------|-----------------|
| 1 | Central Government | Boys | 1394 | 409 | 8917 | 24064 | 34784 |
| | | Girls | 1327 | 323 | 8803 | 18158 | 28611 |
| | | Total | 2721 | 732 | 17720 | 42222 | 63395 |
| 2 | State Government | Boys | 123820 | 30974 | 251092 | 14810 | 420696 |
| | | Girls | 141330 | 22416 | 312911 | 38213 | 514870 |
| | | Total | 265150 | 53390 | 564003 | 53023 | 935566 |
| 3 | M.P.P/Z.P.P | Boys | 1334770 | 457291 | 1167185 | 0 | 2959246 |
| | | Girls | 1453849 | 507296 | 1228565 | 0 | 3189710 |
| | | Total | 2788619 | 964587 | 2395750 | 0 | 6148956 |
| 4 | Municipal | Boys | 69658 | 13093 | 61197 | 0 | 143948 |
| | | Girls | 78797 | 15234 | 73117 | 0 | 167148 |
| | | Total | 148455 | 28327 | 134314 | 0 | 311096 |
| 5 | Private Aided | Boys | 115026 | 39195 | 116820 | 0 | 271041 |
| | | Girls | 138628 | 41131 | 144216 | 0 | 323975 |
| | | Total | 253654 | 80326 | 261036 | 0 | 595016 |
| 6 | Private Un Aided | Boys | 1130397 | 673508 | 1145514 | 17727 | 2967146 |
| | | Girls | 874900 | 528860 | 879353 | 13898 | 2297011 |
| | | Total | 2005297 | 1202368 | 2024867 | 31625 | 5264157 |
| | Total | Boys | 2775065 | 1214470 | 2750725 | 56601 | 6796861 |
| | | Girls | 2688831 | 1115260 | 2646965 | 70269 | 6521325 |
| | | Total | 5463896 | 2329730 | 5397690 | 126870 | 13318186 |

Source : DISE Data 2010-11(as on 30th Sept, 2010)

TYPE WISE AND MANAGEMENT WISE TEACHERS 2010 - 2011

| Sl.No | Management | Teachers | Primary Schools | Uppers Primary Schools | High Schools | Higher Secondary Schools | Total |
|-------|--------------------|--------------|-----------------|------------------------|---------------|--------------------------|---------------|
| 1 | Central Government | Men | 73 | 15 | 414 | 875 | 1377 |
| | | Women | 91 | 2 | 484 | 795 | 1372 |
| | | Total | 164 | 17 | 898 | 1670 | 2749 |
| 2 | State Government | Men | 4997 | 1165 | 10860 | 504 | 17526 |
| | | Women | 4009 | 387 | 8450 | 688 | 13534 |
| | | Total | 9006 | 1552 | 19310 | 1192 | 31060 |
| 3 | M.P.P/Z.P.P | Men | 58986 | 23238 | 65018 | 0 | 147242 |
| | | Women | 37991 | 14394 | 34213 | 0 | 86598 |
| | | Total | 96977 | 37632 | 99231 | 0 | 233840 |
| 4 | Municipal | Men | 1565 | 247 | 2027 | 0 | 3839 |
| | | Women | 2115 | 353 | 2095 | 0 | 4563 |
| | | Total | 3680 | 600 | 4122 | 0 | 8402 |
| 5 | Private Aided | Men | 2826 | 1196 | 3625 | 0 | 7647 |
| | | Women | 4008 | 1336 | 4184 | 0 | 9528 |
| | | Total | 6834 | 2532 | 7809 | 0 | 17175 |
| 6 | Private Un Aided | Men | 17638 | 24235 | 39891 | 444 | 82208 |
| | | Women | 39770 | 26435 | 33918 | 998 | 101121 |
| | | Total | 57408 | 50670 | 73809 | 1442 | 183329 |
| | Total | Men | 86085 | 50096 | 121835 | 1823 | 259839 |
| | | Women | 87984 | 42907 | 83344 | 2481 | 216716 |
| | | Total | 174069 | 93003 | 205179 | 4304 | 476555 |

Source : DISE Data 2010-11(as on 30th Sept, 2010)

TYPEWISE AND MANAGEMENT WISE VIDYA VOLUNTEERS 2010-2011

| Sl.No | Management | Vidya Volunteers | Primary Schools | Uppers Primary School | High Schools | Higher Secondary Schools | Total |
|-------|--------------------|------------------|-----------------|-----------------------|--------------|--------------------------|--------------|
| 1 | Central Government | Men | 0 | 0 | 0 | 0 | 0 |
| | | Women | 0 | 0 | 0 | 0 | 0 |
| | | Total | 0 | 0 | 0 | 0 | 0 |
| 2 | State Government | Men | 1918 | 551 | 1475 | 29 | 3973 |
| | | Women | 1595 | 393 | 3514 | 214 | 5716 |
| | | Total | 3513 | 944 | 4989 | 243 | 9689 |
| 3 | M.P.P/Z.P.P | Men | 15154 | 8889 | 3290 | 0 | 27333 |
| | | Women | 17195 | 8424 | 2765 | 0 | 28384 |
| | | Total | 32349 | 17313 | 6055 | 0 | 55717 |
| 4 | Municipal | Men | 457 | 129 | 188 | 0 | 774 |
| | | Women | 1542 | 460 | 302 | 0 | 2304 |
| | | Total | 1999 | 589 | 490 | 0 | 3078 |
| 5 | Private Aided | Men | 0 | 0 | 0 | 0 | 0 |
| | | Women | 0 | 0 | 0 | 0 | 0 |
| | | Total | 0 | 0 | 0 | 0 | 0 |
| 6 | Private Un Aided | Men | 0 | 0 | 0 | 0 | 0 |
| | | Women | 0 | 0 | 0 | 0 | 0 |
| | | Total | 0 | 0 | 0 | 0 | 0 |
| | Total | Men | 17529 | 9569 | 4953 | 29 | 32080 |
| | | Women | 20332 | 9277 | 6581 | 214 | 36404 |
| | | Total | 37861 | 18846 | 11534 | 243 | 68484 |

Source : DISE Data 2010-11(as on 30th Sept, 2010)

TYPE WISE AND STAGE WISE ENROLMENT - ALL (2010-11)

| TYPE/ STAGE | PP | I - V | VI - VII | VIII - X | XI - XII | I - X Total | PP - XII Total |
|----------------|---------------|----------------|----------------|----------------|--------------|-----------------|-------------------|
| PS | 233361 | 5230909 | 0 | 0 | 0 | 5230909 | 5463896 |
| UPS | 142350 | 1676076 | 511356 | 0 | 0 | 2187432 | 2329730 |
| HS | 14208 | 184147 | 1983179 | 3214868 | 1381 | 5382194 | 5397690 |
| HSS | 1076 | 33808 | 31097 | 41982 | 18907 | 106887 | 126870 |
| TOTAL | 390995 | 7124940 | 2525632 | 3256850 | 20288 | 12907422 | 13318186 |

TYPE WISE AND MEDIUM WISE NO. OF INSTITUTIONS IN EXCLUSIVE SCHOOLS

| Sl. No. | Medium | Primary School | Upper Primary School | High School | Higher Secondary School | Total |
|---------|--------------|----------------|----------------------|--------------|-------------------------|--------------|
| 1 | Bengali | 0 | 0 | 0 | 0 | 0 |
| 2 | Hindi | 29 | 6 | 23 | 0 | 58 |
| 3 | Kannada | 41 | 18 | 2 | 0 | 61 |
| 4 | Marati | 17 | 12 | 2 | 0 | 31 |
| 5 | Oriya | 72 | 22 | 6 | 0 | 100 |
| 6 | Tamil | 65 | 3 | 4 | 0 | 72 |
| 7 | Telugu | 58024 | 10477 | 6320 | 17 | 74838 |
| 8 | Urdu | 2257 | 328 | 214 | 0 | 2799 |
| 9 | English | 5030 | 3715 | 4802 | 84 | 13631 |
| | Total | 65535 | 14581 | 11373 | 101 | 91590 |

Source : DISE Data 2010-11(as on 30th Sept, 2010)

TYPE WISE AND MEDIUM WISE NO. OF INSTITUTIONS IN PARALLEL MEDIA SCHOOLS - 2010-2011

| Sl. No. | Medium/ Type | Primary Schools | Upper Primary School | High School | Higher Secondary School | Total |
|---------|------------------|-----------------|----------------------|-------------|-------------------------|-------------|
| 1 | ENG-TEL | 964 | 745 | 7035 | 72 | 8816 |
| 2 | ENG-TEL-HIN | 3 | 0 | 1 | 0 | 4 |
| 3 | ENG-TEL-URDU | 15 | 0 | 124 | 0 | 139 |
| 4 | ENG-TEL-KANNADA | 0 | 0 | 4 | 0 | 4 |
| 5 | ENG-TEL-MARATI | 0 | 0 | 6 | 0 | 6 |
| 6 | ENG-TEL-ORIYA | 0 | 0 | 14 | 0 | 14 |
| 7 | ENG-TEL-TAMIL | 0 | 0 | 10 | 0 | 10 |
| 8 | ENG-URDU | 34 | 13 | 117 | 0 | 164 |
| 9 | ENG-GUJARATHI | 1 | 0 | 0 | 0 | 1 |
| 10 | ENG-TAMIL | 0 | 1 | 3 | 0 | 4 |
| 11 | ENG-HINDI | 2 | 0 | 5 | 0 | 7 |
| 12 | ENG-ORIYA | 1 | 1 | 0 | 0 | 2 |
| 13 | ENG-HIN-URDU | 1 | 0 | 1 | 0 | 2 |
| 14 | ENG-MARATHI | 1 | 0 | 2 | 0 | 3 |
| 15 | ENG-KANNADA | 1 | 0 | 4 | 0 | 5 |
| 16 | TEL-KANNADA | 4 | 3 | 2 | 0 | 9 |
| 17 | TEL-MARATI | 2 | 6 | 1 | 0 | 9 |
| 18 | TEL-ORIYA | 48 | 23 | 7 | 0 | 78 |
| 19 | TEL-TAMIL | 8 | 5 | 2 | 0 | 15 |
| 20 | TEL-URDU | 196 | 41 | 54 | 0 | 291 |
| 21 | TEL-HINDI | 2 | 0 | 6 | 0 | 8 |
| 22 | TEL-BENGALI | 2 | 0 | 0 | 0 | 2 |
| 23 | TEL-MARATI-URDU | 1 | 1 | 1 | 0 | 3 |
| 24 | TEL-ENG-URDU-HIN | 0 | 0 | 1 | 0 | 1 |
| 25 | TEL-ENG-URDU-TAM | 0 | 0 | 1 | 0 | 1 |
| 26 | TEL-ENG-URDU-MAR | 0 | 0 | 1 | 0 | 1 |
| 27 | TEL-ENG-URDU-KAN | 0 | 0 | 1 | 0 | 1 |
| 28 | HINDI-BENGALI | 13 | 1 | 0 | 0 | 14 |
| | TOTAL | 1299 | 840 | 7403 | 72 | 9614 |

Source : DISE Data 2010-11(as on 30th Sept, 2010)

TYPE WISE AND MEDIUM WISE ENROLMENT IN EXCLUSIVE SCHOOLS 2010-2011

| SL. No. | Medium/ Type | Primary Schools | Upper Primary School | High Schools | Higher Secondary Schools | Total |
|---------|--------------|-----------------|----------------------|----------------|--------------------------|-----------------|
| 1 | Hindi | 3459 | 736 | 2936 | 0 | 7131 |
| 2 | Kannada | 4948 | 3958 | 166 | 0 | 9072 |
| 3 | Marathi | 877 | 1240 | 238 | 0 | 2355 |
| 4 | Oriya | 3504 | 2478 | 1096 | 0 | 7078 |
| 5 | Tamil | 2535 | 451 | 454 | 0 | 3440 |
| 6 | Telugu | 3431982 | 1317407 | 1239059 | 10394 | 5998842 |
| 7 | Urdu | 148182 | 44108 | 36394 | 0 | 228684 |
| 8 | English | 1525528 | 775293 | 1419450 | 74956 | 3795227 |
| | TOTAL | 5121015 | 2145671 | 2699793 | 85350 | 10051829 |

TYPE WISE AND MEDIUM WISE ENROLMENT IN PARALLEL MEDIA SCHOOLS - 2010-2011

| SL. No. | Medium/ Type | Primary Schools | Upper Primary School | High Schools | Higher Secondary Schools | Total |
|---------|----------------------|-----------------|----------------------|----------------|--------------------------|----------------|
| 1 | Eng-Tel | 284548 | 164633 | 2541988 | 41520 | 3032689 |
| 2 | Eng-Tel-Hin | 666 | 0 | 354 | 0 | 1020 |
| 3 | Eng-Tel-Urdu | 4468 | 0 | 69806 | 0 | 74274 |
| 4 | Eng-Tel-Kannda | 0 | 0 | 2271 | 0 | 2271 |
| 5 | Eng-Tel-Marathi | 0 | 0 | 2892 | 0 | 2892 |
| 6 | Eng-Tel-Oriya | 0 | 0 | 10611 | 0 | 10611 |
| 7 | Eng-Tel-Tamil | 0 | 0 | 7238 | 0 | 7238 |
| 8 | Eng-Urdu | 10293 | 4268 | 34698 | 0 | 49259 |
| 9 | Eng-Gujarathi | 308 | 0 | 0 | 0 | 308 |
| 10 | Eng-Tamil | 0 | 188 | 1077 | 0 | 1265 |
| 11 | Eng-Hindi | 329 | 0 | 2116 | 0 | 2445 |
| 12 | Eng-Oriya | 35 | 112 | 0 | 0 | 147 |
| 13 | Eng-Hin-Urdu | 577 | 0 | 433 | 0 | 1010 |
| 14 | Eng-Marathi | 309 | 0 | 608 | 0 | 917 |
| 15 | Eng-Kannada | 118 | 0 | 1338 | 0 | 1456 |
| 16 | Tel-Kannada | 1007 | 679 | 402 | 0 | 2088 |
| 17 | Tel-Marathi | 278 | 749 | 108 | 0 | 1135 |
| 18 | Tel-Oriya | 6605 | 3336 | 2908 | 0 | 12849 |
| 19 | Tel-Tamil | 1099 | 618 | 819 | 0 | 2536 |
| 20 | Tel-Urdu | 30904 | 9078 | 14044 | 0 | 54026 |
| 21 | Tel-Hindi | 339 | 0 | 602 | 0 | 941 |
| 22 | Tel-Bengali | 49 | 0 | 0 | 0 | 49 |
| 23 | Tel-Marathi-Urdu | 164 | 323 | 736 | 0 | 1223 |
| 24 | Ten-Eng-Urdu-Hin | 0 | 0 | 392 | 0 | 392 |
| 25 | Tel-Eng-Urdu-Tam | 0 | 0 | 552 | 0 | 552 |
| 26 | Tel-Eng-Urdu-Marthi | 0 | 0 | 553 | 0 | 553 |
| 27 | Tel-Eng-Urdu-Kannada | 0 | 0 | 1351 | 0 | 1351 |
| 28 | Hindi-Bengali | 785 | 75 | 0 | 0 | 860 |
| | TOTAL | 342881 | 184059 | 2697897 | 41520 | 3266357 |

Source : DISE Data 2010-11(as on 30th Sept, 2010)

TYPE WISE AND MEDIUM WISE TEACHERS IN EXCLUSIVE SCHOOLS 2010-2011

| SL. No. | Medium/ Type | Primary Schools | Upper Primary School | High Schools | Higher Secondary Schools | Total |
|---------|--------------|-----------------|----------------------|---------------|--------------------------|---------------|
| 1 | Hindi | 73 | 20 | 144 | 0 | 237 |
| 2 | Kannada | 78 | 67 | 6 | 0 | 151 |
| 3 | Marathi | 30 | 51 | 10 | 0 | 91 |
| 4 | Oriya | 110 | 66 | 33 | 0 | 209 |
| 5 | Tamil | 95 | 15 | 20 | 0 | 130 |
| 6 | Telugu | 118967 | 52741 | 47891 | 216 | 219815 |
| 7 | Urdu | 4654 | 1265 | 1503 | 0 | 7422 |
| 8 | English | 40333 | 30907 | 50985 | 3125 | 125350 |
| | TOTAL | 164340 | 85132 | 100592 | 3341 | 353405 |

TYPE WISE AND MEDIUM WISE TEACHERS IN PARALLEL MEDIA SCHOOLS 2010-2011

| SL. No. | Medium/ Type | Primary Schools | Upper Primary School | High Schools | Higher Secondary Schools | Total |
|---------|----------------------|-----------------|----------------------|---------------|--------------------------|---------------|
| 1 | Eng-Tel | 7915 | 7198 | 98120 | 963 | 114196 |
| 2 | Eng-Tel-Hin | 25 | 0 | 9 | 0 | 34 |
| 3 | Eng-Tel-Urdu | 159 | 0 | 2977 | 0 | 3136 |
| 4 | Eng-Tel-Kannda | 0 | 0 | 77 | 0 | 77 |
| 5 | Eng-Tel-Marathi | 0 | 0 | 121 | 0 | 121 |
| 6 | Eng-Tel-Oriya | 0 | 0 | 346 | 0 | 346 |
| 7 | Eng-Tel-Tamil | 0 | 0 | 288 | 0 | 288 |
| 8 | Eng-Urdu | 296 | 163 | 1251 | 0 | 1710 |
| 9 | Eng-Gujarathi | 11 | 0 | 0 | 0 | 11 |
| 10 | Eng-Tamil | 0 | 8 | 36 | 0 | 44 |
| 11 | Eng-Hindi | 13 | 0 | 51 | 0 | 64 |
| 12 | Eng-Oriya | 2 | 14 | 0 | 0 | 16 |
| 13 | Eng-Hin-Urdu | 17 | 0 | 19 | 0 | 36 |
| 14 | Eng-Marathi | 7 | 0 | 20 | 0 | 27 |
| 15 | Eng-Kannada | 9 | 0 | 54 | 0 | 63 |
| 16 | Tel-Kannada | 19 | 19 | 17 | 0 | 55 |
| 17 | Tel-Marathi | 6 | 34 | 7 | 0 | 47 |
| 18 | Tel-Oriya | 170 | 97 | 94 | 0 | 361 |
| 19 | Tel-Tamil | 39 | 37 | 29 | 0 | 105 |
| 20 | Tel-Urdu | 982 | 289 | 865 | 0 | 2136 |
| 21 | Tel-Hindi | 12 | 0 | 54 | 0 | 66 |
| 22 | Tel-Bengali | 3 | 0 | 0 | 0 | 3 |
| 23 | Tel-Marathi-Urdu | 7 | 9 | 23 | 0 | 39 |
| 24 | Tel-Eng-Urdu-Hin | 0 | 0 | 24 | 0 | 24 |
| 25 | Tel-Eng-Urdu-Tam | 0 | 0 | 41 | 0 | 41 |
| 26 | Tel-Eng-Urdu-Marthi | 0 | 0 | 29 | 0 | 29 |
| 27 | Tel-Eng-Urdu-Kannada | 0 | 0 | 35 | 0 | 35 |
| 28 | Hindi-Bengali | 37 | 3 | 0 | 0 | 40 |
| | TOTAL | 9729 | 7871 | 104587 | 963 | 123150 |

CLASS WISE AND CASTE

| Sc Enrolment | | | ST Enrolment | | | |
|--------------|----------------|----------------|----------------|---------------|---------------|----------------|
| Class | Boys | Girls | Total | Boys | Girls | Total |
| Primary | 29045 | 22730 | 51775 | 13039 | 9009 | 22048 |
| I | 152743 | 145451 | 298194 | 100523 | 95574 | 196097 |
| II | 139222 | 136542 | 275764 | 81523 | 79741 | 161264 |
| III | 132330 | 129546 | 261876 | 77230 | 72355 | 149585 |
| IV | 131129 | 127456 | 258585 | 70271 | 64652 | 134923 |
| V | 132601 | 130939 | 263540 | 66863 | 61328 | 128191 |
| VI | 124178 | 122706 | 246884 | 57716 | 49946 | 107662 |
| VII | 111966 | 109880 | 221846 | 50474 | 43138 | 93612 |
| VIII | 104995 | 102190 | 207185 | 44710 | 38703 | 83413 |
| IX | 101971 | 101185 | 203156 | 41297 | 36888 | 78185 |
| X | 98192 | 96251 | 194443 | 38916 | 34149 | 73065 |
| XI | 2207 | 4827 | 7034 | 261 | 286 | 547 |
| XII | 1813 | 4095 | 5908 | 197 | 226 | 423 |
| TOTAL | 1262392 | 1233798 | 2496190 | 643020 | 585995 | 1229015 |

Source : DISE Data 2010-11(as on 30th Sept, 2010)

WISE ENROLMENT 2010-2011

| BC Enrolment | | | ALL Enrolment | | |
|----------------|----------------|----------------|----------------|----------------|-----------------|
| Boys | Girls | Total | Boys | Girls | Total |
| 105328 | 80465 | 185793 | 218987 | 171489 | 390476 |
| 364933 | 340537 | 705470 | 803984 | 752683 | 1556667 |
| 336529 | 324938 | 661467 | 736481 | 709846 | 1446327 |
| 322177 | 314377 | 636554 | 706355 | 683132 | 1389487 |
| 315774 | 309805 | 625579 | 690966 | 668319 | 1359285 |
| 320042 | 313573 | 633615 | 695578 | 677596 | 1373174 |
| 305697 | 302272 | 607969 | 661286 | 644742 | 1306028 |
| 291066 | 282404 | 573470 | 620083 | 599521 | 1219604 |
| 267413 | 258828 | 526241 | 568707 | 549221 | 1117928 |
| 260166 | 251115 | 511281 | 551501 | 536845 | 1088346 |
| 253561 | 240611 | 494172 | 535059 | 515517 | 1050576 |
| 396 | 501 | 897 | 4367 | 6796 | 11163 |
| 352 | 429 | 781 | 3507 | 5618 | 9125 |
| 3143434 | 3019855 | 6163289 | 6796861 | 6521325 | 13318186 |

MANAGEMENT WISE TOTAL SCHOOLS 2010-11

| Sl.No. | District | CG | SG | MPP/ZPP | MPL | PA | PUA | Total |
|-----------------------|---------------|------------|-------------|--------------|-------------|-------------|--------------|---------------|
| 1 | Srikakulam | 4 | 354 | 3161 | 82 | 26 | 495 | 4122 |
| 2 | Vizianagaram | 4 | 537 | 2180 | 115 | 91 | 490 | 3417 |
| 3 | Visakhapatnam | 11 | 919 | 2833 | 149 | 94 | 873 | 4879 |
| 4 | East Godavari | 4 | 352 | 3437 | 287 | 159 | 1208 | 5447 |
| 5 | West Godavari | 2 | 150 | 2702 | 214 | 307 | 690 | 4065 |
| 6 | Krishna | 7 | 36 | 2580 | 177 | 632 | 700 | 4132 |
| 7 | Guntur | 3 | 93 | 3078 | 296 | 376 | 364 | 4210 |
| 8 | Prakasam | 2 | 150 | 3333 | 54 | 252 | 463 | 4254 |
| 9 | Nellore | 8 | 70 | 3436 | 104 | 123 | 490 | 4231 |
| 10 | Chittoor | 3 | 121 | 5047 | 155 | 67 | 968 | 6361 |
| 11 | Kadapa | 2 | 70 | 3425 | 87 | 147 | 812 | 4543 |
| 12 | Anantapur | 10 | 78 | 3684 | 247 | 48 | 777 | 4844 |
| 13 | Kurnool | 2 | 166 | 2489 | 140 | 178 | 813 | 3788 |
| 14 | Mahabubnagar | 1 | 270 | 3668 | 0 | 54 | 996 | 4989 |
| 15 | Rangareddy | 18 | 94 | 2351 | 0 | 50 | 2267 | 4780 |
| 16 | Hyderabad | 13 | 823 | 0 | 0 | 335 | 1828 | 2999 |
| 17 | Medak | 2 | 158 | 2897 | 0 | 9 | 651 | 3717 |
| 18 | Nizamabad | 1 | 182 | 2160 | 0 | 41 | 809 | 3193 |
| 19 | Adilabad | 2 | 1244 | 2745 | 0 | 42 | 774 | 4807 |
| 20 | Karimnagar | 3 | 164 | 3096 | 0 | 47 | 1583 | 4893 |
| 21 | Warangal | 6 | 471 | 2914 | 0 | 115 | 1344 | 4850 |
| 22 | Khammam | 3 | 621 | 2742 | 0 | 79 | 560 | 4005 |
| 23 | Nalgonda | 2 | 210 | 3251 | 0 | 88 | 1127 | 4678 |
| ANDHRA PRADESH | | 113 | 7333 | 67209 | 2107 | 3360 | 21082 | 101204 |

Source : DISE Data 2010-11(as on 30th Sept, 2010)

MANAGEMENT WISE PRIMARY SCHOOLS 2010-11

| Sl.No. | District | CG | SG | MPP/ZPP | MPL | PA | PUA | Total |
|-----------------------|---------------|-----------|-------------|--------------|-------------|-------------|-------------|--------------|
| 1 | Srikakulam | 1 | 254 | 2296 | 61 | 18 | 123 | 2753 |
| 2 | Vizianagaram | 2 | 438 | 1748 | 104 | 73 | 152 | 2517 |
| 3 | Visakhapatnam | 1 | 701 | 2282 | 118 | 53 | 222 | 3377 |
| 4 | East Godavari | 1 | 243 | 2685 | 227 | 79 | 410 | 3645 |
| 5 | West Godavari | 0 | 94 | 2143 | 164 | 249 | 206 | 2856 |
| 6 | Krishna | 2 | 5 | 1823 | 131 | 494 | 238 | 2693 |
| 7 | Guntur | 0 | 41 | 2424 | 239 | 240 | 118 | 3062 |
| 8 | Prakasam | 0 | 80 | 2655 | 43 | 164 | 144 | 3086 |
| 9 | Nellore | 2 | 28 | 2664 | 80 | 74 | 161 | 3009 |
| 10 | Chittoor | 0 | 53 | 4048 | 107 | 36 | 342 | 4586 |
| 11 | Cuddapah | 0 | 12 | 2845 | 69 | 75 | 321 | 3322 |
| 12 | Anantapur | 3 | 7 | 2690 | 179 | 31 | 250 | 3160 |
| 13 | Kurnool | 0 | 72 | 1717 | 115 | 102 | 255 | 2261 |
| 14 | Mahabubnagar | 0 | 138 | 2587 | 0 | 28 | 380 | 3133 |
| 15 | Ranga Reddi | 1 | 42 | 1683 | 0 | 20 | 898 | 2644 |
| 16 | Hyderabad | 4 | 630 | 0 | 0 | 152 | 742 | 1528 |
| 17 | Medak | 0 | 76 | 2008 | 0 | 4 | 233 | 2321 |
| 18 | Nizamabad | 0 | 96 | 1508 | 0 | 20 | 269 | 1893 |
| 19 | Adilabad | 0 | 1025 | 2014 | 0 | 19 | 285 | 3343 |
| 20 | Karimnagar | 1 | 77 | 2148 | 0 | 23 | 626 | 2875 |
| 21 | Warangal | 2 | 339 | 2117 | 0 | 54 | 513 | 3025 |
| 22 | Khammam | 0 | 478 | 1974 | 0 | 52 | 210 | 2714 |
| 23 | Nalgonda | 1 | 114 | 2428 | 0 | 50 | 438 | 3031 |
| ANDHRA PRADESH | | 21 | 5043 | 50487 | 1637 | 2110 | 7536 | 66834 |

Source : DISE Data 2010-11(as on 30th Sept, 2010)

MANAGEMENT WISE UPPER PRIMARY SCHOOLS 2010-11

| Sl.No. | District | CG | SG | MPP/ZPP | MPL | PA | PUA | Total |
|-----------------------|---------------|----------|------------|-------------|------------|------------|-------------|--------------|
| 1 | Srikakulam | 0 | 19 | 548 | 8 | 5 | 247 | 827 |
| 2 | Vizianagaram | 0 | 24 | 216 | 1 | 4 | 208 | 453 |
| 3 | Visakhapatnam | 0 | 87 | 304 | 4 | 14 | 394 | 803 |
| 4 | East Godavari | 0 | 38 | 302 | 11 | 32 | 468 | 851 |
| 5 | West Godavari | 0 | 5 | 227 | 16 | 15 | 267 | 530 |
| 6 | Krishna | 0 | 1 | 449 | 5 | 71 | 202 | 728 |
| 7 | Guntur | 0 | 3 | 340 | 29 | 40 | 77 | 489 |
| 8 | Prakasam | 0 | 3 | 379 | 4 | 33 | 105 | 524 |
| 9 | Nellore | 1 | 1 | 469 | 4 | 29 | 148 | 652 |
| 10 | Chittoor | 0 | 6 | 491 | 25 | 6 | 293 | 821 |
| 11 | Kadapa | 0 | 1 | 282 | 3 | 29 | 175 | 490 |
| 12 | Anantapur | 0 | 3 | 617 | 39 | 1 | 297 | 957 |
| 13 | Kurnool | 0 | 9 | 439 | 9 | 28 | 333 | 818 |
| 14 | Mahabubnagar | 0 | 13 | 586 | 0 | 7 | 283 | 889 |
| 15 | Rangareddy | 0 | 12 | 258 | 0 | 10 | 491 | 771 |
| 16 | Hyderabad | 0 | 10 | 0 | 0 | 43 | 296 | 349 |
| 17 | Medak | 0 | 6 | 414 | 0 | 1 | 201 | 622 |
| 18 | Nizamabad | 0 | 20 | 257 | 0 | 5 | 289 | 571 |
| 19 | Adilabad | 1 | 61 | 382 | 0 | 3 | 230 | 677 |
| 20 | Karimnagar | 0 | 8 | 341 | 0 | 4 | 398 | 751 |
| 21 | Warangal | 0 | 15 | 338 | 0 | 27 | 315 | 695 |
| 22 | Khammam | 0 | 22 | 458 | 0 | 4 | 141 | 625 |
| 23 | Nalgonda | 0 | 16 | 277 | 0 | 9 | 226 | 528 |
| ANDHRA PRADESH | | 2 | 383 | 8374 | 158 | 420 | 6084 | 15421 |

Source : DISE Data 2010-11(as on 30th Sept, 2010)

MANAGEMENT WISE HIGH SCHOOLS 2010-11

| Sl.No. | District | CG | SG | MPP/ZPP | MPL | PA | PUA | Total |
|-----------------------|---------------|-----------|-------------|-------------|------------|------------|-------------|--------------|
| 1 | Srikakulam | 1 | 75 | 317 | 13 | 3 | 125 | 534 |
| 2 | Vizianagaram | 0 | 70 | 216 | 10 | 14 | 130 | 440 |
| 3 | Visakhapatnam | 3 | 125 | 247 | 27 | 27 | 256 | 685 |
| 4 | East Godavari | 1 | 66 | 450 | 49 | 48 | 330 | 944 |
| 5 | West Godavari | 1 | 47 | 332 | 34 | 43 | 215 | 672 |
| 6 | Krishna | 4 | 27 | 308 | 41 | 67 | 258 | 705 |
| 7 | Guntur | 0 | 45 | 314 | 28 | 96 | 169 | 652 |
| 8 | Prakasam | 1 | 62 | 299 | 7 | 55 | 214 | 638 |
| 9 | Nellore | 3 | 34 | 303 | 20 | 20 | 180 | 560 |
| 10 | Chittoor | 1 | 55 | 508 | 23 | 25 | 331 | 943 |
| 11 | Kadapa | 1 | 52 | 298 | 15 | 43 | 316 | 725 |
| 12 | Anantapur | 6 | 64 | 377 | 29 | 16 | 228 | 720 |
| 13 | Kurnool | 0 | 84 | 333 | 16 | 48 | 225 | 706 |
| 14 | Mahabubnagar | 0 | 111 | 495 | 0 | 19 | 333 | 958 |
| 15 | Ranga Reddi | 10 | 38 | 410 | 0 | 20 | 867 | 1345 |
| 16 | Hyderabad | 5 | 183 | 0 | 0 | 140 | 781 | 1109 |
| 17 | Medak | 0 | 72 | 475 | 0 | 4 | 216 | 767 |
| 18 | Nizamabad | 0 | 65 | 395 | 0 | 16 | 251 | 727 |
| 19 | Adilabad | 0 | 158 | 349 | 0 | 20 | 259 | 786 |
| 20 | Karimnagar | 0 | 70 | 607 | 0 | 20 | 559 | 1256 |
| 21 | Warangal | 3 | 111 | 459 | 0 | 34 | 516 | 1123 |
| 22 | Khammam | 1 | 121 | 310 | 0 | 23 | 209 | 664 |
| 23 | Nalgonda | 0 | 79 | 546 | 0 | 29 | 463 | 1117 |
| ANDHRA PRADESH | | 41 | 1814 | 8348 | 312 | 830 | 7431 | 18776 |

Source : DISE Data 2010-11(as on 30th Sept, 2010)

MANAGEMENT WISE HIGHER SECONDARY SCHOOLS 2010-11

| Sl.No. | District | CG | SG | MPP/ZPP | MPL | PA | PUA | Total |
|-----------------------|---------------|-----------|-----------|----------|----------|----------|-----------|------------|
| 1 | Srikakulam | 2 | 6 | 0 | 0 | 0 | 0 | 8 |
| 2 | Vizianagaram | 2 | 5 | 0 | 0 | 0 | 0 | 7 |
| 3 | Visakhapatnam | 7 | 6 | 0 | 0 | 0 | 1 | 14 |
| 4 | East Godavari | 2 | 5 | 0 | 0 | 0 | 0 | 7 |
| 5 | West Godavari | 1 | 4 | 0 | 0 | 0 | 2 | 7 |
| 6 | Krishna | 1 | 3 | 0 | 0 | 0 | 2 | 6 |
| 7 | Guntur | 3 | 4 | 0 | 0 | 0 | 0 | 7 |
| 8 | Prakasam | 1 | 5 | 0 | 0 | 0 | 0 | 6 |
| 9 | Nellore | 2 | 7 | 0 | 0 | 0 | 1 | 10 |
| 10 | Chittoor | 2 | 7 | 0 | 0 | 0 | 2 | 11 |
| 11 | Kadapa | 1 | 5 | 0 | 0 | 0 | 0 | 6 |
| 12 | Anantapur | 1 | 4 | 0 | 0 | 0 | 2 | 7 |
| 13 | Kurnool | 2 | 1 | 0 | 0 | 0 | 0 | 3 |
| 14 | Mahabubnagar | 1 | 8 | 0 | 0 | 0 | 0 | 9 |
| 15 | Rangareddy | 7 | 2 | 0 | 0 | 0 | 11 | 20 |
| 16 | Hyderabad | 4 | 0 | 0 | 0 | 0 | 9 | 13 |
| 17 | Medak | 2 | 4 | 0 | 0 | 0 | 1 | 7 |
| 18 | Nizamabad | 1 | 1 | 0 | 0 | 0 | 0 | 2 |
| 19 | Adilabad | 1 | 0 | 0 | 0 | 0 | 0 | 1 |
| 20 | Karimnagar | 2 | 9 | 0 | 0 | 0 | 0 | 11 |
| 21 | Warangal | 1 | 6 | 0 | 0 | 0 | 0 | 7 |
| 22 | Khammam | 2 | 0 | 0 | 0 | 0 | 0 | 2 |
| 23 | Nalgonda | 1 | 1 | 0 | 0 | 0 | 0 | 2 |
| ANDHRA PRADESH | | 49 | 93 | 0 | 0 | 0 | 31 | 173 |

Source : DISE Data 2010-11(as on 30th Sept, 2010)

ANDHRA PRADESH DISTRICT WISE SCHOOLS 2010-2011



MANAGEMENT WISE ENROLMENT IN

| Sl. No. | Name of the District | Central Government | | | State Government | | | MPP-ZPP | | |
|-----------------------|----------------------|--------------------|-------------|-------------|------------------|---------------|---------------|----------------|----------------|----------------|
| | | Boys | Girls | Total | Boys | Girls | Total | Boys | Girls | Total |
| 1 | Srikakulam | 49 | 52 | 101 | 2467 | 2800 | 5267 | 51214 | 55011 | 106225 |
| 2 | Vizianagaram | 88 | 83 | 171 | 6135 | 5463 | 11598 | 45618 | 48969 | 94587 |
| 3 | Visakhapatnam | 82 | 76 | 158 | 13906 | 14752 | 28658 | 55139 | 61387 | 116526 |
| 4 | East Godavari | 34 | 46 | 80 | 2940 | 3150 | 6090 | 82103 | 88733 | 170836 |
| 5 | West Godavari | 0 | 0 | 0 | 1532 | 1393 | 2925 | 64791 | 68698 | 133489 |
| 6 | Krishna | 117 | 157 | 274 | 302 | 155 | 457 | 42261 | 46077 | 88338 |
| 7 | Guntur | 0 | 0 | 0 | 715 | 1000 | 1715 | 66176 | 72164 | 138340 |
| 8 | Prakasam | 0 | 0 | 0 | 1946 | 2013 | 3959 | 72557 | 77397 | 149954 |
| 9 | Nellore | 102 | 112 | 214 | 642 | 690 | 1332 | 53346 | 55499 | 108845 |
| 10 | Chittoor | 0 | 0 | 0 | 1123 | 1292 | 2415 | 73128 | 78687 | 151815 |
| 11 | Kadapa | 0 | 0 | 0 | 381 | 554 | 935 | 52338 | 59010 | 111348 |
| 12 | Anantapur | 175 | 159 | 334 | 223 | 526 | 749 | 66254 | 70367 | 136621 |
| 13 | Kurnool | 0 | 0 | 0 | 2154 | 2828 | 4982 | 80548 | 87168 | 167716 |
| 14 | Mahabubnagar | 0 | 0 | 0 | 4158 | 5788 | 9946 | 87854 | 96661 | 184515 |
| 15 | Rangareddy | 63 | 15 | 78 | 1820 | 2683 | 4503 | 69146 | 76571 | 145717 |
| 16 | Hyderabad | 369 | 395 | 764 | 35510 | 41071 | 76581 | 0 | 0 | 0 |
| 17 | Medak | 0 | 0 | 0 | 3169 | 4022 | 7191 | 69340 | 73855 | 143195 |
| 18 | Nizamabad | 0 | 0 | 0 | 4533 | 5852 | 10385 | 42903 | 47867 | 90770 |
| 19 | Adilabad | 0 | 0 | 0 | 17663 | 19359 | 37022 | 51939 | 55728 | 107667 |
| 20 | Karimnagar | 11 | 5 | 16 | 2694 | 3518 | 6212 | 47149 | 54380 | 101529 |
| 21 | Warangal | 64 | 68 | 132 | 7174 | 8799 | 15973 | 50202 | 57544 | 107746 |
| 22 | Khammam | 0 | 0 | 0 | 10154 | 9974 | 20128 | 46812 | 49688 | 96500 |
| 23 | Nalgonda | 240 | 159 | 399 | 2479 | 3648 | 6127 | 63952 | 72388 | 136340 |
| ANDHRA PRADESH | | 1394 | 1327 | 2721 | 123820 | 141330 | 265150 | 1334770 | 1453849 | 2788619 |

Source : DISE Data 2010-11(as on 30th Sept, 2010)

PRIMARY SCHOOLS 2010-2011

| Municipal | | | Private-Aided | | | Private-Unaided | | | Total | | |
|--------------|--------------|---------------|---------------|---------------|---------------|-----------------|---------------|----------------|----------------|----------------|----------------|
| Boys | Girls | Total | Boys | Girls | Total | Boys | Girls | Total | Boys | Girls | Total |
| 2454 | 2781 | 5235 | 1066 | 1104 | 2170 | 16739 | 10833 | 27572 | 73989 | 72581 | 146570 |
| 3692 | 4055 | 7747 | 3107 | 3764 | 6871 | 20371 | 14988 | 35359 | 79011 | 77322 | 156333 |
| 6840 | 7679 | 14519 | 4009 | 5525 | 9534 | 35129 | 27407 | 62536 | 115105 | 116826 | 231931 |
| 11353 | 12000 | 23353 | 4878 | 6201 | 11079 | 57560 | 45451 | 103011 | 158868 | 155581 | 314449 |
| 5840 | 6868 | 12708 | 8415 | 8896 | 17311 | 35502 | 28103 | 63605 | 116080 | 113958 | 230038 |
| 7199 | 8454 | 15653 | 15947 | 17609 | 33556 | 44429 | 35822 | 80251 | 110255 | 108274 | 218529 |
| 7215 | 8123 | 15338 | 11261 | 12009 | 23270 | 25898 | 18748 | 44646 | 111265 | 112044 | 223309 |
| 1284 | 1367 | 2651 | 9931 | 9877 | 19808 | 21737 | 15711 | 37448 | 107455 | 106365 | 213820 |
| 3970 | 4129 | 8099 | 3764 | 4004 | 7768 | 17143 | 13933 | 31076 | 78967 | 78367 | 157334 |
| 4661 | 5074 | 9735 | 1403 | 1635 | 3038 | 52546 | 39324 | 91870 | 132861 | 126012 | 258873 |
| 2442 | 3111 | 5553 | 3595 | 3671 | 7266 | 49142 | 35631 | 84773 | 107898 | 101977 | 209875 |
| 7423 | 8659 | 16082 | 1737 | 2092 | 3829 | 35887 | 26876 | 62763 | 111699 | 108679 | 220378 |
| 5285 | 6497 | 11782 | 7623 | 7684 | 15307 | 46804 | 31999 | 78803 | 142414 | 136176 | 278590 |
| 0 | 0 | 0 | 2777 | 2769 | 5546 | 46121 | 31078 | 77199 | 140910 | 136296 | 277206 |
| 0 | 0 | 0 | 2936 | 2972 | 5908 | 150288 | 126276 | 276564 | 224253 | 208517 | 432770 |
| 0 | 0 | 0 | 12966 | 24511 | 37477 | 116007 | 103515 | 219522 | 164852 | 169492 | 334344 |
| 0 | 0 | 0 | 679 | 504 | 1183 | 36907 | 27651 | 64558 | 110095 | 106032 | 216127 |
| 0 | 0 | 0 | 2691 | 3953 | 6644 | 41774 | 30757 | 72531 | 91901 | 88429 | 180330 |
| 0 | 0 | 0 | 1770 | 1924 | 3694 | 39958 | 30149 | 70107 | 111330 | 107160 | 218490 |
| 0 | 0 | 0 | 2045 | 2116 | 4161 | 69946 | 56148 | 126094 | 121845 | 116167 | 238012 |
| 0 | 0 | 0 | 3065 | 4778 | 7843 | 77504 | 57099 | 134603 | 138009 | 128288 | 266297 |
| 0 | 0 | 0 | 4342 | 4760 | 9102 | 28670 | 22887 | 51557 | 89978 | 87309 | 177287 |
| 0 | 0 | 0 | 5019 | 6270 | 11289 | 64335 | 44514 | 108849 | 136025 | 126979 | 263004 |
| 69658 | 78797 | 148455 | 115026 | 138628 | 253654 | 1130397 | 874900 | 2005297 | 2775065 | 2688831 | 5463896 |

MANAGEMENT WISE ENROLMENT IN

| Sl. No. | Name of the District | Central Government | | | State Government | | | MPP-ZPP | | |
|-----------------------|----------------------|--------------------|------------|------------|------------------|--------------|--------------|---------------|---------------|---------------|
| | | Boys | Girls | Total | Boys | Girls | Total | Boys | Girls | Total |
| 1 | Srikakulam | 0 | 0 | 0 | 1885 | 1145 | 3030 | 27766 | 30951 | 58717 |
| 2 | Vizianagaram | 0 | 0 | 0 | 2230 | 977 | 3207 | 13698 | 14993 | 28691 |
| 3 | Visakhapatnam | 0 | 0 | 0 | 7072 | 4057 | 11129 | 16160 | 18506 | 34666 |
| 4 | East Godavari | 0 | 0 | 0 | 2682 | 2004 | 4686 | 20059 | 22808 | 42867 |
| 5 | West Godavari | 0 | 0 | 0 | 251 | 258 | 509 | 15595 | 16481 | 32076 |
| 6 | Krishna | 0 | 0 | 0 | 42 | 0 | 42 | 19756 | 22214 | 41970 |
| 7 | Guntur | 0 | 0 | 0 | 140 | 375 | 515 | 19718 | 21887 | 41605 |
| 8 | Prakasam | 0 | 0 | 0 | 285 | 83 | 368 | 20529 | 23041 | 43570 |
| 9 | Nellore | 233 | 219 | 452 | 20 | 0 | 20 | 18777 | 20215 | 38992 |
| 10 | Chittoor | 0 | 0 | 0 | 560 | 224 | 784 | 18683 | 20473 | 39156 |
| 11 | Kadapa | 0 | 0 | 0 | 13 | 0 | 13 | 10255 | 12743 | 22998 |
| 12 | Anantapur | 0 | 0 | 0 | 319 | 120 | 439 | 34833 | 37483 | 72316 |
| 13 | Kurnool | 0 | 0 | 0 | 702 | 548 | 1250 | 35667 | 37349 | 73016 |
| 14 | Mahabubnagar | 0 | 0 | 0 | 1516 | 1136 | 2652 | 42455 | 46324 | 88779 |
| 15 | Rangareddy | 0 | 0 | 0 | 904 | 1030 | 1934 | 16408 | 18986 | 35394 |
| 16 | Hyderabad | 0 | 0 | 0 | 651 | 1325 | 1976 | 0 | 0 | 0 |
| 17 | Medak | 0 | 0 | 0 | 533 | 377 | 910 | 25413 | 27782 | 53195 |
| 18 | Nizamabad | 0 | 0 | 0 | 1810 | 1488 | 3298 | 12448 | 14678 | 27126 |
| 19 | Adilabad | 176 | 104 | 280 | 5531 | 3118 | 8649 | 20461 | 22200 | 42661 |
| 20 | Karimnagar | 0 | 0 | 0 | 527 | 384 | 911 | 15002 | 17684 | 32686 |
| 21 | Warangal | 0 | 0 | 0 | 583 | 978 | 1561 | 16858 | 19828 | 36686 |
| 22 | Khammam | 0 | 0 | 0 | 1765 | 1457 | 3222 | 20872 | 22045 | 42917 |
| 23 | Nalgonda | 0 | 0 | 0 | 953 | 1332 | 2285 | 15878 | 18625 | 34503 |
| ANDHRA PRADESH | | 409 | 323 | 732 | 30974 | 22416 | 53390 | 457291 | 507296 | 964587 |

Source : DISE Data 2010-11(as on 30th Sept, 2010)

UPPER PRIMARY SCHOOLS 2010-2011

| Municipal | | | Private-Aided | | | Private-Unaided | | | Total | | |
|--------------|--------------|--------------|---------------|--------------|--------------|-----------------|---------------|----------------|----------------|----------------|----------------|
| Boys | Girls | Total | Boys | Girls | Total | Boys | Girls | Total | Boys | Girls | Total |
| 276 | 370 | 646 | 317 | 390 | 707 | 23829 | 15824 | 39653 | 54073 | 48680 | 102753 |
| 60 | 69 | 129 | 311 | 431 | 742 | 17546 | 12714 | 30260 | 33845 | 29184 | 63029 |
| 509 | 724 | 1233 | 1029 | 2289 | 3318 | 42559 | 32871 | 75430 | 67329 | 58447 | 125776 |
| 859 | 798 | 1657 | 2987 | 2803 | 5790 | 49811 | 39748 | 89559 | 76398 | 68161 | 144559 |
| 1450 | 1545 | 2995 | 1358 | 1344 | 2702 | 28896 | 23458 | 52354 | 47550 | 43086 | 90636 |
| 315 | 409 | 724 | 6052 | 6663 | 12715 | 21893 | 17439 | 39332 | 48058 | 46725 | 94783 |
| 1910 | 2071 | 3981 | 3571 | 3278 | 6849 | 11318 | 8946 | 20264 | 36657 | 36557 | 73214 |
| 486 | 493 | 979 | 4064 | 4152 | 8216 | 15151 | 10889 | 26040 | 40515 | 38658 | 79173 |
| 479 | 404 | 883 | 2814 | 2853 | 5667 | 15527 | 12577 | 28104 | 37850 | 36268 | 74118 |
| 2021 | 2247 | 4268 | 634 | 712 | 1346 | 30318 | 23147 | 53465 | 52216 | 46803 | 99019 |
| 268 | 271 | 539 | 3276 | 3213 | 6489 | 21540 | 15946 | 37486 | 35352 | 32173 | 67525 |
| 3963 | 4877 | 8840 | 29 | 40 | 69 | 30716 | 22371 | 53087 | 69860 | 64891 | 134751 |
| 497 | 956 | 1453 | 3379 | 3860 | 7239 | 40967 | 28673 | 69640 | 81212 | 71386 | 152598 |
| 0 | 0 | 0 | 485 | 410 | 895 | 32640 | 22384 | 55024 | 77096 | 70254 | 147350 |
| 0 | 0 | 0 | 1156 | 1181 | 2337 | 66002 | 56604 | 122606 | 84470 | 77801 | 162271 |
| 0 | 0 | 0 | 4292 | 4064 | 8356 | 32091 | 29884 | 61975 | 37034 | 35273 | 72307 |
| 0 | 0 | 0 | 15 | 24 | 39 | 20322 | 16226 | 36548 | 46283 | 44409 | 90692 |
| 0 | 0 | 0 | 380 | 443 | 823 | 30918 | 25551 | 56469 | 45556 | 42160 | 87716 |
| 0 | 0 | 0 | 152 | 132 | 284 | 23961 | 19028 | 42989 | 50281 | 44582 | 94863 |
| 0 | 0 | 0 | 537 | 439 | 976 | 40791 | 35128 | 75919 | 56857 | 53635 | 110492 |
| 0 | 0 | 0 | 795 | 763 | 1558 | 34564 | 27854 | 62418 | 52800 | 49423 | 102223 |
| 0 | 0 | 0 | 375 | 495 | 870 | 16671 | 13527 | 30198 | 39683 | 37524 | 77207 |
| 0 | 0 | 0 | 1187 | 1152 | 2339 | 25477 | 18071 | 43548 | 43495 | 39180 | 82675 |
| 13093 | 15234 | 28327 | 39195 | 41131 | 80326 | 673508 | 528860 | 1202368 | 1214470 | 1115260 | 2329730 |

MANAGEMENT WISE ENROLMENT

| Sl No. | Name of the District | Central Government | | | State Government | | | MPP-ZPP | | |
|-----------------------|----------------------|--------------------|-------------|--------------|------------------|---------------|---------------|----------------|----------------|----------------|
| | | Boys | Girls | Total | Boys | Girls | Total | Boys | Girls | Total |
| 1 | Srikakulam | 60 | 101 | 161 | 14481 | 14326 | 28807 | 43892 | 45868 | 89760 |
| 2 | Vizianagaram | 0 | 0 | 0 | 9555 | 11139 | 20694 | 38081 | 37381 | 75462 |
| 3 | Visakhapatnam | 1678 | 1577 | 3255 | 22016 | 23031 | 45047 | 42545 | 45488 | 88033 |
| 4 | East Godavari | 81 | 116 | 197 | 14457 | 14755 | 29212 | 79649 | 90539 | 170188 |
| 5 | West Godavari | 151 | 138 | 289 | 6919 | 7211 | 14130 | 62924 | 69461 | 132385 |
| 6 | Krishna | 643 | 673 | 1316 | 4287 | 6516 | 10803 | 50048 | 50617 | 100665 |
| 7 | Guntur | 0 | 0 | 0 | 4616 | 6884 | 11500 | 52219 | 52389 | 104608 |
| 8 | Prakasam | 169 | 161 | 330 | 8005 | 11504 | 19509 | 38712 | 38810 | 77522 |
| 9 | Nellore | 125 | 128 | 253 | 7483 | 5143 | 12626 | 36144 | 39236 | 75380 |
| 10 | Chittoor | 195 | 167 | 362 | 11547 | 10684 | 22231 | 66298 | 69926 | 136224 |
| 11 | Kadapa | 49 | 31 | 80 | 4700 | 9432 | 14132 | 30037 | 36100 | 66137 |
| 12 | Anantapur | 894 | 886 | 1780 | 11774 | 13238 | 25012 | 60130 | 64115 | 124245 |
| 13 | Kurnool | 0 | 0 | 0 | 12827 | 17095 | 29922 | 60508 | 52615 | 113123 |
| 14 | Mahabubnagar | 0 | 0 | 0 | 12183 | 16011 | 28194 | 73001 | 66168 | 139169 |
| 15 | Rangareddy | 2874 | 2727 | 5601 | 3769 | 7239 | 11008 | 59396 | 63690 | 123086 |
| 16 | Hyderabad | 1105 | 1273 | 2378 | 18125 | 27801 | 45926 | 0 | 0 | 0 |
| 17 | Medak | 0 | 0 | 0 | 10008 | 11128 | 21136 | 61397 | 64118 | 125515 |
| 18 | Nizamabad | 0 | 0 | 0 | 7156 | 12106 | 19262 | 47854 | 51124 | 98978 |
| 19 | Adilabad | 0 | 0 | 0 | 18583 | 24310 | 42893 | 40523 | 41576 | 82099 |
| 20 | Karimnagar | 0 | 0 | 0 | 7939 | 10173 | 18112 | 65916 | 79240 | 145156 |
| 21 | Warangal | 542 | 524 | 1066 | 13844 | 17843 | 31687 | 53074 | 59820 | 112894 |
| 22 | Khammam | 351 | 301 | 652 | 20028 | 21445 | 41473 | 38451 | 41957 | 80408 |
| 23 | Nalgonda | 0 | 0 | 0 | 6790 | 13897 | 20687 | 66386 | 68327 | 134713 |
| ANDHRA PRADESH | | 8917 | 8803 | 17720 | 251092 | 312911 | 564003 | 1167185 | 1228565 | 2395750 |

Source : DISE Data 2010-11(as on 30th Sept, 2010)

IN HIGH SCHOOLS 2010-2011

| Municipal | | | Private-Aided | | | Private-Unaided | | | Total | | |
|-----------|-------|--------|---------------|--------|--------|-----------------|--------|---------|---------|---------|---------|
| Boys | Girls | Total | Boys | Girls | Total | Boys | Girls | Total | Boys | Girls | Total |
| 1718 | 3142 | 4860 | 421 | 473 | 894 | 21180 | 13776 | 34956 | 81752 | 77686 | 159438 |
| 2374 | 2697 | 5071 | 3026 | 3944 | 6970 | 19792 | 13563 | 33355 | 72828 | 68724 | 141552 |
| 5617 | 6698 | 12315 | 7174 | 7493 | 14667 | 54088 | 44298 | 98386 | 133118 | 128585 | 261703 |
| 9147 | 10650 | 19797 | 7737 | 8489 | 16226 | 44842 | 34700 | 79542 | 155913 | 159249 | 315162 |
| 5811 | 7937 | 13748 | 8457 | 8959 | 17416 | 33752 | 25865 | 59617 | 118014 | 119571 | 237585 |
| 6588 | 8221 | 14809 | 9599 | 11979 | 21578 | 53056 | 42189 | 95245 | 124221 | 120195 | 244416 |
| 6417 | 6919 | 13336 | 15516 | 16816 | 32332 | 40703 | 29286 | 69989 | 119471 | 112294 | 231765 |
| 1158 | 1552 | 2710 | 7446 | 5903 | 13349 | 34772 | 24623 | 59395 | 90262 | 82553 | 172815 |
| 2911 | 3638 | 6549 | 4028 | 4054 | 8082 | 28557 | 21755 | 50312 | 79248 | 73954 | 153202 |
| 5413 | 5573 | 10986 | 3258 | 4179 | 7437 | 46521 | 33836 | 80357 | 133232 | 124365 | 257597 |
| 2498 | 3228 | 5726 | 7288 | 6410 | 13698 | 53196 | 37670 | 90866 | 97768 | 92871 | 190639 |
| 6998 | 8461 | 15459 | 1854 | 2708 | 4562 | 34596 | 25149 | 59745 | 116246 | 114557 | 230803 |
| 4547 | 4401 | 8948 | 7791 | 8164 | 15955 | 42963 | 27569 | 70532 | 128636 | 109844 | 238480 |
| 0 | 0 | 0 | 2087 | 2499 | 4586 | 39423 | 26017 | 65440 | 126694 | 110695 | 237389 |
| 0 | 0 | 0 | 2356 | 2934 | 5290 | 140995 | 118042 | 259037 | 209390 | 194632 | 404022 |
| 0 | 0 | 0 | 11680 | 25048 | 36728 | 121633 | 111336 | 232969 | 152543 | 165458 | 318001 |
| 0 | 0 | 0 | 911 | 667 | 1578 | 31324 | 23747 | 55071 | 103640 | 99660 | 203300 |
| 0 | 0 | 0 | 2241 | 3838 | 6079 | 40314 | 27072 | 67386 | 97565 | 94140 | 191705 |
| 0 | 0 | 0 | 2449 | 2858 | 5307 | 31679 | 24598 | 56277 | 93234 | 93342 | 186576 |
| 0 | 0 | 0 | 1840 | 1897 | 3737 | 70582 | 57660 | 128242 | 146277 | 148970 | 295247 |
| 0 | 0 | 0 | 2439 | 5190 | 7629 | 70790 | 50197 | 120987 | 140689 | 133574 | 274263 |
| 0 | 0 | 0 | 3118 | 4697 | 7815 | 34887 | 27838 | 62725 | 96835 | 96238 | 193073 |
| 0 | 0 | 0 | 4104 | 5017 | 9121 | 55869 | 38567 | 94436 | 133149 | 125808 | 258957 |
| 61197 | 73117 | 134314 | 116820 | 144216 | 261036 | 1145514 | 879353 | 2024867 | 2750725 | 2646965 | 5397690 |

MANAGEMENT WISE ENROLMENT

| Sl. No. | Name of the District | Central Government | | | State Government | | | MPP-ZPP | | |
|-----------------------|----------------------|--------------------|--------------|--------------|------------------|--------------|--------------|----------|----------|----------|
| | | Boys | Girls | Total | Boys | Girls | Total | Boys | Girls | Total |
| 1 | Srikakulam | 622 | 445 | 1067 | 427 | 2599 | 3026 | 0 | 0 | 0 |
| 2 | Vizianagaram | 830 | 149 | 979 | 536 | 2513 | 3049 | 0 | 0 | 0 |
| 3 | Visakhapatnam | 5757 | 4549 | 10306 | 1553 | 1615 | 3168 | 0 | 0 | 0 |
| 4 | East Godavari | 510 | 384 | 894 | 536 | 2153 | 2689 | 0 | 0 | 0 |
| 5 | West Godavari | 282 | 170 | 452 | 587 | 1901 | 2488 | 0 | 0 | 0 |
| 6 | Krishna | 294 | 183 | 477 | 328 | 1070 | 1398 | 0 | 0 | 0 |
| 7 | Guntur | 1117 | 797 | 1914 | 538 | 1812 | 2350 | 0 | 0 | 0 |
| 8 | Prakasam | 276 | 151 | 427 | 507 | 2249 | 2756 | 0 | 0 | 0 |
| 9 | Nellore | 766 | 557 | 1323 | 591 | 4162 | 4753 | 0 | 0 | 0 |
| 10 | Chittoor | 905 | 846 | 1751 | 570 | 3516 | 4086 | 0 | 0 | 0 |
| 11 | Kadapa | 276 | 142 | 418 | 850 | 1141 | 1991 | 0 | 0 | 0 |
| 12 | Anantapur | 318 | 169 | 487 | 1042 | 1308 | 2350 | 0 | 0 | 0 |
| 13 | Kurnool | 729 | 497 | 1226 | 533 | 0 | 533 | 0 | 0 | 0 |
| 14 | Mahabubnagar | 276 | 199 | 475 | 516 | 4507 | 5023 | 0 | 0 | 0 |
| 15 | Rangareddy | 2845 | 2724 | 5569 | 559 | 496 | 1055 | 0 | 0 | 0 |
| 16 | Hyderabad | 4985 | 3993 | 8978 | 0 | 0 | 0 | 0 | 0 | 0 |
| 17 | Medak | 843 | 643 | 1486 | 1177 | 1404 | 2581 | 0 | 0 | 0 |
| 18 | Nizamabad | 293 | 151 | 444 | 547 | 0 | 547 | 0 | 0 | 0 |
| 19 | Adilabad | 292 | 153 | 445 | 0 | 0 | 0 | 0 | 0 | 0 |
| 20 | Karimnagar | 568 | 408 | 976 | 1706 | 3077 | 4783 | 0 | 0 | 0 |
| 21 | Warangal | 282 | 156 | 438 | 1158 | 2690 | 3848 | 0 | 0 | 0 |
| 22 | Khammam | 692 | 536 | 1228 | 0 | 0 | 0 | 0 | 0 | 0 |
| 23 | Nalgonda | 306 | 156 | 462 | 549 | 0 | 549 | 0 | 0 | 0 |
| ANDHRA PRADESH | | 24064 | 18158 | 42222 | 14810 | 38213 | 53023 | 0 | 0 | 0 |

Source : DISE Data 2010-11(as on 30th Sept, 2010)

IN HIGHER SECONDARY SCHOOLS 2010-2011

| Municipal | | | Private-Aided | | | Private-Unaided | | | Total | | |
|-----------|-------|-------|---------------|-------|-------|-----------------|-------|-------|-------|-------|--------|
| Boys | Girls | Total | Boys | Girls | Total | Boys | Girls | Total | Boys | Girls | Total |
| 0 | 0 | 0 | 0 | 0 | 0 | 0 | 0 | 0 | 1049 | 3044 | 4093 |
| 0 | 0 | 0 | 0 | 0 | 0 | 0 | 0 | 0 | 1366 | 2662 | 4028 |
| 0 | 0 | 0 | 0 | 0 | 0 | 978 | 829 | 1807 | 8288 | 6993 | 15281 |
| 0 | 0 | 0 | 0 | 0 | 0 | 0 | 0 | 0 | 1046 | 2537 | 3583 |
| 0 | 0 | 0 | 0 | 0 | 0 | 1285 | 956 | 2241 | 2154 | 3027 | 5181 |
| 0 | 0 | 0 | 0 | 0 | 0 | 849 | 533 | 1382 | 1471 | 1786 | 3257 |
| 0 | 0 | 0 | 0 | 0 | 0 | 0 | 0 | 0 | 1655 | 2609 | 4264 |
| 0 | 0 | 0 | 0 | 0 | 0 | 0 | 0 | 0 | 783 | 2400 | 3183 |
| 0 | 0 | 0 | 0 | 0 | 0 | 144 | 103 | 247 | 1501 | 4822 | 6323 |
| 0 | 0 | 0 | 0 | 0 | 0 | 667 | 455 | 1122 | 2142 | 4817 | 6959 |
| 0 | 0 | 0 | 0 | 0 | 0 | 0 | 0 | 0 | 1126 | 1283 | 2409 |
| 0 | 0 | 0 | 0 | 0 | 0 | 1222 | 831 | 2053 | 2582 | 2308 | 4890 |
| 0 | 0 | 0 | 0 | 0 | 0 | 0 | 0 | 0 | 1262 | 497 | 1759 |
| 0 | 0 | 0 | 0 | 0 | 0 | 0 | 0 | 0 | 792 | 4706 | 5498 |
| 0 | 0 | 0 | 0 | 0 | 0 | 6672 | 4345 | 11017 | 10076 | 7565 | 17641 |
| 0 | 0 | 0 | 0 | 0 | 0 | 5586 | 5741 | 11327 | 10571 | 9734 | 20305 |
| 0 | 0 | 0 | 0 | 0 | 0 | 324 | 105 | 429 | 2344 | 2152 | 4496 |
| 0 | 0 | 0 | 0 | 0 | 0 | 0 | 0 | 0 | 840 | 151 | 991 |
| 0 | 0 | 0 | 0 | 0 | 0 | 0 | 0 | 0 | 292 | 153 | 445 |
| 0 | 0 | 0 | 0 | 0 | 0 | 0 | 0 | 0 | 2274 | 3485 | 5759 |
| 0 | 0 | 0 | 0 | 0 | 0 | 0 | 0 | 0 | 1440 | 2846 | 4286 |
| 0 | 0 | 0 | 0 | 0 | 0 | 0 | 0 | 0 | 692 | 536 | 1228 |
| 0 | 0 | 0 | 0 | 0 | 0 | 0 | 0 | 0 | 855 | 156 | 1011 |
| 0 | 0 | 0 | 0 | 0 | 0 | 17727 | 13898 | 31625 | 56601 | 70269 | 126870 |

MANAGEMENT WISE ENROLMENT

| Sl. No. | Name of the District | Central Government | | | State Government | | | MPP-ZPP | | |
|-----------------------|----------------------|--------------------|--------------|--------------|------------------|---------------|---------------|----------------|----------------|----------------|
| | | Boys | Girls | Total | Boys | Girls | Total | Boys | Girls | Total |
| 1 | Srikakulam | 731 | 598 | 1329 | 19260 | 20870 | 40130 | 122872 | 131830 | 254702 |
| 2 | Vizianagaram | 918 | 232 | 1150 | 18456 | 20092 | 38548 | 97397 | 101343 | 198740 |
| 3 | Visakhapatnam | 7517 | 6202 | 13719 | 44547 | 43455 | 88002 | 113844 | 125381 | 239225 |
| 4 | East Godavari | 625 | 546 | 1171 | 20615 | 22062 | 42677 | 181811 | 202080 | 383891 |
| 5 | West Godavari | 433 | 308 | 741 | 9289 | 10763 | 20052 | 143310 | 154640 | 297950 |
| 6 | Krishna | 1054 | 1013 | 2067 | 4959 | 7741 | 12700 | 112065 | 118908 | 230973 |
| 7 | Guntur | 1117 | 797 | 1914 | 6009 | 10071 | 16080 | 138113 | 146440 | 284553 |
| 8 | Prakasam | 445 | 312 | 757 | 10743 | 15849 | 26592 | 131798 | 139248 | 271046 |
| 9 | Nellore | 1226 | 1016 | 2242 | 8736 | 9995 | 18731 | 108267 | 114950 | 223217 |
| 10 | Chittoor | 1100 | 1013 | 2113 | 13800 | 15716 | 29516 | 158109 | 169086 | 327195 |
| 11 | Kadapa | 325 | 173 | 498 | 5944 | 11127 | 17071 | 92630 | 107853 | 200483 |
| 12 | Anantapur | 1387 | 1214 | 2601 | 13358 | 15192 | 28550 | 161217 | 171965 | 333182 |
| 13 | Kurnool | 729 | 497 | 1226 | 16216 | 20471 | 36687 | 176723 | 177132 | 353855 |
| 14 | Mahabubnagar | 276 | 199 | 475 | 18373 | 27442 | 45815 | 203310 | 209153 | 412463 |
| 15 | Rangareddy | 5782 | 5466 | 11248 | 7052 | 11448 | 18500 | 144950 | 159247 | 304197 |
| 16 | Hyderabad | 6459 | 5661 | 12120 | 54286 | 70197 | 124483 | 0 | 0 | 0 |
| 17 | Medak | 843 | 643 | 1486 | 14887 | 16931 | 31818 | 156150 | 165755 | 321905 |
| 18 | Nizamabad | 293 | 151 | 444 | 14046 | 19446 | 33492 | 103205 | 113669 | 216874 |
| 19 | Adilabad | 468 | 257 | 725 | 41777 | 46787 | 88564 | 112923 | 119504 | 232427 |
| 20 | Karimnagar | 579 | 413 | 992 | 12866 | 17152 | 30018 | 128067 | 151304 | 279371 |
| 21 | Warangal | 888 | 748 | 1636 | 22759 | 30310 | 53069 | 120134 | 137192 | 257326 |
| 22 | Khammam | 1043 | 837 | 1880 | 31947 | 32876 | 64823 | 106135 | 113690 | 219825 |
| 23 | Nalgonda | 546 | 315 | 861 | 10771 | 18877 | 29648 | 146216 | 159340 | 305556 |
| ANDHRA PRADESH | | 34784 | 28611 | 63395 | 420696 | 514870 | 935566 | 2959246 | 3189710 | 6148956 |

Source : DISE Data 2010-11(as on 30th Sept, 2010)

IN TOTAL SCHOOLS 2010 - 2011

| Municipal | | | Private-Aided | | | Private-Unaided | | | Total | | |
|-----------|--------|--------|---------------|--------|--------|-----------------|---------|---------|---------|---------|----------|
| Boys | Girls | Total | Boys | Girls | Total | Boys | Girls | Total | Boys | Girls | Total |
| 4448 | 6293 | 10741 | 1804 | 1967 | 3771 | 61748 | 40433 | 102181 | 210863 | 201991 | 412854 |
| 6126 | 6821 | 12947 | 6444 | 8139 | 14583 | 57709 | 41265 | 98974 | 187050 | 177892 | 364942 |
| 12966 | 15101 | 28067 | 12212 | 15307 | 27519 | 132754 | 105405 | 238159 | 323840 | 310851 | 634691 |
| 21359 | 23448 | 44807 | 15602 | 17493 | 33095 | 152213 | 119899 | 272112 | 392225 | 385528 | 777753 |
| 13101 | 16350 | 29451 | 18230 | 19199 | 37429 | 99435 | 78382 | 177817 | 283798 | 279642 | 563440 |
| 14102 | 17084 | 31186 | 31598 | 36251 | 67849 | 120227 | 95983 | 216210 | 284005 | 276980 | 560985 |
| 15542 | 17113 | 32655 | 30348 | 32103 | 62451 | 77919 | 56980 | 134899 | 269048 | 263504 | 532552 |
| 2928 | 3412 | 6340 | 21441 | 19932 | 41373 | 71660 | 51223 | 122883 | 239015 | 229976 | 468991 |
| 7360 | 8171 | 15531 | 10606 | 10911 | 21517 | 61371 | 48368 | 109739 | 197566 | 193411 | 390977 |
| 12095 | 12894 | 24989 | 5295 | 6526 | 11821 | 130052 | 96762 | 226814 | 320451 | 301997 | 622448 |
| 5208 | 6610 | 11818 | 14159 | 13294 | 27453 | 123878 | 89247 | 213125 | 242144 | 228304 | 470448 |
| 18384 | 21997 | 40381 | 3620 | 4840 | 8460 | 102421 | 75227 | 177648 | 300387 | 290435 | 590822 |
| 10329 | 11854 | 22183 | 18793 | 19708 | 38501 | 130734 | 88241 | 218975 | 353524 | 317903 | 671427 |
| 0 | 0 | 0 | 5349 | 5678 | 11027 | 118184 | 79479 | 197663 | 345492 | 321951 | 667443 |
| 0 | 0 | 0 | 6448 | 7087 | 13535 | 363957 | 305267 | 669224 | 528189 | 488515 | 1016704 |
| 0 | 0 | 0 | 28938 | 53623 | 82561 | 275317 | 250476 | 525793 | 365000 | 379957 | 744957 |
| 0 | 0 | 0 | 1605 | 1195 | 2800 | 88877 | 67729 | 156606 | 262362 | 252253 | 514615 |
| 0 | 0 | 0 | 5312 | 8234 | 13546 | 113006 | 83380 | 196386 | 235862 | 224880 | 460742 |
| 0 | 0 | 0 | 4371 | 4914 | 9285 | 95598 | 73775 | 169373 | 255137 | 245237 | 500374 |
| 0 | 0 | 0 | 4422 | 4452 | 8874 | 181319 | 148936 | 330255 | 327253 | 322257 | 649510 |
| 0 | 0 | 0 | 6299 | 10731 | 17030 | 182858 | 135150 | 318008 | 332938 | 314131 | 647069 |
| 0 | 0 | 0 | 7835 | 9952 | 17787 | 80228 | 64252 | 144480 | 227188 | 221607 | 448795 |
| 0 | 0 | 0 | 10310 | 12439 | 22749 | 145681 | 101152 | 246833 | 313524 | 292123 | 605647 |
| 143948 | 167148 | 311096 | 271041 | 323975 | 595016 | 2967146 | 2297011 | 5264157 | 6796861 | 6521325 | 13318186 |

TYPE WISE TOTAL

| Sl. No. | Name of the District | Primary | | | Upper Primary | | |
|-----------------------|----------------------|----------------|----------------|----------------|----------------|----------------|----------------|
| | | Boys | Girls | Total | Boys | Girls | Total |
| 1 | Srikakulam | 73989 | 72581 | 146570 | 54073 | 48680 | 102753 |
| 2 | Vizianagaram | 79011 | 77322 | 156333 | 33845 | 29184 | 63029 |
| 3 | Visakhapatnam | 115105 | 116826 | 231931 | 67329 | 58447 | 125776 |
| 4 | East Godavari | 158868 | 155581 | 314449 | 76398 | 68161 | 144559 |
| 5 | West Godavari | 116080 | 113958 | 230038 | 47550 | 43086 | 90636 |
| 6 | Krishna | 110255 | 108274 | 218529 | 48058 | 46725 | 94783 |
| 7 | Guntur | 111265 | 112044 | 223309 | 36657 | 36557 | 73214 |
| 8 | Prakasam | 107455 | 106365 | 213820 | 40515 | 38658 | 79173 |
| 9 | Nellore | 78967 | 78367 | 157334 | 37850 | 36268 | 74118 |
| 10 | Chittoor | 132861 | 126012 | 258873 | 52216 | 46803 | 99019 |
| 11 | Kadapa | 107898 | 101977 | 209875 | 35352 | 32173 | 67525 |
| 12 | Anantapur | 111699 | 108679 | 220378 | 69860 | 64891 | 134751 |
| 13 | Kurnool | 142414 | 136176 | 278590 | 81212 | 71386 | 152598 |
| 14 | Mahabubnagar | 140910 | 136296 | 277206 | 77096 | 70254 | 147350 |
| 15 | Rangareddy | 224253 | 208517 | 432770 | 84470 | 77801 | 162271 |
| 16 | Hyderabad | 164852 | 169492 | 334344 | 37034 | 35273 | 72307 |
| 17 | Medak | 110095 | 106032 | 216127 | 46283 | 44409 | 90692 |
| 18 | Nizamabad | 91901 | 88429 | 180330 | 45556 | 42160 | 87716 |
| 19 | Adilabad | 111330 | 107160 | 218490 | 50281 | 44582 | 94863 |
| 20 | Karimnagar | 121845 | 116167 | 238012 | 56857 | 53635 | 110492 |
| 21 | Warangal | 138009 | 128288 | 266297 | 52800 | 49423 | 102223 |
| 22 | Khammam | 89978 | 87309 | 177287 | 39683 | 37524 | 77207 |
| 23 | Nalgonda | 136025 | 126979 | 263004 | 43495 | 39180 | 82675 |
| ANDHRA PRADESH | | 2775065 | 2688831 | 5463896 | 1214470 | 1115260 | 2329730 |

ENROLMENT 2010-2011

| High Schools | | | Higher Secondary | | | Total | | |
|----------------|----------------|----------------|------------------|--------------|---------------|----------------|----------------|-----------------|
| Boys | Girls | Total | Boys | Girls | Total | Boys | Girls | Total |
| 81752 | 77686 | 159438 | 1049 | 3044 | 4093 | 210863 | 201991 | 412854 |
| 72828 | 68724 | 141552 | 1366 | 2662 | 4028 | 187050 | 177892 | 364942 |
| 133118 | 128585 | 261703 | 8288 | 6993 | 15281 | 323840 | 310851 | 634691 |
| 155913 | 159249 | 315162 | 1046 | 2537 | 3583 | 392225 | 385528 | 777753 |
| 118014 | 119571 | 237585 | 2154 | 3027 | 5181 | 283798 | 279642 | 563440 |
| 124221 | 120195 | 244416 | 1471 | 1786 | 3257 | 284005 | 276980 | 560985 |
| 119471 | 112294 | 231765 | 1655 | 2609 | 4264 | 269048 | 263504 | 532552 |
| 90262 | 82553 | 172815 | 783 | 2400 | 3183 | 239015 | 229976 | 468991 |
| 79248 | 73954 | 153202 | 1501 | 4822 | 6323 | 197566 | 193411 | 390977 |
| 133232 | 124365 | 257597 | 2142 | 4817 | 6959 | 320451 | 301997 | 622448 |
| 97768 | 92871 | 190639 | 1126 | 1283 | 2409 | 242144 | 228304 | 470448 |
| 116246 | 114557 | 230803 | 2582 | 2308 | 4890 | 300387 | 290435 | 590822 |
| 128636 | 109844 | 238480 | 1262 | 497 | 1759 | 353524 | 317903 | 671427 |
| 126694 | 110695 | 237389 | 792 | 4706 | 5498 | 345492 | 321951 | 667443 |
| 209390 | 194632 | 404022 | 10076 | 7565 | 17641 | 528189 | 488515 | 1016704 |
| 152543 | 165458 | 318001 | 10571 | 9734 | 20305 | 365000 | 379957 | 744957 |
| 103640 | 99660 | 203300 | 2344 | 2152 | 4496 | 262362 | 252253 | 514615 |
| 97565 | 94140 | 191705 | 840 | 151 | 991 | 235862 | 224880 | 460742 |
| 93234 | 93342 | 186576 | 292 | 153 | 445 | 255137 | 245237 | 500374 |
| 146277 | 148970 | 295247 | 2274 | 3485 | 5759 | 327253 | 322257 | 649510 |
| 140689 | 133574 | 274263 | 1440 | 2846 | 4286 | 332938 | 314131 | 647069 |
| 96835 | 96238 | 193073 | 692 | 536 | 1228 | 227188 | 221607 | 448795 |
| 133149 | 125808 | 258957 | 855 | 156 | 1011 | 313524 | 292123 | 605647 |
| 2750725 | 2646965 | 5397690 | 56601 | 70269 | 126870 | 6796861 | 6521325 | 13318186 |

Source : DISE Data 2010-11(as on 30th Sept, 2010)

MANAGEMENT WISE TEACHERS

| Sl. No. | Name of the District | Central Government | | | State Government | | | MPP-ZPP | | |
|-----------------------|----------------------|--------------------|-----------|------------|------------------|-------------|-------------|--------------|--------------|--------------|
| | | Men | Women | Total | Men | Women | Total | Men | Women | Total |
| 1 | Srikakulam | 2 | 0 | 2 | 247 | 52 | 299 | 2785 | 1260 | 4045 |
| 2 | Vizianagaram | 7 | 6 | 13 | 434 | 141 | 575 | 2712 | 1310 | 4022 |
| 3 | Visakhapatnam | 3 | 1 | 4 | 576 | 165 | 741 | 2301 | 1554 | 3855 |
| 4 | East Godavari | 4 | 5 | 9 | 232 | 98 | 330 | 3544 | 2377 | 5921 |
| 5 | West Godavari | 0 | 0 | 0 | 138 | 75 | 213 | 2767 | 2075 | 4842 |
| 6 | Krishna | 4 | 9 | 13 | 6 | 3 | 9 | 1771 | 1999 | 3770 |
| 7 | Guntur | 0 | 0 | 0 | 47 | 27 | 74 | 3013 | 2686 | 5699 |
| 8 | Prakasam | 0 | 0 | 0 | 75 | 31 | 106 | 3429 | 2033 | 5462 |
| 9 | Nellore | 5 | 0 | 5 | 19 | 15 | 34 | 2942 | 1842 | 4784 |
| 10 | Chittoor | 0 | 0 | 0 | 39 | 39 | 78 | 3945 | 2556 | 6501 |
| 11 | Kadapa | 0 | 0 | 0 | 20 | 14 | 34 | 3491 | 1964 | 5455 |
| 12 | Anantapur | 10 | 9 | 19 | 5 | 8 | 13 | 2628 | 1587 | 4215 |
| 13 | Kurnool | 0 | 0 | 0 | 50 | 49 | 99 | 2398 | 1631 | 4029 |
| 14 | Mahabubnagar | 0 | 0 | 0 | 113 | 146 | 259 | 2757 | 1795 | 4552 |
| 15 | Rangareddy | 7 | 0 | 7 | 21 | 48 | 69 | 1520 | 1423 | 2943 |
| 16 | Hyderabad | 12 | 32 | 44 | 531 | 2043 | 2574 | 0 | 0 | 0 |
| 17 | Medak | 0 | 0 | 0 | 69 | 80 | 149 | 2269 | 1478 | 3747 |
| 18 | Nizamabad | 0 | 0 | 0 | 85 | 104 | 189 | 1731 | 1157 | 2888 |
| 19 | Adilabad | 0 | 0 | 0 | 1025 | 209 | 1234 | 2108 | 949 | 3057 |
| 20 | Karimnagar | 9 | 12 | 21 | 60 | 99 | 159 | 2577 | 1709 | 4286 |
| 21 | Warangal | 8 | 11 | 19 | 539 | 216 | 755 | 3068 | 1569 | 4637 |
| 22 | Khammam | 0 | 0 | 0 | 561 | 255 | 816 | 2067 | 1330 | 3397 |
| 23 | Nalgonda | 2 | 6 | 8 | 105 | 92 | 197 | 3163 | 1707 | 4870 |
| ANDHRA PRADESH | | 73 | 91 | 164 | 4997 | 4009 | 9006 | 58986 | 37991 | 96977 |

Source : DISE Data 2010-11(as on 30th Sept, 2010)

IN PRIMARY SCHOOLS 2010 - 2011

| Municipal | | | Private-Aided | | | Private-Unaided | | | Total | | |
|-------------|-------------|-------------|---------------|-------------|-------------|-----------------|--------------|--------------|--------------|--------------|---------------|
| Men | Women | Total | Men | Women | Total | Men | Women | Total | Men | Women | Total |
| 56 | 40 | 96 | 25 | 32 | 57 | 379 | 598 | 977 | 3494 | 1982 | 5476 |
| 160 | 109 | 269 | 95 | 61 | 156 | 440 | 607 | 1047 | 3848 | 2234 | 6082 |
| 100 | 155 | 255 | 68 | 151 | 219 | 470 | 1150 | 1620 | 3518 | 3176 | 6694 |
| 257 | 293 | 550 | 128 | 117 | 245 | 899 | 2059 | 2958 | 5064 | 4949 | 10013 |
| 146 | 210 | 356 | 254 | 295 | 549 | 472 | 1410 | 1882 | 3777 | 4065 | 7842 |
| 90 | 192 | 282 | 380 | 641 | 1021 | 430 | 1484 | 1914 | 2681 | 4328 | 7009 |
| 274 | 384 | 658 | 309 | 369 | 678 | 221 | 733 | 954 | 3864 | 4199 | 8063 |
| 37 | 43 | 80 | 425 | 148 | 573 | 349 | 652 | 1001 | 4315 | 2907 | 7222 |
| 53 | 74 | 127 | 83 | 145 | 228 | 352 | 680 | 1032 | 3454 | 2756 | 6210 |
| 76 | 136 | 212 | 31 | 52 | 83 | 800 | 1723 | 2523 | 4891 | 4506 | 9397 |
| 72 | 107 | 179 | 138 | 89 | 227 | 1047 | 1187 | 2234 | 4768 | 3361 | 8129 |
| 119 | 176 | 295 | 39 | 53 | 92 | 670 | 1025 | 1695 | 3471 | 2858 | 6329 |
| 125 | 196 | 321 | 232 | 142 | 374 | 685 | 1481 | 2166 | 3490 | 3499 | 6989 |
| 0 | 0 | 0 | 108 | 84 | 192 | 1092 | 1800 | 2892 | 4070 | 3825 | 7895 |
| 0 | 0 | 0 | 23 | 104 | 127 | 1371 | 6329 | 7700 | 2942 | 7904 | 10846 |
| 0 | 0 | 0 | 57 | 767 | 824 | 787 | 5783 | 6570 | 1387 | 8625 | 10012 |
| 0 | 0 | 0 | 9 | 12 | 21 | 611 | 1644 | 2255 | 2958 | 3214 | 6172 |
| 0 | 0 | 0 | 48 | 103 | 151 | 821 | 1551 | 2372 | 2685 | 2915 | 5600 |
| 0 | 0 | 0 | 45 | 72 | 117 | 709 | 1206 | 1915 | 3887 | 2436 | 6323 |
| 0 | 0 | 0 | 43 | 76 | 119 | 1672 | 2560 | 4232 | 4361 | 4456 | 8817 |
| 0 | 0 | 0 | 108 | 167 | 275 | 1654 | 2080 | 3734 | 5377 | 4043 | 9420 |
| 0 | 0 | 0 | 58 | 190 | 248 | 654 | 1008 | 1662 | 3340 | 2783 | 6123 |
| 0 | 0 | 0 | 120 | 138 | 258 | 1053 | 1020 | 2073 | 4443 | 2963 | 7406 |
| 1565 | 2115 | 3680 | 2826 | 4008 | 6834 | 17638 | 39770 | 57408 | 86085 | 87984 | 174069 |

MANAGEMENT WISE TEACHERS

| Sl. No. | Name of the District | Central Government | | | State Government | | | MPP-ZPP | | |
|-----------------------|----------------------|--------------------|----------|-----------|------------------|------------|-------------|--------------|--------------|--------------|
| | | Men | Women | Total | Men | Women | Total | Men | Women | Total |
| 1 | Srikakulam | 0 | 0 | 0 | 106 | 16 | 122 | 1800 | 766 | 2566 |
| 2 | Vizianagaram | 0 | 0 | 0 | 84 | 13 | 97 | 875 | 387 | 1262 |
| 3 | Visakhapatnam | 0 | 0 | 0 | 181 | 28 | 209 | 576 | 467 | 1043 |
| 4 | East Godavari | 0 | 0 | 0 | 174 | 30 | 204 | 877 | 530 | 1407 |
| 5 | West Godavari | 0 | 0 | 0 | 20 | 12 | 32 | 730 | 547 | 1277 |
| 6 | Krishna | 0 | 0 | 0 | 0 | 0 | 0 | 1245 | 1211 | 2456 |
| 7 | Guntur | 0 | 0 | 0 | 9 | 3 | 12 | 801 | 714 | 1515 |
| 8 | Prakasam | 0 | 0 | 0 | 10 | 2 | 12 | 1251 | 800 | 2051 |
| 9 | Nellore | 5 | 1 | 6 | 7 | 1 | 8 | 1347 | 876 | 2223 |
| 10 | Chittoor | 0 | 0 | 0 | 11 | 15 | 26 | 1206 | 817 | 2023 |
| 11 | Kadapa | 0 | 0 | 0 | 5 | 1 | 6 | 872 | 505 | 1377 |
| 12 | Anantapur | 0 | 0 | 0 | 4 | 0 | 4 | 1651 | 1009 | 2660 |
| 13 | Kurnool | 0 | 0 | 0 | 14 | 13 | 27 | 896 | 594 | 1490 |
| 14 | Mahabubnagar | 0 | 0 | 0 | 36 | 4 | 40 | 1560 | 924 | 2484 |
| 15 | Rangareddy | 0 | 0 | 0 | 19 | 14 | 33 | 520 | 451 | 971 |
| 16 | Hyderabad | 0 | 0 | 0 | 13 | 61 | 74 | 0 | 0 | 0 |
| 17 | Medak | 0 | 0 | 0 | 15 | 18 | 33 | 958 | 553 | 1511 |
| 18 | Nizamabad | 0 | 0 | 0 | 52 | 35 | 87 | 783 | 442 | 1225 |
| 19 | Adilabad | 10 | 1 | 11 | 230 | 33 | 263 | 982 | 436 | 1418 |
| 20 | Karimnagar | 0 | 0 | 0 | 5 | 8 | 13 | 1157 | 618 | 1775 |
| 21 | Warangal | 0 | 0 | 0 | 39 | 40 | 79 | 1214 | 631 | 1845 |
| 22 | Khammam | 0 | 0 | 0 | 92 | 15 | 107 | 1159 | 602 | 1761 |
| 23 | Nalgonda | 0 | 0 | 0 | 39 | 25 | 64 | 778 | 514 | 1292 |
| ANDHRA PRADESH | | 15 | 2 | 17 | 1165 | 387 | 1552 | 23238 | 14394 | 37632 |

Source : DISE Data 2010-11(as on 30th Sept, 2010)

IN UPPER PRIMARY SCHOOLS 2010 - 2011

| Municipal | | | Private-Aided | | | Private-Unaided | | | Total | | |
|------------|------------|------------|---------------|-------------|-------------|-----------------|--------------|--------------|--------------|--------------|--------------|
| Men | Women | Total | Men | Women | Total | Men | Women | Total | Men | Women | Total |
| 17 | 8 | 25 | 21 | 5 | 26 | 1268 | 864 | 2132 | 3212 | 1659 | 4871 |
| 3 | 1 | 4 | 9 | 7 | 16 | 826 | 774 | 1600 | 1797 | 1182 | 2979 |
| 6 | 11 | 17 | 49 | 68 | 117 | 1554 | 1615 | 3169 | 2366 | 2189 | 4555 |
| 12 | 16 | 28 | 82 | 103 | 185 | 1672 | 2112 | 3784 | 2817 | 2791 | 5608 |
| 27 | 48 | 75 | 51 | 46 | 97 | 976 | 1411 | 2387 | 1804 | 2064 | 3868 |
| 3 | 15 | 18 | 138 | 256 | 394 | 581 | 1089 | 1670 | 1967 | 2571 | 4538 |
| 68 | 70 | 138 | 104 | 122 | 226 | 294 | 430 | 724 | 1276 | 1339 | 2615 |
| 11 | 7 | 18 | 159 | 51 | 210 | 494 | 480 | 974 | 1925 | 1340 | 3265 |
| 4 | 1 | 5 | 102 | 83 | 185 | 586 | 632 | 1218 | 2051 | 1594 | 3645 |
| 35 | 67 | 102 | 8 | 25 | 33 | 1068 | 1341 | 2409 | 2328 | 2265 | 4593 |
| 6 | 6 | 12 | 116 | 66 | 182 | 872 | 522 | 1394 | 1871 | 1100 | 2971 |
| 45 | 70 | 115 | 4 | 1 | 5 | 1359 | 879 | 2238 | 3063 | 1959 | 5022 |
| 10 | 33 | 43 | 96 | 62 | 158 | 1572 | 1428 | 3000 | 2588 | 2130 | 4718 |
| 0 | 0 | 0 | 32 | 13 | 45 | 1335 | 1154 | 2489 | 2963 | 2095 | 5058 |
| 0 | 0 | 0 | 12 | 55 | 67 | 1377 | 3098 | 4475 | 1928 | 3618 | 5546 |
| 0 | 0 | 0 | 39 | 220 | 259 | 512 | 2056 | 2568 | 564 | 2337 | 2901 |
| 0 | 0 | 0 | 3 | 1 | 4 | 997 | 930 | 1927 | 1973 | 1502 | 3475 |
| 0 | 0 | 0 | 19 | 16 | 35 | 1429 | 1315 | 2744 | 2283 | 1808 | 4091 |
| 0 | 0 | 0 | 2 | 6 | 8 | 854 | 726 | 1580 | 2078 | 1202 | 3280 |
| 0 | 0 | 0 | 10 | 13 | 23 | 1668 | 1382 | 3050 | 2840 | 2021 | 4861 |
| 0 | 0 | 0 | 115 | 50 | 165 | 1547 | 959 | 2506 | 2915 | 1680 | 4595 |
| 0 | 0 | 0 | 5 | 16 | 21 | 569 | 706 | 1275 | 1825 | 1339 | 3164 |
| 0 | 0 | 0 | 20 | 51 | 71 | 825 | 532 | 1357 | 1662 | 1122 | 2784 |
| 247 | 353 | 600 | 1196 | 1336 | 2532 | 24235 | 26435 | 50670 | 50096 | 42907 | 93003 |

MANAGEMENT WISE TEACHERS

| Sl. No. | Name of the District | Central Government | | | State Government | | | MPP-ZPP | | |
|-----------------------|----------------------|--------------------|------------|------------|------------------|-------------|--------------|--------------|--------------|--------------|
| | | Men | Women | Total | Men | Women | Total | Men | Women | Total |
| 1 | Srikakulam | 7 | 0 | 7 | 764 | 274 | 1038 | 2529 | 835 | 3364 |
| 2 | Vizianagaram | 0 | 0 | 0 | 383 | 199 | 582 | 2029 | 812 | 2841 |
| 3 | Visakhapatnam | 53 | 75 | 128 | 868 | 383 | 1251 | 1885 | 1419 | 3304 |
| 4 | East Godavari | 5 | 5 | 10 | 540 | 429 | 969 | 3783 | 2089 | 5872 |
| 5 | West Godavari | 9 | 2 | 11 | 322 | 263 | 585 | 2988 | 1879 | 4867 |
| 6 | Krishna | 39 | 26 | 65 | 198 | 197 | 395 | 2447 | 2029 | 4476 |
| 7 | Guntur | 0 | 0 | 0 | 201 | 218 | 419 | 2630 | 1754 | 4384 |
| 8 | Prakasam | 8 | 3 | 11 | 377 | 243 | 620 | 2683 | 1287 | 3970 |
| 9 | Nellore | 17 | 5 | 22 | 276 | 182 | 458 | 2709 | 1566 | 4275 |
| 10 | Chittoor | 7 | 7 | 14 | 422 | 346 | 768 | 3700 | 2156 | 5856 |
| 11 | Kadapa | 8 | 4 | 12 | 271 | 316 | 587 | 2344 | 1203 | 3547 |
| 12 | Anantapur | 57 | 31 | 88 | 381 | 249 | 630 | 3465 | 1754 | 5219 |
| 13 | Kurnool | 0 | 0 | 0 | 447 | 396 | 843 | 2662 | 1606 | 4268 |
| 14 | Mahabubnagar | 0 | 0 | 0 | 498 | 367 | 865 | 3771 | 1835 | 5606 |
| 15 | Rangareddy | 119 | 228 | 347 | 169 | 169 | 338 | 2465 | 1978 | 4443 |
| 16 | Hyderabad | 52 | 87 | 139 | 878 | 2014 | 2892 | 0 | 0 | 0 |
| 17 | Medak | 0 | 0 | 0 | 392 | 247 | 639 | 3344 | 1594 | 4938 |
| 18 | Nizamabad | 0 | 0 | 0 | 326 | 252 | 578 | 2911 | 1277 | 4188 |
| 19 | Adilabad | 0 | 0 | 0 | 915 | 307 | 1222 | 2550 | 886 | 3436 |
| 20 | Karimnagar | 0 | 0 | 0 | 343 | 232 | 575 | 4356 | 1757 | 6113 |
| 21 | Warangal | 26 | 10 | 36 | 678 | 345 | 1023 | 3509 | 1471 | 4980 |
| 22 | Khammam | 7 | 1 | 8 | 849 | 501 | 1350 | 2333 | 1335 | 3668 |
| 23 | Nalgonda | 0 | 0 | 0 | 362 | 321 | 683 | 3925 | 1691 | 5616 |
| ANDHRA PRADESH | | 414 | 484 | 898 | 10860 | 8450 | 19310 | 65018 | 34213 | 99231 |

Source : DISE Data 2010-11(as on 30th Sept, 2010)

IN HIGH SCHOOLS 2010 - 2011

| Municipal | | | Private-Aided | | | Private-Unaided | | | Total | | |
|-------------|-------------|-------------|---------------|-------------|-------------|-----------------|--------------|--------------|---------------|--------------|---------------|
| Men | Women | Total | Men | Women | Total | Men | Women | Total | Men | Women | Total |
| 74 | 57 | 131 | 13 | 13 | 26 | 877 | 446 | 1323 | 4264 | 1625 | 5889 |
| 94 | 97 | 191 | 56 | 38 | 94 | 893 | 393 | 1286 | 3455 | 1539 | 4994 |
| 184 | 208 | 392 | 142 | 164 | 306 | 1426 | 2125 | 3551 | 4558 | 4374 | 8932 |
| 294 | 277 | 571 | 259 | 243 | 502 | 1861 | 1417 | 3278 | 6742 | 4460 | 11202 |
| 235 | 228 | 463 | 253 | 258 | 511 | 1438 | 1165 | 2603 | 5245 | 3795 | 9040 |
| 251 | 300 | 551 | 270 | 404 | 674 | 1383 | 1643 | 3026 | 4588 | 4599 | 9187 |
| 192 | 226 | 418 | 477 | 443 | 920 | 1129 | 1156 | 2285 | 4629 | 3797 | 8426 |
| 76 | 57 | 133 | 270 | 133 | 403 | 1463 | 683 | 2146 | 4877 | 2406 | 7283 |
| 123 | 103 | 226 | 119 | 83 | 202 | 1033 | 721 | 1754 | 4277 | 2660 | 6937 |
| 106 | 168 | 274 | 110 | 99 | 209 | 2029 | 1307 | 3336 | 6374 | 4083 | 10457 |
| 97 | 86 | 183 | 291 | 144 | 435 | 2125 | 874 | 2999 | 5136 | 2627 | 7763 |
| 186 | 192 | 378 | 68 | 75 | 143 | 1334 | 791 | 2125 | 5491 | 3092 | 8583 |
| 115 | 96 | 211 | 252 | 151 | 403 | 1447 | 975 | 2422 | 4923 | 3224 | 8147 |
| 0 | 0 | 0 | 87 | 57 | 144 | 1916 | 1048 | 2964 | 6272 | 3307 | 9579 |
| 0 | 0 | 0 | 59 | 98 | 157 | 3343 | 5949 | 9292 | 6155 | 8422 | 14577 |
| 0 | 0 | 0 | 242 | 1008 | 1250 | 2247 | 6344 | 8591 | 3419 | 9453 | 12872 |
| 0 | 0 | 0 | 19 | 21 | 40 | 1379 | 1043 | 2422 | 5134 | 2905 | 8039 |
| 0 | 0 | 0 | 85 | 109 | 194 | 1556 | 892 | 2448 | 4878 | 2530 | 7408 |
| 0 | 0 | 0 | 115 | 88 | 203 | 1339 | 519 | 1858 | 4919 | 1800 | 6719 |
| 0 | 0 | 0 | 87 | 99 | 186 | 3201 | 1340 | 4541 | 7987 | 3428 | 11415 |
| 0 | 0 | 0 | 140 | 146 | 286 | 3085 | 1380 | 4465 | 7438 | 3352 | 10790 |
| 0 | 0 | 0 | 84 | 161 | 245 | 1247 | 1011 | 2258 | 4520 | 3009 | 7529 |
| 0 | 0 | 0 | 127 | 149 | 276 | 2140 | 696 | 2836 | 6554 | 2857 | 9411 |
| 2027 | 2095 | 4122 | 3625 | 4184 | 7809 | 39891 | 33918 | 73809 | 121835 | 83344 | 205179 |

MANAGEMENT WISE TEACHERS

| Sl. No. | Name of the District | Central Government | | | State Government | | | MPP-ZPP | | |
|-----------------------|----------------------|--------------------|------------|-------------|------------------|------------|-------------|----------|----------|----------|
| | | Men | Women | Total | Men | Women | Total | Men | Women | Total |
| 1 | Srikakulam | 39 | 10 | 49 | 16 | 36 | 52 | 0 | 0 | 0 |
| 2 | Vizianagaram | 43 | 8 | 51 | 14 | 44 | 58 | 0 | 0 | 0 |
| 3 | Visakhapatnam | 141 | 151 | 292 | 43 | 31 | 74 | 0 | 0 | 0 |
| 4 | East Godavari | 37 | 13 | 50 | 24 | 47 | 71 | 0 | 0 | 0 |
| 5 | West Godavari | 14 | 10 | 24 | 19 | 58 | 77 | 0 | 0 | 0 |
| 6 | Krishna | 16 | 8 | 24 | 9 | 21 | 30 | 0 | 0 | 0 |
| 7 | Guntur | 53 | 27 | 80 | 24 | 39 | 63 | 0 | 0 | 0 |
| 8 | Prakasam | 13 | 9 | 22 | 24 | 39 | 63 | 0 | 0 | 0 |
| 9 | Nellore | 74 | 41 | 115 | 12 | 71 | 83 | 0 | 0 | 0 |
| 10 | Chittoor | 45 | 22 | 67 | 27 | 68 | 95 | 0 | 0 | 0 |
| 11 | Kadapa | 19 | 4 | 23 | 41 | 34 | 75 | 0 | 0 | 0 |
| 12 | Anantapur | 14 | 10 | 24 | 32 | 17 | 49 | 0 | 0 | 0 |
| 13 | Kurnool | 32 | 11 | 43 | 21 | 1 | 22 | 0 | 0 | 0 |
| 14 | Mahabubnagar | 19 | 2 | 21 | 26 | 60 | 86 | 0 | 0 | 0 |
| 15 | Rangareddy | 74 | 170 | 244 | 12 | 4 | 16 | 0 | 0 | 0 |
| 16 | Hyderabad | 70 | 195 | 265 | 0 | 0 | 0 | 0 | 0 | 0 |
| 17 | Medak | 34 | 30 | 64 | 23 | 26 | 49 | 0 | 0 | 0 |
| 18 | Nizamabad | 18 | 6 | 24 | 20 | 0 | 20 | 0 | 0 | 0 |
| 19 | Adilabad | 19 | 5 | 24 | 0 | 0 | 0 | 0 | 0 | 0 |
| 20 | Karimnagar | 26 | 13 | 39 | 58 | 51 | 109 | 0 | 0 | 0 |
| 21 | Warangal | 17 | 6 | 23 | 41 | 41 | 82 | 0 | 0 | 0 |
| 22 | Khammam | 39 | 39 | 78 | 0 | 0 | 0 | 0 | 0 | 0 |
| 23 | Nalgonda | 19 | 5 | 24 | 18 | 0 | 18 | 0 | 0 | 0 |
| ANDHRA PRADESH | | 875 | 795 | 1670 | 504 | 688 | 1192 | 0 | 0 | 0 |

Source : DISE Data 2010-11(as on 30th Sept, 2010)

IN HIGHER SECONDARY SCHOOLS 2010 - 2011

| Municipal | | | Private-Aided | | | Private-Unaided | | | Total | | |
|-----------|----------|----------|---------------|----------|----------|-----------------|------------|-------------|-------------|-------------|-------------|
| Men | Women | Total | Men | Women | Total | Men | Women | Total | Men | Women | Total |
| 0 | 0 | 0 | 0 | 0 | 0 | 0 | 0 | 0 | 55 | 46 | 101 |
| 0 | 0 | 0 | 0 | 0 | 0 | 0 | 0 | 0 | 57 | 52 | 109 |
| 0 | 0 | 0 | 0 | 0 | 0 | 25 | 38 | 63 | 209 | 220 | 429 |
| 0 | 0 | 0 | 0 | 0 | 0 | 0 | 0 | 0 | 61 | 60 | 121 |
| 0 | 0 | 0 | 0 | 0 | 0 | 52 | 59 | 111 | 85 | 127 | 212 |
| 0 | 0 | 0 | 0 | 0 | 0 | 46 | 30 | 76 | 71 | 59 | 130 |
| 0 | 0 | 0 | 0 | 0 | 0 | 0 | 0 | 0 | 77 | 66 | 143 |
| 0 | 0 | 0 | 0 | 0 | 0 | 0 | 0 | 0 | 37 | 48 | 85 |
| 0 | 0 | 0 | 0 | 0 | 0 | 4 | 4 | 8 | 90 | 116 | 206 |
| 0 | 0 | 0 | 0 | 0 | 0 | 65 | 39 | 104 | 137 | 129 | 266 |
| 0 | 0 | 0 | 0 | 0 | 0 | 0 | 0 | 0 | 60 | 38 | 98 |
| 0 | 0 | 0 | 0 | 0 | 0 | 23 | 46 | 69 | 69 | 73 | 142 |
| 0 | 0 | 0 | 0 | 0 | 0 | 0 | 0 | 0 | 53 | 12 | 65 |
| 0 | 0 | 0 | 0 | 0 | 0 | 0 | 0 | 0 | 45 | 62 | 107 |
| 0 | 0 | 0 | 0 | 0 | 0 | 129 | 274 | 403 | 215 | 448 | 663 |
| 0 | 0 | 0 | 0 | 0 | 0 | 73 | 492 | 565 | 143 | 687 | 830 |
| 0 | 0 | 0 | 0 | 0 | 0 | 27 | 16 | 43 | 84 | 72 | 156 |
| 0 | 0 | 0 | 0 | 0 | 0 | 0 | 0 | 0 | 38 | 6 | 44 |
| 0 | 0 | 0 | 0 | 0 | 0 | 0 | 0 | 0 | 19 | 5 | 24 |
| 0 | 0 | 0 | 0 | 0 | 0 | 0 | 0 | 0 | 84 | 64 | 148 |
| 0 | 0 | 0 | 0 | 0 | 0 | 0 | 0 | 0 | 58 | 47 | 105 |
| 0 | 0 | 0 | 0 | 0 | 0 | 0 | 0 | 0 | 39 | 39 | 78 |
| 0 | 0 | 0 | 0 | 0 | 0 | 0 | 0 | 0 | 37 | 5 | 42 |
| 0 | 0 | 0 | 0 | 0 | 0 | 444 | 998 | 1442 | 1823 | 2481 | 4304 |

MANAGEMENT WISE TEACHERS

| Sl. No. | Name of the District | Central Government | | | State Government | | | MPP-ZPP | | |
|-----------------------|----------------------|--------------------|-------------|-------------|------------------|--------------|--------------|---------------|--------------|---------------|
| | | Men | Women | Total | Men | Women | Total | Men | Women | Total |
| 1 | Srikakulam | 48 | 10 | 58 | 1133 | 378 | 1511 | 7114 | 2861 | 9975 |
| 2 | Vizianagaram | 50 | 14 | 64 | 915 | 397 | 1312 | 5616 | 2509 | 8125 |
| 3 | Visakhapatnam | 197 | 227 | 424 | 1668 | 607 | 2275 | 4762 | 3440 | 8202 |
| 4 | East Godavari | 46 | 23 | 69 | 970 | 604 | 1574 | 8204 | 4996 | 13200 |
| 5 | West Godavari | 23 | 12 | 35 | 499 | 408 | 907 | 6485 | 4501 | 10986 |
| 6 | Krishna | 59 | 43 | 102 | 213 | 221 | 434 | 5463 | 5239 | 10702 |
| 7 | Guntur | 53 | 27 | 80 | 281 | 287 | 568 | 6444 | 5154 | 11598 |
| 8 | Prakasam | 21 | 12 | 33 | 486 | 315 | 801 | 7363 | 4120 | 11483 |
| 9 | Nellore | 101 | 47 | 148 | 314 | 269 | 583 | 6998 | 4284 | 11282 |
| 10 | Chittoor | 52 | 29 | 81 | 499 | 468 | 967 | 8851 | 5529 | 14380 |
| 11 | Kadapa | 27 | 8 | 35 | 337 | 365 | 702 | 6707 | 3672 | 10379 |
| 12 | Anantapur | 81 | 50 | 131 | 422 | 274 | 696 | 7744 | 4350 | 12094 |
| 13 | Kurnool | 32 | 11 | 43 | 532 | 459 | 991 | 5956 | 3831 | 9787 |
| 14 | Mahabubnagar | 19 | 2 | 21 | 673 | 577 | 1250 | 8088 | 4554 | 12642 |
| 15 | Rangareddy | 200 | 398 | 598 | 221 | 235 | 456 | 4505 | 3852 | 8357 |
| 16 | Hyderabad | 134 | 314 | 448 | 1422 | 4118 | 5540 | 0 | 0 | 0 |
| 17 | Medak | 34 | 30 | 64 | 499 | 371 | 870 | 6571 | 3625 | 10196 |
| 18 | Nizamabad | 18 | 6 | 24 | 483 | 391 | 874 | 5425 | 2876 | 8301 |
| 19 | Adilabad | 29 | 6 | 35 | 2170 | 549 | 2719 | 5640 | 2271 | 7911 |
| 20 | Karimnagar | 35 | 25 | 60 | 466 | 390 | 856 | 8090 | 4084 | 12174 |
| 21 | Warangal | 51 | 27 | 78 | 1297 | 642 | 1939 | 7791 | 3671 | 11462 |
| 22 | Khammam | 46 | 40 | 86 | 1502 | 771 | 2273 | 5559 | 3267 | 8826 |
| 23 | Nalgonda | 21 | 11 | 32 | 524 | 438 | 962 | 7866 | 3912 | 11778 |
| ANDHRA PRADESH | | 1377 | 1372 | 2749 | 17526 | 13534 | 31060 | 147242 | 86598 | 233840 |

Source : DISE Data 2010-11(as on 30th Sept, 2010)

IN TOTAL SCHOOLS 2010 - 2011

| Municipal | | | Private-Aided | | | Private-Unaided | | | Total | | |
|-------------|-------------|-------------|---------------|-------------|--------------|-----------------|---------------|---------------|---------------|---------------|---------------|
| Men | Women | Total | Men | Women | Total | Men | Women | Total | Men | Women | Total |
| 147 | 105 | 252 | 59 | 50 | 109 | 2524 | 1908 | 4432 | 11025 | 5312 | 16337 |
| 257 | 207 | 464 | 160 | 106 | 266 | 2159 | 1774 | 3933 | 9157 | 5007 | 14164 |
| 290 | 374 | 664 | 259 | 383 | 642 | 3475 | 4928 | 8403 | 10651 | 9959 | 20610 |
| 563 | 586 | 1149 | 469 | 463 | 932 | 4432 | 5588 | 10020 | 14684 | 12260 | 26944 |
| 408 | 486 | 894 | 558 | 599 | 1157 | 2938 | 4045 | 6983 | 10911 | 10051 | 20962 |
| 344 | 507 | 851 | 788 | 1301 | 2089 | 2440 | 4246 | 6686 | 9307 | 11557 | 20864 |
| 534 | 680 | 1214 | 890 | 934 | 1824 | 1644 | 2319 | 3963 | 9846 | 9401 | 19247 |
| 124 | 107 | 231 | 854 | 332 | 1186 | 2306 | 1815 | 4121 | 11154 | 6701 | 17855 |
| 180 | 178 | 358 | 304 | 311 | 615 | 1975 | 2037 | 4012 | 9872 | 7126 | 16998 |
| 217 | 371 | 588 | 149 | 176 | 325 | 3962 | 4410 | 8372 | 13730 | 10983 | 24713 |
| 175 | 199 | 374 | 545 | 299 | 844 | 4044 | 2583 | 6627 | 11835 | 7126 | 18961 |
| 350 | 438 | 788 | 111 | 129 | 240 | 3386 | 2741 | 6127 | 12094 | 7982 | 20076 |
| 250 | 325 | 575 | 580 | 355 | 935 | 3704 | 3884 | 7588 | 11054 | 8865 | 19919 |
| 0 | 0 | 0 | 227 | 154 | 381 | 4343 | 4002 | 8345 | 13350 | 9289 | 22639 |
| 0 | 0 | 0 | 94 | 257 | 351 | 6220 | 15650 | 21870 | 11240 | 20392 | 31632 |
| 0 | 0 | 0 | 338 | 1995 | 2333 | 3619 | 14675 | 18294 | 5513 | 21102 | 26615 |
| 0 | 0 | 0 | 31 | 34 | 65 | 3014 | 3633 | 6647 | 10149 | 7693 | 17842 |
| 0 | 0 | 0 | 152 | 228 | 380 | 3806 | 3758 | 7564 | 9884 | 7259 | 17143 |
| 0 | 0 | 0 | 162 | 166 | 328 | 2902 | 2451 | 5353 | 10903 | 5443 | 16346 |
| 0 | 0 | 0 | 140 | 188 | 328 | 6541 | 5282 | 11823 | 15272 | 9969 | 25241 |
| 0 | 0 | 0 | 363 | 363 | 726 | 6286 | 4419 | 10705 | 15788 | 9122 | 24910 |
| 0 | 0 | 0 | 147 | 367 | 514 | 2470 | 2725 | 5195 | 9724 | 7170 | 16894 |
| 0 | 0 | 0 | 267 | 338 | 605 | 4018 | 2248 | 6266 | 12696 | 6947 | 19643 |
| 3839 | 4563 | 8402 | 7647 | 9528 | 17175 | 82208 | 101121 | 183329 | 259839 | 216716 | 476555 |

TYPE WISE

| Sl. No. | Name of the District | Primary | | | Upper Primary | | |
|-----------------------|----------------------|--------------|--------------|---------------|---------------|--------------|--------------|
| | | Men | Women | Total | Men | Women | Total |
| 1 | Srikakulam | 3494 | 1982 | 5476 | 3212 | 1659 | 4871 |
| 2 | Vizianagaram | 3848 | 2234 | 6082 | 1797 | 1182 | 2979 |
| 3 | Visakhapatnam | 3518 | 3176 | 6694 | 2366 | 2189 | 4555 |
| 4 | East Godavari | 5064 | 4949 | 10013 | 2817 | 2791 | 5608 |
| 5 | West Godavari | 3777 | 4065 | 7842 | 1804 | 2064 | 3868 |
| 6 | Krishna | 2681 | 4328 | 7009 | 1967 | 2571 | 4538 |
| 7 | Guntur | 3864 | 4199 | 8063 | 1276 | 1339 | 2615 |
| 8 | Prakasam | 4315 | 2907 | 7222 | 1925 | 1340 | 3265 |
| 9 | Nellore | 3454 | 2756 | 6210 | 2051 | 1594 | 3645 |
| 10 | Chittoor | 4891 | 4506 | 9397 | 2328 | 2265 | 4593 |
| 11 | Kadapa | 4768 | 3361 | 8129 | 1871 | 1100 | 2971 |
| 12 | Anantapur | 3471 | 2858 | 6329 | 3063 | 1959 | 5022 |
| 13 | Kurnool | 3490 | 3499 | 6989 | 2588 | 2130 | 4718 |
| 14 | Mahabubnagar | 4070 | 3825 | 7895 | 2963 | 2095 | 5058 |
| 15 | Rangareddy | 2942 | 7904 | 10846 | 1928 | 3618 | 5546 |
| 16 | Hyderabad | 1387 | 8625 | 10012 | 564 | 2337 | 2901 |
| 17 | Medak | 2958 | 3214 | 6172 | 1973 | 1502 | 3475 |
| 18 | Nizamabad | 2685 | 2915 | 5600 | 2283 | 1808 | 4091 |
| 19 | Adilabad | 3887 | 2436 | 6323 | 2078 | 1202 | 3280 |
| 20 | Karimnagar | 4361 | 4456 | 8817 | 2840 | 2021 | 4861 |
| 21 | Warangal | 5377 | 4043 | 9420 | 2915 | 1680 | 4595 |
| 22 | Khammam | 3340 | 2783 | 6123 | 1825 | 1339 | 3164 |
| 23 | Nalgonda | 4443 | 2963 | 7406 | 1662 | 1122 | 2784 |
| ANDHRA PRADESH | | 86085 | 87984 | 174069 | 50096 | 42907 | 93003 |

Source : DISE Data 2010-11(as on 30th Sept, 2010)

TEACHERS 2010 - 2011

| High Schools | | | Higher Secondary | | | Total | | |
|---------------|--------------|---------------|------------------|-------------|-------------|---------------|---------------|---------------|
| Men | Women | Total | Men | Women | Total | Men | Women | Total |
| 4264 | 1625 | 5889 | 55 | 46 | 101 | 11025 | 5312 | 16337 |
| 3455 | 1539 | 4994 | 57 | 52 | 109 | 9157 | 5007 | 14164 |
| 4558 | 4374 | 8932 | 209 | 220 | 429 | 10651 | 9959 | 20610 |
| 6742 | 4460 | 11202 | 61 | 60 | 121 | 14684 | 12260 | 26944 |
| 5245 | 3795 | 9040 | 85 | 127 | 212 | 10911 | 10051 | 20962 |
| 4588 | 4599 | 9187 | 71 | 59 | 130 | 9307 | 11557 | 20864 |
| 4629 | 3797 | 8426 | 77 | 66 | 143 | 9846 | 9401 | 19247 |
| 4877 | 2406 | 7283 | 37 | 48 | 85 | 11154 | 6701 | 17855 |
| 4277 | 2660 | 6937 | 90 | 116 | 206 | 9872 | 7126 | 16998 |
| 6374 | 4083 | 10457 | 137 | 129 | 266 | 13730 | 10983 | 24713 |
| 5136 | 2627 | 7763 | 60 | 38 | 98 | 11835 | 7126 | 18961 |
| 5491 | 3092 | 8583 | 69 | 73 | 142 | 12094 | 7982 | 20076 |
| 4923 | 3224 | 8147 | 53 | 12 | 65 | 11054 | 8865 | 19919 |
| 6272 | 3307 | 9579 | 45 | 62 | 107 | 13350 | 9289 | 22639 |
| 6155 | 8422 | 14577 | 215 | 448 | 663 | 11240 | 20392 | 31632 |
| 3419 | 9453 | 12872 | 143 | 687 | 830 | 5513 | 21102 | 26615 |
| 5134 | 2905 | 8039 | 84 | 72 | 156 | 10149 | 7693 | 17842 |
| 4878 | 2530 | 7408 | 38 | 6 | 44 | 9884 | 7259 | 17143 |
| 4919 | 1800 | 6719 | 19 | 5 | 24 | 10903 | 5443 | 16346 |
| 7987 | 3428 | 11415 | 84 | 64 | 148 | 15272 | 9969 | 25241 |
| 7438 | 3352 | 10790 | 58 | 47 | 105 | 15788 | 9122 | 24910 |
| 4520 | 3009 | 7529 | 39 | 39 | 78 | 9724 | 7170 | 16894 |
| 6554 | 2857 | 9411 | 37 | 5 | 42 | 12696 | 6947 | 19643 |
| 121835 | 83344 | 205179 | 1823 | 2481 | 4304 | 259839 | 216716 | 476555 |

MANAGEMENT WISE VIDYA VOLUNTEERS

| Sl. No. | Name of the District | Central Government | | | State Government | | | MPP-ZPP | | |
|-----------------------|----------------------|--------------------|----------|----------|------------------|-------------|-------------|--------------|--------------|--------------|
| | | Men | Women | Total | Men | Women | Total | Men | Women | Total |
| 1 | Srikakulam | 0 | 0 | 0 | 544 | 312 | 856 | 898 | 801 | 1699 |
| 2 | Vizianagaram | 0 | 0 | 0 | 35 | 120 | 155 | 593 | 830 | 1423 |
| 3 | Visakhapatnam | 0 | 0 | 0 | 28 | 48 | 76 | 380 | 601 | 981 |
| 4 | East Godavari | 0 | 0 | 0 | 18 | 102 | 120 | 1087 | 1233 | 2320 |
| 5 | West Godavari | 0 | 0 | 0 | 4 | 83 | 87 | 0 | 0 | 0 |
| 6 | Krishna | 0 | 0 | 0 | 16 | 39 | 55 | 635 | 1292 | 1927 |
| 7 | Guntur | 0 | 0 | 0 | 47 | 104 | 151 | 1360 | 1344 | 2704 |
| 8 | Prakasam | 0 | 0 | 0 | 32 | 65 | 97 | 742 | 896 | 1638 |
| 9 | Nellore | 0 | 0 | 0 | 99 | 106 | 205 | 760 | 692 | 1452 |
| 10 | Chittoor | 0 | 0 | 0 | 157 | 171 | 328 | 782 | 733 | 1515 |
| 11 | Kadapa | 0 | 0 | 0 | 56 | 30 | 86 | 665 | 641 | 1306 |
| 12 | Anantapur | 0 | 0 | 0 | 111 | 53 | 164 | 225 | 230 | 455 |
| 13 | Kurnool | 0 | 0 | 0 | 537 | 162 | 699 | 891 | 655 | 1546 |
| 14 | Mahabubnagar | 0 | 0 | 0 | 95 | 36 | 131 | 694 | 998 | 1692 |
| 15 | Rangareddy | 0 | 0 | 0 | 20 | 13 | 33 | 489 | 774 | 1263 |
| 16 | Hyderabad | 0 | 0 | 0 | 1 | 3 | 4 | 298 | 493 | 791 |
| 17 | Medak | 0 | 0 | 0 | 13 | 16 | 29 | 366 | 532 | 898 |
| 18 | Nizamabad | 0 | 0 | 0 | 28 | 32 | 60 | 634 | 568 | 1202 |
| 19 | Adilabad | 0 | 0 | 0 | 11 | 22 | 33 | 370 | 547 | 917 |
| 20 | Karimnagar | 0 | 0 | 0 | 1 | 11 | 12 | 322 | 421 | 743 |
| 21 | Warangal | 0 | 0 | 0 | 40 | 40 | 80 | 954 | 796 | 1750 |
| 22 | Khammam | 0 | 0 | 0 | 7 | 3 | 10 | 1321 | 1053 | 2374 |
| 23 | Nalgonda | 0 | 0 | 0 | 18 | 24 | 42 | 688 | 1065 | 1753 |
| ANDHRA PRADESH | | 0 | 0 | 0 | 1918 | 1595 | 3513 | 15154 | 17195 | 32349 |

Source : DISE Data 2010-11(as on 30th Sept, 2010)

IN PRIMARY SCHOOLS 2010 - 2011

| Municipal | | | Private-Aided | | | Private-Unaided | | | Total | | |
|------------|-------------|-------------|---------------|----------|----------|-----------------|----------|----------|--------------|--------------|--------------|
| Men | Women | Total | Men | Women | Total | Men | Women | Total | Men | Women | Total |
| 0 | 0 | 0 | 0 | 0 | 0 | 0 | 0 | 0 | 1442 | 1113 | 2555 |
| 0 | 0 | 0 | 0 | 0 | 0 | 0 | 0 | 0 | 628 | 950 | 1578 |
| 0 | 0 | 0 | 0 | 0 | 0 | 0 | 0 | 0 | 408 | 649 | 1057 |
| 0 | 0 | 0 | 0 | 0 | 0 | 0 | 0 | 0 | 1105 | 1335 | 2440 |
| 0 | 0 | 0 | 0 | 0 | 0 | 0 | 0 | 0 | 4 | 83 | 87 |
| 0 | 0 | 0 | 0 | 0 | 0 | 0 | 0 | 0 | 651 | 1331 | 1982 |
| 0 | 0 | 0 | 0 | 0 | 0 | 0 | 0 | 0 | 1407 | 1448 | 2855 |
| 0 | 0 | 0 | 0 | 0 | 0 | 0 | 0 | 0 | 774 | 961 | 1735 |
| 0 | 0 | 0 | 0 | 0 | 0 | 0 | 0 | 0 | 859 | 798 | 1657 |
| 0 | 0 | 0 | 0 | 0 | 0 | 0 | 0 | 0 | 939 | 904 | 1843 |
| 23 | 73 | 96 | 0 | 0 | 0 | 0 | 0 | 0 | 744 | 744 | 1488 |
| 7 | 23 | 30 | 0 | 0 | 0 | 0 | 0 | 0 | 343 | 306 | 649 |
| 29 | 227 | 256 | 0 | 0 | 0 | 0 | 0 | 0 | 1457 | 1044 | 2501 |
| 101 | 224 | 325 | 0 | 0 | 0 | 0 | 0 | 0 | 890 | 1258 | 2148 |
| 37 | 117 | 154 | 0 | 0 | 0 | 0 | 0 | 0 | 546 | 904 | 1450 |
| 22 | 156 | 178 | 0 | 0 | 0 | 0 | 0 | 0 | 321 | 652 | 973 |
| 17 | 59 | 76 | 0 | 0 | 0 | 0 | 0 | 0 | 396 | 607 | 1003 |
| 3 | 20 | 23 | 0 | 0 | 0 | 0 | 0 | 0 | 665 | 620 | 1285 |
| 17 | 107 | 124 | 0 | 0 | 0 | 0 | 0 | 0 | 398 | 676 | 1074 |
| 22 | 40 | 62 | 0 | 0 | 0 | 0 | 0 | 0 | 345 | 472 | 817 |
| 43 | 74 | 117 | 0 | 0 | 0 | 0 | 0 | 0 | 1037 | 910 | 1947 |
| 105 | 264 | 369 | 0 | 0 | 0 | 0 | 0 | 0 | 1433 | 1320 | 2753 |
| 31 | 158 | 189 | 0 | 0 | 0 | 0 | 0 | 0 | 737 | 1247 | 1984 |
| 457 | 1542 | 1999 | 0 | 0 | 0 | 0 | 0 | 0 | 17529 | 20332 | 37861 |

MANAGEMENT WISE VIDYA VOLUNTEERS

| Sl. No. | Name of the District | Central Government | | | State Government | | | MPP-ZPP | | |
|-----------------------|----------------------|--------------------|----------|----------|------------------|------------|------------|-------------|-------------|--------------|
| | | Men | Women | Total | Men | Women | Total | Men | Women | Total |
| 1 | Srikakulam | 0 | 0 | 0 | 19 | 9 | 28 | 624 | 448 | 1072 |
| 2 | Vizianagaram | 0 | 0 | 0 | 46 | 22 | 68 | 168 | 120 | 288 |
| 3 | Visakhapatnam | 0 | 0 | 0 | 132 | 59 | 191 | 406 | 356 | 762 |
| 4 | East Godavari | 0 | 0 | 0 | 45 | 41 | 86 | 410 | 451 | 861 |
| 5 | West Godavari | 0 | 0 | 0 | 8 | 3 | 11 | 169 | 229 | 398 |
| 6 | Krishna | 0 | 0 | 0 | 3 | 5 | 8 | 176 | 298 | 474 |
| 7 | Guntur | 0 | 0 | 0 | 10 | 6 | 16 | 321 | 352 | 673 |
| 8 | Prakasam | 0 | 0 | 0 | 3 | 8 | 11 | 299 | 220 | 519 |
| 9 | Nellore | 0 | 0 | 0 | 0 | 0 | 0 | 218 | 276 | 494 |
| 10 | Chittoor | 0 | 0 | 0 | 5 | 8 | 13 | 318 | 389 | 707 |
| 11 | Kadapa | 0 | 0 | 0 | 0 | 0 | 0 | 131 | 124 | 255 |
| 12 | Anantapur | 0 | 0 | 0 | 7 | 2 | 9 | 1110 | 663 | 1773 |
| 13 | Kurnool | 0 | 0 | 0 | 8 | 12 | 20 | 923 | 509 | 1432 |
| 14 | Mahabubnagar | 0 | 0 | 0 | 20 | 26 | 46 | 769 | 777 | 1546 |
| 15 | Rangareddy | 0 | 0 | 0 | 12 | 22 | 34 | 227 | 369 | 596 |
| 16 | Hyderabad | 0 | 0 | 0 | 0 | 0 | 0 | 0 | 0 | 0 |
| 17 | Medak | 0 | 0 | 0 | 6 | 9 | 15 | 571 | 691 | 1262 |
| 18 | Nizamabad | 0 | 0 | 0 | 32 | 32 | 64 | 267 | 300 | 567 |
| 19 | Aadilabad | 0 | 0 | 0 | 110 | 65 | 175 | 610 | 540 | 1150 |
| 20 | Karimnagar | 0 | 0 | 0 | 17 | 18 | 35 | 178 | 254 | 432 |
| 21 | Warangal | 0 | 0 | 0 | 17 | 12 | 29 | 222 | 299 | 521 |
| 22 | Khammam | 0 | 0 | 0 | 31 | 15 | 46 | 523 | 429 | 952 |
| 23 | Nalgonda | 0 | 0 | 0 | 20 | 19 | 39 | 249 | 330 | 579 |
| ANDHRA PRADESH | | 0 | 0 | 0 | 551 | 393 | 944 | 8889 | 8424 | 17313 |

Source : DISE Data 2010-11(as on 30th Sept, 2010)

IN UPPER PRIMARY SCHOOLS 2010 - 2011

| Municipal | | | Private-Aided | | | Private-Unaided | | | Total | | |
|------------|------------|------------|---------------|----------|----------|-----------------|----------|----------|-------------|-------------|--------------|
| Men | Women | Total | Men | Women | Total | Men | Women | Total | Men | Women | Total |
| 8 | 10 | 18 | 0 | 0 | 0 | 0 | 0 | 0 | 651 | 467 | 1118 |
| 3 | 1 | 4 | 0 | 0 | 0 | 0 | 0 | 0 | 217 | 143 | 360 |
| 4 | 18 | 22 | 0 | 0 | 0 | 0 | 0 | 0 | 542 | 433 | 975 |
| 14 | 38 | 52 | 0 | 0 | 0 | 0 | 0 | 0 | 469 | 530 | 999 |
| 5 | 40 | 45 | 0 | 0 | 0 | 0 | 0 | 0 | 182 | 272 | 454 |
| 0 | 7 | 7 | 0 | 0 | 0 | 0 | 0 | 0 | 179 | 310 | 489 |
| 13 | 36 | 49 | 0 | 0 | 0 | 0 | 0 | 0 | 344 | 394 | 738 |
| 6 | 14 | 20 | 0 | 0 | 0 | 0 | 0 | 0 | 308 | 242 | 550 |
| 3 | 20 | 23 | 0 | 0 | 0 | 0 | 0 | 0 | 221 | 296 | 517 |
| 15 | 75 | 90 | 0 | 0 | 0 | 0 | 0 | 0 | 338 | 472 | 810 |
| 5 | 7 | 12 | 0 | 0 | 0 | 0 | 0 | 0 | 136 | 131 | 267 |
| 50 | 167 | 217 | 0 | 0 | 0 | 0 | 0 | 0 | 1167 | 832 | 1999 |
| 3 | 27 | 30 | 0 | 0 | 0 | 0 | 0 | 0 | 934 | 548 | 1482 |
| 0 | 0 | 0 | 0 | 0 | 0 | 0 | 0 | 0 | 789 | 803 | 1592 |
| 0 | 0 | 0 | 0 | 0 | 0 | 0 | 0 | 0 | 239 | 391 | 630 |
| 0 | 0 | 0 | 0 | 0 | 0 | 0 | 0 | 0 | 0 | 0 | 0 |
| 0 | 0 | 0 | 0 | 0 | 0 | 0 | 0 | 0 | 577 | 700 | 1277 |
| 0 | 0 | 0 | 0 | 0 | 0 | 0 | 0 | 0 | 299 | 332 | 631 |
| 0 | 0 | 0 | 0 | 0 | 0 | 0 | 0 | 0 | 720 | 605 | 1325 |
| 0 | 0 | 0 | 0 | 0 | 0 | 0 | 0 | 0 | 195 | 272 | 467 |
| 0 | 0 | 0 | 0 | 0 | 0 | 0 | 0 | 0 | 239 | 311 | 550 |
| 0 | 0 | 0 | 0 | 0 | 0 | 0 | 0 | 0 | 554 | 444 | 998 |
| 0 | 0 | 0 | 0 | 0 | 0 | 0 | 0 | 0 | 269 | 349 | 618 |
| 129 | 460 | 589 | 0 | 0 | 0 | 0 | 0 | 0 | 9569 | 9277 | 18846 |

MANAGEMENT WISE VIDYA VOLUNTEERS

| Sl. No. | Name of the District | Central Government | | | State Government | | | MPP-ZPP | | |
|-----------------------|----------------------|--------------------|----------|----------|------------------|-------------|-------------|-------------|-------------|-------------|
| | | Men | Women | Total | Men | Women | Total | Men | Women | Total |
| 1 | Srikakulam | 0 | 0 | 0 | 35 | 138 | 173 | 303 | 175 | 478 |
| 2 | Vizianagaram | 0 | 0 | 0 | 77 | 212 | 289 | 85 | 78 | 163 |
| 3 | Visakhapatnam | 0 | 0 | 0 | 108 | 129 | 237 | 131 | 86 | 217 |
| 4 | East Godavari | 0 | 0 | 0 | 117 | 75 | 192 | 2 | 1 | 3 |
| 5 | West Godavari | 0 | 0 | 0 | 46 | 52 | 98 | 7 | 2 | 9 |
| 6 | Krishna | 0 | 0 | 0 | 14 | 48 | 62 | 84 | 144 | 228 |
| 7 | Guntur | 0 | 0 | 0 | 15 | 149 | 164 | 157 | 174 | 331 |
| 8 | Prakasam | 0 | 0 | 0 | 22 | 158 | 180 | 8 | 3 | 11 |
| 9 | Nellore | 0 | 0 | 0 | 2 | 24 | 26 | 14 | 8 | 22 |
| 10 | Chittoor | 0 | 0 | 0 | 20 | 79 | 99 | 303 | 304 | 607 |
| 11 | Kadapa | 0 | 0 | 0 | 5 | 71 | 76 | 27 | 12 | 39 |
| 12 | Anantapur | 0 | 0 | 0 | 64 | 241 | 305 | 410 | 336 | 746 |
| 13 | Kurnool | 0 | 0 | 0 | 13 | 247 | 260 | 165 | 66 | 231 |
| 14 | Mahabubnagar | 0 | 0 | 0 | 54 | 345 | 399 | 67 | 65 | 132 |
| 15 | Rangareddy | 0 | 0 | 0 | 6 | 76 | 82 | 144 | 138 | 282 |
| 16 | Hyderabad | 0 | 0 | 0 | 3 | 7 | 10 | 0 | 0 | 0 |
| 17 | Medak | 0 | 0 | 0 | 52 | 210 | 262 | 130 | 104 | 234 |
| 18 | Nizamabad | 0 | 0 | 0 | 83 | 225 | 308 | 190 | 205 | 395 |
| 19 | Adilabad | 0 | 0 | 0 | 232 | 328 | 560 | 151 | 112 | 263 |
| 20 | Karimnagar | 0 | 0 | 0 | 88 | 121 | 209 | 257 | 243 | 500 |
| 21 | Warangal | 0 | 0 | 0 | 218 | 158 | 376 | 231 | 188 | 419 |
| 22 | Khammam | 0 | 0 | 0 | 153 | 184 | 337 | 124 | 113 | 237 |
| 23 | Nalgonda | 0 | 0 | 0 | 48 | 237 | 285 | 300 | 208 | 508 |
| ANDHRA PRADESH | | 0 | 0 | 0 | 1475 | 3514 | 4989 | 3290 | 2765 | 6055 |

Source : DISE Data 2010-11(as on 30th Sept, 2010)

IN HIGH SCHOOLS 2010 - 2011

| Municipal | | | Private-Aided | | | Private-Unaided | | | Total | | |
|------------|------------|------------|---------------|----------|----------|-----------------|----------|----------|-------------|-------------|--------------|
| Men | Women | Total | Men | Women | Total | Men | Women | Total | Men | Women | Total |
| 17 | 17 | 34 | 0 | 0 | 0 | 0 | 0 | 0 | 355 | 330 | 685 |
| 6 | 10 | 16 | 0 | 0 | 0 | 0 | 0 | 0 | 168 | 300 | 468 |
| 2 | 3 | 5 | 0 | 0 | 0 | 0 | 0 | 0 | 241 | 218 | 459 |
| 1 | 5 | 6 | 0 | 0 | 0 | 0 | 0 | 0 | 120 | 81 | 201 |
| 4 | 3 | 7 | 0 | 0 | 0 | 0 | 0 | 0 | 57 | 57 | 114 |
| 14 | 28 | 42 | 0 | 0 | 0 | 0 | 0 | 0 | 112 | 220 | 332 |
| 11 | 25 | 36 | 0 | 0 | 0 | 0 | 0 | 0 | 183 | 348 | 531 |
| 0 | 0 | 0 | 0 | 0 | 0 | 0 | 0 | 0 | 30 | 161 | 191 |
| 11 | 10 | 21 | 0 | 0 | 0 | 0 | 0 | 0 | 27 | 42 | 69 |
| 43 | 67 | 110 | 0 | 0 | 0 | 0 | 0 | 0 | 366 | 450 | 816 |
| 0 | 8 | 8 | 0 | 0 | 0 | 0 | 0 | 0 | 32 | 91 | 123 |
| 75 | 117 | 192 | 0 | 0 | 0 | 0 | 0 | 0 | 549 | 694 | 1243 |
| 4 | 9 | 13 | 0 | 0 | 0 | 0 | 0 | 0 | 182 | 322 | 504 |
| 0 | 0 | 0 | 0 | 0 | 0 | 0 | 0 | 0 | 121 | 410 | 531 |
| 0 | 0 | 0 | 0 | 0 | 0 | 0 | 0 | 0 | 150 | 214 | 364 |
| 0 | 0 | 0 | 0 | 0 | 0 | 0 | 0 | 0 | 3 | 7 | 10 |
| 0 | 0 | 0 | 0 | 0 | 0 | 0 | 0 | 0 | 182 | 314 | 496 |
| 0 | 0 | 0 | 0 | 0 | 0 | 0 | 0 | 0 | 273 | 430 | 703 |
| 0 | 0 | 0 | 0 | 0 | 0 | 0 | 0 | 0 | 383 | 440 | 823 |
| 0 | 0 | 0 | 0 | 0 | 0 | 0 | 0 | 0 | 345 | 364 | 709 |
| 0 | 0 | 0 | 0 | 0 | 0 | 0 | 0 | 0 | 449 | 346 | 795 |
| 0 | 0 | 0 | 0 | 0 | 0 | 0 | 0 | 0 | 277 | 297 | 574 |
| 0 | 0 | 0 | 0 | 0 | 0 | 0 | 0 | 0 | 348 | 445 | 793 |
| 188 | 302 | 490 | 0 | 0 | 0 | 0 | 0 | 0 | 4953 | 6581 | 11534 |

MANAGEMENT WISE VIDYA VOLUNTEERS

| Sl. No. | Name of the District | Central Government | | | State Government | | | MPP-ZPP | | |
|-----------------------|----------------------|--------------------|----------|----------|------------------|-------------|-------------|--------------|--------------|--------------|
| | | Men | Women | Total | Men | Women | Total | Men | Women | Total |
| 1 | Srikakulam | 0 | 0 | 0 | 114 | 207 | 321 | 1592 | 1264 | 2856 |
| 2 | Vizianagaram | 0 | 0 | 0 | 234 | 296 | 530 | 478 | 428 | 906 |
| 3 | Visakhapatnam | 0 | 0 | 0 | 778 | 350 | 1128 | 1428 | 1097 | 2525 |
| 4 | East Godavari | 0 | 0 | 0 | 257 | 165 | 422 | 1106 | 1450 | 2556 |
| 5 | West Godavari | 0 | 0 | 0 | 74 | 68 | 142 | 665 | 1005 | 1670 |
| 6 | Krishna | 0 | 0 | 0 | 19 | 71 | 90 | 558 | 935 | 1493 |
| 7 | Guntur | 0 | 0 | 0 | 38 | 182 | 220 | 844 | 1058 | 1902 |
| 8 | Prakasam | 0 | 0 | 0 | 53 | 213 | 266 | 941 | 791 | 1732 |
| 9 | Nellore | 0 | 0 | 0 | 13 | 55 | 68 | 602 | 831 | 1433 |
| 10 | Chittoor | 0 | 0 | 0 | 47 | 112 | 159 | 1309 | 1758 | 3067 |
| 11 | Kadapa | 0 | 0 | 0 | 6 | 82 | 88 | 480 | 557 | 1037 |
| 12 | Anantapur | 0 | 0 | 0 | 80 | 264 | 344 | 2841 | 2052 | 4893 |
| 13 | Kurnool | 0 | 0 | 0 | 61 | 299 | 360 | 2042 | 1371 | 3413 |
| 14 | Mahabubnagar | 0 | 0 | 0 | 124 | 508 | 632 | 2196 | 2186 | 4382 |
| 15 | Rangareddy | 0 | 0 | 0 | 34 | 147 | 181 | 1006 | 1799 | 2805 |
| 16 | Hyderabad | 0 | 0 | 0 | 7 | 90 | 97 | 0 | 0 | 0 |
| 17 | Medak | 0 | 0 | 0 | 78 | 323 | 401 | 1788 | 2028 | 3816 |
| 18 | Nizamabad | 0 | 0 | 0 | 150 | 377 | 527 | 1050 | 1335 | 2385 |
| 19 | Adilabad | 0 | 0 | 0 | 886 | 705 | 1591 | 1659 | 1453 | 3112 |
| 20 | Karimnagar | 0 | 0 | 0 | 135 | 212 | 347 | 815 | 1098 | 1913 |
| 21 | Warangal | 0 | 0 | 0 | 344 | 299 | 643 | 1213 | 1179 | 2392 |
| 22 | Khammam | 0 | 0 | 0 | 341 | 370 | 711 | 1429 | 1275 | 2704 |
| 23 | Nalgonda | 0 | 0 | 0 | 100 | 321 | 421 | 1291 | 1434 | 2725 |
| ANDHRA PRADESH | | 0 | 0 | 0 | 3973 | 5716 | 9689 | 27333 | 28384 | 55717 |

Source : DISE Data 2010-11(as on 30th Sept, 2010)

IN TOTAL SCHOOLS 2010 - 2011

| Municipal | | | Private-Aided | | | Private-Unaided | | | Total | | |
|------------|-------------|-------------|---------------|----------|----------|-----------------|----------|----------|--------------|--------------|--------------|
| Men | Women | Total | Men | Women | Total | Men | Women | Total | Men | Women | Total |
| 48 | 100 | 148 | 0 | 0 | 0 | 0 | 0 | 0 | 1754 | 1571 | 3325 |
| 16 | 34 | 50 | 0 | 0 | 0 | 0 | 0 | 0 | 728 | 758 | 1486 |
| 35 | 248 | 283 | 0 | 0 | 0 | 0 | 0 | 0 | 2241 | 1695 | 3936 |
| 116 | 267 | 383 | 0 | 0 | 0 | 0 | 0 | 0 | 1479 | 1882 | 3361 |
| 46 | 160 | 206 | 0 | 0 | 0 | 0 | 0 | 0 | 785 | 1233 | 2018 |
| 36 | 191 | 227 | 0 | 0 | 0 | 0 | 0 | 0 | 613 | 1197 | 1810 |
| 41 | 120 | 161 | 0 | 0 | 0 | 0 | 0 | 0 | 923 | 1360 | 2283 |
| 9 | 34 | 43 | 0 | 0 | 0 | 0 | 0 | 0 | 1003 | 1038 | 2041 |
| 31 | 137 | 168 | 0 | 0 | 0 | 0 | 0 | 0 | 646 | 1023 | 1669 |
| 89 | 300 | 389 | 0 | 0 | 0 | 0 | 0 | 0 | 1445 | 2170 | 3615 |
| 27 | 55 | 82 | 0 | 0 | 0 | 0 | 0 | 0 | 513 | 694 | 1207 |
| 230 | 548 | 778 | 0 | 0 | 0 | 0 | 0 | 0 | 3151 | 2864 | 6015 |
| 50 | 110 | 160 | 0 | 0 | 0 | 0 | 0 | 0 | 2153 | 1780 | 3933 |
| 0 | 0 | 0 | 0 | 0 | 0 | 0 | 0 | 0 | 2320 | 2694 | 5014 |
| 0 | 0 | 0 | 0 | 0 | 0 | 0 | 0 | 0 | 1040 | 1946 | 2986 |
| 0 | 0 | 0 | 0 | 0 | 0 | 0 | 0 | 0 | 7 | 90 | 97 |
| 0 | 0 | 0 | 0 | 0 | 0 | 0 | 0 | 0 | 1866 | 2351 | 4217 |
| 0 | 0 | 0 | 0 | 0 | 0 | 0 | 0 | 0 | 1200 | 1712 | 2912 |
| 0 | 0 | 0 | 0 | 0 | 0 | 0 | 0 | 0 | 2545 | 2158 | 4703 |
| 0 | 0 | 0 | 0 | 0 | 0 | 0 | 0 | 0 | 950 | 1310 | 2260 |
| 0 | 0 | 0 | 0 | 0 | 0 | 0 | 0 | 0 | 1557 | 1478 | 3035 |
| 0 | 0 | 0 | 0 | 0 | 0 | 0 | 0 | 0 | 1770 | 1645 | 3415 |
| 0 | 0 | 0 | 0 | 0 | 0 | 0 | 0 | 0 | 1391 | 1755 | 3146 |
| 774 | 2304 | 3078 | 0 | 0 | 0 | 0 | 0 | 0 | 32080 | 36404 | 68484 |

TYPE WISE VIDYA

| Sl. No. | Name of the District | Primary | | | Upper Primary | | |
|-----------------------|----------------------|--------------|--------------|--------------|---------------|-------------|--------------|
| | | Men | Women | Total | Men | Women | Total |
| 1 | Srikakulam | 1442 | 1113 | 2555 | 651 | 467 | 1118 |
| 2 | Vizianagaram | 628 | 950 | 1578 | 217 | 143 | 360 |
| 3 | Visakhapatnam | 408 | 649 | 1057 | 542 | 433 | 975 |
| 4 | East Godavari | 1105 | 1335 | 2440 | 469 | 530 | 999 |
| 5 | West Godavari | 4 | 83 | 87 | 182 | 272 | 454 |
| 6 | Krishna | 651 | 1331 | 1982 | 179 | 310 | 489 |
| 7 | Guntur | 1407 | 1448 | 2855 | 344 | 394 | 738 |
| 8 | Prakasam | 774 | 961 | 1735 | 308 | 242 | 550 |
| 9 | Nellore | 859 | 798 | 1657 | 221 | 296 | 517 |
| 10 | Chittoor | 939 | 904 | 1843 | 338 | 472 | 810 |
| 11 | Kadapa | 744 | 744 | 1488 | 136 | 131 | 267 |
| 12 | Anantapur | 343 | 306 | 649 | 1167 | 832 | 1999 |
| 13 | Kurnool | 1457 | 1044 | 2501 | 934 | 548 | 1482 |
| 14 | Mahabubnagar | 890 | 1258 | 2148 | 789 | 803 | 1592 |
| 15 | Rangareddy | 546 | 904 | 1450 | 239 | 391 | 630 |
| 16 | Hyderabad | 321 | 652 | 973 | 0 | 0 | 0 |
| 17 | Medak | 396 | 607 | 1003 | 577 | 700 | 1277 |
| 18 | Nizamabad | 665 | 620 | 1285 | 299 | 332 | 631 |
| 19 | Adilabad | 398 | 676 | 1074 | 720 | 605 | 1325 |
| 20 | Karimnagar | 345 | 472 | 817 | 195 | 272 | 467 |
| 21 | Warangal | 1037 | 910 | 1947 | 239 | 311 | 550 |
| 22 | Khammam | 1433 | 1320 | 2753 | 554 | 444 | 998 |
| 23 | Nalgonda | 737 | 1247 | 1984 | 269 | 349 | 618 |
| ANDHRA PRADESH | | 17529 | 20332 | 37861 | 9569 | 9277 | 18846 |

Source : DISE Data 2010-11(as on 30th Sept, 2010)

VOLUNTEERS 2010-2011

| High Schools | | | Higher Secondary | | | Total | | |
|--------------|-------------|--------------|------------------|------------|------------|--------------|--------------|--------------|
| Men | Women | Total | Men | Women | Total | Men | Women | Total |
| 355 | 330 | 685 | 4 | 30 | 34 | 2452 | 1940 | 4392 |
| 168 | 300 | 468 | 0 | 9 | 9 | 1013 | 1402 | 2415 |
| 241 | 218 | 459 | 1 | 0 | 1 | 1192 | 1300 | 2492 |
| 120 | 81 | 201 | 0 | 13 | 13 | 1694 | 1959 | 3653 |
| 57 | 57 | 114 | 0 | 0 | 0 | 243 | 412 | 655 |
| 112 | 220 | 332 | 1 | 15 | 16 | 943 | 1876 | 2819 |
| 183 | 348 | 531 | 0 | 11 | 11 | 1934 | 2201 | 4135 |
| 30 | 161 | 191 | 0 | 15 | 15 | 1112 | 1379 | 2491 |
| 27 | 42 | 69 | 0 | 9 | 9 | 1107 | 1145 | 2252 |
| 366 | 450 | 816 | 4 | 1 | 5 | 1647 | 1827 | 3474 |
| 32 | 91 | 123 | 0 | 0 | 0 | 912 | 966 | 1878 |
| 549 | 694 | 1243 | 2 | 18 | 20 | 2061 | 1850 | 3911 |
| 182 | 322 | 504 | 0 | 0 | 0 | 2573 | 1914 | 4487 |
| 121 | 410 | 531 | 3 | 33 | 36 | 1803 | 2504 | 4307 |
| 150 | 214 | 364 | 0 | 10 | 10 | 935 | 1519 | 2454 |
| 3 | 7 | 10 | 0 | 0 | 0 | 324 | 659 | 983 |
| 182 | 314 | 496 | 2 | 2 | 4 | 1157 | 1623 | 2780 |
| 273 | 430 | 703 | 0 | 0 | 0 | 1237 | 1382 | 2619 |
| 383 | 440 | 823 | 0 | 0 | 0 | 1501 | 1721 | 3222 |
| 345 | 364 | 709 | 2 | 25 | 27 | 887 | 1133 | 2020 |
| 449 | 346 | 795 | 10 | 23 | 33 | 1735 | 1590 | 3325 |
| 277 | 297 | 574 | 0 | 0 | 0 | 2264 | 2061 | 4325 |
| 348 | 445 | 793 | 0 | 0 | 0 | 1354 | 2041 | 3395 |
| 4953 | 6581 | 11534 | 29 | 214 | 243 | 32080 | 36404 | 68484 |

CLASS WISE ENROLMENT

| Sl. No. | Name of the District | Pre - Primary | | | Class - I | | | Class - II | |
|-----------------------|----------------------|---------------|---------------|---------------|---------------|---------------|----------------|---------------|---------------|
| | | Boys | Girls | Total | Boys | Girls | Total | Boys | Girls |
| 1 | Srikakulam | 3052 | 2033 | 5085 | 23926 | 21952 | 45878 | 23816 | 22307 |
| 2 | Vizianagaram | 3333 | 2607 | 5940 | 21129 | 19525 | 40654 | 21151 | 20421 |
| 3 | Visakhapatnam | 8995 | 7193 | 16188 | 36105 | 34359 | 70464 | 35373 | 34860 |
| 4 | East Godavari | 20287 | 16036 | 36323 | 42056 | 39148 | 81204 | 41886 | 40316 |
| 5 | West Godavari | 11251 | 9312 | 20563 | 28703 | 27098 | 55801 | 29648 | 28539 |
| 6 | Krishna | 4631 | 3818 | 8449 | 29864 | 28610 | 58474 | 29463 | 28608 |
| 7 | Guntur | 3701 | 2933 | 6634 | 30437 | 29769 | 60206 | 28843 | 28759 |
| 8 | Prakasam | 1563 | 1326 | 2889 | 30906 | 28969 | 59875 | 29365 | 28821 |
| 9 | Nellore | 2631 | 2133 | 4764 | 23940 | 22790 | 46730 | 23011 | 22619 |
| 10 | Chittoor | 12062 | 9535 | 21597 | 34374 | 31746 | 66120 | 33013 | 31074 |
| 11 | Kadapa | 4707 | 3523 | 8230 | 29111 | 26583 | 55694 | 27350 | 25814 |
| 12 | Anantapur | 3732 | 3074 | 6806 | 36155 | 32962 | 69117 | 34897 | 32697 |
| 13 | Kurnool | 9078 | 5991 | 15069 | 43091 | 40102 | 83193 | 41693 | 39585 |
| 14 | Mahabubnagar | 8355 | 5336 | 13691 | 52337 | 50193 | 102530 | 41320 | 40380 |
| 15 | Rangareddy | 36313 | 29333 | 65646 | 64088 | 59002 | 123090 | 55900 | 52719 |
| 16 | Hyderabad | 12631 | 12595 | 25226 | 42066 | 41148 | 83214 | 40269 | 40149 |
| 17 | Medak | 3101 | 2598 | 5699 | 36753 | 34514 | 71267 | 29300 | 28227 |
| 18 | Nizamabad | 12000 | 9338 | 21338 | 26390 | 24438 | 50828 | 24373 | 23358 |
| 19 | Adilabad | 8262 | 6260 | 14522 | 34210 | 32124 | 66334 | 30275 | 29503 |
| 20 | Karimnagar | 9964 | 7897 | 17861 | 33350 | 30405 | 63755 | 29956 | 29168 |
| 21 | Warangal | 19867 | 14811 | 34678 | 40256 | 37000 | 77256 | 30430 | 29178 |
| 22 | Khammam | 1804 | 1502 | 3306 | 26383 | 24550 | 50933 | 23895 | 22980 |
| 23 | Nalgonda | 17667 | 12305 | 29972 | 38354 | 35696 | 74050 | 31254 | 29764 |
| ANDHRA PRADESH | | 218987 | 171489 | 390476 | 803984 | 752683 | 1556667 | 736481 | 709846 |

Source : DISE Data 2010-11(as on 30th Sept, 2010)

2010-2011 ALL (PP-V)

| Total | Class - III | | | Class - IV | | | Class - V | | |
|----------------|---------------|---------------|----------------|---------------|---------------|----------------|---------------|---------------|----------------|
| | Boys | Girls | Total | Boys | Girls | Total | Boys | Girls | Total |
| 46123 | 23024 | 22203 | 45227 | 22445 | 21256 | 43701 | 22798 | 22039 | 44837 |
| 41572 | 20806 | 20165 | 40971 | 20449 | 19651 | 40100 | 20223 | 19340 | 39563 |
| 70233 | 35969 | 34349 | 70318 | 34643 | 33596 | 68239 | 34888 | 34305 | 69193 |
| 82202 | 40604 | 39494 | 80098 | 40113 | 38993 | 79106 | 40301 | 40263 | 80564 |
| 58187 | 29381 | 28341 | 57722 | 29167 | 28423 | 57590 | 29862 | 29438 | 59300 |
| 58071 | 29306 | 28374 | 57680 | 29553 | 29380 | 58933 | 30772 | 30570 | 61342 |
| 57602 | 27537 | 27917 | 55454 | 26848 | 27172 | 54020 | 27575 | 27825 | 55400 |
| 58186 | 26975 | 26949 | 53924 | 25738 | 25687 | 51425 | 25626 | 25577 | 51203 |
| 45630 | 21688 | 20937 | 42625 | 21019 | 20624 | 41643 | 21249 | 20898 | 42147 |
| 64087 | 32113 | 30517 | 62630 | 31309 | 29747 | 61056 | 31773 | 30430 | 62203 |
| 53164 | 26149 | 24155 | 50304 | 25619 | 24234 | 49853 | 24747 | 24099 | 48846 |
| 67594 | 32807 | 31563 | 64370 | 31038 | 30433 | 61471 | 31147 | 30497 | 61644 |
| 81278 | 39469 | 37834 | 77303 | 38385 | 36389 | 74774 | 37998 | 35349 | 73347 |
| 81700 | 37372 | 36556 | 73928 | 34696 | 32863 | 67559 | 33951 | 31322 | 65273 |
| 108619 | 53024 | 49509 | 102533 | 51988 | 48103 | 100091 | 51033 | 48070 | 99103 |
| 80418 | 38413 | 39206 | 77619 | 37928 | 38548 | 76476 | 37222 | 38559 | 75781 |
| 57527 | 27288 | 26351 | 53639 | 26242 | 25489 | 51731 | 26379 | 25938 | 52317 |
| 47731 | 24164 | 23144 | 47308 | 23382 | 22696 | 46078 | 23199 | 22502 | 45701 |
| 59778 | 28262 | 26909 | 55171 | 26126 | 24928 | 51054 | 26342 | 25117 | 51459 |
| 59124 | 30558 | 29310 | 59868 | 31535 | 30569 | 62104 | 32958 | 32320 | 65278 |
| 59608 | 29614 | 28348 | 57962 | 30470 | 29518 | 59988 | 32176 | 31286 | 63462 |
| 46875 | 23176 | 22905 | 46081 | 23737 | 23004 | 46741 | 23888 | 23687 | 47575 |
| 61018 | 28656 | 28096 | 56752 | 28536 | 27016 | 55552 | 29471 | 28165 | 57636 |
| 1446327 | 706355 | 683132 | 1389487 | 690966 | 668319 | 1359285 | 695578 | 677596 | 1373174 |

CLASS WISE ENROLMENT

| Sl. No. | Name of the District | Class - VI | | | Class - VII | | | Class - VIII | | |
|-----------------------|----------------------|---------------|---------------|----------------|---------------|---------------|----------------|---------------|---------------|----------------|
| | | Boys | Girls | Total | Boys | Girls | Total | Boys | Girls | Total |
| 1 | Srikakulam | 20991 | 20473 | 41464 | 19057 | 18637 | 37694 | 17599 | 17133 | 34732 |
| 2 | Vizianagaram | 18275 | 17492 | 35767 | 16481 | 15419 | 31900 | 15737 | 15086 | 30823 |
| 3 | Visakhapatnam | 32173 | 30167 | 62340 | 29443 | 27863 | 57306 | 26438 | 25360 | 51798 |
| 4 | East Godavari | 39085 | 38748 | 77833 | 36004 | 36200 | 72204 | 32563 | 33544 | 66107 |
| 5 | West Godavari | 28584 | 28717 | 57301 | 26469 | 26807 | 53276 | 24879 | 25431 | 50310 |
| 6 | Krishna | 28592 | 28434 | 57026 | 27491 | 26679 | 54170 | 25204 | 24630 | 49834 |
| 7 | Guntur | 28250 | 27877 | 56127 | 26157 | 25451 | 51608 | 24742 | 23043 | 47785 |
| 8 | Prakasam | 23142 | 22015 | 45157 | 20840 | 20176 | 41016 | 19139 | 17610 | 36749 |
| 9 | Nellore | 20415 | 20068 | 40483 | 17614 | 17415 | 35029 | 15925 | 15768 | 31693 |
| 10 | Chittoor | 32296 | 31027 | 63323 | 29823 | 28705 | 58528 | 28374 | 26846 | 55220 |
| 11 | Kadapa | 22719 | 22519 | 45238 | 21727 | 21240 | 42967 | 20296 | 18898 | 39194 |
| 12 | Anantapur | 31014 | 30666 | 61680 | 27313 | 27052 | 54365 | 24415 | 24109 | 48524 |
| 13 | Kurnool | 33495 | 30123 | 63618 | 31231 | 27129 | 58360 | 27512 | 23360 | 50872 |
| 14 | Mahabubnagar | 30304 | 28694 | 58998 | 28765 | 26299 | 55064 | 26223 | 23767 | 49990 |
| 15 | Rangareddy | 49301 | 46904 | 96205 | 47156 | 43750 | 90906 | 40756 | 37716 | 78472 |
| 16 | Hyderabad | 36360 | 38110 | 74470 | 33864 | 36442 | 70306 | 30176 | 32837 | 63013 |
| 17 | Medak | 24207 | 23947 | 48154 | 23517 | 22443 | 45960 | 21998 | 21303 | 43301 |
| 18 | Nizamabad | 21741 | 21163 | 42904 | 20969 | 20281 | 41250 | 19927 | 19481 | 39408 |
| 19 | Adilabad | 23505 | 23296 | 46801 | 21863 | 21191 | 43054 | 19503 | 19220 | 38723 |
| 20 | Karimnagar | 32830 | 33081 | 65911 | 33170 | 33202 | 66372 | 31487 | 31718 | 63205 |
| 21 | Warangal | 31497 | 30588 | 62085 | 31042 | 29522 | 60564 | 29049 | 27455 | 56504 |
| 22 | Khammam | 24048 | 23456 | 47504 | 21764 | 21064 | 42828 | 20184 | 19751 | 39935 |
| 23 | Nalgonda | 28462 | 27177 | 55639 | 28323 | 26554 | 54877 | 26581 | 25155 | 51736 |
| ANDHRA PRADESH | | 661286 | 644742 | 1306028 | 620083 | 599521 | 1219604 | 568707 | 549221 | 1117928 |

2010-2011 ALL (VI-XII)

| Class - IX | | | Class - X | | | Class - XI | | | Class - XII | | |
|---------------|---------------|----------------|---------------|---------------|----------------|-------------|-------------|--------------|-------------|-------------|-------------|
| Boys | Girls | Total | Boys | Girls | Total | Boys | Girls | Total | Boys | Girls | Total |
| 17281 | 16642 | 33923 | 16679 | 16729 | 33408 | 101 | 307 | 408 | 94 | 280 | 374 |
| 15041 | 14549 | 29590 | 14131 | 13056 | 27187 | 161 | 301 | 462 | 133 | 280 | 413 |
| 25241 | 24643 | 49884 | 23774 | 23336 | 47110 | 470 | 468 | 938 | 328 | 352 | 680 |
| 30419 | 31972 | 62391 | 28715 | 30212 | 58927 | 102 | 336 | 438 | 90 | 266 | 356 |
| 23248 | 23918 | 47166 | 22313 | 23085 | 45398 | 172 | 283 | 455 | 121 | 250 | 371 |
| 24819 | 24018 | 48837 | 24088 | 23532 | 47620 | 123 | 178 | 301 | 99 | 149 | 248 |
| 22622 | 21409 | 44031 | 22101 | 20779 | 42880 | 127 | 296 | 423 | 108 | 274 | 382 |
| 18024 | 16743 | 34767 | 17561 | 15289 | 32850 | 72 | 431 | 503 | 64 | 383 | 447 |
| 15345 | 15069 | 30414 | 14504 | 14149 | 28653 | 112 | 494 | 606 | 113 | 447 | 560 |
| 27851 | 26197 | 54048 | 27076 | 25168 | 52244 | 195 | 512 | 707 | 192 | 493 | 685 |
| 20057 | 19237 | 39294 | 19478 | 17737 | 37215 | 122 | 161 | 283 | 62 | 104 | 166 |
| 24122 | 24238 | 48360 | 23287 | 22733 | 46020 | 239 | 217 | 456 | 221 | 194 | 415 |
| 26427 | 21631 | 48058 | 24928 | 20217 | 45145 | 108 | 105 | 213 | 109 | 88 | 197 |
| 26130 | 23239 | 49369 | 25756 | 22274 | 48030 | 146 | 569 | 715 | 137 | 459 | 596 |
| 39553 | 37087 | 76640 | 38310 | 35605 | 73915 | 407 | 380 | 787 | 360 | 337 | 697 |
| 28287 | 31512 | 59799 | 26817 | 30048 | 56865 | 602 | 513 | 1115 | 365 | 290 | 655 |
| 21739 | 20874 | 42613 | 21449 | 20243 | 41692 | 203 | 189 | 392 | 186 | 137 | 323 |
| 19887 | 19614 | 39501 | 19639 | 18847 | 38486 | 116 | 4 | 120 | 75 | 14 | 89 |
| 18941 | 18803 | 37744 | 17805 | 17871 | 35676 | 15 | 10 | 25 | 28 | 5 | 33 |
| 30669 | 32090 | 62759 | 30255 | 31683 | 61938 | 299 | 465 | 764 | 222 | 349 | 571 |
| 28937 | 27910 | 56847 | 29271 | 27865 | 57136 | 176 | 362 | 538 | 153 | 288 | 441 |
| 19325 | 19330 | 38655 | 18604 | 19008 | 37612 | 198 | 203 | 401 | 182 | 167 | 349 |
| 27536 | 26120 | 53656 | 28518 | 26051 | 54569 | 101 | 12 | 113 | 65 | 12 | 77 |
| 551501 | 536845 | 1088346 | 535059 | 515517 | 1050576 | 4367 | 6796 | 11163 | 3507 | 5618 | 9125 |

STAGE-WISE ENROLMENT

| Sl. No | Name of the District | Pre - Primary | | | Classes - I-V | | | Classes - VI-VII | | |
|--------|----------------------|---------------|---------------|---------------|----------------|----------------|----------------|------------------|----------------|----------------|
| | | Boys | Girls | Total | Boys | Girls | Total | Boys | Girls | Total |
| 1 | Srikakulam | 3052 | 2033 | 5085 | 116009 | 109757 | 225766 | 40048 | 39110 | 79158 |
| 2 | Vizianagaram | 3333 | 2607 | 5940 | 103758 | 99102 | 202860 | 34756 | 32911 | 67667 |
| 3 | Visakhapatnam | 8995 | 7193 | 16188 | 176978 | 171469 | 348447 | 61616 | 58030 | 119646 |
| 4 | East Godavari | 20287 | 16036 | 36323 | 204960 | 198214 | 403174 | 75089 | 74948 | 150037 |
| 5 | West Godavari | 11251 | 9312 | 20563 | 146761 | 141839 | 288600 | 55053 | 55524 | 110577 |
| 6 | Krishna | 4631 | 3818 | 8449 | 148958 | 145542 | 294500 | 56083 | 55113 | 111196 |
| 7 | Guntur | 3701 | 2933 | 6634 | 141240 | 141442 | 282682 | 54407 | 53328 | 107735 |
| 8 | Prakasam | 1563 | 1326 | 2889 | 138610 | 136003 | 274613 | 43982 | 42191 | 86173 |
| 9 | Nellore | 2631 | 2133 | 4764 | 110907 | 107868 | 218775 | 38029 | 37483 | 75512 |
| 10 | Chittoor | 12062 | 9535 | 21597 | 162582 | 153514 | 316096 | 62119 | 59732 | 121851 |
| 11 | Kadapa | 4707 | 3523 | 8230 | 132976 | 124885 | 257861 | 44446 | 43759 | 88205 |
| 12 | Anantapur | 3732 | 3074 | 6806 | 166044 | 158152 | 324196 | 58327 | 57718 | 116045 |
| 13 | Kurnool | 9078 | 5991 | 15069 | 200636 | 189259 | 389895 | 64726 | 57252 | 121978 |
| 14 | Mahabubnagar | 8355 | 5336 | 13691 | 199676 | 191314 | 390990 | 59069 | 54993 | 114062 |
| 15 | Rangareddy | 36313 | 29333 | 65646 | 276033 | 257403 | 533436 | 96457 | 90654 | 187111 |
| 16 | Hyderabad | 12631 | 12595 | 25226 | 195898 | 197610 | 393508 | 70224 | 74552 | 144776 |
| 17 | Medak | 3101 | 2598 | 5699 | 145962 | 140519 | 286481 | 47724 | 46390 | 94114 |
| 18 | Nizamabad | 12000 | 9338 | 21338 | 121508 | 116138 | 237646 | 42710 | 41444 | 84154 |
| 19 | Adilabad | 8262 | 6260 | 14522 | 145215 | 138581 | 283796 | 45368 | 44487 | 89855 |
| 20 | Karimnagar | 9964 | 7897 | 17861 | 158357 | 151772 | 310129 | 66000 | 66283 | 132283 |
| 21 | Warangal | 19867 | 14811 | 34678 | 162946 | 155330 | 318276 | 62539 | 60110 | 122649 |
| 22 | Khammam | 1804 | 1502 | 3306 | 121079 | 117126 | 238205 | 45812 | 44520 | 90332 |
| 23 | Nalgonda | 17667 | 12305 | 29972 | 156271 | 148737 | 305008 | 56785 | 53731 | 110516 |
| | TOTAL | 218987 | 171489 | 390476 | 3633364 | 3491576 | 7124940 | 1281369 | 1244263 | 2525632 |

Source : DISE Data 2010-11 (as on 30th Sept-2010)

2010-11 - ALL

| Classes - VIII-X | | | Classes - XI-XII | | | Classes - I-X | | | Classes - PP-XII | | |
|------------------|---------|---------|------------------|-------|-------|---------------|---------|----------|------------------|---------|----------|
| Boys | Girls | Total | Boys | Girls | Total | Boys | Girls | Total | Boys | Girls | Total |
| 51559 | 50504 | 102063 | 195 | 587 | 782 | 207616 | 199371 | 406987 | 210863 | 201991 | 412854 |
| 44909 | 42691 | 87600 | 294 | 581 | 875 | 183423 | 174704 | 358127 | 187050 | 177892 | 364942 |
| 75453 | 73339 | 148792 | 798 | 820 | 1618 | 314047 | 302838 | 616885 | 323840 | 310851 | 634691 |
| 91697 | 95728 | 187425 | 192 | 602 | 794 | 371746 | 368890 | 740636 | 392225 | 385528 | 777753 |
| 70440 | 72434 | 142874 | 293 | 533 | 826 | 272254 | 269797 | 542051 | 283798 | 279642 | 563440 |
| 74111 | 72180 | 146291 | 222 | 327 | 549 | 279152 | 272835 | 551987 | 284005 | 276980 | 560985 |
| 69465 | 65231 | 134696 | 235 | 570 | 805 | 265112 | 260001 | 525113 | 269048 | 263504 | 532552 |
| 54724 | 49642 | 104366 | 136 | 814 | 950 | 237316 | 227836 | 465152 | 239015 | 229976 | 468991 |
| 45774 | 44986 | 90760 | 225 | 941 | 1166 | 194710 | 190337 | 385047 | 197566 | 193411 | 390977 |
| 83301 | 78211 | 161512 | 387 | 1005 | 1392 | 308002 | 291457 | 599459 | 320451 | 301997 | 622448 |
| 59831 | 55872 | 115703 | 184 | 265 | 449 | 237253 | 224516 | 461769 | 242144 | 228304 | 470448 |
| 71824 | 71080 | 142904 | 460 | 411 | 871 | 296195 | 286950 | 583145 | 300387 | 290435 | 590822 |
| 78867 | 65208 | 144075 | 217 | 193 | 410 | 344229 | 311719 | 655948 | 353524 | 317903 | 671427 |
| 78109 | 69280 | 147389 | 283 | 1028 | 1311 | 336854 | 315587 | 652441 | 345492 | 321951 | 667443 |
| 118619 | 110408 | 229027 | 767 | 717 | 1484 | 491109 | 458465 | 949574 | 528189 | 488515 | 1016704 |
| 85280 | 94397 | 179677 | 967 | 803 | 1770 | 351402 | 366559 | 717961 | 365000 | 379957 | 744957 |
| 65186 | 62420 | 127606 | 389 | 326 | 715 | 258872 | 249329 | 508201 | 262362 | 252253 | 514615 |
| 59453 | 57942 | 117395 | 191 | 18 | 209 | 223671 | 215524 | 439195 | 235862 | 224880 | 460742 |
| 56249 | 55894 | 112143 | 43 | 15 | 58 | 246832 | 238962 | 485794 | 255137 | 245237 | 500374 |
| 92411 | 95491 | 187902 | 521 | 814 | 1335 | 316768 | 313546 | 630314 | 327253 | 322257 | 649510 |
| 87257 | 83230 | 170487 | 329 | 650 | 979 | 312742 | 298670 | 611412 | 332938 | 314131 | 647069 |
| 58113 | 58089 | 116202 | 380 | 370 | 750 | 225004 | 219735 | 444739 | 227188 | 221607 | 448795 |
| 82635 | 77326 | 159961 | 166 | 24 | 190 | 295691 | 279794 | 575485 | 313524 | 292123 | 605647 |
| 1655267 | 1601583 | 3256850 | 7874 | 12414 | 20288 | 6570000 | 6337422 | 12907422 | 6796861 | 6521325 | 13318186 |

CLASS-WISE ENROLMENT

| Sl. No | Name of the District | Pre - Primary | | | Class - I | | | Class - II | | |
|--------|-----------------------|---------------|--------------|---------------|---------------|---------------|---------------|---------------|---------------|---------------|
| | | Boys | Girls | Total | Boys | Girls | Total | Boys | Girls | Total |
| 1 | Srikakulam | 2400 | 1519 | 3919 | 18027 | 16534 | 34561 | 17932 | 16821 | 34753 |
| 2 | Vizianagaram | 2233 | 1670 | 3903 | 14428 | 13211 | 27639 | 14321 | 13666 | 27987 |
| 3 | Visakhapatnam | 4548 | 3562 | 8110 | 14824 | 14070 | 28894 | 14646 | 14525 | 29171 |
| 4 | East Godavari | 8244 | 6527 | 14771 | 18170 | 16943 | 35113 | 18438 | 17830 | 36268 |
| 5 | West Godavari | 4862 | 4081 | 8943 | 12448 | 11671 | 24119 | 13122 | 12573 | 25695 |
| 6 | Krishna | 1908 | 1556 | 3464 | 12154 | 11485 | 23639 | 11996 | 11846 | 23842 |
| 7 | Guntur | 1220 | 1145 | 2365 | 9845 | 9975 | 19820 | 9292 | 9728 | 19020 |
| 8 | Prakasam | 579 | 448 | 1027 | 10932 | 10583 | 21515 | 10610 | 10727 | 21337 |
| 9 | Nellore | 1015 | 764 | 1779 | 8588 | 8345 | 16933 | 8155 | 8402 | 16557 |
| 10 | Chittoor | 4904 | 3869 | 8773 | 15107 | 14116 | 29223 | 14591 | 13983 | 28574 |
| 11 | Kadapa | 1356 | 992 | 2348 | 9840 | 9003 | 18843 | 8959 | 8810 | 17769 |
| 12 | Anantapur | 2082 | 1781 | 3863 | 20183 | 18442 | 38625 | 19524 | 18310 | 37834 |
| 13 | Kurnool | 4631 | 2902 | 7533 | 22299 | 20520 | 42819 | 21460 | 20356 | 41816 |
| 14 | Mahbubnagar | 5104 | 3144 | 8248 | 28434 | 26989 | 55423 | 22930 | 22248 | 45178 |
| 15 | Rangareddy | 15964 | 12319 | 28283 | 27202 | 25472 | 52674 | 23955 | 22732 | 46687 |
| 16 | Hyderabad | 3928 | 3821 | 7749 | 9510 | 9384 | 18894 | 9430 | 9169 | 18599 |
| 17 | Medak | 1656 | 1403 | 3059 | 19822 | 19047 | 38869 | 16060 | 15843 | 31903 |
| 18 | Nizamabad | 6294 | 4848 | 11142 | 13298 | 11820 | 25118 | 12319 | 11588 | 23907 |
| 19 | Adilabad | 4593 | 3630 | 8223 | 13321 | 12148 | 25469 | 11861 | 11356 | 23217 |
| 20 | Karimnagar | 6128 | 4788 | 10916 | 19518 | 17648 | 37166 | 17540 | 17004 | 34544 |
| 21 | Warangal | 10695 | 8033 | 18728 | 18376 | 16519 | 34895 | 14629 | 13805 | 28434 |
| 22 | Khammam | 761 | 648 | 1409 | 8973 | 8353 | 17326 | 8209 | 8027 | 16236 |
| 23 | Nalgonda | 10223 | 7015 | 17238 | 19634 | 18259 | 37893 | 16550 | 15589 | 32139 |
| | ANDHRA PRADESH | 105328 | 80465 | 185793 | 364933 | 340537 | 705470 | 336529 | 324938 | 661467 |

Source : DISE Data 2010-11 (as on 30th Sept-2010)

2010-11 - B.C. (PP-V)

| Class - III | | | Class - IV | | | Class - V | | |
|---------------|---------------|---------------|---------------|---------------|---------------|---------------|---------------|---------------|
| Boys | Girls | Total | Boys | Girls | Total | Boys | Girls | Total |
| 16985 | 16567 | 33552 | 16620 | 15911 | 32531 | 16843 | 16360 | 33203 |
| 13741 | 13403 | 27144 | 13297 | 13217 | 26514 | 13217 | 12930 | 26147 |
| 14176 | 14246 | 28422 | 14025 | 14306 | 28331 | 14439 | 14622 | 29061 |
| 17637 | 17461 | 35098 | 17287 | 17031 | 34318 | 17198 | 17376 | 34574 |
| 12946 | 12749 | 25695 | 12769 | 12763 | 25532 | 13209 | 13112 | 26321 |
| 11904 | 11723 | 23627 | 11893 | 12275 | 24168 | 12174 | 12630 | 24804 |
| 9040 | 9337 | 18377 | 8809 | 9087 | 17896 | 8922 | 9412 | 18334 |
| 9895 | 10178 | 20073 | 9310 | 9739 | 19049 | 9418 | 9645 | 19063 |
| 8038 | 8043 | 16081 | 7816 | 7894 | 15710 | 8241 | 8245 | 16486 |
| 14149 | 13645 | 27794 | 13757 | 13212 | 26969 | 14092 | 13555 | 27647 |
| 8610 | 8266 | 16876 | 8199 | 8141 | 16340 | 8146 | 8130 | 16276 |
| 18255 | 17580 | 35835 | 17166 | 17118 | 34284 | 17308 | 17042 | 34350 |
| 20117 | 19205 | 39322 | 19333 | 17983 | 37316 | 19108 | 17250 | 36358 |
| 20453 | 20580 | 41033 | 19228 | 18656 | 37884 | 18862 | 17729 | 36591 |
| 22869 | 21329 | 44198 | 22184 | 21075 | 43259 | 21670 | 20816 | 42486 |
| 8900 | 8758 | 17658 | 9040 | 8819 | 17859 | 8850 | 8729 | 17579 |
| 15114 | 14993 | 30107 | 14773 | 14834 | 29607 | 14978 | 15039 | 30017 |
| 12286 | 11671 | 23957 | 12097 | 11284 | 23381 | 11917 | 11451 | 23368 |
| 11433 | 10741 | 22174 | 10983 | 10359 | 21342 | 11099 | 10590 | 21689 |
| 17939 | 17208 | 35147 | 18548 | 18236 | 36784 | 19661 | 19022 | 38683 |
| 14426 | 13521 | 27947 | 15115 | 14748 | 29863 | 16241 | 15817 | 32058 |
| 7983 | 8059 | 16042 | 8168 | 8125 | 16293 | 8389 | 8475 | 16864 |
| 15281 | 15114 | 30395 | 15357 | 14992 | 30349 | 16060 | 15596 | 31656 |
| 322177 | 314377 | 636554 | 315774 | 309805 | 625579 | 320042 | 313573 | 633615 |

CLASS-WISE ENROLMENT

| Sl. No | Name of the District | Class - VI | | | Class - VII | | | Class - VIII | | |
|--------------|----------------------|---------------|---------------|---------------|---------------|---------------|---------------|---------------|---------------|---------------|
| | | Boys | Girls | Total | Boys | Girls | Total | Boys | Girls | Total |
| 1 | Srikakulam | 15606 | 15409 | 31015 | 14180 | 13994 | 28174 | 13130 | 12794 | 25924 |
| 2 | Vizianagaram | 12465 | 12089 | 24554 | 11336 | 10848 | 22184 | 10933 | 10481 | 21414 |
| 3 | Visakhapatnam | 13901 | 13816 | 27717 | 12617 | 12698 | 25315 | 11621 | 11578 | 23199 |
| 4 | East Godavari | 16290 | 16558 | 32848 | 15183 | 15290 | 30473 | 13470 | 13949 | 27419 |
| 5 | West Godavari | 12179 | 12633 | 24812 | 11491 | 11806 | 23297 | 10757 | 11040 | 21797 |
| 6 | Krishna | 11505 | 11877 | 23382 | 11037 | 10886 | 21923 | 9784 | 9893 | 19677 |
| 7 | Guntur | 8830 | 9082 | 17912 | 8211 | 8148 | 16359 | 7629 | 7351 | 14980 |
| 8 | Prakasam | 8197 | 8018 | 16215 | 7449 | 7262 | 14711 | 6758 | 6237 | 12995 |
| 9 | Nellore | 8074 | 8056 | 16130 | 7252 | 7155 | 14407 | 6479 | 6468 | 12947 |
| 10 | Chittoor | 14505 | 14023 | 28528 | 13535 | 13045 | 26580 | 12910 | 12100 | 25010 |
| 11 | Kadapa | 7645 | 7546 | 15191 | 6914 | 6892 | 13806 | 6335 | 6179 | 12514 |
| 12 | Anantapur | 16931 | 16703 | 33634 | 15120 | 14718 | 29838 | 13450 | 12770 | 26220 |
| 13 | Kurnool | 16612 | 14375 | 30987 | 15380 | 12739 | 28119 | 13285 | 10514 | 23799 |
| 14 | Mahabubnagar | 16984 | 16303 | 33287 | 16357 | 15161 | 31518 | 14885 | 13636 | 28521 |
| 15 | Rangareddy | 20753 | 20398 | 41151 | 20194 | 19277 | 39471 | 17442 | 16833 | 34275 |
| 16 | Hyderabad | 8818 | 8960 | 17778 | 8268 | 8582 | 16850 | 7937 | 7976 | 15913 |
| 17 | Medak | 13858 | 14208 | 28066 | 13899 | 13545 | 27444 | 12818 | 12572 | 25390 |
| 18 | Nizamabad | 11480 | 11063 | 22543 | 11227 | 10683 | 21910 | 10785 | 10383 | 21168 |
| 19 | Adilabad | 10514 | 10387 | 20901 | 10207 | 9714 | 19921 | 9276 | 9059 | 18335 |
| 20 | Karimnagar | 20322 | 20528 | 40850 | 20832 | 20829 | 41661 | 20028 | 19936 | 39964 |
| 21 | Warangal | 16131 | 16216 | 32347 | 16417 | 15960 | 32377 | 15388 | 15053 | 30441 |
| 22 | Khammam | 8504 | 8601 | 17105 | 8014 | 7924 | 15938 | 7521 | 7423 | 14944 |
| 23 | Nalgonda | 15593 | 15423 | 31016 | 15946 | 15248 | 31194 | 14792 | 14603 | 29395 |
| TOTAL | | 305697 | 302272 | 607969 | 291066 | 282404 | 573470 | 267413 | 258828 | 526241 |

Source : DISE Data 2010-11 (as on 30th Sept-2010)

2010-11 - B.C. (VI-XII)

| Class - IX | | | Class - X | | | Class - XI | | | Class - XII | | |
|------------|--------|--------|-----------|--------|--------|------------|-------|-------|-------------|-------|-------|
| Boys | Girls | Total | Boys | Girls | Total | Boys | Girls | Total | Boys | Girls | Total |
| 12895 | 12281 | 25176 | 12518 | 12376 | 24894 | 17 | 24 | 41 | 13 | 18 | 31 |
| 10616 | 10043 | 20659 | 9998 | 9098 | 19096 | 6 | 20 | 26 | 7 | 18 | 25 |
| 11001 | 11300 | 22301 | 10422 | 10755 | 21177 | 20 | 25 | 45 | 17 | 9 | 26 |
| 12226 | 12833 | 25059 | 11752 | 12054 | 23806 | 11 | 22 | 33 | 14 | 18 | 32 |
| 10171 | 10541 | 20712 | 9701 | 9982 | 19683 | 51 | 45 | 96 | 30 | 44 | 74 |
| 9539 | 9593 | 19132 | 9012 | 9196 | 18208 | 12 | 7 | 19 | 15 | 18 | 33 |
| 6849 | 6721 | 13570 | 6766 | 6292 | 13058 | 9 | 9 | 18 | 5 | 12 | 17 |
| 6348 | 5638 | 11986 | 6068 | 4985 | 11053 | 6 | 21 | 27 | 4 | 19 | 23 |
| 6297 | 6098 | 12395 | 6172 | 5810 | 11982 | 7 | 23 | 30 | 6 | 23 | 29 |
| 12530 | 11604 | 24134 | 12011 | 11098 | 23109 | 19 | 28 | 47 | 21 | 31 | 52 |
| 6032 | 5851 | 11883 | 6110 | 5451 | 11561 | 9 | 5 | 14 | 9 | 7 | 16 |
| 13111 | 12906 | 26017 | 12561 | 11655 | 24216 | 44 | 28 | 72 | 10 | 15 | 25 |
| 12796 | 9381 | 22177 | 11824 | 8599 | 20423 | 16 | 20 | 36 | 22 | 9 | 31 |
| 14805 | 13041 | 27846 | 14554 | 12423 | 26977 | 15 | 38 | 53 | 14 | 31 | 45 |
| 16929 | 16563 | 33492 | 16778 | 16066 | 32844 | 58 | 70 | 128 | 47 | 69 | 116 |
| 7602 | 7935 | 15537 | 7085 | 7524 | 14609 | 6 | 11 | 17 | 5 | 7 | 12 |
| 12779 | 12083 | 24862 | 12711 | 11933 | 24644 | 22 | 22 | 44 | 25 | 13 | 38 |
| 10831 | 10479 | 21310 | 10738 | 10075 | 20813 | 14 | 3 | 17 | 16 | 9 | 25 |
| 9297 | 8827 | 18124 | 8859 | 8383 | 17242 | 6 | 5 | 11 | 10 | 2 | 12 |
| 19510 | 20133 | 39643 | 19296 | 19781 | 39077 | 17 | 32 | 49 | 21 | 26 | 47 |
| 15586 | 15349 | 30935 | 15783 | 15428 | 31211 | 14 | 30 | 44 | 18 | 18 | 36 |
| 7038 | 6907 | 13945 | 6795 | 6873 | 13668 | 6 | 8 | 14 | 9 | 10 | 19 |
| 15378 | 15008 | 30386 | 16047 | 14774 | 30821 | 11 | 5 | 16 | 14 | 3 | 17 |
| 260166 | 251115 | 511281 | 253561 | 240611 | 494172 | 396 | 501 | 897 | 352 | 429 | 781 |

STAGE-WISE ENROLMENT

| Sl. No | Name of the District | Pre - Primary | | | Classes - I-V | | | Classes - VI-VII | | |
|-----------------------|----------------------|---------------|--------------|---------------|----------------|----------------|----------------|------------------|---------------|----------------|
| | | Boys | Girls | Total | Boys | Girls | Total | Boys | Girls | Total |
| 1 | Srikakulam | 2400 | 1519 | 3919 | 86407 | 82193 | 168600 | 29786 | 29403 | 59189 |
| 2 | Vizianagaram | 2233 | 1670 | 3903 | 69004 | 66427 | 135431 | 23801 | 22937 | 46738 |
| 3 | Visakhapatnam | 4548 | 3562 | 8110 | 72110 | 71769 | 143879 | 26518 | 26514 | 53032 |
| 4 | East Godavari | 8244 | 6527 | 14771 | 88730 | 86641 | 175371 | 31473 | 31848 | 63321 |
| 5 | West Godavari | 4862 | 4081 | 8943 | 64494 | 62868 | 127362 | 23670 | 24439 | 48109 |
| 6 | Krishna | 1908 | 1556 | 3464 | 60121 | 59959 | 120080 | 22542 | 22763 | 45305 |
| 7 | Guntur | 1220 | 1145 | 2365 | 45908 | 47539 | 93447 | 17041 | 17230 | 34271 |
| 8 | Prakasam | 579 | 448 | 1027 | 50165 | 50872 | 101037 | 15646 | 15280 | 30926 |
| 9 | Nellore | 1015 | 764 | 1779 | 40838 | 40929 | 81767 | 15326 | 15211 | 30537 |
| 10 | Chittoor | 4904 | 3869 | 8773 | 71696 | 68511 | 140207 | 28040 | 27068 | 55108 |
| 11 | Kadapa | 1356 | 992 | 2348 | 43754 | 42350 | 86104 | 14559 | 14438 | 28997 |
| 12 | Anantapur | 2082 | 1781 | 3863 | 92436 | 88492 | 180928 | 32051 | 31421 | 63472 |
| 13 | Kurnool | 4631 | 2902 | 7533 | 102317 | 95314 | 197631 | 31992 | 27114 | 59106 |
| 14 | Mahabubnagar | 5104 | 3144 | 8248 | 109907 | 106202 | 216109 | 33341 | 31464 | 64805 |
| 15 | Rangareddy | 15964 | 12319 | 28283 | 117880 | 111424 | 229304 | 40947 | 39675 | 80622 |
| 16 | Hyderabad | 3928 | 3821 | 7749 | 45730 | 44859 | 90589 | 17086 | 17542 | 34628 |
| 17 | Medak | 1656 | 1403 | 3059 | 80747 | 79756 | 160503 | 27757 | 27753 | 55510 |
| 18 | Nizamabad | 6294 | 4848 | 11142 | 61917 | 57814 | 119731 | 22707 | 21746 | 44453 |
| 19 | Adilabad | 4593 | 3630 | 8223 | 58697 | 55194 | 113891 | 20721 | 20101 | 40822 |
| 20 | Karimnagar | 6128 | 4788 | 10916 | 93206 | 89118 | 182324 | 41154 | 41357 | 82511 |
| 21 | Warangal | 10695 | 8033 | 18728 | 78787 | 74410 | 153197 | 32548 | 32176 | 64724 |
| 22 | Khammam | 761 | 648 | 1409 | 41722 | 41039 | 82761 | 16518 | 16525 | 33043 |
| 23 | Nalgonda | 10223 | 7015 | 17238 | 82882 | 79550 | 162432 | 31539 | 30671 | 62210 |
| ANDHRA PRADESH | | 105328 | 80465 | 185793 | 1659455 | 1603230 | 3262685 | 596763 | 584676 | 1181439 |

Source : DISE Data 2010-11 (as on 30th Sept-2010)

2010-11 - B.C.

| Classes - VIII-X | | | Classes-XI-XII | | | Classes - I-X | | | Classes - PP-XII | | |
|------------------|--------|---------|----------------|-------|-------|---------------|---------|---------|------------------|---------|---------|
| Boys | Girls | Total | Boys | Girls | Total | Boys | Girls | Total | Boys | Girls | Total |
| 38543 | 37451 | 75994 | 30 | 42 | 72 | 154736 | 149047 | 303783 | 157166 | 150608 | 307774 |
| 31547 | 29622 | 61169 | 13 | 38 | 51 | 124352 | 118986 | 243338 | 126598 | 120694 | 247292 |
| 33044 | 33633 | 66677 | 37 | 34 | 71 | 131672 | 131916 | 263588 | 136257 | 135512 | 271769 |
| 37448 | 38836 | 76284 | 25 | 40 | 65 | 157651 | 157325 | 314976 | 165920 | 163892 | 329812 |
| 30629 | 31563 | 62192 | 81 | 89 | 170 | 118793 | 118870 | 237663 | 123736 | 123040 | 246776 |
| 28335 | 28682 | 57017 | 27 | 25 | 52 | 110998 | 111404 | 222402 | 112933 | 112985 | 225918 |
| 21244 | 20364 | 41608 | 14 | 21 | 35 | 84193 | 85133 | 169326 | 85427 | 86299 | 171726 |
| 19174 | 16860 | 36034 | 10 | 40 | 50 | 84985 | 83012 | 167997 | 85574 | 83500 | 169074 |
| 18948 | 18376 | 37324 | 13 | 46 | 59 | 75112 | 74516 | 149628 | 76140 | 75326 | 151466 |
| 37451 | 34802 | 72253 | 40 | 59 | 99 | 137187 | 130381 | 267568 | 142131 | 134309 | 276440 |
| 18477 | 17481 | 35958 | 18 | 12 | 30 | 76790 | 74269 | 151059 | 78164 | 75273 | 153437 |
| 39122 | 37331 | 76453 | 54 | 43 | 97 | 163609 | 157244 | 320853 | 165745 | 159068 | 324813 |
| 37905 | 28494 | 66399 | 38 | 29 | 67 | 172214 | 150922 | 323136 | 176883 | 153853 | 330736 |
| 44244 | 39100 | 83344 | 29 | 69 | 98 | 187492 | 176766 | 364258 | 192625 | 179979 | 372604 |
| 51149 | 49462 | 100611 | 105 | 139 | 244 | 209976 | 200561 | 410537 | 226045 | 213019 | 439064 |
| 22624 | 23435 | 46059 | 11 | 18 | 29 | 85440 | 85836 | 171276 | 89379 | 89675 | 179054 |
| 38308 | 36588 | 74896 | 47 | 35 | 82 | 146812 | 144097 | 290909 | 148515 | 145535 | 294050 |
| 32354 | 30937 | 63291 | 30 | 12 | 42 | 116978 | 110497 | 227475 | 123302 | 115357 | 238659 |
| 27432 | 26269 | 53701 | 16 | 7 | 23 | 106850 | 101564 | 208414 | 111459 | 105201 | 216660 |
| 58834 | 59850 | 118684 | 38 | 58 | 96 | 193194 | 190325 | 383519 | 199360 | 195171 | 394531 |
| 46757 | 45830 | 92587 | 32 | 48 | 80 | 158092 | 152416 | 310508 | 168819 | 160497 | 329316 |
| 21354 | 21203 | 42557 | 15 | 18 | 33 | 79594 | 78767 | 158361 | 80370 | 79433 | 159803 |
| 46217 | 44385 | 90602 | 25 | 8 | 33 | 160638 | 154606 | 315244 | 170886 | 161629 | 332515 |
| 781140 | 750554 | 1531694 | 748 | 930 | 1678 | 3037358 | 2938460 | 5975818 | 3143434 | 3019855 | 6163289 |

CLASS-WISE ENROLMENT

| Sl. No | Name of the District | Pre - Primary | | | Class - I | | | Class - II | | |
|-----------------------|----------------------|---------------|--------------|--------------|---------------|---------------|---------------|---------------|---------------|---------------|
| | | Boys | Girls | Total | Boys | Girls | Total | Boys | Girls | Total |
| 1 | Srikakulam | 205 | 138 | 343 | 2261 | 1995 | 4256 | 2192 | 2079 | 4271 |
| 2 | Vizianagaram | 279 | 207 | 486 | 2213 | 2133 | 4346 | 2354 | 2323 | 4677 |
| 3 | Visakhapatnam | 563 | 494 | 1057 | 2735 | 2652 | 5387 | 2779 | 2797 | 5576 |
| 4 | East Godavari | 2886 | 2332 | 5218 | 9070 | 8565 | 17635 | 8807 | 8638 | 17445 |
| 5 | West Godavari | 1550 | 1262 | 2812 | 7585 | 7362 | 14947 | 7544 | 7431 | 14975 |
| 6 | Krishna | 881 | 721 | 1602 | 7883 | 7668 | 15551 | 7665 | 7499 | 15164 |
| 7 | Guntur | 626 | 449 | 1075 | 8717 | 8621 | 17338 | 8389 | 8448 | 16837 |
| 8 | Prakasam | 194 | 194 | 388 | 9337 | 8683 | 18020 | 8754 | 8754 | 17508 |
| 9 | Nellore | 517 | 419 | 936 | 6219 | 6013 | 12232 | 6084 | 5859 | 11943 |
| 10 | Chittoor | 1697 | 1288 | 2985 | 7021 | 6735 | 13756 | 6822 | 6651 | 13473 |
| 11 | Kadapa | 484 | 375 | 859 | 5539 | 5439 | 10978 | 5064 | 4830 | 9894 |
| 12 | Anantapur | 365 | 287 | 652 | 6250 | 5922 | 12172 | 6070 | 6006 | 12076 |
| 13 | Kurnool | 1228 | 745 | 1973 | 9016 | 8717 | 17733 | 8909 | 8643 | 17552 |
| 14 | Mahabubnagar | 844 | 570 | 1414 | 10081 | 9826 | 19907 | 7900 | 7934 | 15834 |
| 15 | Rangareddy | 4608 | 3757 | 8365 | 11302 | 10390 | 21692 | 9424 | 9002 | 18426 |
| 16 | Hyderabad | 1581 | 1626 | 3207 | 4218 | 4281 | 8499 | 3900 | 4050 | 7950 |
| 17 | Medak | 381 | 285 | 666 | 7025 | 6568 | 13593 | 5661 | 5417 | 11078 |
| 18 | Nizamabad | 1453 | 1042 | 2495 | 4017 | 3727 | 7744 | 3672 | 3492 | 7164 |
| 19 | Adilabad | 1467 | 1003 | 2470 | 5663 | 5283 | 10946 | 5179 | 4996 | 10175 |
| 20 | Karimnagar | 1853 | 1454 | 3307 | 6422 | 5826 | 12248 | 5563 | 5534 | 11097 |
| 21 | Warangal | 2914 | 2267 | 5181 | 7556 | 7103 | 14659 | 5892 | 5703 | 11595 |
| 22 | Khammam | 245 | 251 | 496 | 4831 | 4446 | 9277 | 4359 | 4257 | 8616 |
| 23 | Nalgonda | 2224 | 1564 | 3788 | 7782 | 7496 | 15278 | 6239 | 6199 | 12438 |
| ANDHRA PRADESH | | 29045 | 22730 | 51775 | 152743 | 145451 | 298194 | 139222 | 136542 | 275764 |

Source : DISE Data 2010-11 (as on 30th Sept-2010)

2010-11 - S.C. (PP-V)

| Class - III | | | Class - IV | | | Class - V | | |
|---------------|---------------|---------------|---------------|---------------|---------------|---------------|---------------|---------------|
| Boys | Girls | Total | Boys | Girls | Total | Boys | Girls | Total |
| 2195 | 2150 | 4345 | 2167 | 2163 | 4330 | 2240 | 2214 | 4454 |
| 2150 | 2111 | 4261 | 2196 | 2049 | 4245 | 2050 | 2117 | 4167 |
| 2906 | 2812 | 5718 | 2776 | 2853 | 5629 | 2783 | 2873 | 5656 |
| 8404 | 8273 | 16677 | 8575 | 8141 | 16716 | 8487 | 8447 | 16934 |
| 7681 | 7333 | 15014 | 7663 | 7266 | 14929 | 7635 | 7736 | 15371 |
| 7472 | 7453 | 14925 | 7598 | 7795 | 15393 | 7841 | 8013 | 15854 |
| 7947 | 7995 | 15942 | 7856 | 7882 | 15738 | 8090 | 7723 | 15813 |
| 8114 | 7896 | 16010 | 7610 | 7487 | 15097 | 7566 | 7429 | 14995 |
| 5486 | 5338 | 10824 | 5504 | 5371 | 10875 | 5655 | 5685 | 11340 |
| 6442 | 6465 | 12907 | 6347 | 6315 | 12662 | 6595 | 6483 | 13078 |
| 4715 | 4466 | 9181 | 4537 | 4425 | 8962 | 4628 | 4531 | 9159 |
| 5653 | 5519 | 11172 | 5218 | 5324 | 10542 | 5107 | 5318 | 10425 |
| 8518 | 8011 | 16529 | 8380 | 7994 | 16374 | 8246 | 7660 | 15906 |
| 7146 | 6908 | 14054 | 6739 | 6408 | 13147 | 6572 | 6094 | 12666 |
| 8561 | 8450 | 17011 | 8463 | 7938 | 16401 | 8266 | 7925 | 16191 |
| 3767 | 3735 | 7502 | 3605 | 3664 | 7269 | 3721 | 3555 | 7276 |
| 5171 | 5091 | 10262 | 5309 | 4973 | 10282 | 5275 | 5389 | 10664 |
| 3655 | 3415 | 7070 | 3467 | 3425 | 6892 | 3587 | 3370 | 6957 |
| 4916 | 4749 | 9665 | 4808 | 4454 | 9262 | 4931 | 4820 | 9751 |
| 5659 | 5581 | 11240 | 5993 | 5739 | 11732 | 6307 | 6333 | 12640 |
| 5875 | 5637 | 11512 | 5971 | 5797 | 11768 | 6344 | 6572 | 12916 |
| 4226 | 4204 | 8430 | 4528 | 4336 | 8864 | 4496 | 4444 | 8940 |
| 5671 | 5954 | 11625 | 5819 | 5657 | 11476 | 6179 | 6208 | 12387 |
| 132330 | 129546 | 261876 | 131129 | 127456 | 258585 | 132601 | 130939 | 263540 |

CLASS-WISE ENROLMENT

| Sl. No | Name of District | Class - VI | | | Class - VII | | | Class -VIII | | |
|-----------------------|------------------|---------------|---------------|---------------|---------------|---------------|---------------|---------------|---------------|---------------|
| | | Boys | Girls | Total | Boys | Girls | Total | Boys | Girls | Total |
| 1 | Srikakulam | 1978 | 2012 | 3990 | 1727 | 1762 | 3489 | 1622 | 1731 | 3353 |
| 2 | Vizianagaram | 2051 | 2084 | 4135 | 1768 | 1719 | 3487 | 1725 | 1777 | 3502 |
| 3 | Visakhapatnam | 2654 | 2582 | 5236 | 2491 | 2448 | 4939 | 2183 | 2093 | 4276 |
| 4 | East Godavari | 7924 | 7930 | 15854 | 7149 | 6983 | 14132 | 6411 | 6843 | 13254 |
| 5 | West Godavari | 6974 | 6992 | 13966 | 6186 | 6308 | 12494 | 5692 | 6025 | 11717 |
| 6 | Krishna | 7191 | 7209 | 14400 | 6638 | 6603 | 13241 | 6099 | 6114 | 12213 |
| 7 | Guntur | 7636 | 7344 | 14980 | 6556 | 6358 | 12914 | 6298 | 5698 | 11996 |
| 8 | Prakasam | 6145 | 5738 | 11883 | 5297 | 5051 | 10348 | 4924 | 4377 | 9301 |
| 9 | Nellore | 5787 | 5518 | 11305 | 4581 | 4593 | 9174 | 4470 | 4397 | 8867 |
| 10 | Chittoor | 6856 | 6839 | 13695 | 5990 | 6070 | 12060 | 5814 | 5649 | 11463 |
| 11 | Kadapa | 4027 | 4111 | 8138 | 3544 | 3507 | 7051 | 3269 | 3093 | 6362 |
| 12 | Anantapur | 5262 | 5416 | 10678 | 4336 | 4488 | 8824 | 4121 | 4207 | 8328 |
| 13 | Kurnool | 7088 | 6402 | 13490 | 6482 | 5637 | 12119 | 5967 | 4974 | 10941 |
| 14 | Mahabubnagar | 5766 | 5696 | 11462 | 5144 | 5010 | 10154 | 4897 | 4461 | 9358 |
| 15 | Rangareddy | 7937 | 7791 | 15728 | 7320 | 7034 | 14354 | 6524 | 6221 | 12745 |
| 16 | Hyderabad | 3382 | 3466 | 6848 | 3212 | 3167 | 6379 | 2845 | 3065 | 5910 |
| 17 | Medak | 4872 | 5021 | 9893 | 4432 | 4431 | 8863 | 4179 | 4354 | 8533 |
| 18 | Nizamabad | 3298 | 3284 | 6582 | 3085 | 3137 | 6222 | 3029 | 3107 | 6136 |
| 19 | Adilabad | 4499 | 4630 | 9129 | 4147 | 4246 | 8393 | 3969 | 3682 | 7651 |
| 20 | Karimnagar | 6259 | 6251 | 12510 | 6274 | 6189 | 12463 | 6245 | 6250 | 12495 |
| 21 | Warangal | 6141 | 6143 | 12284 | 5887 | 5785 | 11672 | 5345 | 5196 | 10541 |
| 22 | Khammam | 4692 | 4494 | 9186 | 4088 | 3874 | 7962 | 3918 | 3794 | 7712 |
| 23 | Nalgonda | 5759 | 5753 | 11512 | 5632 | 5480 | 11112 | 5449 | 5082 | 10531 |
| ANDHRA PRADESH | | 124178 | 122706 | 246884 | 111966 | 109880 | 221846 | 104995 | 102190 | 207185 |

Source : DISE Data 2010-11 (as on 30th Sept-2010)

2010-11 - S.C. (VI-XII)

| Class - IX | | | Class - X | | | Class - XI | | | Class - XII | | |
|------------|--------|--------|-----------|-------|--------|------------|-------|-------|-------------|-------|-------|
| Boys | Girls | Total | Boys | Girls | Total | Boys | Girls | Total | Boys | Girls | Total |
| 1605 | 1683 | 3288 | 1549 | 1617 | 3166 | 79 | 276 | 355 | 68 | 242 | 310 |
| 1627 | 1756 | 3383 | 1562 | 1495 | 3057 | 82 | 265 | 347 | 66 | 247 | 313 |
| 2125 | 2228 | 4353 | 1981 | 2061 | 4042 | 180 | 209 | 389 | 149 | 194 | 343 |
| 6308 | 6617 | 12925 | 5684 | 6178 | 11862 | 66 | 291 | 357 | 55 | 232 | 287 |
| 5323 | 5384 | 10707 | 4884 | 5210 | 10094 | 76 | 214 | 290 | 79 | 189 | 268 |
| 5761 | 5802 | 11563 | 5622 | 5561 | 11183 | 55 | 143 | 198 | 43 | 96 | 139 |
| 5628 | 5278 | 10906 | 5140 | 4903 | 10043 | 79 | 255 | 334 | 72 | 226 | 298 |
| 4500 | 3992 | 8492 | 4124 | 3477 | 7601 | 57 | 390 | 447 | 51 | 344 | 395 |
| 4064 | 4121 | 8185 | 3755 | 3765 | 7520 | 84 | 440 | 524 | 83 | 392 | 475 |
| 5809 | 5568 | 11377 | 5563 | 5275 | 10838 | 89 | 382 | 471 | 87 | 373 | 460 |
| 3122 | 3025 | 6147 | 3050 | 2769 | 5819 | 84 | 147 | 231 | 32 | 86 | 118 |
| 3938 | 4128 | 8066 | 3775 | 3827 | 7602 | 133 | 134 | 267 | 116 | 118 | 234 |
| 5582 | 4723 | 10305 | 5333 | 4465 | 9798 | 85 | 73 | 158 | 76 | 70 | 146 |
| 5051 | 4500 | 9551 | 4884 | 4287 | 9171 | 119 | 491 | 610 | 117 | 401 | 518 |
| 6465 | 6246 | 12711 | 6468 | 6350 | 12818 | 30 | 99 | 129 | 36 | 65 | 101 |
| 2752 | 3019 | 5771 | 2608 | 2927 | 5535 | 29 | 19 | 48 | 20 | 16 | 36 |
| 4381 | 4613 | 8994 | 4379 | 4282 | 8661 | 149 | 147 | 296 | 128 | 108 | 236 |
| 3130 | 3104 | 6234 | 3168 | 2950 | 6118 | 88 | 0 | 88 | 52 | 1 | 53 |
| 3862 | 3934 | 7796 | 3660 | 3712 | 7372 | 1 | 5 | 6 | 10 | 0 | 10 |
| 6093 | 6520 | 12613 | 6145 | 6497 | 12642 | 262 | 399 | 661 | 183 | 305 | 488 |
| 5291 | 5464 | 10755 | 5446 | 5459 | 10905 | 156 | 306 | 462 | 117 | 259 | 376 |
| 3835 | 3793 | 7628 | 3576 | 3580 | 7156 | 144 | 141 | 285 | 130 | 124 | 254 |
| 5719 | 5687 | 11406 | 5836 | 5604 | 11440 | 80 | 1 | 81 | 43 | 7 | 50 |
| 101971 | 101185 | 203156 | 98192 | 96251 | 194443 | 2207 | 4827 | 7034 | 1813 | 4095 | 5908 |

STAGE-WISE ENROLMENT

| Sl. No. | Name of the District | Pre-Primary | | | Classes - I-V | | | Classes - VI-VII | | |
|-----------------------|----------------------|--------------|--------------|--------------|---------------|---------------|----------------|------------------|---------------|---------------|
| | | Boys | Girls | Total | Boys | Girls | Total | Boys | Girls | Total |
| 1 | Srikakulam | 205 | 138 | 343 | 11055 | 10601 | 21656 | 3705 | 3774 | 7479 |
| 2 | Vizianagaram | 279 | 207 | 486 | 10963 | 10733 | 21696 | 3819 | 3803 | 7622 |
| 3 | Visakhapatnam | 563 | 494 | 1057 | 13979 | 13987 | 27966 | 5145 | 5030 | 10175 |
| 4 | East Godavari | 2886 | 2332 | 5218 | 43343 | 42064 | 85407 | 15073 | 14913 | 29986 |
| 5 | West Godavari | 1550 | 1262 | 2812 | 38108 | 37128 | 75236 | 13160 | 13300 | 26460 |
| 6 | Krishna | 881 | 721 | 1602 | 38459 | 38428 | 76887 | 13829 | 13812 | 27641 |
| 7 | Guntur | 626 | 449 | 1075 | 40999 | 40669 | 81668 | 14192 | 13702 | 27894 |
| 8 | Prakasam | 194 | 194 | 388 | 41381 | 40249 | 81630 | 11442 | 10789 | 22231 |
| 9 | Nellore | 517 | 419 | 936 | 28948 | 28266 | 57214 | 10368 | 10111 | 20479 |
| 10 | Chittoor | 1697 | 1288 | 2985 | 33227 | 32649 | 65876 | 12846 | 12909 | 25755 |
| 11 | Kadapa | 484 | 375 | 859 | 24483 | 23691 | 48174 | 7571 | 7618 | 15189 |
| 12 | Anantapur | 365 | 287 | 652 | 28298 | 28089 | 56387 | 9598 | 9904 | 19502 |
| 13 | Kurnool | 1228 | 745 | 1973 | 43069 | 41025 | 84094 | 13570 | 12039 | 25609 |
| 14 | Mahbubnagar | 844 | 570 | 1414 | 38438 | 37170 | 75608 | 10910 | 10706 | 21616 |
| 15 | Rangareddy | 4608 | 3757 | 8365 | 46016 | 43705 | 89721 | 15257 | 14825 | 30082 |
| 16 | Hyderabad | 1581 | 1626 | 3207 | 19211 | 19285 | 38496 | 6594 | 6633 | 13227 |
| 17 | Medak | 381 | 285 | 666 | 28441 | 27438 | 55879 | 9304 | 9452 | 18756 |
| 18 | Nizamabad | 1453 | 1042 | 2495 | 18398 | 17429 | 35827 | 6383 | 6421 | 12804 |
| 19 | Adilabad | 1467 | 1003 | 2470 | 25497 | 24302 | 49799 | 8646 | 8876 | 17522 |
| 20 | Karimnagar | 1853 | 1454 | 3307 | 29944 | 29013 | 58957 | 12533 | 12440 | 24973 |
| 21 | Warangal | 2914 | 2267 | 5181 | 31638 | 30812 | 62450 | 12028 | 11928 | 23956 |
| 22 | Khammam | 245 | 251 | 496 | 22440 | 21687 | 44127 | 8780 | 8368 | 17148 |
| 23 | Nalgonda | 2224 | 1564 | 3788 | 31690 | 31514 | 63204 | 11391 | 11233 | 22624 |
| ANDHRA PRADESH | | 29045 | 22730 | 51775 | 688025 | 669934 | 1357959 | 236144 | 232586 | 468730 |

Source : DISE Data 2010-11 (as on 30th Sept-2010)

2010-11 - S.C.

| Classes - VIII-X | | | Classes-XI-XII | | | Classes - I-X | | | Classes - PP-XII | | |
|------------------|--------|--------|----------------|-------|-------|---------------|---------|---------|------------------|---------|---------|
| Boys | Girls | Total | Boys | Girls | Total | Boys | Girls | Total | Boys | Girls | Total |
| 4776 | 5031 | 9807 | 147 | 518 | 665 | 19536 | 19406 | 38942 | 19888 | 20062 | 39950 |
| 4914 | 5028 | 9942 | 148 | 512 | 660 | 19696 | 19564 | 39260 | 20123 | 20283 | 40406 |
| 6289 | 6382 | 12671 | 329 | 403 | 732 | 25413 | 25399 | 50812 | 26305 | 26296 | 52601 |
| 18403 | 19638 | 38041 | 121 | 523 | 644 | 76819 | 76615 | 153434 | 79826 | 79470 | 159296 |
| 15899 | 16619 | 32518 | 155 | 403 | 558 | 67167 | 67047 | 134214 | 68872 | 68712 | 137584 |
| 17482 | 17477 | 34959 | 98 | 239 | 337 | 69770 | 69717 | 139487 | 70749 | 70677 | 141426 |
| 17066 | 15879 | 32945 | 151 | 481 | 632 | 72257 | 70250 | 142507 | 73034 | 71180 | 144214 |
| 13548 | 11846 | 25394 | 108 | 734 | 842 | 66371 | 62884 | 129255 | 66673 | 63812 | 130485 |
| 12289 | 12283 | 24572 | 167 | 832 | 999 | 51605 | 50660 | 102265 | 52289 | 51911 | 104200 |
| 17186 | 16492 | 33678 | 176 | 755 | 931 | 63259 | 62050 | 125309 | 65132 | 64093 | 129225 |
| 9441 | 8887 | 18328 | 116 | 233 | 349 | 41495 | 40196 | 81691 | 42095 | 40804 | 82899 |
| 11834 | 12162 | 23996 | 249 | 252 | 501 | 49730 | 50155 | 99885 | 50344 | 50694 | 101038 |
| 16882 | 14162 | 31044 | 161 | 143 | 304 | 73521 | 67226 | 140747 | 74910 | 68114 | 143024 |
| 14832 | 13248 | 28080 | 236 | 892 | 1128 | 64180 | 61124 | 125304 | 65260 | 62586 | 127846 |
| 19457 | 18817 | 38274 | 66 | 164 | 230 | 80730 | 77347 | 158077 | 85404 | 81268 | 166672 |
| 8205 | 9011 | 17216 | 49 | 35 | 84 | 34010 | 34929 | 68939 | 35640 | 36590 | 72230 |
| 12939 | 13249 | 26188 | 277 | 255 | 532 | 50684 | 50139 | 100823 | 51342 | 50679 | 102021 |
| 9327 | 9161 | 18488 | 140 | 1 | 141 | 34108 | 33011 | 67119 | 35701 | 34054 | 69755 |
| 11491 | 11328 | 22819 | 11 | 5 | 16 | 45634 | 44506 | 90140 | 47112 | 45514 | 92626 |
| 18483 | 19267 | 37750 | 445 | 704 | 1149 | 60960 | 60720 | 121680 | 63258 | 62878 | 126136 |
| 16082 | 16119 | 32201 | 273 | 565 | 838 | 59748 | 58859 | 118607 | 62935 | 61691 | 124626 |
| 11329 | 11167 | 22496 | 274 | 265 | 539 | 42549 | 41222 | 83771 | 43068 | 41738 | 84806 |
| 17004 | 16373 | 33377 | 123 | 8 | 131 | 60085 | 59120 | 119205 | 62432 | 60692 | 123124 |
| 305158 | 299626 | 604784 | 4020 | 8922 | 12942 | 1229327 | 1202146 | 2431473 | 1262392 | 1233798 | 2496190 |

CLASS-WISE ENROLMENT

| Sl. No. | Name of the District | Pre - Primary | | | Class - I | | | Class - II | |
|-----------------------|----------------------|---------------|-------------|--------------|---------------|--------------|---------------|--------------|--------------|
| | | Boys | Girls | Total | Boys | Girls | Total | Boys | Girls |
| 1 | Srikakulam | 59 | 34 | 93 | 1779 | 1691 | 3470 | 1745 | 1605 |
| 2 | Vizianagaram | 104 | 102 | 206 | 2895 | 2697 | 5592 | 2824 | 2818 |
| 3 | Visakhapatnam | 363 | 262 | 625 | 8840 | 8684 | 17524 | 7847 | 7834 |
| 4 | East Godavari | 313 | 271 | 584 | 2764 | 2580 | 5344 | 2325 | 2277 |
| 5 | West Godavari | 183 | 140 | 323 | 1356 | 1282 | 2638 | 1258 | 1299 |
| 6 | Krishna | 143 | 109 | 252 | 1753 | 1757 | 3510 | 1699 | 1608 |
| 7 | Guntur | 154 | 122 | 276 | 3514 | 3178 | 6692 | 2925 | 2859 |
| 8 | Prakasam | 77 | 52 | 129 | 2742 | 2541 | 5283 | 2314 | 2214 |
| 9 | Nellore | 224 | 182 | 406 | 4276 | 3892 | 8168 | 3956 | 3817 |
| 10 | Chittoor | 315 | 228 | 543 | 2160 | 2073 | 4233 | 2058 | 1915 |
| 11 | Kadapa | 120 | 101 | 221 | 1460 | 1308 | 2768 | 1264 | 1206 |
| 12 | Anantapur | 164 | 106 | 270 | 2002 | 1703 | 3705 | 1794 | 1647 |
| 13 | Kurnool | 202 | 133 | 335 | 1399 | 1296 | 2695 | 1354 | 1102 |
| 14 | Mahbubnagar | 868 | 490 | 1358 | 8295 | 8094 | 16389 | 5569 | 5483 |
| 15 | Rangareddy | 2203 | 1712 | 3915 | 5619 | 5333 | 10952 | 4393 | 4315 |
| 16 | Hyderabad | 443 | 369 | 812 | 1234 | 1205 | 2439 | 972 | 1094 |
| 17 | Medak | 228 | 145 | 373 | 4791 | 4514 | 9305 | 3313 | 3199 |
| 18 | Nizamabad | 1166 | 737 | 1903 | 3241 | 3213 | 6454 | 2892 | 2762 |
| 19 | Adilabad | 708 | 559 | 1267 | 10635 | 10213 | 20848 | 8940 | 8855 |
| 20 | Karimnagar | 329 | 261 | 590 | 1954 | 1947 | 3901 | 1588 | 1609 |
| 21 | Warangal | 2714 | 1795 | 4509 | 10654 | 10216 | 20870 | 6559 | 6703 |
| 22 | Khammam | 218 | 148 | 366 | 9598 | 9186 | 18784 | 8511 | 8229 |
| 23 | Nalgonda | 1741 | 951 | 2692 | 7562 | 6971 | 14533 | 5423 | 5291 |
| ANDHRA PRADESH | | 13039 | 9009 | 22048 | 100523 | 95574 | 196097 | 81523 | 79741 |

Source : DISE Data 2010-11 (as on 30th Sept-2010)

2010-11 - S.T. (PP-V)

| Total | Class - III | | | Class - IV | | | Class - V | | |
|--------|-------------|-------|--------|------------|-------|--------|-----------|-------|--------|
| | Boys | Girls | Total | Boys | Girls | Total | Boys | Girls | Total |
| 3350 | 2009 | 1726 | 3735 | 1792 | 1509 | 3301 | 1725 | 1609 | 3334 |
| 5642 | 3324 | 3095 | 6419 | 3298 | 2811 | 6109 | 3119 | 2760 | 5879 |
| 15681 | 8556 | 7764 | 16320 | 7728 | 7043 | 14771 | 7314 | 6886 | 14200 |
| 4602 | 2459 | 2250 | 4709 | 2197 | 2236 | 4433 | 2138 | 2180 | 4318 |
| 2557 | 1252 | 1158 | 2410 | 1170 | 1122 | 2292 | 1145 | 1098 | 2243 |
| 3307 | 1566 | 1544 | 3110 | 1504 | 1510 | 3014 | 1495 | 1484 | 2979 |
| 5784 | 2545 | 2481 | 5026 | 2260 | 2074 | 4334 | 2112 | 1928 | 4040 |
| 4528 | 2001 | 1863 | 3864 | 1723 | 1585 | 3308 | 1451 | 1337 | 2788 |
| 7773 | 3460 | 3205 | 6665 | 3001 | 2900 | 5901 | 2555 | 2499 | 5054 |
| 3973 | 1985 | 1869 | 3854 | 1738 | 1619 | 3357 | 1609 | 1619 | 3228 |
| 2470 | 1241 | 1032 | 2273 | 1040 | 924 | 1964 | 954 | 941 | 1895 |
| 3441 | 1720 | 1543 | 3263 | 1572 | 1361 | 2933 | 1491 | 1353 | 2844 |
| 2456 | 1124 | 1069 | 2193 | 1035 | 1052 | 2087 | 1039 | 929 | 1968 |
| 11052 | 4983 | 4442 | 9425 | 4204 | 3371 | 7575 | 3843 | 2893 | 6736 |
| 8708 | 4226 | 3860 | 8086 | 3931 | 3419 | 7350 | 3594 | 3060 | 6654 |
| 2066 | 973 | 1065 | 2038 | 934 | 968 | 1902 | 883 | 883 | 1766 |
| 6512 | 2906 | 2528 | 5434 | 2233 | 1967 | 4200 | 2132 | 1641 | 3773 |
| 5654 | 2639 | 2401 | 5040 | 2446 | 2225 | 4671 | 2415 | 2000 | 4415 |
| 17795 | 7685 | 7156 | 14841 | 6376 | 5909 | 12285 | 6292 | 5601 | 11893 |
| 3197 | 1599 | 1497 | 3096 | 1647 | 1516 | 3163 | 1623 | 1546 | 3169 |
| 13262 | 5991 | 6218 | 12209 | 5930 | 5827 | 11757 | 5852 | 5586 | 11438 |
| 16740 | 8255 | 8229 | 16484 | 8319 | 8047 | 16366 | 8095 | 8119 | 16214 |
| 10714 | 4731 | 4360 | 9091 | 4193 | 3657 | 7850 | 3987 | 3376 | 7363 |
| 161264 | 77230 | 72355 | 149585 | 70271 | 64652 | 134923 | 66863 | 61328 | 128191 |

CLASS-WISE ENROLMENT

| Sl. No. | Name of the District | Class - VI | | | Class - VII | | | Class - VIII | | |
|-----------------------|----------------------|--------------|--------------|---------------|--------------|--------------|--------------|--------------|--------------|--------------|
| | | Boys | Girls | Total | Boys | Girls | Total | Boys | Girls | Total |
| 1 | Srikakulam | 1564 | 1271 | 2835 | 1383 | 1163 | 2546 | 1307 | 1098 | 2405 |
| 2 | Vizianagaram | 2178 | 1779 | 3957 | 1790 | 1427 | 3217 | 1577 | 1429 | 3006 |
| 3 | Visakhapatnam | 5752 | 4456 | 10208 | 4954 | 3864 | 8818 | 4180 | 3608 | 7788 |
| 4 | East Godavari | 2005 | 1877 | 3882 | 1695 | 1701 | 3396 | 1594 | 1713 | 3307 |
| 5 | West Godavari | 991 | 899 | 1890 | 757 | 827 | 1584 | 706 | 730 | 1436 |
| 6 | Krishna | 1170 | 1001 | 2171 | 1082 | 909 | 1991 | 892 | 770 | 1662 |
| 7 | Guntur | 1703 | 1548 | 3251 | 1588 | 1248 | 2836 | 1289 | 958 | 2247 |
| 8 | Prakasam | 1004 | 791 | 1795 | 871 | 689 | 1560 | 695 | 576 | 1271 |
| 9 | Nellore | 1866 | 1741 | 3607 | 1385 | 1250 | 2635 | 1032 | 1022 | 2054 |
| 10 | Chittoor | 1604 | 1448 | 3052 | 1299 | 1176 | 2475 | 1154 | 1056 | 2210 |
| 11 | Kadapa | 805 | 730 | 1535 | 716 | 662 | 1378 | 636 | 584 | 1220 |
| 12 | Anantapur | 1463 | 1402 | 2865 | 1152 | 1191 | 2343 | 1021 | 1034 | 2055 |
| 13 | Kurnool | 938 | 827 | 1765 | 837 | 776 | 1613 | 827 | 714 | 1541 |
| 14 | Mahbubnagar | 3367 | 2349 | 5716 | 3062 | 1946 | 5008 | 2452 | 1710 | 4162 |
| 15 | Rangareddy | 3418 | 2727 | 6145 | 3031 | 2529 | 5560 | 2595 | 1839 | 4434 |
| 16 | Hyderabad | 729 | 716 | 1445 | 705 | 651 | 1356 | 604 | 619 | 1223 |
| 17 | Medak | 1765 | 1296 | 3061 | 1706 | 1086 | 2792 | 1591 | 1076 | 2667 |
| 18 | Nizamabad | 2094 | 1817 | 3911 | 1899 | 1589 | 3488 | 1863 | 1410 | 3273 |
| 19 | Adilabad | 5179 | 4650 | 9829 | 4287 | 3745 | 8032 | 3523 | 3236 | 6759 |
| 20 | Karimnagar | 1342 | 1278 | 2620 | 1303 | 1198 | 2501 | 1084 | 1081 | 2165 |
| 21 | Warangal | 5374 | 4989 | 10363 | 4952 | 4513 | 9465 | 4867 | 4107 | 8974 |
| 22 | Khammam | 7681 | 7450 | 15131 | 6605 | 6338 | 12943 | 5929 | 5872 | 11801 |
| 23 | Nalgonda | 3724 | 2904 | 6628 | 3415 | 2660 | 6075 | 3292 | 2461 | 5753 |
| ANDHRA PRADESH | | 57716 | 49946 | 107662 | 50474 | 43138 | 93612 | 44710 | 38703 | 83413 |

Source : DISE Data 2010-11 (as on 30th Sept -2010)

2010-11 - S.T. (VI-XII)

| Class - IX | | | Class - X | | | Class - XI | | | CLASS - XII | | |
|--------------|--------------|--------------|--------------|--------------|--------------|------------|------------|------------|-------------|------------|------------|
| Boys | Girls | Total | Boys | Girls | Total | Boys | Girls | Total | Boys | Girls | Total |
| 1243 | 1125 | 2368 | 1059 | 1078 | 2137 | 2 | 5 | 7 | 5 | 12 | 17 |
| 1305 | 1316 | 2621 | 1140 | 1135 | 2275 | 9 | 12 | 21 | 7 | 11 | 18 |
| 3839 | 3368 | 7207 | 3347 | 3084 | 6431 | 15 | 17 | 32 | 15 | 15 | 30 |
| 1411 | 1651 | 3062 | 1163 | 1501 | 2664 | 9 | 5 | 14 | 4 | 4 | 8 |
| 664 | 706 | 1370 | 599 | 669 | 1268 | 6 | 6 | 12 | 3 | 9 | 12 |
| 856 | 705 | 1561 | 839 | 691 | 1530 | 5 | 6 | 11 | 3 | 8 | 11 |
| 1126 | 915 | 2041 | 1004 | 777 | 1781 | 13 | 11 | 24 | 8 | 13 | 21 |
| 535 | 553 | 1088 | 538 | 478 | 1016 | 0 | 9 | 9 | 2 | 12 | 14 |
| 1034 | 902 | 1936 | 760 | 780 | 1540 | 3 | 18 | 21 | 3 | 17 | 20 |
| 1045 | 956 | 2001 | 926 | 798 | 1724 | 2 | 24 | 26 | 9 | 20 | 29 |
| 566 | 597 | 1163 | 589 | 485 | 1074 | 8 | 3 | 11 | 6 | 4 | 10 |
| 957 | 984 | 1941 | 1015 | 1020 | 2035 | 5 | 10 | 15 | 6 | 9 | 15 |
| 790 | 602 | 1392 | 720 | 561 | 1281 | 2 | 5 | 7 | 5 | 0 | 5 |
| 2528 | 1552 | 4080 | 2369 | 1414 | 3783 | 11 | 24 | 35 | 4 | 18 | 22 |
| 2413 | 1814 | 4227 | 2184 | 1603 | 3787 | 75 | 18 | 93 | 31 | 9 | 40 |
| 538 | 515 | 1053 | 514 | 476 | 990 | 8 | 4 | 12 | 4 | 3 | 7 |
| 1482 | 995 | 2477 | 1372 | 826 | 2198 | 14 | 12 | 26 | 9 | 9 | 18 |
| 1783 | 1461 | 3244 | 1789 | 1283 | 3072 | 5 | 1 | 6 | 5 | 2 | 7 |
| 2888 | 2929 | 5817 | 2775 | 2700 | 5475 | 5 | 0 | 5 | 4 | 3 | 7 |
| 1061 | 999 | 2060 | 940 | 919 | 1859 | 10 | 22 | 32 | 10 | 11 | 21 |
| 4481 | 3968 | 8449 | 4496 | 3739 | 8235 | 3 | 20 | 23 | 9 | 9 | 18 |
| 5621 | 5932 | 11553 | 5427 | 5719 | 11146 | 47 | 52 | 99 | 40 | 28 | 68 |
| 3131 | 2343 | 5474 | 3351 | 2413 | 5764 | 4 | 2 | 6 | 5 | 0 | 5 |
| 41297 | 36888 | 78185 | 38916 | 34149 | 73065 | 261 | 286 | 547 | 197 | 226 | 423 |

STAGE-WISE ENROLMENT

| Sl. No | Name of the District | Pre - Primary | | | Class - I-V | | | Class - VI-VII | | |
|-----------------------|----------------------|---------------|-------------|--------------|---------------|---------------|---------------|----------------|--------------|---------------|
| | | Boys | Girls | Total | Boys | Girls | Total | Boys | Girls | Total |
| 1 | Srikakulam | 59 | 34 | 93 | 9050 | 8140 | 17190 | 2947 | 2434 | 5381 |
| 2 | Vizianagaram | 104 | 102 | 206 | 15460 | 14181 | 29641 | 3968 | 3206 | 7174 |
| 3 | Visakhapatnam | 363 | 262 | 625 | 40285 | 38211 | 78496 | 10706 | 8320 | 19026 |
| 4 | East Godavari | 313 | 271 | 584 | 11883 | 11523 | 23406 | 3700 | 3578 | 7278 |
| 5 | West Godavari | 183 | 140 | 323 | 6181 | 5959 | 12140 | 1748 | 1726 | 3474 |
| 6 | Krishna | 143 | 109 | 252 | 8017 | 7903 | 15920 | 2252 | 1910 | 4162 |
| 7 | Guntur | 154 | 122 | 276 | 13356 | 12520 | 25876 | 3291 | 2796 | 6087 |
| 8 | Prakasam | 77 | 52 | 129 | 10231 | 9540 | 19771 | 1875 | 1480 | 3355 |
| 9 | Nellore | 224 | 182 | 406 | 17248 | 16313 | 33561 | 3251 | 2991 | 6242 |
| 10 | Chittoor | 315 | 228 | 543 | 9550 | 9095 | 18645 | 2903 | 2624 | 5527 |
| 11 | Kadapa | 120 | 101 | 221 | 5959 | 5411 | 11370 | 1521 | 1392 | 2913 |
| 12 | Anantapur | 164 | 106 | 270 | 8579 | 7607 | 16186 | 2615 | 2593 | 5208 |
| 13 | Kurnool | 202 | 133 | 335 | 5951 | 5448 | 11399 | 1775 | 1603 | 3378 |
| 14 | Mahbubnagar | 868 | 490 | 1358 | 26894 | 24283 | 51177 | 6429 | 4295 | 10724 |
| 15 | Rangareddy | 2203 | 1712 | 3915 | 21763 | 19987 | 41750 | 6449 | 5256 | 11705 |
| 16 | Hyderabad | 443 | 369 | 812 | 4996 | 5215 | 10211 | 1434 | 1367 | 2801 |
| 17 | Medak | 228 | 145 | 373 | 15375 | 13849 | 29224 | 3471 | 2382 | 5853 |
| 18 | Nizamabad | 1166 | 737 | 1903 | 13633 | 12601 | 26234 | 3993 | 3406 | 7399 |
| 19 | Adilabad | 708 | 559 | 1267 | 39928 | 37734 | 77662 | 9466 | 8395 | 17861 |
| 20 | Karimnagar | 329 | 261 | 590 | 8411 | 8115 | 16526 | 2645 | 2476 | 5121 |
| 21 | Warangal | 2714 | 1795 | 4509 | 34986 | 34550 | 69536 | 10326 | 9502 | 19828 |
| 22 | Khammam | 218 | 148 | 366 | 42778 | 41810 | 84588 | 14286 | 13788 | 28074 |
| 23 | Nalgonda | 1741 | 951 | 2692 | 25896 | 23655 | 49551 | 7139 | 5564 | 12703 |
| ANDHRA PRADESH | | 13039 | 9009 | 22048 | 396410 | 373650 | 770060 | 108190 | 93084 | 201274 |

Source : DISE Data 2010-11 (as on 30th Sept -2010)

2010-11 - S.T.

| Class -VIII-X | | | Class -XI-XII | | | Class - I-X | | | Class -PP-XII | | |
|---------------|--------|--------|---------------|-------|-------|-------------|--------|---------|---------------|--------|---------|
| Boys | Girls | Total | Boys | Girls | Total | Boys | Girls | Total | Boys | Girls | Total |
| 3609 | 3301 | 6910 | 7 | 17 | 24 | 15606 | 13875 | 29481 | 15672 | 13926 | 29598 |
| 4022 | 3880 | 7902 | 16 | 23 | 39 | 23450 | 21267 | 44717 | 23570 | 21392 | 44962 |
| 11366 | 10060 | 21426 | 30 | 32 | 62 | 62357 | 56591 | 118948 | 62750 | 56885 | 119635 |
| 4168 | 4865 | 9033 | 13 | 9 | 22 | 19751 | 19966 | 39717 | 20077 | 20246 | 40323 |
| 1969 | 2105 | 4074 | 9 | 15 | 24 | 9898 | 9790 | 19688 | 10090 | 9945 | 20035 |
| 2587 | 2166 | 4753 | 8 | 14 | 22 | 12856 | 11979 | 24835 | 13007 | 12102 | 25109 |
| 3419 | 2650 | 6069 | 21 | 24 | 45 | 20066 | 17966 | 38032 | 20241 | 18112 | 38353 |
| 1768 | 1607 | 3375 | 2 | 21 | 23 | 13874 | 12627 | 26501 | 13953 | 12700 | 26653 |
| 2826 | 2704 | 5530 | 6 | 35 | 41 | 23325 | 22008 | 45333 | 23555 | 22225 | 45780 |
| 3125 | 2810 | 5935 | 11 | 44 | 55 | 15578 | 14529 | 30107 | 15904 | 14801 | 30705 |
| 1791 | 1666 | 3457 | 14 | 7 | 21 | 9271 | 8469 | 17740 | 9405 | 8577 | 17982 |
| 2993 | 3038 | 6031 | 11 | 19 | 30 | 14187 | 13238 | 27425 | 14362 | 13363 | 27725 |
| 2337 | 1877 | 4214 | 7 | 5 | 12 | 10063 | 8928 | 18991 | 10272 | 9066 | 19338 |
| 7349 | 4676 | 12025 | 15 | 42 | 57 | 40672 | 33254 | 73926 | 41555 | 33786 | 75341 |
| 7192 | 5256 | 12448 | 106 | 27 | 133 | 35404 | 30499 | 65903 | 37713 | 32238 | 69951 |
| 1656 | 1610 | 3266 | 12 | 7 | 19 | 8086 | 8192 | 16278 | 8541 | 8568 | 17109 |
| 4445 | 2897 | 7342 | 23 | 21 | 44 | 23291 | 19128 | 42419 | 23542 | 19294 | 42836 |
| 5435 | 4154 | 9589 | 10 | 3 | 13 | 23061 | 20161 | 43222 | 24237 | 20901 | 45138 |
| 9186 | 8865 | 18051 | 9 | 3 | 12 | 58580 | 54994 | 113574 | 59297 | 55556 | 114853 |
| 3085 | 2999 | 6084 | 20 | 33 | 53 | 14141 | 13590 | 27731 | 14490 | 13884 | 28374 |
| 13844 | 11814 | 25658 | 12 | 29 | 41 | 59156 | 55866 | 115022 | 61882 | 57690 | 119572 |
| 16977 | 17523 | 34500 | 87 | 80 | 167 | 74041 | 73121 | 147162 | 74346 | 73349 | 147695 |
| 9774 | 7217 | 16991 | 9 | 2 | 11 | 42809 | 36436 | 79245 | 44559 | 37389 | 81948 |
| 124923 | 109740 | 234663 | 458 | 512 | 970 | 629523 | 576474 | 1205997 | 643020 | 585995 | 1229015 |

GROSS ENROLMENT RATIO

| Sl. No. | Name of the District | Child Population (6-10) | | |
|-----------------------|----------------------|-------------------------|----------------|----------------|
| | | Boys | Girls | Total |
| 1 | Srikakulam | 118137 | 117980 | 236117 |
| 2 | Vizianagaram | 104966 | 104325 | 209291 |
| 3 | Visakhapatnam | 180971 | 175657 | 356628 |
| 4 | East Godavari | 230611 | 225491 | 456102 |
| 5 | West Godavari | 179081 | 174857 | 353938 |
| 6 | Krishna | 198523 | 191199 | 389722 |
| 7 | Guntur | 210982 | 204536 | 415518 |
| 8 | Prakasam | 145543 | 139175 | 284718 |
| 9 | Nellore | 126098 | 122233 | 248331 |
| 10 | Chittoor | 177174 | 171413 | 348587 |
| 11 | Kadapa | 123582 | 118546 | 242128 |
| 12 | Anantapur | 174351 | 164460 | 338811 |
| 13 | Kurnool | 168409 | 160063 | 328472 |
| 14 | Mahbubnagar | 167109 | 159907 | 327016 |
| 15 | Rangareddy | 172442 | 160299 | 332741 |
| 16 | Hyderabad | 185751 | 170711 | 356462 |
| 17 | Medak | 126803 | 121681 | 248484 |
| 18 | Nizamabad | 109031 | 109226 | 218257 |
| 19 | Adilabad | 117287 | 114237 | 231524 |
| 20 | Karimnagar | 163886 | 161040 | 324926 |
| 21 | Warangal | 154222 | 147857 | 302079 |
| 22 | Khammam | 122405 | 117593 | 239998 |
| 23 | Nalgonda | 154900 | 147397 | 302297 |
| ANDHRA PRADESH | | 3612264 | 3479883 | 7092147 |

ALL (6-10 AGE GROUP) 2010-11

| Enrolment in Classes (I-V) | | | Gross Enrolment Ratio | | |
|----------------------------|----------------|----------------|-----------------------|---------------|---------------|
| Boys | Girls | Total | Boys | Girls | Total |
| 116009 | 109757 | 225766 | 98.20 | 93.03 | 95.62 |
| 103758 | 99102 | 202860 | 98.85 | 94.99 | 96.93 |
| 176978 | 171469 | 348447 | 97.79 | 97.62 | 97.71 |
| 204960 | 198214 | 403174 | 88.88 | 87.90 | 88.40 |
| 146761 | 141839 | 288600 | 81.95 | 81.12 | 81.54 |
| 148958 | 145542 | 294500 | 75.03 | 76.12 | 75.57 |
| 141240 | 141442 | 282682 | 66.94 | 69.15 | 68.03 |
| 138610 | 136003 | 274613 | 95.24 | 97.72 | 96.45 |
| 110907 | 107868 | 218775 | 87.95 | 88.25 | 88.10 |
| 162582 | 153514 | 316096 | 91.76 | 89.56 | 90.68 |
| 132976 | 124885 | 257861 | 107.60 | 105.35 | 106.50 |
| 166044 | 158152 | 324196 | 95.24 | 96.16 | 95.69 |
| 200636 | 189259 | 389895 | 119.14 | 118.24 | 118.70 |
| 199676 | 191314 | 390990 | 119.49 | 119.64 | 119.56 |
| 276033 | 257403 | 533436 | 160.07 | 160.58 | 160.32 |
| 195898 | 197610 | 393508 | 105.46 | 115.76 | 110.39 |
| 145962 | 140519 | 286481 | 115.11 | 115.48 | 115.29 |
| 121508 | 116138 | 237646 | 111.44 | 106.33 | 108.88 |
| 145215 | 138581 | 283796 | 123.81 | 121.31 | 122.58 |
| 158357 | 151772 | 310129 | 96.63 | 94.24 | 95.45 |
| 162946 | 155330 | 318276 | 105.66 | 105.05 | 105.36 |
| 121079 | 117126 | 238205 | 98.92 | 99.60 | 99.25 |
| 156271 | 148737 | 305008 | 100.89 | 100.91 | 100.90 |
| 3633364 | 3491576 | 7124940 | 100.58 | 100.34 | 100.46 |

Source : DISE data 2010-11 (as on 30th Sept -2010)

GROSS ENROLMENT RATIO

| Sl. No. | Name of the District | Child Population (6-10) | | |
|-----------------------|----------------------|-------------------------|---------------|----------------|
| | | Boys | Girls | Total |
| 1 | Srikakulam | 10663 | 10701 | 21364 |
| 2 | Vizianagaram | 11168 | 10980 | 22148 |
| 3 | Visakhapatnam | 13764 | 13335 | 27099 |
| 4 | East Godavari | 41471 | 40570 | 82041 |
| 5 | West Godavari | 34423 | 33411 | 67834 |
| 6 | Krishna | 35471 | 34030 | 69501 |
| 7 | Guntur | 38882 | 37242 | 76124 |
| 8 | Prakasam | 30989 | 29640 | 60629 |
| 9 | Nellore | 27719 | 26919 | 54638 |
| 10 | Chittoor | 33137 | 32218 | 65355 |
| 11 | Kadapa | 19436 | 18671 | 38107 |
| 12 | Anantapur | 24685 | 23234 | 47919 |
| 13 | Kurnool | 30048 | 28455 | 58503 |
| 14 | Mahbubnagar | 28561 | 27362 | 55923 |
| 15 | Rangareddy | 24712 | 23684 | 48396 |
| 16 | Hyderabad | 14509 | 14081 | 28590 |
| 17 | Medak | 22100 | 21588 | 43688 |
| 18 | Nizamabad | 15957 | 16433 | 32390 |
| 19 | Adilabad | 21732 | 21186 | 42918 |
| 20 | Karimnagar | 30549 | 29958 | 60507 |
| 21 | Warangal | 26244 | 25069 | 51313 |
| 22 | Khammam | 20321 | 19387 | 39708 |
| 23 | Nalgonda | 27375 | 26212 | 53587 |
| ANDHRA PRADESH | | 583916 | 564366 | 1148282 |

Source : DISE data 2010-11 (as on 30th Sept-2010)

S.C. (6-10 AGE GROUP) 2010-11

| Enrolment in Classes (I-V) | | | Gross Enrolment Ratio | | |
|----------------------------|---------------|----------------|-----------------------|---------------|---------------|
| Boys | Girls | Total | Boys | Girls | Total |
| 11055 | 10601 | 21656 | 103.68 | 99.07 | 101.37 |
| 10963 | 10733 | 21696 | 98.16 | 97.75 | 97.96 |
| 13979 | 13987 | 27966 | 101.56 | 104.89 | 103.20 |
| 43343 | 42064 | 85407 | 104.51 | 103.68 | 104.10 |
| 38108 | 37128 | 75236 | 110.71 | 111.13 | 110.91 |
| 38459 | 38428 | 76887 | 108.42 | 112.92 | 110.63 |
| 40999 | 40669 | 81668 | 105.44 | 109.20 | 107.28 |
| 41381 | 40249 | 81630 | 133.53 | 135.79 | 134.64 |
| 28948 | 28266 | 57214 | 104.43 | 105.00 | 104.71 |
| 33227 | 32649 | 65876 | 100.27 | 101.34 | 100.80 |
| 24483 | 23691 | 48174 | 125.97 | 126.89 | 126.42 |
| 28298 | 28089 | 56387 | 114.64 | 120.90 | 117.67 |
| 43069 | 41025 | 84094 | 143.33 | 144.18 | 143.74 |
| 38438 | 37170 | 75608 | 134.58 | 135.85 | 135.20 |
| 46016 | 43705 | 89721 | 186.21 | 184.53 | 185.39 |
| 19211 | 19285 | 38496 | 132.41 | 136.96 | 134.65 |
| 28441 | 27438 | 55879 | 128.69 | 127.10 | 127.90 |
| 18398 | 17429 | 35827 | 115.30 | 106.06 | 110.61 |
| 25497 | 24302 | 49799 | 117.32 | 114.71 | 116.03 |
| 29944 | 29013 | 58957 | 98.02 | 96.85 | 97.44 |
| 31638 | 30812 | 62450 | 120.55 | 122.91 | 121.70 |
| 22440 | 21687 | 44127 | 110.43 | 111.86 | 111.13 |
| 31690 | 31514 | 63204 | 115.76 | 120.23 | 117.95 |
| 688025 | 669934 | 1357959 | 117.83 | 118.71 | 118.26 |

GROSS ENROLMENT RATIO

| Sl. No. | Name of the District | Child Population (6-10) | | |
|-----------------------|----------------------|-------------------------|---------------|---------------|
| | | Boys | Girls | Total |
| 1 | Srikakulam | 7058 | 7015 | 14073 |
| 2 | Vizianagaram | 9945 | 10043 | 19988 |
| 3 | Visakhapatnam | 26102 | 25780 | 51882 |
| 4 | East Godavari | 8928 | 8895 | 17823 |
| 5 | West Godavari | 4489 | 4503 | 8992 |
| 6 | Krishna | 5175 | 4839 | 10014 |
| 7 | Guntur | 9947 | 9424 | 19371 |
| 8 | Prakasam | 5688 | 5316 | 11004 |
| 9 | Nellore | 11584 | 10961 | 22545 |
| 10 | Chittoor | 6098 | 5821 | 11919 |
| 11 | Kadapa | 2966 | 2745 | 5711 |
| 12 | Anantapur | 6161 | 5673 | 11834 |
| 13 | Kurnool | 3384 | 3097 | 6481 |
| 14 | Mahbubnagar | 13418 | 12521 | 25939 |
| 15 | Rangareddy | 7036 | 6556 | 13592 |
| 16 | Hyderabad | 1674 | 1542 | 3216 |
| 17 | Medak | 6466 | 6054 | 12520 |
| 18 | Nizamabad | 7794 | 7627 | 15421 |
| 19 | Adilabad | 19650 | 19108 | 38758 |
| 20 | Karimnagar | 4294 | 4139 | 8433 |
| 21 | Warangal | 22075 | 20522 | 42597 |
| 22 | Khammam | 32255 | 31267 | 63522 |
| 23 | Nalgonda | 16723 | 15172 | 31895 |
| ANDHRA PRADESH | | 238923 | 228634 | 467557 |

Source : DISE data 2010-11 (as on 30th Sept-2010)

S.T. (6-10 AGE GROUP) 2010-11

| Enrolment in Classes (I-V) | | | Gross Enrolment Ratio | | |
|----------------------------|---------------|---------------|-----------------------|---------------|---------------|
| Boys | Girls | Total | Boys | Girls | Total |
| 9050 | 8140 | 17190 | 128.22 | 116.04 | 122.15 |
| 15460 | 14181 | 29641 | 155.46 | 141.20 | 148.29 |
| 40285 | 38211 | 78496 | 154.34 | 148.22 | 151.30 |
| 11883 | 11523 | 23406 | 133.10 | 129.54 | 131.32 |
| 6181 | 5959 | 12140 | 137.69 | 132.33 | 135.01 |
| 8017 | 7903 | 15920 | 154.92 | 163.32 | 158.98 |
| 13356 | 12520 | 25876 | 134.27 | 132.85 | 133.58 |
| 10231 | 9540 | 19771 | 179.87 | 179.46 | 179.67 |
| 17248 | 16313 | 33561 | 148.90 | 148.83 | 148.86 |
| 9550 | 9095 | 18645 | 156.61 | 156.24 | 156.43 |
| 5959 | 5411 | 11370 | 200.91 | 197.12 | 199.09 |
| 8579 | 7607 | 16186 | 139.25 | 134.09 | 136.78 |
| 5951 | 5448 | 11399 | 175.86 | 175.91 | 175.88 |
| 26894 | 24283 | 51177 | 200.43 | 193.94 | 197.30 |
| 21763 | 19987 | 41750 | 309.31 | 304.87 | 307.17 |
| 4996 | 5215 | 10211 | 298.45 | 338.20 | 317.51 |
| 15375 | 13849 | 29224 | 237.78 | 228.76 | 233.42 |
| 13633 | 12601 | 26234 | 174.92 | 165.22 | 170.12 |
| 39928 | 37734 | 77662 | 203.20 | 197.48 | 200.38 |
| 8411 | 8115 | 16526 | 195.88 | 196.06 | 195.97 |
| 34986 | 34550 | 69536 | 158.49 | 168.36 | 163.24 |
| 42778 | 41810 | 84588 | 132.62 | 133.72 | 133.16 |
| 25896 | 23655 | 49551 | 154.85 | 155.91 | 155.36 |
| 396410 | 373650 | 770060 | 165.92 | 163.43 | 164.70 |

GROSS ENROLMENT RATIO

| Sl. No. | Name of the District | Child Population (11-12) | | |
|-----------------------|----------------------|--------------------------|----------------|----------------|
| | | Boys | Girls | Total |
| 1 | Srikakulam | 49265 | 49615 | 99217 |
| 2 | Vizianagaram | 43773 | 43873 | 87943 |
| 3 | Visakhapatnam | 75469 | 73871 | 149840 |
| 4 | East Godavari | 96169 | 94828 | 191641 |
| 5 | West Godavari | 74680 | 73534 | 148714 |
| 6 | Krishna | 82788 | 80407 | 163740 |
| 7 | Guntur | 87983 | 86016 | 174583 |
| 8 | Prakasam | 60694 | 58529 | 119620 |
| 9 | Nellore | 52585 | 51404 | 104338 |
| 10 | Chittoor | 73885 | 72086 | 146460 |
| 11 | Kadapa | 51536 | 49853 | 101727 |
| 12 | Anantapur | 72708 | 69162 | 142339 |
| 13 | Kurnool | 70230 | 67313 | 138000 |
| 14 | Mahbubnagar | 69687 | 67247 | 137391 |
| 15 | Rangareddy | 71912 | 67412 | 139781 |
| 16 | Hyderabad | 77462 | 71791 | 149739 |
| 17 | Medak | 52879 | 51172 | 104398 |
| 18 | Nizamabad | 45468 | 45934 | 91714 |
| 19 | Adilabad | 48911 | 48041 | 97278 |
| 20 | Karimnagar | 68344 | 67723 | 136527 |
| 21 | Warangal | 64313 | 62180 | 126915 |
| 22 | Khammam | 51045 | 49452 | 100833 |
| 23 | Nalgonda | 64591 | 61981 | 126993 |
| ANDHRA PRADESH | | 1506387 | 1463432 | 2979744 |

ALL (11-12 AGE GROUP) 2010-11

| Enrolment in Classes (VI-VII) | | | Gross Enrolment Ratio | | |
|-------------------------------|----------------|----------------|-----------------------|--------------|--------------|
| Boys | Girls | Total | Boys | Girls | Total |
| 40048 | 39110 | 79158 | 81.29 | 78.83 | 79.78 |
| 34756 | 32911 | 67667 | 79.40 | 75.01 | 76.94 |
| 61616 | 58030 | 119646 | 81.64 | 78.56 | 79.85 |
| 75089 | 74948 | 150037 | 78.08 | 79.04 | 78.29 |
| 55053 | 55524 | 110577 | 73.72 | 75.51 | 74.36 |
| 56083 | 55113 | 111196 | 67.74 | 68.54 | 67.91 |
| 54407 | 53328 | 107735 | 61.84 | 62.00 | 61.71 |
| 43982 | 42191 | 86173 | 72.47 | 72.09 | 72.04 |
| 38029 | 37483 | 75512 | 72.32 | 72.92 | 72.37 |
| 62119 | 59732 | 121851 | 84.08 | 82.86 | 83.20 |
| 44446 | 43759 | 88205 | 86.24 | 87.78 | 86.71 |
| 58327 | 57718 | 116045 | 80.22 | 83.45 | 81.53 |
| 64726 | 57252 | 121978 | 92.16 | 85.05 | 88.39 |
| 59069 | 54993 | 114062 | 84.76 | 81.78 | 83.02 |
| 96457 | 90654 | 187111 | 134.13 | 134.48 | 133.86 |
| 70224 | 74552 | 144776 | 90.66 | 103.85 | 96.69 |
| 47724 | 46390 | 94114 | 90.25 | 90.66 | 90.15 |
| 42710 | 41444 | 84154 | 93.93 | 90.23 | 91.76 |
| 45368 | 44487 | 89855 | 92.76 | 92.60 | 92.37 |
| 66000 | 66283 | 132283 | 96.57 | 97.87 | 96.89 |
| 62539 | 60110 | 122649 | 97.24 | 96.67 | 96.64 |
| 45812 | 44520 | 90332 | 89.75 | 90.03 | 89.59 |
| 56785 | 53731 | 110516 | 87.91 | 86.69 | 87.03 |
| 1281369 | 1244263 | 2525632 | 85.06 | 85.02 | 84.76 |

Source : DISE data 2010-11 (as on 30th Sept-2010)

GROSS ENROLMENT RATIO

| Sl. No. | Name of the District | Child Population (11-12) | | |
|-----------------------|----------------------|--------------------------|---------------|---------------|
| | | Boys | Girls | Total |
| 1 | Srikakulam | 4446 | 4500 | 8946 |
| 2 | Vizianagaram | 4657 | 4617 | 9274 |
| 3 | Visakhapatnam | 5740 | 5608 | 11348 |
| 4 | East Godavari | 17294 | 17061 | 34355 |
| 5 | West Godavari | 14355 | 14051 | 28406 |
| 6 | Krishna | 14792 | 14311 | 29103 |
| 7 | Guntur | 16214 | 15662 | 31876 |
| 8 | Prakasam | 12923 | 12465 | 25388 |
| 9 | Nellore | 11559 | 11320 | 22879 |
| 10 | Chittoor | 13819 | 13549 | 27368 |
| 11 | Kadapa | 8105 | 7852 | 15957 |
| 12 | Anantapur | 10294 | 9771 | 20065 |
| 13 | Kurnool | 12531 | 11966 | 24497 |
| 14 | Mahbubnagar | 11910 | 11507 | 23417 |
| 15 | Rangareddy | 10305 | 9960 | 20265 |
| 16 | Hyderabad | 6050 | 5922 | 11972 |
| 17 | Medak | 9216 | 9078 | 18294 |
| 18 | Nizamabad | 6654 | 6911 | 13565 |
| 19 | Adilabad | 9062 | 8909 | 17971 |
| 20 | Karimnagar | 12739 | 12598 | 25337 |
| 21 | Warangal | 10944 | 10542 | 21486 |
| 22 | Khammam | 8474 | 8153 | 16627 |
| 23 | Nalgonda | 11415 | 11022 | 22437 |
| ANDHRA PRADESH | | 243509 | 237344 | 480853 |

Source : DISE data 2010-11 (as on 30th Sept-2010)

S.C. (11-12 AGE GROUP) 2010-11

| Enrolment in Classes (VI-VII) | | | Gross Enrolment Ratio | | |
|-------------------------------|---------------|---------------|-----------------------|--------------|--------------|
| Boys | Girls | Total | Boys | Girls | Total |
| 3705 | 3774 | 7479 | 83.33 | 83.87 | 83.60 |
| 3819 | 3803 | 7622 | 82.01 | 82.37 | 82.19 |
| 5145 | 5030 | 10175 | 89.63 | 89.69 | 89.66 |
| 15073 | 14913 | 29986 | 87.16 | 87.41 | 87.28 |
| 13160 | 13300 | 26460 | 91.68 | 94.66 | 93.15 |
| 13829 | 13812 | 27641 | 93.49 | 96.51 | 94.98 |
| 14192 | 13702 | 27894 | 87.53 | 87.49 | 87.51 |
| 11442 | 10789 | 22231 | 88.54 | 86.55 | 87.56 |
| 10368 | 10111 | 20479 | 89.70 | 89.32 | 89.51 |
| 12846 | 12909 | 25755 | 92.96 | 95.28 | 94.11 |
| 7571 | 7618 | 15189 | 93.41 | 97.02 | 95.19 |
| 9598 | 9904 | 19502 | 93.24 | 101.36 | 97.19 |
| 13570 | 12039 | 25609 | 108.29 | 100.61 | 104.54 |
| 10910 | 10706 | 21616 | 91.60 | 93.04 | 92.31 |
| 15257 | 14825 | 30082 | 148.05 | 148.85 | 148.44 |
| 6594 | 6633 | 13227 | 108.99 | 112.01 | 110.48 |
| 9304 | 9452 | 18756 | 100.95 | 104.12 | 102.53 |
| 6383 | 6421 | 12804 | 95.93 | 92.91 | 94.39 |
| 8646 | 8876 | 17522 | 95.41 | 99.63 | 97.50 |
| 12533 | 12440 | 24973 | 98.38 | 98.75 | 98.56 |
| 12028 | 11928 | 23956 | 109.90 | 113.15 | 111.50 |
| 8780 | 8368 | 17148 | 103.61 | 102.64 | 103.13 |
| 11391 | 11233 | 22624 | 99.79 | 101.91 | 100.83 |
| 236144 | 232586 | 468730 | 96.98 | 98.00 | 97.48 |

GROSS ENROLMENT RATIO

| Sl. No. | Name of the District | Child Population (11-12) | | |
|-----------------------|----------------------|--------------------------|--------------|---------------|
| | | Boys | Girls | Total |
| 1 | Srikakulam | 2943 | 2950 | 5893 |
| 2 | Vizianagaram | 4147 | 4223 | 8370 |
| 3 | Visakhapatnam | 10885 | 10841 | 21726 |
| 4 | East Godavari | 3723 | 3740 | 7463 |
| 5 | West Godavari | 1872 | 1894 | 3766 |
| 6 | Krishna | 2158 | 2035 | 4193 |
| 7 | Guntur | 4148 | 3963 | 8111 |
| 8 | Prakasam | 2372 | 2235 | 4607 |
| 9 | Nellore | 4830 | 4609 | 9439 |
| 10 | Chittoor | 2543 | 2448 | 4991 |
| 11 | Kadapa | 1237 | 1154 | 2391 |
| 12 | Anantapur | 2569 | 2386 | 4955 |
| 13 | Kurnool | 1411 | 1302 | 2713 |
| 14 | Mahbubnagar | 5595 | 5265 | 10860 |
| 15 | Rangareddy | 2934 | 2757 | 5691 |
| 16 | Hyderabad | 698 | 648 | 1346 |
| 17 | Medak | 2696 | 2546 | 5242 |
| 18 | Nizamabad | 3250 | 3207 | 6457 |
| 19 | Adilabad | 8194 | 8036 | 16230 |
| 20 | Karimnagar | 1791 | 1740 | 3531 |
| 21 | Warangal | 9205 | 8630 | 17835 |
| 22 | Khammam | 13451 | 13149 | 26600 |
| 23 | Nalgonda | 6974 | 6380 | 13354 |
| ANDHRA PRADESH | | 99636 | 96149 | 195785 |

Source : DISE Data 2010-11 (as on 30th Sept-2010)

S.T. (11-12 AGE GROUP) 2010-11

| Enrolment in Classes (VI-VII) | | | Gross Enrolment Ratio | | |
|-------------------------------|--------------|---------------|-----------------------|--------------|---------------|
| Boys | Girls | Total | Boys | Girls | Total |
| 2947 | 2434 | 5381 | 100.14 | 82.51 | 91.31 |
| 3968 | 3206 | 7174 | 95.68 | 75.92 | 85.71 |
| 10706 | 8320 | 19026 | 98.36 | 76.75 | 87.57 |
| 3700 | 3578 | 7278 | 99.38 | 95.67 | 97.52 |
| 1748 | 1726 | 3474 | 93.38 | 91.13 | 92.25 |
| 2252 | 1910 | 4162 | 104.36 | 93.86 | 99.26 |
| 3291 | 2796 | 6087 | 79.34 | 70.55 | 75.05 |
| 1875 | 1480 | 3355 | 79.05 | 66.22 | 72.82 |
| 3251 | 2991 | 6242 | 67.31 | 64.89 | 66.13 |
| 2903 | 2624 | 5527 | 114.16 | 107.19 | 110.74 |
| 1521 | 1392 | 2913 | 122.96 | 120.62 | 121.83 |
| 2615 | 2593 | 5208 | 101.79 | 108.68 | 105.11 |
| 1775 | 1603 | 3378 | 125.80 | 123.12 | 124.51 |
| 6429 | 4295 | 10724 | 114.91 | 81.58 | 98.75 |
| 6449 | 5256 | 11705 | 219.80 | 190.64 | 205.68 |
| 1434 | 1367 | 2801 | 205.44 | 210.96 | 208.10 |
| 3471 | 2382 | 5853 | 128.75 | 93.56 | 111.66 |
| 3993 | 3406 | 7399 | 122.86 | 106.21 | 114.59 |
| 9466 | 8395 | 17861 | 115.52 | 104.47 | 110.05 |
| 2645 | 2476 | 5121 | 147.68 | 142.30 | 145.03 |
| 10326 | 9502 | 19828 | 112.18 | 110.10 | 111.17 |
| 14286 | 13788 | 28074 | 106.21 | 104.86 | 105.54 |
| 7139 | 5564 | 12703 | 102.37 | 87.21 | 95.13 |
| 108190 | 93084 | 201274 | 108.59 | 96.81 | 102.80 |

GROSS ENROLMENT RATIO - ALL

| Sl. No. | Name of the District | Child Population (13-15) | | |
|-----------------------|----------------------|--------------------------|----------------|----------------|
| | | Boys | Girls | Total |
| 1 | Srikakulam | 77983 | 78003 | 155986 |
| 2 | Vizianagaram | 69288 | 68975 | 138263 |
| 3 | Visakhapatnam | 119460 | 116137 | 235597 |
| 4 | East Godavari | 152227 | 149085 | 301312 |
| 5 | West Godavari | 118212 | 115608 | 233820 |
| 6 | Krishna | 131046 | 126412 | 257458 |
| 7 | Guntur | 139270 | 135230 | 274500 |
| 8 | Prakasam | 96074 | 92016 | 188090 |
| 9 | Nellore | 83238 | 80815 | 164053 |
| 10 | Chittoor | 116953 | 113331 | 230284 |
| 11 | Kadapa | 81577 | 78377 | 159954 |
| 12 | Anantapur | 115090 | 108734 | 223824 |
| 13 | Kurnool | 111168 | 105827 | 216995 |
| 14 | Mahbubnagar | 110309 | 105724 | 216033 |
| 15 | Rangareddy | 113830 | 105983 | 219813 |
| 16 | Hyderabad | 122615 | 112866 | 235481 |
| 17 | Medak | 83703 | 80450 | 164153 |
| 18 | Nizamabad | 71972 | 72215 | 144187 |
| 19 | Adilabad | 77422 | 75529 | 152951 |
| 20 | Karimnagar | 108182 | 106472 | 214654 |
| 21 | Warangal | 101803 | 97757 | 199560 |
| 22 | Khammam | 80800 | 77747 | 158547 |
| 23 | Nalgonda | 102242 | 97444 | 199686 |
| ANDHRA PRADESH | | 2384464 | 2300737 | 4685201 |

(13 - 15 AGE GROUP) 2010-11

| Enrolment in Classes (VIII-X) | | | Gross Enrolment Ratio | | |
|-------------------------------|----------------|----------------|-----------------------|--------------|--------------|
| Boys | Girls | Total | Boys | Girls | Total |
| 51559 | 50504 | 102063 | 66.12 | 64.75 | 65.43 |
| 44909 | 42691 | 87600 | 64.81 | 61.89 | 63.36 |
| 75453 | 73339 | 148792 | 63.16 | 63.15 | 63.16 |
| 91697 | 95728 | 187425 | 60.24 | 64.21 | 62.20 |
| 70440 | 72434 | 142874 | 59.59 | 62.65 | 61.10 |
| 74111 | 72180 | 146291 | 56.55 | 57.10 | 56.82 |
| 69465 | 65231 | 134696 | 49.88 | 48.24 | 49.07 |
| 54724 | 49642 | 104366 | 56.96 | 53.95 | 55.49 |
| 45774 | 44986 | 90760 | 54.99 | 55.67 | 55.32 |
| 83301 | 78211 | 161512 | 71.23 | 69.01 | 70.14 |
| 59831 | 55872 | 115703 | 73.34 | 71.29 | 72.34 |
| 71824 | 71080 | 142904 | 62.41 | 65.37 | 63.85 |
| 78867 | 65208 | 144075 | 70.94 | 61.62 | 66.40 |
| 78109 | 69280 | 147389 | 70.81 | 65.53 | 68.23 |
| 118619 | 110408 | 229027 | 104.21 | 104.18 | 104.19 |
| 85280 | 94397 | 179677 | 69.55 | 83.64 | 76.30 |
| 65186 | 62420 | 127606 | 77.88 | 77.59 | 77.74 |
| 59453 | 57942 | 117395 | 82.61 | 80.24 | 81.42 |
| 56249 | 55894 | 112143 | 72.65 | 74.00 | 73.32 |
| 92411 | 95491 | 187902 | 85.42 | 89.69 | 87.54 |
| 87257 | 83230 | 170487 | 85.71 | 85.14 | 85.43 |
| 58113 | 58089 | 116202 | 71.92 | 74.72 | 73.29 |
| 82635 | 77326 | 159961 | 80.82 | 79.35 | 80.11 |
| 1655267 | 1601583 | 3256850 | 69.42 | 69.61 | 69.51 |

Source : DISE Data 2010-11 (as on 30th Sept-2010)

GROSS ENROLMENT RATIO - S.C.

| Sl. No. | Name of the District | Child Population (13-15) | | |
|-----------------------|----------------------|--------------------------|---------------|---------------|
| | | Boys | Girls | Total |
| 1 | Srikakulam | 7038 | 7075 | 14113 |
| 2 | Vizianagaram | 7372 | 7259 | 14631 |
| 3 | Visakhapatnam | 9086 | 8816 | 17902 |
| 4 | East Godavari | 27375 | 26823 | 54198 |
| 5 | West Godavari | 22723 | 22090 | 44813 |
| 6 | Krishna | 23414 | 22499 | 45913 |
| 7 | Guntur | 25666 | 24623 | 50289 |
| 8 | Prakasam | 20456 | 19596 | 40052 |
| 9 | Nellore | 18297 | 17798 | 36095 |
| 10 | Chittoor | 21874 | 21301 | 43175 |
| 11 | Kadapa | 12829 | 12344 | 25173 |
| 12 | Anantapur | 16295 | 15361 | 31656 |
| 13 | Kurnool | 19835 | 18813 | 38648 |
| 14 | Mahbubnagar | 18853 | 18090 | 36943 |
| 15 | Rangareddy | 16312 | 15658 | 31970 |
| 16 | Hyderabad | 9578 | 9310 | 18888 |
| 17 | Medak | 14588 | 14273 | 28861 |
| 18 | Nizamabad | 10533 | 10865 | 21398 |
| 19 | Adilabad | 14345 | 14007 | 28352 |
| 20 | Karimnagar | 20165 | 19807 | 39972 |
| 21 | Warangal | 17324 | 16574 | 33898 |
| 22 | Khammam | 13414 | 12818 | 26232 |
| 23 | Nalgonda | 18069 | 17329 | 35398 |
| ANDHRA PRADESH | | 385453 | 373142 | 758595 |

(13 - 15 AGE GROUP) 2010-11

| Enrolment in Classes (VIII-X) | | | Gross Enrolment Ratio | | |
|-------------------------------|---------------|---------------|-----------------------|--------------|--------------|
| Boys | Girls | Total | Boys | Girls | Total |
| 4776 | 5031 | 9807 | 67.86 | 71.11 | 69.49 |
| 4914 | 5028 | 9942 | 66.66 | 69.27 | 67.95 |
| 6289 | 6382 | 12671 | 69.22 | 72.39 | 70.78 |
| 18403 | 19638 | 38041 | 67.23 | 73.21 | 70.19 |
| 15899 | 16619 | 32518 | 69.97 | 75.23 | 72.56 |
| 17482 | 17477 | 34959 | 74.66 | 77.68 | 76.14 |
| 17066 | 15879 | 32945 | 66.49 | 64.49 | 65.51 |
| 13548 | 11846 | 25394 | 66.23 | 60.45 | 63.40 |
| 12289 | 12283 | 24572 | 67.16 | 69.01 | 68.08 |
| 17186 | 16492 | 33678 | 78.57 | 77.42 | 78.00 |
| 9441 | 8887 | 18328 | 73.59 | 71.99 | 72.81 |
| 11834 | 12162 | 23996 | 72.62 | 79.17 | 75.80 |
| 16882 | 14162 | 31044 | 85.11 | 75.28 | 80.32 |
| 14832 | 13248 | 28080 | 78.67 | 73.23 | 76.01 |
| 19457 | 18817 | 38274 | 119.28 | 120.17 | 119.72 |
| 8205 | 9011 | 17216 | 85.67 | 96.79 | 91.15 |
| 12939 | 13249 | 26188 | 88.70 | 92.83 | 90.74 |
| 9327 | 9161 | 18488 | 88.55 | 84.32 | 86.40 |
| 11491 | 11328 | 22819 | 80.10 | 80.87 | 80.48 |
| 18483 | 19267 | 37750 | 91.66 | 97.27 | 94.44 |
| 16082 | 16119 | 32201 | 92.83 | 97.25 | 94.99 |
| 11329 | 11167 | 22496 | 84.46 | 87.12 | 85.76 |
| 17004 | 16373 | 33377 | 94.11 | 94.48 | 94.29 |
| 305158 | 299626 | 604784 | 79.17 | 80.30 | 79.72 |

Source : DISE Data 2010-11 (as on 30th Sept-2010)

GROSS ENROLMENT RATIO - S.T.

| Sl. No. | Name of the District | Child Population (13-15) | | |
|-----------------------|----------------------|--------------------------|---------------|---------------|
| | | Boys | Girls | Total |
| 1 | Srikakulam | 4659 | 4638 | 9297 |
| 2 | Vizianagaram | 6565 | 6640 | 13205 |
| 3 | Visakhapatnam | 17230 | 17045 | 34275 |
| 4 | East Godavari | 5894 | 5881 | 11775 |
| 5 | West Godavari | 2963 | 2977 | 5940 |
| 6 | Krishna | 3416 | 3199 | 6615 |
| 7 | Guntur | 6566 | 6231 | 12797 |
| 8 | Prakasam | 3754 | 3515 | 7269 |
| 9 | Nellore | 7646 | 7247 | 14893 |
| 10 | Chittoor | 4025 | 3848 | 7873 |
| 11 | Kadapa | 1958 | 1815 | 3773 |
| 12 | Anantapur | 4067 | 3751 | 7818 |
| 13 | Kurnool | 2234 | 2047 | 4281 |
| 14 | Mahbubnagar | 8857 | 8278 | 17135 |
| 15 | Rangareddy | 4645 | 4335 | 8980 |
| 16 | Hyderabad | 1105 | 1019 | 2124 |
| 17 | Medak | 4268 | 4003 | 8271 |
| 18 | Nizamabad | 5145 | 5043 | 10188 |
| 19 | Adilabad | 12971 | 12634 | 25605 |
| 20 | Karimnagar | 2835 | 2737 | 5572 |
| 21 | Warangal | 14572 | 13568 | 28140 |
| 22 | Khammam | 21291 | 20672 | 41963 |
| 23 | Nalgonda | 11039 | 10031 | 21070 |
| ANDHRA PRADESH | | 160677 | 153503 | 314180 |

Source : DISE Data 2010-11 (as on 30th Sept-2010)

(13 - 15 AGE GROUP) 2010-11

| Enrolment in Classes (VIII-X) | | | Gross Enrolment Ratio | | |
|-------------------------------|---------------|---------------|-----------------------|--------------|--------------|
| Boys | Girls | Total | Boys | Girls | Total |
| 3609 | 3301 | 6910 | 77.46 | 71.17 | 74.33 |
| 4022 | 3880 | 7902 | 61.26 | 58.43 | 59.84 |
| 11366 | 10060 | 21426 | 65.97 | 59.02 | 62.51 |
| 4168 | 4865 | 9033 | 70.72 | 82.72 | 76.71 |
| 1969 | 2105 | 4074 | 66.45 | 70.71 | 68.59 |
| 2587 | 2166 | 4753 | 75.73 | 67.71 | 71.85 |
| 3419 | 2650 | 6069 | 52.07 | 42.53 | 47.43 |
| 1768 | 1607 | 3375 | 47.10 | 45.72 | 46.43 |
| 2826 | 2704 | 5530 | 36.96 | 37.31 | 37.13 |
| 3125 | 2810 | 5935 | 77.64 | 73.02 | 75.38 |
| 1791 | 1666 | 3457 | 91.47 | 91.79 | 91.62 |
| 2993 | 3038 | 6031 | 73.59 | 80.99 | 77.14 |
| 2337 | 1877 | 4214 | 104.61 | 91.70 | 98.43 |
| 7349 | 4676 | 12025 | 82.97 | 56.49 | 70.18 |
| 7192 | 5256 | 12448 | 154.83 | 121.25 | 138.62 |
| 1656 | 1610 | 3266 | 149.86 | 158.00 | 153.77 |
| 4445 | 2897 | 7342 | 104.15 | 72.37 | 88.77 |
| 5435 | 4154 | 9589 | 105.64 | 82.37 | 94.12 |
| 9186 | 8865 | 18051 | 70.82 | 70.17 | 70.50 |
| 3085 | 2999 | 6084 | 108.82 | 109.57 | 109.19 |
| 13844 | 11814 | 25658 | 95.00 | 87.07 | 91.18 |
| 16977 | 17523 | 34500 | 79.74 | 84.77 | 82.22 |
| 9774 | 7217 | 16991 | 88.54 | 71.95 | 80.64 |
| 124923 | 109740 | 234663 | 77.75 | 71.49 | 74.69 |

DROP OUT RATE

| Sl. No. | Name of the District | Enrolment in Class I in 2006-07 | | |
|-----------------------|----------------------|---------------------------------|---------------|----------------|
| | | Boys | Girls | Total |
| 1 | Srikakulam | 23890 | 22887 | 46777 |
| 2 | Vizianagaram | 22695 | 21454 | 44149 |
| 3 | Visakhapatnam | 35280 | 35501 | 70781 |
| 4 | East Godavari | 41237 | 39813 | 81050 |
| 5 | West Godavari | 27389 | 26966 | 54355 |
| 6 | Krishna | 32876 | 32386 | 65262 |
| 7 | Guntur | 35220 | 34599 | 69819 |
| 8 | Prakasam | 32378 | 31180 | 63558 |
| 9 | Nellore | 25162 | 23642 | 48804 |
| 10 | Chittoor | 34593 | 32587 | 67180 |
| 11 | Kadapa | 29274 | 27410 | 56684 |
| 12 | Anantapur | 36720 | 34925 | 71645 |
| 13 | Kurnool | 46968 | 45409 | 92377 |
| 14 | Mahabubnagar | 55794 | 53944 | 109738 |
| 15 | Ranga Reddy | 62268 | 57821 | 120089 |
| 16 | Hyderabad | 48061 | 46394 | 94455 |
| 17 | Medak | 39660 | 38416 | 78076 |
| 18 | Nizamabad | 26655 | 25386 | 52041 |
| 19 | Adilabad | 35488 | 33573 | 69061 |
| 20 | Karimnagar | 40085 | 37560 | 77645 |
| 21 | Warangal | 46013 | 44403 | 90416 |
| 22 | Khammam | 28728 | 27262 | 55990 |
| 23 | Nalgonda | 42866 | 40229 | 83095 |
| ANDHRA PRADESH | | 849300 | 813747 | 1663047 |

I-V (ALL) 2010-11

| Enrolment in Class-V in 2010-11 | | | Drop out Rate | | |
|---------------------------------|---------------|----------------|---------------|--------------|--------------|
| Boys | Girls | Total | Boys | Girls | Total |
| 22798 | 22039 | 44837 | 0.00 | 0.00 | 0.00 |
| 20223 | 19340 | 39563 | 10.89 | 9.85 | 10.39 |
| 34888 | 34305 | 69193 | 0.00 | 3.37 | 2.24 |
| 40301 | 40263 | 80564 | 2.27 | 0.00 | 0.00 |
| 29862 | 29438 | 59300 | 0.00 | 0.00 | 0.00 |
| 30772 | 30570 | 61342 | 6.40 | 0.00 | 0.00 |
| 27575 | 27825 | 55400 | 21.71 | 19.58 | 20.65 |
| 25626 | 25577 | 51203 | 20.85 | 17.97 | 19.44 |
| 21249 | 20898 | 42147 | 15.55 | 11.61 | 13.64 |
| 31773 | 30430 | 62203 | 8.15 | 6.62 | 7.41 |
| 24747 | 24099 | 48846 | 15.46 | 12.08 | 13.83 |
| 31147 | 30497 | 61644 | 15.18 | 12.68 | 13.96 |
| 37998 | 35349 | 73347 | 19.10 | 22.15 | 20.60 |
| 33951 | 31322 | 65273 | 39.15 | 41.94 | 40.52 |
| 51033 | 48070 | 99103 | 18.04 | 16.86 | 17.48 |
| 37222 | 38559 | 75781 | 22.55 | 16.89 | 19.77 |
| 26379 | 25938 | 52317 | 33.49 | 32.48 | 32.99 |
| 23199 | 22502 | 45701 | 12.97 | 11.36 | 12.18 |
| 26342 | 25117 | 51459 | 25.77 | 25.19 | 25.49 |
| 32958 | 32320 | 65278 | 17.78 | 13.95 | 15.93 |
| 32176 | 31286 | 63462 | 30.07 | 29.54 | 29.81 |
| 23888 | 23687 | 47575 | 16.85 | 13.11 | 15.03 |
| 29471 | 28165 | 57636 | 31.25 | 29.99 | 30.64 |
| 695578 | 677596 | 1373174 | 18.10 | 16.73 | 17.43 |

Source : DISE Data 2006-07 (as on 30th Sept-2006) & DISE Data 2010-11 (as on 30th Sept-2010)

DROP OUT RATE

| Sl. No. | Name of the District | Enrolment in Class I in 2006-07 | | |
|-----------------------|----------------------|---------------------------------|---------------|---------------|
| | | Boys | Girls | Total |
| 1 | Srikakulam | 2333 | 2223 | 4556 |
| 2 | Vizianagaram | 2347 | 2243 | 4590 |
| 3 | Visakhapatnam | 2717 | 2865 | 5582 |
| 4 | East Godavari | 9449 | 9078 | 18527 |
| 5 | West Godavari | 8213 | 7989 | 16202 |
| 6 | Krishna | 9065 | 8994 | 18059 |
| 7 | Guntur | 10342 | 10111 | 20453 |
| 8 | Prakasam | 9453 | 9184 | 18637 |
| 9 | Nellore | 6409 | 6268 | 12677 |
| 10 | Chittoor | 7195 | 6859 | 14054 |
| 11 | Kadapa | 5401 | 5165 | 10566 |
| 12 | Anantapur | 6216 | 6215 | 12431 |
| 13 | Kurnool | 10117 | 9648 | 19765 |
| 14 | Mahabubnagar | 10747 | 10657 | 21404 |
| 15 | Ranga Reddy | 11175 | 11071 | 22246 |
| 16 | Hyderabad | 5081 | 4897 | 9978 |
| 17 | Medak | 7853 | 7609 | 15462 |
| 18 | Nizamabad | 4165 | 3983 | 8148 |
| 19 | Adilabad | 6088 | 5759 | 11847 |
| 20 | Karimnagar | 8166 | 7792 | 15958 |
| 21 | Warangal | 9152 | 9178 | 18330 |
| 22 | Khammam | 5497 | 5150 | 10647 |
| 23 | Nalgonda | 9023 | 8666 | 17689 |
| ANDHRA PRADESH | | 166204 | 161604 | 327808 |

Source : DISE Data 2006-07 (as on 30th Sept-2006) & DISE Data 2010-11 (as on 30th Sept-2010)

I-V (S.C.) 2010-11

| Enrolment in Class-V in 2010-11 | | | Drop out Rate | | |
|---------------------------------|---------------|---------------|---------------|--------------|--------------|
| Boys | Girls | Total | Boys | Girls | Total |
| 2240 | 2214 | 4454 | 3.99 | 0.40 | 2.24 |
| 2050 | 2117 | 4167 | 12.65 | 5.62 | 9.22 |
| 2783 | 2873 | 5656 | -2.43 | -0.28 | -1.33 |
| 8487 | 8447 | 16934 | 10.18 | 6.95 | 8.60 |
| 7635 | 7736 | 15371 | 7.04 | 3.17 | 5.13 |
| 7841 | 8013 | 15854 | 13.50 | 10.91 | 12.21 |
| 8090 | 7723 | 15813 | 21.78 | 23.62 | 22.69 |
| 7566 | 7429 | 14995 | 19.96 | 19.11 | 19.54 |
| 5655 | 5685 | 11340 | 11.76 | 9.30 | 10.55 |
| 6595 | 6483 | 13078 | 8.34 | 5.48 | 6.94 |
| 4628 | 4531 | 9159 | 14.31 | 12.27 | 13.32 |
| 5107 | 5318 | 10425 | 17.84 | 14.43 | 16.14 |
| 8246 | 7660 | 15906 | 18.49 | 20.61 | 19.52 |
| 6572 | 6094 | 12666 | 38.85 | 42.82 | 40.82 |
| 8266 | 7925 | 16191 | 26.03 | 28.42 | 27.22 |
| 3721 | 3555 | 7276 | 26.77 | 27.40 | 27.08 |
| 5275 | 5389 | 10664 | 32.83 | 29.18 | 31.03 |
| 3587 | 3370 | 6957 | 13.88 | 15.39 | 14.62 |
| 4931 | 4820 | 9751 | 19.00 | 16.30 | 17.69 |
| 6307 | 6333 | 12640 | 22.77 | 18.72 | 20.79 |
| 6344 | 6572 | 12916 | 30.68 | 28.39 | 29.54 |
| 4496 | 4444 | 8940 | 18.21 | 13.71 | 16.03 |
| 6179 | 6208 | 12387 | 31.52 | 28.36 | 29.97 |
| 132601 | 130939 | 263540 | 20.22 | 18.98 | 19.61 |

DROP OUT RATE

| Sl. No. | Name of the District | Enrolment in Class I in 2006-07 | | |
|-----------------------|----------------------|---------------------------------|--------------|---------------|
| | | Boys | Girls | Total |
| 1 | Srikakulam | 1689 | 1721 | 3410 |
| 2 | Vizianagaram | 3048 | 2973 | 6021 |
| 3 | Visakhapatnam | 10140 | 10371 | 20511 |
| 4 | East Godavari | 2503 | 2422 | 4925 |
| 5 | West Godavari | 1412 | 1315 | 2727 |
| 6 | Krishna | 1866 | 1913 | 3779 |
| 7 | Guntur | 3783 | 3728 | 7511 |
| 8 | Prakasam | 2739 | 2516 | 5255 |
| 9 | Nellore | 4131 | 3841 | 7972 |
| 10 | Chittoor | 1871 | 1848 | 3719 |
| 11 | Kadapa | 1371 | 1197 | 2568 |
| 12 | Anantapur | 1830 | 1703 | 3533 |
| 13 | Kurnool | 1395 | 1266 | 2661 |
| 14 | Mahabubnagar | 8385 | 7860 | 16245 |
| 15 | Ranga Reddy | 5185 | 4757 | 9942 |
| 16 | Hyderabad | 1200 | 1102 | 2302 |
| 17 | Medak | 4346 | 4216 | 8562 |
| 18 | Nizamabad | 3000 | 2875 | 5875 |
| 19 | Adilabad | 10463 | 9818 | 20281 |
| 20 | Karimnagar | 2313 | 2265 | 4578 |
| 21 | Warangal | 12444 | 11955 | 24399 |
| 22 | Khammam | 10442 | 10134 | 20576 |
| 23 | Nalgonda | 8158 | 7472 | 15630 |
| ANDHRA PRADESH | | 103714 | 99268 | 202982 |

I-V (S.T.) 2010-11

| Enrolment in Class-V in 2010-11 | | | Drop out Rate | | |
|---------------------------------|--------------|---------------|---------------|--------------|--------------|
| Boys | Girls | Total | Boys | Girls | Total |
| 1725 | 1609 | 3334 | 0.00 | 6.51 | 2.23 |
| 3119 | 2760 | 5879 | -2.33 | 7.16 | 2.36 |
| 7314 | 6886 | 14200 | 27.87 | 33.60 | 30.77 |
| 2138 | 2180 | 4318 | 14.58 | 9.99 | 12.32 |
| 1145 | 1098 | 2243 | 18.91 | 16.50 | 17.75 |
| 1495 | 1484 | 2979 | 19.88 | 22.43 | 21.17 |
| 2112 | 1928 | 4040 | 44.17 | 48.28 | 46.21 |
| 1451 | 1337 | 2788 | 47.02 | 46.86 | 46.95 |
| 2555 | 2499 | 5054 | 38.15 | 34.94 | 36.60 |
| 1609 | 1619 | 3228 | 14.00 | 12.39 | 13.20 |
| 954 | 941 | 1895 | 30.42 | 21.39 | 26.21 |
| 1491 | 1353 | 2844 | 18.52 | 20.55 | 19.50 |
| 1039 | 929 | 1968 | 25.52 | 26.62 | 26.04 |
| 3843 | 2893 | 6736 | 54.17 | 63.19 | 58.53 |
| 3594 | 3060 | 6654 | 30.68 | 35.67 | 33.07 |
| 883 | 883 | 1766 | 26.42 | 19.87 | 23.28 |
| 2132 | 1641 | 3773 | 50.94 | 61.08 | 55.93 |
| 2415 | 2000 | 4415 | 19.50 | 30.43 | 24.85 |
| 6292 | 5601 | 11893 | 39.86 | 42.95 | 41.36 |
| 1623 | 1546 | 3169 | 29.83 | 31.74 | 30.78 |
| 5852 | 5586 | 11438 | 52.97 | 53.27 | 53.12 |
| 8095 | 8119 | 16214 | 22.48 | 19.88 | 21.20 |
| 3987 | 3376 | 7363 | 51.13 | 54.82 | 52.89 |
| 66863 | 61328 | 128191 | 35.53 | 38.22 | 36.85 |

Source : DISE Data 2006-07 (as on 30th Sept-2006) & DISE Data 2010-11 (as on 30th Sept-2010)

DROP OUT RATE

| Sl. No. | Name of the District | Enrolment in Class I in 2004-05 | | |
|-----------------------|----------------------|---------------------------------|---------------|----------------|
| | | Boys | Girls | Total |
| 1 | Srikakulam | 20506 | 20078 | 40584 |
| 2 | Vizianagaram | 21680 | 20581 | 42261 |
| 3 | Visakhapatnam | 31309 | 31521 | 62830 |
| 4 | East Godavari | 37204 | 36609 | 73813 |
| 5 | West Godavari | 25402 | 25543 | 50945 |
| 6 | Krishna | 28929 | 29102 | 58031 |
| 7 | Guntur | 32865 | 32565 | 65430 |
| 8 | Prakasam | 29141 | 28395 | 57536 |
| 9 | Nellore | 22520 | 21709 | 44229 |
| 10 | Chittoor | 33988 | 32645 | 66633 |
| 11 | Kadapa | 28073 | 25618 | 53691 |
| 12 | Anantapur | 33848 | 32142 | 65990 |
| 13 | Kurnool | 43940 | 42946 | 86886 |
| 14 | Mahabubnagar | 52335 | 49456 | 101791 |
| 15 | Ranga Reddy | 57716 | 53997 | 111713 |
| 16 | Hyderabad | 44481 | 44083 | 88564 |
| 17 | Medak | 39835 | 38020 | 77855 |
| 18 | Nizamabad | 27489 | 25691 | 53180 |
| 19 | Adilabad | 31664 | 29739 | 61403 |
| 20 | Karimnagar | 41598 | 39270 | 80868 |
| 21 | Warangal | 48034 | 45507 | 93541 |
| 22 | Khammam | 24428 | 23342 | 47770 |
| 23 | Nalgonda | 43731 | 41146 | 84877 |
| ANDHRA PRADESH | | 800716 | 769705 | 1570421 |

Source : DISE Data 2004-05 (as on 30th Sept-2004) & DISE Data 2010-11 (as on 30th Sept-2010)

I-VII (ALL) 2010-11

| Enrolment in Class-VII in 2010-11 | | | Drop out Rate | | |
|-----------------------------------|---------------|----------------|---------------|--------------|--------------|
| Boys | Girls | Total | Boys | Girls | Total |
| 19057 | 18637 | 37694 | 7.07 | 7.18 | 7.12 |
| 16481 | 15419 | 31900 | 23.98 | 25.08 | 24.52 |
| 29443 | 27863 | 57306 | 5.96 | 11.60 | 8.79 |
| 36004 | 36200 | 72204 | 3.23 | 1.12 | 2.18 |
| 26469 | 26807 | 53276 | -4.20 | -4.95 | -4.58 |
| 27491 | 26679 | 54170 | 4.97 | 8.33 | 6.65 |
| 26157 | 25451 | 51608 | 20.41 | 21.85 | 21.12 |
| 20840 | 20176 | 41016 | 28.49 | 28.95 | 28.71 |
| 17614 | 17415 | 35029 | 21.79 | 19.78 | 20.80 |
| 29823 | 28705 | 58528 | 12.25 | 12.07 | 12.16 |
| 21727 | 21240 | 42967 | 22.61 | 17.09 | 19.97 |
| 27313 | 27052 | 54365 | 19.31 | 15.84 | 17.62 |
| 31231 | 27129 | 58360 | 28.92 | 36.83 | 32.83 |
| 28765 | 26299 | 55064 | 45.04 | 46.82 | 45.90 |
| 47156 | 43750 | 90906 | 18.30 | 18.98 | 18.63 |
| 33864 | 36442 | 70306 | 23.87 | 17.33 | 20.62 |
| 23517 | 22443 | 45960 | 40.96 | 40.97 | 40.97 |
| 20969 | 20281 | 41250 | 23.72 | 21.06 | 22.43 |
| 21863 | 21191 | 43054 | 30.95 | 28.74 | 29.88 |
| 33170 | 33202 | 66372 | 20.26 | 15.45 | 17.93 |
| 31042 | 29522 | 60564 | 35.37 | 35.13 | 35.25 |
| 21764 | 21064 | 42828 | 10.91 | 9.76 | 10.35 |
| 28323 | 26554 | 54877 | 35.23 | 35.46 | 35.35 |
| 620083 | 599521 | 1219604 | 22.56 | 22.11 | 22.34 |

DROP OUT RATE

| Sl. No. | Name of the District | Enrolment in Class I in 2004-05 | | |
|-----------------------|----------------------|---------------------------------|---------------|---------------|
| | | Boys | Girls | Total |
| 1 | Srikakulam | 1954 | 1982 | 3936 |
| 2 | Vizianagaram | 2343 | 2383 | 4726 |
| 3 | Visakhapatnam | 2627 | 2516 | 5143 |
| 4 | East Godavari | 8406 | 8124 | 16530 |
| 5 | West Godavari | 7619 | 7483 | 15102 |
| 6 | Krishna | 8454 | 8396 | 16850 |
| 7 | Guntur | 9941 | 9539 | 19480 |
| 8 | Prakasam | 8720 | 8493 | 17213 |
| 9 | Nellore | 5801 | 5573 | 11374 |
| 10 | Chittoor | 6846 | 6823 | 13669 |
| 11 | Kadapa | 4949 | 4531 | 9480 |
| 12 | Anantapur | 5563 | 5414 | 10977 |
| 13 | Kurnool | 9346 | 9369 | 18715 |
| 14 | Mahabubnagar | 9388 | 9092 | 18480 |
| 15 | Ranga Reddy | 10791 | 10242 | 21033 |
| 16 | Hyderabad | 4856 | 4834 | 9690 |
| 17 | Medak | 8053 | 7677 | 15730 |
| 18 | Nizamabad | 4195 | 3944 | 8139 |
| 19 | Adilabad | 5387 | 5130 | 10517 |
| 20 | Karimnagar | 8633 | 8227 | 16860 |
| 21 | Warangal | 9472 | 8903 | 18375 |
| 22 | Khammam | 4722 | 4396 | 9118 |
| 23 | Nalgonda | 9142 | 8874 | 18016 |
| ANDHRA PRADESH | | 146311 | 145235 | 291546 |

Source : DISE Data 2004-05 (as on 30th Sept-2004) & DISE Data 2010-11 (as on 30th Sept-2010)

I-VII (S.C.) 2010-11

| Enrolment in Class-VII in 2010-11 | | | Drop out Rate | | |
|-----------------------------------|---------------|---------------|---------------|--------------|--------------|
| Boys | Girls | Total | Boys | Girls | Total |
| 1727 | 1762 | 3489 | 11.62 | 11.10 | 11.36 |
| 1768 | 1719 | 3487 | 24.54 | 27.86 | 26.22 |
| 2491 | 2448 | 4939 | 5.18 | 2.70 | 3.97 |
| 7149 | 6983 | 14132 | 14.95 | 14.04 | 14.51 |
| 6186 | 6308 | 12494 | 18.81 | 15.70 | 17.27 |
| 6638 | 6603 | 13241 | 21.48 | 21.36 | 21.42 |
| 6556 | 6358 | 12914 | 34.05 | 33.35 | 33.71 |
| 5297 | 5051 | 10348 | 39.25 | 40.53 | 39.88 |
| 4581 | 4593 | 9174 | 21.03 | 17.58 | 19.34 |
| 5990 | 6070 | 12060 | 12.50 | 11.04 | 11.77 |
| 3544 | 3507 | 7051 | 28.39 | 22.60 | 25.62 |
| 4336 | 4488 | 8824 | 22.06 | 17.10 | 19.61 |
| 6482 | 5637 | 12119 | 30.64 | 39.83 | 35.24 |
| 5144 | 5010 | 10154 | 45.21 | 44.90 | 45.05 |
| 7320 | 7034 | 14354 | 32.17 | 31.32 | 31.75 |
| 3212 | 3167 | 6379 | 33.86 | 34.48 | 34.17 |
| 4432 | 4431 | 8863 | 44.96 | 42.28 | 43.66 |
| 3085 | 3137 | 6222 | 26.46 | 20.46 | 23.55 |
| 4147 | 4246 | 8393 | 23.02 | 17.23 | 20.20 |
| 6274 | 6189 | 12463 | 27.33 | 24.77 | 26.08 |
| 5887 | 5785 | 11672 | 37.85 | 35.02 | 36.48 |
| 4088 | 3874 | 7962 | 13.43 | 11.87 | 12.68 |
| 5632 | 5480 | 11112 | 38.39 | 38.25 | 38.32 |
| 111966 | 109880 | 221846 | 23.47 | 24.34 | 23.91 |

DROP OUT RATE

| Sl. No. | Name of the District | Enrolment in Class I in 2004-05 | | |
|-----------------------|----------------------|---------------------------------|--------------|---------------|
| | | Boys | Girls | Total |
| 1 | Srikakulam | 1532 | 1549 | 3081 |
| 2 | Vizianagaram | 3280 | 3075 | 6355 |
| 3 | Visakhapatnam | 9003 | 9088 | 18091 |
| 4 | East Godavari | 2622 | 2577 | 5199 |
| 5 | West Godavari | 1342 | 1318 | 2660 |
| 6 | Krishna | 1728 | 1664 | 3392 |
| 7 | Guntur | 3519 | 3416 | 6935 |
| 8 | Prakasam | 2449 | 2237 | 4686 |
| 9 | Nellore | 3520 | 3255 | 6775 |
| 10 | Chittoor | 1942 | 1739 | 3681 |
| 11 | Kadapa | 1123 | 930 | 2053 |
| 12 | Anantapur | 1642 | 1465 | 3107 |
| 13 | Kurnool | 1391 | 1281 | 2672 |
| 14 | Mahabubnagar | 8093 | 7248 | 15341 |
| 15 | Ranga Reddy | 5164 | 4897 | 10061 |
| 16 | Hyderabad | 1232 | 1242 | 2474 |
| 17 | Medak | 5007 | 4869 | 9876 |
| 18 | Nizamabad | 3077 | 2997 | 6074 |
| 19 | Adilabad | 8534 | 8215 | 16749 |
| 20 | Karimnagar | 2562 | 2521 | 5083 |
| 21 | Warangal | 12890 | 12491 | 25381 |
| 22 | Khammam | 9059 | 8918 | 17977 |
| 23 | Nalgonda | 7918 | 7294 | 15212 |
| ANDHRA PRADESH | | 80020 | 77279 | 157299 |

I-VII (S.T.) 2010-11

| Enrolment in Class-VII in 2010-11 | | | Drop out Rate | | |
|-----------------------------------|--------------|--------------|---------------|--------------|--------------|
| Boys | Girls | Total | Boys | Girls | Total |
| 1383 | 1163 | 2546 | 9.73 | 24.92 | 17.36 |
| 1790 | 1427 | 3217 | 45.43 | 53.59 | 49.38 |
| 4954 | 3864 | 8818 | 44.97 | 57.48 | 51.26 |
| 1695 | 1701 | 3396 | 35.35 | 33.99 | 34.68 |
| 757 | 827 | 1584 | 43.59 | 37.25 | 40.45 |
| 1082 | 909 | 1991 | 37.38 | 45.37 | 41.30 |
| 1588 | 1248 | 2836 | 54.87 | 63.47 | 59.11 |
| 871 | 689 | 1560 | 64.43 | 69.20 | 66.71 |
| 1385 | 1250 | 2635 | 60.65 | 61.60 | 61.11 |
| 1299 | 1176 | 2475 | 33.11 | 32.37 | 32.76 |
| 716 | 662 | 1378 | 36.24 | 28.82 | 32.88 |
| 1152 | 1191 | 2343 | 29.84 | 18.70 | 24.59 |
| 837 | 776 | 1613 | 39.83 | 39.42 | 39.63 |
| 3062 | 1946 | 5008 | 62.16 | 73.15 | 67.36 |
| 3031 | 2529 | 5560 | 41.31 | 48.36 | 44.74 |
| 705 | 651 | 1356 | 42.78 | 47.58 | 45.19 |
| 1706 | 1086 | 2792 | 65.93 | 77.70 | 71.73 |
| 1899 | 1589 | 3488 | 38.28 | 46.98 | 42.57 |
| 4287 | 3745 | 8032 | 49.77 | 54.41 | 52.04 |
| 1303 | 1198 | 2501 | 49.14 | 52.48 | 50.80 |
| 4952 | 4513 | 9465 | 61.58 | 63.87 | 62.71 |
| 6605 | 6338 | 12943 | 27.09 | 28.93 | 28.00 |
| 3415 | 2660 | 6075 | 56.87 | 63.53 | 60.06 |
| 50474 | 43138 | 93612 | 36.92 | 44.18 | 40.49 |

Source : DISE Data 2004-05 (as on 30th Sept-2004) & DISE Data 2010-11 (as on 30th Sept-2010)

DROP OUT RATE

| Sl. No. | Name of the District | Enrolment in Class I in 2001-2002 | | |
|-----------------------|----------------------|-----------------------------------|---------------|----------------|
| | | Boys | Girls | Total |
| 1 | Srikakulam | 26223 | 26361 | 52584 |
| 2 | Vizianagaram | 25965 | 25411 | 51376 |
| 3 | Visakhapatnam | 40255 | 40196 | 80451 |
| 4 | East Godavari | 48025 | 46788 | 94813 |
| 5 | West Godavari | 36065 | 35653 | 71718 |
| 6 | Krishna | 40289 | 40237 | 80526 |
| 7 | Guntur | 44966 | 46406 | 91372 |
| 8 | Prakasam | 37267 | 36795 | 74062 |
| 9 | Nellore | 25845 | 25095 | 50940 |
| 10 | Chittoor | 37140 | 35826 | 72966 |
| 11 | Kadapa | 31695 | 30739 | 62434 |
| 12 | Anantapur | 41166 | 45504 | 86670 |
| 13 | Kurnool | 53511 | 52571 | 106082 |
| 14 | Mahabubnagar | 62756 | 57238 | 119994 |
| 15 | Ranga Reddy | 65191 | 61232 | 126423 |
| 16 | Hyderabad | 47311 | 45834 | 93145 |
| 17 | Medak | 49929 | 46731 | 96660 |
| 18 | Nizamabad | 41130 | 40392 | 81522 |
| 19 | Adilabad | 38838 | 37934 | 76772 |
| 20 | Karimnagar | 48093 | 46119 | 94212 |
| 21 | Warangal | 56118 | 55172 | 111290 |
| 22 | Khammam | 32271 | 31387 | 63658 |
| 23 | Nalgonda | 57732 | 55626 | 113358 |
| ANDHRA PRADESH | | 987781 | 965247 | 1953028 |

Source : DISE Data 2001-02 (as on 30th Sept-2001) & DISE Data 2010-11 (as on 30th Sept-2010)

I-X (ALL) 2010-11

| Enrolment in Class-X in 2010-11 | | | Drop out Rate | | |
|---------------------------------|---------------|----------------|---------------|--------------|--------------|
| Boys | Girls | Total | Boys | Girls | Total |
| 16679 | 16729 | 33408 | 36.40 | 36.54 | 36.47 |
| 14131 | 13056 | 27187 | 45.58 | 48.62 | 47.08 |
| 23774 | 23336 | 47110 | 40.94 | 41.94 | 41.44 |
| 28715 | 30212 | 58927 | 40.21 | 35.43 | 37.85 |
| 22313 | 23085 | 45398 | 38.13 | 35.25 | 36.70 |
| 24088 | 23532 | 47620 | 40.21 | 41.52 | 40.86 |
| 22101 | 20779 | 42880 | 50.85 | 55.22 | 53.07 |
| 17561 | 15289 | 32850 | 52.88 | 58.45 | 55.65 |
| 14504 | 14149 | 28653 | 43.88 | 43.62 | 43.75 |
| 27076 | 25168 | 52244 | 27.10 | 29.75 | 28.40 |
| 19478 | 17737 | 37215 | 38.55 | 42.30 | 40.39 |
| 23287 | 22733 | 46020 | 43.43 | 50.04 | 46.90 |
| 24928 | 20217 | 45145 | 53.42 | 61.54 | 57.44 |
| 25756 | 22274 | 48030 | 58.96 | 61.09 | 59.97 |
| 38310 | 35605 | 73915 | 41.23 | 41.85 | 41.53 |
| 26817 | 30048 | 56865 | 43.32 | 34.44 | 38.95 |
| 21449 | 20243 | 41692 | 57.04 | 56.68 | 56.87 |
| 19639 | 18847 | 38486 | 52.25 | 53.34 | 52.79 |
| 17805 | 17871 | 35676 | 54.16 | 52.89 | 53.53 |
| 30255 | 31683 | 61938 | 37.09 | 31.30 | 34.26 |
| 29271 | 27865 | 57136 | 47.84 | 49.49 | 48.66 |
| 18604 | 19008 | 37612 | 42.35 | 39.44 | 40.92 |
| 28518 | 26051 | 54569 | 50.60 | 53.17 | 51.86 |
| 535059 | 515517 | 1050576 | 45.83 | 46.59 | 46.21 |

DROP OUT RATE

| Sl. No. | Name of the District | Enrolment in Class I in 2001-2002 | | |
|-----------------------|----------------------|-----------------------------------|---------------|---------------|
| | | Boys | Girls | Total |
| 1 | Srikakulam | 2567 | 2616 | 5183 |
| 2 | Vizianagaram | 3004 | 2971 | 5975 |
| 3 | Visakhapatnam | 3308 | 3203 | 6511 |
| 4 | East Godavari | 10487 | 10293 | 20780 |
| 5 | West Godavari | 9974 | 9829 | 19803 |
| 6 | Krishna | 11468 | 11615 | 23083 |
| 7 | Guntur | 12639 | 12725 | 25364 |
| 8 | Prakasam | 10622 | 10717 | 21339 |
| 9 | Nellore | 6650 | 6534 | 13184 |
| 10 | Chittoor | 7486 | 7275 | 14761 |
| 11 | Kadapa | 5798 | 5673 | 11471 |
| 12 | Anantapur | 7022 | 6925 | 13947 |
| 13 | Kurnool | 11863 | 11714 | 23577 |
| 14 | Mahabubnagar | 11036 | 10048 | 21084 |
| 15 | Ranga Reddy | 12577 | 11829 | 24406 |
| 16 | Hyderabad | 5758 | 5729 | 11487 |
| 17 | Medak | 10477 | 9806 | 20283 |
| 18 | Nizamabad | 6750 | 6488 | 13238 |
| 19 | Adilabad | 6657 | 6562 | 13219 |
| 20 | Karimnagar | 10443 | 9959 | 20402 |
| 21 | Warangal | 10943 | 10948 | 21891 |
| 22 | Khammam | 5720 | 5692 | 11412 |
| 23 | Nalgonda | 11898 | 12085 | 23983 |
| ANDHRA PRADESH | | 195147 | 191236 | 386383 |

Source : DISE Data 2001-02 (as on 30th Sept-2001) & DISE Data 2010-11 (as on 30th Sept-2010)

I-X (S.C.) 2010-11

| Enrolment in Class-X in 2010-11 | | | Drop out Rate | | |
|---------------------------------|--------------|---------------|---------------|--------------|--------------|
| Boys | Girls | Total | Boys | Girls | Total |
| 1549 | 1617 | 3166 | 39.66 | 38.19 | 38.92 |
| 1562 | 1495 | 3057 | 48.00 | 49.68 | 48.84 |
| 1981 | 2061 | 4042 | 40.11 | 35.65 | 37.92 |
| 5684 | 6178 | 11862 | 45.80 | 39.98 | 42.92 |
| 4884 | 5210 | 10094 | 51.03 | 46.99 | 49.03 |
| 5622 | 5561 | 11183 | 50.98 | 52.12 | 51.55 |
| 5140 | 4903 | 10043 | 59.33 | 61.47 | 60.40 |
| 4124 | 3477 | 7601 | 61.17 | 67.56 | 64.38 |
| 3755 | 3765 | 7520 | 43.53 | 42.38 | 42.96 |
| 5563 | 5275 | 10838 | 25.69 | 27.49 | 26.58 |
| 3050 | 2769 | 5819 | 47.40 | 51.19 | 49.27 |
| 3775 | 3827 | 7602 | 46.24 | 44.74 | 45.49 |
| 5333 | 4465 | 9798 | 55.05 | 61.88 | 58.44 |
| 4884 | 4287 | 9171 | 55.74 | 57.33 | 56.50 |
| 6468 | 6350 | 12818 | 48.57 | 46.32 | 47.48 |
| 2608 | 2927 | 5535 | 54.71 | 48.91 | 51.82 |
| 4379 | 4282 | 8661 | 58.20 | 56.33 | 57.30 |
| 3168 | 2950 | 6118 | 53.07 | 54.53 | 53.78 |
| 3660 | 3712 | 7372 | 45.02 | 43.43 | 44.23 |
| 6145 | 6497 | 12642 | 41.16 | 34.76 | 38.04 |
| 5446 | 5459 | 10905 | 50.23 | 50.14 | 50.19 |
| 3576 | 3580 | 7156 | 37.48 | 37.10 | 37.29 |
| 5836 | 5604 | 11440 | 50.95 | 53.63 | 52.30 |
| 98192 | 96251 | 194443 | 49.68 | 49.67 | 49.68 |

DROP OUT RATE

| Sl. No. | Name of the District | Enrolment in Class I in 2001-2002 | | |
|-----------------------|----------------------|-----------------------------------|---------------|---------------|
| | | Boys | Girls | Total |
| 1 | Srikakulam | 2543 | 2517 | 5060 |
| 2 | Vizianagaram | 3728 | 3609 | 7337 |
| 3 | Visakhapatnam | 12835 | 12201 | 25036 |
| 4 | East Godavari | 3613 | 3389 | 7002 |
| 5 | West Godavari | 1861 | 1850 | 3711 |
| 6 | Krishna | 2445 | 2408 | 4853 |
| 7 | Guntur | 5034 | 4849 | 9883 |
| 8 | Prakasam | 2995 | 2876 | 5871 |
| 9 | Nellore | 4077 | 3808 | 7885 |
| 10 | Chittoor | 2012 | 1927 | 3939 |
| 11 | Kadapa | 1343 | 1216 | 2559 |
| 12 | Anantapur | 1905 | 1861 | 3766 |
| 13 | Kurnool | 1584 | 1437 | 3021 |
| 14 | Mahabubnagar | 11817 | 10275 | 22092 |
| 15 | Ranga Reddy | 6831 | 6455 | 13286 |
| 16 | Hyderabad | 1134 | 1169 | 2303 |
| 17 | Medak | 7104 | 6097 | 13201 |
| 18 | Nizamabad | 6741 | 6145 | 12886 |
| 19 | Adilabad | 11225 | 11379 | 22604 |
| 20 | Karimnagar | 3441 | 3213 | 6654 |
| 21 | Warangal | 16254 | 16325 | 32579 |
| 22 | Khammam | 13885 | 13505 | 27390 |
| 23 | Nalgonda | 12649 | 11683 | 24332 |
| ANDHRA PRADESH | | 137056 | 130194 | 267250 |

I-X (S.T.) 2010-11

| Enrolment in Class-X in 2010-11 | | | Drop out Rate | | |
|---------------------------------|--------------|--------------|---------------|--------------|--------------|
| Boys | Girls | Total | Boys | Girls | Total |
| 1059 | 1078 | 2137 | 58.36 | 57.17 | 57.77 |
| 1140 | 1135 | 2275 | 69.42 | 68.55 | 68.99 |
| 3347 | 3084 | 6431 | 73.92 | 74.72 | 74.31 |
| 1163 | 1501 | 2664 | 67.81 | 55.71 | 61.95 |
| 599 | 669 | 1268 | 67.81 | 63.84 | 65.83 |
| 839 | 691 | 1530 | 65.69 | 71.30 | 68.47 |
| 1004 | 777 | 1781 | 80.06 | 83.98 | 81.98 |
| 538 | 478 | 1016 | 82.04 | 83.38 | 82.69 |
| 760 | 780 | 1540 | 81.36 | 79.52 | 80.47 |
| 926 | 798 | 1724 | 53.98 | 58.59 | 56.23 |
| 589 | 485 | 1074 | 56.14 | 60.12 | 58.03 |
| 1015 | 1020 | 2035 | 46.72 | 45.19 | 45.96 |
| 720 | 561 | 1281 | 54.55 | 60.96 | 57.60 |
| 2369 | 1414 | 3783 | 79.95 | 86.24 | 82.88 |
| 2184 | 1603 | 3787 | 68.03 | 75.17 | 71.50 |
| 514 | 476 | 990 | 54.67 | 59.28 | 57.01 |
| 1372 | 826 | 2198 | 80.69 | 86.45 | 83.35 |
| 1789 | 1283 | 3072 | 73.46 | 79.12 | 76.16 |
| 2775 | 2700 | 5475 | 75.28 | 76.27 | 75.78 |
| 940 | 919 | 1859 | 72.68 | 71.40 | 72.06 |
| 4496 | 3739 | 8235 | 72.34 | 77.10 | 74.72 |
| 5427 | 5719 | 11146 | 60.91 | 57.65 | 59.31 |
| 3351 | 2413 | 5764 | 73.51 | 79.35 | 76.31 |
| 38916 | 34149 | 73065 | 71.61 | 73.77 | 72.66 |

Source : DISE Data 2001-02 (as on 30th Sept-2001) & DISE Data 2010-11 (as on 30th Sept-2010)

Teacher Pupil Ratio - 2010-11

| Sl. No. | District Name of the | Teacher Pupil Ratio | | | | | |
|--------------|----------------------|--------------------------|-----------------------|--------------------------|-----------------------|--------------------------|-----------------------|
| | | Primary Schools | | Upper Primary Schools | | High Schools | |
| | | Without Vidya Volunteers | With Vidya Volunteers | Without Vidya Volunteers | With Vidya Volunteers | Without Vidya Volunteers | With Vidya Volunteers |
| 1 | Srikakulam | 27 | 18 | 21 | 17 | 27 | 24 |
| 2 | Vizianagaram | 26 | 20 | 21 | 19 | 28 | 26 |
| 3 | Visakhapatnam | 35 | 30 | 28 | 23 | 29 | 28 |
| 4 | East Godavari | 31 | 25 | 26 | 22 | 28 | 28 |
| 5 | West Godavari | 29 | 29 | 23 | 21 | 26 | 26 |
| 6 | Krishna | 31 | 24 | 21 | 19 | 27 | 26 |
| 7 | Guntur | 28 | 20 | 28 | 22 | 28 | 26 |
| 8 | Prakasam | 30 | 24 | 24 | 21 | 24 | 23 |
| 9 | Nellore | 25 | 20 | 20 | 18 | 22 | 22 |
| 10 | Chittoor | 28 | 23 | 22 | 18 | 25 | 23 |
| 11 | Kadapa | 26 | 22 | 23 | 21 | 25 | 24 |
| 12 | Anantapur | 35 | 32 | 27 | 19 | 27 | 23 |
| 13 | Kurnool | 40 | 29 | 32 | 25 | 29 | 28 |
| 14 | Mahabubnagar | 35 | 28 | 29 | 22 | 25 | 23 |
| 15 | Ranga Reddy | 40 | 35 | 29 | 26 | 28 | 27 |
| 16 | Hyderabad | 33 | 30 | 25 | 25 | 25 | 25 |
| 17 | Medak | 35 | 30 | 26 | 19 | 25 | 24 |
| 18 | Nizamabad | 32 | 26 | 21 | 19 | 26 | 24 |
| 19 | Adilabad | 35 | 30 | 29 | 21 | 28 | 25 |
| 20 | Karimnagar | 27 | 25 | 23 | 21 | 26 | 24 |
| 21 | Warangal | 28 | 23 | 22 | 20 | 25 | 24 |
| 22 | Khammam | 29 | 20 | 24 | 19 | 26 | 24 |
| 23 | Nalgonda | 36 | 28 | 30 | 24 | 28 | 25 |
| TOTAL | | 31 | 26 | 25 | 21 | 26 | 25 |

Source : DISE Data 2010-11 (as on 30th Sept-2010)

Transition Rate - 2010-11

| Class | Enrolment in 2009-10 | | | Enrolment in 2010-11 | | | Transition Rate | | |
|-------|----------------------|--------|---------|----------------------|--------|---------|-----------------|-------|-------|
| | Boys | Girls | Total | Boys | Girls | Total | Boys | Girls | Total |
| I | 810757 | 769013 | 1579770 | 803984 | 752683 | 1556667 | | | |
| II | 717867 | 694935 | 1412802 | 736481 | 709846 | 1446327 | 90.84 | 92.31 | 91.55 |
| III | 708852 | 688675 | 1397527 | 706355 | 683132 | 1389487 | 98.40 | 98.30 | 98.35 |
| IV | 694964 | 678461 | 1373425 | 690966 | 668319 | 1359285 | 97.48 | 97.04 | 97.26 |
| V | 694154 | 679613 | 1373767 | 695578 | 677596 | 1373174 | 100.09 | 99.87 | 99.98 |
| VI | 639176 | 614081 | 1253257 | 661286 | 644742 | 1306028 | 95.27 | 94.87 | 95.07 |
| VII | 624574 | 600175 | 1224749 | 620083 | 599521 | 1219604 | 97.01 | 97.63 | 97.31 |
| VIII | 579230 | 561527 | 1140757 | 568707 | 549221 | 1117928 | 91.06 | 91.51 | 91.28 |
| IX | 562721 | 541037 | 1103758 | 551501 | 536845 | 1088346 | 95.21 | 95.60 | 95.41 |
| X | 549153 | 518489 | 1067642 | 535059 | 515517 | 1050576 | 95.08 | 95.28 | 95.18 |

Source : DISE data 2009-10 (as on 30th Sept-2001) & DISE data 2010-11 (as on 30th Sept-2010)

SSC EXAMINATION

| Sl. No. | Name of the District | Number Appeared | | |
|-----------------------|----------------------|-----------------|---------------|----------------|
| | | Boys | Girls | Total |
| 1 | Srikakulam | 16373 | 16320 | 32693 |
| 2 | Vizianagaram | 13825 | 12808 | 26633 |
| 3 | Visakhapatnam | 24557 | 23353 | 47910 |
| 4 | East Godavari | 28158 | 29772 | 57930 |
| 5 | West Godavari | 21722 | 22311 | 44033 |
| 6 | Krishna | 26090 | 24854 | 50944 |
| 7 | Guntur | 23185 | 21440 | 44625 |
| 8 | Prakasam | 17348 | 15174 | 32522 |
| 9 | Nellore | 15584 | 14822 | 30406 |
| 10 | Chittoor | 26191 | 24260 | 50451 |
| 11 | Kadapa | 17946 | 16081 | 34027 |
| 12 | Anantapur | 23232 | 22131 | 45363 |
| 13 | Kurnool | 24653 | 19716 | 44369 |
| 14 | Mahabubnagar | 26441 | 22617 | 49058 |
| 15 | Rangareddy | 40444 | 36330 | 76774 |
| 16 | Hyderabad | 29013 | 30886 | 59899 |
| 17 | Medak | 21620 | 20424 | 42044 |
| 18 | Nizamabad | 19573 | 18732 | 38305 |
| 19 | Adilabad | 17717 | 17600 | 35317 |
| 20 | Karimnagar | 30321 | 30987 | 61308 |
| 21 | Warangal | 28653 | 27226 | 55879 |
| 22 | Khammam | 17627 | 18330 | 35957 |
| 23 | Nalgonda | 27839 | 25409 | 53248 |
| ANDHRA PRADESH | | 538112 | 511583 | 1049695 |

Source : SSC Board

RESULTS - MARCH - 2011

| Number Passed | | | Pass Percentage | | |
|---------------|---------------|---------------|-----------------|--------------|--------------|
| Boys | Girls | Total | Boys | Girls | Total |
| 13265 | 12292 | 25557 | 81.02 | 75.32 | 78.17 |
| 11455 | 10025 | 21480 | 82.86 | 78.27 | 80.65 |
| 20263 | 18578 | 38841 | 82.51 | 79.55 | 81.07 |
| 23317 | 24307 | 47624 | 82.81 | 81.64 | 82.21 |
| 18778 | 19407 | 38185 | 86.45 | 86.98 | 86.72 |
| 22315 | 21334 | 43649 | 85.53 | 85.84 | 85.68 |
| 21161 | 19589 | 40750 | 91.27 | 91.37 | 91.32 |
| 14450 | 12632 | 27082 | 83.29 | 83.25 | 83.27 |
| 12588 | 11929 | 24517 | 80.78 | 80.48 | 80.63 |
| 22938 | 21810 | 44748 | 87.58 | 89.90 | 88.70 |
| 15656 | 14158 | 29814 | 87.24 | 88.04 | 87.62 |
| 17136 | 16825 | 33961 | 73.76 | 76.02 | 74.86 |
| 19399 | 15649 | 35048 | 78.69 | 79.37 | 78.99 |
| 22542 | 19563 | 42105 | 85.25 | 86.50 | 85.83 |
| 30013 | 27766 | 57779 | 74.21 | 76.43 | 75.26 |
| 19672 | 23911 | 43583 | 67.80 | 77.42 | 72.76 |
| 18274 | 17708 | 35982 | 84.52 | 86.70 | 85.58 |
| 16568 | 16060 | 32628 | 84.65 | 85.74 | 85.18 |
| 14328 | 14458 | 28786 | 80.87 | 82.15 | 81.51 |
| 27566 | 28575 | 56141 | 90.91 | 92.22 | 91.57 |
| 24180 | 22971 | 47151 | 84.39 | 84.37 | 84.38 |
| 14332 | 14733 | 29065 | 81.31 | 80.38 | 80.83 |
| 24886 | 22977 | 47863 | 89.39 | 90.43 | 89.89 |
| 445082 | 427257 | 872339 | 82.71 | 83.52 | 83.10 |

Budget Outlay & Expenditure - 2008 - 09
School Education Department

Rs. in Crores

| Item | Particulars | Elementary | Secondary | Others | Total |
|--------------------------------------|------------------|------------|-----------|--------|---------|
| I Plan | | | | | |
| | Budget Estimates | 1373.66 | 1295.51 | 241.76 | 2910.93 |
| | Expenditure | 365.44 | 146.8 | 60.46 | 572.70 |
| II Non - Plan | | | | | |
| | Budget Estimates | 3365.72 | 2248.57 | 130.48 | 5744.77 |
| | Expenditure | 2779.58 | 2006.01 | 77.45 | 4863.04 |
| III Total (Plan + Non - Plan) | | | | | |
| | Budget Estimates | 4243.5 | 3544.08 | 372.24 | 8159.82 |
| | Expenditure | 3145.02 | 2152.81 | 137.91 | 5435.74 |

Budget Outlay & Expenditure - 2009 - 10
School Education Department

Rs. in Crores

| Item | Particulars | Elementary | Secondary | Others | Total |
|--------------------------------------|------------------|------------|-----------|--------|---------|
| I Plan | | | | | |
| | Budget Estimates | 720.6 | 143.8 | 143.93 | 1008.33 |
| | Expenditure | 293.28 | 135.89 | 25.29 | 454.46 |
| II Non - Plan | | | | | |
| | Budget Estimates | 4153.99 | 2631.33 | 142.43 | 6927.75 |
| | Expenditure | 2964.56 | 2826.76 | 280.45 | 6071.77 |
| III Total (Plan + Non - Plan) | | | | | |
| | Budget Estimates | 4874.59 | 2775.13 | 286.36 | 7936.08 |
| | Expenditure | 3257.84 | 2962.65 | 305.74 | 6526.23 |

Budget Estimates - 2008 - 09
School Education Department

Rs. in Crores

| Budget Estimates | Elementary | Secondary | Others | Total |
|---------------------------|------------|-----------|--------|---------|
| Plan | 1373.66 | 1295.51 | 241.76 | 2910.93 |
| Non - Plan | 3365.72 | 2248.57 | 130.48 | 5744.77 |
| Total (Plan + Non - Plan) | 4739.38 | 3544.08 | 372.24 | 8655.7 |

Budget Estimates - 2009 - 10
School Education Department

Rs. in Crores

| Budget Estimates | Elementary | Secondary | Others | Total |
|---------------------------|------------|-----------|--------|---------|
| Plan | 720.6 | 143.8 | 143.93 | 1008.33 |
| Non - Plan | 4153.99 | 2631.34 | 142.42 | 6927.75 |
| Total (Plan + Non - Plan) | 4874.59 | 2775.14 | 286.35 | 7936.08 |

Budget Estimates - 2010 - 11
School Education Department

Rs. in Crores

| Budget Estimates | Elementary | Secondary | Others | Total |
|---------------------------|------------|-----------|--------|---------|
| Plan | 624.25 | 389.46 | 355.54 | 1369.25 |
| Non - Plan | 4551.59 | 3060.59 | 151.36 | 7763.54 |
| Total (Plan + Non - Plan) | 5175.84 | 3450.05 | 506.9 | 9132.79 |

A decorative rectangular border with a repeating floral pattern, featuring small flowers and leaves. The corners are embellished with larger, more intricate floral designs.

**DATA FROM
2000 - 2001
TO
2010 - 2011**

**MANAGEMENT WISE PRIMARY SCHOOLS
FROM 2000-2001 TO 2010-2011**

| Sl. No | Year | Management wise Primary Schools | | | | | | |
|--------|-----------|---------------------------------|-------------|-------|-----------|---------------|------------------|-------|
| | | Central Govt. | State Govt. | M.P.P | Municipal | Private Aided | Private Un-aided | Total |
| 1 | 2000-2001 | 22 | 4216 | 46946 | 1430 | 1992 | 1295 | 55901 |
| 2 | 2001-2002 | 43 | 4780 | 48808 | 1407 | 1957 | 1254 | 58249 |
| 3 | 2002-2003 | 40 | 5626 | 49845 | 1423 | 2265 | 4163 | 63362 |
| 4 | 2003-2004 | 37 | 5580 | 50013 | 1473 | 2275 | 4519 | 63897 |
| 5 | 2004-2005 | 30 | 5055 | 48104 | 1455 | 2280 | 4756 | 61680 |
| 6 | 2005-2006 | 25 | 5081 | 48168 | 1409 | 2274 | 5202 | 62159 |
| 7 | 2006-2007 | 20 | 5089 | 47762 | 1408 | 2287 | 5596 | 62162 |
| 8 | 2007-2008 | 24 | 4862 | 47953 | 1396 | 2246 | 5983 | 62464 |
| 9 | 2008-2009 | 20 | 5060 | 50309 | 1633 | 2212 | 6375 | 65609 |
| 10 | 2009-2010 | 24 | 5025 | 50309 | 1626 | 2164 | 6784 | 65932 |
| 11 | 2010-2011 | 21 | 5043 | 50487 | 1637 | 2110 | 7536 | 66834 |

Source : DISE data

**MANAGEMENT WISE UPPER PRIMARY SCHOOLS
FROM 2000-2001 TO 2010-2011**

| Sl. No | Year | Management wise Upper Primary Schools | | | | | | |
|--------|-----------|---------------------------------------|-------------|-------|-----------|---------------|------------------|-------|
| | | Central Govt. | State Govt. | M.P.P | Municipal | Private Aided | Private Un-aided | Total |
| 1 | 2000-2001 | 3 | 368 | 5599 | 218 | 505 | 3111 | 9804 |
| 2 | 2001-2002 | 6 | 496 | 9738 | 280 | 502 | 3450 | 14472 |
| 3 | 2002-2003 | 10 | 468 | 10024 | 296 | 518 | 3794 | 15110 |
| 4 | 2003-2004 | 9 | 496 | 9886 | 309 | 491 | 4024 | 15215 |
| 5 | 2004-2005 | 2 | 560 | 10883 | 355 | 476 | 4391 | 16667 |
| 6 | 2005-2006 | 1 | 578 | 11143 | 384 | 430 | 4754 | 17290 |
| 7 | 2006-2007 | 0 | 592 | 11108 | 394 | 421 | 5308 | 17823 |
| 8 | 2007-2008 | 0 | 581 | 10960 | 399 | 431 | 5586 | 17957 |
| 9 | 2008-2009 | 0 | 372 | 8590 | 164 | 433 | 5383 | 14942 |
| 10 | 2009-2010 | 0 | 395 | 8589 | 168 | 425 | 5807 | 15384 |
| 11 | 2010-2011 | 2 | 383 | 8374 | 158 | 420 | 6084 | 15421 |

Source : DISE data

**MANAGEMENT WISE HIGH SCHOOLS
FROM 2000-2001 TO 2010-2011**

| Sl. No | Year | Management wise High Schools | | | | | | |
|--------|-----------|------------------------------|-------------|-------|-----------|------------|---------------|-------|
| | | Central Govt. | State Govt. | M.P.P | Municipal | Pvt. Aided | Pvt. Un-aided | Total |
| 1 | 2000-2001 | 43 | 1025 | 5606 | 240 | 865 | 2498 | 10277 |
| 2 | 2001-2002 | 43 | 1076 | 6081 | 249 | 892 | 3123 | 11464 |
| 3 | 2002-2003 | 43 | 1189 | 6599 | 264 | 864 | 3611 | 12570 |
| 4 | 2003-2004 | 45 | 1188 | 6781 | 279 | 871 | 3996 | 13160 |
| 5 | 2004-2005 | 43 | 1284 | 7397 | 283 | 870 | 4465 | 14342 |
| 6 | 2005-2006 | 29 | 1482 | 7707 | 293 | 830 | 5096 | 15437 |
| 7 | 2006-2007 | 34 | 1552 | 7867 | 300 | 857 | 5585 | 16195 |
| 8 | 2007-2008 | 30 | 1605 | 8155 | 302 | 856 | 5989 | 16937 |
| 9 | 2008-2009 | 33 | 1693 | 8155 | 306 | 841 | 6348 | 17376 |
| 10 | 2009-2010 | 35 | 1825 | 8201 | 305 | 840 | 6937 | 18143 |
| 11 | 2010-2011 | 41 | 1814 | 8348 | 312 | 830 | 7431 | 18776 |

Source : DISE data

**MANAGEMENT WISE HIGHER SECONDARY SCHOOLS
FROM 2000-2001 TO 2010-11**

| Sl. No | Year | Management wise Higher Secondary Schools | | | | | | |
|--------|-----------|--|-------------|-------|-----------|------------|---------------|-------|
| | | Central Govt. | State Govt. | M.P.P | Municipal | Pvt. Aided | Pvt. Un-aided | Total |
| 1 | 2000-2001 | 49 | 0 | 0 | 0 | 0 | 33 | 82 |
| 2 | 2001-2002 | 48 | 0 | 0 | 0 | 0 | 25 | 73 |
| 3 | 2002-2003 | 51 | 0 | 0 | 0 | 0 | 28 | 79 |
| 4 | 2003-2004 | 48 | 0 | 0 | 0 | 0 | 34 | 82 |
| 5 | 2004-2005 | 47 | 0 | 0 | 0 | 0 | 32 | 79 |
| 6 | 2005-2006 | 61 | 0 | 0 | 0 | 0 | 37 | 98 |
| 7 | 2006-2007 | 56 | 0 | 0 | 0 | 0 | 41 | 97 |
| 8 | 2007-2008 | 59 | 0 | 0 | 0 | 0 | 40 | 99 |
| 9 | 2008-2009 | 59 | 0 | 0 | 0 | 0 | 41 | 100 |
| 10 | 2009-2010 | 60 | 0 | 0 | 0 | 0 | 44 | 104 |
| 11 | 2010-2011 | 49 | 93 | 0 | 0 | 0 | 31 | 173 |

Source : DISE data

**TYPE WISE SCHOOLS
FROM 2000-2001 TO 2010-2011**

| Sl. No | Year | Type wise Schools | | | | | |
|--------|-----------|-------------------|---------|---------------|--------------|------------------|--------|
| | | Pre Primary | Primary | Upper Primary | High Schools | Higher Secondary | Total |
| 1 | 2000-2001 | 27 | 55901 | 9804 | 10277 | 82 | 76064 |
| 2 | 2001-2002 | 25 | 58249 | 14472 | 11464 | 73 | 84258 |
| 3 | 2002-2003 | 0 | 63362 | 15110 | 12570 | 79 | 91121 |
| 4 | 2003-2004 | 0 | 63897 | 15215 | 13160 | 82 | 92354 |
| 5 | 2004-2005 | 0 | 61680 | 16667 | 14342 | 79 | 92768 |
| 6 | 2005-2006 | 0 | 62159 | 17290 | 15437 | 98 | 94984 |
| 7 | 2006-2007 | 0 | 62162 | 17823 | 16195 | 97 | 96277 |
| 8 | 2007-2008 | 0 | 62464 | 17957 | 16937 | 99 | 97457 |
| 9 | 2008-2009 | 0 | 65609 | 14942 | 17376 | 100 | 98027 |
| 10 | 2009-2010 | 0 | 65932 | 15384 | 18143 | 104 | 99563 |
| 11 | 2010-2011 | 0 | 66834 | 15421 | 18776 | 173 | 101204 |

Source : DISE data

**MANAGEMENT WISE TOTAL SCHOOLS
FROM 2000-2001 TO 2010-2011**

| Sl. No. | Year | Management wise Total Schools | | | | | | |
|---------|-----------|-------------------------------|-------------|-------|-----------|------------|---------------|--------|
| | | Central Govt. | State Govt. | M.P.P | Municipal | Pvt. Aided | Pvt. Un-aided | Total |
| 1 | 2000-2001 | 117 | 5609 | 58151 | 1888 | 3362 | 6937 | 76064 |
| 2 | 2001-2002 | 140 | 6352 | 64627 | 1936 | 3351 | 7852 | 84258 |
| 3 | 2002-2003 | 144 | 7283 | 66468 | 1983 | 3647 | 11596 | 91121 |
| 4 | 2003-2004 | 139 | 7264 | 66680 | 2061 | 3637 | 12573 | 92354 |
| 5 | 2004-2005 | 122 | 6899 | 66384 | 2093 | 3626 | 13644 | 92768 |
| 6 | 2005-2006 | 116 | 7141 | 67018 | 2086 | 3534 | 15089 | 94984 |
| 7 | 2006-2007 | 110 | 7233 | 66737 | 2102 | 3565 | 16530 | 96277 |
| 8 | 2007-2008 | 113 | 7048 | 67068 | 2097 | 3533 | 17598 | 97457 |
| 9 | 2008-2009 | 112 | 7125 | 67054 | 2103 | 3486 | 18147 | 98027 |
| 10 | 2009-2010 | 119 | 7245 | 67099 | 2099 | 3429 | 19572 | 99563 |
| 11 | 2010-2011 | 113 | 7333 | 67209 | 2107 | 3360 | 21082 | 101204 |

Source : DISE data

TYPE WISE ENROLMENT FROM

| Sl. No | Year | TYPE WISE | | | | | | | | |
|--------|-----------|-------------|-------|-------|-----------------|---------|---------|-----------------------|---------|---------|
| | | Pre-Primary | | | Primary Schools | | | Upper Primary Schools | | |
| | | Boys | Girls | Total | Boys | Girls | Total | Boys | Girls | Total |
| 1 | 2000-2001 | 740 | 744 | 1484 | 3054724 | 3005670 | 6060394 | 1400905 | 1227280 | 2628185 |
| 2 | 2001-2002 | 656 | 616 | 1272 | 2610881 | 2619867 | 5230748 | 1729772 | 1593054 | 3322826 |
| 3 | 2002-2003 | 0 | 0 | 0 | 3197135 | 3153937 | 6351072 | 1761580 | 1627609 | 3389189 |
| 4 | 2003-2004 | 0 | 0 | 0 | 3006457 | 2960553 | 5967010 | 1636883 | 1513081 | 3149964 |
| 5 | 2004-2005 | 0 | 0 | 0 | 2779410 | 2744953 | 5524363 | 1647443 | 1525434 | 3172877 |
| 6 | 2005-2006 | 0 | 0 | 0 | 2720336 | 2677672 | 5398008 | 1651337 | 1520797 | 3172134 |
| 7 | 2006-2007 | 0 | 0 | 0 | 2788122 | 2725033 | 5513155 | 1691111 | 1554985 | 3246096 |
| 8 | 2007-2008 | 0 | 0 | 0 | 2719721 | 2647228 | 5366949 | 1615903 | 1494783 | 3110686 |
| 9 | 2008-2009 | 0 | 0 | 0 | 2875478 | 2810567 | 5686045 | 1302469 | 1189729 | 2492198 |
| 10 | 2009-2010 | 0 | 0 | 0 | 2725513 | 2666740 | 5392253 | 1248562 | 1147287 | 2395849 |
| 11 | 2010-2011 | 0 | 0 | 0 | 2775065 | 2688831 | 5463896 | 1214470 | 1115260 | 2329730 |

Source : DISE data

2000-2001 TO 2010-2011 - ALL

| ENROLMENT - ALL | | | | | | | | |
|-----------------|---------|---------|------------------|-------|--------|---------|---------|----------|
| High Schools | | | Higher Secondary | | | Total | | |
| Boys | Girls | Total | Boys | Girls | Total | Boys | Girls | Total |
| 2526431 | 2011360 | 4537791 | 47269 | 37406 | 84675 | 7039329 | 6281716 | 13311045 |
| 2725679 | 2237713 | 4963392 | 39975 | 34790 | 74765 | 7106307 | 6485424 | 13591731 |
| 2233949 | 1844409 | 4078358 | 41297 | 37039 | 78336 | 7233961 | 6662994 | 13896955 |
| 2341558 | 1988921 | 4330479 | 46178 | 35855 | 82033 | 7031076 | 6498410 | 13529486 |
| 2472490 | 2160752 | 4633242 | 40791 | 39795 | 80586 | 6940134 | 6470934 | 13411068 |
| 2551235 | 2288008 | 4839243 | 54635 | 47903 | 102538 | 6977543 | 6534380 | 13511923 |
| 2604144 | 2384647 | 4988791 | 54934 | 48254 | 103188 | 7138311 | 6712919 | 13851230 |
| 2646112 | 2468330 | 5114442 | 52707 | 46957 | 99664 | 7034443 | 6657298 | 13691741 |
| 2747809 | 2622153 | 5369962 | 58520 | 52435 | 110955 | 6984276 | 6674884 | 13659160 |
| 2797781 | 2679646 | 5477427 | 52279 | 48548 | 100827 | 6824135 | 6542221 | 13366356 |
| 2750725 | 2646965 | 5397690 | 56601 | 70269 | 126870 | 6796861 | 6521325 | 13318186 |

CLASS-WISE ENROLMENT FROM

| Sl. No | Year | CLASS WISE BOYS | | | | | |
|--------|-----------|-----------------|---------|--------|--------|--------|--------|
| | | PP | I | II | III | IV | V |
| 1 | 2000-2001 | 183243 | 1161617 | 939454 | 885243 | 806360 | 760373 |
| 2 | 2001-2002 | 273060 | 988101 | 965569 | 853555 | 802931 | 771882 |
| 3 | 2002-2003 | 279570 | 977991 | 876054 | 885375 | 799376 | 784911 |
| 4 | 2003-2004 | 238273 | 848409 | 828671 | 801455 | 803576 | 762037 |
| 5 | 2004-2005 | 166413 | 800716 | 751434 | 785150 | 764763 | 792586 |
| 6 | 2005-2006 | 266742 | 829756 | 713498 | 719382 | 735409 | 744653 |
| 7 | 2006-2007 | 388582 | 849300 | 757800 | 704538 | 696975 | 728176 |
| 8 | 2007-2008 | 379410 | 818265 | 738301 | 722816 | 674580 | 686358 |
| 9 | 2008-2009 | 391603 | 800133 | 719973 | 713222 | 695039 | 671519 |
| 10 | 2009-2010 | 233568 | 810757 | 717867 | 708852 | 694964 | 694154 |
| 11 | 2010-2011 | 218987 | 803984 | 736481 | 706355 | 690966 | 695578 |

Source : DISE data

2000-2001 TO 2010-2011 - BOYS

| ENROLMENT - ALL | | | | | | | |
|-----------------|--------|--------|--------|--------|------|------|---------|
| VI | VII | VIII | IX | X | XI | XII | TOTAL |
| 600571 | 544038 | 426970 | 381855 | 336832 | 1708 | 1805 | 7030069 |
| 653136 | 568962 | 461695 | 401012 | 363841 | 1601 | 1618 | 7106963 |
| 689061 | 618276 | 498859 | 437029 | 384259 | 1692 | 1508 | 7233961 |
| 686618 | 636216 | 540478 | 465707 | 415986 | 2062 | 1588 | 7031076 |
| 694487 | 655098 | 568778 | 510212 | 446753 | 1955 | 1789 | 6940134 |
| 715001 | 658193 | 575223 | 530391 | 485109 | 2280 | 1906 | 6977543 |
| 696002 | 680069 | 586543 | 540322 | 505868 | 2176 | 1960 | 7138311 |
| 681077 | 659197 | 607036 | 549637 | 514076 | 1840 | 1850 | 7034443 |
| 652318 | 641706 | 593081 | 573018 | 527806 | 2490 | 2368 | 6984276 |
| 639176 | 624574 | 579230 | 562721 | 549153 | 4874 | 4245 | 6824135 |
| 661286 | 620083 | 568707 | 551501 | 535059 | 4367 | 3507 | 6796861 |

CLASS-WISE ENROLMENT FROM

| Sl. No | Year | CLASS WISE GIRLS | | | | | |
|--------|-----------|------------------|---------|--------|--------|--------|--------|
| | | PP | I | II | III | IV | V |
| 1 | 2000-2001 | 141175 | 1127603 | 921107 | 848083 | 760879 | 695234 |
| 2 | 2001-2002 | 242730 | 965480 | 954121 | 832434 | 768636 | 723532 |
| 3 | 2002-2003 | 246530 | 957880 | 870153 | 867114 | 770186 | 744591 |
| 4 | 2003-2004 | 209991 | 816523 | 820805 | 787904 | 779104 | 727175 |
| 5 | 2004-2005 | 133889 | 769705 | 740494 | 773946 | 748460 | 765157 |
| 6 | 2005-2006 | 211270 | 801798 | 698889 | 704405 | 718745 | 725387 |
| 7 | 2006-2007 | 320651 | 813747 | 746531 | 683850 | 674235 | 708085 |
| 8 | 2007-2008 | 307631 | 782132 | 722128 | 710312 | 652985 | 665660 |
| 9 | 2008-2009 | 317214 | 769369 | 703515 | 698803 | 683673 | 653127 |
| 10 | 2009-2010 | 184546 | 769013 | 694935 | 688675 | 678461 | 679613 |
| 11 | 2010-2011 | 171489 | 752683 | 709846 | 683132 | 668319 | 677596 |

Source : DISE data

2000-01 TO 2010-2011 - GIRLS

| ENROLMENT - ALL | | | | | | | |
|-----------------|--------|--------|--------|--------|------|------|---------|
| VI | VII | VIII | IX | X | XI | XII | TOTAL |
| 492284 | 434568 | 324921 | 287301 | 246708 | 1314 | 1283 | 6282460 |
| 567161 | 471636 | 367361 | 311787 | 278766 | 1243 | 1153 | 6486040 |
| 616664 | 535623 | 405630 | 347669 | 298550 | 1231 | 1173 | 6662994 |
| 615180 | 564116 | 459861 | 383363 | 331805 | 1419 | 1164 | 6498410 |
| 637173 | 589426 | 498068 | 440739 | 370623 | 1709 | 1545 | 6470934 |
| 664615 | 605496 | 512490 | 469193 | 418756 | 1755 | 1581 | 6534380 |
| 655686 | 634465 | 535900 | 486364 | 450292 | 1713 | 1400 | 6712919 |
| 647420 | 625188 | 566284 | 508532 | 465896 | 1671 | 1459 | 6657298 |
| 622364 | 618656 | 566234 | 544991 | 491050 | 2914 | 2974 | 6674884 |
| 614081 | 600175 | 561527 | 541037 | 518489 | 6225 | 5444 | 6542221 |
| 644742 | 599521 | 549221 | 536845 | 515517 | 6796 | 5618 | 6521325 |

CLASS WISE ENROLMENT FROM

| Sl. No | Year | CLASS WISE | | | | | |
|--------|-----------|------------|---------|---------|---------|---------|---------|
| | | PP | I | II | III | IV | V |
| 1 | 2000-2001 | 324418 | 2289220 | 1860561 | 1733326 | 1567239 | 1455607 |
| 2 | 2001-2002 | 515790 | 1953581 | 1919690 | 1685989 | 1571567 | 1495414 |
| 3 | 2002-2003 | 526100 | 1935871 | 1746207 | 1752489 | 1569562 | 1529502 |
| 4 | 2003-2004 | 448264 | 1664932 | 1649476 | 1589359 | 1582680 | 1489212 |
| 5 | 2004-2005 | 300302 | 1570421 | 1491928 | 1559096 | 1513223 | 1557743 |
| 6 | 2005-2006 | 478012 | 1631554 | 1412387 | 1423787 | 1454154 | 1470040 |
| 7 | 2006-2007 | 709233 | 1663047 | 1504331 | 1388388 | 1371210 | 1436261 |
| 8 | 2007-2008 | 687041 | 1600397 | 1460429 | 1433128 | 1327565 | 1352018 |
| 9 | 2008-2009 | 708817 | 1569502 | 1423488 | 1412025 | 1378712 | 1324646 |
| 10 | 2009-2010 | 418114 | 1579770 | 1412802 | 1397527 | 1373425 | 1373767 |
| 11 | 2010-2011 | 390476 | 1556667 | 1446327 | 1389487 | 1359285 | 1373174 |

Source : DISE data

2000-2001 TO 2010-2011 - TOTAL

| ENROLMENT - ALL | | | | | | | |
|-----------------|---------|---------|---------|---------|-------|------|----------|
| VI | VII | VIII | IX | X | XI | XII | TOTAL |
| 1092855 | 978606 | 751891 | 669156 | 583540 | 3022 | 3088 | 13312529 |
| 1220297 | 1040598 | 829056 | 712799 | 642607 | 2844 | 2771 | 13593003 |
| 1305725 | 1153899 | 904489 | 784698 | 682809 | 2923 | 2681 | 13896955 |
| 1301798 | 1200332 | 1000339 | 849070 | 747791 | 3481 | 2752 | 13529486 |
| 1331660 | 1244524 | 1066846 | 950951 | 817376 | 3664 | 3334 | 13411068 |
| 1379616 | 1263689 | 1087713 | 999584 | 903865 | 4035 | 3487 | 13511923 |
| 1351688 | 1314534 | 1122443 | 1026686 | 956160 | 3889 | 3360 | 13851230 |
| 1328497 | 1284385 | 1173320 | 1058169 | 979972 | 3511 | 3309 | 13691741 |
| 1274682 | 1260362 | 1159315 | 1118009 | 1018856 | 5404 | 5342 | 13659160 |
| 1253257 | 1224749 | 1140757 | 1103758 | 1067642 | 11099 | 9689 | 13366356 |
| 1306028 | 1219604 | 1117928 | 1088346 | 1050576 | 11163 | 9125 | 13318186 |

STAGE WISE ENROLMENT FROM

| Sl. No | Year | STAGE WISE | | | | | | | | |
|--------|-----------|--------------|--------|--------|-----------------------|---------|---------|-------------------------------|---------|---------|
| | | Pre- Primary | | | Primary (I-V Classes) | | | Upper Primary(VI-VII Classes) | | |
| | | Boys | Girls | Total | Boys | Girls | Total | Boys | Girls | Total |
| 1 | 2000-2001 | 183243 | 141175 | 324418 | 4553047 | 4352906 | 8905953 | 1144609 | 926852 | 2071461 |
| 2 | 2001-2002 | 273060 | 242730 | 515790 | 4382038 | 4244203 | 8626241 | 1222098 | 1038797 | 2260895 |
| 3 | 2002-2003 | 279570 | 246530 | 526100 | 4323707 | 4209924 | 8533631 | 1307337 | 1152287 | 2459624 |
| 4 | 2003-2004 | 238273 | 209991 | 448264 | 4044148 | 3931511 | 7975659 | 1322834 | 1179296 | 2502130 |
| 5 | 2004-2005 | 166413 | 133889 | 300302 | 3894649 | 3797762 | 7692411 | 1349585 | 1226599 | 2576184 |
| 6 | 2005-2006 | 266742 | 211270 | 478012 | 3742698 | 3649224 | 7391922 | 1373194 | 1270111 | 2643305 |
| 7 | 2006-2007 | 388582 | 320651 | 709233 | 3736789 | 3626448 | 7363237 | 1376071 | 1290151 | 2666222 |
| 8 | 2007-2008 | 379410 | 307631 | 687041 | 3640320 | 3533217 | 7173537 | 1340274 | 1272608 | 2612882 |
| 9 | 2008-2009 | 391603 | 317214 | 708817 | 3599886 | 3508487 | 7108373 | 1294024 | 1241020 | 2535044 |
| 10 | 2009-2010 | 233568 | 184546 | 418114 | 3626594 | 3510697 | 7137291 | 1263750 | 1214256 | 2478006 |
| 11 | 2010-2011 | 218987 | 171489 | 390476 | 3633364 | 3491576 | 7124940 | 1281369 | 1244263 | 2525632 |

Source : DISE data

2000-2001 TO 2010-2011 - ALL

| ENROLMENT - ALL | | | | | | | | |
|----------------------------|---------|---------|--------------------------------|-------|-------|------------------------|---------|----------|
| Secondary (VIII-X Classes) | | | Hr. Secondary (XI-XII Classes) | | | Total (PP-XII Classes) | | |
| Boys | Girls | Total | Boys | Girls | Total | Boys | Girls | Total |
| 1145657 | 858930 | 2004587 | 3513 | 2597 | 6110 | 7030069 | 6282460 | 13312529 |
| 1226548 | 957914 | 2184462 | 3219 | 2396 | 5615 | 7106963 | 6486040 | 13593003 |
| 1320147 | 1051849 | 2371996 | 3200 | 2404 | 5604 | 7233961 | 6662994 | 13896955 |
| 1422171 | 1175029 | 2597200 | 3650 | 2583 | 6233 | 7031076 | 6498410 | 13529486 |
| 1525743 | 1309430 | 2835173 | 3744 | 3254 | 6998 | 6940134 | 6470934 | 13411068 |
| 1590723 | 1400439 | 2991162 | 4186 | 3336 | 7522 | 6977543 | 6534380 | 13511923 |
| 1632733 | 1472556 | 3105289 | 4136 | 3113 | 7249 | 7138311 | 6712919 | 13851230 |
| 1670749 | 1540712 | 3211461 | 3690 | 3130 | 6820 | 7034443 | 6657298 | 13691741 |
| 1693905 | 1602275 | 3296180 | 4858 | 5888 | 10746 | 6984276 | 6674884 | 13659160 |
| 1691104 | 1621053 | 3312157 | 9119 | 11669 | 20788 | 6824135 | 6542221 | 13366356 |
| 1655267 | 1601583 | 3256850 | 7874 | 12414 | 20288 | 6796861 | 6521325 | 13318186 |

TYPE WISE TEACHERS FROM

| Sl. No | Year | TYPE WISE | | | | | | | | |
|--------|-----------|-------------|-------|-------|-----------------|-------|--------|-----------------------|-------|--------|
| | | Pre-Primary | | | Primary Schools | | | Upper Primary Schools | | |
| | | Men | Women | Total | Men | Women | Total | Men | Women | Total |
| 1 | 2000-2001 | 5 | 25 | 30 | 86391 | 47155 | 133546 | 39256 | 30009 | 69265 |
| 2 | 2001-2002 | 8 | 20 | 28 | 79886 | 47427 | 127313 | 49892 | 35371 | 85263 |
| 3 | 2002-2003 | 0 | 0 | 0 | 98240 | 75491 | 173731 | 59629 | 42523 | 102152 |
| 4 | 2003-2004 | 0 | 0 | 0 | 96649 | 75952 | 172601 | 58075 | 42290 | 100365 |
| 5 | 2004-2005 | 0 | 0 | 0 | 91782 | 75153 | 166935 | 60900 | 43085 | 103985 |
| 6 | 2005-2006 | 0 | 0 | 0 | 91079 | 75711 | 166790 | 62034 | 44181 | 106215 |
| 7 | 2006-2007 | 0 | 0 | 0 | 89116 | 78607 | 167723 | 64144 | 48244 | 112388 |
| 8 | 2007-2008 | 0 | 0 | 0 | 87704 | 79355 | 167059 | 62735 | 48214 | 110949 |
| 9 | 2008-2009 | 0 | 0 | 0 | 95486 | 87711 | 183197 | 53351 | 41311 | 94662 |
| 10 | 2009-2010 | 0 | 0 | 0 | 86114 | 83045 | 169159 | 49570 | 40507 | 90077 |
| 11 | 2010-2011 | 0 | 0 | 0 | 86085 | 87984 | 174069 | 50096 | 42907 | 93003 |

Source : DISE data

2000-2001 TO 2010-2011 - ALL

| TEACHERS - ALL | | | | | | | | |
|----------------|-------|--------|--------------------------|-------|-------|--------|--------|--------|
| High Schools | | | Higher Secondary Schools | | | Total | | |
| Men | Women | Total | Men | Women | Total | Men | Women | Total |
| 74841 | 56483 | 131324 | 1551 | 2467 | 4018 | 202039 | 136114 | 338153 |
| 81241 | 64005 | 145246 | 1378 | 2120 | 3498 | 212397 | 148923 | 361320 |
| 81946 | 58073 | 140019 | 1402 | 2226 | 3628 | 241217 | 178313 | 419530 |
| 82805 | 58021 | 140826 | 1298 | 2007 | 3305 | 238827 | 178270 | 417097 |
| 84102 | 56297 | 140399 | 1414 | 2061 | 3475 | 238198 | 176596 | 414794 |
| 85108 | 57436 | 142544 | 1629 | 2329 | 3958 | 239850 | 179657 | 419507 |
| 92008 | 61980 | 153988 | 1621 | 2435 | 4056 | 246889 | 191266 | 438155 |
| 93500 | 63387 | 156887 | 1696 | 2545 | 4241 | 245635 | 193501 | 439136 |
| 99013 | 68146 | 167159 | 1572 | 2555 | 4127 | 249422 | 199723 | 449145 |
| 112001 | 75708 | 187709 | 1542 | 2605 | 4147 | 249227 | 201865 | 451092 |
| 121835 | 83344 | 205179 | 1823 | 2481 | 4304 | 259839 | 216716 | 476555 |

**GROSS ENROLMENT RATIO
FROM 2000-2001 TO 2010-2011 - ALL**

| Sl. Group | No | Classes I-V (6-10) Age group | | | Classes VI-VII (11-12) Age | | |
|-----------|------------------|------------------------------|--------|--------|----------------------------|-------|-------|
| | | Year Boys | Girls | Total | Boys | Girls | Total |
| 1 | 2000-2001 | 111.59 | 109.09 | 110.35 | 58.71 | 48.62 | 53.72 |
| 2 | 2001-2002 | 114.24 | 112.65 | 113.48 | 63.02 | 55.13 | 59.12 |
| 3 | 2002-2003 | 118.07 | 117.41 | 117.74 | 69.22 | 62.5 | 65.9 |
| 4 | 2003-2004 | 108.5 | 108.83 | 108.66 | 76.34 | 69.43 | 72.92 |
| 5 | 2004-2005 | 109.26 | 110.52 | 109.88 | 82.27 | 76.07 | 79.2 |
| 6 | 2005-2006 | 109.8 | 111.65 | 110.7 | 88.42 | 82.97 | 85.71 |
| 7 | 2006-2007 | 97.21 | 97.54 | 97.37 | 82.24 | 80.16 | 81.22 |
| 8 | 2007-2008 | 96.19 | 96.620 | 96.40 | 82.23 | 80.97 | 81.61 |
| 9 | 2008-2009 | 96.61 | 97.54 | 97.07 | 81.51 | 80.86 | 81.19 |
| 10 | 2009-2010 | 98.85 | 99.23 | 99.04 | 81.72 | 81.02 | 81.38 |
| 11 | 2010-2011 | 100.58 | 100.34 | 100.46 | 85.06 | 85.02 | 84.76 |

Source : DISE data

**DROP-OUT RATES
FROM 2000-2001 TO 2010-2011 - ALL**

| Sl. No | Year | Classes (I-V) | | | Classes (I-VII) | | | Classes (I-X) | | |
|--------|------------------|---------------|-------|-------|-----------------|--------|-------|---------------|-------|-------|
| | | Boys | Girls | Total | Boys | Girls | Total | Boys | Girls | Total |
| 1 | 2000-2001 | 37.15 | 37.12 | 37.14 | 54.34 | 58.79 | 56.43 | 73.82 | 75.13 | 74.39 |
| 2 | 2001-2002 | 35.36 | 33.64 | 34.54 | 51.98 | 55.77 | 53.78 | 71.62 | 73.28 | 72.37 |
| 3 | 2002-2003 | 33.74 | 30.91 | 32.39 | 49.93 | 53.22 | 51.52 | 67.46 | 71.02 | 69.12 |
| 4 | 2003-2004 | 42.42 | 42.8 | 42.61 | 52.71 | 55.92 | 54.27 | 65.08 | 68.53 | 66.7 |
| 5 | 2004-2005 | 31.77 | 32.14 | 31.95 | 51.96 | 54.46 | 53.17 | 62.30 | 65.24 | 63.69 |
| 6 | 2005-2006 | 24.61 | 24.85 | 24.73 | 50.26 | 52.37 | 51.30 | 62.24 | 65.2 | 63.67 |
| 7 | 2006-2007 | 26.76 | 27.32 | 27.04 | 42.14 | 44.32 | 43.22 | 62.99 | 65.33 | 64.13 |
| 8 | 2007-2008 | 19.10 | 18.48 | 18.79 | 33.26 | 35.23 | 34.24 | 62.30 | 64.00 | 63.13 |
| 9 | 2008-2009 | 16.14 | 15.15 | 15.65 | 34.39 | 35.41 | 34.89 | 60.12 | 61.38 | 60.73 |
| 10 | 2009-2010 | 16.34 | 15.24 | 15.80 | 26.38 | 26.50 | 26.44 | 52.73 | 54.02 | 53.36 |
| 11 | 2010-2011 | 18.10 | 16.73 | 17.43 | 22.56 | 22.11. | 22.34 | 45.83 | 46.59 | 46.21 |

Source : DISE data

**SSC EXAMINATION RESULTS (REGULAR)
FROM MARCH-2000 TO MARCH 2011**

| Sl. No | Year | No. Appeared | | | No. Passed | | | Pass Percentage | | |
|--------|------------|--------------|--------|---------|------------|--------|--------|-----------------|-------|-------|
| | | Boys | Girls | Total | Boys | Girls | Total | Boys | Girls | Total |
| 1 | MARCH-2000 | 299754 | 214895 | 514649 | 164421 | 119217 | 283638 | 54.85 | 55.48 | 55.11 |
| 2 | MARCH-2001 | 331673 | 242882 | 574555 | 214761 | 159358 | 374119 | 64.75 | 65.61 | 65.11 |
| 3 | MARCH-2002 | 351007 | 266374 | 617381 | 239777 | 180714 | 420491 | 68.31 | 67.84 | 68.11 |
| 4 | MARCH-2003 | 373703 | 291252 | 664955 | 280435 | 218257 | 498692 | 75.04 | 74.94 | 75.00 |
| 5 | MARCH-2004 | 409084 | 326584 | 735668 | 330324 | 262282 | 592606 | 80.75 | 80.31 | 80.55 |
| 6 | MARCH-2005 | 443230 | 365697 | 808927 | 319521 | 266260 | 585781 | 72.09 | 72.87 | 72.41 |
| 7 | MARCH-2006 | 473299 | 406953 | 880252 | 346599 | 297375 | 643974 | 73.23 | 73.07 | 73.16 |
| 8 | MARCH-2007 | 490845 | 435977 | 926822 | 351079 | 313028 | 664107 | 71.53 | 71.8 | 71.65 |
| 9 | MARCH-2008 | 503253 | 453624 | 956877 | 378120 | 344008 | 722128 | 75.14 | 75.84 | 75.47 |
| 10 | MARCH-2009 | 521117 | 480412 | 1001529 | 409481 | 379987 | 789468 | 78.58 | 79.10 | 78.83 |
| 11 | MARCH-2010 | 548335 | 514477 | 1062812 | 445659 | 421935 | 867594 | 81.27 | 82.01 | 81.63 |
| 12 | MARCH-2011 | 538112 | 511583 | 1049695 | 445082 | 427257 | 872339 | 82.71 | 83.52 | 83.1 |

Source : SSC Board

FORMULAE

1. Gross Enrolment Ratio (GER) :

It is defined as the percentage of enrolment in Classes I-V, VII-VIII and VIII-X to the estimated children in the age-group of 6-10, 11-12 and 13-15 years respectively. The Gross Enrolment Ratio may cross 100% because on inclusion of over-age and under-age children. The Gross Enrolment is calculated as follows:

$$\text{Gross Enrolment Ratio} = \frac{\text{Enrolment in Classes I-V (Primary Stage) / VI-VII (Upper Primary Stage) / VIII-X (Secondary Stage)}}{\text{No. of Children in the age group of 6-10/11-12 /13-15}}$$

2. Drop Out Rate :

It is defined as percentage of the number of children to total enrolment dropping out of the educational system in a particular year. Drop Out Rate is calculated as follows:

$$\text{Drop Out Rate (I-V) : (for the year 2007-08)} = \frac{(\text{Class-I in 2006-07} - \text{Class-V in 2010-11})}{\text{Class-I in 2006-07}} \times 100$$

$$\text{Drop Out Rate (I-VII) : (for the year 2010-11)} = \frac{(\text{Class-I in 2004-05} - \text{Class-VII in 2010-11})}{\text{Class-I in 2004-05}} \times 100$$

$$\text{Drop Out Rate (I- X) : (for the year 2007-08)} = \frac{(\text{Class-I in 2001-02} - \text{Class-X in 2010-11})}{\text{Class-I in 2001-02}} \times 100$$

3. Teacher Pupil Ratio (TP Ratio) :

The Teacher Pupil Ratio is the division of Enrolment by Teachers. It is calculated as follows:

$$\text{TP Ratio (Primary)} = \frac{\text{Total Enrolment in Primary Schools}}{\text{Total Teacher in Primary Schools}}$$

$$\text{TP Ratio (UP)} = \frac{\text{Total Enrolment in Upper Primary Schools}}{\text{Total Teacher in Upper Primary Schools}}$$

$$\text{TP Ratio (High Schools)} = \frac{\text{Total Enrolment in High Schools}}{\text{Total Teacher in High Schools}}$$

ABBREVIATIONS

- | | | |
|-----|-----|--------------------|
| 1. | CG | Central Government |
| 2. | SG | State Government |
| 3. | MP | Mandal Parishad |
| 4. | ZP | Zilla Parishad |
| 5. | MPL | Municipal |
| 6. | PA | Private Aided |
| 7. | PUA | Private Un-aided |
| 8. | V V | Vidya Volunteers |
| 9. | Tel | Telugu |
| 10. | Eng | English |
| 11. | Urd | Urdu |
| 12. | Ori | Oriya |
| 13. | Tam | Tamil |
| 14. | Kan | Kannada |
| 15. | Hin | Hindi |
| 16. | Mar | Marati |
| 17. | Guj | Gujarathi |
| 18. | Ben | Bengali |