

EDUCATION IN INDIA

SCHOOL EDUCATION
(Financial Data)
1996-97



सत्यमेव जयते

**Planning, Monitoring & Statistics Division
Department of Secondary & Higher Education
Ministry of Human Resource Development
Government of India**

New Delhi

2004

LIBRARY & DOCUMENTATION CENTER

National Institute of Educational

Planning and Administration.

17-B, Sri Aurobindo Marg,

New Delhi-110016 *A-12612*

DOC. No. ~~.....~~

28-6-2008

PREFACE

“Education in India (School Financial Data)” is an annual publication of the Department of Secondary & Higher Education, Ministry of Human Resource Development. The present publication relates to school education for the year 1996-97 and contains State-wise statistics on income by source and expenditure by item etc. in respect of school education. This publication is divided into two parts. Part -I contains a profile and All India financial statistical tables of school education during the year 1996-97. It also contains time series data on income, expenditure (recurring & non-recurring) and per student expenditure by type of institutions, while Part II consists of State-wise statistical tables. The data presented in this publication is based on the information collected from the States and Union Territories through ES-II (S) forms. We are hopeful that this publication would provide useful information to educational planners and policy-makers, both at the national and state levels as well as to those engaged in research and development in the field of education.

Due to various constraints in the collection of financial data from the States in ES.II(s) forms, the budgeted expenditure of States / UT s may not tally with that of the data collected for this publication from the actual sources (viz. Schools /Institutions) where the amount is actually spent, since the data in respect of many schemes like printing of text books, in-service teachers' training, non-formal education, work oriented education, mid-day meal etc. does not get reflected in the ESII(S) forms. There might also be short-falls in expenditure due to partial reporting by private institutions engaged in school education.

I would like to thank the officers of the States/UT administrations, the officers and the staff of the Statistics Unit and of the C.M.I.S. Unit, for their efforts in bringing out this publication. This publication has been brought out in risographic form for making available the data without much further delay.

It is our constant endeavour to improve the coverage in this publication as well as its presentation based on the feedback from the users of this Publication. Further suggestions, if any, for improving the publication are always welcome and may be sent to Shri S.S. Shokeen, Joint Director(Plg.) in this Department.

[C. Balakrishnan]
Joint Secretary
Government of India
Ministry of Human Resource Development
Department of Secondary & Higher Education
New Delhi

Dated: 23th, July, 2004

PROJECT STAFF

STATISTICS UNIT

Shri S.S. Shokeen

Joint Director (P)

Shri S.C. Gupta

Assistant Education Officer

Shri R.B. Tripathi

Statistical Investigator Grade-I

Shri. A.K Sharma

Artist

Shri Manish Kumar

Computer

CONTENTS

STATEMENTS/ TABLES	CONTENTS	Page
	EXPLANATIONS	I
	PART - I	
	Abstract- Statistical Analysis	II-IV
Statement – 1	Total Income (Recurring & Non- recurring) of all type of Educational Institutions by Sources during 1950-51 to 1996-97.	V-VI
Statement – 2	Percentage distribution of Income (Recurring & Non- Recurring) by Sources of all types of institutions to total Income from 1950-51 to 1996-97	VII-VIII
Statement – 3	Growth of Total Direct/ Recurring Expenditure by type of Institutions All India- 1950-51 to 1996-97.	IX-X
Statement - 4	Average Annual Cost (in Rs.) per student by type of Institutions – 1950-51 to 1996-97.	XI-XII
TABLE 1.01	-Income by type of Educational Institutions – 1996-97	XIII-XIV
TABLE 1.02	-Income from Government Funds (Central & States) by Type of educational Institutions –1996-97.	XV
TABLE 1.03	-Income by Source for all Type of Educational Institutions – 1995-96 and 1996-97.	XVI
TABLE 1.04	Expenditure by Type of Educational Institutions 1996-97	XVII-XVIII
TABLE 1.05	-Expenditure on all Educational Institutions by objects – 1995-96 and 1996-97.	XIX

PART-II STATISTICAL TABLES

TABLE I	Useful Computations at a Glance	1
TABLE II	Item-wise Recurring Income by Sources on Educational Institutions by Type.	2-25
TABLE III	Income (Non-Recurring) by Source and type of Institutions.	26-49
TABLE IV	Total Income (Recurring & Non Recurring) Educational Institutions by Type.	50-73
TABLE V	Recurring Expenditure by Item and type of Institutions.	74-97
TABLE VI	Non-Recurring Expenditure by Item and type of by Institutions.	98-121
TABLE VII	Total Expenditure (Recurring & Non Recurring) by Type of Institutions.	122-145

EXPLANATIONS

1. Date of Reference- Financial data reported is for the year ending on 31st March 1997.
2. Income and expenditure- relates to financial year i.e. to the period 1st April, 1996 to 31st March, 1997.
3. Income means- the receipt of the Institutions.
4. Recurring Income- is that which is received every year by the Institution from different sources.
5. Non-Recurring Income- is that income which is other than the recurring income.
6. Expenditure- All payments made by an institution strictly during the financial year constitute its expenditure.
7. Recurring Expenditure- is that part of educational expenditure which is incurred every year for running an educational institution. Broadly speaking, it includes expenditure on salaries of staff, contingencies recurring expenditure on Equipment, maintenance of Furniture, Scholarships, Stipends and other financial concessions, Hostel charges (except messing) Games and Sports, Direction, Inspection etc.
8. Non-Recurring expenditure-is that part of the educational expenditure which is other than the recurring expenditure Broadly speaking, it covers expenditure on Buildings (other than maintenance), Equipment's, Libraries etc.

PART-I

ABSTRACTS-STATISTICAL ANALYSIS

INCOME

Income of Educational Institutions for the purpose of this Publication, relates to the amounts received from Government (Central and States), Universities and Local bodies as well as that received from Fee, Endowment and Other sources. Income of an Institution could be recurring as well as non- recurring.

The total Income of all recognized Educational Institutions (School) amounts to Rs. 27588.28 Crores during the year 1996-97 (Table 1.01). The Recurring Income constitutes Rs.25963.48 Crores (94.11 percent) and the balance of Rs.1624.80 Crores (5.89 percent) was Non-recurring Income. The share of recurring Income varies between 78.42 to 98.92%, for different levels of School education starting from Pre-Primary to Higher Secondary/Pre-degree level. The details are given in Table 1.01.

An analysis of percentage distribution of total Income of the different categories of Institutions reveals that the Primary/Junior Basic Schools accounted for the largest percentage share of 30.11 percent followed by High/Post Basic Schools (23.24 percent), Middle/Senior Basic Schools (20.06 percent) and Higher Secondary (10+2 pattern) (16.77 percent). For all other categories of institutions, this percentage is less than 6%. The details may be seen in Table 1.01.

In the case of Recurring Income, the highest percentage share goes to Primary/Junior Basic Schools with 30.00 percent, followed by High/Post Basic Schools (23.81 percent), Middle/Senior Basic Schools (20.04 percent) and Higher Secondary (10+2 pattern) (17.31 percent). For all other categories of Institutions, this percentage is less than 5%. The details are given in Table 1.01.

As for non-recurring income, the highest percentage share also goes to Primary/Junior Basic Schools 31.86 percent followed by Middle/Senior Basic Schools (20.30 percent), Directorate and Inspectorate (18.66 percent), High/Post Basic Schools (14.22 percent), Higher Secondary Schools (10+2) (8.19 percent). For all other categories of Institutions, this percentage is less than 6%. The details are in Table 1.01.

The details of Income from different Sources for all categories of Institutions are given in table 1.03. The share of Government funds account for as much as Rs.23562.47 crores, which is 85.41% of the total income.

The Government (Centre and State) contributed more than Rs. 22262.17 crores (85.74%) of the recurring income for School Education. The major share of Non- Recurring income also comes from Government sources. Over the years, the share of Government in the income generation of educational institutions has increased from 57.06% in 1950-51 to 85.41% in the year 1996-97. The details are given in Statement-2.

Expenditure

Expenditure of educational institutions for the purpose of this publication, relates to the amount spent on salaries and allowances of teaching and academic staff, salaries of non-teaching staff, hostels, libraries, stipends, scholarships and other financial concessions. It also includes expenditure on apparatus, chemicals, consumable stores buildings and other items. Expenditure of an institution could be recurring as well as non-recurring.

The total expenditure incurred by all types of Institutions engaged in School Education is Rs. 27378.47 Crores, comprising Rs. 25846.81 Crores of Recurring Expenditure (94.41%) and Rs. 1531.67 Crores of Non-Recurring Expenditure (5.60%).

An analysis of the percentage distribution of total expenditure on different categories of institutions reveals that the highest percentage share goes to Primary/Junior Basic Schools (29.86%) followed by High/Post Basic School (22.42%), Middle/Senior Basic School (21.72%) and Higher Secondary Schools (10+2 pattern) 16.47 %. For all other categories of Institutions, this percentage is less than 6%.

Of the total recurring expenditure on the recognised educational Institutions, the highest percentage was spent on Primary/Junior Basic schools (29.50%) followed by High/Post Basic schools (23.05%), Middle/Sr.Basic schools (22.04%) and Higher Secondary Schools (10+2) Pattern (16.88%). For all other categories of institutions, this percentage is less than 5%.

As for the Non-Recurring Expenditure, the highest percentage share is of Primary/Junior Basic Schools (35.83 percent) followed by Directorate and Inspectorate (19.20%) ,Middle/Sr. Basic Schools (16.36%),High/Post Basic Schools(11.72%) ,Higher Secondary Schools (10+2) (9.59%), and Schools for Vocational/Professional, Special and other Education (5.41%). In case of other Institutions, the Non-Recurring Expenditure is less than 2%. (The details of expenditure (Recurring & non-recurring) are given in Table 1.04).

Table 1.05 gives the item wise expenditure both recurring and non-recurring. It is seen that share of salaries of teaching staff account for about 75.95% percent, while the salaries of the Non-teaching staff is 7.57% percent. Only 0.27 percent of the total expenditure is incurred on hostels, 0.20 percent on libraries, 0.44% percent on stipends, scholarships and other financial concessions, 0.20 percent on apparatus, chemicals and other consumable items, 0.51 percent on

buildings and 14.87 percent on other items.

An analysis of State-wise data in Table- V, reveals that the percentage share of recurring expenditure on salaries of teaching staff to total recurring expenditure on school education varies from the lowest of 55.29% for Uttar Pradesh to the highest of 90.00% for Madhya Pradesh against the All India percentage of 80.45%. Except for Nagaland and Daman and Diu and Delhi in all other States, the salary component (teaching staff) consumes more than 70 percent of the total recurring expenditure on School Education.

Trends during 1950-51 to 1996-97.

Statement No.1 depicts the trends in Income of all types of Educational Institutions from different sources during the period 1950-51 to 1996-97. It may be seen that Government fund is the major source of Income for Educational Institutions. Funds provided by Local Bodies are also basically transfers from Central/ State Governments.

The share of income from Government Funds (Centre, State, Local Bodies) has increased from 68% in 1950-51 to 92% in 1996-97. It is also interesting to observe that the share of fees has gone down considerably from 20.39% to as low as 4.87% during the same period. The share of endowment and other Sources has also decreased considerably from 11.62% in 1950-51 to 3.60% in 1996-97. From these figures, it may be inferred that Government is the main funding agency for all types of School Educational programmes in the country. (Statement no. 2 shows the trend of percentage distribution of income from 1950-51 to 1996-97).

The recurring expenditure on Primary, Middle and High/Higher Secondary Schools has increased from Rs. 6905.75 , Rs. 4994.58 and Rs. 9708.02 crores in 1995-96 to Rs 7626.05, Rs 5695.93 and Rs. 10755.39 crores respectively in 1996-97. The average annual cost per student of Primary (Rs. 922.9), Middle (Rs 1136.5) and High/Higher Secondary schools (Rs. 1966.0) in 1995-96 has gone up to Rs. 1008.5, Rs. 1283.9 and Rs. 2095.6 respectively in 1996-97. (Statement no. 3 & 4 show the trend of recurring expenditure and average cost per student from 1950-51 to 1996-97).

STATEMENT NO 1

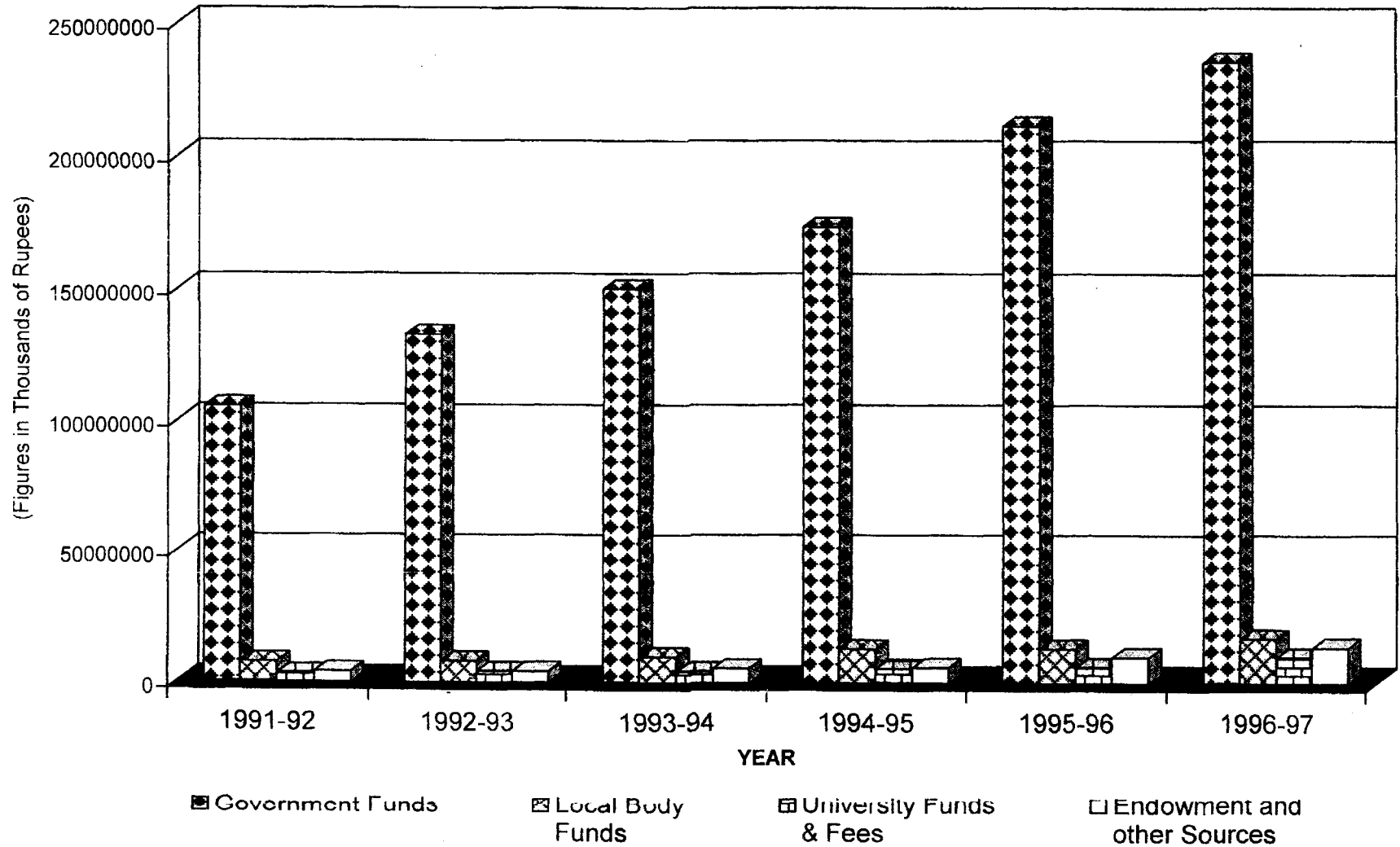
**Total Income (Recurring & Non-recurring) of all types of Educational Institutions
by Sources : during 1950-51 to 1996-97.**

(Figures in Thousands of Rupees:s)						
	Government	Local Body	University	Fees	Endowment and other	Total
Year	Funds	Funds	Funds		Sources	
1	2	3	4	5	6	7
1950-51	652678	124987	-	233272	132885	11438822
1960-61	2340914	224914	-	590258	287714	34438800
1961-62	2718365	261906	-	656069	327220	39638560
1962-63	3024765	296435	-	737658	358619	44177477
1963-64	3344934	289710	*	823577	382864	48410085
1964-65	3724499	312051	60631	885565	362327	53456073
1965-66	4374519	388733	63190	979356	414439	62202237
1966-67	4955648	384828	63761	1095016	479535	69787788
1967-68	5831116	447554	75517	1171533	587335	81130055
1968-69	6580391	431452	111247	1264863	595735	89838688
1969-70	7638760	375703	123973	1341672	623656	101037764
1970-71	8459499	484925	152162	1432370	653905	111828861
1971-72	9387190	*	*	*	*	93877190
1972-73	10511501	*	*	*	*	10511501
1973-74	12040932	655499	211713	1718341	823039	154499524
1974-75	12817687	*	*	*	*	12817687
1975-76	16523063	*	*	*	*	16523063
1976-77	17438122	1940979	254083	2280273	1189207	231028664
1977-78	20279633	1910772	312761	2417396	1182109	261028671
1978-79	23589380	1777830	409583	2571318	1294120	296422231
1979-80	26220951	1620829	425275	2825775	1368306	324611136
1980-81	30772393	1773291	514312	3090208	1516928	376677132
1981-82	35097051	2192798	698126	3443991	1765085	431970051
1982-83	50111646	2676401	838663	3874061	1996657	594974428
1983-84	46443305	3195042	916285	4273312	2153299	569812243
1984-85	53974960	3644171	2447876	4368611	3050020	674856638
1985-86	61121080	3974593	2877397	4775383	3369528	761179981
1986-87	73319777	4615806	3017624	5556998	3609618	901198823
1987-88	61831029	4882737	8384	2999134	2222331	719438615
1988-89	67663155	5474564	31500	4955019	3318865	814431103
1989-90	78657017	9317471	10975	3342663	2860381	941885507
1990-91	98521164	7113806	12565	3868738	3447360	1129636633
1991-92	105462231	7733790	10801	3874345	4178173	1212593340
1992-93	132738894	8130690	8762	4756564	4275808	1499107718
1993-94	150427109	9832208	24204	6995152	5433897	1727128570
1994-95	173772051	12826546	19810	8254951	5829200	2007028558
1995-96	211700383	12937075	40841	10928662	9744762	2453517723
1996-97	235624721	16716779	163172	13449061	9929088	2758828821

* Breakup not available.

Note: Figures from 1950-51 to 1986-87 relates to all types of Educational Institutions including University and Higher Education. From 1987-88 onwards the data relates to School Education only.

Total Income (Recurring & Non-recurring) of all types of Educational Institutions by Sources during 1991-92 to 1996-97



STATEMENT NO 2

Percentage distribution of Income (Recurring and Non-Recurring by sources of all types of Institutions to total Income from 1950-51 to 1996-97

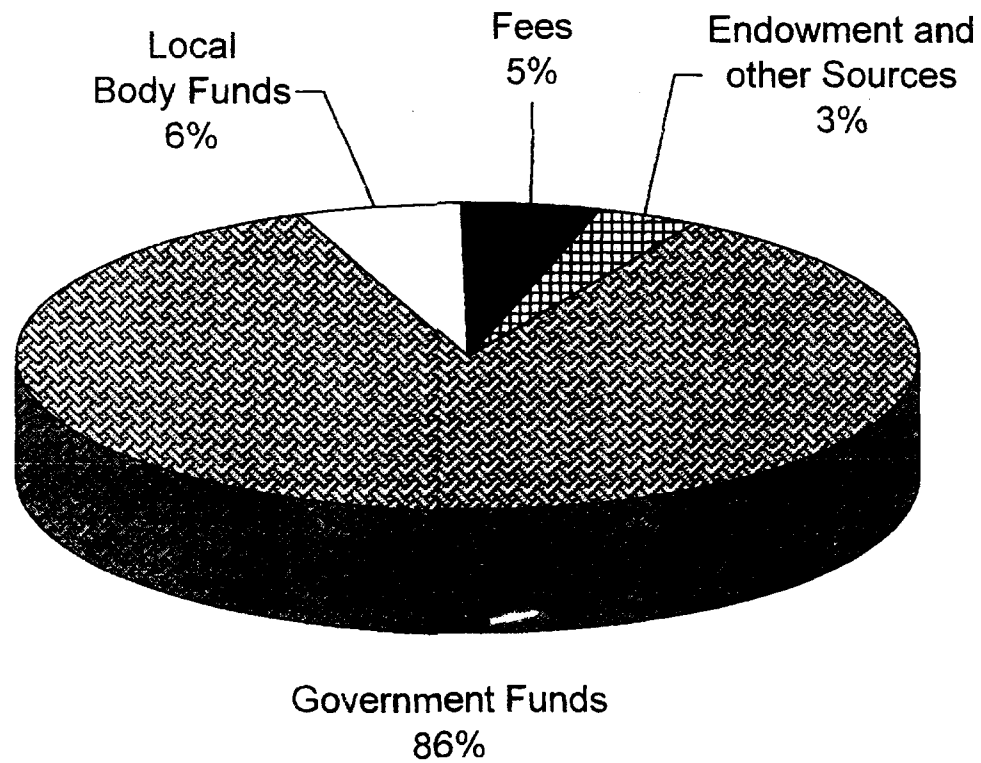
Year	Government Funds	Local Body Funds	University Funds	Fees	Endowment and other Sources	Total
1	2	3	4	5	6	7
1950-51	57.06	10.93	-	20.39	11.62	100.000
1960-61	67.97	6.53	-	17.14	8.35	100.000
1961-62	68.58	6.61	-	16.55	8.26	100.000
1962-63	68.47	6.71	-	16.70	8.12	100.000
1963-64	69.09	5.98	N.A.	17.01	7.91	100.000
1964-65	69.68	5.84	1.13	16.57	6.78	100.000
1965-66	70.33	6.25	1.02	15.74	6.66	100.000
1966-67	71.01	5.51	0.91	15.69	6.87	100.000
1967-68	71.87	5.52	0.93	14.44	7.24	100.000
1968-69	73.25	4.80	1.24	14.08	6.63	100.000
1969-70	75.60	3.72	1.23	13.28	6.17	100.000
1970-71	75.65	4.34	1.36	12.81	5.85	100.000
1971-72	75.86	N.A.	N.A.	N.A.	N.A.	100.000
1972-73	76.52	N.A.	N.A.	N.A.	N.A.	100.000
1973-74	77.94	4.24	1.37	11.12	5.33	100.000
1974-75	70.92	N.A.	N.A.	N.A.	N.A.	100.000
1975-76	78.51	N.A.	N.A.	N.A.	N.A.	100.000
1976-77	75.48	8.40	1.10	9.87	5.15	100.000
1977-78	77.69	7.32	1.20	9.26	4.53	100.000
1978-79	79.58	6.00	1.38	8.67	4.37	100.000
1979-80	80.78	4.99	1.31	8.71	4.22	100.000
1980-81	81.70	4.71	1.37	8.20	4.03	100.000
1981-82	81.25	5.08	1.62	7.97	4.09	100.000
1982-83	84.22	4.50	1.41	6.51	3.36	100.000
1983-84	81.51	5.61	1.61	7.50	3.78	100.000
1984-85	79.98	5.40	3.63	6.47	4.52	100.000
1985-86	80.30	5.22	3.78	6.27	4.43	100.000
1986-87	81.36	5.12	3.35	6.17	4.01	100.000
1987-88	85.94	6.79	0.01	4.17	3.09	100.000
1988-89	83.08	6.72	0.04	6.08	4.08	100.000
1989-90	83.51	9.89	0.01	3.55	3.04	100.000
1990-91	87.21	6.30	0.01	3.42	3.05	100.000
1991-92	86.97	6.38	0.01	3.20	3.45	100.000
1992-93	88.55	5.42	0.01	3.17	2.85	100.000
1993-94	87.10	5.69	0.01	4.05	3.15	100.000
1994-95	86.58	6.39	0.01	4.11	2.90	100.000
1995-96	86.28	5.27	0.02	4.45	3.97	100.000
1996-97	85.41	6.06	0.06	4.87	3.60	100.000

N.A. Not Available.

Note: Figures from 1950-51 to 1986-87 relates to all types of Educational Institutions including University and Higher Education. From 1987-88 onwards the data relates to School Education only.

V I I

**Percentage distribution of Income (Recurring and Non-Recurring)
by sources of all types of Institutions to total Income in
1996-97**



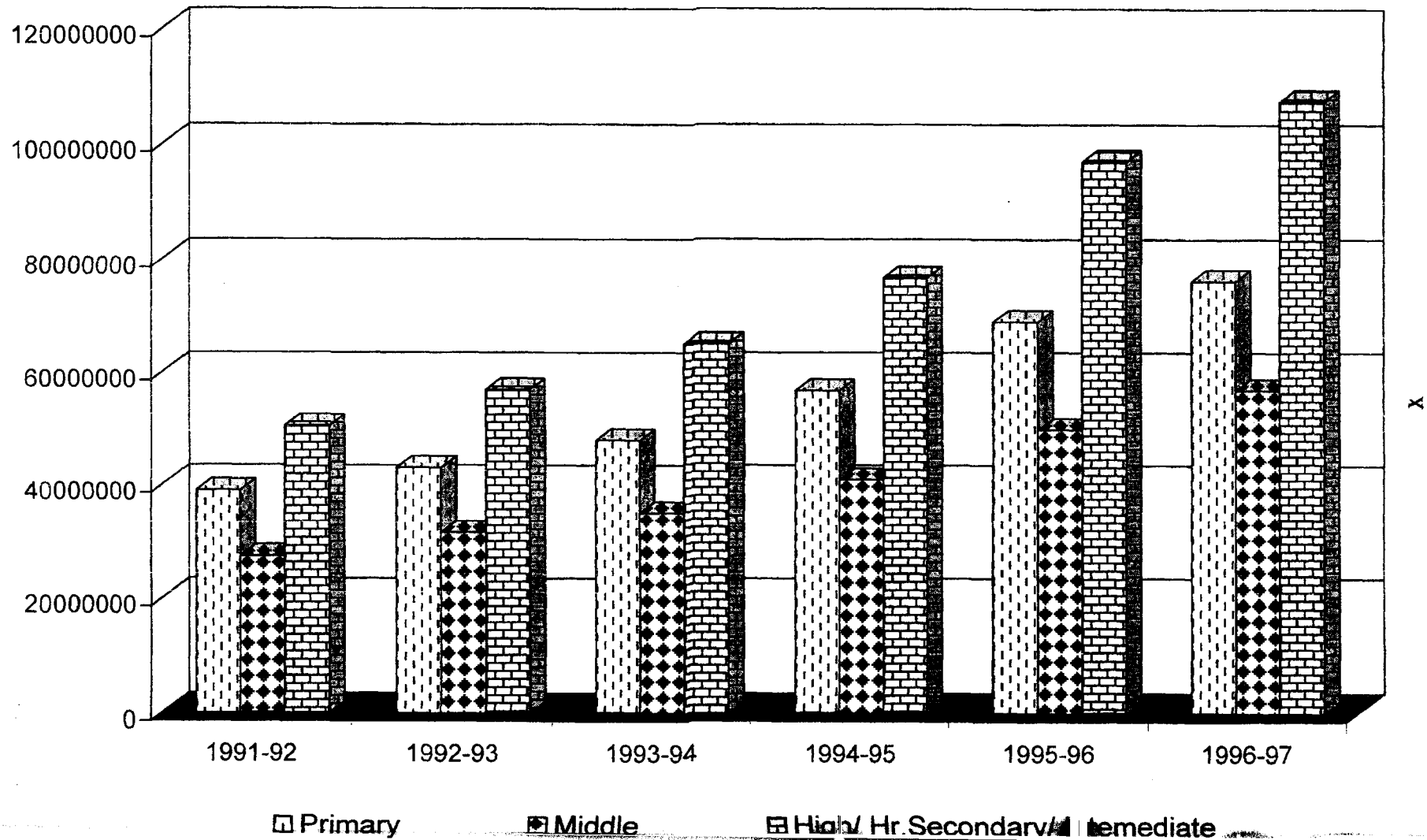
STATEMENT 3

**Growth of Total Recurring Expenditure by type
of Institutions All India - 1950-51 to 1996-97**

(Rupees in thousands)

Year	Primary	Middle	High/ Hr. Secondary/ Intermediate School
1	2	3	4
1950-51	364843	76990	230450
1960-61	734461	429220	689117
1961-62	826691	488418	791185
1962-63	928935	55091	915418
1963-64	990189	613327	1055446
1964-65	1087130	718423	1173371
1965-66	1287231	642827	1376926
1966-67	1444559	965787	1613793
1967-68	1705502	1148096	1926187
1968-69	1862679	1329250	2179762
1969-70	2089720	1528669	2436275
1970-71	2345663	1709368	270001
1971-72	2579875	1184691	3005661
1972-73	2898625	2104733	3316478
1973-74	3316858	2441963	3878611
1974-75	3848572	2926359	4369965
1975-76	4463148	3409572	4935622
1976-77	5374525	4069124	6193623
1977-78	59014932	4324089	6951441
1978-79	6549863	4707451	7071846
1979-80	7156249	5287051	8636327
1980-81	8384658	5478173	10121802
1981-82	9716133	6826234	12121665
1982-83	11319083	8030570	13505591
1983-84	12886963	9123632	16457858
1984-85	14561950	10279992	191606290
1985-86	16601096	11794059	21480869
1986-87	20083943	13984499	24691220
1987-88	21288380	15322333	27269484
1988-89	22753143	17377182	29120192
1989-90	26544317	20882956	35256774
1990-91	28653528	21706042	39706520
1991-92	38990580	27431912	50496859
1992-93	43088534	31502958	57007319
1993-94	47991584	35007597	65179518
1994-95	58837567	40986531	76804005
1995-96	69057466	49945778	97080197
1996-97	76260454	56959295	107553856

**Growth of Total Recurring Expenditure by type of Institutions
All India 1991-92 to 1996-97 (Rupees in thousands)**



STATEMENT 4
Average Annual cost per/student by Type of Institutions.
All India-1995-51 to 1996-97.

Year	Primary	Middle	High/ Hr.Secondary/ Intermediate
1	2	3	4
1950-51	19.5	31.8	73.4
1955-56	23.4	40.4	79.8
1960-61	27.6	40.5	91.8
1965-66	34.6	50.4	111.1
1970-71	57.0	84.9	168.6
1971-72	60.9	90.4	183.1
1972-73	64.0	97.1	195.0
1973-74	72.3	110.6	213.6
1974-75	83.0	127.0	236.0
1975-76	95.5	144.5	257.4
1976-77	112.8	168.3	321.2
1977-78	129.7	171.9	342.6
1978-79	137.8	182.4	376.7
1979-80	145.5	199.0	391.7
1980-81	164.2	200.0	427.6
1981-82	183.4	241.6	481.8
1982-83	203.3	270.1	512.4
1983-84	217.1	285.1	552.2
1984-85	240.8	314.7	614.9
1985-86	262.7	344.3	654.0
1986-87	327.7	400.0	730.3
1987-88	332.6	418.9	780.1
1988-89	352.8	466.5	785.2
1989-90	407.0	550.0	939.3
1990-91	411.4	547.6	948.7
1991-92	536.1	671.9	1145.2
1992-93	611.8	771.4	1304.3
1993-94	739.1	857.7	1416.8
1994-95	797.0	947.9	1629.9
1995-96	922.9	1136.5	1966.0
1996-97	1008.5	1283.9	2095.6

Average Annual cost per/student by Type of Institutions All India 1991-92 to 1996-97

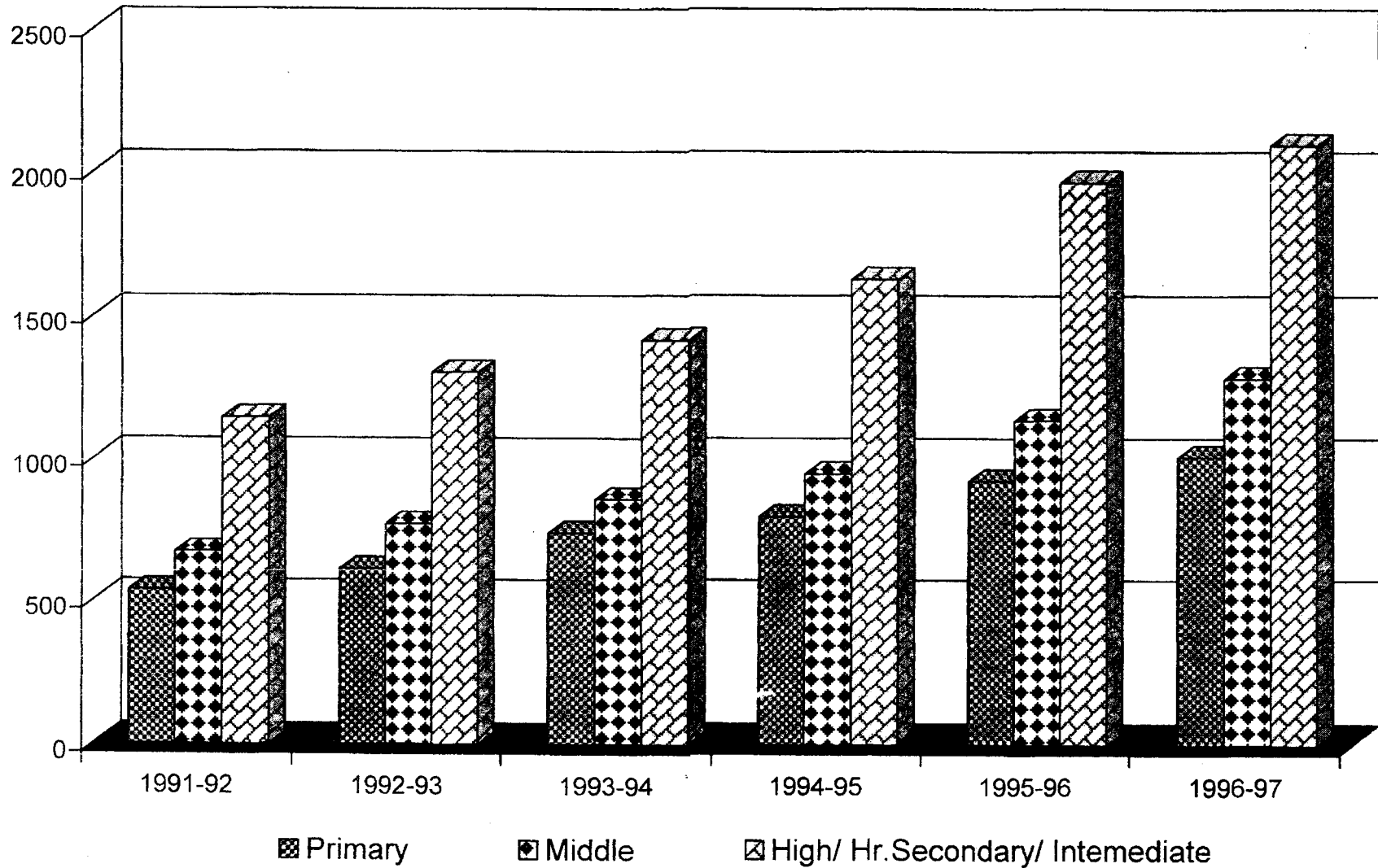
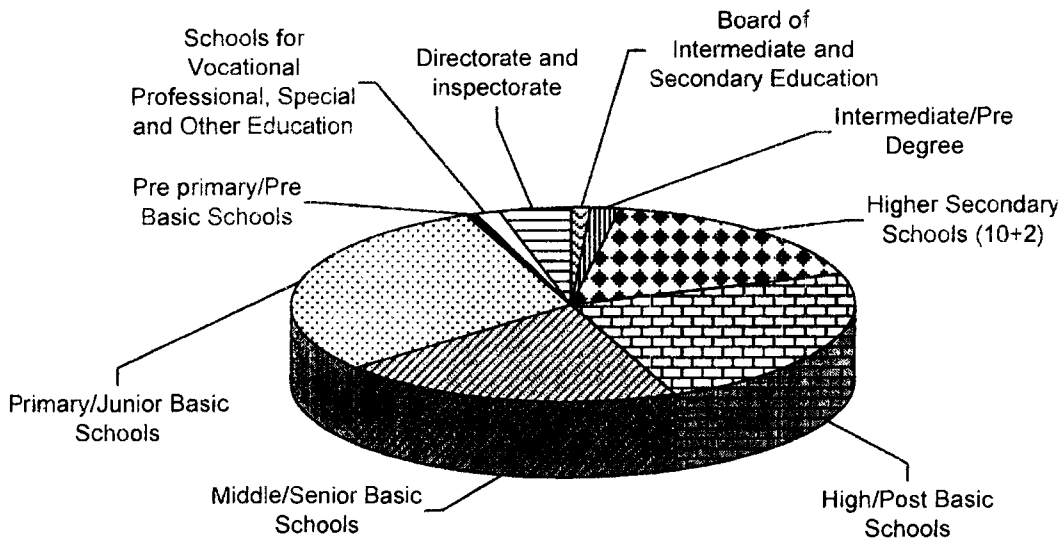


TABLE 1.01-INCOME BY TYPE OF EDUCATIONAL INSTITUTIONS DURING 1996-97

Type of Institutions	(Rupees in thousand)			% age of recurring income to Total income	% age of income to the corresponding total income of all type of educational institution		
	INCOME				Recurring	Non-Recurring	Total
	Recurring	Non-Recurring	Total				
1	2	3	4	8	9	10	11
Board of Intermediate and Secondary Education	2594970	50955	2645925	98.07	1.00	0.31	0.96
Intermediate/Pre Degree	4513848	190930	4704778	95.94	1.74	1.18	1.71
Higher Secondary Schools (10+2)	44931343	1331093	46262436	97.12	17.31	8.19	16.77
High/Post Basic Schools	61816282	2311173	64127455	96.40	23.81	14.22	23.24
Middle/Senior Basic Schools	52033451	3297890	55331341	94.04	20.04	20.30	20.06
Primary/Junior Basic Schools	77902958	5176911	83079869	93.77	30.00	31.86	30.11
Pre primary/Pre Basic Schools	1772910	19269	1792179	98.92	0.68	0.12	0.65
Schools for Vocational Professional, Special and Other education	3050441	838444	3888885	78.44	1.17	5.16	1.41
Directorate and inspectorate	11018589	3031365	14049953	78.42	4.24	18.66	5.09
GRAND TOTAL	259634792	16248029	275882821	94.11	100.00	100.00	100.00

INCOME BY TYPE OF EDUCATIONAL INSTITUTIONS DURING 1996-97

RECURRING



NON-RECURRING

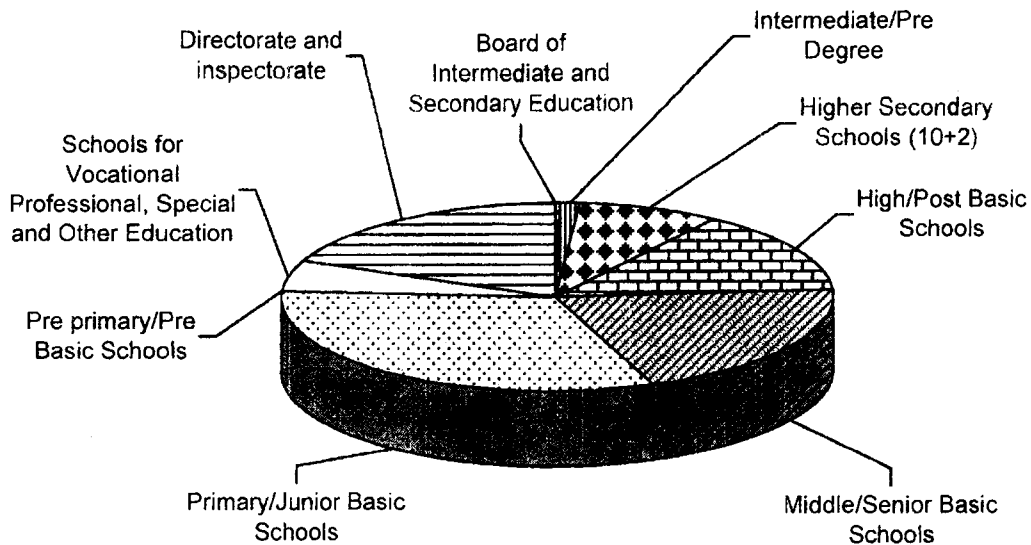


TABLE 1.02 - INCOME OF GOVERNMENT (CENTRAL AND STATES) BY TYPE OF EDUCATIONAL INSTITUTIONS 1996-97

(Rupees in thousands)

TYPE OF INSTITUTIONS	RECURRING		NON-RECURRING		TOTAL	
	AMOUNT	%TO TOTAL RECURRING INCOME	AMOUNT	%TO TOTAL NON-RECURRING INCOME	AMOUNT	%TO TOTAL INCOME
1	2	3	4	5	6	7
Board of Intermediate and Secondary Education	665200	0.30	16502	0.13	681701	0.29
Intermediate/Pre Degree	2927111	1.31	26389	0.20	2953500	1.25
Higher Secondary Schools (10+2)	37161033	16.69	745688	5.73	37906721	16.09
High/Post Basic Schools	53451394	24.01	1353470	10.41	54804865	23.26
Middle/Senior Basic Schools	44314107	19.91	2412057	18.55	46726164	19.83
Primary/Junior Basic Schools	69466624	31.20	4743793	36.48	74210417	31.50
Pre primary/Pre Basic Schools	966687	0.43	12887	0.10	979575	0.42
Schools for Vocational Professional, Special and Other education	2746690	1.23	785932	6.04	3532621	1.50
Directorate and inspectorate	10922811	4.91	2906347	22.35	13829158	5.87
GRAND TOTAL	222621657	100.00	13003064	100.00	235624721	100.00

xv

Table: 1.03 INCOME BY SOURCES OF EDUCATIONAL INSTITUTIONS 1995-96 AND 1996-97

(Rupees in thousands)

SOURCE	TOTAL INCOME 1996-97			TOTAL INCOME 1995-96		
	AMOUNT	% AGE	%AGE TO TOTAL INCOME	AMOUNT	% AGE	%AGE TO TOTAL INCOME
1	2	3	4	5	6	7
RECURRING						
Central/State Government	222621657	85.74	80.69	200432313	86.69	81.69
University Funds	137443	0.05	0.05	29527	0.01	0.01
Local Body Funds	15578597	6.00	5.65	12476704	5.40	5.09
Fees	13449061	5.18	4.87	10928662	4.73	4.45
Endowment and Other Sources	7848035	3.02	2.84	7340652	3.17	2.99
Total (Recurring)	259634792	100.00	94.11	231207858	100.00	94.24
NON-RECURRING						
Central /State Government	13003064	80.03	4.71	11268070	79.67	4.59
University Funds	25730	0.16	0.01	11314	0.08	0.00
Local Body Funds	1138182	7.01	0.41	460371	3.25	0.19
Other Source	2081053	12.81	0.75	2404110	17.00	0.98
Total (Non-Recurring)	16248029	100.00	5.89	14143865	100.00	5.76
Grand Total(Recurring and Non-Recurring)	275882821		100.00	245351723		100.00

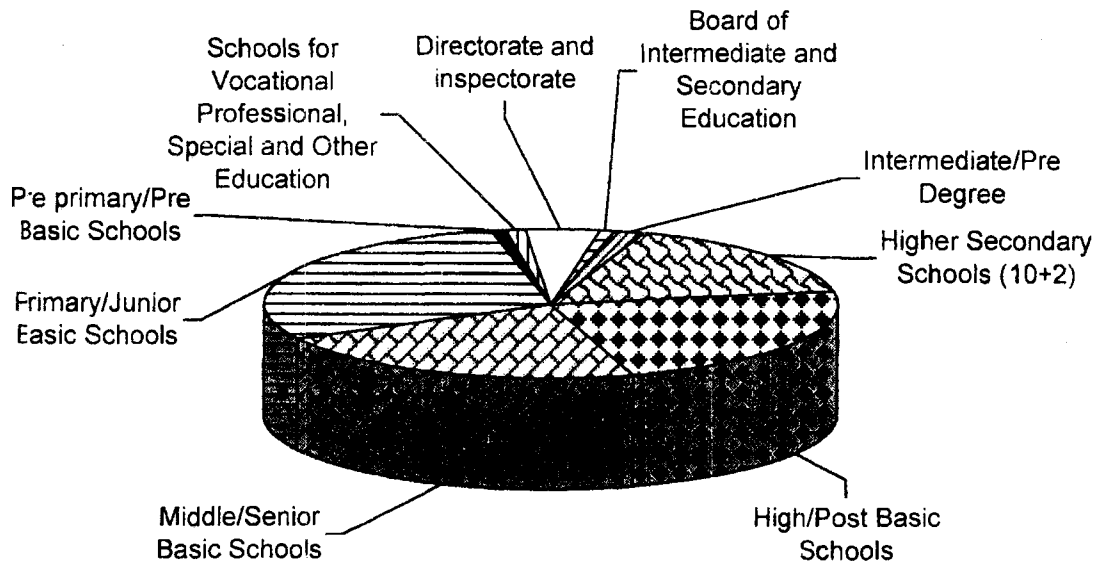
TABLE 1.04 - EXPENDITURE BY TYPE EDUCATIONAL INSTITUTIONS DURING 1996-97

Type of Institutions	(Rupees in thousand)			% age of recurring expenditure to Total Expenditure	% age of expenditure to total corresponding Expenditure on all type of educational institution		
	EXPENDITURE				Recurring	Non-Recurring	Total
	Recurring	Non-Recurring	Total				
1	2	3	4	5	6	7	8
Board of Intermediate and Secondary Education	2171172	86262	2257433	96.18	0.84	0.56	0.82
Intermediate/Pre Degree	4339877	182554	4522432	95.96	1.68	1.19	1.65
Higher Secondary Schools(10+2)	43627185	1468786	45095971	96.74	16.88	9.59	16.47
High/Post Basic Schools	59586794	1794576	61381369	97.08	23.05	11.72	22.42
Middle/Senior Basic Schools	56959295	2506359	59465654	95.79	22.04	16.36	21.72
Primary/Junior Basic Schools	76260454	5487319	81747772	93.29	29.50	35.83	29.86
Pre primary/Pre Basic Schools	1836701	21805	1858506	98.83	0.71	0.14	0.68
Schools for Vocational Professional, Special and Other education	2783258	828697	3611955	77.06	1.08	5.41	1.32
Directorate and inspectorate	10903325	2940299	13843623	78.76	4.22	19.20	5.06
GRAND TOTAL	258468059	15316656	273784716	94.41	100.00	100.00	100.00

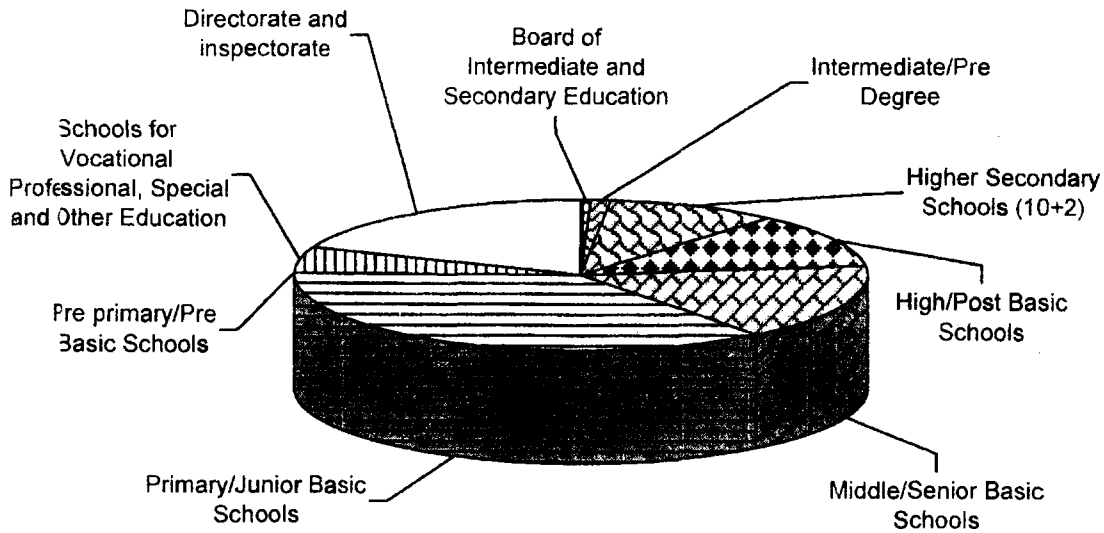
XVII

EXPENDITURE BY TYPE EDUCATIONAL INSTITUTIONS DURING 1996-97

RECURRING



NON-RECURRING



(Rupees in thousand)

SOURCE	EXPENDITURE 1996-97			EXPENDITURE 1995-96		
	Amount	% Age to Rec. /N.Rec. Expenditure	%Age to total Expenditure	Amount	% Age to Rec. /N.Rec. Expenditure	%Age to total Expenditure
1	2	3	4	5	6	7
RECURRING						
Salaries and allowances of Teaching and academic staff	207949241	80.45	75.95	187504520	81.03	75.67
Salaries of Non-teaching staff	20728966	8.02	7.57	17946059	7.76	7.24
Hostels	742009	0.29	0.27	669071	0.29	0.27
Libraries	326311	0.13	0.12	288747	0.12	0.12
Stipends Scholarship and other Financial Concessions	1191284	0.46	0.44	1043537	0.45	0.42
Apparatus Chemical Consuable Store	542020	0.21	0.20	562012	0.24	0.23
Other Items	26988227	10.44	9.86	23377888	10.10	9.43
Total (Recurring)	258468059	100.00	94.41	231391834	100.00	93.38
Non - Recurring						
Libraries	205379	1.34	0.08	233975	1.43	0.09
Building	1388355	9.06	0.51	1801707	10.98	0.73
Other Item*	13722922	89.59	5.01	14371151	87.59	5.80
Total (Non-Recurring)	15316656.3	100.00	5.59	16406833	100.00	6.62
Grand Total (Recurring+Non-Recurring)	273784716		100.00	247798667		100.00

XIX

* Includes Middle, Primary and Pre-Primary Expenditure also.

PART – II
STATEWISE STATISTICAL TABLES

**TABLE - I - USEFUL COMPUTATIONS AT A GLANCE
FOR THE YEAR 1996-97**

Total estimated Population (in lakhs) 1996* (1st March)	9342.18
Total Expenditure on education (School) Rs. In lakhs)	2737847
GNP 1996-97 (Rs. In lakhs)** at Current prices (base year 1993-94)	123046400
Percentage of expenditure on Educational Institutions (School) to GNP 1996-97	2.23
Cost Per Capita (by Population)	293.06
% age share of Salaries and allowances of Teaching and academic staff to total Expenditure	75.95
Average Cost Per Pupil by Type of Institutions(in Rupees)	
Primary/Junior Basic Schools	1008.5
Middle/Senior Basic Schools	1283.9
High/Higher Secondary/Intermediate	2095.6

*Estimated by the technical group, Planning Commission(SES Sub Table 5)

**National Accounts Statistics 2001, Page 201

TABLE II - Item-Wise Recurring Income By Sources on Educational Institutions By Type
A - Boards of Intermediate and/or Secondary Education

(Rupee in Thousands)

State/union Territory	Centre/ State Govt.	UGC/ University	Local Bodies	Tuition Fees	Hostel Fee/Other fees	Endowment & other	Total Rec.	from Govt. funds (central+state) to Recurring Income
1	2	3	4	5	6	7	8	9
Andhra Pradesh	87647	0	0	0	0	0	87647	100.00
Arunachal Pradesh	0	0	0	0	0	0	0	0.00
Assam	0	0	0	0	86864	9589	96453	0.00
Bihar	329251	0	6320.161	0	131295	193621	660486	49.85
Goa	0	0	0	0	9733	0	9733	0.00
Gujarat	0	0	0	0	112145	11149	123294	0.00
Haryana	0	0	0	0	128753	34186	162939	0.00
Himachal Pradesh	39840	0	0	0	95678	0	135518	29.40
Jammu & Kashmir	434	0	0	0	0	16000	16434	2.64
Karnataka	10100	0	0	0	90158	0	100258	10.07
Kerala	58846	0	0	0	0	5937	64783	90.84
Madhya Pradesh	0	0	0	0	0	0	0	0.00
Maharashtra	0	0	0	0	295488	86588	382076	0.00
Manipur	0	0	0	0	14932	3951	18883	0.00
Meghalaya	9171	0	0	0	10074	4251	23496	39.03
Mizoram	0	0	0	0	0	0	0	0.00
Nagaland	5739	0	0	0	0	0	5739	100.00
Orissa	0	0	0	0	0	0	0	0.00
Punjab	50	0	0	0	168054	174606	342710	0.01
Rajasthan	0	0	0	0	70140	25977	96117	0.00
Sikkim	0	0	0	0	0	0	0	0.00
Tamil Nadu	0	0	0	0	0	0	0	0.00
Tripura	4860	0	0	0	3201	0	8061	60.29
Uttar Pradesh	119263	0	0	0	101035	40045	260344	45.81
West Bengal	0	0	0	0	0	0	0	0.00
A & N Islands	0	0	0	0	0	0	0	0.00
Chandigarh	0	0	0	0	0	0	0	0.00
D & N Haveli	0	0	0	0	0	0	0	0.00
Daman & Diu	0	0	0	0	0	0	0	0.00
Delhi	0	0	0	0	0	0	0	0.00
Lakshadweep	0	0	0	0	0	0	0	0.00
Pondicherry	0	0	0	0	0	0	0	0.00
INDIA	665200	0	6320.161	0	1317549	605901	2594970	25.63

TABLE II - Item-Wise Recurring Income By Sources on Educational Institutions By Type
B - Intermediate/pre-Degree/jr. colleges

(Rupee in Thousands)

State/union Territory	Centre/ State Govt.	UGC/ University	Local Bodies	Tuition Fees	Hostel Fee/Other fees	Endowment & other	Total Rec.	% of Rec. from Govt. funds (centre+state) to Recurring Income
1	2	3	4	5	6	7	8	9
Andhra Pradesh	1689108	0	0	957166	221190	215493	3082956	54.79
Arunachal pradesh	0	0	0	0	0	0	0	0.00
Assam	1903	0	1237	2208	1233	2677	9258	20.55
Bihar	273695	11899	0	2337	6969	2199	297098	92.12
Goa	0	0	0	0	0	0	0	0.00
Gujarat	0	0	0	0	0	0	0	0.00
Haryana	0	0	0	0	0	0	0	0.00
Himachal Pradesh	0	0	0	0	0	0	0	0.00
Jammu & Kashmir	0	0	0	0	0	0	0	0.00
karnataka	0	0	0	0	0	0	0	0.00
Kerala	0	0	0	0	0	0	0	0.00
Madhya Pradesh	0	0	0	0	0	0	0	0.00
Maharashtra	869793	2044	8417	41105	48229	30851	1000439	86.94
Manipur	0	0	0	0	0	0	0	0.00
Meghalaya	0	0	0	0	0	0	0	0.00
Mizoram	0	0	0	0	0	0	0	0.00
Nagaland	0	0	0	0	0	0	0	0.00
Orissa	90333	194	17373	1747	2929	9214	121788	74.17
Punjab	0	0	0	0	0	0	0	0.00
Rajasthan	0	0	0	0	0	0	0	0.00
sikkim	0	0	0	0	0	0	0	0.00
Tamil Nadu	0	0	0	0	0	0	0	0.00
Tripura	0	0	0	0	0	0	0	0.00
Utter Pradesh	0	0	0	0	0	0	0	0.00
West Bengal	0	0	0	0	0	0	0	0.00
A & N Islands	0	0	0	0	0	0	0	0.00
Chandigarh	0	0	0	0	0	0	0	0.00
D & N Haveli	0	0	0	0	0	0	0	0.00
Daman & Diu	0	0	0	0	0	0	0	0.00
Delhi	0	0	0	0	0	0	0	0.00
Lakshadweep	0	0	0	0	0	0	0	0.00
Pondicherry	2280	0	0	10	18	0	2308	98.79
INDIA	2927111	14136	27027	1004573	280567	260434	4513848	64.85

TABLE II - Item-Wise Recurring Income By Sources on Educational Institutions By Type
C - Higher Secondary Schools(10+2 pattern)
(I) Higher Secondary Schools with Academic Streams

(Rupee in Thousands)

State/Union Territory	Centre/ State Govt.	UGC/ University	Local Bodies	Tuition Fees	Hostel Fee/Other fees	Endowment & other	Total Rec.	% of Rec. from Govt. funds(central+state)to Recurring Income
1	2	3	4	5	6	7	8	9
Andhra Pradesh	227888	0	0	129137	29642	29074	415941	54.79
Arunachal pradesh	120446	0	0	0	0	0	120446	100.00
Assam	932954	0	6452	8629	39856	4626	992517	94.00
Bihar	245569	10676	0	2097	6252	1973	266568	92.12
Goa	41102	0	46	186	1999	1222	44556	92.25
Gujarat	3232253	0	38359	49718	29212	22453	3371995	95.86
Haryana	1423873	0	12311	143062	130487	88043	1797776	79.20
Himachal Pradesh	611310	0	8981	70162	20767	50938	762158	80.21
Jammu & Kashmir	513710	0	6839	186	4109	1341	526185	97.63
karnataka	971972	0	13823	666595	60951	11393	1724734	56.35
Kerala	307997	0	1439	127056	51632	31948	520072	59.22
Madhya Pradesh	2366844	0	0	122315	40254	37039	2566452	92.22
Maharastra	5730527	0	510662	58740	82951	478135	6861015	83.52
Manipur	98177	0	0	1432	2352	307	102287	96.00
Meghalaya	34087	0	0	7609	2732	0	44428	76.72
Mizoram	9933	0	0	0	32	0	9965	99.68
Nagaland	11963	0	0	672	10	0	12644	94.61
Orissa	43837	0	8413	846	1418	4462	58976	74.33
Punjab	1378284	9008	11543	194994	143432	75436	1812696	76.04
Rajasthan	1907903	0	0	32376	24237	31845	1996362	95.57
sikkim	64207	0	0	0	0	0	64207	100.00
Tamil Nadu	0	0	0	0	0	0	0	0.00
Tripura	410259	0	0	140	1355	415	412169	99.54
Utter Pradesh	6259235	0	193543	312127	96058	67923	6928887	90.34
West Bengal	1079022	0	0	0	0	0	1079022	100.00
A & N Islands	97553	0	0	0	0	0	97553	100.00
Chandigarh	134722	0	0	2114	196	11274	148308	90.84
D & N Haveli	10441	0	0	0	0	0	10441	100.00
Daman & Diu	0	0	2631	184	56	2	2872	0.00
Delhi	3227463	0	0	1829883	499209	100397	5656951	57.05
Lakshadweep	8929	0	0	0	0	0	8929	100.00
Pondicherry	37665	0	0	26823	208	3072	67768	55.58
INDIA	31540126	19684	815042	3787083	1269606	1053318	38484859	81.95

TABLE II - Item-Wise Recurring Income By Sources on Educational Institutions By Type
C-Higher Secondary Schools(10+2 pattern)
(ii) Higher Secondary Schools with vocational streams

(Rupee in Thousands)

State/Union Territory	Centre/ State Govt.	UGC/ University	Local Bodies	Tuition Fees	Hostel Fee/Other fees	Endowment & other	Total Rec.	% of Rec. from Govt. funds (centre +state) to Recurring Income
1	2	3	4	5	6	7	8	9
Andhra Pradesh	0	0	0	0	0	0	0	0.00
Arunachal Pradesh	0	0	0	0	0	0	0	0.00
Assam	0	0	0	0	0	0	0	0.00
Bihar	0	0	0	0	0	0	0	0.00
Goa	0	0	0	0	0	0	0	0.00
Gujarat	136030	0	0	2798	902	4366	144095	94.40
Haryana	105299	0	0	1984	236	0	107519	97.93
Himachal Pradesh	0	0	0	0	0	0	0	0.00
Jammu & Kashmir	0	0	0	0	0	0	0	0.00
Karnataka	0	0	0	0	0	0	0	0.00
Kerala	56155	0	0	0	2257	3935	62348	90.07
Madhya Pradesh	0	0	0	0	0	0	0	0.00
Maharashtra	0	0	0	0	0	0	0	0.00
Manipur	0	0	0	0	0	0	0	0.00
Meghalaya	0	0	0	0	0	0	0	0.00
Mizoram	0	0	0	0	0	0	0	0.00
Nagaland	0	0	0	0	0	0	0	0.00
Orissa	33889	0	6504	654	1096	3449	45592	74.33
Punjab	0	0	0	0	0	0	0	0.00
Rajasthan	0	0	0	0	0	0	0	0.00
Sikkim	5171	0	0	0	0	0	5171	100.00
Tamil Nadu	0	0	0	0	0	0	0	0.00
Tripura	0	0	0	0	0	0	0	0.00
Uttar Pradesh	0	0	0	0	0	0	0	0.00
West Bengal	0	0	0	0	0	0	0	0.00
A & N Islands	0	0	0	0	0	0	0	0.00
Chandigarh	0	0	0	0	0	0	0	0.00
D & N Haveli	0	0	0	0	0	0	0	0.00
Daman & Diu	0	0	0	0	0	0	0	0.00
Delhi	0	0	0	0	0	0	0	0.00
Lakshadweep	0	0	0	0	0	0	0	0.00
Pondicherry	2202	0	0	0	15	0	2217	99.32
INDIA	338746	0	6504	5436	4507	11750	368942	92.32

TABLE II - Item-Wise Recurring Income By Sources on Educational Institutions By Type
C-Higher Secondary schools(10+2 pattern)
(iii)Higher Secondary Schools with Vocational and Academic streamsstream
(Rupee in Thousands)

State/Union Territory	Centre/ State Govt.	UGC/ University	Local Bodies	Tution Fees	Hostel Fee/Other fees	Endowment & other	Total Rec.	% of Rec. from Govt. funds(centra l+state)to Recurring Income
1	2	3	4	5	6	7	8	9
Andhra Pradesh	0	0	0	0	0	0	0	0.00
Arunachal pradesh	0	0	0	0	0	0	0	0.00
Assam	0	0	0	0	0	0	0	0.00
Bihar	0	0	0	0	0	0	0	0.00
Goa	85191	0	59	301	514	184	86249	98.77
Gujarat	303073	0	0	3828	2604	8423	317928	95.33
Haryana	0	0	0	0	0	0	0	0.00
Himachal Pradesh	77939	0	40	888	576	74	79517	98.02
Jammu & Kashmir	0	0	0	0	0	0	0	0.00
karnataka	0	0	0	0	0	0	0	0.00
Kerala	0	0	0	0	0	0	0	0.00
Madhya Pradesh	0	0	0	0	0	0	0	0.00
Maharastra	0	0	0	0	0	0	0	0.00
Manipur	0	0	0	0	0	0	0	0.00
Meghalaya	0	0	0	0	0	0	0	0.00
Mizoram	0	0	0	0	0	0	0	0.00
Nagaland	0	0	0	0	0	0	0	0.00
Orissa	0	0	0	0	0	0	0	0.00
Punjab	879910	0	0	13227	19105	10817	923060	95.33
Rajasthan	375920	0	0	6379	4776	6275	393349	95.57
sikkim	0	0	0	0	0	0	0	0.00
Tamil Nadu	3493321	54569	0	550676	88956	23858	4211380	82.95
Tripura	0	0	0	0	0	0	0	0.00
Utter Pradesh	0	0	0	0	0	0	0	0.00
West Bengal	0	0	0	0	0	0	0	0.00
A & N Islands	5590	0	0	0	0	0	5590	100.00
Chandigarh	0	0	0	0	0	0	0	0.00
D & N Haveli	0	0	0	0	0	0	0	0.00
Daman & Diu	0	0	0	0	0	0	0	0.00
Delhi	0	0	0	0	0	0	0	0.00
Lakshadweep	0	0	0	0	0	0	0	0.00
Pondicherry	61218	0	0	1005	236	10	62469	98.00
INDIA	5282162	54569	100	576304	116767	49641	6079542	86.88

**TABLE II - Item-Wise Recurring Income By Sources on Educational Institutions By Type
Total C-(I to III) (10+2 pattern)**

(Rupee in Thousands)

State/Union Territory	Centre/ State Govt.	UGC/ University	Local Bodies	Tution Fees	Hostel Fee/Other fees	Endowment & other	Total Rec.	% of Rec. from Govt. funds(centra l+state)to Recurring Income
1	2	3	4	5	6	7	8	9
Andhra Pradesh	227888	0	0	129137	29842	29074	415941	54.79
Arunachal pradesh	120446	0	0	0	0	0	120446	100.00
Assam	932954	0	6452	8629	39856	4626	992517	94.00
Bihar	245569	10676	0	2097	6252	1973	266568	92.12
Goa	126292	0	106	487	2514	1406	130805	96.55
Gujarat	3671356	0	38359	56344	32718	35242	3834018	95.76
Haryana	1529172	0	12311	145046	130723	88043	1905295	80.26
Himachal Pradesh	689249	0	9022	71050	21343	51012	841675	81.89
Jammu & Kashmir	513710	0	6839	186	4109	1341	526185	97.63
karnataka	971972	0	13823	666595	60951	11393	1724734	56.35
Kerala	364152	0	1439	127056	53890	35883	582420	62.52
Madhya Pradesh	2366844	0	0	122315	40254	37039	2566452	92.22
Maharashtra	5730527	0	510662	58740	82951	478135	6861015	83.52
Manipur	98177	0	0	1432	2352	307	102267	96.00
Meghalaya	34087	0	0	7609	2732	0	44428	76.72
Mizoram	9933	0	0	0	32	0	9965	99.68
Nagaland	11963	0	0	672	10	0	12644	94.61
Orissa	77726	0	14916	1500	2514	7911	104567	74.33
Punjab	2258194	9008	11543	208222	162536	86253	2735756	82.54
Rajasthan	2283824	0	0	38755	29013	38120	2389711	95.57
sikkim	69378	0	0	0	0	0	69378	100.00
Tamil Nadu	3493321	54569	0	550676	88956	23858	4211380	82.95
Tripura	410259	0	0	140	1355	415	412169	99.54
Utter Pradesh	6259235	0	193543	312127	96058	67923	6928887	90.34
West Bengal	1079022	0	0	0	0	0	1079022	100.00
A & N Islands	103143	0	0	0	0	0	103143	100.00
Chandigarh	134722	0	0	2114	196	11274	148308	90.84
D & N Haveli	10441	0	0	0	0	0	10441	100.00
Daman & Diu	0	0	2631	184	56	2	2872	0.00
Delhi	3227463	0	0	1829883	499209	100397	5656951	57.05
Lakshadweep	8929	0	0	0	0	0	8929	100.00
Pondicherry	101085	0	0	27828	459	3082	132454	76.32
INDIA	37161033	74253	821645	4368823	1390880	1114709	44931343	82.71

**TABLE II - Item-Wise Recurring Income By Sources on Educational Institutions By Type
D - High/post Basic Schools**

(Rupee in Thousands)

State/Union Territory	Centre/ State Govt.	UGC/ University	Local Bodies	Tuition Fees	Hostel Fee/Other fees	Endowment & other	Total Rec.	% of Rec. from Govt. funds(central+state)to Recurring Income
1	2	3	4	5	6	7	8	9
Andhra Pradesh	5743379	0	0	303207	49887	113683	6210156	92.48
Arunachal pradesh	111745	0	0	0	0	0	111745	100.00
Assam	1140127	0	4457	3325	10505	16057	1174472	97.08
Bihar	3181790	39944	1989	21511	60579	12224	3318037	95.89
Goa	398465	5465	785	15661	5071	1140	426588	93.41
Gujarat	2317817	0	21663	19509	17204	39878	2416071	95.93
Haryana	2022801	0	915	51793	82846	66278	2224632	90.93
Himachal Pradesh	758400	0	2469	42174	41758	13697	858498	88.34
Jammu & Kashmir	803342	0	11415	616	5760	3821	824954	97.38
karnataka	1964543	0	27938	1347318	123194	23027	3486020	56.35
Kerala	4642170	0	8144	125086	44562	46399	5066361	95.57
Madhya Pradesh	1113809	0	0	9862	29278	26725	1179674	94.42
Maharashtra	6710367	0	1093467	207787	128535	1609237	9749393	88.83
Manipur	324307	0	0	5695	3350	1675	335028	96.80
Meghalaya	198197	0	0	15483	3695	4595	221970	89.29
Mizoram	145354	0	0	0	474	0	145828	99.68
Nagaland	144283	0	0	8100	115	0	152498	94.61
Orissa	2025816	0	0	0	0	9782	2035598	99.52
Punjab	2058479	0	11301	129488	54545	53988	2307801	89.20
Rajasthan	3864536	0	0	10514	37339	36531	3948920	97.86
sikkim	116807	0	0	0	0	0	116807	100.00
Tamil Nadu	3122675	3542	0	18534	11281	8303	3164335	98.68
Tripura	376197	0	0	131	879	555	377761	99.59
Utter Pradesh	1716049	0	39126	79256	52791	40134	1927356	89.04
West Bengal	7507456	0	0	0	0	0	7507456	100.00
A & N Islands	43828	0	0	0	0	0	43828	100.00
Chandigarh	102570	0	0	624	722	3090	107006	95.85
D & N Haveli	2984	0	0	0	0	0	2984	100.00
Daman & Diu	2092	0	3465	438	0	12	6006	34.83
Delhi	459328	0	0	330275	1401648	25681	2216932	20.72
Lakshadweep	32181	0	0	0	0	0	32181	100.00
Pondicherry	99502	0	43	13200	515	6128	119388	83.34
INDIA	53451394	48951	1227176	2759586	2166534	2162641	61816282	86.47

TABLE II - Item-Wise Recurring Income By Sources on Educational Institutions By Type
E - Middle/senior Basic Schools

(Rupee in Thousands)

State/Union Territory	Centre/ State Govt.	UGC/ University \$	Local Bodies	Tuition Fees\$	Hostel Fee/Other fees\$	Endowment & other	Total Rec.	% of Rec. from Govt. funds (centre+state) to Recurring Income
1	2	3	4	5	6	7	8	9
Andhra Pradesh	2855651		0			150701	3006352	94.99
Arunachal pradesh	157500		0			0	157500	100.00
Assam	2199334		705			120922	2320961	94.76
Bihar	6052217		23746			14125	6090087	99.38
Goa	20495		323			6	20823	98.42
Gujarat	6983277		508089			467564	7958930	87.74
Haryana	474003		149			19572	493724	96.01
Himachal Pradesh	380693		919			10346	391958	97.13
Jammu & Kashmir	794158		6558			10453	811169	97.90
karnataka	1835956		6262			7930	1850148	99.23
Kerala	2611222		1290			18994	2631506	99.23
Madhya Pradesh	2701258		9121			170959	2881338	93.75
Maharastra	5438898		4824766			718092	10981756	49.53
Manipur	365117		0			8978	374096	97.60
Meghalaya	108087		0			22098	130185	83.03
Mizoram	296547		0			1587	298133	99.47
Nagaland	180400		0			6138	186538	96.71
Orissa	122386		0			0	122386	100.00
Punjab	663439		0			35322	698761	94.95
Rajasthan	1831848		0			640	1832488	99.97
sikkim	114300		0			0	114300	100.00
Tamil Nadu	2988182		24907			6422	3019511	98.96
Tripura	271097		0			53	271149	99.98
Utter Pradesh	3412136		195124			90276	3697535	92.28
West Bengal	991836		0			0	991836	100.00
A & N Islands	75801		0			0	75801	100.00
Chandigarh	11947		0			559	12506	95.53
D & N Haveli	26104		0			0	26104	100.00
Daman & Diu	10147		0			0	10147	100.00
Delhi	234919		0			225556	460475	51.02
Lakshadweep	12098		0			0	12098	100.00
Pondicherry	93055		192			9904	103151	90.21
INDIA	44314107	0	5602149	0	0	2117195	52033451	85.16

\$ NOT APPLICABLE

TABLE II - Item-Wise Recurring Income By Sources on Educational Institutions By Type
F - Primary/Junior Basic Schools

(Rupee in Thousands)

State/Union Territory	Centre/ State Govt.	UGC/ University	Local Bodies	Tution Fees\$	Hostel Fee/Other fees\$	Endowment & other	Total Rec.	% of Rec. from Govt. funds(centra l+state)to Recurring Income
1	2	3	4	5	6	7	8	9
Andhra Pradesh	5826775		0			188702	6015477	47.47
Arunachal pradesh	203554		0			0	203554	77.37
Assam	3054767		49458			2725	3106951	70.79
Bihar	5548684		2228			7215	5558127	108.89
Goa	194816		0			5027	199843	10.26
Gujarat	2176973		514031			106182	2797186	249.65
Haryana	1504620		0			4493	1509113	31.41
Himachal Pradesh	1205347		616			6405	1212368	31.40
Jammu & Kashmir	882423		3577			17439	903438	87.90
karnataka	1075582		18			132	1075732	170.67
Kerala	2380994		1101			10598	2392693	109.13
Madhya Pradesh	7297256		23202			79589	7400047	36.50
Maharastra	4103028		3639736			541718	8284483	65.65
Manipur	295052		0			12294	307346	118.80
Meghalaya	334933		0			66653	401586	26.92
Mizoram	342721		0			280	343001	86.46
Nagaland	351014		0			2711	353725	51.00
Orissa	338109		0			0	338109	36.20
Punjab	3034895		5567			17400	3057863	21.70
Rajasthan	4408272		556477			10238	4974987	36.82
sikkim	178300		0			0	178300	64.11
Tamil Nadu	5317027		28076			24243	5369346	55.65
Tripura	239352		140136			39	379526	71.43
Utter Pradesh	12057634		644635			72163	12774432	26.71
West Bengal	6753674		0			0	6753674	14.69
A & N Islands	174851		0			0	174851	43.35
Chandigarh	8573		0			196	8769	136.24
D & N Haveli	13199		0			0	13199	197.77
Daman & Diu	21575		0			0	21575	47.03
Delhi	13414		1589727			52825	1655966	14.19
Lakshadweep	30475		0			0	30475	39.70
Pondicherry	98734		24			8458	107216	86.79
INDIA	69466624	0	7198610	0	0	1237724	77902958	56.88

\$ NOT APPLICABLE

**TABLE II - Item-Wise Recurring Income By Sources on Educational Institutions By Type
G - Pre-primary/pre-Basic Schools**

(Rupee in Thousands)

State/Union Territory	Centre/ State Govt.	UGC/ University	Local Bodies	Tution Fees\$	Hostel Fee/Other fees\$	Endowment & other	Total Rec.	% of Rec. from Govt. funds(centre+state)to Recurring Income
1	2	3	4	5	6	7	8	9
Andhra Pradesh	1400		0			205	1606	87.22
Arunachal pradesh	9707		0			0	9707	100.00
Assam	7622		63			12	7697	99.03
Bihar	134		0			0	134	100.00
Goa	0		0			0	0	0.00
Gujarat	60721		45766			28978	135466	44.82
Haryana	2287		0			21	2308	99.07
Himachal Pradesh	1816		0			0	1816	100.00
Jammu & Kashmir	0		0			0	0	0.00
karnataka	50865		0			0	50865	100.00
Kerala	7247		176			387	7810	92.79
Madhya Pradesh	6146		0			2890	9036	68.02
Maharastra	674059		597948			88995	1361002	49.53
Manipur	293		0			12	305	96.00
Meghalaya	700		0			0	700	100.00
Mizoram	0		0			0	0	0.00
Nagaland	0		0			0	0	0.00
Orissa	0		0			0	0	0.00
Punjab	479		0			10	489	97.94
Rajasthan	8180		0			988	9168	89.23
sikkim	22900		0			0	22900	100.00
Tamil Nadu	7		0			3	10	66.67
Tripura	98420		0			0	98420	100.00
Utter Pradesh	3712		1182			1216	6110	60.75
West Bengal	0		0			0	0	0.00
A & N Islands	2021		0			0	2021	100.00
Chandigarh	0		0			0	0	0.00
D & N Haveli	0		0			0	0	0.00
Daman & Diu	1868		0			0	1868	100.00
Delhi	0		29637			5645	35282	0.00
Lakshadweep	3072		0			0	3072	100.00
Pondicherry	3031		0			2087	5118	59.22
INDIA	966687	0	674773	0	0	131450	1772910	54.53

\$ NOT APPLICABLE

**TABLE II - Item-Wise Recurring Income By Sources on Educational Institutions By Type
Total of Elementary Education(E,F,G)**

(Rupee in Thousands)

State/Union Territory	Centre/ State Govt.	UGC/ University	Local Bodies	Tuition Fees	Hostel Fee/Other fees	Endowment & other	Total Rec.	% of Rec. from Govt. funds(centre+state)to Recurring Income
1	2	3	4	5	6	7	8	9
Andhra Pradesh	8683826		0			339609	9023435	96.24
Arunachal pradesh	370761		0			0	370761	100.00
Assam	5261723		50226			123659	5435608	96.80
Bihar	11601035		25974			21340	11648349	99.59
Goa	215311		323			5032	220666	97.57
Gujarat	9220972		1067886			602725	10891582	84.66
Haryana	1980910		149			24087	2005145	98.79
Himachal Pradesh	1587856		1535			16751	1606142	98.86
Jammu & Kashmir	1676581		10135			27892	1714608	97.78
karnataka	2962403		6280			8062	2976745	99.52
Kerala	4999462		2567			29979	5032009	99.35
Madhya Pradesh	10004661		32323			253438	10290421	97.22
Maharashtra	10215985		9062450			1348806	20627241	49.53
Manipur	660462		0			21284	681747	96.88
Meghalaya	443720		0			88750	532470	83.33
Mizoram	639268		0			1866	641134	99.71
Nagaland	531414		0			8849	540263	98.36
Orissa	460495		0			0	460495	100.00
Punjab	3698814		5567			52733	3757114	98.45
Rajasthan	6248301		556477			11866	6816643	91.66
sikkim	315500		0			0	315500	100.00
Tamil Nadu	8305216		52983			30668	8388867	99.00
Tripura	608868		140136			91	749095	81.28
Utter Pradesh	15473482		840941			163655	16478078	93.90
West Bengal	7745510		0			0	7745510	100.00
A & N Islands	252673		0			0	252673	100.00
Chandigarh	20520		0			755	21275	96.45
D & N Haveli	39304		0			0	39304	100.00
Daman & Diu	33590		0			0	33590	100.00
Delhi	248333		1619364			284026	2151723	11.54
Lakshadweep	45645		0			0	45645	100.00
Pondicherry	194820		216			20449	215485	90.41
INDIA	114747419	0	13475531	0	0	3486370	131709320	87.12

\$ NOT APPLICABLE

**TABLE II - Item-Wise Recurring Income By Sources on Educational Institutions By Type
H- Institutions Imparting Instructions in Diploma/certificate
Courses of School Level(Below Matric Level)
(a)Agriculture & Forestry**

(Rupee in Thousands)

State/Union Territory	Centre/ State Govt.	UGC/ University	Local Bodies	Tuition Fees	Hostel Fee/Other fees	Endowment & other	Total Rec.	% of Rec. from Govt. funds(centre+state)to Recurring Income
1	2	3	4	5	6	7	8	9
Andhra Pradesh	0	0	0	0	0	0	0	0.00
Arunachal Pradesh	0	0	0	0	0	0	0	0.00
Assam	0	0	0	0	0	0	0	0.00
Bihar	0	0	0	0	0	0	0	0.00
Goa	0	0	0	0	0	0	0	0.00
Gujarat	0	0	0	0	0	0	0	0.00
Haryana	0	0	0	0	0	0	0	0.00
Himachal Pradesh	0	0	0	0	0	0	0	0.00
Jammu & Kashmir	0	0	0	0	0	0	0	0.00
karnataka	0	0	0	0	0	0	0	0.00
Kerala	0	0	0	0	0	0	0	0.00
Madhya Pradesh	0	0	0	0	0	0	0	0.00
Maharashtra	33676	0	0	3294	774	4404	42149	79.90
Manipur	0	0	0	0	0	0	0	0.00
Meghalaya	0	0	0	0	0	0	0	0.00
Mizoram	0	0	0	0	0	0	0	0.00
Nagaland	0	0	0	0	0	0	0	0.00
Orissa	0	0	0	0	0	0	0	0.00
Punjab	0	0	0	0	0	0	0	0.00
Rajasthan	401	0	0	0	0	65	466	86.02
sikkim	0	0	0	0	0	0	0	0.00
Tamil Nadu	0	0	0	0	0	0	0	0.00
Tripura	0	0	0	0	0	0	0	0.00
Utter Pradesh	0	0	0	0	0	0	0	0.00
West Bengal	0	0	0	0	0	0	0	0.00
A & N Islands	0	0	0	0	0	0	0	0.00
Chandigarh	0	0	0	0	0	0	0	0.00
D & N Haveli	0	0	0	0	0	0	0	0.00
Daman & Diu	0	0	0	0	0	0	0	0.00
Delhi	0	0	0	0	0	0	0	0.00
Lakshadweep	0	0	0	0	0	0	0	0.00
Pondicherry	0	0	0	0	0	0	0	0.00
INDIA	34077	0	0	3294	774	4469	42615	79.97

**TABLE II - Item-Wise Recurring Income By Sources on Educational Institutions By Type
H - Institutions Imparting Instructions in Diploma/certificate
Courses of School Level(Below Matric Level)
(b)Medicine(Nursing & Midwifery)**

(Rupee in Thousands)

State/Union Territory	Centre/ State Govt.	UGC/ University	Local Bodies	Tution Fees	Hostel Fee/Other fees	Endowment & other	Total Rec.	% of Rec. from Govt. funds(centra l+state)to Recurring Income
1	2	3	4	5	6	7	8	9
Andhra Pradesh	0	0	0	0	0	0	0	0.00
Arunachal pradesh	0	0	0	0	0	0	0	0.00
Assam	1557	0	0	0	0	0	1557	100.00
Bihar	0	0	0	0	0	0	0	0.00
Goa	0	0	0	0	0	0	0	0.00
Gujarat	0	0	0	0	0	0	0	0.00
Haryana	0	0	0	0	0	0	0	0.00
Himachal Pradesh	0	0	0	0	0	0	0	0.00
Jammu & Kashmir	0	0	0	0	0	0	0	0.00
karnataka	0	0	0	0	0	0	0	0.00
Kerala	0	0	0	0	0	0	0	0.00
Madhya Pradesh	8371	0	0	0	0	0	8371	100.00
Maharashtra	48360	0	4992	6763	3489	10578	74183	65.19
Manipur	0	0	0	0	0	0	0	0.00
Meghalaya	0	0	0	0	0	0	0	0.00
Mizoram	0	0	0	0	0	0	0	0.00
Nagaland	0	0	0	0	0	0	0	0.00
Orissa	0	0	0	0	0	0	0	0.00
Punjab	0	0	0	0	0	0	0	0.00
Rajasthan	0	0	0	0	0	0	0	0.00
sikkim	0	0	0	0	0	0	0	0.00
Tamil Nadu	0	0	0	0	0	0	0	0.00
Tripura	0	0	0	0	0	0	0	0.00
Utter Pradesh	0	0	0	0	0	0	0	0.00
West Bengal	0	0	0	0	0	0	0	0.00
A & N islands	0	0	0	0	0	0	0	0.00
Chandigarh	0	0	0	0	0	0	0	0.00
D & N Haveli	0	0	0	0	0	0	0	0.00
Daman & Diu	0	0	0	0	0	0	0	0.00
Delhi	0	0	0	0	0	0	0	0.00
Lakshadweep	0	0	0	0	0	0	0	0.00
Pondichery	0	0	0	0	0	0	0	0.00
INDIA	58288	0	4991.891	6763.012	3489.179	10578.37	84110	69.30

TABLE II - Item-Wise Recurring Income By Sources on Educational Institutions By Type
H - Institutions Imparting Instructions In Diploma/certificate
Courses of School Level(Below Matric Level)
(c)Teacher Training

(Rupee in Thousands)

State/Union Territory	Centre/ State Govt.	UGC/ University	Local Bodies	Tuition Fees	Hostel Fee/Other fees	Endowment & other	Total Rec.	% of Rec. from Govt. funds(central+state)to Recurring Income
1	2	3	4	5	6	7	8	9
Andhra Pradesh	0	0	0	0	0	0	0	0.00
Arunachal pradesh	0	0	0	0	0	0	0	0.00
Assam	0	0	0	0	0	0	0	0.00
Bihar	0	0	0	0	0	0	0	0.00
Goa	0	0	0	0	0	0	0	0.00
Gujarat	103431	0	0	2095	1350	617	107493	96.22
Haryana	0	0	0	0	0	0	0	0.00
Himachal Pradesh	16405	0	0	117	166	0	16688	98.31
Jammu & Kashmir	0	0	0	0	0	0	0	0.00
karnataka	26930	0	0	930	9061	0	36921	72.94
Kerala	0	0	0	0	0	0	0	0.00
Madhya Pradesh	87522	0	0	0	0	0	87522	100.00
Maharastra	150939	0	5631	39884	12108	21116	229677	65.72
Manipur	0	0	0	0	0	0	0	0.00
Meghalaya	12842	0	0	0	0	98	12941	99.24
Mizoram	17785	0	0	0	0	0	17785	100.00
Nagaland	4262	0	0	0	0	0	4262	100.00
Orissa	0	0	0	0	0	0	0	0.00
Punjab	31673	0	0	352	542	193	32760	96.68
Rajasthan	0	0	0	0	0	0	0	0.00
sikkim	6510	0	0	0	0	0	6510	100.00
Tamil Nadu	307	0	0	0	0	0	307	100.00
Tripura	1277	0	0	0	0	0	1277	100.00
Utter Pradesh	130198	0	99	262	399	381	131340	99.13
West Bengal	70930	0	0	0	0	0	70930	100.00
A & N Islands	0	0	0	0	0	0	0	0.00
Chandigarh	0	0	0	0	0	0	0	0.00
D & N Haveli	0	0	0	0	0	0	0	0.00
Daman & Diu	0	0	0	0	0	0	0	0.00
Delhi	0	0	0	0	0	0	0	0.00
Lakshadweep	0	0	0	0	0	0	0	0.00
Pondicherry	0	0	0	0	0	0	0	0.00
INDIA	661012	0	5730	43641	23625	22404	756413	87.39

TABLE II - Item-Wise Recurring Income By Sources on Educational Institutions By Type
H- Institutions imparting instructions in Diploma/certificate
Courses of School Level(Below Matric Level)
(d)Industrial/Arts & Crafts

(Rupee in Thousands)

State/Union Territory	Centre/ State Govt.	UGC/ University	Local Bodies	Tuition Fees	Hostel Fee/Other fees	Endowment & other	Total Rec.	% of Rec. from Govt. funds(centra l+state)to Recurring Income
1	2	3	4	5	6	7	8	9
Andhra Pradesh	0	0	0	0	0	0	0	0.00
Arunachal pradesh	0	0	0	0	0	0	0	0.00
Assam	5200	0	0	0	0	155	5354	97.11
Bihar	4092	0	0	0	286	441	4818	84.92
Goa	0	0	0	0	0	0	0	0.00
Gujarat	0	0	0	0	0	0	0	0.00
Haryana	0	0	0	0	0	0	0	0.00
Himachal Pradesh	30415	0	0	244	436	0	31094	97.81
Jammu & Kashmir	1468	0	0	0	264	0	1732	84.76
karnataka	0	0	0	0	0	0	0	0.00
Kerala	129351	0	1030	28161	14154	3460	176157	73.43
Madhya Pradesh	19753	0	0	752	49	130	20684	95.50
Maharashtra	0	0	0	0	0	0	0	0.00
Manipur	4353	0	0	0	0	0	4353	100.00
Meghalaya	8535	0	0	28	44	0	8607	99.16
Mizoram	0	0	0	0	0	0	0	0.00
Nagaland	0	0	0	0	0	0	0	0.00
Orissa	0	0	0	0	0	0	0	0.00
Punjab	16186	0	410	683	288	980	18546	87.27
Rajasthan	0	0	0	0	0	0	0	0.00
sikkim	0	0	0	0	0	0	0	0.00
Tamil Nadu	24716	102	0	0	2012	300	27130	91.10
Tripura	0	0	0	0	0	0	0	0.00
Utter Pradesh	10746	0	0	133	132	15	11027	97.45
West Bengal	0	0	0	0	0	0	0	0.00
A & N islands	0	0	0	0	0	0	0	0.00
Chandigarh	0	0	0	0	0	0	0	0.00
D & N Haveli	0	0	0	0	0	0	0	0.00
Daman & Diu	0	0	0	0	0	0	0	0.00
Delhi	0	0	0	0	0	0	0	0.00
Lakshadweep	0	0	0	0	0	0	0	0.00
Pondicherry	17	0	0	77	45	34	173	9.83
INDIA	254831	102	1440	30078	17711	5514	309676	82.29

TABLE II - Item-Wise Recurring Income By Sources on Educational Institutions By Type
H- Institutions Imparting Instructions in Diploma/certificate
Courses of School Level(Below Matric Level)
(e)Music & Fine Arts

(Rupee in Thousands)

State/Union Territory	Centre/ State Govt.	UGC/ University	Local Bodies	Tution Fees	Hostel Fee/Other fees	Endowment & other	Total Rec.	% of Rec. from Govt. funds(centra l+state)to Recurring Income
1	2	3	4	5	6	7	8	9
Andhra Pradesh	0	0	0	0	0	0	0	0.00
Arunachal pradesh	0	0	0	0	0	0	0	0.00
Assam	622	0	83	225	34	123	1087	57.22
Bihar	0	0	0	0	0	0	0	0.00
Goa	1885	0	0	422	38	21	2367	79.63
Gujarat	957	0	111	397	26	186	1676	57.08
Haryana	0	0	0	0	0	0	0	0.00
Himachal Pradesh	0	0	0	0	0	0	0	0.00
Jammu & Kashmir	0	0	0	0	0	0	0	0.00
karnataka	0	0	0	0	0	0	0	0.00
Kerala	9372	0	0	296	8	1341	11016	85.08
Madhya Pradesh	1858	0	0	0	10	40	1908	97.40
Maharastra	0	0	0	0	0	0	0	0.00
Manipur	0	0	0	0	0	0	0	0.00
Meghalaya	0	0	0	0	0	0	0	0.00
Mizoram	0	0	0	0	0	0	0	0.00
Nagaland	0	0	0	0	0	0	0	0.00
Orissa	0	0	0	0	0	0	0	0.00
Punjab	0	0	0	0	0	0	0	0.00
Rajasthan	2842	0	0	105	368	880	4197	67.73
sikkim	0	0	0	0	0	0	0	0.00
Tamil Nadu	2693	0	0	7	21	0	2721	98.97
Tripura	0	0	0	0	0	0	0	0.00
Utter Pradesh	383	0	97	305	0	23	808	47.37
West Bengal	0	0	0	0	0	0	0	0.00
A & N Islands	0	0	0	0	0	0	0	0.00
Chandigarh	0	0	0	0	0	0	0	0.00
D & N Haveli	0	0	0	0	0	0	0	0.00
Daman & Diu	0	0	0	0	0	0	0	0.00
Delhi	0	0	0	0	0	0	0	0.00
Lakshadweep	0	0	0	0	0	0	0	0.00
Pondicherry	0	0	0	0	0	0	0	0.00
INDIA	20612	0	291	1758	505	2615	25780	79.95

**TABLE II - Item-Wise Recurring Income By Sources on Educational Institutions By Type
H - Institutions Imparting Instructions in Diploma/certificate
Courses of School Level(Below Matric Level)
(f) For the Handicapped**

(Rupee in Thousands)

State/Union Territory	Central/ State Govt.	UGC/ University	Local Bodies	Tuition Fees	Hostel Fee/Other fees	Endowment & other	Total Rec.	% of Rec. from Govt. funds(central+state)to Recurring Income
1	2	3	4	5	6	7	8	9
Andhra Pradesh	30970	0	0	60	241	4977	36248	85.44
Arunachal pradesh	0	0	0	0	0	0	0	0.00
Assam	5331	0	0	0	0	734	6065	87.89
Bihar	45180	0	80	0	0	329	45589	99.10
Goa	0	0	0	0	0	0	0	0.00
Gujarat	84555	0	321	79	64	4311	89330	94.65
Haryana	0	0	0	0	0	0	0	0.00
Himachal Pradesh	3123	0	12	0	0	0	3135	99.62
Jammu & Kashmir	0	0	0	0	0	0	0	0.00
karnataka	0	0	0	0	0	0	0	0.00
Kerala	21470	0	1547	25	2831	5264	31137	68.95
Madhya Pradesh	2874	0	2	9	6	316	3207	89.62
Maharastra	0	0	0	0	0	0	0	0.00
Manipur	2134	0	0	0	0	0	2134	100.00
Meghalaya	0	0	0	0	0	0	0	0.00
Mizoram	0	0	0	0	0	0	0	0.00
Nagaland	0	0	0	0	0	0	0	0.00
Orissa	0	0	0	0	0	0	0	0.00
Punjab	2192	0	165	100	40	2830	5327	41.15
Rajasthan	6973	0	0	0	167	986	8125	85.82
sikkim	0	0	0	0	0	0	0	0.00
Tamil Nadu	4558	0	0	0	0	0	4558	100.00
Tripura	3791	0	0	0	0	0	3791	100.00
Utter Pradesh	5953	0	0	33	28	85	6100	97.60
West Bengal	0	0	0	0	0	0	0	0.00
A & N Islands	0	0	0	0	0	0	0	0.00
Chandigarh	0	0	0	0	0	0	0	0.00
D & N Haveli	0	0	0	0	0	0	0	0.00
Daman & Diu	0	0	0	0	0	0	0	0.00
Delhi	0	0	0	0	0	0	0	0.00
Lakshadweep	0	0	0	0	0	0	0	0.00
Pondicherry	2199	0	0	0	0	0	2199	100.00
INDIA	221301	0	2128	306	3377	19833	246944	89.62

TABLE II - Item-Wise Recurring Income By Sources on Educational Institutions By Type
H- Institutions Imparting Instructions In Diploma/certificate
Courses of School Level(Below Matric Level)
(g) Reformatory / Certified

(Rupee in Thousands)

State/Union Territory	Centre/ State Govt.	UGC/ University	Local Bodies	Tuition Fees	Hostel Fee/Other fees	Endowment & other	Total Rec.	% of Rec. from Govt. funds(centre+state)to Recurring Income
1	2	3	4	5	6	7	8	9
Andhra Pradesh	14067	0	0	0	0	87	14153	99.39
Arunachal pradesh	0	0	0	0	0	0	0	0.00
Assam	267	0	0	0	0	0	267	100.00
Bihar	530	0	0	0	0	0	530	100.00
Goa	0	0	0	0	0	0	0	0.00
Gujarat	8973	0	0	0	0	0	8973	100.00
Haryana	0	0	0	0	0	0	0	0.00
Himachal Pradesh	0	0	0	0	0	0	0	0.00
Jammu & Kashmir	0	0	0	0	0	0	0	0.00
karnataka	0	0	0	0	0	0	0	0.00
Kerala	5052	0	0	0	0	0	5052	100.00
Madhya Pradesh	4556	0	0	0	0	0	4556	100.00
Maharashtra	0	0	0	0	0	0	0	0.00
Manipur	0	0	0	0	0	0	0	0.00
Meghalaya	0	0	0	0	0	0	0	0.00
Mizoram	0	0	0	0	0	0	0	0.00
Nagaland	0	0	0	0	0	0	0	0.00
Orissa	0	0	0	0	0	0	0	0.00
Punjab	737	0	0	0	0	0	737	100.00
Rajasthan	0	0	0	0	0	0	0	0.00
sikkim	0	0	0	0	0	0	0	0.00
Tamil Nadu	312900	0	0	9380	1627	57722	381629	81.99
Tripura	0	0	0	0	0	0	0	0.00
Utter Pradesh	0	0	0	0	0	0	0	0.00
West Bengal	0	0	0	0	0	0	0	0.00
A & N Islands	0	0	0	0	0	0	0	0.00
Chandigarh	0	0	0	0	0	0	0	0.00
D & N Haveli	0	0	0	0	0	0	0	0.00
Daman & Diu	0	0	0	0	0	0	0	0.00
Delhi	0	0	0	0	0	0	0	0.00
Lakshadweep	0	0	0	0	0	0	0	0.00
Pondicherry	0	0	0	0	0	0	0	0.00
INDIA	347082	0	0	9380	1627	57809	415897	83.45

TABLE II - Item-Wise Recurring Income By Sources on Educational Institutions By Type
H- Institutions Imparting Instructions in Diploma/certificate
Courses of School Level(Below Matric Level)
(h) Oriental Studies

(Rupee in Thousands)

State/Union Territory	Centre/ State Govt.	UGC/ University	Local Bodies	Tuition Fees	Hostel Fee/Other fees	Endowment & other	Total Rec.	% of Rec. from Govt. funds(centre+state)to Recurring Income
1	2	3	4	5	6	7	8	9
Andhra Pradesh	79200	0	0	4423	772	707	85102	93.07
Arunachal pradesh	0	0	0	0	0	0	0	0.00
Assam	19525	0	0	116	74	382	20097	97.16
Bihar	94977	0	136	10	72	1152	96347	98.58
Goa	0	0	0	0	0	0	0	0.00
Gujarat	7147	0	0	0	0	460	7608	93.95
Haryana	0	0	0	0	0	0	0	0.00
Himachal Pradesh	502	0	0	0	0	0	502	100.00
Jammu & Kashmir	0	0	0	0	0	0	0	0.00
karnataka	27305	0	0	75	201	0	27581	99.00
Kerala	0	0	0	0	0	0	0	0.00
Madhya Pradesh	7202	0	172	0	10	969	8353	86.22
Maharashtra	1342	0	0	206	30	2043	3622	37.07
Manipur	81	0	0	0	0	13	94	86.30
Meghalaya	0	0	0	0	0	0	0	0.00
Mizoram	0	0	0	0	0	0	0	0.00
Nagaland	0	0	0	0	0	0	0	0.00
Orissa	0	0	0	0	0	0	0	0.00
Punjab	0	0	0	0	0	0	0	0.00
Rajasthan	0	0	0	0	0	0	0	0.00
sikkim	0	0	0	0	0	0	0	0.00
Tamil Nadu	13960	0	0	0	0	0	13960	100.00
Tripura	3017	0	0	0	0	0	3017	100.00
Utter Pradesh	37583	0	2378	0	0	4174	44136	85.15
West Bengal	58396	0	0	0	0	0	58396	100.00
A & N Islands	0	0	0	0	0	0	0	0.00
Chandigarh	0	0	0	0	0	0	0	0.00
D & N Haveli	0	0	0	0	0	0	0	0.00
Daman & Diu	0	0	0	0	0	0	0	0.00
Delhi	0	0	0	0	0	0	0	0.00
Lakshadweep	0	0	0	0	0	0	0	0.00
Pondicherry	0	0	0	0	0	0	0	0.00
INDIA	350238	0	2687	4830	1159	9901	368814	94.96

TABLE II - Item-Wise Recurring Income By Sources on Educational Institutions By Type
H- Institutions Imparting Instructions in Diploma/certificate
Courses of School Level(Below Matric Level)
(i) Social (Adult) Education

(Rupee in Thousands)

State/Union Territory	Centre/ State Govt.	UGC/ University	Local Bodies	Tution Fees	Hostel Fee/Other fees	Endowment & other	Total Rec.	% of Rec. from Govt. funds(centra i+state)to Recurring Income
1	2	3	4	5	6	7	8	9
Andhra Pradesh	0	0	0	0	0	0	0	0.00
Arunachal pradesh	5525	0	0	0	0	0	5525	100.00
Assam	0	0	0	0	0	0	0	0.00
Bihar	0	0	0	0	0	0	0	0.00
Goa	0	0	0	0	0	0	0	0.00
Gujarat	0	0	0	0	0	0	0	0.00
Haryana	0	0	0	0	0	0	0	0.00
Himachal Pradesh	7296	0	0	0	0	0	7296	100.00
Jammu & Kashmir	0	0	0	0	0	0	0	0.00
karnataka	0	0	0	0	0	0	0	0.00
Kerala	0	0	0	0	0	0	0	0.00
Madhya Pradesh	44184	0	0	0	0	0	44184	100.00
Maharastra	72710	0	0	0	0	0	72710	100.00
Manipur	0	0	0	0	0	0	0	0.00
Meghalaya	0	0	0	0	0	0	0	0.00
Mizoram	10740	0	0	0	0	0	10740	100.00
Nagaland	12025	0	0	0	0	0	12025	100.00
Orissa	0	0	0	0	0	0	0	0.00
Punjab	0	0	0	0	0	0	0	0.00
Rajasthan	11205	0	0	0	0	0	11205	100.00
sikkim	4300	0	0	0	0	0	4300	100.00
Tamil Nadu	70699	0	0	0	0	0	70699	100.00
Tripura	107183	0	0	0	0	0	107183	100.00
Utter Pradesh	5878	0	0	0	0	0	5878	100.00
West Bengal	0	0	0	0	0	0	0	0.00
A & N Islands	2118	0	0	0	0	0	2118	100.00
Chandigarh	0	0	0	0	0	0	0	0.00
D & N Haveli	0	0	0	0	0	0	0	0.00
Daman & Diu	0	0	0	0	0	0	0	0.00
Delhi	0	0	0	0	0	0	0	0.00
Lakshadweep	767	0	0	0	0	0	767	100.00
Pondicherry	0	0	0	0	0	0	0	0.00
INDIA	354629	0	0	0	0	0	354629	100.00

TABLE II - Item-Wise Recurring Income By Sources on Educational Institutions By Type
H - Institutions imparting instructions in Diploma/certificate
Courses of School Level(Below Matric Level)
(j) Others

(Rupee in Thousands)

State/Union Territory	Centre/ State Govt.	UGC/ University	Local Bodies	Tution Fees	Hostel Fee/Other fees	Endowment & other	Total Rec.	% of Rec. from Govt. funds(centre+state)to Recurring Income
1	2	3	4	5	6	7	8	9
Andhra Pradesh	0	0	0	0	0	0	0	0.00
Arunachal pradesh	0	0	0	0	0	0	0	0.00
Assam	4789	0	0	665	50	36	5540	86.44
Bihar	324	0	0	0	0	0	324	100.00
Goa	0	0	0	0	0	0	0	0.00
Gujarat	0	0	0	0	0	0	0	0.00
Haryana	0	0	0	0	0	0	0	0.00
Himachal Pradesh	1933	0	0	0	0	0	1933	100.00
Jammu & Kashmir	0	0	0	0	0	0	0	0.00
karnataka	0	0	0	0	0	0	0	0.00
Kerala	0	0	0	0	0	0	0	0.00
Madhya Pradesh	28671	0	0	0	0	0	28671	100.00
Maharashtra	20	0	5	8	1	59	94	21.70
Manipur	833	0	0	15	6	97	951	87.59
Meghalaya	0	0	0	0	0	0	0	0.00
Mizoram	0	0	0	0	0	0	0	0.00
Nagaland	27703	0	0	0	0	0	27703	100.00
Orissa	0	0	0	0	0	0	0	0.00
Punjab	0	0	0	0	0	0	0	0.00
Rajasthan	0	0	0	0	0	0	0	0.00
sikkim	9375	0	0	0	0	0	9375	100.00
Tamil Nadu	0	0	0	0	0	0	0	0.00
Tripura	0	0	0	0	0	0	0	0.00
Utter Pradesh	370972	0	0	0	0	0	370972	100.00
West Bengal	0	0	0	0	0	0	0	0.00
A & N Islands	0	0	0	0	0	0	0	0.00
Chandigarh	0	0	0	0	0	0	0	0.00
D & N Haveli	0	0	0	0	0	0	0	0.00
Daman & Diu	0	0	0	0	0	0	0	0.00
Delhi	0	0	0	0	0	0	0	0.00
Lakshadweep	0	0	0	0	0	0	0	0.00
Pondicherry	0	0	0	0	0	0	0	0.00
INDIA	444620	0	5	688	57	192	445562	99.79

**TABLE II - Item-Wise Recurring Income By Sources on Educational Institutions By Type
H- Institutions Imparting Instructions in Diploma/certificate
Courses of School Level(Below Matric Level)
Total (a to j)**

(Rupee in Thousands)

State/Union Territory	Centre/ State Govt.	UGC/ University	Local Bodies	Tution Fees	Hostel Fee/Other fees	Endowment & other	Total Rec.	% of Rec. from Govt. funds(centra l+state)to Recurring Income
1	2	3	4	5	6	7	8	9
Andhra Pradesh	124237	0	0	4483	1012	5771	135503	91.69
Arunachal pradesh	5525	0	0	0	0	0	5525	100.00
Assam	37291	0	83	1006	157	1431	39968	93.30
Bihar	145102	0	217	10	357	1923	147608	98.30
Goa	1885	0	0	422	38	21	2367	79.63
Gujarat	205063	0	432	2571	1440	5574	215079	95.34
Haryana	0	0	0	0	0	0	0	0.00
Himachal Pradesh	59674	0	12	361	602	0	60648	98.39
Jammu & Kashmir	1468	0	0	0	264	0	1732	84.76
karnataka	54235	0	0	1005	9262	0	64502	84.08
Kerala	165245	0	2577	28482	16993	10065	223363	73.98
Madhya Pradesh	204990	0	174	761	75	1455	207455	98.81
Maharashtra	307048	0	10628	50156	16402	38200	422434	72.69
Manipur	7400	0	0	15	6	110	7531	98.26
Meghalaya	21377	0	0	28	44	98	21548	99.21
Mizoram	28525	0	0	0	0	0	28525	100.00
Nagaland	43990	0	0	0	0	0	43990	100.00
Orissa	0	0	0	0	0	0	0	0.00
Punjab	50787	0	575	1135	870	4002	57369	88.53
Rajasthan	21421	0	0	105	535	1931	23993	89.28
sikkim	20185	0	0	0	0	0	20185	100.00
Tamil Nadu	429833	102	0	9387	3660	58022	501004	85.79
Tripura	115268	0	0	0	0	0	115268	100.00
Utter Pradesh	561714	0	2574	734	559	4679	570261	98.50
West Bengal	129326	0	0	0	0	0	129326	100.00
A & N Islands	2118	0	0	0	0	0	2118	100.00
Chandigarh	0	0	0	0	0	0	0	0.00
D & N Haveli	0	0	0	0	0	0	0	0.00
Daman & Diu	0	0	0	0	0	0	0	0.00
Delhi	0	0	0	0	0	0	0	0.00
Lakshadweep	767	0	0	0	0	0	767	100.00
Pondicherry	2216	0	0	77	45	34	2372	93.42
INDIA	2746690	102	17272	100738	52323	133316	3050441	90.04

TABLE II - Item-Wise Recurring income By Sources on Educational Institutions By Type
I. Directorate and Inspectorate

(Rupee in Thousands)

State/Union Territory	Centre/ State Govt.	UGC/ University	Local Bodies	Tuition Fees	Hostel Fee/Other fees	Endowment & other	Total Rec.	% of Rec. from Govt. funds (central+state) to Recurring Income
1	2	3	4	5	6	7	8	9
Andhra Pradesh	146435	0	0	0	0	0	146435	100.00
Arunachal pradesh	49318	0	0	0	0	0	49318	100.00
Assam	189268	0	0	0	0	430	189699	99.77
Bihar	1062461	0	0	0	0	63739	1126200	94.34
Goa	2600	0	0	0	0	0	2600	100.00
Gujarat	200588	0	0	0	0	0	200588	100.00
Haryana	138399	0	0	0	0	0	138399	100.00
Himachal Pradesh	108377	0	0	0	0	0	108377	100.00
Jammu & Kashmir	0	0	0	0	0	0	0	0.00
karnataka	71154	0	0	0	0	0	71154	100.00
Kerala	229801	0	0	0	0	0	229801	100.00
Madhya Pradesh	864642	0	0	0	0	0	864642	100.00
Maharashtra	200157	0	0	0	0	0	200157	100.00
Manipur	55991	0	0	0	0	0	55991	100.00
Meghalaya	34767	0	0	0	0	0	34767	100.00
Mizoram	33833	0	0	0	0	560	34394	98.37
Nagaland	45158	0	0	0	0	0	45158	100.00
Orissa	35462	0	0	0	0	0	35462	100.00
Punjab	958297	0	0	0	915	12371	971583	98.63
Rajasthan	408756	0	0	0	6572	0	415329	98.42
sikkim	30925	0	0	0	0	0	30925	100.00
Tamil Nadu	569845	0	0	0	0	0	569845	100.00
Tripura	147655	0	0	0	0	0	147655	100.00
Utter Pradesh	5098934	0	3625	0	0	7564	5110124	99.78
West Bengal	198986	0	0	0	0	0	198986	100.00
A & N Islands	12160	0	0	0	0	0	12160	100.00
Chandigarh	0	0	0	0	0	0	0	0.00
D & N Haveli	4589	0	0	0	0	0	4589	100.00
Daman & Diu	0	0	0	0	0	0	0	0.00
Delhi	0	0	0	0	0	0	0	0.00
Lakshadweep	2308	0	0	0	0	0	2308	100.00
Pondicherry	21943	0	0	0	0	0	21943	100.00
INDIA	10922811	0	3625	0	7487	84665	11018589	99.13

TABLE II - Item-Wise Recurring Income By Sources on Educational Institutions By Type
Grand Total - J(A to I)

(Rupee in Thousands)

State/Union Territory	Centre/ State Govt.	UGC/ University	Local Bodies	Tuition Fees	Hostel Fee/Other fees	Endowment & other	Total Rec.	% of Rec. from Govt. funds (central+state) to Recurring Income
1	2	3	4	5	6	7	8	9
Andhra Pradesh	16702519	0	0	1393993	301931	703630	19102073	87.44
Arunachal pradesh	657793	0	0	0	0	0	657793	100.00
Assam	7563266	0	62456	15167	138616	158470	7937975	95.28
Bihar	16838902	62519	34500	25956	205452	297017	17464346	96.42
Goa	744553	5465	1214	16571	17357	7601	792760	93.92
Gujarat	15615796	0	1128339	78424	163506	694568	17680633	88.32
Haryana	5671281	0	13375	196838	342322	212593	6436409	88.11
Himachal Pradesh	3243395	0	13038	113584	159381	81459	3610858	89.82
Jammu & Kashmir	2995534	0	28389	802	10133	49053	3083911	97.13
karnataka	6034407	0	48041	2014918	283565	42482	8423413	71.64
Kerala	10659677	0	14728	280824	115445	128263	11198736	95.19
Madhya Pradesh	14554946	0	32497	132938	69607	318656	15108644	96.34
Maharastra	24033877	2044	10685623	357787	571605	3591817	39242754	61.24
Manipur	1146338	0	0	7142	20640	27327	1201448	95.41
Meghalaya	741318	0	0	23120	16545	97695	878678	84.37
Mizoram	856912	0	0	0	506	2426	859845	99.66
Nagaland	782547	0	0	8772	125	8849	800292	97.78
Orissa	2639632	194	32289	3246	5443	26907	2757911	97.53
Punjab	9024621	9008	28986	338844	386921	383953	10172333	88.72
Rajasthan	12826837	0	556477	49374	143599	114425	13690712	93.69
sikkim	552795	0	0	0	0	0	552795	100.00
Tamil Nadu	15920890	58213	52983	578597	103897	120851	16835431	94.57
Tripura	1663107	0	140136	271	5434	1062	1810009	91.88
Utter Pradesh	29228678	0	1079809	392118	250443	324001	31275048	93.46
West Bengal	16660300	0	0	0	0	0	16660300	100.00
A & N Islands	413922	0	0	0	0	0	413922	100.00
Chandigarh	257812	0	0	2738	919	15120	276589	93.21
D & N Haveli	57318	0	0	0	0	0	57318	100.00
Daman & Diu	35682	0	6095	621	56	14	42468	84.02
Delhi	3935124	0	1619364	2160157	1900857	410104	10025606	39.25
Lakshadweep	89830	0	0	0	0	0	89830	100.00
Pondicherry	421846	0	259	41115	1037	29693	493950	85.40
INDIA	222621657	137443	15578597	8233719	5215341	7848035	259634792	85.74

TABLE III - INCOME (NON - RECURRING) By SOURCES AND TYPE OF INSTITUTIONS

A - Boards of Intermediate and/or Secondary Education

(Rupee in Thousands)

State/union Territory	Centre/ State Govt.	UGC/ University	Local Bodies	Other Sources	Total Non-Rec.	% of Rec. from Govt. funds (central + state) to total Non-Rec. Income
1	2	4	6	7	8	9
Andhra Pradesh	0	0	0	0	0	0.00
Arunachal pradesh	0	0	0	0	0	0.00
Assam	6539	0	0	2188	8727	74.93
Bihar	0	0	0	27333	27333	0.00
Goa	0	0	0	0	0	0.00
Gujarat	0	0	0	1432	1432	0.00
Haryana	0	0	0	0	0	0.00
Himachal Pradesh	9963	0	0	0	9963	100.00
Jammu & Kashmir	0	0	0	0	0	0.00
karnataka	0	0	0	0	0	0.00
Kerala	0	0	0	0	0	0.00
Madhya Pradesh	0	0	0	0	0	0.00
Maharashtra	0	0	0	0	0	0.00
Manipur	0	0	0	0	0	0.00
Meghalaya	0	0	0	0	0	0.00
Mizoram	0	0	0	0	0	0.00
Nagaland	0	0	0	3500	3500	0.00
Orissa	0	0	0	0	0	0.00
Punjab	0	0	0	0	0	0.00
Rajasthan	0	0	0	0	0	0.00
sikkim	0	0	0	0	0	0.00
Tamil Nadu	0	0	0	0	0	0.00
Tripura	0	0	0	0	0	0.00
Utter Pradesh	0	0	0	0	0	0.00
West Bengal	0	0	0	0	0	0.00
A & N Islands	0	0	0	0	0	0.00
Chandigarh	0	0	0	0	0	0.00
D & N Haveli	0	0	0	0	0	0.00
Daman & Diu	0	0	0	0	0	0.00
Delhi	0	0	0	0	0	0.00
Lakshadweep	0	0	0	0	0	0:00
Pondicherry	0	0	0	0	0	0.00
INDIA	16502	0	0	34453	50955	32.38

TABLE III - INCOME (NON - RECURRING) By SOURCES AND TYPE OF INSTITUTIONS
B -Intermediate/pre-Degree/Jr. Colleges

(Rupee in Thousands)

State/union Territory	Centre/ State Govt.	UGC/ University	Local Bodies	Other Sources	Total Non-Rec.	% of Rec. from Govt. funds (central+state) to total Non-Rec. Income
1	2	4	6	7	8	9
Andhra Pradesh	16815	0	0	68183	84997	19.78
Arunachal pradesh	0	0	0	0	0	0.00
Assam	1306	0	241	1269	2817	46.36
Bihar	619	8	0	726	1353	45.78
Goa	0	0	0	0	0	0.00
Gujarat	0	0	0	0	0	0.00
Haryana	0	0	0	0	0	0.00
Himachal Pradesh	0	0	0	0	0	0.00
Jammu & Kashmir	0	0	0	0	0	0.00
karnataka	0	0	0	0	0	0.00
Kerala	0	0	0	0	0	0.00
Madhya Pradesh	0	0	0	0	0	0.00
Maharastra	3582	807	4089	68900	77377	4.63
Manipur	0	0	0	0	0	0.00
Meghalaya	0	0	0	0	0	0.00
Mizoram	0	0	0	0	0	0.00
Nagaland	0	0	0	0	0	0.00
Orissa	4067	742	4102	15475	24386	16.68
Punjab	0	0	0	0	0	0.00
Rajasthan	0	0	0	0	0	0.00
sikkim	0	0	0	0	0	0.00
Tamil Nadu	0	0	0	0	0	0.00
Tripura	0	0	0	0	0	0.00
Utter Pradesh	0	0	0	0	0	0.00
West Bengal	0	0	0	0	0	0.00
A & N Islands	0	0	0	0	0	0.00
Chandigarh	0	0	0	0	0	0.00
D & N Haveli	0	0	0	0	0	0.00
Daman & Diu	0	0	0	0	0	0.00
Delhi	0	0	0	0	0	0.00
Lakshadweep	0	0	0	0	0	0.00
Pondicherry	0	0	0	0	0	0.00
INDIA	26389	1557	8432	154552	190930	13.82

TABLE III - INCOME (NON - RECURRING) By SOURCES AND TYPE OF INSTITUTIONS
C-Higher Secondary Schools(10+2 pattern)
(I)Higher Secondary Schools with Academic Streams
(Rupee in Thousands)

State/union Territory	Centre/ State Govt.	UGC/ University	Local Bodies	Other Sources	Total Non-Rec.	% of Rec. from Govt. funds(central+state)to total Non-Rec. Income
1	2	4	6	7	8	9
Andhra Pradesh	2269	0	0	9199	11468	19.78
Arunachal pradesh	10091	0	0	0	10091	100.00
Assam	13353	0	300	3003	16656	80.17
Bihar	556	7	0	651	1214	45.78
Goa	1604	5	146	21	1775	90.35
Gujarat	106721	0	15130	63922	185773	57.45
Haryana	13823	0	505	5109	19437	71.12
Himachal Pradesh	7908	0	764	3319	11991	65.95
Jammu & Kashmir	19947	1854	0	602	22403	89.04
karnataka	11922	0	1437	1427	14786	80.63
Kerala	3408	0	3	28317	31729	10.74
Madhya Pradesh	8312	0	801	7281	16393	50.70
Maharastra	153339	0	61166	262756	477261	32.13
Manipur	24416	0	0	1151	25567	95.50
Meghalaya	4378	0	0	1495	5873	74.54
Mizoram	2783	0	0	0	2783	99.99
Nagaland	0	0	0	3731	3731	0.00
Orissa	1969	359	1986	7493	11809	16.68
Punjab	7117	0	0	6523	13640	52.18
Rajasthan	23463	0	0	1513	24976	93.94
sikkim	4483	0	0	0	4483	100.00
Tamil Nadu	0	0	0	0	0	0.00
Tripura	34231	0	0	0	34231	100.00
Uter Pradesh	129297	0	7579	7895	144772	89.31
West Bengal	22000	0	0	0	22000	100.00
A & N Islands	27325	0	0	0	27325	100.00
Chandigarh	0	0	0	0	0	0.00
D & N Haveli	5588	0	0	0	5588	100.00
Daman & Diu	0	0	0	0	0	0.00
Delhi	8265	0	0	6875	15140	54.59
Lakshadweep	7611	0	0	0	7611	100.00
Pondicherry	4445	0	0	2210	6655	66.79
INDIA	660625	2225	89816	424495	1177160	56.12

TABLE III - INCOME (NON - RECURRING) By SOURCES AND TYPE OF INSTITUTIONS
C-Higher Secondary Schools(10+2 pattern)
(ii)Higher Secondary Schools with vocational Streams
(Rupee in Thousands)

State/union Territory	Centre/ State Govt.	UGC/ University	Local Bodies	Other Sources	Total Non-Rec.	% of Rec. from Govt. funds(central+state)to total Non-Rec. Income
1	2	4	6	7	8	9
Andhra Pradesh	0	0	0	0	0	0.00
Arunachal pradesh	0	0	0	0	0	0.00
Assam	0	0	0	0	0	0.00
Bihar	0	0	0	0	0	0.00
Goa	0	0	0	0	0	0.00
Gujarat	11297	0	0	13126	24423	46.26
Haryana	0	0	0	0	0	0.00
Himachal Pradesh	0	0	0	0	0	0.00
Jammu & Kashmir	0	0	0	0	0	0.00
karnataka	0	0	0	0	0	0.00
Kerala	1574	0	0	3496	5070	31.04
Madhya Pradesh	0	0	0	0	0	0.00
Maharastra	0	0	0	0	0	0.00
Manipur	0	0	0	0	0	0.00
Meghalaya	0	0	0	0	0	0.00
Mizoram	0	0	0	0	0	0.00
Nagaland	0	0	0	0	0	0.00
Orissa	1522	278	1536	5793	9129	16.68
Punjab	829	0	0	733	1563	53.07
Rajasthan	0	0	0	0	0	0.00
sikkim	361	0	0	0	361	100.00
Tamil Nadu	0	0	0	0	0	0.00
Tripura	0	0	0	0	0	0.00
Utter Pradesh	0	0	0	0	0	0.00
West Bengal	0	0	0	0	0	0.00
A & N Islands	0	0	0	0	0	0.00
Chandigarh	0	0	0	0	0	0.00
D & N Haveli	0	0	0	0	0	0.00
Daman & Diu	0	0	0	0	0	0.00
Delhi	0	0	0	0	0	0.00
Lakshadweep	0	0	0	0	0	0.00
Pondicherry	78	0	0	0	78	100.00
INDIA	15662	278	1536	23149	40624	38.55

TABLE III - INCOME (NON - RECURRING) By SOURCES AND TYPE OF INSTITUTIONS
C-Higher Secondary Schools(10+2 pattern)
(iii)Higher Secondary Schools with vocational and Academic Streams
(Rupee in Thousands)

State/union Territory	Centre/ State Govt.	UGC/ University	Local Bodies	Other Sources	Total Non-Rec.	% of Rec. from Govt. funds(central+state) to total Non-Rec. Income
1	2	4	6	7	8	9
Andhra Pradesh	0	0	0	0	0	0.00
Arunachal pradesh	0	0	0	0	0	0.00
Assam	0	0	0	0	0	0.00
Bihar	0	0	0	0	0	0.00
Goa	12	3	0	560	576	2.08
Gujarat	6618	0	952	6554	14124	46.86
Haryana	0	0	0	0	0	0.00
Himachal Pradesh	194	0	0	0	194	100.00
Jammu & Kashmir	0	0	0	0	0	0.00
karnataka	0	0	0	0	0	0.00
Kerala	0	0	0	0	0	0.00
Madhya Pradesh	0	0	0	0	0	0.00
Maharastra	0	0	0	0	0	0.00
Manipur	0	0	0	0	0	0.00
Meghalaya	0	0	0	0	0	0.00
Mizoram	0	0	0	0	0	0.00
Nagaland	0	0	0	0	0	0.00
Orissa	0	0	0	0	0	0.00
Punjab	0	0	0	0	0	0.00
Rajasthan	4623	0	0	298	4921	93.94
sikkim	0	0	0	0	0	0.00
Tamil Nadu	50954	0	339	34564	85857	59.35
Tripura	0	0	0	0	0	0.00
Utter Pradesh	0	0	0	0	0	0.00
West Bengal	0	0	0	0	0	0.00
A & N Islands	1566	0	0	0	1566	100.00
Chandigarh	0	0	0	0	0	0.00
D & N Haveli	0	0	0	0	0	0.00
Daman & Diu	0	0	0	0	0	0.00
Delhi	0	0	0	0	0	0.00
Lakshadweep	0	0	0	0	0	0.00
Pondicherry	5434	0	0	638	6072	89.49
INDIA	69400	3	1291	42614	113309	61.25

TABLE III - INCOME (NON - RECURRING) By SOURCES AND TYPE OF INSTITUTIONS
Total C (I to iii) (10+2 pattern)

(Rupee in Thousands)

State/union Territory	Centre/ State Govt.	UGC/ University	Local Bodies	Other Sources	Total Non-Rec.	% of Rec. from Govt. funds(central+state) to total Non-Rec. Income
1	2	4	6	7	8	9
Andhra Pradesh	2269	0	0	9199	11468	19.78
Arunachal Pradesh	10091	0	0	0	10091	100.00
Assam	13353	0	300	3003	16656	80.17
Bihar	556	7	0	651	1214	45.78
Goa	1616	8	146	581	2351	68.73
Gujarat	124637	0	16082	83602	224320	55.56
Haryana	13823	0	505	5109	19437	71.12
Himachal Pradesh	8102	0	764	3319	12185	66.49
Jammu & Kashmir	19947	1854	0	602	22403	89.04
Karnataka	11922	0	1437	1427	14786	80.63
Kerala	4982	0	3	31813	36799	13.54
Madhya Pradesh	8312	0	801	7281	16393	50.70
Maharashtra	153339	0	61166	262756	477261	32.13
Manipur	24416	0	0	1151	25567	95.50
Meghalaya	4378	0	0	1495	5873	74.54
Mizoram	2783	0	0	0	2783	99.99
Nagaland	0	0	0	3731	3731	0.00
Orissa	3492	637	3522	13286	20938	16.68
Punjab	7947	0	0	7256	15203	52.27
Rajasthan	28086	0	0	1811	29897	93.94
Sikkim	4844	0	0	0	4844	100.00
Tamil Nadu	50954	0	339	34564	85857	59.35
Tripura	34231	0	0	0	34231	100.00
Uttar Pradesh	129297	0	7579	7895	144772	89.31
West Bengal	22000	0	0	0	22000	100.00
A & N Islands	28891	0	0	0	28891	100.00
Chandigarh	0	0	0	0	0	0.00
D & N Haveli	5588	0	0	0	5588	100.00
Daman & Diu	0	0	0	0	0	0.00
Delhi	8265	0	0	6875	15140	54.59
Lakshadweep	7611	0	0	0	7611	100.00
Pondicherry	9957	0	0	2848	12805	77.76
INDIA	746688	2506	92642	490257	1331093	56.02

TABLE III - INCOME (NON - RECURRING) By SOURCES AND TYPE OF INSTITUTIONS
D - High/post Basic Schools

(Rupee in Thousands)

State/union Territory	Centre/ State Govt.	UGC/ University	Local Bodies	Other Sources	Total Non-Rec.	% of Rec. from Govt. funds(central+state)to total Non-Rec. Income
1	2	4	6	7	8	9
Andhra Pradesh	12200	0	0	23006	35206	34.65
Arunachal pradesh	16951	0	0	0	16951	100.00
Assam	17072	0	1410	11776	30258	56.42
Bihar	7817	0	144	6747	14709	53.15
Goa	1770	134	940	3001	5846	30.29
Gujarat	52596	0	9461	54997	117053	44.93
Haryana	10159	0	383	24780	35322	28.76
Himachal Pradesh	7141	0	3003	9030	19175	37.24
Jammu & Kashmir	31425	0	0	357	31782	98.88
karnataka	24097	0	2904	2885	29886	80.63
Kerala	16959	0	1030	51386	69375	24.45
Madhya Pradesh	6158	0	913	6362	13432	45.84
Maharastra	187071	0	46566	614062	847699	22.07
Manipur	20480	0	0	2428	22908	89.40
Meghalaya	21066	0	0	4343	25409	82.91
Mizoram	40729	0	0	2	40731	99.99
Nagaland	0	0	0	45000	45000	0.00
Orissa	632000	0	0	13310	645310	97.94
Punjab	13657	0	0	5150	18807	72.61
Rajasthan	56214	0	0	1084	57298	98.11
sikkim	8156	0	0	0	8156	100.00
Tamil Nadu	27488	0	227	4353	32068	85.72
Tripura	25672	0	0	0	25672	100.00
Utter Pradesh	27092	0	571	4734	32397	83.62
West Bengal	47100	0	0	0	47100	100.00
A & N Islands	22675	0	0	0	22675	100.00
Chandigarh	0	0	0	0	0	0.00
D & N Haveli	6292	0	0	0	6292	100.00
Daman & Diu	11	0	0	0	11	100.00
Delhi	1681	0	0	0	1681	100.00
Lakshadweep	1592	0	0	0	1592	100.00
Pondicherry	10150	0	0	1221	11371	89.26
INDIA	1363470	134	67553	890015	2311173	58.56

TABLE III - INCOME (NON - RECURRING) By SOURCES AND TYPE OF INSTITUTIONS
E - Middle/senior Basic Schools

(Rupee in Thousands)

State/union Territory	Centre/ State Govt.	UGC/ University	Local Bodies	Other Sources	Total Non-Rec.	% of Rec. from Govt. funds(central+state) to total Non-Rec. Income
1	2	4	6	7	8	9
Andhra Pradesh	5426		0	11301	16727	32.44
Arunachal pradesh	63148		0	0	63148	100.00
Assam	116519		66	2589	119173	97.77
Bihar	13543		199	1891	15633	86.63
Goa	55		15	68	138	39.77
Gujarat	511611		25944	17752	555307	92.13
Haryana	3903		366	1451	5720	68.23
Himachal Pradesh	177		0	1379	1556	11.37
Jammu & Kashmir	40058		0	721	40779	98.23
karnataka	140069		634200	1593	775862	18.05
Kerala	29885		2363	11095	43342	68.95
Madhya Pradesh	9120		320	14112	23552	38.72
Maharastra	50093		13914	17567	81574	61.41
Manipur	27172		0	986	28158	96.50
Meghalaya	9541		0	2500	12041	79.24
Mizoram	10010		0	991	11001	90.99
Nagaland	0		0	40056	40056	0.00
Orissa	1193757		0	0	1193757	100.00
Punjab	2682		34	3554	6270	42.77
Rajasthan	52037		0	2620	54657	95.21
sikkim	7000		0	0	7000	100.00
Tamil Nadu	0		0	0	0	0.00
Tripura	22348		0	0	22348	100.00
Utter Pradesh	49257		6513	9103	64873	75.93
West Bengal	0		0	0	0	0.00
A & N Islands	22000		0	0	22000	100.00
Chandigarh	0		0	0	0	0.00
D & N Haveli	18225		0	0	18225	100.00
Daman & Diu	0		0	0	0	0.00
Delhi	1993		0	59395	61388	3.25
Lakshadweep	3117		0	0	3117	100.00
Pondicherry	9311		0	1176	10487	88.79
INDIA	2412057	0	683935	201897	3297890	73.14

TABLE III - INCOME (NON - RECURRING) By SOURCES AND TYPE OF INSTITUTIONS
F - Primary/Junior Basic Schools

(Rupee in Thousands)

State/union Territory	Centre/ State Govt.	UGC/ University	Local Bodies	Other Sources	Total Non-Rec.	% of Rec. from Govt. funds(central+state) to total Non-Rec. Income
1	2	4	6	7	8	9
Andhra Pradesh	44308		0	16681	60989	72.65
Arunachal Pradesh	54978		0	0	54978	100.00
Assam	236404		6658	15279	258341	91.51
Bihar	35891		18	783	36692	97.82
Goa	277		33	135	444	62.34
Gujarat	22967		5661	6390	35018	65.59
Haryana	6100		0	305	6404	95.24
Himachal Pradesh	9583		20	1522	11125	86.14
Jammu & Kashmir	67308		0	978	68286	98.57
Karnataka	10954		147	523	11624	94.24
Kerala	37766		1357	5891	45014	83.90
Madhya Pradesh	14029		153	4104	18285	76.72
Maharashtra	37789		10497	13252	61539	61.41
Manipur	5626		0	646	6272	89.70
Meghalaya	26628		0	2572	29200	91.19
Mizoram	25815		0	1982	27796	92.87
Nagaland	0		0	68217	68217	0.00
Orissa	3769735		0	0	3769735	100.00
Punjab	9557		0	861	10417	91.74
Rajasthan	36243		0	9733	45976	78.83
Sikkim	8600		0	0	8600	100.00
Tamil Nadu	0		0	0	0	0.00
Tripura	42177		2506	0	44683	94.39
Uttar Pradesh	184633		11672	2014	198319	93.10
West Bengal	0		0	0	0	0.00
A & N Islands	36800		0	0	36800	100.00
Chandigarh	0		0	0	0	0.00
D & N Haveli	9215		0	0	9215	100.00
Daman & Diu	0		0	0	0	0.00
Delhi	0		241436	0	241436	0.00
Lakshadweep	0		0	0	0	0.00
Pondicherry	10411		0	1093	11504	90.50
INDIA	4743793	0	280158	152959	5176911	91.83

TABLE III - INCOME (NON - RECURRING) By SOURCES AND TYPE OF INSTITUTIONS
G - Pre-primary/pre-Basic Schools

(Rupee in Thousands)

State/union Territory	Centre/ State Govt.	UGC/ University	Local Bodies	Other Sources	Total Non-Rec.	% of Rec. from Govt. funds(central+state) to total-Non-Rec. Income
1	2	4	6	7	8	9
Andhra Pradesh	0		0	2	2	0.00
Arunachal pradesh	70		0	0	70	100.00
Assam	260		0	0	260	100.00
Bihar	0		0	0	0	0.00
Goa	0		0	0	0	0.00
Gujarat	200		1004	1048	2253	8.90
Haryana	0		0	0	0	0.00
Himachal Pradesh	4		0	0	4	100.00
Jammu & Kashmir	0		0	0	0	0.00
karnataka	0		0	0	0	0.00
Kerala	0		0	0	0	0.00
Madhya Pradesh	0		0	66	66	0.00
Maharashtra	6208		1724	2177	10110	61.41
Manipur	0		0	0	0	0.00
Meghalaya	0		0	0	0	0.00
Mizoram	0		0	0	0	0.00
Nagaland	0		0	0	0	0.00
Orissa	0		0	0	0	0.00
Punjab	0		0	0	0	0.00
Rajasthan	62		0	0	62	100.00
sikkim	0		0	0	0	0.00
Tamil Nadu	0		0	0	0	0.00
Tripura	4876		0	0	4876	100.00
Utter Pradesh	7		0	45	52	12.91
West Bengal	0		0	0	0	0.00
A & N Islands	1200		0	0	1200	100.00
Chandigarh	0		0	0	0	0.00
D & N Haveli	0		0	0	0	0.00
Daman & Dju	0		0	0	0	0.00
Delhi	0		0	0	0	0.00
Lakshadweep	0		0	0	0	0.00
Pondicherry	0		0	315	315	0.00
INDIA	12887	0	2729	3653	19269	66.88

TABLE III - INCOME (NON - RECURRING) By SOURCES AND TYPE OF INSTITUTIONS
Total of Elementary Education(E,F,G)

(Rupee in Thousands)

State/union Territory	Centre/ State Govt.	UGC/ University	Local Bodies	Other Sources	Total Non-Rec.	% of Rec. from Govt. funds(central+state) to total Non-Rec. Income
1	2	4	6	7	8	9
Andhra Pradesh	49734	0	0	27983	77717	63.99
Arunachal pradesh	118196	0	0	0	118196	100.00
Assam	353183	0	6724	17867	377774	93.49
Bihar	49434	0	218	2674	52325	94.47
Goa	332	0	48	202	582	57.00
Gujarat	534778	0	32610	25191	592579	90.25
Haryana	10003	0	366	1755	12124	82.50
Himachal Pradesh	9763	0	20	2901	12685	76.97
Jammu & Kashmir	107366	0	0	1598	109064	98.44
karnataka	151023	0	634347	2116	787486	19.18
Kerala	67650	0	3720	16985	88356	76.57
Madhya Pradesh	23149	0	472	18282	41903	55.24
Maharastra	94090	0	26136	32997	153223	61.41
Manipur	32799	0	0	1632	34430	95.26
Meghalaya	36170	0	0	5072	41242	87.70
Mizoram	35825	0	0	2973	38798	92.34
Nagaland	0	0	0	108273	108273	0.00
Orissa	4963492	0	0	0	4963492	100.00
Punjab	12238	0	34	4414	16687	73.34
Rajasthan	88342	0	0	12353	100694	87.73
sikkim	15600	0	0	0	15600	100.00
Tamil Nadu	0	0	0	0	0	0.00
Tripura	69401	0	2506	0	71907	96.51
Utter Pradesh	233896	0	18185	11162	263244	88.85
West Bengal	0	0	0	0	0	0.00
A & N Islands	60000	0	0	0	60000	100.00
Chandigarh	0	0	0	0	0	0.00
D & N Haveli	27440	0	0	0	27440	100.00
Daman & Diu	0	0	0	0	0	0.00
Delhi	1993	0	241436	59395	302824	0.66
Lakshadweep	3117	0	0	0	3117	100.00
Pondicherry	19722	0	0	2584	22306	88.42
INDIA	7168737	0	966822	358510	8494069	84.40

TABLE III - INCOME (NON - RECURRING) By SOURCES AND TYPE OF INSTITUTIONS
H- Institutions Imparting Instructions in Diploma/certificate
Courses of Schools Level(Below Matric Level
(a) Agriculture & Forestry

(Rupee in Thousands)

State/union Territory	Centre/ State Govt.	UGC/ University	Local Bodies	Other Sources	Total Non-Rec.	% of Rec. from Govt. funds(central+state)to total Non-Rec. Income
1	2	4	6	7	8	9
Andhra Pradesh	0	0	0	0	0	0.00
Arunachal pradesh	0	0	0	0	0	0.00
Assam	0	0	0	0	0	0.00
Bihar	0	0	0	0	0	0.00
Goa	0	0	0	0	0	0.00
Gujarat	0	0	0	0	0	0.00
Haryana	0	0	0	0	0	0.00
Himachal Pradesh	0	0	0	0	0	0.00
Jammu & Kashmir	0	0	0	0	0	0.00
karnataka	0	0	0	0	0	0.00
Kerala	0	0	0	0	0	0.00
Madhya Pradesh	0	0	0	0	0	0.00
Maharastra	0	0	0	0	0	0.00
Manipur	0	0	0	0	0	0.00
Meghalaya	0	0	0	0	0	0.00
Mizoram	0	0	0	0	0	0.00
Nagaland	0	0	0	0	0	0.00
Orissa	0	0	0	0	0	0.00
Punjab	0	0	0	0	0	0.00
Rajasthan	0	0	0	0	0	0.00
sikkim	0	0	0	0	0	0.00
Tamil Nadu	0	0	0	0	0	0.00
Tripura	0	0	0	0	0	0.00
Utter Pradesh	0	0	0	0	0	0.00
West Bengal	0	0	0	0	0	0.00
A & N Islands	0	0	0	0	0	0.00
Chandigarh	0	0	0	0	0	0.00
D & N Haveli	0	0	0	0	0	0.00
Daman & Diu	0	0	0	0	0	0.00
Delhi	0	0	0	0	0	0.00
Lakshadweep	0	0	0	0	0	0.00
Pondicherry	0	0	0	0	0	0.00
INDIA	0	0	0	0	0	0.00

TABLE III - INCOME (NON - RECURRING) By SOURCES AND TYPE OF INSTITUTIONS
H- Institutions Imparting instructions in Diploma/certificate
Courses of School Level(Below Matric Level)
(b)Medicine(Nursing & Midwifery)

(Rupee in Thousands)

State/union Territory	Centre/ State Govt.	UGC/ University	Local Bodies	Other Sources	Total Non-Rec.	% of Rec. from Govt. funds(central+state)to total Non-Rec. Income
1	2	4	6	7	8	9
Andhra Pradesh	0	0	0	0	0	0.00
Arunachal pradesh	0	0	0	0	0	0.00
Assam	0	0	0	0	0	0.00
Bihar	0	0	0	0	0	0.00
Goa	0	0	0	0	0	0.00
Gujarat	0	0	0	0	0	0.00
Haryana	0	0	0	0	0	0.00
Himachal Pradesh	0	0	0	0	0	0.00
Jammu & Kashmir	0	0	0	0	0	0.00
karnataka	0	0	0	0	0	0.00
Kerala	0	0	0	0	0	0.00
Madhya Pradesh	0	0	0	0	0	0.00
Maharastra	0	0	0	1665	1665	0.00
Manipur	0	0	0	0	0	0.00
Meghalaya	0	0	0	0	0	0.00
Mizoram	0	0	0	0	0	0.00
Nagaland	0	0	0	0	0	0.00
Orissa	0	0	0	0	0	0.00
Punjab	0	0	0	0	0	0.00
Rajasthan	0	0	0	0	0	0.00
sikkim	0	0	0	0	0	0.00
Tamil Nadu	0	0	0	0	0	0.00
Tripura	0	0	0	0	0	0.00
Utter Pradesh	0	0	0	0	0	0.00
West Bengal	0	0	0	0	0	0.00
A & N Islands	0	0	0	0	0	0.00
Chandigarh	0	0	0	0	0	0.00
D & N Haveli	0	0	0	0	0	0.00
Daman & Diu	0	0	0	0	0	0.00
Delhi	0	0	0	0	0	0.00
Lakshadweep	0	0	0	0	0	0.00
Pondicherry	0	0	0	0	0	0.00
INDIA	0	0	0	1665	1665	0.00

TABLE III - INCOME (NON - RECURRING) By SOURCES AND TYPE OF INSTITUTIONS
H- Institutions Imparting Instructions in Diploma/certificate
Courses of School Level(Below Matric Level)
(c)Teacher Training

(Rupee in Thousands)

State/union Territory	Centre/ State Govt.	UGC/ University	Local Bodies	Other Sources	Total Non-Rec.	% of Rec. from Govt. funds(central+state)to total Non-Rec. Income
1	2	4	6	7	8	9
Andhra Pradesh	0	0	0	0	0	0.00
Arunachal pradesh	0	0	0	0	0	0.00
Assam	0	0	0	0	0	0.00
Bihar	0	0	0	0	0	0.00
Goa	0	0	0	0	0	0.00
Gujarat	4983	0	284	1845	7112	70.07
Haryana	0	0	0	0	0	0.00
Himachal Pradesh	934	0	0	0	934	100.00
Jammu & Kashmir	0	0	0	0	0	0.00
karnataka	7	0	0	0	7	100.00
Kerala	0	0	0	0	0	0.00
Madhya Pradesh	0	0	0	0	0	0.00
Maharastra	726	332	69	5805	6933	10.47
Manipur	0	0	0	0	0	0.00
Meghalaya	434	0	0	0	434	100.00
Mizoram	0	0	0	0	0	0.00
Nagaland	0	0	0	0	0	0.00
Orissa	0	0	0	0	0	0.00
Punjab	5011	0	0	0	5011	100.00
Rajasthan	0	0	0	0	0	0.00
sikkim	7700	0	0	0	7700	100.00
Tamil Nadu	0	0	0	0	0	0.00
Tripura	65	0	0	0	65	100.00
Utter Pradesh	1642	0	0	56	1698	96.72
West Bengal	0	0	0	0	0	0.00
A & N Islands	0	0	0	0	0	0.00
Chandigarh	0	0	0	0	0	0.00
D & N Haveli	0	0	0	0	0	0.00
Daman & Diu	0	0	0	0	0	0.00
Delhi	0	0	0	0	0	0.00
Lakshadweep	0	0	0	0	0	0.00
Pondicherry	0	0	0	0	0	0.00
INDIA	21503	332	353	7706	29895	71.93

TABLE III - INCOME (NON - RECURRING) By SOURCES AND TYPE OF INSTITUTIONS
H- Institutions Imparting Instructions In Diploma/certificate
Courses of School Level(Below Matric Level)
(d)Industrial/Arts & Crafts

(Rupee in Thousands)

State/union Territory	Centre/ State Govt.	UGC/ University	Local Bodies	Other Sources	Total Non-Rec.	% of Rec. from Govt. funds(central+state)to total Non-Rec. Income
1	2	4	6	7	8	9
Andhra Pradesh	0	0	0	0	0	0.00
Arunachal pradesh	0	0	0	0	0	0.00
Assam	757	0	0	0	757	100.00
Bihar	0	0	0	0	0	0.00
Goa	0	0	0	0	0	0.00
Gujarat	0	0	0	0	0	0.00
Haryana	0	0	0	0	0	0.00
Himachal Pradesh	1065	0	0	314	1378	77.26
Jammu & Kashmir	0	0	0	0	0	0.00
karnataka	0	0	0	0	0	0.00
Kerala	1641	0	75.576	7211	8927	18.38
Madhya Pradesh	0	21200	0	0	21200	0.00
Maharastra	0	0	0	0	0	0.00
Manipur	516	0	0	0	516	100.00
Meghalaya	0	0	0	0	0	0.00
Mizoram	0	0	0	0	0	0.00
Nagaland	0	0	0	0	0	0.00
Orissa	0	0	0	0	0	0.00
Punjab	452	0	0	0	452	100.00
Rajasthan	0	0	0	0	0	0.00
sikkim	0	0	0	0	0	0.00
Tamil Nadu	2989	0	0	935	3924	76.17
Tripura	0	0	0	0	0	0.00
Utter Pradesh	605	0	0	0	605	100.00
West Bengal	0	0	0	0	0	0.00
A & N Islands	0	0	0	0	0	0.00
Chandigarh	0	0	0	0	0	0.00
D & N Haveli	0	0	0	0	0	0.00
Daman & Diu	0	0	0	0	0	0.00
Delhi	0	0	0	0	0	0.00
Lakshadweep	0	0	0	0	0	0.00
Pondicherry	0	0	0	0	0	0.00
INDIA	8025	21200	76	8460	37760	21.25

TABLE III - INCOME (NON - RECURRING) By SOURCES AND TYPE OF INSTITUTIONS
H- Institutions Imparting Instructions in Diploma/certificate
Courses of School Level(Below Matric Level)
(e)Music & Fine Arts

(Rupee in Thousands)

State/union Territory	Centre/ State Govt.	UGC/ University	Local Bodies	Other Sources	Total Non-Rec.	% of Rec. from Govt. funds(central+state)to total Non-Rec. Income
1	2	4	6	7	8	9
Andhra Pradesh	0	0	0	0	0	0.00
Arunachal pradesh	0	0	0	0	0	0.00
Assam	17	0	0	51	69	25.49
Bihar	0	0	0	0	0	0.00
Goa	0	0	0	0	0	0.00
Gujarat	3	0	414	601	1018	0.29
Haryana	0	0	0	0	0	0.00
Himachal Pradesh	0	0	0	0	0	0.00
Jammu & Kashmir	0	0	0	0	0	0.00
karnataka	0	0	0	0	0	0.00
Kerala	0	0	0	83	83	0.00
Madhya Pradesh	0	0	0	0	0	0.00
Maharastra	0	0	0	0	0	0.00
Manipur	0	0	0	0	0	0.00
Meghalaya	0	0	0	0	0	0.00
Mizoram	0	0	0	0	0	0.00
Nagaland	0	0	0	0	0	0.00
Orissa	0	0	0	0	0	0.00
Punjab	0	0	0	0	0	0.00
Rajasthan	0	0	0	0	0	0.00
sikkim	0	0	0	0	0	0.00
Tamil Nadu	175	0	0	0	175	100.00
Tripura	0	0	0	0	0	0.00
Utter Pradesh	2	0	15	0	17	12.70
West Bengal	0	0	0	0	0	0.00
A & N Islands	0	0	0	0	0	0.00
Chandigarh	0	0	0	0	0	0.00
D & N Haveli	0	0	0	0	0	0.00
Daman & Diu	0	0	0	0	0	0.00
Delhi	0	0	0	0	0	0.00
Lakshadweep	0	0	0	0	0	0.00
Pondicherry	0	0	0	0	0	0.00
INDIA	198	0	429	735	1361	14.52

TABLE III - INCOME (NON - RECURRING) By SOURCES AND TYPE OF INSTITUTIONS
H- Institutions Imparting Instructions in Diploma/certificate
Courses of School Level(Below Matric Level)
(f)For the Handicapped

(Rupee in Thousands)

State/union Territory	Centre/ State Govt.	UGC/ University	Local Bodies	Other Sources	Total Non-Rec.	% of Rec. from Govt. funds(central+state)to total Non-Rec. Income
1	2	4	6	7	8	9
Andhra Pradesh	192	0	0	1474	1666	11.53
Arunachal pradesh	0	0	0	0	0	0.00
Assam	323	0	0	0	323	100.00
Bihar	0	0	0	0	0	0.00
Goa	0	0	0	0	0	0.00
Gujarat	192	0	677	4000	4868	3.94
Haryana	0	0	0	0	0	0.00
Himachal Pradesh	21	0	0	0	21	100.00
Jammu & Kashmir	0	0	0	0	0	0.00
karnataka	0	0	0	0	0	0.00
Kerala	950	0	115	1380	2445	38.84
Madhya Pradesh	15	0	0	20	34	43.34
Maharastra	0	0	0	0	0	0.00
Manipur	556	0	0	0	556	100.00
Meghalaya	0	0	0	0	0	0.00
Mizoram	0	0	0	0	0	0.00
Nagaland	0	0	0	0	0	0.00
Orissa	0	0	0	0	0	0.00
Punjab	0	0	0	19	19	0.00
Rajasthan	23	0	0	172	195	11.88
sikkim	0	0	0	0	0	0.00
Tamil Nadu	0	0	0	0	0	0.00
Tripura	369	0	0	0	369	100.00
Utter Pradesh	12	0	10	0	22	53.20
West Bengal	0	0	0	0	0	0.00
A & N Islands	0	0	0	0	0	0.00
Chandigarh	0	0	0	0	0	0.00
D & N Haveli	0	0	0	0	0	0.00
Daman & Diu	0	0	0	0	0	0.00
Delhi	0	0	0	0	0	0.00
Lakshadweep	0	0	0	0	0	0.00
Pondicherry	0	0	0	0	0	0.00
INDIA	2653	0	803	7064	10519	25.22

TABLE III - INCOME (NON - RECURRING) By SOURCES AND TYPE OF INSTITUTIONS
H- Institutions Imparting Instructions in Diploma/certificate
Courses of School Level(Below Matric Level)
(g)Reformatory/Certified

(Rupee in Thousands)

State/union Territory	Centre/ State Govt.	UGC/ University	Local Bodies	Other Sources	Total Non-Rec.	% of Rec. from Govt. funds(central+state) to total Non-Rec. Income
1	2	4	6	7	8	9
Andhra Pradesh	0	0	0	0	0	0.00
Arunachal Pradesh	0	0	0	0	0	0.00
Assam	0	0	0	0	0	0.00
Bihar	0	0	0	0	0	0.00
Goa	0	0	0	0	0	0.00
Gujarat	0	0	0	0	0	0.00
Haryana	0	0	0	0	0	0.00
Himachal Pradesh	0	0	0	0	0	0.00
Jammu & Kashmir	0	0	0	0	0	0.00
Karnataka	0	0	0	0	0	0.00
Kerala	0	0	0	0	0	0.00
Madhya Pradesh	0	0	0	0	0	0.00
Maharashtra	0	0	0	0	0	0.00
Manipur	0	0	0	0	0	0.00
Meghalaya	0	0	0	0	0	0.00
Mizoram	0	0	0	0	0	0.00
Nagaland	0	0	0	0	0	0.00
Orissa	0	0	0	0	0	0.00
Punjab	0	0	0	0	0	0.00
Rajasthan	0	0	0	0	0	0.00
Sikkim	0	0	0	0	0	0.00
Tamil Nadu	40000	0	0	80	40080	99.80
Tripura	0	0	0	0	0	0.00
Uttar Pradesh	0	0	0	0	0	0.00
West Bengal	0	0	0	0	0	0.00
A & N Islands	0	0	0	0	0	0.00
Chandigarh	0	0	0	0	0	0.00
D & N Haveli	0	0	0	0	0	0.00
Daman & Diu	0	0	0	0	0	0.00
Delhi	0	0	0	0	0	0.00
Lakshadweep	0	0	0	0	0	0.00
Pondicherry	0	0	0	0	0	0.00
INDIA	40000	0	0	80	40080	99.80

TABLE III - INCOME (NON - RECURRING) By SOURCES AND TYPE OF INSTITUTIONS

H- Institutions Imparting Instructions in Diploma/certificate

Courses of School Level(Below Matric Level)

(h)Oriental Studies

(Rupee in Thousands)

State/union Territory	Centre/ State Govt.	UGC/ University	Local Bodies	Other Sources	Total Non-Rec.	% of Rec. from Govt. funds(central+state)to total Non-Rec. Income
1	2	4	6	7	8	9
Andhra Pradesh	118	0	0	879	997	11.85
Arunachal pradesh	0	0	0	0	0	0.00
Assam	2192	0	0	66	2258	97.06
Bihar	327	0	0	116	442	73.87
Goa	0	0	0	0	0	0.00
Gujarat	107	0	28	1598	1734	6.19
Haryana	0	0	0	0	0	0.00
Himachal Pradesh	0	0	0	0	0	0.00
Jammu & Kashmir	0	0	0	0	0	0.00
karnataka	4289	0	0	0	4289	100.00
Kerala	0	0	0	0	0	0.00
Madhya Pradesh	4	0	0	43	47	8.46
Maharastra	0	0	0	0	0	0.00
Manipur	0	0	0	0	0	0.00
Meghalaya	0	0	0	0	0	0.00
Mizoram	0	0	0	0	0	0.00
Nagaland	0	0	0	0	0	0.00
Orissa	0	0	0	0	0	0.00
Punjab	0	0	0	0	0	0.00
Rajasthan	0	0	0	0	0	0.00
sikkim	0	0	0	0	0	0.00
Tamil Nadu	0	0	0	0	0	0.00
Tripura	0	0	0	0	0	0.00
Utter Pradesh	3200	0	442	269	3912	81.82
West Bengal	0	0	0	0	0	0.00
A & N Islands	0	0	0	0	0	0.00
Chandigarh	0	0	0	0	0	0.00
D & N Haveli	0	0	0	0	0	0.00
Daman & Diu	0	0	0	0	0	0.00
Delhi	0	0	0	0	0	0.00
Lakshadweep	0	0	0	0	0	0.00
Pondcherry	0	0	0	0	0	0.00
INDIA	10237	0	471	2971	13679	74.84

TABLE III - INCOME (NON - RECURRING) By SOURCES AND TYPE OF INSTITUTIONS

H- Institutions imparting Instructions in Diploma/certificate

Courses of School Level(Below Matric Level)

(I) Social (Adults) Education

(Rupee in Thousands)

State/union Territory	Centre/ State Govt.	UGC/ University	Local Bodies	Other Sources	Total Non-Rec.	% of Rec. from Govt. funds(central+state)to total Non-Rec. Income
1	2	4	6	7	8	9
Andhra Pradesh	0	0	0	0	0	0.00
Arunachal pradesh	524	0	0	0	524	100.00
Assam	0	0	0	0	0	0.00
Bihar	0	0	0	0	0	0.00
Goa	0	0	0	0	0	0.00
Gujarat	0	0	0	0	0	0.00
Haryana	0	0	0	0	0	0.00
Himachal Pradesh	0	0	0	0	0	0.00
Jammu & Kashmir	0	0	0	0	0	0.00
karnataka	0	0	0	0	0	0.00
Kerala	0	0	0	0	0	0.00
Madhya Pradesh	0	0	0	0	0	0.00
Maharashtra	0	0	0	0	0	0.00
Manipur	0	0	0	0	0	0.00
Meghalaya	0	0	0	0	0	0.00
Mizoram	0	0	0	0	0	0.00
Nagaland	0	0	0	0	0	0.00
Orissa	0	0	0	0	0	0.00
Punjab	0	0	0	0	0	0.00
Rajasthan	0	0	0	0	0	0.00
sikkim	0	0	0	0	0	0.00
Tamil Nadu	2	0	0	0	2	100.00
Tripura	388	0	0	0	388	100.00
Utter Pradesh	145597	0	0	0	145597	100.00
West Bengal	0	0	0	0	0	0.00
A & N Islands	0	0	0	0	0	0.00
Chandigarh	0	0	0	0	0	0.00
D & N Haveli	0	0	0	0	0	0.00
Daman & Diu	0	0	0	0	0	0.00
Delhi	0	0	0	0	0	0.00
Lakshadweep	0	0	0	0	0	0.00
Pondicherry	0	0	0	0	0	0.00
INDIA	146511	0	0	0	146511	100.00

TABLE III - INCOME (NON - RECURRING) By SOURCES AND TYPE OF INSTITUTIONS

(j) Others

H- Institutions Imparting Instructions in Diploma/certificate
School Level(Below Matric Level)

(Rupee in Thousands)

State/union Territory	Centre/ State Govt.	UGC/ University	Local Bodies	Other Sources	Total Non-Rec.	% of Rec. from Govt. funds(central+state)to total Non-Rec. Income
1	2	4	6	7	8	9
Andhra Pradesh	0	0	0	0	0	0.00
Arunachal pradesh	0	0	0	0	0	-0.00
Assam	1179	0	0	56	-1235	95.44
Bihar	0	0	0	0	0	0.00
Goa	0	0	0	0	0	0.00
Gujarat	0	0	0	0	0	0.00
Haryana	0	0	0	0	0	0.00
Himachal Pradesh	0	0	0	0	0	0.00
Jammu & Kashmir	0	0	0	0	0	0.00
karnataka	0	0	0	0	0	0.00
Kerala	0	0	0	0	0	0.00
Madhya Pradesh	0	0	0	0	0	0.00
Maharastra	0	0	0	34	34	0.00
Manipur	98	0	0	80	178	55.30
Meghalaya	0	0	0	0	0	0.00
Mizoram	0	0	0	0	0	0.00
Nagaland	0	0	0	0	0	0.00
Orissa	0	0	0	0	0	0.00
Punjab	0	0	0	0	0	0.00
Rajasthan	0	0	0	0	0	0.00
sikkim	3000	0	0	0	-3000	100.00
Tamil Nadu	0	0	0	0	0	0.00
Tripura	0	0	0	0	0	0.00
Utter Pradesh	552528	0	0	0	-552528	100.00
West Bengal	0	0	0	0	0	0.00
A & N Islands	0	0	0	0	0	0.00
Chandigarh	0	0	0	0	0	0.00
D & N Haveli	0	0	0	0	0	0.00
Daman & Diu	0	0	0	0	0	0.00
Delhi	0	0	0	0	0	0.00
Lakshadweep	0	0	0	0	0	0.00
Pondicherry	0	0	0	0	0	0.00
INDIA	556805	0	0	170	656975	99.97

TABLE III - INCOME (NON - RECURRING) By SOURCES AND TYPE OF INSTITUTIONS

Total (a to j)

H- Institutions Imparting Instructions in Diploma/certificate

School Level(Below Matric Level)

(Rupee in Thousands)

State/union Territory	Centre/ State Govt.	UGC/ University	Local Bodies	Other Sources	Total Non-Rec.	% of Rec. from Govt. funds(central+state)to total Non-Rec. Income
1	2	4	6	7	8	9
Andhra Pradesh	310	0	0	2353	2663	11.65
Arunachal pradesh	524	0	0	0	524	100.00
Assam	4468	0	0	174	4642	96.26
Bihar	327	0	0	116	442	73.87
Goa	0	0	0	0	0	0.00
Gujarat	5285	0	1403	8044	14732	35.88
Haryana	0	0	0	0	0	0.00
Himachal Pradesh	2021	0	0	314	2334	86.57
Jammu & Kashmir	0	0	0	0	0	0.00
karnataka	4296	0	0	0	4296	100.00
Kerala	2590	0	191	8674	11456	22.61
Madhya Pradesh	19	21200	0	63	21282	0.09
Maharastra	726	332	69	7504	8632	8.41
Manipur	1171	0	0	80	1251	93.64
Meghalaya	434	0	0	0	434	100.00
Mizoram	0	0	0	0	0	0.00
Nagaland	0	0	0	0	0	0.00
Orissa	0	0	0	0	0	0.00
Punjab	5463	0	0	19	5482	99.65
Rajasthan	23	0	0	172	195	11.88
sikkim	10700	0	0	0	10700	100.00
Tamil Nadu	43166	0	0	1015	44181	97.70
Tripura	822	0	0	0	822	100.00
Utter Pradesh	703586	0	467	325	704378	99.89
West Bengal	0	0	0	0	0	0.00
A & N islands	0	0	0	0	0	0.00
Chandigarh	0	0	0	0	0	0.00
D & N Haveli	0	0	0	0	0	0.00
Daman & Diu	0	0	0	0	0	0.00
Delhi	0	0	0	0	0	0.00
Lakshadweep	0	0	0	0	0	0.00
Pondicherry	0	0	0	0	0	0.00
INDIA	785932	21533	2130	28850	838444	93.74

TABLE III - INCOME (NON - RECURRING) By SOURCES AND TYPE OF INSTITUTIONS

I. Directorate and Inspectorate

(Rupee in Thousands)

State/union Territory	Centre/ State Govt.	UGC/ University	Local Bodies	Other Sources	Total Non-Rec.	% of Rec. from Govt. funds(central+state) to total Non-Rec. Income
1	2	4	6	7	8	9
Andhra Pradesh	0	0	0	0	0	0.00
Arunachal Pradesh	6402	0	0	0	6402	100.00
Assam	11698	0	0	471	12169	96.13
Bihar	54371	0	0	13858	68229	79.69
Goa	0	0	0	0	0	0.00
Gujarat	3964	0	0	0	3964	100.00
Haryana	0	0	0	0	0	0.00
Himachal Pradesh	0	0	0	0	0	0.00
Jammu & Kashmir	0	0	0	0	0	0.00
Karnataka	0	0	0	0	0	0.00
Kerala	0	0	0	0	0	0.00
Madhya Pradesh	0	0	0	0	0	0.00
Maharashtra	0	0	0	109045	109045	0.00
Manipur	20709	0	0	0	20709	100.00
Meghalaya	0	0	0	0	0	0.00
Mizoram	1645	0	0	280	1925	85.44
Nagaland	0	0	0	0	0	0.00
Orissa	132771	0	0	0	132771	100.00
Punjab	0	0	0	0	0	0.00
Rajasthan	3696	0	0	0	3696	100.00
Sikkim	0	0	0	0	0	0.00
Tamil Nadu	0	0	0	0	0	0.00
Tripura	22810	0	0	0	22810	100.00
Uttar Pradesh	2617780	0	603	761	2619143	99.95
West Bengal	0	0	0	0	0	0.00
A & N Islands	28500	0	0	0	28500	100.00
Chandigarh	0	0	0	0	0	0.00
D & N Haveli	720	0	0	0	720	100.00
Daman & Diu	0	0	0	0	0	0.00
Delhi	0	0	0	0	0	0.00
Lakshadweep	0	0	0	0	0	0.00
Pondicherry	1282	0	0	0	1282	100.00
INDIA	2906347	0	603	124415	3031365	95.88

TABLE III - INCOME (NON - RECURRING) By SOURCES AND TYPE OF INSTITUTIONS
Grand Total - J(A to I)

(Rupee in Thousands)

State/union Territory	Centre/ State Govt.	UGC/ University	Local Bodies	Other Sources	Total Non-Rec.	% of Rec. from Govt. funds(central+state)to total Non-Rec. Income
1	2	4	6	7	8	9
Andhra Pradesh	81328	0	0	130724	212051	38.35
Arunachal pradesh	152164	0	0	0	152164	100.00
Assam	407619	0	8675	36748	453043	89.97
Bihar	113124	15	362	52105	165606	63.31
Goa	3718	142	1134	3785	8779	42.35
Gujarat	721260	0	59555	173265	954079	75.60
Haryana	33984	0	1254	31645	66883	50.81
Himachal Pradesh	36989	0	3788	15564	56341	65.65
Jammu & Kashmir	158739	1854	0	2657	163249	97.24
karnataka	191338	0	638688	6428	836454	22.87
Kerala	92182	0	4944	108859	205985	44.75
Madhya Pradesh	37637	21200	2186	31987	93010	40.47
Maharashtra	438808	1139	138026	1095264	1673236	26.23
Manipur	99575	0	0	5290	104865	94.96
Meghalaya	62048	0	0	10911	72959	85.05
Mizoram	80982	0	0	3255	84238	96.14
Nagaland	0	0	0	160504	160504	0.00
Orissa	5735822	1379	7624	42071	5786896	99.12
Punjab	39305	0	34	16840	56180	69.96
Rajasthan	176360	0	0	15419	191779	91.96
sikkim	39300	0	0	0	39300	100.00
Tamil Nadu	121608	0	566	39932	162106	75.02
Tripura	152935	0	2506	0	155442	98.39
Utter Pradesh	3711652	0	27405	24877	3763934	98.61
West Bengal	69100	0	0	0	69100	100.00
A & N Islands	140066	0	0	0	140066	100.00
Chandigarh	0	0	0	0	0	0.00
D & N Haveli	40039	0	0	0	40039	100.00
Daman & Diu	11	0	0	0	11	100.00
Delhi	11939	0	241436	66270	319645	3.74
Lakshadweep	12320	0	0	0	12320	100.00
Pondicherry	41111	0	0	6653	47764	86.07
INDIA	13003064	25730	1138182	2081053	16248029	80.03

TABLE IV - TOTAL INCOME (RECURRING & NON-RECURRING) BY TYPE OF INS
A - Boards of Intermediate and/or Secondary Education

(Rupee in Thousands)

State/Union Territory	RECURRING	NON-REC.	TOTAL	% OF REC. INCOME (COL. 2) TO TOTAL INCOME (COL. 4)
1	2	3	4	5
Andhra Pradesh	87647	0	87647	100.00
Arunachal pradesh	0	0	0	0.00
Assam	96453	8727	105180	91.70
Bihar	660486	27333	687820	96.03
Goa	9733	0	9733	100.00
Gujarat	123294	1432	124726	98.85
Haryana	162939	0	162939	100.00
Himachal Pradesh	135518	9963	145480	93.15
Jammu & Kashmir	16434	0	16434	100.00
karnataka	100258	0	100258	100.00
Kerala	64783	0	64783	100.00
Madhya Pradesh	0	0	0	0.00
Maharastra	382076	0	382076	100.00
Manipur	18883	0	18883	100.00
Meghalaya	23496	0	23496	100.00
Mizoram	0	0	0	0.00
Nagaland	5739	3500	9239	62.12
Orissa	0	0	0	0.00
Punjab	342710	0	342710	100.00
Rajasthan	96117	0	96117	100.00
sikkim	0	0	0	0.00
Tamil Nadu	0	0	0	0.00
Tripura	8061	0	8061	100.00
Utter Pradesh	260344	0	260344	100.00
West Bengal	0	0	0	0.00
A & N Islands	0	0	0	0.00
Chandigarh	0	0	0	0.00
D & N Haveli	0	0	0	0.00
Daman & Diu	0	0	0	0.00
Delhi	0	0	0	0.00
Lakshadweep	0	0	0	0.00
Pondicherry	0	0	0	0.00
INDIA	2594970	50955	2645925	98.07

**TABLE IV - TOTAL INCOME (RECURRING & NON-RECURRING) BY TYPE OF INS
B -Intermediate/pre-Degree/Jr. Colleges**

(Rupee in Thousands)

State/Union Territory	RECURRING	NON-REC.	TOTAL	% OF REC. INCOME (COL. 2) TO TOTAL INCOME (COL. 4)
1	2	3	4	5
Andhra Pradesh	3082956	84997	3167954	97.32
Arunachal pradesh	0	0	0	0.00
Assam	9258	2817	12075	76.67
Bihar	297098	1353	298451	99.55
Goa	0	0	0	0.00
Gujarat	0	0	0	0.00
Haryana	0	0	0	0.00
Himachal Pradesh	0	0	0	0.00
Jammu & Kashmir	0	0	0	0.00
karnataka	0	0	0	0.00
Kerala	0	0	0	0.00
Madhya Pradesh	0	0	0	0.00
Maharastra	1000439	77377	1077816	92.82
Manipur	0	0	0	0.00
Meghalaya	0	0	0	0.00
Mizoram	0	0	0	0.00
Nagaland	0	0	0	0.00
Orissa	121788	24386	146174	83.32
Punjab	0	0	0	0.00
Rajasthan	0	0	0	0.00
sikkim	0	0	0	0.00
Tamil Nadu	0	0	0	0.00
Tripura	0	0	0	0.00
Utter Pradesh	0	0	0	0.00
West Bengal	0	0	0	0.00
A & N Islands	0	0	0	0.00
Chandigarh	0	0	0	0.00
D & N Haveli	0	0	0	0.00
Daman & Diu	0	0	0	0.00
Delhi	0	0	0	0.00
Lakshadweep	0	0	0	0.00
Pondicherry	2308	0	2308	100.00
INDIA	4513848	190930	4704778	95.94

TABLE IV - TOTAL INCOME (RECURRING & NON-RECURRING) BY TYPE OF INS
C-Higher Secondary Schools(10+2 pattern)
(I)Higher Secondary Schools with Academic Streams

(Rupee in Thousands)

State/Union Territory	RECURRING	NON-REC.	TOTAL	% OF REC. INCOME (COL. 2) TO TOTAL INCOME (COL. 4)
1	2	3	4	5
Andhra Pradesh	415941	11468	427408	97.32
Arunachal pradesh	120446	10091	130537	92.27
Assam	992517	16656	1009174	98.35
Bihar	266568	1214	267782	99.55
Goa	44556	1775	46331	96.17
Gujarat	3371995	185773	3557768	94.78
Haryana	1797776	19437	1817213	98.93
Himachal Pradesh	762158	11991	774149	98.45
Jammu & Kashmir	526185	22403	548587	95.92
karnataka	1724734	14786	1739520	99.15
Kerala	520072	31729	551801	94.25
Madhya Pradesh	2566452	16393	2582845	99.37
Maharastra	6861015	477261	7338275	93.50
Manipur	102267	25567	127834	80.00
Meghalaya	44428	5873	50301	88.32
Mizoram	9965	2783	12749	78.17
Nagaland	12644	3731	16375	77.21
Orissa	58976	11809	70784	83.32
Punjab	1812696	13640	1826337	99.25
Rajasthan	1996362	24976	2021338	98.76
sikkim	64207	4483	68690	93.47
Tamil Nadu	0	0	0	0.00
Tripura	412169	34231	446399	92.33
Utter Pradesh	6928887	144772	7073658	97.95
West Bengal	1079022	22000	1101022	98.00
A & N Islands	97553	27325	124878	78.12
Chandigarh	148308	0	148308	100.00
Chandigarh & N Haveli	10441	5588	16029	65.14
Daman & Diu	2872	0	2872	100.00
Delhi	5656951	15140	5672091	99.73
Lakshadweep	8929	7611	16540	53.98
Pondicherry	67768	6655	74423	91.06
INDIA	38484859	1177160	39662019	97.03

TABLE IV - TOTAL INCOME (RECURRING & NON-RECURRING) BY TYPE OF INS
C-Higher Secondary Schools(10+2 pattern)
(ii)Higher Secondary Schools with Vocational Streams

(Rupee in Thousands)

State/Union Territory	RECURRING	NON-REC.	TOTAL	% OF REC. INCOME (COL. 2) TO TOTAL INCOME (COL. 4)
1	2	3	4	5
Andhra Pradesh	0	0	0	0.00
Arunachal pradesh.	0	0	0	0.00
Assam	0	0	0	0.00
Bihar	0	0	0	0.00
Goa	0	0	0	0.00
Gujarat	144095	24423	168519	85.51
Haryana	107519	0	107519	100.00
Himachal Pradesh	0	0	0	0.00
Jammu & Kashmir	0	0	0	0.00
karnataka	0	0	0	0.00
Kerala	62348	5070	67418	92.48
Madhya Pradesh	0	0	0	0.00
Maharastra	0	0	0	0.00
Manipur	0	0	0	0.00
Meghalaya	0	0	0	0.00
Mizoram	0	0	0	0.00
Nagaland	0	0	0	0.00
Orissa	45592	9129	54720	83.32
Punjab	0	1563	1563	0.00
Rajasthan	0	0	0	0.00
sikkim	5171	361	5532	93.47
Tamil Nadu	0	0	0	0.00
Tripura	0	0	0	0.00
Utter Pradesh	0	0	0	0.00
West Bengal	0	0	0	0.00
A & N Islands	0	0	0	0.00
Chandigarh	0	0	0	0.00
D & N Haveli	0	0	0	0.00
Daman & Diu	0	0	0	0.00
Delhi	0	0	0	0.00
Lakshadweep	0	0	0	0.00
Pondicherry	2217	78	2295	96.60
INDIA	366942	40624	407566	90.03

TABLE IV - TOTAL INCOME (RECURRING & NON-RECURRING) BY TYPE OF INS
C-Higher Secondary Schools(10+2 pattern)
(III)Higher Secondary Schools with Vocational and Academic Streams
(Rupee in Thousands)

State/Union Territory	RECURRING	NON-REC.	TOTAL	% OF REC. INCOME (COL. 2) TO TOTAL INCOME (COL. 4)
1	2	3	4	5
Andhra Pradesh	0	0	0	0.00
Arunachal pradesh	0	0	0	0.00
Assam	0	0	0	0.00
Bihar	0	0	0	0.00
Goa	86249	576	86825	99.34
Gujarat	317928	14124	332051	95.75
Haryana	0	0	0	0.00
Himachal Pradesh	79517	194	79711	99.76
Jammu & Kashmir	0	0	0	0.00
karnataka	0	0	0	0.00
Kerala	0	0	0	0.00
Madhya Pradesh	0	0	0	0.00
Maharashtra	0	0	0	0.00
Manipur	0	0	0	0.00
Meghalaya	0	0	0	0.00
Mizoram	0	0	0	0.00
Nagaland	0	0	0	0.00
Orissa	0	0	0	0.00
Punjab	923060	0	923060	100.00
Rajasthan	393349	4921	398270	98.76
sikkim	0	0	0	0.00
Tamil Nadu	4211380	85857	4297237	98.00
Tripura	0	0	0	0.00
Utter Pradesh	0	0	0	0.00
West Bengal	0	0	0	0.00
A & N Islands	5590	1566	7156	78.12
Chandigarh	0	0	0	0.00
D & N Haveli	0	0	0	0.00
Daman & Diu	0	0	0	0.00
Delhi	0	0	0	0.00
Lakshadweep	0	0	0	0.00
Pondicherry	62469	6072	68541	91.14
INDIA	6079542	113309	6192851	98.17

TABLE IV - TOTAL INCOME (RECURRING & NON-RECURRING) BY TYPE OF INS
Total C (I to III) (10+2 pattern)

(Rupee in Thousands)

State/Union Territory	RECURRING	NON-REC.	TOTAL	% OF REC. INCOME (COL. 2) TO TOTAL INCOME (COL. 4)
1	2	3	4	5
Andhra Pradesh	415941	11468	427408	97.32
Arunachal Pradesh	120446	10091	130537	92.27
Assam	992517	16656	1009174	98.35
Bihar	266568	1214	267782	99.55
Goa	130805	2351	133156	98.23
Gujarat	3834018	224320	4058338	94.47
Haryana	1905295	19437	1924732	98.99
Himachal Pradesh	841675	12185	853860	98.57
Jammu & Kashmir	526185	22403	548587	95.92
Karnataka	1724734	14786	1739520	99.15
Kerala	582420	36799	619219	94.06
Madhya Pradesh	2566452	16393	2582845	99.37
Maharashtra	6861015	477261	7338275	93.50
Manipur	102267	25567	127834	80.00
Meghalaya	44428	5873	50301	88.32
Mizoram	9965	2783	12749	78.17
Nagaland	12644	3731	16375	77.21
Orissa	104567	20938	125505	83.32
Punjab	2735756	15203	2750959	99.45
Rajasthan	2389711	29897	2419608	98.76
Sikkim	69378	4844	74223	93.47
Tamil Nadu	4211380	85857	4297237	98.00
Tripura	412169	34231	446399	92.33
Uttar Pradesh	6928887	144772	7073658	97.95
West Bengal	1079022	22000	1101022	98.00
A & N Islands	103143	28891	132034	78.12
Chandigarh	148308	0	148308	100.00
D & N Haveli	10441	5588	16029	65.14
Daman & Diu	2872	0	2872	100.00
Delhi	5656951	15140	5672091	99.73
Lakshadweep	8929	7611	16540	53.98
Pondicherry	132454	12805	145259	91.18
INDIA	44931343	1331093	46262436	97.12

**TABLE IV - TOTAL INCOME (RECURRING & NON-RECURRING) BY TYPE OF INS
D - High/post Basic Schools**

(Rupee in Thousands)

State/Union Territory	RECURRING	NON-REC.	TOTAL	% OF REC. INCOME (COL. 2) TO TOTAL INCOME (COL. 4)
1	2	3	4	5
Andhra Pradesh	6210156	35206	6245362	99.44
Arunachal pradesh	111745	16951	128696	86.83
Assam	1174472	30258	1204730	97.49
Bihar	3318037	14709	3332745	99.56
Goa	426588	5846	432434	98.65
Gujarat	2416071	117053	2533125	95.38
Haryana	2224632	35322	2259954	98.44
Himachal Pradesh	858498	19175	877673	97.82
Jammu & Kashmir	824954	31782	856736	96.29
karnataka	3486020	29886	3515906	99.15
Kerala	5066361	69375	5135735	98.65
Madhya Pradesh	1179674	13432	1193106	98.87
Maharastra	9749393	847699	10597092	92.00
Manipur	335028	22908	357936	93.60
Meghalaya	221970	25409	247379	89.73
Mizoram	145828	40731	186559	78.17
Nagaland	152498	45000	197498	77.21
Orissa	2035598	645310	2680908	75.93
Punjab	2307801	18807	2326608	99.19
Rajasthan	3948920	57298	4006217	98.57
sikkim	116807	8156	124962	93.47
Tamil Nadu	3164335	32068	3196403	99.00
Tripura	377761	25672	403433	93.64
Utter Pradesh	1927356	32397	1959754	98.35
West Bengal	7507456	47100	7554556	99.38
A & N Islands	43828	22675	66503	65.90
Chandigarh	107006	0	107006	100.00
D & N Haveli	2984	6292	9276	32.17
Daman & Diu	6006	11	6017	99.81
Delhi	2216932	1681	2218614	99.92
Lakshadweep	32181	1592	33773	95.29
Pondicherry	119388	11371	130759	91.30
INDIA	61816282	2311173	64127455	96.40

TABLE IV - TOTAL INCOME (RECURRING & NON-RECURRING) BY TYPE OF INS
E - Middle/senior Basic Schools

(Rupee In Thousands)

State/Union Territory	RECURRING	NON-REC.	TOTAL	% OF REC. INCOME (COL. 2) TO TOTAL INCOME (COL. 4)
1	2	3	4	5
Andhra Pradesh	3006352	16727	3023079	99.45
Arunachal Pradesh	157500	63148	220648	71.38
Assam	2320961	119173	2440134	95.12
Bihar	6090087	15633	6105721	99.74
Goa	20823	138	20961	99.34
Gujarat	7958930	555307	8514237	93.48
Haryana	493724	5720	499444	98.85
Himachal Pradesh	391958	1556	393513	99.60
Jammu & Kashmir	811169	40779	851948	95.21
karnataka	1850148	775862	2626010	70.45
Kerala	2631506	43342	2674848	98.38
Madhya Pradesh	2881338	23552	2904890	99.19
Maharashtra	10981756	81574	11063331	99.26
Manipur	374096	28158	402253	93.00
Meghalaya	130185	12041	142226	91.53
Mizoram	298133	11001	309134	96.44
Nagaland	186538	40056	226594	82.32
Orissa	122386	1193757	1316143	9.30
Punjab	698761	6270	705032	99.11
Rajasthan	1832488	54657	1887145	97.10
sikkim	114300	7000	121300	94.23
Tamil Nadu	3019511	0	3019511	100.00
Tripura	271149	22348	293497	92.39
Utter Pradesh	3697535	64873	3762408	98.28
West Bengal	991836	0	991836	100.00
A & N Islands	75801	22000	97801	77.51
Chandigarh	12506	0	12506	100.00
D & N Haveli	26104	18225	44329	58.89
Daman & Diu	10147	0	10147	100.00
Delhi	460475	61388	521862	88.24
Lakshadweep	12098	3117	15215	79.51
Pondicherry	103151	10487	113638	90.77
INDIA	52033451	3297890	55331341	94.04

**TABLE IV - TOTAL INCOME (RECURRING & NON-RECURRING) BY TYPE OF INS
F - Primary/Junior Basic Schools**

(Rupee in Thousands)

State/Union Territory	RECURRING	NON-REC.	TOTAL	% OF REC. INCOME (COL. 2) TO TOTAL INCOME (COL. 4)
1	2	3	4	5
Andhra Pradesh	6015477	60989	6076466	99.00
Arunachal pradesh	203554	54978	258532	78.73
Assam	3106951	258341	3365292	92.32
Bihar	5558127	36692	5594820	99.34
Goa	199843	444	200288	99.78
Gujarat	2797186	35018	2832205	98.76
Haryana	1509113	6404	1515517	99.58
Himachal Pradesh	1212368	11125	1223493	99.09
Jammu & Kashmir	903438	68286	971724	92.97
karnataka	1075732	11624	1087356	98.93
Kerala	2392693	45014	2437707	98.15
Madhya Pradesh	7400047	18285	7418332	99.75
Maharastra	8284483	61539	8346021	99.26
Manipur	307346	6272	313619	98.00
Meghalaya	401586	29200	430786	93.22
Mizoram	343001	27796	370797	92.50
Nagaland	353725	68217	421942	83.83
Orissa	338109	3769735	4107844	8.23
Punjab	3057863	10417	3068280	99.66
Rajasthan	4974987	45976	5020962	99.08
sikkim	178300	8600	186900	95.40
Tamil Nadu	5369346	0	5369346	100.00
Tripura	379526	44683	424209	89.47
Utter Pradesh	12774432	198319	12972751	98.47
West Bengal	6753674	0	6753674	100.00
A & N Islands	174851	36800	211651	82.61
Chandigarh	8769	0	8769	100.00
D & N Haveli	13199	9215	22415	58.89
Daman & Diu	21575	0	21575	100.00
Delhi	1655966	241436	1897402	87.28
Lakshadweep	30475	0	30475	100.00
Pondicherry	107216	11504	118720	90.31
INDIA	77902958	5176911	83079869	93.77

**TABLE IV - TOTAL INCOME (RECURRING & NON-RECURRING) BY TYPE OF INS
G - Pre-primary/pre-Basic Schools**

(Rupee in Thousands)

State/Union Territory	RECURRING	NON-REC.	TOTAL	% OF REC. INCOME (COL. 2) TO TOTAL INCOME (COL. 4)
1	2	3	4	5
Andhra Pradesh	1606	2	1607	99.90
Arunachal pradesh	9707	70	9777	99.28
Assam	7697	260	7957	96.73
Bihar	134	0	134	100.00
Goa	0	0	0	0.00
Gujarat	135466	2253	137719	98.36
Haryana	2308	0	2308	100.00
Himachal Pradesh	1816	4	1820	99.81
Jammu & Kashmir	0	0	0	0.00
karnataka	50865	0	50865	100.00
Kerala	7810	0	7810	100.00
Madhya Pradesh	9036	66	9102	99.28
Maharastra	1361002	10110	1371112	99.26
Manipur	305	0	305	100.00
Meghalaya	700	0	700	100.00
Mizoram	0	0	0	0.00
Nagaland	0	0	0	0.00
Orissa	0	0	0	0.00
Punjab	489	0	489	100.00
Rajasthan	9168	62	9230	99.33
sikkim	22900	0	22900	100.00
Tamil Nadu	10	0	10	100.00
Tripura	98420	4876	103296	95.28
Utter Pradesh	6110	52	6162	99.15
West Bengal	0	0	0	0.00
A & N Islands	2021	1200	3221	62.74
Chandigarh	0	0	0	0.00
D & N Haveli	0	0	0	0.00
Daman & Diu	1868	0	1868	100.00
Delhi	35282	0	35282	100.00
Lakshadweep	3072	0	3072	100.00
Pondicherry	5118	315	5433	94.20
INDIA	1772910	19269	1792179	98.92

TABLE IV - TOTAL INCOME (RECURRING & NON-RECURRING) BY TYPE OF INS
Total of Elementary Education(E,F,G)

(Rupee in Thousands)

State/Union Territory	RECURRING	NON-REC.	TOTAL	% OF REC. INCOME (COL. 2) TO TOTAL INCOME (COL. 4)
1	2	3	4	5
Andhra Pradesh	9023435	77717	9101152	99.15
Arunachal pradesh	370761	118196	488957	75.83
Assam	5435608	377774	5813382	93.50
Bihar	11648349	52325	11700674	99.55
Goa	220666	582	221248	99.74
Gujarat	10891582	592579	11484161	94.84
Haryana	2005145	12124	2017270	99.40
Himachal Pradesh	1606142	12685	1618826	99.22
Jammu & Kashmir	1714608	109064	1823672	94.02
karnataka	2976745	787486	3764231	79.08
Kerala	5032009	88356	5120365	98.27
Madhya Pradesh	10290421	41903	10332324	99.59
Maharashtra	20627241	153223	20780464	99.26
Manipur	681747	34430	716177	95.19
Meghalaya	532470	41242	573712	92.81
Mizoram	641134	38798	679932	94.29
Nagaland	540263	108273	648536	83.31
Orissa	460495	4963492	5423987	8.49
Punjab	3757114	16687	3773801	99.56
Rajasthan	6816643	100694	6917337	98.54
sikkim	315500	15600	331100	95.29
Tamil Nadu	8388867	0	8388867	100.00
Tripura	749095	71907	821002	91.24
Utter Pradesh	16478078	263244	16741321	98.43
West Bengal	7745510	0	7745510	100.00
A & N Islands	252673	60000	312673	80.81
Chandigarh	21275	0	21275	100.00
D & N Haveli	39304	27440	66744	58.89
Daman & Diu	33590	0	33590	100.00
Delhi	2151723	302824	2454546	87.66
Lakshadweep	45645	3117	48762	93.61
Pondicherry	215485	22306	237791	90.62
INDIA	131709320	8494069	140203389	93.94

TABLE IV - Total Income (Recurring & Non-Recurring) By Type of Institutions
H- Institutions Imparting instructions in Diploma/certificate
Courses of School Level(Below Matric Level)
(a)Agriculture & Forestry

(Rupee in Thousands)

State/Union Territory	RECURRING	NON-REC.	TOTAL	% OF REC. INCOME (COL. 2) TO TOTAL INCOME (COL. 4)
1	2	3	4	5
Andhra Pradesh	0	0	0	0.00
Arunachal pradesh	0	0	0	0.00
Assam	0	0	0	0.00
Bihar	0	0	0	0.00
Goa	0	0	0	0.00
Gujarat	0	0	0	0.00
Haryana	0	0	0	0.00
Himachal Pradesh	0	0	0	0.00
Jammu & Kashmir	0	0	0	0.00
karnataka	0	0	0	0.00
Kerala	0	0	0	0.00
Madhya Pradesh	0	0	0	0.00
Maharastra	42149	0	42149	100.00
Manipur	0	0	0	0.00
Meghalaya	0	0	0	0.00
Mizoram	0	0	0	0.00
Nagaland	0	0	0	0.00
Orissa	0	0	0	0.00
Punjab	0	0	0	0.00
Rajasthan	466	0	466	100.00
sikkim	0	0	0	0.00
Tamil Nadu	0	0	0	0.00
Tripura	0	0	0	0.00
Utter Pradesh	0	0	0	0.00
West Bengal	0	0	0	0.00
A & N Islands	0	0	0	0.00
Chandigarh	0	0	0	0.00
D & N Haveli	0	0	0	0.00
Daman & Diu	0	0	0	0.00
Delhi	0	0	0	0.00
Lakshadweep	0	0	0	0.00
Pondicherry	0	0	0	0.00
INDIA	42615	0	42615	100.00

**TABLE IV - Total Income (Recurring & Non-Recurring) By Type of Institutions
H- Institutions Imparting Instructions in Diploma/certificate
Courses of School Level(Below Matric Level)
(b) Medicine (Nursing & Midwifery)**

(Rupee in Thousands)

State/Union Territory	RECURRING	NON-REC.	TOTAL	% OF REC. INCOME (COL. 2) TO TOTAL INCOME (COL. 4)
1	2	3	4	5
Andhra Pradesh	0	0	0	0.00
Arunachal pradesh	0	0	0	0.00
Assam	1557	0	1557	100.00
Bihar	0	0	0	0.00
Goa	0	0	0	0.00
Gujarat	0	0	0	0.00
Haryana	0	0	0	0.00
Himachal Pradesh	0	0	0	0.00
Jammu & Kashmir	0	0	0	0.00
karnataka	0	0	0	0.00
Kerala	0	0	0	0.00
Madhya Pradesh	8371	0	8371	100.00
Maharastra	74183	1665	75848	97.81
Manipur	0	0	0	0.00
Meghalaya	0	0	0	0.00
Mizoram	0	0	0	0.00
Nagaland	0	0	0	0.00
Orissa	0	0	0	0.00
Punjab	0	0	0	0.00
Rajasthan	0	0	0	0.00
sikkim	0	0	0	0.00
Tamil Nadu	0	0	0	0.00
Tripura	0	0	0	0.00
Utter Pradesh	0	0	0	0.00
West Bengal	0	0	0	0.00
A & N Islands	0	0	0	0.00
Chandigarh	0	0	0	0.00
D & N Haveli	0	0	0	0.00
Daman & Diu	0	0	0	0.00
Delhi	0	0	0	0.00
Lakshadweep	0	0	0	0.00
Pondicherry	0	0	0	0.00
INDIA	84110	1665	85775	98.06

TABLE IV - Total Income (Recurring & Non-Recurring) By Type of Institutions
H- Institutions Imparting Instructions in Diploma/certificate
Courses of School Level(Below Matric Level)
(c)Teacher Training

(Rupee in Thousands)

State/Union Territory	RECURRING	NON-REC.	TOTAL	% OF REC. INCOME (COL. 2) TO TOTAL INCOME (COL. 4)
1	2	3	4	5
Andhra Pradesh	0	0	0	0.00
Arunachal pradesh	0	0	0	0.00
Assam	0	0	0	0.00
Bihar	0	0	0	0.00
Goa	0	0	0	0.00
Gujarat	107493	7112	114605	93.79
Haryana	0	0	0	0.00
Himachal Pradesh	16688	934	17623	94.70
Jammu & Kashmir	0	0	0	0.00
karnataka	36921	7	36928	99.98
Kerala	0	0	0	0.00
Madhya Pradesh	87522	0	87522	100.00
Maharashtra	229677	6933	236610	97.07
Manipur	0	0	0	0.00
Meghalaya	12941	434	13375	96.75
Mizoram	17785	0	17785	100.00
Nagaland	4262	0	4262	100.00
Orissa	0	0	0	0.00
Punjab	32760	5011	37771	86.73
Rajasthan	0	0	0	0.00
sikkim	6510	7700	14210	45.81
Tamil Nadu	307	0	307	100.00
Tripura	1277	65	1342	95.16
Utter Pradesh	131340	1698	133038	98.72
West Bengal	70930	0	70930	100.00
A & N Islands	0	0	0	0.00
Chandigarh	0	0	0	0.00
D & N Haveli	0	0	0	0.00
Daman & Diu	0	0	0	0.00
Delhi	0	0	0	0.00
Lakshadweep	0	0	0	0.00
Pondicherry	0	0	0	0.00
INDIA	756413	29895	786307	96.20

**TABLE IV - Total Income (Recurring & Non-Recurring) By Type of Institutions
H- Institutions Imparting Instructions in Diploma/certificate
Courses of School Level(Below Matric Level)
(d) Industrial/Arts & Crafts**

(Rupee in Thousands)

State/Union Territory	RECURRING	NON-REC.	TOTAL	% OF REC. INCOME (COL. 2) TO TOTAL INCOME (COL. 4)
1	2	3	4	5
Andhra Pradesh	0	0	0	0.00
Arunachal pradesh	0	0	0	0.00
Assam	5354	757	6111	87.61
Bihar	4818	0	4818	100.00
Goa	0	0	0	0.00
Gujarat	0	0	0	0.00
Haryana	0	0	0	0.00
Himachal Pradesh	31094	1378	32473	95.76
Jammu & Kashmir	1732	0	1732	100.00
karnataka	0	0	0	0.00
Kerala	176157	8927	185084	95.18
Madhya Pradesh	20684	21200	41885	49.38
Maharastra	0	0	0	0.00
Manipur	4353	516	4869	89.40
Meghalaya	8607	0	8607	100.00
Mizoram	0	0	0	0.00
Nagaland	0	0	0	0.00
Orissa	0	0	0	0.00
Punjab	18546	452	18998	97.62
Rajasthan	0	0	0	0.00
sikkim	0	0	0	0.00
Tamil Nadu	27130	3924	31054	87.36
Tripura	0	0	0	0.00
Utter Pradesh	11027	605	11632	94.80
West Bengal	0	0	0	0.00
A & N Islands	0	0	0	0.00
Chandigarh	0	0	0	0.00
D & N Haveli	0	0	0	0.00
Daman & Diu	0	0	0	0.00
Delhi	0	0	0	0.00
Lakshadweep	0	0	0	0.00
Pondicherry	173	0	173	100.00
INDIA	309676	37760	347436	89.13

TABLE IV - Total Income (Recurring & Non-Recurring) By Type of Institutions
H- Institutions Imparting Instructions in Diploma/certificate
Courses of School Level(Below Matric Level)
(e) Music & Fine Arts

(Rupee in Thousands)

State/Union Territory	RECURRING	NON-REC.	TOTAL	% OF REC. INCOME (COL. 2) TO TOTAL INCOME (COL. 4)
1	2	3	4	5
Andhra Pradesh	0	0	0	0.00
Arunachal pradesh	0	0	0	0.00
Assam	1087	69	1156	94.07
Bihar	0	0	0	0.00
Goa	2367	0	2367	100.00
Gujarat	1676	1018	2694	62.22
Haryana	0	0	0	0.00
Himachal Pradesh	0	0	0	0.00
Jammu & Kashmir	0	0	0	0.00
karnataka	0	0	0	0.00
Kerala	11016	83	11100	99.25
Madhya Pradesh	1908	0	1908	100.00
Maharastra	0	0	0	0.00
Manipur	0	0	0	0.00
Meghalaya	0	0	0	0.00
Mizoram	0	0	0	0.00
Nagaland	0	0	0	0.00
Orissa	0	0	0	0.00
Punjab	0	0	0	0.00
Rajasthan	4197	0	4197	100.00
sikkim	0	0	0	0.00
Tamil Nadu	2721	175	2896	93.96
Tripura	0	0	0	0.00
Utter Pradesh	808	17	825	97.96
West Bengal	0	0	0	0.00
A & N Islands	0	0	0	0.00
Chandigarh	0	0	0	0.00
D & N Haveli	0	0	0	0.00
Daman & Diu	0	0	0	0.00
Delhi	0	0	0	0.00
Lakshadweep	0	0	0	0.00
Pondicherry	0	0	0	0.00
INDIA	25780	1361	27141	94.99

TABLE IV - Total Income (Recurring & Non-Recurring) By Type of Institutions
H- Institutions Imparting Instructions in Diploma/certificate
Courses of School Level(Below Matric Level)
(f) For the Handicapped

(Rupee in Thousands)

State/Union Territory	RECURRING	NON-REC.	TOTAL	% OF REC. INCOME (COL. 2) TO TOTAL INCOME (COL. 4)
1	2	3	4	5
Andhra Pradesh	36248	1666	37913	95.61
Arunachal pradesh	0	0	0	0.00
Assam	6065	323	6388	94.95
Bihar	45589	0	45589	100.00
Goa	0	0	0	0.00
Gujarat	89330	4868	94198	94.83
Haryana	0	0	0	0.00
Himachal Pradesh	3135	21	3156	99.33
Jammu & Kashmir	0	0	0	0.00
karnataka	0	0	0	0.00
Kerala	31137	2445	33582	92.72
Madhya Pradesh	3207	34	3241	98.94
Maharastra	0	0	0	0.00
Manipur	2134	556	2690	79.31
Meghalaya	0	0	0	0.00
Mizoram	0	0	0	0.00
Nagaland	0	0	0	0.00
Orissa	0	0	0	0.00
Punjab	5327	19	5346	99.64
Rajasthan	8125	195	8320	97.66
sikkim	0	0	0	0.00
Tamil Nadu	4558	0	4558	100.00
Tripura	3791	369	4160	91.12
Utter Pradesh	6100	22	6121	99.65
West Bengal	0	0	0	0.00
A & N Islands	0	0	0	0.00
Chandigarh	0	0	0	0.00
D & N Haveli	0	0	0	0.00
Daman & Diu	0	0	0	0.00
Delhi	0	0	0	0.00
Lakshadweep	0	0	0	0.00
Pondicherry	2199	0	2199	100.00
INDIA	246944	10519	257463	95.91

TABLE IV - Total Income (Recurring & Non-Recurring) By Type of Institutions
H- Institutions Imparting Instructions in Diploma/certificate
Courses of School Level(Below Matric Level)
(g) Reformatory/certified

(Rupee in Thousands)

State/Union Territory	RECURRING	NON-REC.	TOTAL	% OF REC. INCOME (COL. 2) TO TOTAL INCOME (COL. 4)
1	2	3	4	5
Andhra Pradesh	14153	0	14153	100.00
Arunachal pradesh	0	0	0	0.00
Assam	267	0	267	100.00
Bihar	530	0	530	100.00
Goa	0	0	0	0.00
Gujarat	8973	0	8973	100.00
Haryana	0	0	0	0.00
Himachal Pradesh	0	0	0	0.00
Jammu & Kashmir	0	0	0	0.00
karnataka	0	0	0	0.00
Kerala	5052	0	5052	100.00
Madhya Pradesh	4556	0	4556	100.00
Maharastra	0	0	0	0.00
Manipur	0	0	0	0.00
Meghalaya	0	0	0	0.00
Mizoram	0	0	0	0.00
Nagaland	0	0	0	0.00
Orissa	0	0	0	0.00
Punjab	737	0	737	100.00
Rajasthan	0	0	0	0.00
sikkim	0	0	0	0.00
Tamil Nadu	381629	40080	421709	90.50
Tripura	0	0	0	0.00
Utter Pradesh	0	0	0	0.00
West Bengal	0	0	0	0.00
A & N Islands	0	0	0	0.00
Chandigarh	0	0	0	0.00
D & N Haveli	0	0	0	0.00
Daman & Diu	0	0	0	0.00
Delhi	0	0	0	0.00
Lakshadweep	0	0	0	0.00
Pondicherry	0	0	0	0.00
INDIA	415897	40080	455977	91.21

TABLE IV - Total Income (Recurring & Non-Recurring) By Type of Institutions
H- Institutions imparting Instructions in Diploma/certificate
Courses of School Level(Below Matric Level)
(h) Oriental Studies

(Rupee in Thousands)

State/Union Territory	RECURRING	NON-REC.	TOTAL	% OF REC. INCOME (COL. 2) TO TOTAL INCOME (COL. 4)
1	2	3	4	5
Andhra Pradesh	85102	997	86099	98.84
Arunachal pradesh	0	0	0	0.00
Assam	20097	2258	22355	89.90
Bihar	96347	442	96790	99.54
Goa	0	0	0	0.00
Gujarat	7608	1734	9341	81.44
Haryana	0	0	0	0.00
Himachal Pradesh	502	0	502	100.00
Jammu & Kashmir	0	0	0	0.00
karnataka	27581	4289	31870	86.54
Kerala	0	0	0	0.00
Madhya Pradesh	8353	47	8400	99.44
Maharastra	3622	0	3622	100.00
Manipur	94	0	94	100.00
Meghalaya	0	0	0	0.00
Mizoram	0	0	0	0.00
Nagaland	0	0	0	0.00
Orissa	0	0	0	0.00
Punjab	0	0	0	0.00
Rajasthan	0	0	0	0.00
sikkim	0	0	0	0.00
Tamil Nadu	13960	0	13960	100.00
Tripura	3017	0	3017	100.00
Utter Pradesh	44136	3912	48048	91.86
West Bengal	58396	0	58396	100.00
A & N Islands	0	0	0	0.00
Chandigarh	0	0	0	0.00
D & N Haveli	0	0	0	0.00
Daman & Diu	0	0	0	0.00
Delhi	0	0	0	0.00
Lakshadweep	0	0	0	0.00
Pondicherry	0	0	0	0.00
INDIA	368814	13679	382492	96.42

TABLE IV - Total Income (Recurring & Non-Recurring) By Type of Institutions
H- Institutions Imparting Instructions in Diploma/certificate
Courses of School Level(Below Matric Level)
(I) Social (Adult) Education

(Rupee in Thousands)

State/Union Territory	RECURRING	NON-REC.	TOTAL	% OF REC. INCOME (COL. 2) TO TOTAL INCOME (COL. 4)
1	2	3	4	5
Andhra Pradesh	0	0	0	0.00
Arunachal pradesh	5525	524	6049	91.34
Assam	0	0	0	0.00
Bihar	0	0	0	0.00
Goa	0	0	0	0.00
Gujarat	0	0	0	0.00
Haryana	0	0	0	0.00
Himachal Pradesh	7296	0	7296	100.00
Jammu & Kashmir	0	0	0	0.00
karnataka	0	0	0	0.00
Kerala	0	0	0	0.00
Madhya Pradesh	44184	0	44184	100.00
Maharashtra	72710	0	72710	100.00
Manipur	0	0	0	0.00
Meghalaya	0	0	0	0.00
Mizoram	10740	0	10740	100.00
Nagaland	12025	0	12025	100.00
Orissa	0	0	0	0.00
Punjab	0	0	0	0.00
Rajasthan	11205	0	11205	100.00
sikkim	4300	0	4300	100.00
Tamil Nadu	70699	2	70701	100.00
Tripura	107183	388	107571	99.64
Utter Pradesh	5878	145597	151475	3.88
West Bengal	0	0	0	0.00
A & N Islands	2118	0	2118	100.00
Chandigarh	0	0	0	0.00
D & N Haveli	0	0	0	0.00
Daman & Diu	0	0	0	0.00
Delhi	0	0	0	0.00
Lakshadweep	767	0	767	100.00
Pondicherry	0	0	0	0.00
INDIA	354629	146511	501140	70.76

TABLE IV - Total Income (Recurring & Non-Recurring) By Type of institutions
H- Institutions Imparting Instructions in Diploma/certificate
Courses of School Level(Below Matric Level)
(j) Others

(Rupee in Thousands)

State/Union Territory	RECURRING	NON-REC.	TOTAL	% OF REC. INCOME (COL. 2) TO TOTAL INCOME (COL. 4)
1	2	3	4	5
Andhra Pradesh	0	0	0	0.00
Arunachal pradesh	0	0	0	0.00
Assam	5540	1235	6775	81.77
Bihar	324	0	324	100.00
Goa	0	0	0	0.00
Gujarat	0	0	0	0.00
Haryana	0	0	0	0.00
Himachal Pradesh	1933	0	1933	100.00
Jammu & Kashmir	0	0	0	0.00
karnataka	0	0	0	0.00
Kerala	0	0	0	0.00
Madhya Pradesh	28671	0	28671	100.00
Maharastra	94	34	128	73.27
Manipur	951	178	1128	84.24
Meghalaya	0	0	0	0.00
Mizoram	0	0	0	0.00
Nagaland	27703	0	27703	100.00
Orissa	0	0	0	0.00
Punjab	0	0	0	0.00
Rajasthan	0	0	0	0.00
sikkim	9375	3000	12375	75.76
Tamil Nadu	0	0	0	0.00
Tripura	0	0	0	0.00
Utter Pradesh	370972	552528	923500	40.17
West Bengal	0	0	0	0.00
A & N Islands	0	0	0	0.00
Chandigarh	0	0	0	0.00
D & N Haveli	0	0	0	0.00
Daman & Diu	0	0	0	0.00
Delhi	0	0	0	0.00
Lakshadweep	0	0	0	0.00
Pondicherry	0	0	0	0.00
INDIA	445562	556975	1002537	44.44

**TABLE IV - Total Income (Recurring & Non-Recurring) By Type of Institutions
H- Institutions Imparting Instructions in Diploma/certificate
Courses of School Level(Below Matric Level)
Total I (a to j)**

(Rupee in Thousands)

State/Union Territory	RECURRING	NON-REC.	TOTAL	% OF REC. INCOME (COL. 2) TO TOTAL INCOME (COL. 4)
1	2	3	4	5
Andhra Pradesh	135503	2663	138166	98.07
Arunachal pradesh	5525	524	6049	91.34
Assam	39968	4642	44610	89.59
Bihar	147608	442	148051	99.70
Goa	2367	0	2367	100.00
Gujarat	215079	14732	229811	93.59
Haryana	0	0	0	0.00
Himachal Pradesh	60648	2334	62983	96.29
Jammu & Kashmir	1732	0	1732	100.00
karnataka	64502	4296	68798	93.76
Kerala	223363	11456	234818	95.12
Madhya Pradesh	207455	21282	228737	90.70
Maharashtra	422434	8632	431066	98.00
Manipur	7531	1251	8781	85.76
Meghalaya	21548	434	21982	98.02
Mizoram	28525	0	28525	100.00
Nagaland	43990	0	43990	100.00
Orissa	0	0	0	0.00
Punjab	57369	5482	62851	91.28
Rajasthan	23993	195	24188	99.19
sikkim	20185	10700	30885	65.36
Tamil Nadu	501004	44181	545185	91.90
Tripura	115268	822	116090	99.29
Utter Pradesh	570261	704378	1274639	44.74
West Bengal	129326	0	129326	100.00
A & N Islands	2118	0	2118	100.00
Chandigarh	0	0	0	0.00
D & N Haveli	0	0	0	0.00
Daman & Diu	0	0	0	0.00
Delhi	0	0	0	0.00
Lakshadweep	767	0	767	100.00
Pondicherry	2372	0	2372	100.00
INDIA	3050441	838444	3888885	78.44

TABLE IV - Total Income (Recurring & Non-Recurring) By Type of Institutions

I. Directorate and Inspectorate

(Rupee in Thousands)

State/Union Territory	RECURRING	NON-REC.	TOTAL	% OF REC. INCOME (COL. 2) TO TOTAL INCOME (COL. 4)
1	2	3	4	5
Andhra Pradesh	146435	0	146435	100.00
Arunachal pradesh	49318	6402	55719	88.51
Assam	189699	12169	201867	93.97
Bihar	1126200	68229	1194430	94.29
Goa	2600	0	2600	100.00
Gujarat	200588	3964	204552	98.06
Haryana	138399	0	138399	100.00
Himachal Pradesh	108377	0	108377	100.00
Jammu & Kashmir	0	0	0	0.00
karnataka	71154	0	71154	100.00
Kerala	229801	0	229801	100.00
Madhya Pradesh	864642	0	864642	100.00
Maharastra	200157	109045	309202	64.73
Manipur	55991	20709	76701	73.00
Meghalaya	34767	0	34767	100.00
Mizoram	34394	1925	36319	94.70
Nagaland	45158	0	45158	100.00
Orissa	35462	132771	168233	21.08
Punjab	971583	0	971583	100.00
Rajasthan	415329	3696	419024	99.12
sikkim	30925	0	30925	100.00
Tamil Nadu	569845	0	569845	100.00
Tripura	147655	22810	170465	86.62
Utter Pradesh	5110124	2619143	7729267	66.11
West Bengal	198986	0	198986	100.00
A & N Islands	12160	28500	40660	29.91
Chandigarh	0	0	0	0.00
D & N Haveli	4589	720	5309	86.45
Daman & Diu	0	0	0	0.00
Delhi	0	0	0	0.00
Lakshadweep	2308	0	2308	100.00
Pondicherry	21943	1282	23225	94.48
INDIA	11018589	3031365	14049953	78.42

TABLE IV - Total Income (Recurring & Non-Recurring) By Type of Institutions
Grand Total - J(A to I)

(Rupee in Thousands)

State/Union Territory	RECURRING	NON-REC.	TOTAL	% OF REC. INCOME (COL. 2) TO TOTAL INCOME (COL. 4)
1	2	3	4	5
Andhra Pradesh	19102073	212051	19314125	98.90
Arunachal Pradesh	657793	152164	809958	81.21
Assam	7937975	453043	8391018	94.60
Bihar	17464346	165606	17629952	99.06
Goa	792760	8779	801538	98.90
Gujarat	17680633	954079	18634712	94.88
Haryana	6436409	66883	6503293	98.97
Himachal Pradesh	3610858	56341	3667199	98.46
Jammu & Kashmir	3083911	163249	3247161	94.97
Karnataka	8423413	836454	9259867	90.97
Kerala	11198736	205985	11404721	98.19
Madhya Pradesh	15108644	93010	15201654	99.39
Maharashtra	39242754	1673236	40915991	95.91
Manipur	1201448	104865	1306312	91.97
Meghalaya	878678	72959	951637	92.33
Mizoram	859845	84238	944082	91.08
Nagaland	800292	160504	960796	83.29
Orissa	2757911	5786896	8544807	32.28
Punjab	10172333	56180	10228513	99.45
Rajasthan	13690712	191779	13882492	98.62
Sikkim	552795	39300	592095	93.36
Tamil Nadu	16835431	162106	16997537	99.05
Tripura	1810009	155442	1965451	92.09
Uttar Pradesh	31275048	3763934	35038982	89.26
West Bengal	16660300	69100	16729400	99.59
A & N Islands	413922	140066	553988	74.72
Chandigarh	276589	0	276589	100.00
D & N Haveli	57318	40039	97358	58.87
Daman & Diu	42468	11	42479	99.97
Delhi	10025606	319645	10345251	96.91
Lakshadweep	89830	12320	102150	87.94
Pondicherry	493950	47764	541714	91.18
INDIA	259634792	16248029	275882821	94.11

TABLE V - Recurring Expenditure By Item and Type of Institutions
A - Boards of Intermediate and/or Secondary Education

(Rupee in Thousands)

State/Union Territory	Salaries and Allowances of Teaching and Academic staff	Salaries and Allowances of Non Teaching staff	Hostels	Libraries	Stipends Scholarships & other Financial concessions	Apparatus chemical & consumable stores	Other Item	Total (Recurring) (col.2 to 8)	% of Expenditure on salaries of Teaching staff of Total Recurring Expenditure
1	2	3	4	5	6	7	8	9	10
Andhra Pradesh	0	18251	0	0	0	0	69396	87647	0.00
Arunachal pradesh	0	0	0	0	0	0	0	0	0.00
Assam	0	19838	0	0	0	2560	66943	89341	0.00
Bihar	0	405986	0	13	0	5927	209562	621487	0.00
Goa	0	2983	0	0	0	0	5637	8620	0.00
Gujarat	0	19181	0	0	0	0	105399	124580	0.00
Haryana	0	57480	0	0	8627	0	69986	136093	0.00
Himachal Pradesh	0	36818	0	19	220	0	98461	135518	0.00
Jammu & Kashmir	0	978	0	251	0	1059	7966	10254	0.00
karnataka	0	18538	0	0	0	0	99878	118416	0.00
Kerala	0	8753	0	0	0	0	56029	64783	0.00
Madhya Pradesh	0	0	0	0	0	0	0	0	0.00
Maharastra	0	314876	0	0	0	0	0	314876	0.00
Manipur	0	6204	0	0	0	0	7235	13439	0.00
Meghalaya	0	7142	0	0	0	0	7634	14776	0.00
Mizoram	0	0	0	0	0	0	0	0	0.00
Nagaland	0	4300	0	0	0	0	1439	5739	0.00
Orissa	0	0	0	0	0	0	0	0	0.00
Punjab	0	41434	0	475	570	0	23832	66311	0.00
Rajasthan	0	33643	0	135	307	408	56515	91009	0.00
sikkim	0	0	0	0	0	0	0	0	0.00
Tamil Nadu	0	0	0	0	0	0	0	0	0.00
Tripura	0	4312	0	0	0	0	3749	8061	0.00
Utter Pradesh	0	95263	0	0	0	0	164960	260224	0.00
West Bengal	0	0	0	0	0	0	0	0	0.00
A & N Islands	0	0	0	0	0	0	0	0	0.00
Chandigarh	0	0	0	0	0	0	0	0	0.00
D & N Haveli	0	0	0	0	0	0	0	0	0.00
Daman & Diu	0	0	0	0	0	0	0	0	0.00
Delhi	0	0	0	0	0	0	0	0	0.00
Lakshadweep	0	0	0	0	0	0	0	0	0.00
Pondichery	0	0	0	0	0	0	0	0	0.00
INDIA	0	1095980	0	893	9724	9954	1054621	2171172	0.00

TABLE V - Recurring Expenditure By Item and Type of Institutions
B-Intermediate/Pre-Degree/Jr. Colleges

(Rupee in Thousands)

Stats/Union Territory	Salaries and Allowances of Teaching and Academic staff	Salaries and Allowances of Non Teaching staff	Hostels	Libraries	Stipends Scholarships & other Financial concessions	Apparatus chemical & consumable stores	Other Item	Total (Recurring) (col.2 to 8)	% of Expenditure on salaries of Teaching staff of Total Recurring Expenditure
1	2	3	4	5	6	7	8	9	10
Andhra Pradesh	2172161	226695	268805	5103	9453	13281	232534	2928032	74.19
Arunachal pradesh	0	0	0	0	0	0	0	0	0.00
Assam	6557	1300	0	25	628	12	637	9159	71.59
Bihar	229357	28409	1796	230	1410	948	8967	271116	84.60
Goa	0	0	0	0	0	0	0	0	0.00
Gujarat	0	0	0	0	0	0	0	0	0.00
Haryana	0	0	0	0	0	0	0	0	0.00
Himachal Pradesh	0	0	0	0	0	0	0	0	0.00
Jammu & Kashmir	0	0	0	0	0	0	0	0	0.00
karnataka	0	0	0	0	0	0	0	0	0.00
Kerala	0	0	0	0	0	0	0	0	0.00
Madhya Pradesh	0	0	0	0	0	0	0	0	0.00
Maharashtra	900220	8217	1352	3802	2590	8482	82831	1007473	89.35
Manipur	0	0	0	0	0	0	0	0	0.00
Meghalaya	0	0	0	0	0	0	0	0	0.00
Mizoram	0	0	0	0	0	0	0	0	0.00
Nagaland	0	0	0	0	0	0	0	0	0.00
Orissa	71301	19032	444	1433	2547	1201	25830	121788	58.54
Punjab	0	0	0	0	0	0	0	0	0.00
Rajasthan	0	0	0	0	0	0	0	0	0.00
sikkim	0	0	0	0	0	0	0	0	0.00
Tamil Nadu	0	0	0	0	0	0	0	0	0.00
Tripura	0	0	0	0	0	0	0	0	0.00
Utter Pradesh	0	0	0	0	0	0	0	0	0.00
West Bengal	0	0	0	0	0	0	0	0	0.00
A & N Islands	0	0	0	0	0	0	0	0	0.00
Chandigarh	0	0	0	0	0	0	0	0	0.00
D & N Haveli	0	0	0	0	0	0	0	0	0.00
Daman & Diu	0	0	0	0	0	0	0	0	0.00
Delhi	0	0	0	0	0	0	0	0	0.00
Lakshadweep	0	0	0	0	0	0	0	0	0.00
Pondicherry	1597	507	0	7	0	58	139	2308	69.19
INDIA	3381193	284160	272396	10600	16628	23962	350939	4339877	77.91

TABLE V - Recurring Expenditure By Item and Type of Institutions
C - Higher Secondary Schools(10+2 pattern)
(I) Higher Secondary Schools with Academic Streams

(Rupee in Thousands)

State/Union Territory	Salaries and Allowances of Teaching and Academic staff	Salaries and Allowances of Non Teaching staff	Hostels	Libraries	Stipends Scholarships & other Financial concessions	Apparatus chemical & consumable stores	Other Item	Total (Recurring) (col.2 to 8)	% of Expenditure on salaries of Teaching staff of Total Recurring Expenditure
1	2	3	4	5	6	7	8	9	10
Andhra Pradesh	293060	30585	36266	689	1275	1792	31373	395039	74.19
Arunachal pradesh	93911	8837	978	3091	7200	931	5498	120446	77.97
Assam	809683	140093	944	1365	3338	3540	16756	975719	82.98
Bihar	205788	25489	1611	206	1265	851	8045	243256	84.60
Goa	27887	10789	349	508	267	1138	1696	42633	65.41
Gujarat	2652356	465790	4911	12771	61094	34886	194906	3426713	77.40
Haryana	1319749	174455	1938	9558	22893	7282	84509	1620384	81.45
Himachal Pradesh	531946	121703	33082	997	13356	4406	56713	762204	69.79
Jammu & Kashmir	384313	76111	715	5669	2217	1400	7407	477830	80.43
karnataka	1997414	222734	16495	1887	21826	2419	78737	2341512	85.30
Kerala	321154	37966	27313	1426	4042	3036	46989	441927	72.67
Madhya Pradesh	2157245	246638	10599	5623	79713	9979	19913	2529709	85.28
Maharashtra	4960944	926329	8504	19095	21216	54301	527466	6517855	76.11
Manipur	92497	13980	2389	128	228	910	3641	113773	81.30
Meghalaya	18692	5960	8805	0	337	856	3034	37684	49.60
Mizoram	8588	959	0	2	237	1	178	9965	86.18
Nagaland	9536	2529	348	0	224	0	7	12644	75.42
Orissa	34527	9216	215	694	1233	582	12508	58976	58.54
Punjab	1302305	185058	10372	12383	25673	4610	106122	1646523	79.09
Rajasthan	1534645	454635	7115	8717	38213	9281	64236	2116842	72.50
ikkim	43474	0	0	155	0	0	5536	49165	88.42
Tamil Nadu	0	0	0	0	0	0	0	0	0.00
tripura	329258	32877	4232	1036	13537	983	30248	412169	79.88
Uttar Pradesh	4912918	997463	7998	7574	116740	18743	121634	6183070	79.46
West Bengal	875967	104251	6851	4695	7425	7203	72630	1079022	81.18
Andaman & N Islands	75012	0	0	1564	240	0	12025	88841	84.43
Chandigarh	117714	16978	0	27	163	26	4164	139072	84.64
Chandernagore & N Havell	9886	271	0	66	157	0	61	10441	94.68
Daman & Diu	2612	616	0	0	12	46	240	3525	74.09
Delhi	3975379	505393	0	30655	37235	47434	648592	5244687	75.80
Jharkhand	5788	878	1761	82	3296	1043	200	13048	44.36
Kochi	52842	8090	0	107	386	738	5605	67768	77.97
INDIA	29157088	4826675	193789	130768	485036	218417	2170670	37182442	78.42

TABLE V - Recurring Expenditure By Item and Type of Institutions
C-Higher Secondary Schools(10+2 pattern)
(ii) Higher Secondary Schools with vocational streams

(Rupee In Thousands)

State/Union Territory	Salaries and Allowances of Teaching and Academic staff	Salaries and Allowances of Non Teaching staff	Hostels	Libraries	Stipends Scholarships & other Financial concessions	Apparatus chemical & consumable stores	Other Item	Total (Recurring) (col.2 to 8)	% of Expenditure on salaries of Teaching staff of Total Recurring Expenditure
1	2	3	4	5	6	7	8	9	10
Andhra Pradesh	0	0	0	0	0	0	0	0	0.00
Arunachal Pradesh	0	0	0	0	0	0	0	0	0.00
Assam	0	0	0	0	0	0	0	0	0.00
Bihar	0	0	0	0	0	0	0	0	0.00
Goa	0	0	0	0	0	0	0	0	0.00
Gujarat	127711	25137	225	637	5252	2320	11782	173064	73.79
Haryana	29518	25802	0	0	962	13843	1653	71778	41.12
Himachal Pradesh	0	0	0	0	0	0	0	0	0.00
Jammu & Kashmir	0	0	0	0	0	0	0	0	0.00
Karnataka	0	0	0	0	0	0	0	0	0.00
Kerala	43981	9386	387	84	4103	1001	1079	60021	73.28
Madhya Pradesh	0	0	0	0	0	0	0	0	0.00
Maharashtra	0	0	0	0	0	0	0	0	0.00
Manipur	0	0	0	0	0	0	0	0	0.00
Meghalaya	0	0	0	0	0	0	0	0	0.00
Mizoram	0	0	0	0	0	0	0	0	0.00
Nagaland	0	0	0	0	0	0	0	0	0.00
Orissa	23691	7125	166	537	953	450	9670	45592	58.54
Punjab	0	0	0	0	0	0	0	0	0.00
Rajasthan	0	0	0	0	0	0	0	0	0.00
Sikkim	3501	0	0	12	0	0	446	3960	88.42
Tamil Nadu	0	0	0	0	0	0	0	0	0.00
Tripura	0	0	0	0	0	0	0	0	0.00
Uttar Pradesh	0	0	0	0	0	0	0	0	0.00
West Bengal	0	0	0	0	0	0	0	0	0.00
A & N Islands	0	0	0	0	0	0	0	0	0.00
Chandigarh	0	0	0	0	0	0	0	0	0.00
D & N Haveli	0	0	0	0	0	0	0	0	0.00
Daman & Diu	0	0	0	0	0	0	0	0	0.00
Delhi	0	0	0	0	0	0	0	0	0.00
Lakshadweep	0	0	0	0	0	0	0	0	0.00
Pondicherry	1524	612	0	0	5	17	38	2196	69.40
INDIA	232926	68062	778	1270	11278	17631	24667	356610	65.32

TABLE V - Recurring Expenditure By Item and Type of Institutions

C-Higher Secondary schools(10+2 pattern)

(iii) Higher Secondary Schools with Vocational and Academic streams

(Rupee in Thousands)

State/Union Territory	Salaries and Allowances of Teaching and Academic staff	Salaries and Allowances of Non Teaching staff	Hostels	Libraries	Stipends Scholarships & other Financial concessions	Apparatus chemical & consumable stores	Other Item	Total (Recurring) (col.2 to 8)	% of Expenditure on salaries of Teaching staff of Total Recurring Expenditure
1	2	3	4	5	6	7	8	9	10
Andhra Pradesh	0	0	0	0	0	0	0	0	0.00
Arunachal pradesh	0	0	0	0	0	0	0	0	0.00
Assam	0	0	0	0	0	0	0	0	0.00
Bihar	0	0	0	0	0	0	0	0	0.00
Goa	59342	20608	251	925	619	1479	3741	86964	68.24
Gujarat	246515	54147	20	842	6006	3506	19095	330131	74.67
Haryana	0	0	0	0	0	0	0	0	0.00
Himachal Pradesh	64596	12094	459	44	1048	836	852	79930	80.82
Jammu & Kashmir	0	0	0	0	0	0	0	0	0.00
karnataka	0	0	0	0	0	0	0	0	0.00
Kerala	0	0	0	0	0	0	0	0	0.00
Madhya Pradesh	0	0	0	0	0	0	0	0	0.00
Maharastra	0	0	0	0	0	0	0	0	0.00
Manipur	0	0	0	0	0	0	0	0	0.00
Meghalaya	0	0	0	0	0	0	0	0	0.00
Mizoram	0	0	0	0	0	0	0	0	0.00
Nagaland	0	0	0	0	0	0	0	0	0.00
Orissa	0	0	0	0	0	0	0	0	0.00
Punjab	710554	113823	56	10002	17348	2710	15989	870481	81.63
Rajasthan	302376	89578	1402	1718	7529	1829	12657	417088	72.50
sikkim	0	0	0	0	0	0	0	0	0.00
Tamil Nadu	3695194	382746	8332	4204	48586	7560	89357	4235979	87.23
Tripura	0	0	0	0	0	0	0	0	0.00
Utter Pradesh	0	0	0	0	0	0	0	0	0.00
West Bengal	0	0	0	0	0	0	0	0	0.00
A & N Islands	4298	0	0	90	14	0	689	5091	84.43
Chandigarh	0	0	0	0	0	0	0	0	0.00
D & N Haveli	0	0	0	0	0	0	0	0	0.00
Daman & Diu	0	0	0	0	0	0	0	0	0.00
Delhi	0	0	0	0	0	0	0	0	0.00
Lakshadweep	0	0	0	0	0	0	0	0	0.00
Pondicherry	51382	8472	0	88	480	105	1942	62469	82.25
INDIA	5134257	681468	10519	17913	81629	18025	144321	6088132	84.33

TABLE V - Recurring Expenditure By Item and Type of Institutions
Total C-(I to III) (10+2 pattern)

(Rupee in Thousands)

State/Union Territory	Salaries and Allowances of Teaching and Academic staff	Salaries and Allowances of Non Teaching staff	Hostels	Libraries	Stipends Scholarships & other Financial concessions	Apparatus chemical & consumable stores	Other Item	Total (Recurring) (col.2 to 8)	% of Expenditure on salaries of Teaching staff of Total Recurring Expenditure
1	2	3	4	5	6	7	8	9	10
Andhra Pradesh	293060	30585	36266	689	1275	1792	31373	395039	74.19
Arunachal Pradesh	93911	8837	978	3091	7200	931	5498	120446	77.97
Assam	809683	140093	944	1365	3338	3540	16756	975719	82.98
Bihar	205788	25489	1611	206	1265	851	8045	243256	84.60
Goa	87228	31397	599	1433	886	2617	5436	129596	67.31
Gujarat	3026582	545074	5156	14250	72352	40712	225783	3929908	77.01
Haryana	1349267	200258	1938	9558	23855	21125	86163	1692163	79.74
Himachal Pradesh	596542	133797	33541	1041	14405	5243	57566	842134	70.84
Jammu & Kashmir	384313	76111	715	5669	2217	1400	7407	477830	80.43
Karnataka	1997414	222734	16495	1887	21826	2419	78737	2341512	85.30
Kerala	365135	47352	27700	1511	8144	4037	48068	501948	72.74
Madhya Pradesh	2157245	246638	10599	5623	79713	9979	19913	2529709	85.28
Maharashtra	4960944	926329	8504	19095	21216	54301	527466	6517855	76.11
Manipur	92497	13980	2389	128	228	910	3641	113773	81.30
Meghalaya	18692	5960	8805	0	337	856	3034	37684	49.60
Mizoram	8588	959	0	2	237	1	178	9985	86.18
Nagaland	9536	2529	348	0	224	0	7	12644	75.42
Orissa	6219	16341	381	1231	2187	1031	22178	104567	58.54
Punjab	2012858	298881	10428	22385	43021	7320	122111	2517004	79.97
Rajasthan	1837021	544213	8517	10434	45742	11110	76892	2533930	72.50
Sikkim	46975	0	0	168	0	0	5982	53125	88.42
Tamil Nadu	3695194	382746	8332	4204	48586	7560	89357	4235979	87.23
Tripura	329258	32877	4232	1036	13537	983	30248	412169	79.88
Uttar Pradesh	4912918	997463	7998	7574	116740	18743	121634	6183070	79.46
West Bengal	875967	104251	6851	4695	7425	7203	72630	1079022	81.18
A & N Islands	79310	0	0	1654	254	0	12714	93932	84.43
Chandigarh	117714	16978	0	27	163	26	4164	139072	84.64
D & N Haveli	9886	271	0	66	157	0	61	10441	94.68
Daman & Diu	2612	616	0	0	12	46	240	3525	74.09
Delhi	3975379	505393	0	30655	37235	47434	648592	5244687	75.80
Lakshadweep	5788	878	1761	82	3296	1043	200	13048	44.36
Pondicherry	105748	17174	0	195	871	860	7585	132433	79.85
INDIA	34524271	5576205	205086	149950	577941	254074	2339658	43627185	79.13

TABLE V - Recurring Expenditure By Item and Type of Institutions
D - High/post Basic Schools

(Rupee in Thousands)

State/Union Territory	Salaries and Allowances of Teaching and Academic staff	Salaries and Allowances of Non Teaching staff	Hostels	Libraries	Stipends Scholarships & other Financial concessions	Apparatus chemical & consumable stores	Other Item	Total (Recurring) (col.2 to 8)	% of Expenditure on salaries of Teaching staff of Total Recurring Expenditure
1	2	3	4	5	6	7	8	9	10
Andhra Pradesh	5215713	842666	81570	13057	21961	4305	99309	6278582	83.07
Arunachal pradesh	82093	6248	1016	4470	10459	824	6634	111745	73.47
Assam	974864	169099	1494	4873	4149	2058	17810	1174348	83.01
Bihar	2988485	357041	3276	1646	24515	6810	59429	3441201	86.84
Goa	379621	74755	2483	1243	3760	2242	56357	520461	72.94
Gujarat	1807536	379579	6761	13477	35226	26387	169082	2438047	74.14
Haryana	1827593	306244	178	4588	22649	2522	35259	2199232	83.10
Himachal Pradesh	676648	109372	21123	1097	13562	4157	32539	858498	78.82
Jammu & Kashmir	745561	88997	2215	920	5411	2071	5706	850881	87.62
karnataka	4037160	450189	33339	3813	44115	4890	159142	4732648	85.30
Kerala	4491775	403566	10288	3478	76626	4907	75121	5065761	88.67
Madhya Pradesh	927026	213508	1773	1153	15031	3210	11530	1173231	79.01
Maharastra	7386638	1599696	20429	31882	26512	72852	766609	9904618	74.58
Manipur	287942	32057	97	999	1432	369	9986	332881	86.50
Meghalaya	192992	11504	1375	479	4409	4311	3984	219054	88.10
Mizoram	125668	14040	0	27	3467	20	2605	145828	86.18
Nagaland	115014	30500	4200	0	2700	0	84	152498	75.42
Orissa	1873983	151833	1997	2841	3260	1582	102	2035598	92.06
Punjab	1724640	324210	242	7118	49020	6025	62796	2174052	79.33
Rajasthan	1421647	376715	927	19127	25647	23426	36317	1903807	74.67
sikkim	79088	0	0	282	0	0	10072	89442	88.42
Tamil Nadu	2872917	226843	4407	4330	50044	7787	6276	3172604	90.55
Tripura	323655	24148	1157	1012	6212	536	21042	377761	85.68
Utter Pradesh	1163071	436679	790	2098	18814	3519	102563	1727535	67.33
West Bengal	5687751	923382	19657	18947	53576	25344	778797	7507456	75.76
A & N Islands	37089	0	0	1344	103	0	5996	44532	83.29
Chandigarh	90027	10927	0	70	579	33	2268	103904	66.64
D & N Haveli	2779	76	0	44	44	0	45	2988	93.00
Daman & Diu	16877	1993	0	19	212	243	761	20106	83.94
Delhi	505654	72373	0	4509	7335	7115	85694	682680	74.07
Lakshadweep	19405	3424	0	0	2129	0	514	25472	76.18
Pondicherry	96320	12709	0	28	2423	203	7662	119345	80.71
INDIA	48177233	7654370	220793	148972	535584	217750	2632092	59586794	80.85

TABLE V - Recurring Expenditure By Item and Type of Institutions
E - Middle/senior Basic Schools

(Rupee in Thousands)

State/Union Territory	Salaries and Allowances of Teaching and Academic staff	Salaries and Allowances of Non Teaching staff	Hostels	Libraries	Stipends Scholarships & other Financial concessions	Apparatus chemical & consumable stores	Other Item	Total (Recurring) (col.2 to 8)	% of Expenditure on salaries of Teaching staff of Total Recurring Expenditure
1	2	3	4	5	6	7	8	9	10
Andhra Pradesh	2909906						95588	3005494	96.82
Arunachal pradesh	122768						34732	157500	77.95
Assam	2046075						274885	2320961	88.16
Bihar	6350565						58352	6408917	99.09
Goa	15306						346	15651	97.79
Gujarat	7327812						475061	7802873	93.91
Haryana	456784						33943	490728	93.08
Himachal Pradesh	360611						31346	391958	92.00
Jammu & Kashmir	765124						57847	822971	92.97
karnataka	5605903						774209	6380112	87.87
Kerala	2482235						143643	2625879	94.53
Madhya Pradesh	2843495						1641	2845336	99.94
Maharashtra	8851980						1580492	10432472	84.85
Manipur	342257						23793	366051	93.50
Meghalaya	107087						22331	129418	82.74
Mizoram	279614						13246	292859	95.48
Nagaland	110000						81000	191000	57.59
Orissa	122386						0	122386	100.00
Punjab	608312						75752	684064	88.93
Rajasthan	1566756						75490	1642246	95.40
sikkim	71274						24161	95435	74.68
Tamil Nadu	2675141						307641	2982782	89.69
Tripura	234576						36573	271149	86.51
Utter Pradesh	2202899						1164572	3367470	65.42
West Bengal	793693						198143	991836	80.02
A & N Islands	58192						9246	67438	86.29
Chandigarh	10809						1516	12325	87.70
D & N Havell	24909						1195	26104	95.42
Daman & Diu	10147						0	10147	100.00
Delhi	543120						1347365	1890485	28.73
Lakshadweep	10332						1766	12098	85.40
Pondicherry	88347						14804	103151	85.65
INDIA	49998414	0	0	0	0	0	6960881	56959295	87.78

TABLE V - Recurring Expenditure By Item and Type of Institutions
F - Primary/Junior Basic Schools

(Rupee in Thousands)

State/Union Territory	Salaries and Allowances of Teaching and Academic staff	Salaries and Allowances of Non-Teaching staff	Hostels	Libraries	Stipends Scholarships & other Financial concessions	Apparatus chemical & consumable stores	Other item	Total (Recurring) (col.2 to 8)	% of Expenditure on salaries of Teaching staff of Total Recurring Expenditure
1	2	3	4	5	6	7	8	9	10
Andhra Pradesh	5830793						180997	6011790	96.99
Arunachal pradesh	165957						37597	203554	81.53
Assam	2865833						241118	3106951	92.24
Bihar	5510115						35631	5545746	99.36
Goa	189065						183	189248	99.90
Gujarat	2526995						146207	2673202	94.53
Haryana	1404605						98033	1502639	93.48
Himachal Pradesh	1145188						67180	1212368	94.46
Jammu & Kashmir	850341						59260	909601	93.49
karnataka	1221191						6577	1227768	99.46
Kerala	2342951						67252	2410203	97.21
Madhya Pradesh	7303077						4947	7308023	99.93
Maharastra	6677809						1192301	7870110	84.85
Manipur	286925						13835	300760	95.40
Meghalaya	330402						76168	406570	81.27
Mizoram	326133						12421	338553	96.33
Nagaland	221000						150000	371000	59.57
Orissa	338109						0	338109	100.00
Punjab	3002799						37035	3039834	98.78
Rajasthan	5191527						75766	5267294	98.56
sikkim	184736						41145	225881	81.78
Tamil Nadu	5194356						210868	5405224	96.10
Tripura	318487						61039	379526	83.92
Utter Pradesh	7297654						3976776	11274430	64.73
West Bengal	6423389						330285	6753674	95.11
A & N Islands	139945						11063	151008	92.67
Chandigarh	7787						1168	8955	86.96
D & N Haveli	12595						604	13199	95.42
Daman & Diu	21575						0	21575	100.00
Delhi	1435961						220005	1655966	86.71
Lakshadweep	27666						2809	30475	90.78
Pondicherry	92772						14444	107216	86.53
INDIA	68887740	0	0	0	0	0	7372714	76260454	90.33

TABLE V - Recurring Expenditure By Item and Type of Institutions
G - Pre-primary/pre-Basic Schools

(Rupee in Thousands)

State/Union Territory	Salaries and Allowances of Teaching and Academic staff	Salaries and Allowances of Non Teaching staff	Hostels	Libraries	Stipends Scholarships & other Financial concessions	Apparatus chemical & consumable stores	Other Item	Total (Recurring) (col.2 to 8)	% of Expenditure on salaries of Teaching staff of Total Recurring Expenditure
1	2	3	4	5	6	7	8	9	10
Andhra Pradesh	1498						46	1543	97.0
Arunachal pradesh	8357						1350	9707	86.0
Assam	7461						236	7697	96.9
Bihar	134						0	134	100.0
Goa	0						0	0	0.0
Gujarat	75977						43460	119437	63.6
Haryana	1839						435	2273	80.8
Himachal Pradesh	1502						314	1816	82.7
Jammu & Kashmir	0						0	0	0.0
karnataka	160205						0	160205	100.0
Kerala	35578						9223	44801	79.4
Madhya Pradesh	8946						32	8978	99.6
Maharastra	1097053						195875	1292928	84.5
Manipur	280						24	305	92.0
Meghalaya	700						0	700	100.0
Mizoram	0						0	0	0.0
Nagaland	0						0	0	0.0
Orissa	0						0	0	0.0
Punjab	479						6	486	98.6
Rajasthan	10968						806	11774	93.2
sikkim	20166						2174	22340	90.3
Tamil Nadu	8						1	9	87.8
Tripura	62623						35797	98420	63.6
Utter Pradesh	6015						94	6110	98.4
West Bengal	0						0	0	0.0
A & N Islands	1700						0	1700	100.0
Chandigarh	0						0	0	0.0
D & N Haveli	0						0	0	0.0
Daman & Diu	1868						0	1868	100.0
Delhi	34601						681	35282	98.1
Lakshadweep	2547						524	3072	82.9
Pondicherry	4168						950	5118	81.4
INDIA	1544672	0	0	0	0	0	292029	1836701	84.0

TABLE V - Recurring Expenditure By Item and Type of Institutions
Total of Elementary Education(E,F,G)

(Rupee in Thousands)

State/Union Territory	Salaries and Allowances of Teaching and Academic staff	Salaries and Allowances of Non Teaching staff	Hostels	Libraries	Stipends Scholarships & other Financial concessions	Apparatus chemical & consumable stores	Other item	Total (Recurring) (col.2 to 8)	% of Expenditure on salaries of Teaching staff of Total Recurring Expenditure
1	2	3	4	5	6	7	8	9	10
Andhra Pradesh	8742197						276630	9018627	96.93
Arunachal pradesh	297082						73678	370761	80.13
Assam	4919369						516239	5435608	90.50
Bihar	11860814						93983	11954798	99.21
Goa	204371						529	204900	99.74
Gujarat	9930784						664728	10595512	93.73
Haryana	1863228						132411	1995640	93.36
Himachal Pradesh	1507301						98840	1606142	93.85
Jammu & Kashmir	1615465						117108	1732572	93.24
karnataka	6987299						780786	7768085	89.95
Kerala	4860764						220118	5080882	95.67
Madhya Pradesh	10155517						6820	10162337	99.93
Maharastra	16626841						2968669	19595510	84.85
Manipur	629463						37653	667116	94.36
Meghalaya	438189						98500	536689	81.65
Mizoram	605746						25666	631412	95.94
Nagaland	331000						231000	562000	58.90
Orissa	460495						0	460495	100.00
Punjab	3611590						112793	3724383	96.97
Rajasthan	6769251						152062	6921313	97.80
Sikkim	276176						67480	343656	80.36
Tamil Nadu	7869505						518510	8388015	93.82
Tripura	615686						133409	749095	82.19
Uttar Pradesh	9506568						5141442	14648010	64.90
West Bengal	7217081						528429	7745510	93.18
Andaman & N Islands	199837						20309	220146	90.77
Chandigarh	18597						2684	21280	87.39
Delhi N Haveli	37504						1800	39304	95.42
Daman & Diu	33590						0	33590	100.00
Delhi	2013682						1568051	3581733	56.22
Lakshadweep	40545						5100	45645	88.83
Pondicherry	185287						30198	215485	85.99
INDIA	120430826	0	0	0	0	0	14625624	135056449	89.17

TABLE V - Recurring Expenditure By Item and Type of Institutions
H- Institutions Imparting Instructions in Diploma/certificate
Courses of School Level(Below Matric Level)
(a)Agriculture & Forestry

(Rupees in Thousands)

State/Union Territory	Salaries and Allowances of Teaching and Academic staff	Salaries and Allowances of Non Teaching staff	Hostels	Libraries	Stipends Scholarships & other Financial concessions	Apparatus chemical & consumable stores	Other Item	Total (Recurring) (col.2 to 8)	% of Expenditure on salaries of Teaching staff of Total Recurring Expenditure
1	2	3	4	5	6	7	8	9	10
Andhra Pradesh	0	0	0	0	0	0	0	0	0.00
Arunachal pradesh	0	0	0	0	0	0	0	0	0.00
Assam	0	0	0	0	0	0	0	0	0.00
Bihar	0	0	0	0	0	0	0	0	0.00
Goa	0	0	0	0	0	0	0	0	0.00
Gujarat	0	0	0	0	0	0	0	0	0.00
Haryana	0	0	0	0	0	0	0	0	0.00
Himachal Pradesh	0	0	0	0	0	0	0	0	0.00
Jammu & Kashmir	0	0	0	0	0	0	0	0	0.00
karnataka	0	0	0	0	0	0	0	0	0.00
Kerala	0	0	0	0	0	0	0	0	0.00
Madhya Pradesh	0	0	0	0	0	0	0	0	0.00
Maharastra	9665	19041	735	79	569	950	7621	38661	25.00
Manipur	0	0	0	0	0	0	0	0	0.00
Meghalaya	0	0	0	0	0	0	0	0	0.00
Mizoram	0	0	0	0	0	0	0	0	0.00
Nagaland	0	0	0	0	0	0	0	0	0.00
Orissa	0	0	0	0	0	0	0	0	0.00
Punjab	0	0	0	0	0	0	0	0	0.00
Rajasthan	471	483	0	1	6	6	24	991	47.57
sikkim	0	0	0	0	0	0	0	0	0.00
Tamil Nadu	0	0	0	0	0	0	0	0	0.00
Tripura	0	0	0	0	0	0	0	0	0.00
Utter Pradesh	0	0	0	0	0	0	0	0	0.00
West Bengal	0	0	0	0	0	0	0	0	0.00
A & N Islands	0	0	0	0	0	0	0	0	0.00
Chandigarh	0	0	0	0	0	0	0	0	0.00
D & N Haveli	0	0	0	0	0	0	0	0	0.00
Daman & Diu	0	0	0	0	0	0	0	0	0.00
Delhi	0	0	0	0	0	0	0	0	0.00
Lakshadweep	0	0	0	0	0	0	0	0	0.00
Pondicherry	0	0	0	0	0	0	0	0	0.00
INDIA	10137	19624	735	80	575	956	7645	39651	25.66

TABLE V - Recurring Expenditure By Item and Type of Institutions

H- Institutions Imparting Instructions in Diploma/certificate

Courses of School Level(Below Matric Level)

(c)Teacher Training

(Rupee in Thousands)

State/Union Territory	Salaries and Allowances of Teaching and Academic staff	Salaries and Allowances of Non Teaching staff	Hostels	Libraries	Stipends Scholarships & other Financial concessions	Apparatus chemical & consumable stores	Other Item	Total (Recurring) (col.2 to 8)	% of Expenditure on salaries of Teaching staff of Total Recurring Expenditure
1	2	3	4	5	6	7	8	9	10
Andhra Pradesh	0	0	0	0	0	0	0	0	0.00
Arunachal pradesh	0	0	0	0	0	0	0	0	0.00
Assam	0	0	0	0	0	0	0	0	0.00
Bihar	0	0	0	0	0	0	0	0	0.00
Goa	0	0	0	0	0	0	0	0	0.00
Gujarat	65076	20161	1250	559	586	1699	8731	98062	66.36
Haryana	0	0	0	0	0	0	0	0	0.00
Himachal Pradesh	12105	2134	117	165	200	379	1589	16688	72.54
Jammu & Kashmir	0	0	0	0	0	0	0	0	0.00
karnataka	63608	2430	0	0	64	0	7592	73694	86.31
Kerala	0	0	0	0	0	0	0	0	0.00
Madhya Pradesh	78770	8752	0	0	0	0	0	87522	90.00
Maharastra	14430	45991	964	1229	1250	124	35573	99560	14.49
Manipur	0	0	0	0	0	0	0	0	0.00
Meghalaya	5814	5361	100	37	0	0	1561	12873	45.16
Mizoram	8040	4752	0	0	0	0	1649	14441	55.68
Nagaland	2807	800	0	0	0	0	655	4262	65.86
Orissa	0	0	0	0	0	0	0	0	0.00
Punjab	18509	8537	0	412	52	380	2851	30741	60.21
Rajasthan	0	0	0	0	0	0	0	0	0.00
sikkim	2411	0	0	0	63	0	2246	4720	51.08
Tamil Nadu	307	0	0	0	0	0	0	307	100.00
Tripura	656	399	0	0	154	0	68	1277	51.38
Utter Pradesh	110795	18632	67	55	1025	145	614	131334	84.36
West Bengal	65862	3643	0	0	0	73	1353	70930	92.85
A & N Islands	0	0	0	0	0	0	0	0	0.00
Chandigarh	0	0	0	0	0	0	0	0	0.00
D & N Haveli	0	0	0	0	0	0	0	0	0.00
Daman & Diu	0	0	0	0	0	0	0	0	0.00
Delhi	0	0	0	0	0	0	0	0	0.00
Lakshadweep	0	0	0	0	0	0	0	0	0.00
Pondicherry	0	0	0	0	0	0	0	0	0.00
INDIA	449190	121592	2498	2456	3393	2800	64482	646410	68.49

TABLE V - Recurring Expenditure By Item and Type of Institutions

a) Institutions Imparting Instructions in Diploma/certificate

b) Courses of School Level(Below Matric Level)

c) Industrial/Arts & Crafts

(Rupee in Thousands)

State/Union Territory	Salaries and Allowances of Teaching and Academic staff	Salaries and Allowances of Non Teaching staff	Hostels	Libraries	Stipends Scholarships & other Financial concessions	Apparatus chemical & consumable stores	Other Item	Total (Recurring) (col.2 to 8)	% of Expenditure on salaries of Teaching staff of Total Recurring Expenditure
1	2	3	4	5	6	7	8	9	10
Andhra Pradesh	0	0	0	0	0	0	0	0	0.00
Arunachal Pradesh	0	0	0	0	0	0	0	0	0.00
Assam	3709	694	7	0	289	111	316	5126	72.37
Bihar	3728	779	292	3	57	198	364	5421	68.77
Goa	0	0	0	0	0	0	0	0	0.00
Gujarat	0	0	0	0	0	0	0	0	0.00
Haryana	0	0	0	0	0	0	0	0	0.00
Himachal Pradesh	20938	7255	38	17	318	1572	956	31094	67.34
Jammu & Kashmir	204	141	70	27	25	15	79	561	36.41
Karnataka	0	0	0	0	0	0	0	0	0.00
Kerala	80667	23638	751	443	2740	6908	11890	127036	63.50
Madhya Pradesh	10152	6003	99	0	801	1150	2292	20497	49.53
Maharashtra	0	0	0	0	0	0	0	0	0.00
Manipur	2194	1371	0	0	604	0	621	4790	45.81
Meghalaya	0	0	0	0	0	0	0	0	0.00
Mizoram	0	0	0	0	0	0	0	0	0.00
Nagaland	0	0	0	0	0	0	0	0	0.00
Nagpur	0	0	0	0	0	0	0	0	0.00
Punjab	10021	6564	0	0	150	0	1167	17902	55.98
Rajasthan	0	0	0	0	0	0	0	0	0.00
Sikkim	0	0	0	0	0	0	0	0	0.00
Tamil Nadu	6063	2208	380	8492	1461	1311	6375	26290	23.06
Tripura	0	0	0	0	0	0	0	0	0.00
Uttar Pradesh	8774	1077	0	0	343	146	681	11021	79.61
West Bengal	0	0	0	0	0	0	0	0	0.00
Andaman & Nicobar Islands	0	0	0	0	0	0	0	0	0.00
Chandigarh	0	0	0	0	0	0	0	0	0.00
Daman & Diu	0	0	0	0	0	0	0	0	0.00
Delhi	2337	536	0	4	344	1155	441	4817	48.52
Delhi	0	0	0	0	0	0	0	0	0.00
Lakshadweep	0	0	0	0	0	0	0	0	0.00
Chennai	65	16	0	0	0	12	24	117	55.56
INDIA	148854	50282	1639	8986	7131	12578	25204	254673	58.45

TABLE V - Recurring Expenditure By Item and Type of Institutions
H- Institutions Imparting Instructions in Diploma/certificate
Courses of School Level(Below Matric Level)
(e)Music & Fine Arts

(Rupee in Thousands)

State/Union Territory	Salaries and Allowances of Teaching and Academic staff	Salaries and Allowances of Non Teaching staff	Hostels	Libraries	Stipends Scholarships & other Financial concessions	Apparatus chemical & consumable stores	Other Item	Total (Recurring) (col.2 to 8)	% of Expenditure on salaries of Teaching staff of Total Recurring Expenditure
1	2	3	4	5	6	7	8	9	10
Andhra Pradesh	0	0	0	0	0	0	0	0	0.00
Arunachal pradesh	0	0	0	0	0	0	0	0	0.00
Assam	787	54	0	4	0	12	155	1012	77.79
Bihar	0	0	0	0	0	0	0	0	0.00
Goa	1547	693	0	0	2	0	104	2346	65.94
Gujarat	1843	601	0	4	0	9	209	2667	69.10
Haryana	0	0	0	0	0	0	0	0	0.00
Himachal Pradesh	0	0	0	0	0	0	0	0	0.00
Jammu & Kashmir	0	0	0	0	0	0	0	0	0.00
karnataka	0	0	0	0	0	0	0	0	0.00
Kerala	5277	865	0	1	721	7	1117	7988	66.06
Madhya Pradesh	805	880	0	0	0	0	20	1705	47.23
Maharastra	3950	1225	0	41	24	36	1055	6330	62.40
Manipur	0	0	0	0	0	0	0	0	0.00
Meghalaya	0	0	0	0	0	0	0	0	0.00
Mizoram	0	0	0	0	0	0	0	0	0.00
Nagaland	0	0	0	0	0	0	0	0	0.00
Orissa	0	0	0	0	0	0	0	0	0.00
Punjab	0	0	0	0	0	0	0	0	0.00
Rajasthan	3119	295	0	14	215	62	573	4278	72.91
sikkim	0	0	0	0	0	0	0	0	0.00
Tamil Nadu	3475	873	0	0	58	22	41	4469	77.76
Tripura	0	0	0	0	0	0	0	0	0.00
Utter Pradesh	572	150	0	0	22	42	18	804	71.17
West Bengal	0	0	0	0	0	0	0	0	0.00
A & N Islands	0	0	0	0	0	0	0	0	0.00
Chandigarh	0	0	0	0	0	0	0	0	0.00
D & N Haveli	0	0	0	0	0	0	0	0	0.00
Daman & Diu	0	0	0	0	0	0	0	0	0.00
Delhi	0	0	0	0	0	0	0	0	0.00
Lakshadweep	0	0	0	0	0	0	0	0	0.00
Pondicherry	0	0	0	0	0	0	0	0	0.00
INDIA	21375	5635	0	64	1042	190	3293	31599	67.64

TABLE V - Recurring Expenditure By Item and Type of Institutions

H- Institutions Imparting Instructions in Diploma/certificate

Courses of School Level(Below Matric Level)

(f) For the Handicapped

(Rupee in Thousands)

State/Union Territory	Salaries and Allowances of Teaching and Academic staff	Salaries and Allowances of Non Teaching staff	Hostels	Libraries	Stipends Scholarships & other Financial concessions	Apparatus chemical & consumable stores	Other item	Total (Recurring) (col.2 to 8)	% of Expenditure on salaries of Teaching staff of Total Recurring Expenditure
1	2	3	4	5	6	7	8	9	10
Andhra Pradesh	25064	6198	2785	7	422	7	2493	36976	67.78
Arunachal pradesh	0	0	0	0	0	0	0	0	0.00
Assam	2937	719	1168	231	418	25	567	6065	48.43
Bihar	43829	1015	63	75	36	230	137	45386	96.57
Goa	0	0	0	0	0	0	0	0	0.00
Gujarat	47887	14780	9828	284	1190	905	17700	92574	51.73
Haryana	0	0	0	0	0	0	0	0	0.00
Himachal Pradesh	2075	337	187	0	56	323	156	3135	66.19
Jammu & Kashmir	0	0	0	0	0	0	0	0	0.00
karnataka	0	0	0	0	0	0	0	0	0.00
Kerala	15618	5197	1343	171	1041	78	11184	34632	45.10
Madhya Pradesh	1761	783	30	5	87	17	433	3116	56.50
Maharashtra	0	0	0	0	0	0	0	0	0.00
Manipur	1711	509	81	8	41	0	104	2455	69.70
Meghalaya	0	0	0	0	0	0	0	0	0.00
Mizoram	0	0	0	0	0	0	0	0	0.00
Nagaland	0	0	0	0	0	0	0	0	0.00
Orissa	0	0	0	0	0	0	0	0	0.00
Punjab	1535	934	879	58	0	0	1429	4835	31.75
Rajasthan	5207	972	300	6	3	33	149	6669	78.08
sikkim	0	0	0	0	0	0	0	0	0.00
Tamil Nadu	3376	0	0	0	244	619	319	4558	74.07
Tripura	2263	564	728	0	0	0	235	3791	59.70
Utter Pradesh	4469	1175	30	0	394	18	10	6095	73.31
West Bengal	0	0	0	0	0	0	0	0	0.00
A & N Islands	0	0	0	0	0	0	0	0	0.00
Chandigarh	0	0	0	0	0	0	0	0	0.00
D & N Haveli	0	0	0	0	0	0	0	0	0.00
Daman & Diu	0	0	0	0	0	0	0	0	0.00
Delhi	0	0	0	0	0	0	0	0	0.00
Lakshadweep	0	0	0	0	0	0	0	0	0.00
Pondicherry	642	637	540	0	0	58	322	2199	29.20
INDIA	158374	33820	17963	845	3932	2314	35238	252486	62.73

TABLE V - Recurring Expenditure By Item and Type of Institutions

H- Institutions Imparting Instructions in Diploma/certificate

Courses of School Level(Below Matric Level)

(g) Reformatory / Certified

(Rupee in Thousands)

State/Union Territory	Salaries and Allowances of Teaching and Academic staff	Salaries and Allowances of Non Teaching staff	Hostels	Libraries	Stipends Scholarships & other Financial concessions	Apparatus chemical & consumable stores	Other Item	Total (Recurring) (col.2 to 8)	% of Expenditure on salaries of Teaching staff of Total Recurring Expenditure
1	2	3	4	5	6	7	8	9	10
Andhra Pradesh	6894	3449	1447	7	0	1	1279	13077	52.72
Arunachal Pradesh	0	0	0	0	0	0	0	0	0.00
Assam	266	0	0	0	0	0	0	266	100.00
Bihar	231	722	0	0	0	0	0	953	24.22
Goa	0	0	0	0	0	0	0	0	0.00
Gujarat	1070	4479	1743	0	41	780	567	8681	12.33
Haryana	0	0	0	0	0	0	0	0	0.00
Himachal Pradesh	0	0	0	0	0	0	0	0	0.00
Jammu & Kashmir	0	0	0	0	0	0	0	0	0.00
Karnataka	0	0	0	0	0	0	0	0	0.00
Kerala	1824	1586	1595	0	0	0	47	5052	36.11
Madhya Pradesh	1513	851	0	12	0	0	1011	3387	44.66
Maharashtra	0	0	0	0	0	0	0	0	0.00
Manipur	0	0	0	0	0	0	0	0	0.00
Meghalaya	0	0	0	0	0	0	0	0	0.00
Mizoram	0	0	0	0	0	0	0	0	0.00
Nagaland	0	0	0	0	0	0	0	0	0.00
Orissa	0	0	0	0	0	0	0	0	0.00
Punjab	737	0	0	0	0	0	0	737	100.00
Rajasthan	0	0	0	0	0	0	0	0	0.00
Sikkim	0	0	0	0	0	0	0	0	0.00
Tamil Nadu	67369	108699	10110	476	21103	10191	103618	321566	20.95
Tripura	0	0	0	0	0	0	0	0	0.00
Uttar Pradesh	0	0	0	0	0	0	0	0	0.00
West Bengal	0	0	0	0	0	0	0	0	0.00
A & N Islands	0	0	0	0	0	0	0	0	0.00
Chandigarh	0	0	0	0	0	0	0	0	0.00
D & N Haveli	0	0	0	0	0	0	0	0	0.00
Daman & Diu	0	0	0	0	0	0	0	0	0.00
Delhi	0	0	0	0	0	0	0	0	0.00
Lakshadweep	0	0	0	0	0	0	0	0	0.00
Pondicherry	0	0	0	0	0	0	0	0	0.00
INDIA	79905	119787	14895	495	21144	10971	106522	353718	22.59

TABLE V - Recurring Expenditure By Item and Type of Institutions
H- Institutions Imparting Instructions in Diploma/certificate
Courses of School Level(Below Matric Level)
(h) Oriental Studies

(Rupee in Thousands)

State/Union Territory	Salaries and Allowances of Teaching and Academic staff	Salaries and Allowances of Non Teaching staff	Hostels	Libraries	Stipends Scholarships & other Financial concessions	Apparatus chemical & consumable stores	Other Item	Total (Recurring) (col.2 to 8)	% of Expenditure on salaries of Teaching staff of Total Recurring Expenditure
1	2	3	4	5	6	7	8	9	10
Andhra Pradesh	76963	8079	0	289	9	29	325	85693	89.81
Arunachal pradesh	0	0	0	0	0	0	0	0	0.00
Assam	18110	1023	10	26	174	10	410	19762	91.64
Bihar	88513	4905	43	22	122	78	275	93958	94.21
Goa	0	0	0	0	0	0	0	0	0.00
Gujarat	7481	505	71	34	53	13	687	8843	84.59
Haryana	0	0	0	0	0	0	0	0	0.00
Himachal Pradesh	396	106	0	0	0	0	0	502	78.95
Jammu & Kashmir	0	0	0	0	0	0	0	0	0.00
karnataka	26930	3584	0	0	50	0	173	30737	87.61
Kerala	0	0	0	0	0	0	0	0	0.00
Madhya Pradesh	6487	498	3	32	81	43	279	7423	87.39
Maharastra	1662	96	23	12	185	1	1666	3645	45.59
Manipur	77	17	0	0	0	0	0	94	81.82
Meghalaya	0	0	0	0	0	0	0	0	0.00
Mizoram	0	0	0	0	0	0	0	0	0.00
Nagaland	0	0	0	0	0	0	0	0	0.00
Orissa	0	0	0	0	0	0	0	0	0.00
Punjab	0	0	0	0	0	0	0	0	0.00
Rajasthan	0	0	0	0	0	0	0	0	0.00
sikkim	0	0	0	0	0	0	0	0	0.00
Tamil Nadu	9306	4654	0	0	0	0	0	13960	66.66
Tripura	3017	0	0	0	0	0	0	3017	100.00
Utter Pradesh	38780	3872	0	88	526	0	863	44130	87.88
West Bengal	45732	6333	41	391	498	234	5167	58396	78.31
A & N Islands	0	0	0	0	0	0	0	0	0.00
Chandigarh	0	0	0	0	0	0	0	0	0.00
D & N Haveli	0	0	0	0	0	0	0	0	0.00
Daman & Diu	0	0	0	0	0	0	0	0	0.00
Delhi	0	0	0	0	0	0	0	0	0.00
Lakshadweep	0	0	0	0	0	0	0	0	0.00
Pondicherry	0	0	0	0	0	0	0	0	0.00
INDIA	323453	33671	190	894	1698	407	9845	370158	87.38

TABLE V - Recurring Expenditure By Item and Type of Institutions

H- Institutions Imparting Instructions in Diploma/certificate Courses of School Level(Below Matric Level)

(i) Social (Adult) Education

(Rupee in Thousands)

State/Union Territory	Salaries and Allowances of Teaching and Academic staff	Salaries and Allowances of Non Teaching staff	Hostels	Libraries	Stipends Scholarships & other Financial concessions	Apparatus chemical & consumable stores	Other item	Total (Recurring) (col.2 to 8)	% of Expenditure on salaries of Teaching staff of Total Recurring Expenditure
1	2	3	4	5	6	7	8	9	10
Andhra Pradesh	0	0	0	0	0	0	0	0	0.00
Arunachal pradesh	0	0	0	333	0	0	5192	5525	0.00
Assam	0	0	0	0	0	0	0	0	0.00
Bihar	0	0	0	0	0	0	0	0	0.00
Goa	0	0	0	0	0	0	0	0	0.00
Gujarat	0	0	0	0	0	0	0	0	0.00
Haryana	0	0	0	0	0	0	0	0	0.00
Himachal Pradesh	7296	0	0	0	0	0	0	7296	100.00
Jammu & Kashmir	0	0	0	0	0	0	0	0	0.00
karnataka	0	0	0	0	0	0	0	0	0.00
Kerala	0	0	0	0	0	0	0	0	0.00
Madhya Pradesh	0	0	0	0	0	0	0	0	0.00
Maharashtra	0	23976	0	0	0	0	48734	72710	0.00
Manipur	0	0	0	0	0	0	0	0	0.00
Meghalaya	0	0	0	0	0	0	0	0	0.00
Mizoram	0	5391	0	0	0	0	5043	10434	0.00
Nagaland	2050	4100	0	0	0	1900	3972	12025	17.07
Orissa	0	0	0	0	0	0	0	0	0.00
Punjab	0	0	0	0	0	0	0	0	0.00
Rajasthan	0	3920	0	0	0	0	6618	10539	0.00
sikkim	0	0	0	0	0	0	2873	2873	0.00
Tamil Nadu	21070	20056	0	0	0	0	29575	70701	29.80
Tripura	94842	3665	0	0	0	0	8676	107183	88.49
Utter Pradesh	0	0	0	0	0	0	5878	5878	0.00
West Bengal	0	0	0	0	0	0	0	0	0.00
A & N Islands	1323	0	0	0	0	0	739	2062	64.16
Chandigarh	0	0	0	0	0	0	0	0	0.00
D & N Haveli	0	0	0	0	0	0	0	0	0.00
Daman & Diu	0	200	0	0	0	0	0	200	0.00
Delhi	0	0	0	0	0	0	0	0	0.00
Lakshadweep	100	667	0	0	0	0	0	767	13.04
Pondicherry	0	0	0	0	0	0	0	0	0.00
INDIA	126684	61975	0	333	0	1900	117301	308193	41.11

TABLE V - Recurring Expenditure By Item and Type of Institutions

H- Institutions imparting instructions in Diploma/certificate

Courses of School Level(Below Matric Level)

(j) Others

(Rupee in Thousands)

State/Union Territory	Salaries and Allowances of Teaching and Academic staff	Salaries and Allowances of Non Teaching staff	Hostels	Libraries	Stipends Scholarships & other Financial concessions	Apparatus chemical & consumable stores	Other Item	Total (Recurring) (col.2 to 8)	% of Expenditure on salaries of Teaching staff of Total Recurring Expenditure
1	2	3	4	5	6	7	8	9	10
Andhra Pradesh	0	0	0	0	0	0	0	0	0.00
Arunachal pradesh	0	0	0	0	0	0	0	0	0.00
Assam	3880	1328	11	12	21	88	26	5366	72.31
Bihar	324	0	0	0	0	0	0	324	100.00
Goa	0	0	0	0	0	0	0	0	0.00
Gujarat	0	0	0	0	0	0	0	0	0.00
Haryana	0	0	0	0	0	0	0	0	0.00
Himachal Pradesh	1692	222	0	0	6	0	13	1933	87.54
Jammu & Kashmir	0	0	0	0	0	0	0	0	0.00
karnataka	0	0	0	0	0	0	0	0	0.00
Kerala	0	0	0	0	0	0	0	0	0.00
Madhya Pradesh	25804	2867	0	0	0	0	0	28671	90.00
Maharashtra	868	165	0	1	0	1	1528	2563	33.85
Manipur	758	204	0	17	38	0	61	1078	70.30
Meghalaya	0	0	0	0	0	0	0	0	0.00
Mizoram	0	0	0	0	0	0	0	0	0.00
Nagaland	15000	6250	0	0	119	100	5134	26603	56.38
Orissa	0	0	0	0	0	0	0	0	0.00
Punjab	0	0	0	0	0	0	0	0	0.00
Rajasthan	0	0	0	0	0	0	0	0	0.00
sikkim	0	0	0	0	0	0	6128	6128	0.00
Tamil Nadu	0	0	0	0	0	0	0	0	0.00
Tripura	0	0	0	0	0	0	0	0	0.00
Utter Pradesh	0	0	0	0	0	0	370912	370912	0.00
West Bengal	0	0	0	0	0	0	0	0	0.00
A & N Islands	0	0	0	0	0	0	0	0	0.00
Chandigarh	0	0	0	0	0	0	0	0	0.00
D & N Haveli	0	0	0	0	0	0	0	0	0.00
Daman & Diu	0	0	0	0	0	0	0	0	0.00
Delhi	0	0	0	0	0	0	0	0	0.00
Lakshadweep	0	0	0	0	0	0	0	0	0.00
Pondicherry	0	0	0	0	0	0	0	0	0.00
INDIA	48325	11036	11	30	184	189	383803	443578	10.89

TABLE V - Recurring Expenditure By Item and Type of Institutions
H- Institutions imparting instructions in Diploma/certificate
Courses of School Level(Below Matric Level)
Total (a to j)

(Rupee in Thousands)

State/Union Territory	Salaries and Allowances of Teaching and Academic staff	Salaries and Allowances of Non Teaching staff	Hostels	Libraries	Stipends Scholarships & other Financial concessions	Apparatus chemical & consumable stores	Other Item	Total (Recurring) (col.2 to 8)	% of Expenditure on salaries of Teaching staff of Total Recurring Expenditure
1	2	3	4	5	6	7	8	9	10
Andhra Pradesh	108921	17726	4233	302	431	36	4097	135746	80.24
Arunachal pradesh	0	0	0	333	0	0	5192	5525	0.00
Assam	30430	4309	1224	272	1089	264	1564	39154	77.72
Bihar	136625	7421	398	100	215	506	775	146040	93.55
Goa	1547	693	0	0	2	0	104	2346	65.94
Gujarat	123357	40525	12892	882	1869	3406	27895	210827	58.51
Haryana	0	0	0	0	0	0	0	0	0.00
Himachal Pradesh	44502	10054	342	182	580	2275	2713	60648	73.38
Jammu & Kashmir	204	141	70	27	25	15	79	561	36.41
karnataka	90538	6014	0	0	114	0	7765	104431	86.70
Kerala	103386	31286	3689	614	4501	6993	24238	174708	59.18
Madhya Pradesh	132168	20906	267	49	2002	1211	4059	160661	82.27
Maharastra	68825	103391	2163	1618	7111	1440	111816	296364	23.22
Manipur	4740	2101	81	25	683	0	786	8417	56.32
Meghalaya	5814	5361	100	37	0	0	1561	12873	45.16
Mizoram	8040	10143	0	0	0	0	6692	24875	32.32
Nagaland	19860	11150	0	0	119	2000	9761	42890	46.30
Orissa	0	0	0	0	0	0	0	0	0.00
Punjab	30803	16035	879	470	202	380	5447	54214	56.82
Rajasthan	8797	5670	300	21	224	101	7365	22476	39.14
sikkim	2411	0	0	0	63	0	11247	13721	17.57
Tamil Nadu	110966	136490	10490	8968	22866	12143	139928	441851	25.11
Tripura	100779	4628	728	0	154	0	8979	115268	87.43
Utter Pradesh	163390	24907	97	143	2309	350	378977	570174	28.66
West Bengal	111594	9975	41	391	498	307	6520	129326	86.29
A & N Islands	1323	0	0	0	0	0	739	2062	64.18
Chandigarh	0	0	0	0	0	0	0	0	0.00
D & N Haveli	0	0	0	0	0	0	0	0	0.00
Daman & Diu	2337	736	0	4	344	1155	441	5017	46.59
Delhi	0	0	0	0	0	0	0	0	0.00
Lakshadweep	100	667	0	0	0	0	0	767	13.04
Pondicherry	707	653	540	0	0	70	346	2316	30.53
INDIA	1412164	470983	38534	14438	45401	32652	769087	2783258	50.74

TABLE V - Recurring Expenditure By Item and Type of Institutions
I. Directorate and Inspectorate

(Rupee in Thousands)

State/Union Territory	Salaries and Allowances of Teaching and Academic staff	Salaries and Allowances of Non Teaching staff	Hostels	Libraries	Stipends Scholarships & other Financial concessions	Apparatus chemical & consumable stores	Other item	Total (Recurring) (col.2 to 8)	% of Expenditure on salaries of Teaching staff of Total Recurring Expenditure
1	2	3	4	5	6	7	8	9	10
Andhra Pradesh	0	128796	0	0	0	0	17639	146435	0.00
Arunachal pradesh	0	43583	0	19	0	0	5716	49318	0.00
Assam	0	141790	0	46	0	0	22776	164613	0.00
Bihar	0	1000483	0	3	0	0	79822	1080308	0.00
Goa	0	2995	0	0	0	0	0	2995	0.00
Gujarat	0	140412	0	0	0	0	60176	200588	0.00
Haryana	0	128036	0	0	0	0	10363	138399	0.00
Himachal Pradesh	0	100029	0	0	0	0	8348	108377	0.00
Jammu & Kashmir	0	0	0	0	0	0	0	0	0.00
karnataka	0	71154	0	0	0	0	684	71838	0.00
Kerala	0	218394	0	0	0	0	11407	229801	0.00
Madhya Pradesh	0	821410	0	888	0	0	8704	831001	0.00
Maharashtra	0	200157	0	0	0	0	0	200157	0.00
Manipur	0	54442	0	129	0	0	9858	64428	0.00
Meghalaya	0	22915	0	0	0	0	11852	34767	0.00
Mizoram	0	19970	0	0	0	0	12051	32021	0.00
Nagaland	0	32000	5200	0	0	0	7958	45158	0.00
Orissa	0	33722	0	0	0	0	1740	35462	0.00
Punjab	0	958297	0	0	0	0	13286	971583	0.00
Rajasthan	0	369276	0	245	5003	1281	5786	381591	0.00
sikkim	23556	0	0	0	0	254	9482	33292	70.76
Tamil Nadu	0	569845	0	0	0	0	0	569845	0.00
Tripura	0	122364	0	46	0	1422	23824	147655	0.00
Utter Pradesh	0	264564	0	55	0	0	4827727	5092345	0.00
West Bengal	0	134407	0	0	0	0	64579	198986	0.00
A & N Islands	0	8389	0	0	0	0	1906	10295	0.00
Chandigarh	0	0	0	0	0	0	0	0	0.00
D & N Haveli	0	3424	0	0	936	0	230	4589	0.00
Daman & Dlu	0	34024	0	0	70	0	0	34094	0.00
Delhi	0	0	0	0	0	0	0	0	0.00
Lakshadweep	0	1368	0	0	0	0	100	1468	0.00
Pondicherry	0	21023	0	27	0	672	193	21915	0.00
INDIA	23556	5647268	5200	1457	6008	3629	5216207	10903325	0.22

TABLE V - Reurring Expenditure By Item and Type of Institutions
Grand Total - J(A to I)

(Rupee In Thousands)

State/Union Territory	Salaries and Allowances of Teaching and Academic staff	Salaries and Allowances of Non Teaching staff	Hostels	Libraries	Stipends Scholarships & other Financial concessions	Apparatus chemical & consumable stores	Other item	Total (Recurring) (col.2 to 8)	% of Expenditure on salaries of Teaching staff of Total Recurring Expenditure
1	2	3	4	5	6	7	8	9	10
Andhra Pradesh	16532051	1264719	390874	19152	33121	19414	730978	18990308	87.06
Arunachal Pradesh	473086	58668	1994	7912	17859	1755	96719	657793	71.92
Assam	6740903	476430	3663	6581	9204	8435	642725	7887941	85.46
Bihar	15421068	1824829	7081	2198	27405	15042	460583	17758206	86.84
Goa	672768	112821	3082	2676	4648	4859	68064	868918	77.43
Gujarat	14888259	1124770	24808	28609	109447	70505	1253063	17499481	85.08
Haryana	5040088	692017	2116	14146	55331	23647	334181	6161526	81.80
Himachal Pradesh	2824995	390070	55005	2339	28766	11674	298487	3611317	78.23
Jammu & Kashmir	2745543	168226	3000	6866	7653	4545	138265	3072099	89.37
Karnataka	13112411	768629	49834	5700	66055	7309	1126992	15136930	86.63
Kerala	9821060	709351	41677	5603	89272	15937	434981	11117882	88.34
Madhya Pradesh	13371956	1302462	12639	7712	96746	14400	51025	14856940	90.00
Maharashtra	29943468	3152667	32447	56397	57428	137055	4457391	37836853	79.14
Manipur	1014642	108784	2567	1280	2342	1279	69159	1200052	84.55
Meghalaya	655687	52882	10280	516	4746	5167	126565	855843	76.61
Mizoram	748042	45112	0	29	3704	21	47192	844101	88.62
Nagaland	475410	80479	9748	0	3043	2000	250249	820929	57.91
Orissa	2466997	220929	2821	5506	7994	3814	49850	2757911	89.45
Punjab	7379891	1638857	11549	30447	92812	13725	340266	9507547	77.62
Rajasthan	10036717	1329516	9744	29964	76922	36326	334936	11854126	84.67
Sikkim	428206	0	0	450	63	254	104263	533236	80.30
Tamil Nadu	14548582	1315924	23229	17502	121496	27490	754071	16808294	86.56
Tripura	1369377	188329	6117	2094	19902	2941	221250	1810010	75.66
Uttar Pradesh	15745948	1818876	8884	9871	137863	22612	10737303	28481358	55.29
West Bengal	13892394	1172015	26549	24034	61499	32854	1450955	16660300	83.39
A & N Islands	317559	8389	0	2998	357	0	41664	370967	85.60
Chandigarh	226337	27905	0	97	742	59	9115	264256	85.65
D & N Haveli	50169	3772	0	110	1137	0	2136	57322	87.52
Daman & Diu	55416	37369	0	23	637	1444	1442	96332	57.53
Delhi	6494715	577766	0	35164	44569	54549	2302337	9509100	68.30
Lakshadweep	65838	6337	1761	82	5425	1043	5914	86400	76.20
Pondicherry	389659	52066	540	257	3294	1863	46123	493802	78.91
INDIA	207949241	20728966	742009	326311	1191284	642020	26988227	258468059	80.45

TABLE VI - Non-Recurring Expenditure By Item and Type of Institutions**A - Boards of Intermediate and/or Secondary Education**

(Rupee in Thousands)

State/Union Territory	LIBRARIES	BUILDING	OTHER ITEM	TOTAL (NON-REC. EXPDT. COL.2 TO 4)	%OF EXPDT. ON LIB. TO TOTAL NON-REC.EXPDT.	% OF EXPDT. ON BUILDING TO TOTAL NON-REC EXPDT.
1	2	3	4	5	6	7
Andhra Pradesh	0	0	0	0	0.00	0.00
Arunachal pradesh	0	0	0	0	0.00	0.00
Assam	0	3101	5002	8103	0.00	38.27
Bihar	0	5	18745	18749	0.00	0.03
Goa	0	0	0	0	0.00	0.00
Gujarat	0	0	146	146	0.00	0.00
Haryana	0	5000	6702	11702	0.00	42.73
Himachal Pradesh	0	0	9963	9963	0.00	0.00
Jammu & Kashmir	0	0	0	0	0.00	0.00
karnataka	0	0	0	0	0.00	0.00
Kerala	0	0	0	0	0.00	0.00
Madhya Pradesh	0	0	0	0	0.00	0.00
Maharastra	0	0	26262	26262	0.00	0.00
Manipur	0	241	2176	2417	0.00	9.97
Meghalaya	0	0	2343	2343	0.00	0.00
Mizoram	0	0	0	0	0.00	0.00
Nagaland	0	0	3100	3100	0.00	0.00
Orissa	0	0	0	0	0.00	0.00
Punjab	0	0	0	0	0.00	0.00
Rajasthan	0	65	3410	3475	0.00	1.87
sikkim	0	0	0	0	0.00	0.00
Tamil Nadu	0	0	0	0	0.00	0.00
Tripura	0	0	0	0	0.00	0.00
Utter Pradesh	0	0	0	0	0.00	0.00
West Bengal	0	0	0	0	0.00	0.00
A & N Islands	0	0	0	0	0.00	0.00
Chandigarh	0	0	0	0	0.00	0.00
D & N Haveli	0	0	0	0	0.00	0.00
Daman & Diu	0	0	0	0	0.00	0.00
Delhi	0	0	0	0	0.00	0.00
Lakshadweep	0	0	0	0	0.00	0.00
Pondicherry	0	0	0	0	0.00	0.00
INDIA	0	8412	77850	86262	0.00	9.75

TABLE VI - Non-Recurring Expenditure By Item and Type of Institutions
B - Intermediate/pre-Degree/jr. colleges

(Rupee in Thousands)

State/Union Territory	LIBRARIES	BUILDING	OTHER ITEM	TOTAL (NON-REC. EXPDT. COL.2 TO 4)	% OF EXPDT. ON LIB. TO TOTAL NON-REC. EXPDT.	% OF EXPDT. ON BUILDING TO TOTAL NON-REC. EXPDT.
1	2	3	4	5	6	7
Andhra Pradesh	4625	34028	62055	100707	4.59	33.79
Arunachal Pradesh	0	0	0	0	0.00	0.00
Assam	221	1750	829	2799	7.89	62.51
Bihar	72	1009	735	1815	3.95	55.57
Goa	0	0	0	0	0.00	0.00
Gujarat	0	0	0	0	0.00	0.00
Haryana	0	0	0	0	0.00	0.00
Himachal Pradesh	0	0	0	0	0.00	0.00
Jammu & Kashmir	0	0	0	0	0.00	0.00
Karnataka	0	0	0	0	0.00	0.00
Kerala	0	0	0	0	0.00	0.00
Madhya Pradesh	0	0	0	0	0.00	0.00
Maharashtra	908	556	51383	52847	1.72	1.05
Manipur	0	0	0	0	0.00	0.00
Meghalaya	0	0	0	0	0.00	0.00
Mizoram	0	0	0	0	0.00	0.00
Nagaland	0	0	0	0	0.00	0.00
Orissa	8186	7075	9125	24386	33.57	29.01
Punjab	0	0	0	0	0.00	0.00
Rajasthan	0	0	0	0	0.00	0.00
Sikkim	0	0	0	0	0.00	0.00
Tamil Nadu	0	0	0	0	0.00	0.00
Tripura	0	0	0	0	0.00	0.00
Uttar Pradesh	0	0	0	0	0.00	0.00
West Bengal	0	0	0	0	0.00	0.00
A & N Islands	0	0	0	0	0.00	0.00
Chandigarh	0	0	0	0	0.00	0.00
D & N Haveli	0	0	0	0	0.00	0.00
Daman & Diu	0	0	0	0	0.00	0.00
Delhi	0	0	0	0	0.00	0.00
Lakshadweep	0	0	0	0	0.00	0.00
Pondicherry	0	0	0	0	0.00	0.00
INDIA	14011	44417	124127	182554	7.67	24.33

TABLE VI - Non-Recurring Expenditure By Item and Type of Institutions

C - Higher Secondary Schools(10+2 pattern)

(I) Higher Secondary Schools with Academic Streams

(Rupee in Thousands)

State/Union Territory	LIBRARIES	BUILDING	OTHER ITEM	TOTAL (NON-REC. EXPDT. COL.2 TO 4)	%OF EXPDT. ON LIB. TO TOTAL NON-REC.EXPDT.	% OF EXPDT. ON BUILDING TO TOTAL NON-REC EXPDT.
1	2	3	4	5	6	7
Andhra Pradesh	624	4591	8372	13587	4.59	33.79
Arunachal pradesh	0	9823	268	10091	0.00	97.34
Assam	873	10203	2753	13830	6.31	73.78
Bihar	64	905	659	1628	3.95	55.57
Goa	180	1137	570	1887	9.56	60.24
Gujarat	9266	44901	83274	137441	6.74	32.67
Haryana	3602	44311	18635	66548	5.41	66.59
Himachal Pradesh	568	8348	3075	11991	4.74	69.62
Jammu & Kashmir	761	15382	2060	18203	4.18	84.50
karnataka	476	7348	8154	15977	2.98	45.99
Kerala	1940	12887	19606	34434	5.63	37.43
Madhya Pradesh	1921	8896	11557	22374	8.59	39.76
Maharastra	38221	33481	176710	248412	15.39	13.48
Manipur	155	2601	11306	14062	1.10	18.50
Meghalaya	98	1416	1286	2800	3.51	50.58
Mizoram	0	2093	691	2783	0.00	75.18
Nagaland	4	91	83	178	2.10	51.28
Orissa	3964	3426	4419	11809	33.57	29.01
Punjab	1863	32909	13472	48244	3.86	68.21
Rajasthan	957	14233	19847	35038	2.73	40.62
sikkim	0	4513	0	4513	0.00	100.00
Tamil Nadu	0	0	0	0	0.00	0.00
Tripura	416	20578	13237	34231	1.21	60.12
Utter Pradesh	1781	89247	53743	144772	1.23	61.65
West Bengal	0	15808	6192	22000	0.00	71.86
A & N Islands	0	68120	0	68120	0.00	100.00
Chandigarh	0	0	0	0	0.00	0.00
D & N Haveli	0	3080	2508	5588	0.00	55.12
Daman & Diu	0	0	0	0	0.00	0.00
Delhi	18898	156905	149693	325495	5.81	48.20
Lakshadweep	95	1482	1915	3492	2.72	42.44
Pondicherry	0	3725	2930	6655	0.00	55.97
INDIA	86728	622440	617014	1326183	6.54	46.93

TABLE VI - Non-Recurring Expenditure By Item and Type of Institutions

C-Higher Secondary Schools(10+2 pattern)

(ii)Higher Secondary Schools with vocational streams

(Rupee in Thousands)

State/Union Territory	LIBRARIES	BUILDING	OTHER ITEM	TOTAL (NON-REC. EXPDT. COL.2 TO 4)	%OF EXPDT. ON LIB. TO TOTAL NON-REC.EXPDT.	% OF EXPDT. ON BUILDING TO TOTAL NON-REC EXPDT.
1	2	3	4	5	6	7
Andhra Pradesh	0	0	0	0	0.00	0.00
Arunachal pradesh	0	0	0	0	0.00	0.00
Assam	0	0	0	0	0.00	0.00
Bihar	0	0	0	0	0.00	0.00
Goa	0	0	0	0	0.00	0.00
Gujarat	942	5352	9765	16059	5.86	33.33
Haryana	0	6912	0	6912	0.00	100.00
Himachal Pradesh	0	0	0	0	0.00	0.00
Jammu & Kashmir	0	0	0	0	0.00	0.00
karnataka	0	0	0	0	0.00	0.00
Kerala	434	2770	348	3553	12.23	77.97
Madhya Pradesh	0	0	0	0	0.00	0.00
Maharastra	0	0	0	0	0.00	0.00
Manipur	0	0	0	0	0.00	0.00
Meghalaya	0	0	0	0	0.00	0.00
Mizoram	0	0	0	0	0.00	0.00
Nagaland	0	0	0	0	0.00	0.00
Orissa	3064	2648	3416	9129	33.57	29.01
Punjab	0	0	0	0	0.00	0.00
Rajasthan	0	0	0	0	0.00	0.00
sikkim	0	363	0	363	0.00	100.00
Tamil Nadu	0	0	0	0	0.00	0.00
Tripura	0	0	0	0	0.00	0.00
Utter Pradesh	0	0	0	0	0.00	0.00
West Bengal	0	0	0	0	0.00	0.00
A & N Islands	0	0	0	0	0.00	0.00
Chandigarh	0	0	0	0	0.00	0.00
D & N Haveli	0	0	0	0	0.00	0.00
Daman & Diu	0	0	0	0	0.00	0.00
Delhi	0	0	0	0	0.00	0.00
Lakshadweep	0	0	0	0	0.00	0.00
Pondicherry	0	0	84	84	0.00	0.00
INDIA	4441	18046	13613	36100	12.30	49.99

TABLE VI - Non-Recurring Expenditure By Item and Type of Institutions

C-Higher Secondary schools(10+2 pattern)

(iii)Higher Secondary Schools with Vocational and Academic streams

(Rupee in Thousands)

State/Union Territory	LIBRARIES	BUILDING	OTHER ITEM	TOTAL (NON-REC. EXPDT. COL.2 TO 4)	%OF EXPDT. ON LIB. TO TOTAL NON-REC.EXPDT.	% OF EXPDT. ON BUILDING TO TOTAL NON-REC EXPDT.
1	2	3	4	5	6	7
Andhra Pradesh	0	0	0	0	0.00	0.00
Arunachal pradesh	0	0	0	0	0.00	0.00
Assam	0	0	0	0	0.00	0.00
Bihar	0	0	0	0	0.00	0.00
Goa	87	91	563	741	11.71	12.30
Gujarat	1112	10902	11378	23391	4.75	46.61
Haryana	0	0	0	0	0.00	0.00
Himachal Pradesh	0	160	33	194	0.08	82.67
Jammu & Kashmir	0	0	0	0	0.00	0.00
karnataka	0	0	0	0	0.00	0.00
Kerala	0	0	0	0	0.00	0.00
Madhya Pradesh	0	0	0	0	0.00	0.00
Maharastra	0	0	0	0	0.00	0.00
Manipur	0	0	0	0	0.00	0.00
Meghalaya	0	0	0	0	0.00	0.00
Mizoram	0	0	0	0	0.00	0.00
Nagaland	0	0	0	0	0.00	0.00
Orissa	0	0	0	0	0.00	0.00
Punjab	820	1388	1823	4031	20.33	34.43
Rajasthan	189	2804	3911	6904	2.73	40.62
sikkim	0	0	0	0	0.00	0.00
Tamil Nadu	10596	30560	20112	61268	17.29	49.88
Tripura	0	0	0	0	0.00	0.00
Utter Pradesh	0	0	0	0	0.00	0.00
West Bengal	0	0	0	0	0.00	0.00
A & N Islands	0	3903	0	3903	0.00	100.00
Chandigarh	0	0	0	0	0.00	0.00
D & N Haveli	0	0	0	0	0.00	0.00
Daman & Diu	0	0	0	0	0.00	0.00
Delhi	0	0	0	0	0.00	0.00
Lakshadweep	0	0	0	0	0.00	0.00
Pondicherry	0	3200	2872	6072	0.00	52.70
INDIA	12803	53008	40692	106504	12.02	49.77

TABLE VI - Non-Recurring Expenditure By Item and Type of Institutions
Total C-(I to III) (10+2 pattern)

(Rupee in Thousands)

State/Union Territory	LIBRARIES	BUILDING	OTHER ITEM	TOTAL (NON-REC. EXPDT. COL.2 TO 4)	% OF EXPDT. ON LIB. TO TOTAL NON-REC. EXPDT.	% OF EXPDT. ON BUILDING TO TOTAL NON-REC. EXPDT.
1	2	3	4	5	6	7
Andhra Pradesh	624	4591	8372	13587	4.59	33.79
Arunachal Pradesh	0	9823	268	10091	0.00	97.34
Assam	873	10203	2753	13830	6.31	73.78
Bihar	64	905	659	1628	3.95	55.57
Goa	267	1228	1133	2628	10.17	46.72
Gujarat	11320	61155	104416	176891	6.40	34.57
Haryana	3602	51223	18635	73460	4.90	69.73
Himachal Pradesh	568	8508	3109	12185	4.66	69.82
Jammu & Kashmir	761	15382	2060	18203	4.18	84.50
Karnataka	476	7348	8154	15977	2.98	45.99
Kerala	2375	15657	19955	37987	6.25	41.22
Madhya Pradesh	1921	8896	11557	22374	8.59	39.76
Maharashtra	38221	33481	176710	248412	15.39	13.48
Manipur	155	2601	11306	14062	1.10	18.50
Meghalaya	98	1416	1286	2800	3.51	50.58
Mizoram	0	2093	691	2783	0.00	75.18
Nagaland	4	91	83	178	2.10	51.28
Orissa	7028	6074	7835	20938	33.57	29.01
Punjab	2683	34296	15295	52274	5.13	65.61
Rajasthan	1146	17038	23758	41942	2.73	40.62
Sikkim	0	4877	0	4877	0.00	100.00
Tamil Nadu	10596	30560	20112	61268	17.29	49.88
Tripura	416	20578	13237	34231	1.21	60.12
Uttar Pradesh	1781	89247	53743	144772	1.23	61.65
West Bengal	0	15808	6192	22000	0.00	71.86
A & N Islands	0	72023	0	72023	0.00	100.00
Chandigarh	0	0	0	0	0.00	0.00
D & N Haveli	0	3080	2508	5588	0.00	55.12
Daman & Diu	0	0	0	0	0.00	0.00
Delhi	18898	156905	149693	325495	5.81	48.20
Lakshadweep	95	1482	1915	3492	2.72	42.44
Pondicherry	0	6925	5886	12811	0.00	54.06
INDIA	103972	693495	671319	1468786	7.08	47.22

TABLE VI - Non-Recurring Expenditure By Item and Type of Institutions
D - High/post Basic Schools

(Rupee in Thousands)

State/Union Territory	LIBRARIES	BUILDING	OTHER ITEM	TOTAL (NON-REC. EXPDT. COL.2 TO 4)	%OF EXPDT. ON LIB. TO TOTAL NON-REC.EXPDT.	% OF EXPDT. ON BUILDING TO TOTAL NON-REC EXPDT.
1	2	3	4	5	6	7
Andhra Pradesh	9655	17921	13658	41234	23.42	43.46
Arunachal pradesh	0	16646	305	16951	0.00	98.20
Assam	1264	18768	9962	29994	4.21	62.57
Bihar	560	5927	11446	17933	3.12	33.05
Goa	361	4857	2706	7923	4.56	61.30
Gujarat	6832	46451	62245	115528	5.91	40.21
Haryana	2781	47199	6159	56139	4.95	84.08
Himachal Pradesh	304	14715	4155	19175	1.59	76.74
Jammu & Kashmir	738	25323	6944	33004	2.24	76.73
karnataka	962	14851	16480	32293	2.98	45.99
Kerala	2054	61973	33904	97930	2.10	63.28
Madhya Pradesh	437	2512	1013	3961	11.03	63.41
Maharastra	29303	49012	253322	331638	8.84	14.78
Manipur	777	20095	4184	25056	3.10	80.20
Meghalaya	414	16681	4754	21850	1.90	76.34
Mizoram	0	30622	10109	40731	0.00	75.18
Nagaland	45	1100	1000	2145	2.10	51.28
Orissa	2353	10957	632000	645310	0.36	1.70
Punjab	2515	29316	11257	43088	5.84	68.04
Rajasthan	2202	3279	16568	22049	9.99	14.87
sikkim	0	8210	0	8210	0.00	100.00
Tamil Nadu	4483	8839	10477	23799	18.84	37.14
Tripura	276	12883	12513	25672	1.08	50.18
Utter Pradesh	799	16952	14646	32397	2.47	52.33
West Bengal	0	39110	17990	57100	0.00	68.49
A & N Islands	0	15704	0	15704	0.00	100.00
Chandigarh	0	0	0	0	0.00	0.00
D & N Haveli	0	4620	1672	6292	0.00	73.43
Daman & Diu	9	0	107	116	7.73	0.00
Delhi	195	290	1197	1681	11.60	17.24
Lakshadweep	0	1482	6819	8301	0.00	17.85
Pondicherry	0	7779	3592	11371	0.00	68.41
INDIA	69321	554071	1171184	1794576	3.86	30.87

TABLE VI - Non-Recurring Expenditure By Item and Type of Institutions
E - Middle/senior Basic Schools

(Rupee In Thousands)

State/Union Territory	LIBRARIES	BUILDING	OTHER ITEM	TOTAL (NON-REC. EXPD. COL.2 TO 4)	%OF EXPD. ON LIB. TO TOTAL NON-REC. EXPD.	% OF EXPD. ON BUILDING TO TOTAL NON-REC EXPD.
1	2	3	4	5	6	7
Andhra Pradesh			21874	21874	0.00	0.00
Arunachal pradesh			63148	63148	0.00	0.00
Assam			118163	118163	0.00	0.00
Bihar			24371	24371	0.00	0.00
Goa			0	0	0.00	0.00
Gujarat			120646	120646	0.00	0.00
Haryana			2706	2706	0.00	0.00
Himachal Pradesh			1556	1556	0.00	0.00
Jammu & Kashmir			48885	48885	0.00	0.00
karnataka			427463	427463	0.00	0.00
Kerala			36177	36177	0.00	0.00
Madhya Pradesh			10001	10001	0.00	0.00
Maharastra			99690	99690	0.00	0.00
Manipur			36203	36203	0.00	0.00
Meghalaya			10808	10808	0.00	0.00
Mizoram			10135	10135	0.00	0.00
Nagaland			35594	35594	0.00	0.00
Orissa			1193757	1193757	0.00	0.00
Punjab			4357	4357	0.00	0.00
Rajasthan			37018	37018	0.00	0.00
sikkim			8653	8653	0.00	0.00
Tamil Nadu			0	0	0.00	0.00
Tripura			22348	22348	0.00	0.00
Utter Pradesh			64873	64873	0.00	0.00
West Bengal			0	0	0.00	0.00
A & N Islands			24125	24125	0.00	0.00
Chandigarh			0	0	0.00	0.00
D & N Haveli			18225	18225	0.00	0.00
Daman & Diu			0	0	0.00	0.00
Delhi			51982	51982	0.00	0.00
Lakshadweep			3117	3117	0.00	0.00
Pondicherry			10487	10487	0.00	0.00
INDIA	0	0	2506359	2506359	0.00	0.00

TABLE VI - Non-Recurring Expenditure By Item and Type of Institutions
F - Primary/Junior Basic Schools

(Rupee in Thousands)

State/Union Territory	LIBRARIES	BUILDING	OTHER ITEM	TOTAL (NON-REC. EXPDT. COL.2 TO 4)	%OF EXPDT. ON LIB. TO TOTAL NON-REC.EXPDT.	% OF EXPDT. ON BUILDING TO TOTAL NON-REC EXPDT.
1	2	3	4	5	6	7
Andhra Pradesh			69849	69849	0.00	0.00
Arunachal pradesh			54978	54978	0.00	0.00
Assam			255341	255341	0.00	0.00
Bihar			37918	37918	0.00	0.00
Goa			0	0	0.00	0.00
Gujarat			119209	119209	0.00	0.00
Haryana			5457	5457	0.00	0.00
Himachal Pradesh			11125	11125	0.00	0.00
Jammu & Kashmir			86866	86866	0.00	0.00
karnataka			179078	179078	0.00	0.00
Kerala			42672	42672	0.00	0.00
Madhya Pradesh			14322	14322	0.00	0.00
Maharashtra			75204	75204	0.00	0.00
Manipur			12858	12858	0.00	0.00
Meghalaya			19216	19216	0.00	0.00
Mizoram			29011	29011	0.00	0.00
Nagaland			50942	50942	0.00	0.00
Orissa			3769735	3769735	0.00	0.00
Punjab			9523	9523	0.00	0.00
Rajasthan			95488	95488	0.00	0.00
sikkim			7643	7643	0.00	0.00
Tamil Nadu			0	0	0.00	0.00
Tripura			44683	44683	0.00	0.00
Utter Pradesh			198319	198319	0.00	0.00
West Bengal			0	0	0.00	0.00
A & N Islands			35725	35725	0.00	0.00
Chandigarh			0	0	0.00	0.00
D & N Haveli			9215	9215	0.00	0.00
Daman & Diu			0	0	0.00	0.00
Delhi			241436	241436	0.00	0.00
Lakshadweep			0	0	0.00	0.00
Pondicherry			11504	11504	0.00	0.00
INDIA	0	0	5487319	5487319	0.00	0.00

TABLE VI - Non-Recurring Expenditure By Item and Type of Institutions
G - Pre-primary/pre-Basic Schools

(Rupee in Thousands)

State/Union Territory	LIBRARIES	BUILDING	OTHER ITEM	TOTAL (NON-REC. EXPDT. COL.2 TO 4)	% OF EXPDT. ON LIB. TO TOTAL NON-REC. EXPDT.	% OF EXPDT. ON BUILDING TO TOTAL NON-REC. EXPDT.
1	2	3	4	5	6	7
Andhra Pradesh			2	2	0	0
Arunachal Pradesh			70	70	0.00	0.00
Assam			260	260	0.00	0.00
Bihar			0	0	0.00	0.00
Goa			0	0	0.00	0.00
Gujarat			3872	3872	0.00	0.00
Haryana			0	0	0.00	0.00
Himachal Pradesh			4	4	0.00	0.00
Jammu & Kashmir			0	0	0.00	0.00
Karnataka			0	0	0.00	0.00
Kerala			0	0	0.00	0.00
Madhya Pradesh			0	0	0.00	0.00
Maharashtra			12355	12355	0.00	0.00
Manipur			0	0	0.00	0.00
Meghalaya			0	0	0.00	0.00
Mizoram			0	0	0.00	0.00
Nagaland			0	0	0.00	0.00
Orissa			0	0	0.00	0.00
Punjab			0	0	0.00	0.00
Rajasthan			0	0	0.00	0.00
Sikkim			0	0	0.00	0.00
Tamil Nadu			0	0	0.00	0.00
Tripura			4876	4876	0.00	0.00
Uttar Pradesh			52	52	0.00	0.00
West Bengal			0	0	0.00	0.00
A & N Islands			0	0	0.00	0.00
Chandigarh			0	0	0.00	0.00
D & N Haveli			0	0	0.00	0.00
Daman & Diu			0	0	0.00	0.00
Delhi			0	0	0.00	0.00
Lakshadweep			0	0	0.00	0.00
Pondicherry			315	315	0.00	0.00
INDIA	0	0	21805	21805	0.00	0.00

TABLE VI - Non-Recurring Expenditure By Item and Type of Institutions
Total of Elementary Education(E,F,G)

(Rupee in Thousands)

State/Union Territory	LIBRARIES	BUILDING	OTHER ITEM	TOTAL (NON-REC. EXPDT. COL.2 TO 4)	%OF EXPDT. ON LIB. TO TOTAL NON-REC.EXPDT.	% OF EXPDT. ON BUILDING TO TOTAL NON-REC EXPDT.
1	2	3	4	5	6	7
Andhra Pradesh	0	0	91725	91725	0.00	0.00
Arunachal pradesh	0	0	118196	118196	0.00	0.00
Assam	0	0	373764	373764	0.00	0.00
Bihar	0	0	62289	62289	0.00	0.00
Goa	0	0	0	0	0.00	0.00
Gujarat	0	0	243727	243727	0.00	0.00
Haryana	0	0	8162	8162	0.00	0.00
Himachal Pradesh	0	0	12685	12685	0.00	0.00
Jammu & Kashmir	0	0	135751	135751	0.00	0.00
karnataka	0	0	606541	606541	0.00	0.00
Kerala	0	0	78849	78849	0.00	0.00
Madhya Pradesh	0	0	24323	24323	0.00	0.00
Maharastra	0	0	187249	187249	0.00	0.00
Manipur	0	0	49061	49061	0.00	0.00
Meghalaya	0	0	30023	30023	0.00	0.00
Mizoram	0	0	39146	39146	0.00	0.00
Nagaland	0	0	86536	86536	0.00	0.00
Orissa	0	0	4963492	4963492	0.00	0.00
Punjab	0	0	13880	13880	0.00	0.00
Rajasthan	0	0	132506	132506	0.00	0.00
sikkim	0	0	16296	16296	0.00	0.00
Tamil Nadu	0	0	0	0	0.00	0.00
Tripura	0	0	71907	71907	0.00	0.00
Utter Pradesh	0	0	263244	263244	0.00	0.00
West Bengal	0	0	0	0	0.00	0.00
A & N Islands	0	0	59850	59850	0.00	0.00
Chandigarh	0	0	0	0	0.00	0.00
D & N Haveli	0	0	27440	27440	0.00	0.00
Daman & Diu	0	0	0	0	0.00	0.00
Delhi	0	0	293418	293418	0.00	0.00
Lakshadweep	0	0	3117	3117	0.00	0.00
Pondicherry	0	0	22306	22306	0.00	0.00
INDIA	0	0	8015483	8015483	0.00	0.00

TABLE VI - Non-Recurring Expenditure By Item and Type of Institutions

H- Institutions Imparting Instructions in Diploma/certificate

Courses of School Level(Below Matric Level)

(a)Agriculture & Forestry

(Rupee in Thousands)

State/Union Territory	LIBRARIES	BUILDING	OTHER ITEM	TOTAL (NON-REC. EXPDT. COL.2 TO 4)	%OF EXPDT. ON LIB. TO TOTAL NON-REC.EXPDT.	% OF EXPDT. ON BUILDING TO TOTAL NON-REC EXPDT.
1	2	3	4	5	6	7
Andhra Pradesh	0	0	0	0	0.00	0.00
Arunachal Pradesh	0	0	0	0	0.00	0.00
Assam	0	0	0	0	0.00	0.00
Bihar	0	0	0	0	0.00	0.00
Goa	0	0	0	0	0.00	0.00
Gujarat	0	0	0	0	0.00	0.00
Haryana	0	0	0	0	0.00	0.00
Himachal Pradesh	0	0	0	0	0.00	0.00
Jammu & Kashmir	0	0	0	0	0.00	0.00
Karnataka	0	0	0	0	0.00	0.00
Kerala	0	0	0	0	0.00	0.00
Madhya Pradesh	0	0	0	0	0.00	0.00
Maharashtra	54	213	1221	1487	3.61	14.29
Manipur	0	0	0	0	0.00	0.00
Meghalaya	0	0	0	0	0.00	0.00
Mizoram	0	0	0	0	0.00	0.00
Nagaland	0	0	0	0	0.00	0.00
Orissa	0	0	0	0	0.00	0.00
Punjab	0	0	0	0	0.00	0.00
Rajasthan	0	0	0	0	0.00	0.00
Sikkim	0	0	0	0	0.00	0.00
Tamil Nadu	0	0	0	0	0.00	0.00
Tripura	0	0	0	0	0.00	0.00
Uttar Pradesh	0	0	0	0	0.00	0.00
West Bengal	0	0	0	0	0.00	0.00
A & N Islands	0	0	0	0	0.00	0.00
Chandigarh	0	0	0	0	0.00	0.00
D & N Haveli	0	0	0	0	0.00	0.00
Daman & Diu	0	0	0	0	0.00	0.00
Delhi	0	0	0	0	0.00	0.00
Lakshadweep	0	0	0	0	0.00	0.00
Pondicherry	0	0	0	0	0.00	0.00
INDIA	54	213	1221	1487	3.61	14.29

TABLE VI - Non-Recurring Expenditure By Item and Type of Institutions

H- Institutions Imparting Instructions in Diploma/certificate

Courses of School Level(Below Matric Level)

(b)Medicine(Nursing & Midwifery)

(Rupee in Thousands)

State/Union Territory	LIBRARIES	BUILDING	OTHER ITEM	TOTAL (NON-REC. EXPDT. COL.2 TO 4)	%OF EXPDT. ON LIB. TO TOTAL NON-REC.EXPDT.	% OF EXPDT. ON BUILDING TO TOTAL NON-REC EXPDT.
1	2	3	4	5	6	7
Andhra Pradesh	0	0	0	0	0.00	0.00
Arunachal pradesh	0	0	0	0	0.00	0.00
Assam	0	0	0	0	0.00	0.00
Bihar	0	0	0	0	0.00	0.00
Goa	0	0	0	0	0.00	0.00
Gujarat	0	0	0	0	0.00	0.00
Haryana	0	0	0	0	0.00	0.00
Himachal Pradesh	0	0	0	0	0.00	0.00
Jammu & Kashmir	0	0	0	0	0.00	0.00
karnataka	0	0	0	0	0.00	0.00
Kerala	0	0	0	0	0.00	0.00
Madhya Pradesh	414	2031	7150	9596	4.32	21.17
Maharastra	40	1007	611	1658	2.40	60.74
Manipur	0	0	0	0	0.00	0.00
Meghalaya	0	0	0	0	0.00	0.00
Mizoram	0	0	0	0	0.00	0.00
Nagaland	0	0	0	0	0.00	0.00
Orissa	0	0	0	0	0.00	0.00
Punjab	0	0	0	0	0.00	0.00
Rajasthan	0	0	0	0	0.00	0.00
sikkim	0	0	0	0	0.00	0.00
Tamil Nadu	0	0	0	0	0.00	0.00
Tripura	0	0	0	0	0.00	0.00
Utter Pradesh	0	0	0	0	0.00	0.00
West Bengal	0	0	0	0	0.00	0.00
A & N Islands	0	0	0	0	0.00	0.00
Chandigarh	0	0	0	0	0.00	0.00
D & N Haveli	0	0	0	0	0.00	0.00
Daman & Diu	0	0	0	0	0.00	0.00
Delhi	0	0	0	0	0.00	0.00
Lakshadweep	0	0	0	0	0.00	0.00
Pondicherry	0	0	0	0	0.00	0.00
INDIA	454	3038	7761	11253	4.03	27.00

TABLE VI - Non-Recurring Expenditure By Item and Type of institutions

H- Institutions imparting Instructions in Diploma/certificate

Courses of School Level(Below Matric Level)

(c)Teacher Training

(Rupee in Thousands)

State/Union Territory	LIBRARIES	BUILDING	OTHER ITEM	TOTAL (NON-REC. EXPDT. COL.2 TO 4)	%OF EXPDT. ON LIB. TO TOTAL NON-REC.EXPDT.	% OF EXPDT. ON BUILDING TO TOTAL NON-REC EXPDT.
1	2	3	4	5	6	7
Andhra Pradesh	0	0	0	0	0.00	0.00
Arunachal pradesh	0	0	0	0	0.00	0.00
Assam	0	0	0	0	0.00	0.00
Bihar	0	0	0	0	0.00	0.00
Goa	0	0	0	0	0.00	0.00
Gujarat	854	2082	3892	6828	12.51	30.49
Haryana	0	0	0	0	0.00	0.00
Himachal Pradesh	0	154	780	934	0.00	16.50
Jammu & Kashmir	0	0	0	0	0.00	0.00
karnataka	58	2600	0	2658	2.18	97.82
Kerala	0	0	0	0	0.00	0.00
Madhya Pradesh	0	0	0	0	0.00	0.00
Maharastra	105	1254	5697	7057	1.49	17.77
Manipur	0	0	0	0	0.00	0.00
Meghalaya	0	3	368	370	0.00	0.72
Mizoram	0	0	0	0	0.00	0.00
Nagaland	0	0	0	0	0.00	0.00
Orissa	0	0	0	0	0.00	0.00
Punjab	0	5000	1	5001	0.00	99.98
Rajasthan	0	0	0	0	0.00	0.00
sikkim	0	7657	0	7657	0.00	100.00
Tamil Nadu	0	0	0	0	0.00	0.00
Tripura	0	0	0	0	0.00	0.00
Utter Pradesh	40	765	893	1698	2.37	45.08
West Bengal	0	0	0	0	0.00	0.00
A & N Islands	0	0	0	0	0.00	0.00
Chandigarh	0	0	0	0	0.00	0.00
D & N Haveli	0	0	0	0	0.00	0.00
Daman & Diu	0	0	0	0	0.00	0.00
Delhi	0	0	0	0	0.00	0.00
Lakshadweep	0	0	0	0	0.00	0.00
Pondicherry	0	0	0	0	0.00	0.00
INDIA	1057	19516	11630	32203	3.28	60.60

TABLE VI - Non-Recurring Expenditure By Item and Type of Institutions

H- Institutions imparting instructions in Diploma/certificate

Courses of School Level(Below Matric Level)

(d)Industrial/Arts & Crafts

(Rupee in Thousands)

State/Union Territory	LIBRARIES	BUILDING	OTHER ITEM	TOTAL (NON-REC. EXPD. COL.2 TO 4)	%OF EXPD. ON LIB. TO TOTAL NON-REC.EXPD.	% OF EXPD. ON BUILDING TO TOTAL NON-REC EXPD.
1	2	3	4	5	6	7
Andhra Pradesh	0	0	0	0	0.00	0.00
Arunachal pradesh	0	0	0	0	0.00	0.00
Assam	0	631	103	734	0.00	86.02
Bihar	0	0	32	32	0.00	0.00
Goa	0	0	0	0	0.00	0.00
Gujarat	0	0	0	0	0.00	0.00
Haryana	0	0	0	0	0.00	0.00
Himachal Pradesh	0	1065	314	1378	0.00	77.26
Jammu & Kashmir	0	0	0	0	0.00	0.00
karnataka	0	0	0	0	0.00	0.00
Kerala	559	2076	5657	8292	6.75	25.03
Madhya Pradesh	0	0	0	0	0.00	0.00
Maharashtra	0	0	0	0	0.00	0.00
Manipur	0	0	79	79	0.00	0.00
Meghalaya	0	0	0	0	0.00	0.00
Mizoram	0	0	0	0	0.00	0.00
Nagaland	0	0	0	0	0.00	0.00
Orissa	0	0	0	0	0.00	0.00
Punjab	0	6	452	458	0.00	1.33
Rajasthan	0	0	0	0	0.00	0.00
sikkim	0	0	0	0	0.00	0.00
Tamil Nadu	201	54	6267	6522	3.08	0.83
Tripura	0	0	0	0	0.00	0.00
Utter Pradesh	0	309	296	605	0.00	51.13
West Bengal	0	0	0	0	0.00	0.00
A & N Islands	0	0	0	0	0.00	0.00
Chandigarh	0	0	0	0	0.00	0.00
D & N Haveli	0	0	0	0	0.00	0.00
Daman & Diu	0	700	0	700	0.00	100.00
Delhi	0	0	0	0	0.00	0.00
Lakshadweep	0	0	0	0	0.00	0.00
Pondicherry	0	0	0	0	0.00	0.00
INDIA	760	4841	13198	18799	4.04	25.75

TABLE VI - Non-Recurring Expenditure By Item and Type of Institutions

H- Institutions Imparting Instructions in Diploma/certificate

Courses of School Level(Below Matric Level)

(e)Music & Fine Arts

(Rupee in Thousands)

State/Union Territory	LIBRARIES	BUILDING	OTHER ITEM	TOTAL (NON-REC. EXPDT. COL.2 TO 4)	%OF EXPDT. ON LIB. TO TOTAL NON-REC.EXPDT.	% OF EXPDT. ON BUILDING TO TOTAL NON-REC EXPDT.
1	2	3	4	5	6	7
Andhra Pradesh	0	0	0	0	0.00	0.00
Arunachal pradesh	0	0	0	0	0.00	0.00
Assam	0	31	22	53	0.00	58.22
Bihar	0	0	0	0	0.00	0.00
Goa	4	0	11	15	28.80	0.00
Gujarat	1	0	23	24	3.63	0.00
Haryana	0	0	0	0	0.00	0.00
Himachal Pradesh	0	0	0	0	0.00	0.00
Jammu & Kashmir	0	0	0	0	0.00	0.00
karnataka	0	0	0	0	0.00	0.00
Kerala	19	1035	773	1827	1.02	56.65
Madhya Pradesh	0	0	0	0	0.00	0.00
Maharastra	0	0	5	5	0	0
Manipur	0	0	0	0	0.00	0.00
Meghalaya	0	0	0	0	0.00	0.00
Mizoram	0	0	0	0	0.00	0.00
Nagaland	0	0	0	0	0.00	0.00
Orissa	0	0	0	0	0.00	0.00
Punjab	0	0	0	0	0.00	0.00
Rajasthan	0	9	7	16	0.00	56.00
sikkim	0	0	0	0	0.00	0.00
Tamil Nadu	50	125	0	175	28.57	71.43
Tripura	0	0	0	0	0.00	0.00
Utter Pradesh	10	0	7	17	61.34	0.00
West Bengal	0	0	0	0	0.00	0.00
A & N Islands	0	0	0	0	0.00	0.00
Chandigarh	0	0	0	0	0.00	0.00
D & N Haveli	0	0	0	0	0.00	0.00
Daman & Diu	0	0	0	0	0.00	0.00
Delhi	0	0	0	0	0.00	0.00
Lakshadweep	0	0	0	0	0.00	0.00
Pondicherry	0	0	0	0	0.00	0.00
INDIA	84	1200	847	2132	3.95	56.31

TABLE VI - Non-Recurring Expenditure By Item and Type of Institutions

H- Institutions Imparting Instructions in Diploma/certificate

Courses of School Level(Below Matric Level)

(f) For the Handicapped

(Rupee in Thousands)

State/Union Territory	LIBRARIES	BUILDING	OTHER ITEM	TOTAL (NON-REC. EXPD. COL.2 TO 4)	%OF EXPD. ON LIB. TO TOTAL NON-REC.EXPDT.	% OF EXPD. ON BUILDING TO TOTAL NON-REC EXPDT.
1	2	3	4	5	6	7
Andhra Pradesh	13.5	626.8	470.7	1111.0	1.22	56.41
Arunachal Pradesh	0.0	0.0	0.0	0.0	0.00	0.00
Assam	9.5	119.2	184.4	313.1	3.02	38.09
Bihar	0.0	2.0	0.0	2.0	0.00	100.00
Goa	0.0	0.0	0.0	0.0	0.00	0.00
Gujarat	9.6	942.4	672.1	1624.1	0.59	58.03
Haryana	0.0	0.0	0.0	0.0	0.00	0.00
Himachal Pradesh	0.0	11.6	9.6	21.2	0.00	54.76
Jammu & Kashmir	0.0	0.0	0.0	0.0	0.00	0.00
Karnataka	0.0	0.0	0.0	0.0	0.00	0.00
Kerala	50.8	461.3	451.0	963.1	5.27	47.90
Madhya Pradesh	11.6	0.5	18.3	30.4	38.05	1.64
Maharashtra	0.0	0.0	0.0	0.0	0.00	0.00
Manipur	1.0	0.0	234.4	235.4	0.42	0.00
Meghalaya	0.0	0.0	0.0	0.0	0.00	0.00
Mizoram	0.0	0.0	0.0	0.0	0.00	0.00
Nagaland	0.0	0.0	0.0	0.0	0.00	0.00
Orissa	0.0	0.0	0.0	0.0	0.00	0.00
Punjab	0.0	188.6	194.4	383.0	0.00	49.25
Rajasthan	4.6	36.8	4.2	45.5	10.05	80.78
Sikkim	0.0	0.0	0.0	0.0	0.00	0.00
Tamil Nadu	0.0	0.0	0.0	0.0	0.00	0.00
Tripura	0.0	0.0	0.0	0.0	0.00	0.00
Uttar Pradesh	21.7	0.0	0.0	21.7	100.00	0.00
West Bengal	0.0	0.0	0.0	0.0	0.00	0.00
A & N Islands	0.0	0.0	0.0	0.0	0.00	0.00
Chandigarh	0.0	0.0	0.0	0.0	0.00	0.00
D & N Haveli	0.0	0.0	0.0	0.0	0.00	0.00
Daman & Diu	0.0	0.0	0.0	0.0	0.00	0.00
Delhi	0.0	0.0	0.0	0.0	0.00	0.00
Lakshadweep	0.0	0.0	0.0	0.0	0.00	0.00
Pondicherry	0.0	0.0	0.0	0.0	0.00	0.00
INDIA	122.2	2389.2	2239.1	4750.4	2.57	50.29

TABLE VI - Non-Recurring Expenditure By Item and Type of Institutions

H- Institutions imparting Instructions in Diploma/certificate

Courses of School Level(Below Matric Level)

(g) Reformatory / Certified

(Rupee in Thousands)

State/Union Territory	LIBRARIES	BUILDING	OTHER ITEM	TOTAL (NON-REC. EXPDT. COL.2 TO 4)	%OF EXPDT. ON LIB. TO TOTAL NON-REC.EXPDT.	% OF EXPDT. ON BUILDING TO TOTAL NON-REC EXPDT.
1	2	3	4	5	6	7
Andhra Pradesh	0	0	0	0	100	0
Arunachal pradesh	0	0	0	0	0.00	0.00
Assam	0	0	0	0	0.00	0.00
Bihar	0	0	0	0	0.00	0.00
Goa	0	0	0	0	0.00	0.00
Gujarat	0	0	0	0	0.00	0.00
Haryana	0	0	0	0	0.00	0.00
Himachal Pradesh	0	0	0	0	0.00	0.00
Jammu & Kashmir	0	0	0	0	0.00	0.00
karnataka	0	0	0	0	0.00	0.00
Kerala	0	0	0	0	0.00	0.00
Madhya Pradesh	0	0	0	0	0.00	0.00
Maharashtra	0	0	0	0	0.00	0.00
Manipur	0	0	0	0	0.00	0.00
Meghalaya	0	0	0	0	0.00	0.00
Mizoram	0	0	0	0	0.00	0.00
Nagaland	0	0	0	0	0.00	0.00
Orissa	0	0	0	0	0.00	0.00
Punjab	0	0	0	0	0.00	0.00
Rajasthan	0	0	0	0	0.00	0.00
sikkim	0	0	0	0	0.00	0.00
Tamil Nadu	10830	16203	19052	46085	23.50	35.16
Tripura	0	0	0	0	0.00	0.00
Utter Pradesh	0	0	0	0	0.00	0.00
West Bengal	0	0	0	0	0.00	0.00
A & N Islands	0	0	0	0	0.00	0.00
Chandigarh	0	0	0	0	0.00	0.00
D & N Haveli	0	0	0	0	0.00	0.00
Daman & Diu	0	0	0	0	0.00	0.00
Delhi	0	0	0	0	0.00	0.00
Lakshadweep	0	0	0	0	0.00	0.00
Pondicherry	0	0	0	0	0.00	0.00
INDIA	10830	16203	19052	46085	23.50	35.16

TABLE VI - Non-Recurring Expenditure By Item and Type of Institutions

H- Institutions imparting Instructions in Diploma/certificate

Courses of School Level(Below Matric Level)

(h) Oriental Studies

(Rupee in Thousands)

State/Union Territory	LIBRARIES	BUILDING	OTHER ITEM	TOTAL (NON-REC. EXPDT. COL.2 TO 4)	%OF EXPDT. ON LIB. TO TOTAL NON-REC.EXPDT.	% OF EXPDT. ON BUILDING TO TOTAL NON-REC EXPDT.
1	2	3	4	5	6	7
Andhra Pradesh	43	342	450	835	5.10	41.00
Arunachal pradesh	0	0	0	0	0.00	0.00
Assam	540	969	735	2244	24.07	43.16
Bihar	3	56	364	422	0.62	13.22
Goa	0	0	0	0	0.00	0.00
Gujarat	34	166	205	404	8.32	41.05
Haryana	0	0	0	0	0.00	0.00
Himachal Pradesh	0	0	0	0	0.00	0.00
Jammu & Kashmir	0	0	0	0	0.00	0.00
karnataka	429	3487	200	4116	10.42	84.72
Kerala	0	0	0	0	0.00	0.00
Madhya Pradesh	0	0	4	4	0.00	0.00
Maharastra	0	0	1	1	0.00	0.00
Manipur	0	0	0	0	0.00	0.00
Meghalaya	0	0	0	0	0.00	0.00
Mizoram	0	0	0	0	0.00	0.00
Nagaland	0	0	0	0	0.00	0.00
Orissa	0	0	0	0	0.00	0.00
Punjab	0	0	0	0	0.00	0.00
Rajasthan	0	0	0	0	0.00	0.00
sikkim	0	0	0	0	0.00	0.00
Tamil Nadu	0	0	0	0	0.00	0.00
Tripura	0	0	0	0	0.00	0.00
Utter Pradesh	243	312	3357	3912	6.21	7.97
West Bengal	0	0	0	0	0.00	0.00
A & N Islands	0	0	0	0	0.00	0.00
Chandigarh	0	0	0	0	0.00	0.00
D & N Havell	0	0	0	0	0.00	0.00
Daman & Diu	0	0	0	0	0.00	0.00
Delhi	0	0	0	0	0.00	0.00
Lakshadweep	0	0	0	0	0.00	0.00
Pondicherry	0	0	0	0	0.00	0.00
INDIA	1291	5331	5315	11937	10.81	44.66

TABLE VI - Non-Recurring Expenditure By Item and Type of Institutions
H- Institutions Imparting instructions in Diploma/certificate
Courses of School Level(Below Matric Level)
(I) Social (Adult) Education

(Rupee in Thousands)

State/Union Territory	LIBRARIES	BUILDING	OTHER ITEM	TOTAL (NON-REC. EXPDT. COL.2 TO 4)	%OF EXPDT. ON LIB. TO TOTAL NON-REC.EXPDT.	% OF EXPDT. ON BUILDING TO TOTAL NON-REC EXPDT.
1	2	3	4	5	6	7
Andhra Pradesh	0	0	0	0	0.00	0.00
Arunachal Pradesh	200	324	0	524	38.17	61.83
Assam	0	0	0	0	0.00	0.00
Bihar	0	0	0	0	0.00	0.00
Goa	0	0	0	0	0.00	0.00
Gujarat	0	0	0	0	0.00	0.00
Haryana	0	0	0	0	0.00	0.00
Himachal Pradesh	0	0	0	0	0.00	0.00
Jammu & Kashmir	0	0	0	0	0.00	0.00
karnataka	0	0	0	0	0.00	0.00
Kerala	0	0	0	0	0.00	0.00
Madhya Pradesh	0	0	0	0	0.00	0.00
Maharashtra	0	0	0	0	0.00	0.00
Manipur	0	0	0	0	0.00	0.00
Meghalaya	0	0	0	0	0.00	0.00
Mizoram	0	0	0	0	0.00	0.00
Nagaland	0	0	0	0	0.00	0.00
Orissa	0	0	0	0	0.00	0.00
Punjab	0	0	0	0	0.00	0.00
Rajasthan	0	0	0	0	0.00	0.00
sikkim	0	0	0	0	0.00	0.00
Tamil Nadu	0	0	0	0	0.00	0.00
Tripura	0	0	0	0	0.00	0.00
Utter Pradesh	0	0	145597	145597	0.00	0.00
West Bengal	0	0	0	0	0.00	0.00
A & N Islands	0	0	0	0	0.00	0.00
Chandigarh	0	0	0	0	0.00	0.00
D & N Haveli	0	0	0	0	0.00	0.00
Daman & Diu	0	0	0	0	0.00	0.00
Delhi	0	0	0	0	0.00	0.00
Lakshadweep	0	0	0	0	0.00	0.00
Pondicherry	0	0	0	0	0.00	0.00
INDIA	200	324	145597	146121	0.14	0.22

TABLE VI - Non-Recurring Expenditure By Item and Type of Institutions

H- Institutions Imparting Instructions in Diploma/certificate

Courses of School Level(Below Matric Level)

(j) Others

(Rupee in Thousands)

State/Union Territory	LIBRARIES	BUILDING	OTHER ITEM	TOTAL (NON-REC. EXPDT. COL.2 TO 4)	%OF EXPDT. ON LIB. TO TOTAL NON-REC.EXPDT.	% OF EXPDT. ON BUILDING TO TOTAL NON-REC EXPDT.
1	2	3	4	5	6	7
Andhra Pradesh	0	0	0	0	0.00	0.00
Arunachal pradesh	0	0	0	0	0.00	0.00
Assam	0	455	767	1222	0.00	37.21
Bihar	0	0	0	0	0.00	0.00
Goa	0	0	0	0	0.00	0.00
Gujarat	0	0	0	0	0.00	0.00
Haryana	0	0	0	0	0.00	0.00
Himachal Pradesh	0	0	0	0	0.00	0.00
Jammu & Kashmir	0	0	0	0	0.00	0.00
karnataka	0	0	0	0	0.00	0.00
Kerala	0	0	0	0	0.00	0.00
Madhya Pradesh	0	0	0	0	0.00	0.00
Maharastra	0	0	0	0	0.00	0.00
Manipur	7	0	43	51	14.08	0.00
Meghalaya	0	0	0	0	0.00	0.00
Mizoram	0	0	0	0	0.00	0.00
Nagaland	0	0	0	0	0.00	0.00
Orissa	0	0	0	0	0.00	0.00
Punjab	0	0	0	0	0.00	0.00
Rajasthan	0	0	0	0	0.00	0.00
sikkim	0	128	0	128	0	100
Tamil Nadu	0	0	0	0	0.00	0.00
Tripura	0	0	0	0	0.00	0.00
Utter Pradesh	0	0	552528	552528	0.00	0.00
West Bengal	0	0	0	0	0.00	0.00
A & N Islands	0	0	0	0	0.00	0.00
Chandigarh	0	0	0	0	0.00	0.00
D & N Havell	0	0	0	0	0.00	0.00
Daman & Diu	0	0	0	0	0.00	0.00
Delhi	0	0	0	0	0.00	0.00
Lakshadweep	0	0	0	0	0.00	0.00
Pondicherry	0	0	0	0	0.00	0.00
INDIA	7	583	553339	553928	0.00	0.11

TABLE VI - Non-Recurring Expenditure By Item and Type of Institutions

H- Institutions Imparting Instructions in Diploma/certificate Courses of School Level(Below Matric Level)
Total (a to j)

(Rupee in Thousands)

State/Union Territory	LIBRARIES	BUILDING	OTHER ITEM	TOTAL (NON-REC. EXPDT. COL.2 TO 4)	%OF EXPDT. ON LIB. TO TOTAL NON-REC.EXPDT.	% OF EXPDT. ON BUILDING TO TOTAL NON-REC EXPDT.
1	2	3	4	5	6	7
Andhra Pradesh	56	969	921	1946	2.89	49.80
Arunachal pradesh	200	324	0	524	38.17	61.83
Assam	550	2204	1811	4565	12.04	48.28
Bihar	3	58	395	456	0.57	12.67
Goa	4	0	11	15	28.80	0.00
Gujarat	898	3190	4791	8880	10.11	35.93
Haryana	0	0	0	0	0.00	0.00
Himachal Pradesh	0	1231	1103	2334	0.00	52.73
Jammu & Kashmir	0	0	0	0	0.00	0.00
karnataka	487	6087	200	6774	7.19	89.86
Kerala	629	3572	6881	11082	5.67	32.23
Madhya Pradesh	426	2032	7172	9630	4.42	21.10
Maharastra	198	2474	7535	10207	1.94	24.24
Manipur	8	0	357	365	2.22	0.00
Meghalaya	0	3	368	370	0.00	0.72
Mizoram	0	0	0	0	0.00	0.00
Nagaland	0	0	0	0	0.00	0.00
Orissa	0	0	0	0	0.00	0.00
Punjab	0	5195	647	5842	0.00	88.92
Rajasthan	5	46	11	62	7.39	74.23
sikkim	0	7785	0	7785	0.00	100.00
Tamil Nadu	11081	16382	25319	52782	20.99	31.04
Tripura	0	0	0	0	0.00	0.00
Utter Pradesh	315	1386	702677	704378	0.04	0.20
West Bengal	0	0	0	0	0.00	0.00
A & N Islands	0	0	0	0	0.00	0.00
Chandigarh	0	0	0	0	0.00	0.00
D & N Haveli	0	0	0	0	0.00	0.00
Daman & Diu	0	700	0	700	0.00	100.00
Delhi	0	0	0	0	0.00	0.00
Lakshadweep	0	0	0	0	0.00	0.00
Pondicherry	0	0	0	0	0.00	0.00
INDIA	14860	53637	760200	828697	1.79	6.47

TABLE VI - Non-Recurring Expenditure By Item and Type of Institutions

I. Directorate and Inspectorate

(Rupee in Thousands)

State/Union Territory	LIBRARIES	BUILDING	OTHER ITEM	TOTAL (NON-REC. EXPDT. COL.2 TO 4)	%OF EXPDT. ON LIB. TO TOTAL NON-REC.EXPDT.	% OF EXPDT. ON BUILDING TO TOTAL NON-REC EXPDT.
1	2	3	4	5	6	7
Andhra Pradesh	0	0	0	0	0.00	0.00
Arunachal pradesh	0	6360	42	6402	0.00	99.34
Assam	1291	909	9101	11300	11.42	8.04
Bihar	59	1042	15753	16854	0.35	6.18
Goa	0	0	0	0	0.00	0.00
Gujarat	0	0	3964	3964	0.00	0.00
Haryana	0	0	0	0	0.00	0.00
Himachal Pradesh	0	0	0	0	0.00	0.00
Jammu & Kashmir	0	0	0	0	0.00	0.00
karnataka	0	0	0	0	0.00	0.00
Kerala	0	0	0	0	0.00	0.00
Madhya Pradesh	0	0	0	0	0.00	0.00
Maharastra	0	0	109045	109045	0.00	0.00
Manipur	736	1473	10063	12272	6.00	12.00
Meghalaya	0	0	0	0	0.00	0.00
Mizoram	0	346	1244	1590	0.00	21.76
Nagaland	0	0	1500	1500	0.00	0.00
Orissa	0	0	132771	132771	0.00	0.00
Punjab	0	0	0	0	0.00	0.00
Rajasthan	5	81	440	526	1.00	15.39
sikkim	0	0	0	0	0.00	0.00
Tamil Nadu	0	0	0	0	0.00	0.00
Tripura	1125	10654	8285	20064	5.61	53.10
Utter Pradesh	0	11433	2607711	2619143	0.00	0.44
West Bengal	0	0	0	0	0.00	0.00
A & N Islands	0	2026	0	2026	0.00	100.00
Chandigarh	0	0	0	0	0.00	0.00
D & N Haveli	0	0	720	720	0.00	0.00
Daman & Diu	0	0	0	0	0.00	0.00
Delhi	0	0	0	0	0.00	0.00
Lakshadweep	0	0	839	839	0.00	0.00
Pondicherry	0	0	1282	1282	0.00	0.00
INDIA	3216	34323	2902760	2940299	0.11	1.17

TABLE VI - Non-Recurring Expenditure By Item and Type of Institutions
Grand Total - J(A to I)

(Rupee in Thousands)

State/Union Territory	LIBRARIES	BUILDING	OTHER ITEM	TOTAL (NON-REC. EXPDT. COL.2 TO 4)	% OF EXPDT. ON LIB. TO TOTAL NON-REC. EXPDT.	% OF EXPDT. ON BUILDING TO TOTAL NON-REC. EXPDT.
1	2	3	4	5	6	7
Andhra Pradesh	14960	57509	176731	249199	6.00	23.08
Arunachal pradesh	200	33153	118812	152164	0.13	21.79
Assam	4198	36935	403223	444357	0.94	8.31
Bihar	757	8945	110023	119725	0.63	7.47
Goa	632	6085	3849	10566	5.99	57.58
Gujarat	19050	110796	419290	549136	3.47	20.18
Haryana	6383	103423	39658	149464	4.27	69.20
Himachal Pradesh	872	24454	31015	56341	1.55	43.40
Jammu & Kashmir	1498	40704	144755	186958	0.80	21.77
karnataka	1925	28286	631375	661585	0.29	4.28
Kerala	5058	81202	139588	225848	2.24	35.95
Madhya Pradesh	2784	13439	44065	60287	4.62	22.29
Maharastra	68631	85523	811506	965659	7.11	8.86
Manipur	1676	24409	77147	103232	1.62	23.65
Meghalaya	513	18100	38774	57387	0.89	31.54
Mizoram	0	33061	51190	84250	0.00	39.24
Nagaland	49	1191	92219	93459	0.05	1.27
Orissa	17568	24106	5745223	5786896	0.30	0.42
Punjab	5198	68807	41079	115084	4.52	59.79
Rajasthan	3358	20509	176694	200560	1.67	10.23
sikkim	0	20872	16296	37168	0.00	56.18
Tamil Nadu	26160	55781	55908	137849	18.98	40.47
Tripura	1817	44115	105942	151874	1.20	29.05
Utter Pradesh	2895	119018	3642021	3763934	0.08	3.16
West Bengal	0	54918	24182	79100	0.00	69.43
A & N Islands	0	89753	59850	149603	0.00	59.99
Chandigarh	0	0	0	0	0.00	0.00
D & N Haveli	0	7700	32339	40039	0.00	19.23
Daman & Diu	9	700	107	816	1.10	85.78
Delhi	19093	157195	444307	620595	3.08	25.33
Lakshadweep	95	2964	12690	15749	0.60	18.82
Pondicherry	0	14704	33066	47770	0.00	30.78
INDIA	205379	1388355	13722922	15316656	1.34	9.06

TABLE VII - TOTAL EXPENDITURE (REC. & NON-REC.) BY TYPE OF INSTITUTIONS

A - Boards of Intermediate and/or Secondary Education

(Rupee in Thousands)

State/union Territory	TOTAL REC EXPENDITURE	TOTAL NON-REC EXPENDITURE	GRAND TOTAL	% OF REC. EXPDT. TO TOTAL EXPDT.
1	2	3	4	5
Andhra Pradesh	87647	0	87647	100.00
Arunachal pradesh	0	0	0	0.00
Assam	89341	8103	97445	91.68
Bihar	621487	18749	640236	97.07
Goa	8620	0	8620	100.00
Gujarat	124580	146	124726	99.88
Haryana	136093	11702	147795	92.08
Himachal Pradesh	135518	9963	145480	93.15
Jammu & Kashmir	10254	0	10254	100.00
karnataka	118416	0	118416	100.00
Kerala	64783	0	64783	100.00
Madhya Pradesh	0	0	0	0.00
Maharashtra	314876	26262	341138	92.30
Manipur	13439	2417	15856	84.76
Meghalaya	14776	2343	17119	86.31
Mizoram	0	0	0	0.00
Nagaland	5739	3100	8839	64.93
Orissa	0	0	0	0.00
Punjab	66311	0	66311	100.00
Rajasthan	91009	3475	94485	96.32
sikkim	0	0	0	0.00
Tamil Nadu	0	0	0	0.00
Tripura	8061	0	8061	100.00
Utter Pradesh	260224	0	260224	100.00
West Bengal	0	0	0	0.00
A & N Islands	0	0	0	0.00
Chandigarh	0	0	0	0.00
D & N Haveli	0	0	0	0.00
Daman & Diu	0	0	0	0.00
Delhi	0	0	0	0.00
Lakshadweep	0	0	0	0.00
Pondicherry	0	0	0	0.00
INDIA	2171172	86262	2257433	96.18

TABLE VII - TOTAL EXPENDITURE (REC. & NON-REC.) BY TYPE OF INSTITUTIONS
B - Intermediate/pre-Degree/jr. colleges

(Rupee In Thousands)

State/union Territory	TOTAL REC EXPENDITURE	TOTAL NON-REC EXPENDITURE	GRAND TOTAL	% OF REC. EXPDT. TO TOTAL EXPDT.	ENROLMENT	COST/STUDENT ON THE BASIS OF REC. EXPDT. (ACTUAL)
1	2	3	4	5	6	7
Andhra Pradesh	2928032	100707	3028740	96.67	740074	3956
Arunachal pradesh	0	0	0	0.00		0
Assam	9159	2799	11959	76.59	25134	364
Bihar	271116	1815	272931	99.34	268980	1008
Goa	0	0	0	0.00		0
Gujarat	0	0	0	0.00		0
Haryana	0	0	0	0.00		0
Himachal Pradesh	0	0	0	0.00		0
Jammu & Kashmir	0	0	0	0.00		0
karnataka	0	0	0	0.00		0
Kerala	0	0	0	0.00		0
Madhya Pradesh	0	0	0	0.00		0
Maharastra	1007473	52847	1060320	95.02	4955	203325
Manipur	0	0	0	0.00		0
Meghalaya	0	0	0	0.00		0
Mizoram	0	0	0	0.00		0
Nagaland	0	0	0	0.00		0
Orissa	121788	24386	146174	83.32	128740	946
Punjab	0	0	0	0.00		0
Rajasthan	0	0	0	0.00		0
sikkim	0	0	0	0.00		0
Tamil Nadu	0	0	0	0.00		0
Tripura	0	0	0	0.00		0
Utter Pradesh	0	0	0	0.00		0
West Bengal	0	0	0	0.00		0
A & N Islands	0	0	0	0.00		0
Chandigarh	0	0	0	0.00		0
D & N Haveli	0	0	0	0.00		0
Daman & Diu	0	0	0	0.00		0
Delhi	0	0	0	0.00		0
Lakshadweep	0	0	0	0.00		0
Pondicherry	2308	0	2308	100.00	340	6788
INDIA	4339877	182554	4522432	95.96	1168223	3715

TABLE VII - TOTAL EXPENDITURE (REC. & NON-REC.) BY TYPE OF INSTITUTIONS

C - Higher Secondary Schools(10+2 pattern)

(I) Higher Secondary Schools with Academic Streams

(Rupee in Thousands)

State/union Territory	TOTAL REC EXPENDITURE	TOTAL NON-REC EXPENDITURE	GRAND TOTAL	% OF REC. EXPD. TO TOTAL EXPD.	ENROLMENT	COST/STUDENT ON THE BASIS OF REC. EXPD. (ACTUAL)
1	2	3	4	5	6	7
Andhra Pradesh	395039	13587	408626	96.67	99848	3956
Arunachal pradesh	120446	10091	130537	92.27	39150	3077
Assam	975719	13830	989548	98.60	434968	2243
Bihar	243256	1628	244884	99.34	241339	1008
Goa	42633	1887	44520	95.76	10898	3912
Gujarat	3426713	137441	3564154	96.14	1133977	3022
Haryana	1620384	66548	1686932	96.06	700011	2315
Himachal Pradesh	762204	11991	774195	98.45	223342	3413
Jammu & Kashmir	477830	18203	496033	96.33	84409	5661
karnataka	2341512	15977	2357489	99.32	815495	2871
Kerala	441927	34434	476362	92.77	137453	3215
Madhya Pradesh	2529709	22374	2552083	99.12	1747218	1448
Maharashtra	6517855	248412	6766266	96.33	3035159	2147
Manipur	113773	14062	127834	89.00	33449	3401
Meghalaya	37684	2800	40484	93.08	10025	3759
Mizoram	9965	2783	12749	78.17	2312	4310
Nagaland	12644	178	12822	98.61	10114	1250
Orissa	58976	11809	70784	83.32	62342	946
Punjab	1646523	48244	1694767	97.15	692678	2377
Rajasthan	2116842	35038	2151881	98.37	955058	2216
sikkim	49165	4513	53678	91.59	18313	2685
Tamil Nadu	0	0	0	0.00		0
Tripura	412169	34231	446400	92.33	165403	2492
Utter Pradesh	6183070	144772	6327841	97.71	4401079	1405
West Bengal	1079022	22000	1101022	98.00	1375313	785
A & N Islands	88841	68120	156961	56.60	32634	2722
Chandigarh	139072	0	139072	100.00	66870	2080
D & N Haveli	10441	5588	16029	65.14	4461	2341
Daman & Diu	3525	0	3525	100.00	1202	2933
Delhi	5244687	325495	5570183	94.16	1166074	4498
Lakshadweep	13048	3492	16540	78.89	1447	9017
Pondicherry	67768	6655	74423	91.06	40538	1672
INDIA	37182442	1326183	38508625	96.56	17742579	2096

TABLE VII - TOTAL EXPENDITURE (REC. & NON-REC.) BY TYPE OF INSTITUTIONS

C-Higher Secondary Schools(10+2 pattern)

(ii)Higher Secondary Schools with vocational streams

(Rupee in Thousands)

State/union Territory	TOTAL REC EXPENDITURE	TOTAL NON-REC EXPENDITURE	GRAND TOTAL	% OF REC. EXPDT. TO TOTAL EXPDT.	ENROLMENT	COST/STUDENT ON THE BASIS OF REC. EXPDT. (ACTUAL)
1	2	3	4	5	6	7
Andhra Pradesh	0	0	0	0.00		0
Arunachal pradesh	0	0	0	0.00		0
Assam	0	0	0	0.00		0
Bihar	0	0	0	0.00		0
Goa	0	0	0	0.00		0
Gujarat	173064	16059	189122	91.51	33397	5182
Haryana	71778	6912	78691	91.22	10786	6655
Himachal Pradesh	0	0	0	0.00		0
Jammu & Kashmir	0	0	0	0.00		0
karnataka	0	0	0	0.00		0
Kerala	60021	3553	63573	94.41	25295	2373
Madhya Pradesh	0	0	0	0.00		0
Maharastra	0	0	0	0.00		0
Manipur	0	0	0	0.00		0
Meghalaya	0	0	0	0.00		0
Mizoram	0	0	0	0.00		0
Nagaland	0	0	0	0.00		0
Orissa	45592	9129	54720	83.32	48194	946
Punjab	0	0	0	0.00		0
Rajasthan	0	0	0	0.00		0
sikkim	3960	363	4323	91.59	1365	2901
Tamil Nadu	0	0	0	0.00		0
Tripura	0	0	0	0.00		0
Utter Pradesh	0	0	0	0.00		0
West Bengal	0	0	0	0.00		0
A & N Islands	0	0	0	0.00		0
Chandigarh	0	0	0	0.00		0
D & N Haveli	0	0	0	0.00		0
Daman & Diu	0	0	0	0.00		0
Delhi	0	0	0	0.00		0
Lakshadweep	0	0	0	0.00		0
Pondicherry	2196	84	2280	96.32	261	8414
INDIA	356610	36100	392710	90.81	119298	2989

TABLE VII - TOTAL EXPENDITURE (REC. & NON-REC.) BY TYPE OF INSTITUTIONS

C-Higher Secondary schools(10+2 pattern)

(iii)Higher Secondary Schools with Vocational and Academic stream

(Rupee in Thousands)

State/union Territory	TOTAL REC EXPENDITURE	TOTAL NON-REC EXPENDITURE	GRAND TOTAL	% OF REC. EXPDT. TO TOTAL EXPDT.	ENROLMENT	COST/STUDENT ON THE BASIS OF REC. EXPDT. (ACTUAL)
1	2	3	4	5	6	7
Andhra Pradesh	0	0	0	0.00		0
Arunachal pradesh	0	0	0	0.00		0
Assam	0	0	0	0.00		0
Bihar	0	0	0	0.00		0
Goa	86964	741	87705	99.16	15237	5707
Gujarat	330131	23391	353522	93.38	57601	5731
Haryana	0	0	0	0.00		0
Himachal Pradesh	79930	194	80124	99.76	26481	3018
Jammu & Kashmir	0	0	0	0.00		0
karnataka	0	0	0	0.00		0
Kerala	0	0	0	0.00		0
Madhya Pradesh	0	0	0	0.00		0
Maharastra	0	0	0	0.00		0
Manipur	0	0	0	0.00		0
Meghalaya	0	0	0	0.00		0
Mizoram	0	0	0	0.00		0
Nagaland	0	0	0	0.00		0
Orissa	0	0	0	0.00		0
Punjab	870481	4031	874512	99.54	209236	4160
Rajasthan	417088	6904	423992	98.37	188178	2216
sikkim	0	0	0	0.00		0
Tamil Nadu	4235979	61268	4297247	98.57	3163723	1339
Tripura	0	0	0	0.00		0
Utter Pradesh	0	0	0	0.00		0
West Bengal	0	0	0	0.00		0
A & N Islands	5091	3903	8994	56.60	1870	2722
Chandigarh	0	0	0	0.00		0
D & N Haveli	0	0	0	0.00		0
Daman & Diu	0	0	0	0.00		0
Delhi	0	0	0	0.00		0
Lakshadweep	0	0	0	0.00		0
Pondicherry	62469	6072	68541	91.14	18766	3329
INDIA	6088132	106504	6194636	98.28	3681092	1654

TABLE VII - TOTAL EXPENDITURE (REC. & NON-REC.) BY TYPE OF INSTITUTIONS

Total C-(I to III) (10+2 pattern)

(Rupee in Thousands)

State/union Territory	TOTAL REC EXPENDITURE	TOTAL NON-REC EXPENDITURE	GRAND TOTAL	% OF REC. EXPDT. TO TOTAL EXPDT.	ENROLMENT	COST/STUDENT ON THE BASIS OF REC. EXPDT. (ACTUAL)
1	2	3	4	5	6	7
Andhra Pradesh	395039	13587	408626	96.67	99848	3956
Arunachal Pradesh	120446	10091	130537	92.27	39150	3077
Assam	975719	13830	989548	98.60	434968	2243
Bihar	243256	1628	244884	99.34	241339	1008
Goa	129596	2628	132225	98.01	26135	4959
Gujarat	3929908	176891	4106799	95.69	1224975	3208
Haryana	1692163	73460	1765623	95.84	710797	2381
Himachal Pradesh	842134	12185	854319	98.57	249823	3371
Jammu & Kashmir	477830	18203	496033	96.33	84409	5661
Karnataka	2341512	15977	2357489	99.32	815495	2871
Kerala	501948	37987	539935	92.96	162748	3084
Madhya Pradesh	2529709	22374	2552083	99.12	1747218	1448
Maharashtra	6517855	248412	6766266	96.33	3035159	2147
Manipur	113773	14062	127834	89.00	33449	3401
Meghalaya	37684	2800	40484	93.08	10025	3759
Mizoram	9965	2783	12749	78.17	2312	4310
Nagaland	12644	178	12822	98.61	10114	1250
Orissa	104567	20938	125505	83.32	110536	946
Punjab	2517004	52274	2569278	97.97	901914	2791
Rajasthan	2533930	41942	2575872	98.37	1143236	2216
Sikkim	53125	4877	58002	91.59	19678	2700
Tamil Nadu	4235979	61268	4297247	98.57	3163723	1339
Tripura	412169	34231	446400	92.33	165403	2492
Uttar Pradesh	6183070	144772	6327841	97.71	4401079	1405
West Bengal	1079022	22000	1101022	98.00	1375313	785
A & N Islands	93932	72023	165955	56.60	34504	2722
Chandigarh	139072	0	139072	100.00	66870	2080
D & N Haveli	10441	5588	16029	65.14	4461	2341
Daman & Diu	3525	0	3525	100.00	1202	2933
Delhi	5244687	325495	5570183	94.16	1166074	4496
Lakshadweep	13048	3492	16540	78.89	1447	901
Pondicherry	132433	12811	145244	91.18	59565	222
INDIA	43627185	1468786	45095971	96.74	21542969	207

TABLE VII - TOTAL EXPENDITURE (REC. & NON-REC.) BY TYPE OF INSTITUTIONS
D - High/post Basic Schools

(Rupee in Thousands)

State/union Territory	TOTAL REC EXPENDITURE	TOTAL NON-REC EXPENDITURE	GRAND TOTAL	% OF REC. EXPDT. TO TOTAL EXPDT.	ENROLMENT	COST/STUDENT ON THE BASIS OF REC. EXPDT. (ACTUAL)
1	2	3	4	5	6	7
Andhra Pradesh	6278582	41234	6319816	99.35	3505246	1791
Arunachal Pradesh	111745	16951	128696	86.83	34512	3238
Assam	1174348	29994	1204342	97.51	987118	1190
Bihar	3441201	17933	3459135	99.48	1741086	1976
Goa	520461	7923	528384	98.50	171836	3029
Gujarat	2438047	115528	2553575	95.48	698686	3489
Haryana	2199232	56139	2255371	97.51	1316378	1671
Himachal Pradesh	858498	19175	877673	97.82	313742	2736
Jammu & Kashmir	850881	33004	883885	96.27	196074	4340
Karnataka	4732648	32293	4764941	99.32	1648273	2871
Kerala	5065761	97930	5163691	98.10	2715513	1865
Madhya Pradesh	1173231	3961	1177192	99.66	789414	1486
Maharashtra	9904618	331638	10236256	96.76	4337446	2284
Manipur	332881	25056	357936	93.00	173496	1919
Meghalaya	219054	21850	240904	90.93	84319	2598
Mizoram	145828	40731	186559	78.17	33833	4310
Nagaland	152498	2145	154643	98.61	121986	1250
Orissa	2035598	645310	2680908	75.93	866000	2351
Punjab	2174052	43088	2217140	98.06	827739	2626
Rajasthan	1903807	22049	1925856	98.86	1141288	1668
Sikkim	89442	8210	97652	91.59	30832	2901
Tamil Nadu	3172604	23799	3196403	99.26	2067838	1534
Tripura	377761	25672	403433	93.64	187149	2019
Uttar Pradesh	1727535	32397	1759933	98.16	1043101	1656
West Bengal	7507456	57100	7564556	99.25	3182553	2359
A & N Islands	44532	15704	60236	73.93	18883	2358
Chandigarh	103904	0	103904	100.00	49497	2099
D & N Haveli	2988	6292	9280	32.20	1181	2530
Daman & Diu	20106	116	20222	99.43	3220	6244
Delhi	682680	1681	684361	99.75	257992	2646
Lakshadweep	25472	8301	33773	75.42	4919	5178
Pondicherry	119345	11371	130716	91.30	60108	1986
INDIA	59586794	1794576	61381369	97.08	28611258	2083

TABLE VII - TOTAL EXPENDITURE (REC. & NON-REC.) BY TYPE OF INSTITUTIONS
E - Middle/senior Basic Schools

(Rupee in Thousands)

State/union Territory	TOTAL REC EXPENDITURE	TOTAL NON-REC EXPENDITURE	GRAND TOTAL	% OF REC. EXPD. TO TOTAL EXPD.	ENROLMENT	COST/STUDENT ON THE BASIS OF REC. EXPD. (ACTUAL)
1	2	3	4	5	6	7
Andhra Pradesh	3005494	21874	3027367	99.28	2130398	1411
Arunachal pradesh	157500	63148	220648	71.38	61981	2541
Assam	2320961	118163	2439124	95.16	976386	2377
Bihar	6408917	24371	6433288	99.62	4992762	1284
Goa	15651	0	15651	100.00	12105	1293
Gujarat	7802873	120646	7923519	98.48	5788376	1348
Haryana	490728	2706	493433	99.45	504549	973
Himachal Pradesh	391958	1556	393513	99.60	108055	3627
Jammu & Kashmir	822971	48885	871856	94.39	372908	2207
karnataka	6380112	427463	6807575	93.72	5849788	1091
Kerala	2625879	36177	2662056	98.64	1478511	1776
Madhya Pradesh	2845336	10001	2855337	99.65	3449973	825
Maharashtra	10432472	99690	10532161	99.05	6730792	1550
Manipur	366051	36203	402253	91.00	113251	3232
Meghalaya	129418	10808	140226	92.29	74259	1743
Mizoram	292859	10135	302994	96.66	48676	6016
Nagaland	191000	35594	226594	84.29	84058	2272
Orissa	122386	1193757	1316143	9.30	1160000	106
Punjab	684064	4357	688421	99.37	221119	3094
Rajasthan	1642246	37018	1679264	97.80	3410691	481
sikkim	95435	8653	104088	91.69	31446	3035
Tamil Nadu	2982782	0	2982782	100.00	2571890	1160
Tripura	271149	22348	293497	92.39	114014	2378
Utter Pradesh	3367470	64873	3432343	98.11	3035084	1110
West Bengal	991836	0	991836	100.00	729746	1359
A & N Islands	67438	24125	91563	73.65	13366	5045
Chandigarh	12325	0	12325	100.00	13461	916
D & N Haveli	26104	18225	44329	58.89	16941	1541
Daman & Diu	10147	0	10147	100.00	6834	1485
Delhi	1890485	51982	1942467	97.32	211148	8953
Lakshadweep	12098	3117	15215	79.51	5866	2062
Pondicherry	103151	10487	113638	90.77	44497	2318
INDIA	56959295	2506359	59465654	95.79	44362931	1284

TABLE VII - TOTAL EXPENDITURE (REC. & NON-REC.) BY TYPE OF INSTITUTIONS
F - Primary/Junior Basic Schools

(Rupee in Thousands)

State/union Territory	TOTAL REC EXPENDITURE	TOTAL NON-REC EXPENDITURE	GRAND TOTAL	% OF REC. EXPDT. TO TOTAL EXPDT.	ENROLMENT	COST/STUDENT ON THE BASIS OF REC. EXPDT. (ACTUAL)
1	2	3	4	5	6	7
Andhra Pradesh	6011790	69849	6081640	98.85	5635379	1067
Arunachal pradesh	203554	54978	258532	78.73	100011	2035
Assam	3106951	255341	3362292	92.41	3124712	994
Bihar	5545746	37918	5583665	99.32	7194815	771
Goa	189248	0	189248	100.00	56841	3329
Gujarat	2673202	119209	2792411	95.73	1552704	1722
Haryana	1502639	5457	1508095	99.64	854160	1759
Himachal Pradesh	1212368	11125	1223493	99.09	663992	1826
Jammu & Kashmir	909601	86866	996467	91.28	933492	974
karnataka	1227768	179078	1406846	87.27	2089108	588
Kerala	2410203	42672	2452875	98.26	1378471	1748
Madhya Pradesh	7308023	14322	7322345	99.80	8997621	812
Maharashtra	7870110	75204	7945315	99.05	5240898	1502
Manipur	300760	12858	313619	95.90	165339	1819
Meghalaya	406570	19216	425786	95.49	383258	1061
Mizoram	338553	29011	367564	92.11	106167	3189
Nagaland	371000	50942	421942	87.93	133248	2784
Orissa	338109	3769735	4107844	8.23	3945000	86
Punjab	3039834	9523	3049356	99.69	1850287	1643
Rajasthan	5267294	95488	5362781	98.22	4002203	1316
sikkim	225881	7643	233524	96.73	35075	6440
Tamil Nadu	5405224	0	5405224	100.00	4586274	1179
Tripura	379526	44683	424209	89.47	216558	1753
Utter Pradesh	11274430	198319	11472749	98.27	13049885	864
West Bengal	6753674	0	6753674	100.00	8055486	838
A & N Islands	151008	35725	186733	80.87	15047	10036
Chandigarh	8955	0	8955	100.00	14892	601
D & N Haveli	13199	9215	22415	58.89	9202	1434
Daman & Diu	21575	0	21575	100.00	14531	1485
Delhi	1655966	241436	1897402	87.28	1166418	1420
Lakshadweep	30475	0	30475	100.00	3127	9746
Pondicherry	107216	11504	118720	90.31	43547	2462
INDIA	76260454	5487319	81747772	93.29	75617748	1008

TABLE VII - TOTAL EXPENDITURE (REC. & NON-REC.) BY TYPE OF INSTITUTIONS
G - Pre-primary/pre-Basic Schools

(Rupees in Thousands)

State/union Territory	TOTAL REC EXPENDITURE	TOTAL NON-REC EXPENDITURE	GRAND TOTAL	% OF REC. EXPD. TO TOTAL EXPD.	ENROLMENT	COST/STUDENT ON THE BASIS OF REC. EXPD. (ACTUAL)
1	2	3	4	5	6	7
Andhra Pradesh	1543	2	1545	99.88	1048	1473
Arunachal pradesh	9707	70	9777	99.28	8966	1083
Assam	7697	260	7957	96.73	10864	708
Bihar	134	0	134	100.00	85	1576
Goa	0	0	0	0.00		0
Gujarat	119437	3872	123308	96.86	165335	722
Haryana	2273	0	2273	100.00	1531	1485
Himachal Pradesh	1816	4	1820	99.81	478	3800
Jammu & Kashmir	0	0	0	0.00		0
karnataka	160205	0	160205	100.00	206148	777
Kerala	44801	0	44801	100.00	21450	2089
Madhya Pradesh	8978	0	8978	100.00	127095	71
Maharashtra	1292928	12355	1305283	99.05	860992	1502
Manipur	305	0	305	100.00	43	7089
Meghalaya	700	0	700	100.00		0
Mizoram	0	0	0	0.00		0
Nagaland	0	0	0	0.00		0
Orissa	0	0	0	0.00		0
Punjab	486	0	486	100.00	91	5338
Rajasthan	11774	0	11774	100.00	6649	1771
sikkim	22340	0	22340	100.00	19946	1120
Tamil Nadu	9	0	9	100.00	427	20
Tripura	98420	4876	103296	95.28	179140	549
Utter Pradesh	6110	52	6162	99.15	13973	437
West Bengal	0	0	0	0.00		0
A & N Islands	1700	0	1700	100.00	3323	512
Chandigarh	0	0	0	0.00		0
D & N Haveli	0	0	0	0.00		0
Daman & Diu	1868	0	1868	100.00	1258	1485
Delhi	35282	0	35282	100.00	35370	998
Lakshadweep	3072	0	3072	100.00	1220	2518
Pondicherry	5118	315	5433	94.20	15107	339
INDIA	1836701	21805	1858506	98.83	1680539	1093

TABLE VII - TOTAL EXPENDITURE (REC. & NON-REC.) BY TYPE OF INSTITUTIONS

Total of Elementary Education(E,F,G)

(Rupee in Thousands)

State/union Territory	TOTAL REC EXPENDITURE	TOTAL NON-REC EXPENDITURE	GRAND TOTAL	% OF REC. EXPD. TO TOTAL EXPD.	ENROLMENT	COST/STUDENT ON THE BASIS OF REC. EXPD. (ACTUAL)
1	2	3	4	5	6	7
Andhra Pradesh	9018827	91725	9110552	98.99	7766825	1161
Arunachal pradesh	370761	118196	488957	75.83	170958	2169
Assam	5435608	373764	5809372	93.57	4111962	1322
Bihar	11954798	62289	12017087	99.48	12187662	981
Goa	204900	0	204900	100.00	68946	2972
Gujarat	10595512	243727	10839239	97.75	7506415	1412
Haryana	1995640	8162	2003802	99.59	1360240	1467
Himachal Pradesh	1606142	12685	1618826	99.22	772525	2079
Jammu & Kashmir	1732572	135751	1868323	92.73	1306400	1326
karnataka	7768085	606541	8374626	92.76	8145044	954
Kerala	5080882	78849	5159731	98.47	2878432	1765
Madhya Pradesh	10162337	24323	10186660	99.76	12574689	808
Maharastra	19595510	187249	19782759	99.05	12832682	1527
Manipur	667116	49061	716177	93.15	278633	2394
Meghalaya	536689	30023	566712	94.70	457517	1173
Mizoram	631412	39146	670558	94.16	154843	4078
Nagaland	562000	86536	648536	86.66	217306	2586
Orissa	460495	4963492	5423987	8.49	5105000	90
Punjab	3724383	13880	3738263	99.63	2071497	1798
Rajasthan	6921313	132506	7053819	98.12	7419543	933
sikkim	343656	16296	359952	95.47	86467	3974
Tamil Nadu	8388015	0	8388015	100.00	7158591	1172
Tripura	749095	71907	821002	91.24	509712	1470
Utter Pradesh	14648010	263244	14911254	98.23	16098942	910
West Bengal	7745510	0	7745510	100.00	8785232	882
A & N Islands	220146	59850	279996	78.62	31736	6937
Chandigarh	21280	0	21280	100.00	28353	751
D & N Haveli	39304	27440	66744	58.89	26143	1503
Daman & Diu	33590	0	33590	100.00	22623	1485
Delhi	3581733	293418	3875151	92.43	1412936	2535
Lakshadweep	45645	3117	48762	93.61	10213	4469
Pondicherry	215485	22306	237791	90.62	103151	2089
INDIA	135056449	8015483	143071932	94.40	121661218	1110

TABLE VII - TOTAL EXPENDITURE (REC. & NON-REC.) BY TYPE OF INSTITUTIONS

H- Institutions Imparting Instructions in Diploma/certificate Courses of School Level(Below Matric Level)
(a)Agriculture & Forestry

(Rupee in Thousands)

State/union Territory	TOTAL REC EXPENDITURE	TOTAL NON-REC EXPENDITURE	GRAND TOTAL	% OF REC. EXPD. TO TOTAL EXPD.
1	2	3	4	5
Andhra Pradesh	0	0	0	0.00
Arunachal pradesh	0	0	0	0.00
Assam	0	0	0	0.00
Bihar	0	0	0	0.00
Goa	0	0	0	0.00
Gujarat	0	0	0	0.00
Haryana	0	0	0	0.00
Himachal Pradesh	0	0	0	0.00
Jammu & Kashmir	0	0	0	0.00
karnataka	0	0	0	0.00
Kerala	0	0	0	0.00
Madhya Pradesh	0	0	0	0.00
Maharastra	38661	1487	40148	96.30
Manipur	0	0	0	0.00
Meghalaya	0	0	0	0.00
Mizoram	0	0	0	0.00
Nagaland	0	0	0	0.00
Orissa	0	0	0	0.00
Punjab	0	0	0	0.00
Rajasthan	991	0	991	100.00
sikkim	0	0	0	0.00
Tamil Nadu	0	0	0	0.00
Tripura	0	0	0	0.00
Utter Pradesh	0	0	0	0.00
West Bengal	0	0	0	0.00
A & N Islands	0	0	0	0.00
Chandigarh	0	0	0	0.00
D & N Haveli	0	0	0	0.00
Daman & Diu	0	0	0	0.00
Delhi	0	0	0	0.00
Lakshadweep	0	0	0	0.00
Pondicherry	0	0	0	0.00
INDIA	39651.3	1487.2	41138.5	96.38

TABLE VII - TOTAL EXPENDITURE (REC. & NON-REC.) BY TYPE OF INSTITUTIONS

H- Institutions Imparting Instructions In Diploma/certificate

Courses of School Level(Below Matric Level)

(b)Medicine(Nursing & Midwifery)

(Rupee in Thousands)

State/union Territory	TOTAL REC EXPENDITURE	TOTAL NON-REC EXPENDITURE	GRAND TOTAL	% OF REC. EXPD. TO TOTAL EXPD.
1	2	3	4	5
Andhra Pradesh	0	0	0	0.00
Arunachal pradesh	0	0	0	0.00
Assam	1557	0	1557	100.00
Bihar	0	0	0	0.00
Goa	0	0	0	0.00
Gujarat	0	0	0	0.00
Haryana	0	0	0	0.00
Himachal Pradesh	0	0	0	0.00
Jammu & Kashmir	0	0	0	0.00
karnataka	0	0	0	0.00
Kerala	0	0	0	0.00
Madhya Pradesh	8340	9596	17935	46.50
Maharastra	72896	1658	74554 09	97.78
Manipur	0	0	0	0.00
Meghalaya	0	0	0	0.00
Mizoram	0	0	0	0.00
Nagaland	0	0	0	0.00
Orissa	0	0	0	0.00
Punjab	0	0	0	0.00
Rajasthan	0	0	0	0.00
sikkim	0	0	0	0.00
Tamil Nadu	0	0	0	0.00
Tripura	0	0	0	0.00
Utter Pradesh	0	0	0	0.00
West Bengal	0	0	0	0.00
A & N Islands	0	0	0	0.00
Chandigarh	0	0	0	0.00
D & N Haveli	0	0	0	0.00
Daman & Diu	0	0	0	0.00
Delhi	0	0	0	0.00
Lakshadweep	0	0	0	0.00
Pondicherry	0	0	0	0.00
INDIA	82793	11253	94046	88.03

TABLE VII - TOTAL EXPENDITURE (REC. & NON-REC.) BY TYPE OF INSTITUTIONS

H- Institutions Imparting Instructions in Diploma/certificate

Courses of School Level(Below Matric Level)

(c)Teacher Training

(Rupee in Thousands)

State/union Territory	TOTAL REC EXPENDITURE	TOTAL NON-REC EXPENDITURE	GRAND TOTAL	% OF REC. EXPD. TO TOTAL EXPD.
1	2	3	4	5
Andhra Pradesh	0	0	0	0.00
Arunachal pradesh	0	0	0	0.00
Assam	0	0	0	0.00
Bihar	0	0	0	0.00
Goa	0	0	0	0.00
Gujarat	98062	6828	104890	93.49
Haryana	0	0	0	0.00
Himachal Pradesh	16688	934	17623	94.70
Jammu & Kashmir	0	0	0	0.00
karnataka	73694	2658	76352	96.52
Kerala	0	0	0	0.00
Madhya Pradesh	87522	0	87522	100.00
Maharastra	99560	7057	106616	93.38
Manipur	0	0	0	0.00
Meghalaya	12873	370	13243	97.20
Mizoram	14441	0	14441	100.00
Nagaland	4262	0	4262	100.00
Orissa	0	0	0	0.00
Punjab	30741	5001	35742	86.01
Rajasthan	0	0	0	0.00
sikkim	4720	7657	12377	38.14
Tamil Nadu	307	0	307	100.00
Tripura	1277	0	1277	100.00
Utter Pradesh	131334	1698	133032	98.72
West Bengal	70930	0	70930	100.00
A & N Islands	0	0	0	0.00
Chandigarh	0	0	0	0.00
D & N Haveli	0	0	0	0.00
Daman & Diu	0	0	0	0.00
Delhi	0	0	0	0.00
Lakshadweep	0	0	0	0.00
Pondicherry	0	0	0	0.00
INDIA	646410	32203	678613	95.25

TABLE VII - TOTAL EXPENDITURE (REC. & NON-REC.) BY TYPE OF INSTITUTIONS

H- Institutions imparting instructions in Diploma/certificate

Courses of School Level(Below Matric Level)

(d)Industrial/Arts & Crafts

(Rupee in Thousands)

State/union Territory	TOTAL REC EXPENDITURE	TOTAL NON-REC EXPENDITURE	GRAND TOTAL	% OF REC. EXPD. TO TOTAL EXPD.
1	2	3	4	5
Andhra Pradesh	0	0	0	0.00
Arunachal pradesh	0	0	0	0.00
Assam	5126	734	5860	87.48
Bihar	5421	32	5452	99.42
Goa	0	0	0	0.00
Gujarat	0	0	0	0.00
Haryana	0	0	0	0.00
Himachal Pradesh	31094	1378	32473	95.76
Jammu & Kashmir	561	0	561	100.00
karnataka	0	0	0	0.00
Kerala	127036	8292	135327	93.87
Madhya Pradesh	20497	0	20497	100.00
Maharastra	0	0	0	0.00
Manipur	4790	79	4869	98.38
Meghalaya	0	0	0	0.00
Mizoram	0	0	0	0.00
Nagaland	0	0	0	0.00
Orissa	0	0	0	0.00
Punjab	17902	458	18360	97.51
Rajasthan	0	0	0	0.00
sikkim	0	0	0	0.00
Tamil Nadu	26290	6522	32812	80.12
Tripura	0	0	0	0.00
Utter Pradesh	11021	605	11626	94.80
West Bengal	0	0	0	0.00
A & N Islands	0	0	0	0.00
Chandigarh	0	0	0	0.00
D & N Haveli	0	0	0	0.00
Daman & Diu	4817	700	5517	87.31
Delhi	0	0	0	0.00
Lakshadweep	0	0	0	0.00
Pondicherry	117	0	117	100.00
INDIA	254673	18799	273472	93.13

TABLE VII - TOTAL EXPENDITURE (REC. & NON-REC.) BY TYPE OF INSTITUTIONS

H- Institutions Imparting Instructions in Diploma/certificate

Courses of School Level(Below Matric Level)

(e)Music & Fine Arts

(Rupee in Thousands)

State/union Territory	TOTAL REC EXPENDITURE	TOTAL NON-REC EXPENDITURE	GRAND TOTAL	% OF REC. EXPDT. TO TOTAL EXPDT.
1	2	3	4	5
Andhra Pradesh	0	0	0	0.00
Arunachal pradesh	0	0	0	0.00
Assam	1012	53	1065	95.04
Bihar	0	0	0	0.00
Goa	2346	15	2361	99.37
Gujarat	2667	24	2691	99.12
Haryana	0	0	0	0.00
Himachal Pradesh	0	0	0	0.00
Jammu & Kashmir	0	0	0	0.00
karnataka	0	0	0	0.00
Kerala	7988	1827	9816	81.38
Madhya Pradesh	1705	0	1705	100.00
Maharastra	6330	5	6335	99.93
Manipur	0	0	0	0.00
Meghalaya	0	0	0	0.00
Mizoram	0	0	0	0.00
Nagaland	0	0	0	0.00
Orissa	0	0	0	0.00
Punjab	0	0	0	0.00
Rajasthan	4278	16	4294	99.62
sikkim	0	0	0	0.00
Tamil Nadu	4469	175	4644	96.23
Tripura	0	0	0	0.00
Utter Pradesh	804	17	821	97.95
West Bengal	0	0	0	0.00
A & N Islands	0	0	0	0.00
Chandigarh	0	0	0	0.00
D & N Haveli	0	0	0	0.00
Daman & Diu	0	0	0	0.00
Delhi	0	0	0	0.00
Lakshadweep	0	0	0	0.00
Pondicherry	0	0	0	0.00
INDIA	31599	2132	33731	93.68

TABLE VII - TOTAL EXPENDITURE (REC. & NON-REC.) BY TYPE OF INSTITUTIONS

H- Institutions Imparting Instructions in Diploma/certificate

Courses of School Level(Below Matric Level)

(f) For the Handicapped

(Rupee in Thousands)

State/union Territory	TOTAL REC EXPENDITURE	TOTAL NON-REC EXPENDITURE	GRAND TOTAL	% OF REC. EXPDT. TO TOTAL EXPDT.
1	2	3	4	5
Andhra Pradesh	36976	1111	38087	97.08
Arunachal pradesh	0	0	0	0.00
Assam	6065	313	6378	95.09
Bihar	45386	2	45388	100.00
Goa	0	0	0	0.00
Gujarat	92574	1624	94198	98.28
Haryana	0	0	0	0.00
Himachal Pradesh	3135	21	3156	99.33
Jammu & Kashmir	0	0	0	0.00
karnataka	0	0	0	0.00
Kerala	34632	963	35595	97.29
Madhya Pradesh	3116	30	3147	99.03
Maharastra	0	0	0	0.00
Manipur	2455	235	2690	91.25
Meghalaya	0	0	0	0.00
Mizoram	0	0	0	0.00
Nagaland	0	0	0	0.00
Orissa	0	0	0	0.00
Punjab	4835	383	5218	92.66
Rajasthan	6669	46	6714	99.32
sikkim	0	0	0	0.00
Tamil Nadu	4558	0	4558	100.00
Tripura	3791	0	3791	100.00
Utter Pradesh	6095	22	6117	99.65
West Bengal	0	0	0	0.00
A & N Islands	0	0	0	0.00
Chandigarh	0	0	0	0.00
D & N Haveli	0	0	0	0.00
Daman & Diu	0	0	0	0.00
Delhi	0	0	0	0.00
Lakshadweep	0	0	0	0.00
Pondicherry	2199	0	2199	100.00
INDIA	252486	4750	257236	98.15

TABLE VII - TOTAL EXPENDITURE (REC. & NON-REC.) BY TYPE OF INSTITUTIONS

H- Institutions Imparting Instructions in Diploma/certificate

Courses of School Level(Below Matric Level)

(g) Reformatory / Certified

(Rupee in Thousands)

State/union Territory	TOTAL REC EXPENDITURE	TOTAL NON-REC EXPENDITURE	GRAND TOTAL	% OF REC. EXPD. TO TOTAL EXPD.
1	2	3	4	5
Andhra Pradesh	13077	0	13077	100.00
Arunachal Pradesh	0	0	0	0.00
Assam	266	0	266	100.00
Bihar	953	0	953	100.00
Goa	0	0	0	0.00
Gujarat	8681	0	8681	100.00
Haryana	0	0	0	0.00
Himachal Pradesh	0	0	0	0.00
Jammu & Kashmir	0	0	0	0.00
Karnataka	0	0	0	0.00
Kerala	5052	0	5052	100.00
Madhya Pradesh	3387	0	3387	100.00
Maharashtra	0	0	0	0.00
Manipur	0	0	0	0.00
Meghalaya	0	0	0	0.00
Mizoram	0	0	0	0.00
Nagaland	0	0	0	0.00
Orissa	0	0	0	0.00
Punjab	737	0	737	100.00
Rajasthan	0	0	0	0.00
Sikkim	0	0	0	0.00
Tamil Nadu	321566	46085	367651	87.47
Tripura	0	0	0	0.00
Uttar Pradesh	0	0	0	0.00
West Bengal	0	0	0	0.00
A & N Islands	0	0	0	0.00
Chandigarh	0	0	0	0.00
D & N Haveli	0	0	0	0.00
Daman & Diu	0	0	0	0.00
Delhi	0	0	0	0.00
Lakshadweep	0	0	0	0.00
Pondicherry	0	0	0	0.00
INDIA	353718	46085	399804	88.47

TABLE VII - TOTAL EXPENDITURE (REC. & NON-REC.) BY TYPE OF INSTITUTIONS

H- Institutions Imparting Instructions in Diploma/certificate

Courses of School Level(Below Matric Level)

(h) Oriental Studies

(Rupee in Thousands)

State/union Territory	TOTAL REC EXPENDITURE	TOTAL NON-REC EXPENDITURE	GRAND TOTAL	% OF REC. EXPD. TO TOTAL EXPD.
1	2	3	4	5
Andhra Pradesh	85693	835	86528	99.03
Arunachal pradesh	0	0	0	0.00
Assam	19762	2244	22006	89.80
Bihar	93958	422	94380	99.55
Goa	0	0	0	0.00
Gujarat	8843	404	9247	95.63
Haryana	0	0	0	0.00
Himachal Pradesh	502	0	502	100.00
Jammu & Kashmir	0	0	0	0.00
karnataka	30737	4116	34853	88.19
Kerala	0	0	0	0.00
Madhya Pradesh	7423	4	7427	99.95
Maharastra	3645	1	3645	99.98
Manipur	94	0	94	100.00
Meghalaya	0	0	0	0.00
Mizoram	0	0	0	0.00
Nagaland	0	0	0	0.00
Orissa	0	0	0	0.00
Punjab	0	0	0	0.00
Rajasthan	0	0	0	0.00
sikkim	0	0	0	0.00
Tamil Nadu	13960	0	13960	100.00
Tripura	3017	0	3017	100.00
Utter Pradesh	44130	3912	48041	91.86
West Bengal	58396	0	58396	100.00
A & N Islands	0	0	0	0.00
Chandigarh	0	0	0	0.00
D & N Haveli	0	0	0	0.00
Daman & Diu	0	0	0	0.00
Delhi	0	0	0	0.00
Lakshadweep	0	0	0	0.00
Pondicherry	0	0	0	0.00
INDIA	370158	11937	382095	96.88

TABLE VII - TOTAL EXPENDITURE (REC. & NON-REC.) BY TYPE OF INSTITUTIONS

H- Institutions Imparting Instructions in Diploma/certificate

Courses of School Level(Below Matric Level)

(i) Social (Adult) Education

(Rupee in Thousands)

State/union Territory	TOTAL REC EXPENDITURE	TOTAL NON-REC EXPENDITURE	GRAND TOTAL	% OF REC. EXPD. TO TOTAL EXPD.
1	2	3	4	5
Andhra Pradesh	0	0	0	0.00
Arunachal pradesh	5525	524	6049	91.34
Assam	0	0	0	0.00
Bihar	0	0	0	0.00
Goa	0	0	0	0.00
Gujarat	0	0	0	0.00
Haryana	0	0	0	0.00
Himachal Pradesh	7296	0	7296	100.00
Jammu & Kashmir	0	0	0	0.00
karnataka	0	0	0	0.00
Kerala	0	0	0	0.00
Madhya Pradesh	0	0	0	0.00
Maharastra	72710	0	72710	100.00
Manipur	0	0	0	0.00
Meghalaya	0	0	0	0.00
Mizoram	10434	0	10434	100.00
Nagaland	12025	0	12025	100.00
Orissa	0	0	0	0.00
Punjab	0	0	0	0.00
Rajasthan	10539	0	10539	100.00
sikkim	2873	0	2873	100.00
Tamil Nadu	70701	0	70701	100.00
Tripura	107183	0	107183	100.00
Utter Pradesh	5878	145597	151475	3.88
West Bengal	0	0	0	0.00
A & N Islands	2062	0	2062	100.00
Chandigarh	0	0	0	0.00
D & N Haveli	0	0	0	0.00
Daman & Diu	200	0	200	100.00
Delhi	0	0	0	0.00
Lakshadweep	767	0	767	100.00
Pondicherry	0	0	0	0.00
INDIA	308193	146121	454314	67.84

TABLE VII - TOTAL EXPENDITURE (REC. & NON-REC.) BY TYPE OF INSTITUTIONS

H- Institutions Imparting Instructions In Diploma/certificate

Courses of School Level(Below Matric Level)

(j) Others

(Rupee In Thousands)

State/union Territory	TOTAL REC EXPENDITURE	TOTAL NON-REC EXPENDITURE	GRAND TOTAL	% OF REC. EXPDPT. TO TOTAL EXPDPT.
1	2	3	4	5
Andhra Pradesh	0	0	0	0.00
Arunachal pradesh	0	0	0	0.00
Assam	5366	1222	6588	81.45
Bihar	324	0	324	100.00
Goa	0	0	0	0.00
Gujarat	0	0	0	0.00
Haryana	0	0	0	0.00
Himachal Pradesh	1933	0	1933	100.00
Jammu & Kashmir	0	0	0	0.00
karnataka	0	0	0	0.00
Kerala	0	0	0	0.00
Madhya Pradesh	28671	0	28671	100.00
Maharastra	2563	0	2563	100.00
Manipur	1078	51	1128	95.52
Meghalaya	0	0	0	0.00
Mizoram	0	0	0	0.00
Nagaland	26603	0	26603	100.00
Orissa	0	0	0	0.00
Punjab	0	0	0	0.00
Rajasthan	0	0	0	0.00
sikkim	6128	128	6256	97.95
Tamil Nadu	0	0	0	0.00
Tripura	0	0	0	0.00
Utter Pradesh	370912	552528	923440	40.17
West Bengal	0	0	0	0.00
A & N Islands	0	0	0	0.00
Chandigarh	0	0	0	0.00
D & N Haveli	0	0	0	0.00
Daman & Diu	0	0	0	0.00
Delhi	0	0	0	0.00
Lakshadweep	0	0	0	0.00
Pondicherry	0	0	0	0.00
INDIA	443578	553928	997506	44.47

TABLE VII - TOTAL EXPENDITURE (REC. & NON-REC.) BY TYPE OF INSTITUTIONS
H- Institutions Imparting instructions in Diploma/certificate
Courses of School Level(Below Matric Level)
Total (a to j)

(Rupee in Thousands)

State/union Territory	TOTAL REC EXPENDITURE	TOTAL NON-REC EXPENDITURE	GRAND TOTAL	% OF REC. EXPD. TO TOTAL EXPD.
1	2	3	4	5
Andhra Pradesh	135746	1946	137692	98.59
Arunachal pradesh	5525	524	6049	91.34
Assam	39154	4565	43719	89.56
Bihar	146040	456	146496	99.69
Goa	2346	15	2361	99.37
Gujarat	210827	8880	219707	95.96
Haryana	0	0	0	0.00
Himachal Pradesh	60648	2334	62983	96.29
Jammu & Kashmir	561	0	561	100.00
karnataka	104431	6774	111205	93.91
Kerala	174708	11082	185790	94.04
Madhya Pradesh	160661	9630	170291	94.35
Maharashtra	296364	10207	306571	96.67
Manipur	8417	365	8781	95.85
Meghalaya	12873	370	13243	97.20
Mizoram	24875	0	24875	100.00
Nagaland	42890	0	42890	100.00
Orissa	0	0	0	0.00
Punjab	54214	5842	60056	90.27
Rajasthan	22476	62	22538	99.73
sikkim	13721	7785	21506	63.80
Tamil Nadu	441851	52782	494633	89.33
Tripura	115268	0	115268	100.00
Utter Pradesh	570174	704378	1274552	44.74
West Bengal	129326	0	129326	100.00
A & N Islands	2062	0	2062	100.00
Chandigarh	0	0	0	0.00
D & N Haveli	0	0	0	0.00
Daman & Diu	5017	700	5717	87.76
Delhi	0	0	0	0.00
Lakshadweep	767	0	767	100.00
Pondicherry	2316	0	2316	100.00
INDIA	2783258	828697	3611955	77.08

TABLE VII - TOTAL EXPENDITURE (REC. & NON-REC.) BY TYPE OF INSTITUTIONS

I. Directorate and Inspectorate

(Rupee in Thousands)

State/union Territory	TOTAL REC EXPENDITURE	TOTAL NON-REC EXPENDITURE	GRAND TOTAL	% OF REC. EXPD. TO TOTAL EXPD.
1	2	3	4	5
Andhra Pradesh	146435	0	146435	100.00
Arunachal pradesh	49318	6402	55719	88.51
Assam	164613	11300	175913	93.58
Bihar	1080308	16854	1097162	98.46
Goa	2995	0	2995	100.00
Gujarat	200588	3964	204552	98.06
Haryana	138399	0	138399	100.00
Himachal Pradesh	108377	0	108377	100.00
Jammu & Kashmir	0	0	0	0.00
karnataka	71838	0	71838	100.00
Kerala	229801	0	229801	100.00
Madhya Pradesh	831001	0	831001	100.00
Maharastra	200157	109045	309202	64.73
Manipur	64428	12272	76701	84.00
Meghalaya	34767	0	34767	100.00
Mizoram	32021	1590	33612	95.27
Nagaland	45158	1500	46658	96.79
Orissa	35462	132771	168233	21.08
Punjab	971583	0	971583	100.00
Rajasthan	381591	526	382117	99.86
sikkim	33292	0	33292	100.00
Tamil Nadu	569845	0	569845	100.00
Tripura	147655	20064	167719	88.04
Utter Pradesh	5092345	2619143	7711489	66.04
West Bengal	198986	0	198986	100.00
A & N Islands	10295	2026	12321	83.56
Chandigarh	0	0	0	0.00
D & N Haveli	4589	720	5309	86.45
Daman & Diu	34094	0	34094	100.00
Delhi	0	0	0	0.00
Lakshadweep	1468	839	2307	63.63
Pondicherry	21915	1282	23197	94.47
INDIA	10903325	2940299	13843623	78.76

TABLE VII - TOTAL EXPENDITURE (REC. & NON-REC.) BY TYPE OF INSTITUTIONS

Grand Total - J(A to I)

(Rupee In Thousands)

State/union Territory	TOTAL REC EXPENDITURE	TOTAL NON-REC EXPENDITURE	GRAND TOTAL	% OF REC. EXPD. TO TOTAL EXPD.
1	2	3	4	5
Andhra Pradesh	18990308	249199	19239508	98.70
Arunachal pradesh	657793	152164	809958	81.21
Assam	7887941	444357	8332298	94.67
Bihar	17758206	119725	17877931	99.33
Goa	868918	10566	879484	98.80
Gujarat	17499461	549136	18048597	96.96
Haryana	6161528	149464	6310990	97.63
Himachal Pradesh	3611317	56341	3667658	98.46
Jammu & Kashmir	3072099	186958	3259056	94.26
karnataka	15136930	661585	15798515	95.81
Kerala	11117882	225848	11343730	98.01
Madhya Pradesh	14856940	60287	14917227	99.60
Maharashtra	37836853	965659	38802512	97.51
Manipur	1200052	103232	1303285	92.08
Meghalaya	855843	57387	913229	93.72
Mizoram	844101	84250	928352	90.92
Nagaland	820929	93459	914388	89.78
Orissa	2757911	5786896	8544807	32.28
Punjab	9507547	115084	9622631	98.80
Rajasthan	11854126	200560	12054686	98.34
sikkim	533236	37168	570404	93.48
Tamil Nadu	16808294	137849	16946143	99.19
Tripura	1810010	151874	1961884	92.26
Utter Pradesh	28481358	3763934	32245292	88.33
West Bengal	16660300	79100	16739400	99.53
A & N Islands	370967	149603	520570	71.26
Chandigarh	264256	0	264256	100.00
D & N Haveli	57322	40039	97362	58.88
Daman & Diu	96332	816	97148	99.16
Delhi	9509100	620595	10129694	93.87
Lakshadweep	86400	15749	102149	84.58
Pondichery	493802	47770	541572	91.18
INDIA	258468059	16316656	273784716	94.41