

FOR REFERENCE ONLY

EDUCATION IN INDIA

FINANCIAL DATA
ON
SCHOOL EDUCATION

1999-2000

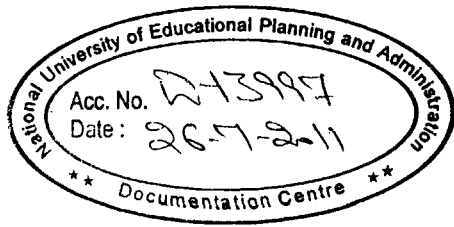


NUEPA DC



D13997

Government of India
Ministry of Human Resource Development
Department of Higher Education
Planning, Monitoring & Statistics Bureau
New Delhi
2011



PROJECT STAFF

STATISTICS UNIT

Shri Chander Kant

Joint Director (P)

Ms. Ruchika Gupta

Dy. Director(P)

Shri Vijendra Singh

Assistant Director

Shri Vijay Bhasker Sharma

Sr. Statistical Officer

Mrs. Pushpa Bisht

DEO

Shri Gobind Kumar

UDC

CONTENTS

	Page No.
1. Concepts & Definitions	I
2. Time Series Tables	
Statement-1 Total Income (Recurring & Non-recurring) of all type of Educational Institutions by Sources during 1950-51 to 1999-2000	II
Statement-2 Percentage distribution of Income (Recurring and Non-Recurring) by sources of all type of Institutions to total Income from 1950-51 to 1999-2000	III
Statement-3 Growth of Recurring Expenditure by type of Institutions - All India - 1950-51 to 1999-2000	IV
Statement-4 Average Annual cost (in Rs.) per student by Type of Institutions - 1950-51 to 1999-2000	V
3. Summary Statements	
Table-1.01 Income by type of Educational Institutions	VI
Table-1.02 Income from Government Funds (Centre and States) by Type of Educational Institutions	VII
Table-1.03 Income by Sources for all Type of Educational Institutions	VIII
Table-1.04 Expenditure by Type of Educational Institutions	IX
Table-1.05 Expenditure on all Educational Institutions by items	X
4. Detailed Tables	
Table-I Useful Computations at a Glance	1
Table-II Item-wise Recurring Income by sources on Educational Institutions by Type	2-25
Table-III Non-Recurring Income by Source and Type of Educational Institutions	26-49
Table-IV Total Income (Recurring & Non Recurring) of Educational Institutions by Type	50-73
Table-V Recurring Expenditure by items & Type of Educational Institutions	74-97
Table-VI Non-Recurring Expenditure on Educational Institutions by items & Type	98-121
Table-VII Total Expenditure (Recurring & Non Recurring) of Educational Institutions by Type	122-145

Concept & Definitions

1. Date of Reference- The Financial data is for the year ending on 31st March 2000.
2. Income and expenditure- relate to financial year i.e. for the period from 1st April, 1999 to 31st March, 2000.
3. Income means- the receipt of the Institutions.
4. Recurring Income- is that which is received every year by the Institutions from different sources.
5. Non-Recurring Income- is that which is other than the recurring income.
6. Expenditure- All payments made by an institution during the financial year constitute its expenditure.
7. Recurring Expenditure- is that part of educational expenditure which is incurred every year for running an educational institution. Broadly, it includes expenditure on salaries of staff, contingencies recurring expenditure on Equipment, maintenance of furniture, scholarships, stipends and other financial concessions, hostel charges (except messing) games and sports, Direction, Inspection etc.
8. Non-Recurring expenditure-is that part of the educational expenditure which is other than the recurring expenditure. Broadly, it covers expenditure on buildings (other than maintenance), equipments, libraries etc.

STATEMENT - 1

**Total Income (Recurring & Non-recurring) of all type of Educational Institutions
by Sources during 1950-51 to 1999-2000**

(Figures in Thousands of Rupees)

Year	Government Funds	Local Body Funds	University Funds	Fees	Endowment and other Sources	Total
1	2	3	4	5	6	7
1950-51	652678	124987	-	233272	132885	1143822
1960-61	2340914	224914	-	590258	287714	3443800
1961-62	2718365	261906	-	656069	327220	3963560
1962-63	3024765	296435	-	737658	358619	4417477
1963-64	3344934	289710	*	823577	382864	4841085
1964-65	3724499	312051	60631	885565	362327	5345073
1965-66	4374519	388733	63190	979356	414439	6220237
1966-67	4955648	384828	63761	1095016	479535	6978788
1967-68	5831116	447554	75517	1171533	587335	8113055
1968-69	6580391	431452	111247	1264863	595735	8983688
1969-70	7638760	375703	123973	1341672	623656	10103764
1970-71	8459499	484925	152162	1432370	653905	11182861
1971-72	9387190	*	*	*	*	9387190
1972-73	10511501	*	*	*	*	10511501
1973-74	12040932	655499	211713	1718341	823039	15449524
1974-75	12817687	*	*	*	*	12817687
1975-76	16523063	*	*	*	*	16523063
1976-77	17438122	1940979	254083	2280273	1189207	23102664
1977-78	20279633	1910772	312761	2417396	1182109	26102671
1978-79	23589380	1777830	409583	2571318	1294120	29642231
1979-80	26220951	1620829	425275	2825775	1368306	32461136
1980-81	30772393	1773291	514312	3090208	1516928	37667132
1981-82	35097051	2192798	698126	3443991	1765085	43197051
1982-83	50111646	2676401	838663	3874061	1996657	59497428
1983-84	46443305	3195042	916285	4273312	2153299	56981243
1984-85	53974960	3644171	2447876	4368611	3050020	67485638
1985-86	61121080	3974593	2877397	4775383	3369528	76117981
1986-87	73319777	4615806	3017624	5556998	3609618	90119823
1987-88	61831029	4882737	8384	2999134	2222331	71943615
1988-89	67663155	5474564	31500	4955019	3318865	81443103
1989-90	78657017	9317471	10975	3342663	2860381	94188507
1990-91	98521164	7113806	12565	3868738	3447360	112963633
1991-92	105462231	7733790	10801	3874345	4178173	121259340
1992-93	132738894	8130690	8762	4756564	4275808	149910718
1993-94	150427109	9832208	24204	6995152	5433897	172712570
1994-95	173772051	12826546	19810	8254951	5829200	200702558
1995-96	211700383	12937075	40841	10928662	9744762	245351723
1996-97	235624721	16716779	163172	13449061	9929088	275882821
1997-98	273196101	15372011	139435	15567286	11570641	315845473
1998-99	299486804	25505079	1058290	9946399	24989583	360986156
1999-2000	358984396	20929798	436876	20434773	23260493	424046336

* Breakup not available.

Note: Figures from 1950-51 to 1986-87 relates to all type of Educational Institutions including University and Higher Education. From 1987-88 onwards the data relates to School Education only

STATEMENT - 2

Percentage distribution of Income (Recurring and Non-Recurring) by sources of all type of Institutions to total Income from 1950-51 to 1999-2000

Year	Government Funds	Local Body Funds	University Funds	Fees	Endowment and other Sources	Total
1	2	3	4	5	6	7
1950-51	57.06	10.93	-	20.39	11.62	100.00
1960-61	67.97	6.53	-	17.14	8.35	100.00
1961-62	68.58	6.61	-	16.55	8.26	100.00
1962-63	68.47	6.71	-	16.70	8.12	100.00
1963-64	69.09	5.98	N.A.	17.01	7.91	100.00
1964-65	69.68	5.84	1.13	16.57	6.78	100.00
1965-66	70.33	6.25	1.02	15.74	6.66	100.00
1966-67	71.01	5.51	0.91	15.69	6.87	100.00
1967-68	71.87	5.52	0.93	14.44	7.24	100.00
1968-69	73.25	4.80	1.24	14.08	6.63	100.00
1969-70	75.60	3.72	1.23	13.28	6.17	100.00
1970-71	75.65	4.34	1.36	12.81	5.85	100.00
1971-72	75.86	N.A.	N.A.	N.A.	N.A.	100.00
1972-73	76.52	N.A.	N.A.	N.A.	N.A.	100.00
1973-74	77.94	4.24	1.37	11.12	5.33	100.00
1974-75	70.92	N.A.	N.A.	N.A.	N.A.	100.00
1975-76	78.51	N.A.	N.A.	N.A.	N.A.	100.00
1976-77	75.48	8.40	1.10	9.87	5.15	100.00
1977-78	77.69	7.32	1.20	9.26	4.53	100.00
1978-79	79.58	6.00	1.38	8.67	4.37	100.00
1979-80	80.78	4.99	1.31	8.71	4.22	100.00
1980-81	81.70	4.71	1.37	8.20	4.03	100.00
1981-82	81.25	5.08	1.62	7.97	4.09	100.00
1982-83	84.22	4.50	1.41	6.51	3.36	100.00
1983-84	81.51	5.61	1.61	7.50	3.78	100.00
1984-85	79.98	5.40	3.63	6.47	4.52	100.00
1985-86	80.30	5.22	3.78	6.27	4.43	100.00
1986-87	81.36	5.12	3.35	6.17	4.01	100.00
1987-88	85.94	6.79	0.01	4.17	3.09	100.00
1988-89	83.08	6.72	0.04	6.08	4.08	100.00
1989-90	83.51	9.89	0.01	3.55	3.04	100.00
1990-91	87.21	6.30	0.01	3.42	3.05	100.00
1991-92	86.97	6.38	0.01	3.20	3.45	100.00
1992-93	88.55	5.42	0.01	3.17	2.85	100.00
1993-94	87.10	5.69	0.01	4.05	3.15	100.00
1994-95	86.58	6.39	0.01	4.11	2.90	100.00
1995-96	86.28	5.27	0.02	4.45	3.97	100.00
1996-97	85.41	6.06	0.06	4.87	3.60	100.00
1997-98	86.50	4.87	0.04	4.93	3.66	100.00
1998-99	82.96	7.06	0.29	2.75	6.94	100.00
1999-2000	84.66	4.94	0.10	4.82	5.49	100.00

N.A. Not Available.

Note: Figures from 1950-51 to 1986-87 relate to all type of Educational Institutions including University and Higher Education. From 1987-88 onwards the data relates to School Education only

STATEMENT - 3

Growth of Total Recurring Expenditure by type
of Institutions - All India - 1950-51 to 1999-2000

(Rupees in thousands)

Year	Primary	Middle	High/ Hr.Secondary/ Intermediate Schools
1	2	3	4
1950-51	364843	76990	230450
1960-61	734461	429220	689117
1961-62	826691	488418	791185
1962-63	928935	55091	915418
1963-64	990189	613327	1055446
1964-65	1087130	718423	1173371
1965-66	1287231	642827	1376926
1966-67	1444559	965787	1613793
1967-68	1705502	1148096	1926187
1968-69	1862679	1329250	2179762
1969-70	2089720	1528669	2436275
1970-71	2345663	1709368	270001
1971-72	2579875	1184691	3005661
1972-73	2898625	2104733	3316478
1973-74	3316858	2441963	3878611
1974-75	3848572	2926359	4369965
1975-76	4463148	3409572	4935622
1976-77	5374525	4069124	6193623
1977-78	59014932	4324089	6951441
1978-79	6549863	4707451	7071846
1979-80	7156249	5287051	8636327
1980-81	8384658	5478173	10121802
1981-82	9716133	6826234	12121665
1982-83	11319083	8030570	13505591
1983-84	12886963	9123632	16457858
1984-85	14561950	10279992	191606290
1985-86	16601096	11794059	21480869
1986-87	20083943	13984499	24691220
1987-88	21288380	15322333	27269484
1988-89	22753143	17377182	29120192
1989-90	26544317	20882956	35256774
1990-91	28653528	21706042	39706520
1991-92	38990580	27431912	50496859
1992-93	43088534	31502958	57007319
1993-94	47991584	35007597	65179518
1994-95	58837567	40986531	76804005
1995-96	69057466	49945778	97080197
1996-97	76260454	56959295	107553856
1997-98	86911276	68344703	124689636
1998-99	102932153	76902282	135127283
1999-2000	106374006	85419064	174355989

STATEMENT - 4
Average Annual cost per student by Type of Institutions.
All India-1950-51 to 1999-2000

Year	Primary	Middle	High/ Hr.Secondary/ IntemEDIATE
1	2	3	4
1950-51	19.5	31.8	73.4
1955-56	23.4	40.4	79.8
1960-61	27.6	40.5	91.8
1965-66	34.6	50.4	111.1
1970-71	57.0	84.9	168.6
1971-72	60.9	90.4	183.1
1972-73	64.0	97.1	195.0
1973-74	72.3	110.6	213.6
1974-75	83.0	127.0	236.0
1975-76	95.5	144.5	257.4
1976-77	112.8	168.3	321.2
1977-78	129.7	171.9	342.6
1978-79	137.8	182.4	376.7
1979-80	145.5	199.0	391.7
1980-81	164.2	200.0	427.6
1981-82	183.4	241.6	481.8
1982-83	203.3	270.1	512.4
1983-84	217.1	285.1	552.2
1984-85	240.8	314.7	614.9
1985-86	262.7	344.3	654.0
1986-87	327.7	400.0	730.3
1987-88	332.6	418.9	780.1
1988-89	352.8	466.5	785.2
1989-90	407.0	550.0	939.3
1990-91	411.4	547.6	948.7
1991-92	536.1	671.9	1145.2
1992-93	611.8	771.4	1304.3
1993-94	739.1	857.7	1416.8
1994-95	797.0	947.9	1629.9
1995-96	922.9	1136.5	1966.0
1996-97	1008.5	1283.9	2095.6
1997-98	1301.9	1651.2	2413.9
1998-99	1393.4	1710.5	2498.0
1999-2000	1467.7	1814.4	3205.4

TABLE 1.01-INCOME BY TYPE OF EDUCATIONAL INSTITUTIONS -1999-2000

Type of Institutions	(Rupees in thousand)			% age of recurring income to Total income	% age of income to the corresponding total income of all type of educational institutions		
	INCOME				Recurring	Non-Recurring	Total
	Recurring	Non-Recurring	Total				
1	2	3	4	8	9	10	11
Board of Intermediate and Secondary Education	4778680	283843	5062523	94.39	1.20	1.06	1.19
Intermediate/Pre Degree	12353620	275256	12628875	97.82	3.11	1.03	2.98
Higher Secondary Schools (10+2)	66085730	1874573	67960303	97.24	16.62	7.03	16.02
High/Post Basic Schools	103463133	5026983	108490116	95.37	26.02	18.85	25.57
Middle/Senior Basic Schools	81448218	3756750	85204968	95.59	20.48	14.09	20.08
Primary/Junior Basic Schools	106947539	9386820	116334359	91.93	26.90	35.21	27.42
Pre primary/Pre Basic Schools	3309546	19565	3329111	99.41	0.83	0.07	0.78
Schools for Vocational Professional, Special and Other education	6020087	1602859	7622946	78.97	1.51	6.01	1.80
Directorate and Inspectorate	13224476	4436440	17660917	74.88	3.33	16.64	4.16
GRAND TOTAL	397631029	26663089	424294118	93.72	100.00	100.00	100.00

TABLE 1.02 - INCOME FROM GOVERNMENT (CENTRAL AND STATES) BY TYPE OF EDUCATIONAL INSTITUTIONS - 1999-2000

(Rupees in thousands)

TYPE OF INSTITUTIONS	RECURRING		NON-RECURRING		TOTAL	
	AMOUNT	%TO TOTAL RECURRING INCOME	AMOUNT	%TO TOTAL NON-RECURRING INCOME	AMOUNT	%TO TOTAL INCOME
1	2	3	4	5	6	7
Board of Intermediate and Secondary Education	1326867	0.39	142036	0.65	1468903	0.41
Intermediate/Pre Degree	11405583	3.38	182789	0.83	11588372	3.23
Higher Secondary Schools (10+2)	53190846	15.78	1028271	4.68	54219118	15.10
High/Post Basic Schools	89243994	26.48	2216326	10.09	91460320	25.48
Middle/Senior Basic Schools	68588677	20.35	3410580	15.53	71999257	20.06
Primary/Junior Basic Schools	94283397	27.98	9075445	41.33	103358842	28.79
Pre primary/Pre Basic Schools	1210085	0.36	15723	0.07	1225808	0.34
Schools for Vocational Professional, Special and Other education	5349596	1.59	1458726	6.64	6808322	1.90
Directorate and inspectorate	12427581	3.69	4427873	20.17	16855454	4.70
GRAND TOTAL	337026627	100.00	21957769	100.00	358984396	100.00

**Table: 1.03 INCOME BY SOURCES OF EDUCATIONAL INSTITUTIONS
1998-99 AND 1999-2000**

(Rupees in thousands)

SOURCE	TOTAL INCOME 1999-2000			TOTAL INCOME 1998-99		
	AMOUNT	% AGE	%AGE TO TOTAL INCOME	AMOUNT	% AGE	%AGE TO TOTAL INCOME
1	2	3	4	5	6	7
RECURRING						
Central/State Government	337026627	84.81	79.48	282201459	83.06	78.18
University Funds	366325	0.09	0.09	34270	0.01	0.01
Local Body Funds	20464808	5.15	4.83	24965628	7.35	6.92
Fees	20434773	5.14	4.82	17111546	5.04	4.74
Endowment and Other Sources	19090713	4.80	4.50	15447852	4.55	4.28
Total (Recurring)	397383247	100.00	93.71	339760755	100.00	94.12
NON-RECURRING						
Central /State Government	21957769	82.35	5.18	17285346	81.44	4.79
University Funds	70551	0.26	0.02	1024020	4.82	0.28
Local Body Funds	464990	1.74	0.11	539451	2.54	0.15
Other Source s	4169780	15.64	0.98	2376584	11.20	0.66
Total (Non-Recurring)	26663089	100.00	6.29	21225401	100.00	5.88
Grand Total(Recurring and Non-Recurring)	424046335		100.00	360986156		100.00

**TABLE 1.04 - EXPENDITURE BY TYPE OF EDUCATIONAL INSTITUTIONS
DURING 1999-2000**

Type of Institutions	(Rupees in thousand)			% age of recurring expenditure to Total Expenditure	% age of expenditure to total corresponding Expenditure on all type of educational institutions		
	EXPENDITURE				Recurring	Non-Recurring	Total
	Recurring	Non-Recurring	Total				
1	2	3	4	5	6	7	8
Board of Intermediate and Secondary Education	3567214	216170	3783384	94.29	0.92	0.87	0.91
Intermediate/Pre Degree	11543603	221784	11765387	98.11	2.96	0.89	2.84
Higher Secondary Schools(10+2)	61737036	2059456	63796492	96.77	15.85	8.30	15.39
High/Post Basic Schools	101075350	2879713	103955063	97.23	25.94	11.60	25.08
Middle/Senior Basic Schools	85419064	3089543	88508607	96.51	21.92	12.45	21.36
Primary/Junior Basic Schools	106374006	9935320	116309326	91.46	27.30	40.03	28.07
Pre primary/Pre Basic Schools	1023956	22354	1046310	97.86	0.26	0.09	0.25
Schools for Vocational Professional, Special and Other education	5136134	1776600	6912734	74.30	1.32	7.16	1.67
Directorate and inspectorate	13723886	4620236	18344122	74.81	3.52	18.61	4.43
GRAND TOTAL	389600250	24821176	414421426	94.01	100.00	100.00	100.00

**TABLE 1.05 - EXPENDITURE ON ALL SCHOOL EDUCATIONAL INSTITUTIONS
BY ITEMS 1998-99 AND 1999-2000**

(Rupees in thousand)

SOURCE	EXPENDITURE 1999-2000			EXPENDITURE 1998-99		
	Amount	% Age to Rec. /N.Rec. Expenditure	%Age to total Expenditure	Amount	% Age to Rec. /N.Rec. Expenditure	%Age to total Expenditure
1	2	3	4	5	6	7
RECURRING						
Salaries and allowances of Teaching and academic staff	311520595	79.96	75.17	262041188	79.46	75.11
Salaries of Non-teaching staff	29989712	7.70	7.24	23557234	7.14	6.75
Hostels	855770	0.22	0.21	569263	0.17	0.16
Libraries	491066	0.13	0.12	357726	0.11	0.10
Stipends, Scholarship and other Financial Concessions	2041573	0.52	0.49	1172014	0.36	0.34
Apparatus, Chemical, Consumable Store	905956	0.23	0.22	614853	0.19	0.18
Other Items	43795578	11.24	10.57	41455935	12.57	11.88
Total (Recurring)	389600250	100.00	94.01	329768213	100.00	94.53
NON-RECURRING						
Libraries	1717106	6.92	0.41	220112	1.15	0.06
Building	2094402	8.44	0.51	1683144	8.82	0.48
Other Items*	21009667	84.64	5.07	17183121	90.03	4.93
Total (Non-Recurring)	24821176	100.00	5.99	19086377	100.00	5.47
Grand Total (Recurring+Non- Recurring)	414421426		100.00	348854590		100.00

* Include Middle, Primary and Pre-Primary Expenditure also.

**TABLE - I - USEFUL COMPUTATIONS AT A GLANCE
FOR THE YEAR 1999-2000**

Total estimated Population (in lakhs) 1999* (1st March)	981
Total Expenditure on education (School) Rs. In lakhs)	4144214
Cost Per Capita (by Population)	4224.48
% age share of Salaries and allowances of Teaching and academic staff to total Expenditure	75.17
Average Cost Per Pupil by Type of Institutions(in Rupees)	
Primary/Junior Basic Schools	1342.0
Middle/Senior Basic Schools	1751.0
High/Higher Secondary/Intermediate	3100.4

*Estimated by the technical group, Planning Commission(SES Sub Table 9)

TABLE II - Recurring Income by Sources and by type of Educational Institutions
A - Boards of Intermediate and/or Secondary Education

(Rupee in Thousands)

State/union Territory	Centre/ State Govt.	UGC/ University	Local Bodies	Tution Fees	Hostel Fees/Other fees	Endowment & others	Total Rec.	% of Rec. from Govt. funds (central+state) to Recurring Income
1	2	3	4	5	6	7	8	9
Andhra Pradesh	201906	0	0	0	0	0	201906	100.00
Arunachal pradesh	0	0	0	0	0	0	0	0.00
Assam	0	0	0	0	118976	256135	375111	0.00
Bihar *	594019	0	0	0	11630	9721	615370	96.53
Goa	400	0	0	0	10563	555	11518	3.47
Gujarat	0	0	0	0	181176	165450	346626	0.00
Haryana	0	0	0	0	198882	46871	245753	0.00
Himachal Pradesh	0	0	0	0	61867		61867	0.00
Jammu & Kashmir	596	0	0	0	0	21986	22582	2.64
Karnataka	31996	0	0	0	106221		138217	23.15
Kerala	122334	0	0	0	2745	739	125817	97.23
Madhya Pradesh *	0	0	356003	0	0	0	356003	0.00
Maharastra	0	0	0	0	0	868027	868027	0.00
Manipur	0	0	0	0	20379	6793	27172	0.00
Meghalaya *	11055	0	0		4464	12730	28249	39.13
Mizoram	0	0	0	0	0	0	0	0.00
Nagaland	8025	0	0	0	0	0	8025	100.00
Orissa	129143		19590	2312		1415	152460	84.71
Punjab	0	0	0	0	286745	245968	532712	0.00
Rajasthan	0	0	0	0	110209	40961	151170	0.00
Sikkim	0	0	0	0	0	0	0	0.00
Tamil Nadu	0	0	0	0	0	0	0	0.00
Tripura	7010	0	0	3877	35	0	10922	64.18
Utter Pradesh	145702	0	0	0	114698	45785	306185	47.59
West Bengal *	74681	0	0	0	117178	1128	192986	38.70
Andaman & N Islands	0	0	0	0	0	0	0	0.00
Chandigarh	0	0	0	0	0	0	0	0.00
D & N Haveli	0	0	0	0	0	0	0	0.00
Daman & Diu	0	0	0	0	0	0	0	0.00
Delhi	0	0	0	0	0	0	0	0.00
Lakshadweep	0	0	0	0	0	0	0	0.00
Puducherry	0	0	0	0	0	0	0	0.00
INDIA	1326867	0	375593	6189	1345768	1724263	4778680	27.77

Estimated data

TABLE II - Recurring Income by Sources and by type of Educational Institutions
B - Intermediate/pre-Degree/jr. colleges

(Rupee in Thousands)

State/union Territory	Centre/ State Govt.	UGC/ University	Local Bodies	Tuition Fees	Hostel Fees/Other fees	Endowment & other	Total Rec.	% of Rec. from Govt. funds(central+state)to Recurring Income
1	2	3	4	5	6	7	8	9
Andhra Pradesh	0	0	0	0	0	0	0	0.00
Arunachal pradesh	0	0	0	0	0	0	0	0.00
Assam *	2390	0	1553	2772	1549	3362	11626	20.56
Bihar	0	0	0	0	0	0	0	0.00
Goa	0	0	0	0	0	0	0	0.00
Gujarat	0	0	0	0	0	0	0	0.00
Haryana	0	0	0	0	0	0	0	0.00
Himachal Pradesh	0	0	0	0	0	0	0	0.00
Jammu & Kashmir	0	0	0	0	0	0	0	0.00
Karnataka	0	0	0	0	0	0	0	0.00
Kerala	0	0	0	0	0	0	0	0.00
Madhya Pradesh	0	0	0	0	0	0	0	0.00
Maharashtra	1666867		10738	69087	50711	36624	1834026	90.89
Manipur	0	0	0	0	0	0	0	0.00
Meghalaya	0	0	0	0	0	0	0	0.00
Mizoram	0	0	0	0	0	0	0	0.00
Nagaland	0	0	0	0	0	0	0	0.00
Orissa	129143		19590	2312		1415	152460	84.71
Punjab	0	0	0	0	0	0	0	0.00
Rajasthan	0	0	0	0	0	0	0	0.00
Sikkim	0	0	0	0	0	0	0	0.00
Tamil Nadu	0	0	0	0	0	0	0	0.00
Tripura	0	0	0	0	0	0	0	0.00
Utter Pradesh	9583792	0	226943	343162	103982	74238	10332116	92.76
West Bengal	0	0	0	0	0	0	0	0.00
A & N Islands	0	0	0	0	0	0	0	0.00
Chandigarh	0	0	0	0	0	0	0	0.00
D & N Haveli	0	0	0	0	0	0	0	0.00
Daman & Diu	0	0	0	0	0	0	0	0.00
Delhi	0	0	0	0	0	0	0	0.00
Lakshadweep	19418	0	0	0	0	0	19418	100.00
Puducherry	3973	0	0	0	0	0	3973	100.00
INDIA	11405583	0	258824	417333	156242	115638	12353620	92.33

* Estimated data

TABLE II - Recurring Income by Sources and by type of Educational Institutions
C - Higher Secondary Schools(10+2 pattern)
(i) Higher Secondary Schools with Academic Streams

(Rupee in Thousands)

State/Union Territory	Centre/ State Govt.	UGC/ University	Local Bodies	Tution Fees	Hostel Fee/Other fees	Endowment & other	Total Rec.	% of Rec. from Govt. funds(central+state)to Recurring Income
1	2	3	4	5	6	7	8	9
Andhra Pradesh	450522	0	0	146599	52342	53683	703146	64.07
Arunachal pradesh*	190089	0	0	0	0	0	190089	100.00
Assam*	1248568	0	8635	1154	53339	6192	1317888	94.74
Bihar	587700	0	0	1812	8744	995	599251	98.07
Goa	89640	0	128	468	1169	61	91466	98.00
Gujarat	5096696	0	75124	65446	25328	64331	5326925	95.68
Haryana	3163724	0	11222	424957	186749	128859	3915511	80.80
Himachal Pradesh	1525685	0	1056	207811	28677	17594	1780823	85.67
Jammu & Kashmir	1164227	0	11582	621	570	8265	1185265	98.23
Karnataka	0	0	0	0	0	0	0	0.00
Kerala	739140	0	2508	238719	67012	71470	1118849	66.06
Madhya Pradesh	3072101	0	97133	62279	47793	64885	3344191	91.86
Maharashtra	11582093	0	1145541	169432	99461	590044	13586571	85.25
Manipur	257853	0	0	26884	4577	6918	296232	87.04
Meghalaya	55224	0	0	530	127	804	56685	97.42
Mizoram	223176	0	9622	0	0	0	232798	95.87
Nagaland	14513	0	0	22616	0	0	37129	39.09
Orissa	0	0	0	0	0	0	0	0.00
Punjab *	2165131	0	31118	305503	118599	126649	2746999	78.82
Rajasthan	5307434	0	22965	214929	125647	195079	5866054	90.48
Sikkim *	349074	0	0	0	0	0	349074	100.00
Tamil Nadu	0	0	0	0	0	0	0	0.00
Tripura	787344	0	0	143	1223	407	789117	99.78
Utter Pradesh	0	0	0	0	0	0	0	0.00
West Bengal *	1506750	0	0	0	0	0	1506750	100.00
A & N Islands	168394	0	0	0	0	0	168394	100.00
Chandigarh	229155	0	158	2622	2223	12549	246707	92.89
D & N Haveli *	9571	0	0	0	0	0	9571	100.00
Daman & Diu	5488	0	0	246	76	4	5814	94.39
Delhi *	3924417	0	11558	3205483	646862	132416	7920735	49.55
Lakshadweep	0	0	0	0	0	0	0	0.00
Puducherry	66943	0	0	42642	548	3040	113173	59.15
INDIA	43980653	0	1428350	5140895	1471065	1484244	53505207	82.20

stimated data

TABLE II - Recurring Income by Sources and by type of Educational Institutions
C-Higher Secondary Schools(10+2 pattern)
(ii) Higher Secondary Schools with vocational streams

(Rupee in Thousands)

State/Union Territory	Centre/ State Govt.	UGC/ University	Local Bodies	Tuition Fees	Hostel Fee/Other fees	Endowment & other	Total Rec.	% of Rec. from Govt. funds(centre +state)to Recurring Income
1	2	3	4	5	6	7	8	9
Andhra Pradesh	0	0	0	0	0	0	0	0.00
Arunachal pradesh	0	0	0	0	0	0	0	0.00
Assam	0	0	0	0	0	0	0	0.00
Bihar	0	0	0	0	0	0	0	0.00
Goa	143297	0	310	84	2340	125	146156	98.04
Gujarat	160531	0	29	853	969	907	163289	98.31
Haryana *	1207580	0	0	2177	672	0	1210429	99.76
Himachal Pradesh	0	0	0	0	0	0	0	0.00
Jammu & Kashmir	0	0	0	0	0	0	0	0.00
Karnataka	0	0	0	0	0	0	0	0.00
Kerala	228630	0	266	422	3475	105968	338761	67.49
Madhya Pradesh	0	0	0	0	0	0	0	0.00
Maharastra	0	0	0	0	0	0	0	0.00
Manipur	0	0	0	0	0	0	0	0.00
Meghalaya	0	0	0	0	0	0	0	0.00
Mizoram	0	0	0	0	0	0	0	0.00
Nagaland	0	0	0	0	0	0	0	0.00
Orissa	0	0	0	0	0	0	0	0.00
Punjab	0	0	0	0	0	0	0	0.00
Rajasthan	0	0	0	0	0	0	0	0.00
Sikkim	0	0	0	0	0	0	0	0.00
Tamil Nadu	0	0	0	0	0	0	0	0.00
Tripura	0	0	0	0	0	0	0	0.00
Utter Pradesh	0	0	0	0	0	0	0	0.00
West Bengal	0	0	0	0	0	0	0	0.00
A & N Islands	0	0	0	0	0	0	0	0.00
Chandigarh	0	0	0	0	0	0	0	0.00
D & N Haveli	0	0	0	0	0	0	0	0.00
Daman & Diu	0	0	0	0	0	0	0	0.00
Delhi *	605821	0	0	435609	1848672	33871	2923973	20.72
Lakshadweep	0	0	0	0	0	0	0	0.00
Puducherry	3523	0	0	0	0	0	3523	100.00
INDIA	2349382	0	605	439145	1856128	140871	4786131	49.09

* Estimated data

TABLE II - Recurring Income by Sources and by type of Educational Institutions
C-Higher Secondary schools(10+2 pattern)
(iii)Higher Secondary Schools with Vocational and Academic streams

(Rupee in Thousands)

State/Union Territory	Centre/ State Govt.	UGC/ University	Local Bodies	Tution Fees	Hostel Fee/Other fees	Endowment & other	Total Rec.	% of Rec. from Govt. funds(central+state)to Recurring Income
1	2	3	4	5	6	7	8	9
Andhra Pradesh	0	0	0	0	0	0	0	0.00
Arunachal pradesh	0	0	0	0	0	0	0	0.00
Assam	0	0	0	0	0	0	0	0.00
Bihar	0	0	0	0	0	0	0	0.00
Goa	0	0	0	0	0	0	0	0.00
Gujarat	471198	0	7680	4705	1649	8396	493628	95.46
Haryana	0	0	0	0	0	0	0	0.00
Himachal Pradesh	108890	0	0	678	664	0	110232	98.78
Jammu & Kashmir	0	0	0	0	0	0	0	0.00
Karnataka	0	0	0	0	0	0	0	0.00
Kerala	0	0	0	0	0	0	0	0.00
Madhya Pradesh	0	0	0	0	0	0	0	0.00
Maharastra	0	0	0	0	0	0	0	0.00
Manipur	0	0	0	0	0	0	0	0.00
Meghalaya	0	0	0	0	0	0	0	0.00
Mizoram	0	0	0	0	0	0	0	0.00
Nagaland	0	0	0	0	0	0	0	0.00
Orissa	0	0	0	0	0	0	0	0.00
Punjab *	1735954	0	0	16524	28700	25606	1806784	96.08
Rajasthan *	20240	0	0	0	0	915	21155	95.67
Sikkim	0	0	0	0	0	0	0	0.00
Tamil Nadu	4433665	0	59336	598793	96729	21078	5209601	85.11
Tripura	0	0	0	0	0	0	0	0.00
Utter Pradesh	0	0	0	0	0	0	0	0.00
West Bengal	0	0	0	0	0	0	0	0.00
A & N Islands	0	0	0	0	0	0	0	0.00
Chandigarh	0	0	0	0	0	0	0	0.00
D & N Haveli	0	0	0	0	0	0	0	0.00
Daman & Diu	0	0	0	0	0	0	0	0.00
Delhi	0	0	0	0	0	0	0	0.00
Lakshadweep	0	0	0	0	0	0	0	0.00
Puducherry	90865	0	0	53709	845	7574	152992	59.39
INDIA	6860812	0	67016	674409	128587	63569	7794392	88.02

stimated data

TABLE II - Recurring Income by Sources and by type of Educational Institutions
Total C- (i to iii) (10+2 pattern)

(Rupee in Thousands)

State/Union Territory	Centre/ State Govt.	UGC/ University	Local Bodies	Tuition Fees	Hostel Fee/Other fees	Endowment & other	Total Rec.	% of Rec. from Govt. funds(central+state)to Recurring Income
1	2	3	4	5	6	7	8	9
Andhra Pradesh	450522	0	0	146599	52312	53633	703146	64.07
Arunachal Pradesh	190089	0	0	0	0	0	190089	100.00
Assam	1248568	0	8635	1154	53339	6192	1317888	94.74
Bihar	587700	0	0	1812	8744	995	599251	98.07
Goa	232937	0	438	552	3509	186	237622	98.03
Gujarat	5728425	0	82833	71004	27946	73634	5983842	95.73
Haryana	4371304	0	11222	427134	187421	128859	5125940	85.28
Himachal Pradesh	1634575	0	1056	208489	29341	17594	1891055	86.44
Jammu & Kashmir	1164227	0	11582	621	570	8265	1185265	98.23
Karnataka	0	0	0	0	0	0	0	0.00
Kerala	967770	0	2774	239141	70487	177438	1457610	66.39
Madhya Pradesh	3072101	0	97133	62279	47793	64885	3344191	91.86
Maharashtra	11582093	0	1145541	169432	99461	590044	13586571	85.25
Manipur	257853	0	0	26884	4577	6918	296232	87.04
Meghalaya	55224	0	0	530	127	804	56685	97.42
Mizoram	223176	0	9622	0	0	0	232798	95.87
Nagaland	14513	0	0	22616	0	0	37129	39.09
Orissa	0	0	0	0	0	0	0	0.00
Punjab	3901085	0	31118	322027	147299	152254	4553783	85.67
Rajasthan	5327674	0	22965	214929	125647	195994	5887209	90.50
Sikkim	349074	0	0	0	0	0	349074	100.00
Tamil Nadu	4433665	0	59336	598793	96729	21078	5209601	85.11
Tripura	787344	0	0	143	1223	407	789117	99.78
Uttar Pradesh	0	0	0	0	0	0	0	0.00
West Bengal	1506750	0	0	0	0	0	1506750	100.00
A & N Islands	168394	0	0	0	0	0	168394	100.00
Chandigarh	229155	0	158	2622	2223	12549	246707	92.89
D & N Haveli	9571	0	0	0	0	0	9571	100.00
Daman & Diu	5488	0	0	246	76	4	5814	94.39
Delhi	4530238	0	11558	3641091	2495534	166287	10844708	41.77
Lakshadweep	0	0	0	0	0	0	0	0.00
Puducherry	161331	0	0	96351	1393	10614	269688	59.82
INDIA	53190846	0	1495971	6254449	3455780	1688684	66085730	80.49

* Estimated data

TABLE II - Recurring Income by Sources and by type of Educational Institutions
D - High/post Basic Schools

(Rupee in Thousands)

State/Union Territory	Centre/ State Govt.	UGC/ University	Local Bodies	Tuition Fees	Hostel Fee/Other fees	Endowment & other	Total Rec.	% of Rec. from Govt. funds(central+state)to Recurring Income
1	2	3	4	5	6	7	8	9
Andhra Pradesh	7747292	0	0	1065989	153885	198834	9166000	84.52
Arunachal Pradesh *	174869	0	0	0	0	0	174869	100.00
Assam *	1666568	0	6558	4893	15458	23626	1717103	97.06
Bihar	4763575	0	0	3736	101052	22761	4891124	97.39
Goa	784612	3221	2804	2662	3019	1086	797404	98.40
Gujarat	3876438	0	20278	28371	27014	56527	4008628	96.70
Haryana	3359131	0	0	266948	87736	114126	3827941	87.75
Himachal Pradesh	1123497	0	3630	67768	22685	26086	1243666	90.34
Jammu & Kashmir	1487956	0	11740	5401	426	9196	1514719	98.23
Karnataka	6326186	0	6211	1488720	236548	26311	8083976	78.26
Kerala	7751150	0	20407	163560	98130	64743	8097990	95.72
Madhya Pradesh	2783770	0	1076	161830	72075	100444	3119195	89.25
Maharashtra	14136237	0	2075997	745338	255850	2310632	19524054	72.40
Manipur	549574	0	0	115662	36717	19515	721468	76.17
Meghalaya	24806	0	0	20823	4653	5591	55873	44.40
Mizoram	0	0	0	0	0	0	0	0.00
Nagaland	1672	184342	0	132551	0	0	318565	0.52
Orissa	3587986	0	0	0	0	579	3588565	99.98
Punjab *	3242943	0	16330	129551	102577	56296	3547697	91.41
Rajasthan	4261945	0	6478	188243	124162	226295	4807123	88.66
Sikkim	0	0	0	0	0	0	0	0.00
Tamil Nadu	5835563	0	3857	20154	12265	7335	5879174	99.26
Tripura	739376	0	0	136	888	481	740881	99.80
Uttar Pradesh	2533533	0	49202	84876	56737	42785	2767133	91.56
West Bengal *	11348796	0	0	0	0	0	11348796	100.00
A & N Islands	76514	0	0	0	0	0	76514	100.00
Chandigarh	159449	0	0	667	2354	1041	163511	97.52
D & N Haveli *	2736	0	0	0	0	0	2736	100.00
Daman & Diu	10171	0	0	964	0	6	11141	91.29
Delhi *	608586	0	0	437598	1857115	34026	2937325	20.72
Lakshadweep	45403	0	0	0	0	0	45403	100.00
Puducherry	233660	0	0	49200	400	1300	284560	82.11
INDIA	89243994	187563	2224568	5185641	3271746	3349622	103463133	86.26

Estimated data

TABLE II - Recurring Income by Sources and by type of Educational Institutions
E - Middle/senior Basic Schools

(Rupee in Thousands)

State/Union Territory	Centre/ State Govt.	UGC/ University \$	Local Bodies	Tuition Fees\$	Hostel Fee/Other fees\$	Endowment & other	Total Rec.	% of Rec. from Govt. funds(central+state)to Recurring Income
1	2	3	4	5	6	7	8	9
Andhra Pradesh	3390462	0	404274	0	0	154128	3948864	85.86
Arunachal Pradesh *	252049	0	0	0	0	0	252049	100.00
Assam *	2821084	0	904	0	0	155107	2977095	94.76
Bihar	7224851	0	146	0	0	2106	7227103	99.97
Goa	42547	0	950	0	0	23	43520	97.76
Gujarat *	9777043	0	711357	0	0	648979	11137379	87.79
Haryana	470554	0	5464	0	0	76573	552591	85.15
Himachal Pradesh	628740	0	584	0	0	12802	642126	97.92
Jammu & Kashmir	1335466	0	10306	0	0	27035	1372807	97.28
Karnataka	10956328	0	7955	0	0	266115	11230398	97.56
Kerala	4048983	0	88517	0	0	138189	4275689	94.70
Madhya Pradesh	3654534	0	4301	0	0	235281	3894116	93.85
Maharashtra	10038188	0	5589825	0	0	1440614	17068627	58.81
Manipur	466008	0	0	0	0	104727	570735	81.65
Meghalaya	159251	0	0	0	0	24284	183535	86.77
Mizoram	286200	0	0	0	0	0	286200	100.00
Nagaland	323792	0	0	0	0	0	323792	100.00
Orissa	207899	0	0	0	0	0	207899	100.00
Punjab *	1451848	0	0	0	0	42785	1494633	97.14
Rajasthan *	2476916	0	0	0	0	1968031	4444947	55.72
Sikkim *	224045	0	0	0	0	0	224045	100.00
Tamil Nadu	0	0	0	0	0	0	0	0.00
Tripura	517366	0	0	0	0	36	517402	99.99
Utter Pradesh	5841904	0	345781	0	0	133690	6321375	92.42
West Bengal *	1283829	0	0	0	0	0	1283829	100.00
A & N Islands	107730	0	0	0	0	0	107730	100.00
Chandigarh	32139	0	0	0	0	1190	33329	96.43
D & N Haveli *	55165	0	0	0	0	0	55165	100.00
Daman & Diu *	20596	0	0	0	0	0	20596	100.00
Delhi *	309841	0	0	242270	5513	85	557709	55.56
Lakshadweep	21765	0	0	0	0	0	21765	100.00
Puducherry	161554	0	0	0	0	9615	171169	94.38
INDIA	68588677	0	7170364	242270	5513	5441394	81448218	84.21

\$ NOT APPLICABLE

* Estimated data

TABLE II - Recurring Income by Sources and by type of Educational Institutions
F - Primary/Junior Basic Schools

(Rupee in Thousands)

State/Union Territory	Centre/ State Govt.	UGC/ University \$	Local Bodies	Tution Fees\$	Hostel Fee/Other fees\$	Endowment & other	Total Rec.	% of Rec. from Govt. funds(central+state)to Recurring Income
1	2	3	4	5	6	7	8	9
Andhra Pradesh	8575645	0	409863	0	0	130027	9115535	94.08
Arunachal pradesh *	326156	0	0	0	0	0	326156	100.00
Assam *	3871058	0	62675	0	0	3453	3937186	98.32
Bihar	8057469	0	126	0	0	1716	8059311	99.98
Goa	339415	0	798	0	0	25	340238	99.76
Gujarat *	3047904	0	719676	0	0	154067	3921647	77.72
Haryana	3618574	0	12381	0	0	10779	3641734	99.36
Himachal Pradesh	2340157	0	0	0	0	1386	2341543	99.94
Jammu & Kashmir	1398987	0	11281	0	0	24027	1434295	97.54
Karnataka	4010514	0	2795	0	0	161201	4174510	96.07
Kerala	2686577	0	4041	0	0	15245	2705863	99.29
Madhya Pradesh	1347241	0	7225	0	0	217634	1572100	85.70
Maharastra	6692125	0	3726550	0	0	960410	11379085	58.81
Manipur	677451	0	0	0	0	20253	697704	97.10
Meghalaya	701999	0	0	0	0	2066	704065	99.71
Mizoram	356000	0	0	0	0	0	356000	100.00
Nagaland	529366	0	0	0	0	0	529366	100.00
Orissa	1689334	0	0	0	0	24260	1713594	98.58
Punjab *	4699584	0	7264	0	0	32341	4739189	99.16
Rajasthan *	6835695	0	750076	0	0	1982559	9568329	71.44
Sikkim *	468707	0	0	0	0	0	468707	100.00
Tamil Nadu	0	0	0	0	0	0	0	0.00
Tripura	408095	0	201363	0	0	26	609484	66.96
Utter Pradesh	20874719	0	1243906	0	0	99124	22217749	93.96
West Bengal *	10135326	0	0	0	0	0	10135326	100.00
A & N Islands	256325	0	0	0	0	0	256325	100.00
Chandigarh	29481	0	0	0	0	626	30107	97.92
D & N Haveli *	16770	0	0	0	0	0	16770	100.00
Daman & Diu *	41157	0	0	0	0	0	41157	100.00
Delhi *	13508	0	1600960	0	0	53198	1667666	0.81
Lakshadweep	56361	0	0	0	0	0	56361	100.00
Puducherry	181698	0	0	0	0	8740	190438	95.41
INDIA	94283397	0	8760980	0	0	3903163	106947539	64.13

\$ NOT APPLICABLE

Estimated data

TABLE II - Recurring Income by Sources and by type of Educational Institutions
G - Pre-primary/pre-Basic Schools

(Rupee in Thousands)

State/Union Territory	Centre/ State Govt.	UGC/ University \$	Local Bodies	Tution Fees\$	Hostel Fee/Other fees\$	Endowment & other	Total Rec.	% of Rec. from Govt. funds(central+state)to Recurring Income
1	2	3	4	5	6	7	8	9
Andhra Pradesh	1452	0	735	0	0	616	2903	51.80
Arunachal pradesh *	15363	0	0	0	0	0	15363	100.00
Assam *	9231	0	76	0	0	14	9321	99.03
Bihar	146	0	0	0	0	0	146	100.00
Goa	0	0	0	0	0	0	0	0.00
Gujarat *	85014	0	64076	0	0	40808	189897	44.77
Haryana	4179	0	0	0	0	15	4194	99.64
Himachal Pradesh	816	0	0	0	0	0	816	100.00
Jammu & Kashmir	0	0	0	0	0	0	0	0.00
Karnataka *	321761	0	0	0	0	99	321860	99.97
Kerala	36984	0	763	0	0	14804	52551	70.38
Madhya Pradesh	11838	0	0	0	0	1159	12997	91.08
Maharashtra	0	0	0	0	0	0	0	0.00
Manipur	420	0	0	0	0	2	422	99.53
Meghalaya	711	0	0	0	0	0	711	100.00
Mizoram	0	0	0	0	0	0	0	0.00
Nagaland	0	0	0	0	0	0	0	0.00
Orissa	0	0	0	0	0	0	0	0.00
Punjab *	717	0	0	0	0	13	730	98.19
Rajasthan *	498761	0	0	0	0	1968347	2467108	20.22
Sikkim *	64955	0	0	0	0	0	64955	100.00
Tamil Nadu	0	0	0	0	0	0	0	0.00
Tripura *	127974	0	0	0	0	0	127974	100.00
Utter Pradesh	4030	0	1362	0	0	1197	6589	61.16
West Bengal	0	0	0	0	0	0	0	0.00
A & N Islands	7430	0	0	0	0	0	7430	100.00
Chandigarh	0	0	0	0	0	0	0	0.00
D & N Haveli	0	0	0	0	0	0	0	0.00
Daman & Diu	0	0	0	0	0	0	0	0.00
Delhi	0	0	0	0	0	0	0	0.00
Lakshadweep	12533	0	0	0	0	0	12533	100.00
Puducherry	5771	0	0	0	0	5375	11146	51.78
INDIA	1210085	0	67012	0	0	2032449	3309546	36.56

\$ NOT APPLICABLE

* Estimated data

**TABLE II - Recurring Income by Sources and by type of Educational Institutions
Total of Elementary Education(E,F,G)**

(Rupee in Thousands)

State/Union Territory	Centre/ State Govt.	UGC/ University \$	Local Bodies	Tution Fees	Hostel Fee/Other fees	Endowment & other	Total Rec.	% of Rec. from Govt. funds(central+state)to Recurring Income
1	2	3	4	5	6	7	8	9
Andhra Pradesh	11967559		814872			284771	13067202	91.58
Arunachal pradesh	593567		0			0	593567	100.00
Assam	6701374		63655			158574	6923602	96.79
Bihar	15282466		272			3822	15286560	99.97
Goa	381962		1748			48	383758	99.53
Gujarat	12909961		1495109			843854	15248924	84.66
Haryana	4093307		17845			87367	4198519	97.49
Himachal Pradesh	2969713		584			14188	2984485	99.51
Jammu & Kashmir	2734453		21587			51062	2807102	97.41
Karnataka	15288603		10750			427415	15726768	97.21
Kerala	6772544		93321			168238	7034103	96.28
Madhya Pradesh	5013613		11526			454074	5479213	91.50
Maharashtra	16730313		9316375			2401024	28447712	58.81
Manipur	1143879		0	0	0	124982	1268861	90.15
Meghalaya	861961		0			26350	888311	97.03
Mizoram	642200		0			0	642200	100.00
Nagaland	853158		0			0	853158	100.00
Orissa	1897233		0			24260	1921493	98.74
Punjab	6152149		7264			75139	6234553	98.68
Rajasthan	9811372		750076			5918936	16480384	59.53
Sikkim	757706		0			0	757706	100.00
Tamil Nadu	0		0			0	0	0.00
Tripura	1053435		201363			62	1254860	83.95
Utter Pradesh	26720653		1591049			234011	28545713	93.61
West Bengal	11419155		0			0	11419155	100.00
A & N Islands	371485		0			0	371485	100.00
Chandigarh	61620		0			1816	63436	97.14
D & N Haveli	71935		0			0	71935	100.00
Daman & Diu	61753		0			0	61753	100.00
Delhi	323349		1600960			53283	1977592	16.35
Lakshadweep	90659		0			0	90659	100.00
Puducherry	349023		0			23730	372753	93.63
INDIA	164082160	0	15998356	0	0	11377006	191457521	85.70

\$ NOT APPLICABLE

stimated data

TABLE II - Recurring Income by Sources and by type of Educational Institutions
H- Institutions Imparting Instructions in Diploma/certificate: School Level (below Matric)
(a) Agriculture & Forestry

(Rupee in Thousands)

State/Union Territory	Centre/ State Govt.	UGC/ University	Local Bodies	Tuition Fees	Hostel Fee/Other fees	Endowment & other	Total Rec.	% of Rec. from Govt. funds(central+state)to Recurring Income
1	2	3	4	5	6	7	8	9
Andhra Pradesh	0	0	0	0	0	0	0	0.00
Arunachal Pradesh	0	0	0	0	0	0	0	0.00
Assam	0	0	0	0	0	0	0	0.00
Bihar	0	0	0	0	0	0	0	0.00
Goa	0	0	0	0	0	0	0	0.00
Gujarat	6501	14740	0	0	44	2034	23319	27.88
Haryana	0	0	0	0	0	0	0	0.00
Himachal Pradesh	0	0	0	0	0	0	0	0.00
Jammu & Kashmir	0	0	0	0	0	0	0	0.00
Karnataka	0	0	0	0	0	0	0	0.00
Kerala	0	0	0	0	0	0	0	0.00
Madhya Pradesh	0	0	0	0	0	0	0	0.00
Maharashtra	31646	0	10	7748	9655	0	49059	64.51
Manipur	0	0	0	0	0	0	0	0.00
Meghalaya	0	0	0	0	0	0	0	0.00
Mizoram	0	0	0	0	0	0	0	0.00
Nagaland	0	0	0	0	0	0	0	0.00
Orissa	0	0	0	0	0	0	0	0.00
Punjab	0	0	0	0	0	0	0	0.00
Rajasthan	0	0	0	911	155	216	1282	0.00
Sikkim	0	0	0	0	0	0	0	0.00
Tamil Nadu	0	0	0	0	0	0	0	0.00
Tripura	0	0	0	0	0	0	0	0.00
Uttar Pradesh	0	0	0	0	0	0	0	0.00
West Bengal	0	0	0	0	0	0	0	0.00
A & N Islands	0	0	0	0	0	0	0	0.00
Chandigarh	32139	0	0	185	847	158	33329	96.43
D & N Haveli	0	0	0	0	0	0	0	0.00
Daman & Diu	0	0	0	0	0	0	0	0.00
Delhi	0	0	0	0	0	0	0	0.00
Lakshadweep	0	0	0	0	0	0	0	0.00
Puducherry	0	0	0	0	0	0	0	0.00
INDIA	70286	14740	10	8844	10701	2408	106989	65.69

* Estimated data

TABLE II - Recurring Income by Sources and by type of Educational Institutions
H - Institutions Imparting Instructions in Diploma/certificate: School Level (Below Matric Level)
(b) Medicine(Nursing & Midwifery)

(Rupee in Thousands)

State/Union Territory	Centre/ State Govt.	UGC/ University	Local Bodies	Tution Fees	Hostel Fee/Other fees	Endowment & other	Total Rec.	% of Rec. from Govt. funds(central+state)to Recurring Income
1	2	3	4	5	6	7	8	9
Andhra Pradesh	0	0	0	0	0	0	0	0.00
Arunachal pradesh	0	0	0	0	0	0	0	0.00
Assam *	2041	0	0	0	0	0	2041	100.00
Bihar	6957	0	0	0	0	0	6957	100.00
Goa	0	0	0	0	0	0	0	0.00
Gujarat	6506	0	0	190	0	330	7026	92.60
Haryana	0	0	0	0	0	0	0	0.00
Himachal Pradesh	0	0	0	0	0	0	0	0.00
Jammu & Kashmir	0	0	0	0	0	0	0	0.00
Karnataka	0	0	0	0	0	0	0	0.00
Kerala	12407	0	0	18815	14798	3832	49852	24.89
Madhya Pradesh	701	0	0	0	0	0	701	100.00
Maharashtra	43847	0	541	10817	7655	41303	104163	42.09
Manipur	0	0	0	0	0	0	0	0.00
Meghalaya	0	0	0	0	0	0	0	0.00
Mizoram	0	0	0	0	0	0	0	0.00
Nagaland	0	0	0	0	0	0	0	0.00
Orissa	0	0	0	0	0	0	0	0.00
Punjab	0	0	0	0	0	0	0	0.00
Rajasthan	0	0	0	0	0	0	0	0.00
Sikkim	0	0	0	0	0	0	0	0.00
Tamil Nadu	0	0	0	0	0	0	0	0.00
Tripura	0	0	0	0	0	0	0	0.00
Utter Pradesh	0	0	0	0	0	0	0	0.00
West Bengal	0	0	0	0	0	0	0	0.00
A & N Islands	0	0	0	0	0	0	0	0.00
Chandigarh	29481	0	0	0	0	626	30107	97.92
D & N Haveli	0	0	0	0	0	0	0	0.00
Daman & Diu	0	0	0	0	0	0	0	0.00
Delhi	0	0	0	0	0	0	0	0.00
Lakshadweep	0	0	0	0	0	0	0	0.00
Puducherry	0	0	0	0	0	0	0	0.00
INDIA	101940	0	541	29822	22453	46091	200847	50.7549298

Estimated data

TABLE II - Recurring Income by Sources and by type of Educational Institutions
II - Institutions Imparting Instructions in Diploma/certificate: School Level (Below Matric Level)
(c) Teacher Training

(Rupee in Thousands)

State/Union Territory	Centre/ State Govt.	UGC/ University	Local Bodies	Tuition Fees	Hostel Fee/Other fees	Endowment & other	Total Rec.	% of Rec. from Govt. funds(central+state)to Recurring Income
1	2	3	4	5	6	7	8	9
Andhra Pradesh	0	0	0	0	0	0	0	0.00
Arunachal pradesh	0	0	0	0	0	0	0	0.00
Assam	0	0	0	0	0	0	0	0.00
Bihar	30865	0	0	0	0	85	30950	99.73
Goa	0	0	0	0	0	0	0	0.00
Gujarat	4123	0	0	68	4	89	4284	96.24
Haryana *	18196	0	0	0	0	0	18196	100.00
Himachal Pradesh	41457	0	0	60	116	0	41633	99.58
Jammu & Kashmir	0	0	0	0	0	0	0	0.00
Karnataka	207341	0	0	6663	20466	0	234470	88.43
Kerala	104077	0	2457	302	319	4741	111896	93.01
Madhya Pradesh	43666	0	0	0	4776	4318	52760	82.76
Maharastra	202752	0	66689	58213	21599	36556	385809	52.55
Manipur	1283	0	0	0	0	0	1283	100.00
Meghalaya	20418	0	0	0	171	0	20589	99.17
Mizoram	9328	0	0	0	0	0	9328	100.00
Nagaland	0	0	0	0	0	0	0	0.00
Orissa	58869	0	0	0	0	0	58869	100.00
Punjab *	56508	0	0	601	657	812	58577	96.47
Rajasthan	0	0	0	0	0	0	0	0.00
Sikkim	0	0	0	0	0	0	0	0.00
Tamil Nadu	334	0	0	0	0	0	334	100.00
Tripura *	2060	0	0	0	0	0	2060	100.00
Utter Pradesh	172365	0	115	327	527	443	173777	99.19
West Bengal *	92041	0	0	0	0	0	92041	100.00
A & N Islands	0	0	0	0	0	0	0	0.00
Chandigarh	0	0	0	0	0	0	0	0.00
D & N Haveli	0	0	0	0	0	0	0	0.00
Daman & Diu	0	0	0	0	0	0	0	0.00
Delhi	0	0	0	0	0	0	0	0.00
Lakshadweep	0	0	0	0	0	0	0	0.00
Puducherry	0	0	0	0	0	0	0	0.00
INDIA	1065684	0	69261	66234	48635	47044	1296857	82.17

* Estimated data

TABLE II - Recurring Income by Sources and by type of Educational Institutions
H- Institutions Imparting Instructions in Diploma/certificate: School Level (Below Matric Level)
(d) Industrial/Arts & Crafts

(Rupee in Thousands)

State/Union Territory	Centre/ State Govt.	UGC/ University	Local Bodies	Tution Fees	Hostel Fee/Other fees	Endowment & other	Total Rec.	% of Rec. from Govt. funds(central+state)to Recurring Income
1	2	3	4	5	6	7	8	9
Andhra Pradesh	0	0	0	0	0	0	0	0.00
Arunachal pradesh	0	0	0	0	0	0	0	0.00
Assam *	9767	0	0	0	0	290	10057	97.11
Bihar	35636	0	0	9	0	326	35971	99.07
Goa *	4435	0	0	0	0	0	4435	100.00
Gujarat	266780	0	0	5741	1696	6277	280494	95.11
Haryana *	180509	0	1340	30369	15910	3150	231278	78.05
Himachal Pradesh	47445	0	0	211	463	1430	49549	95.75
Jammu & Kashmir *	1777	0	0	0	319	0	2096	84.78
Karnataka	0	0	0	4	0	0	4	0.00
Kerala *	191005	0	1656	45329	19020	8613	265623	71.91
Madhya Pradesh	48508	0	0	143	52	39	48742	99.52
Maharastra *	3890	0	0	0	0	0	3890	100.00
Manipur	7778	0	0	0	0	0	7778	100.00
Meghalaya *	12981	0	0	42	53	0	13076	99.28
Mizoram	0	0	0	0	0	0	0	0.00
Nagaland	2500	11263	0	0	35	0	13798	18.12
Orissa	0	0	0	0	0	0	0	0.00
Punjab *	27223	0	179	906	475	656	29439	92.47
Rajasthan	92887	0	29	0	32	746	93694	99.14
Sikkim *	7271	0	0	0	0	0	7271	100.00
Tamil Nadu	0	140	0	0	1937	560	2637	0.00
Tripura	0	0	0	0	0	0	0	0.00
Utter Pradesh	14031	0	0	158	158	18	14365	97.67
West Bengal	0	0	0	0	0	0	0	0.00
A & N Islands	6193	0	0	0	0	0	6193	100.00
Chandigarh	21621	0	0	1081	102	0	22804	94.81
D & N Haveli	0	0	0	0	0	0	0	0.00
Daman & Diu *	7638	0	0	0	0	0	7638	100.00
Delhi	0	0	0	0	0	0	0	0.00
Lakshadweep	0	0	0	0	0	0	0	0.00
Puducherry	0	0	0	80	33	34	147	0.00
INDIA	989875	11403	3204	84073	40286	22139	1150979	86.00

estimated data

TABLE II - Recurring Income by Sources and by type of Educational Institutions
H- Institutions Imparting Instructions in Diploma/certificate: School Level (Below Matric Level)
(e) Music & Fine Arts

(Rupee in Thousands)

State/Union Territory	Centre/ State Govt.	UGC/ University	Local Bodies	Tution Fees	Hostel Fee/Other fees	Endowment & other	Total Rec.	% of Rec. from Govt. funds(central+state)to Recurring Income
1	2	3	4	5	6	7	8	9
Andhra Pradesh	0	0	0	0	0	0	0	0.00
Arunachal pradesh	0	0	0	0	0	0	0	0.00
Assam *	820		110	297	44	162	1432	57.22
Bihar	0	0	0	0	0	0	0	0.00
Goa	2762	0	0	499	12	0	3273	84.39
Gujarat	335	0	193	341	5	267	1141	29.36
Haryana	0	0	0	0	0	0	0	0.00
Himachal Pradesh	0	0	0	0	0	0	0	0.00
Jammu & Kashmir	0	0	0	0	0	0	0	0.00
Karnataka	0	0	0	0	0	0	0	0.00
Kerala	2656	0	0	180	3	41	2880	92.22
Madhya Pradesh	1330	0	0	2	5	33	1370	97.08
Maharastra	3267		10	1484	126	2255	7142	45.74
Manipur	0	0	0	0	0	0	0	0.00
Meghalaya	0	0	0	0	0	0	0	0.00
Mizoram	0	0	0	0	0	0	0	0.00
Nagaland	0	0	0	0	0	0	0	0.00
Orissa	314	0	20	0	0	400	734	42.78
Punjab	0	0	0	0	0	0	0	0.00
Rajasthan	6180	0	326	55	0	961	7522	82.16
Sikkim	0	0	0	0	0	0	0	0.00
Tamil Nadu	1223	0	0	5	17	0	1245	98.23
Tripura	0	0	0	0	0	0	0	0.00
Utter Pradesh	499	0	138	379	0	42	1058	47.16
West Bengal	0	0	0	0	0	0	0	0.00
A & N Islands	0	0	0	0	0	0	0	0.00
Chandigarh	0	0	0	0	0	0	0	0.00
D & N Haveli	0	0	0	0	0	0	0	0.00
Daman & Diu	0	0	0	0	0	0	0	0.00
Delhi	0	0	0	0	0	0	0	0.00
Lakshadweep	0	0	0	0	0	0	0	0.00
Puducherry	0	0	0	0	0	0	0	0.00
INDIA	19386	0	797	3242	212	4161	27797	69.74

* Estimated data

TABLE II - Recurring Income by Sources and by type of Educational Institutions
H - Institutions Imparting Instructions in Diploma/certificate: School Level (Below Matric Level)
(f) For the Handicapped

(Rupee in Thousands)

State/Union Territory	Centre/ State Govt.	UGC/ University	Local Bodies	Tution Fees	Hostel Fee/Other fees	Endowment & other	Total Rec.	% of Rec. from Govt. funds(central+state)to Recurring Income
1	2	3	4	5	6	7	8	9
Andhra Pradesh	64851	0	0	555	758	6947	73111	88.70
Arunachal pradesh	0	0	0	0	0	0	0	0.00
Assam *	7528	0	0	0	0	1037	8566	87.89
Bihar	11213	0	0	0	64	213	11490	97.59
Goa	0	0	0	0	0	0	0	0.00
Gujarat	104750	0	379	65	252	9738	115184	90.94
Haryana	0	0	0	0	0	0	0	0.00
Himachal Pradesh	3136	0	0	12	3	35	3186	98.43
Jammu & Kashmir	0	0	0	0	0	0	0	0.00
Karnataka	0	0	0	0	0	0	0	0.00
Kerala *	42111	0	2877	41	3358	8883	57269	73.53
Madhya Pradesh	990	0	0	0	0	631	1621	61.07
Maharastra	0	0	0	0	0	0	0	0.00
Manipur	3930	0	0	0	0	0	3930	100.00
Meghalaya	0	0	0	0	0	0	0	0.00
Mizoram	0	0	0	0	0	0	0	0.00
Nagaland	0	0	0	0	0	0	0	0.00
Orissa	0	0	0	0	0	0	0	0.00
Punjab *	3047	0	316	222	33	3804	7422	41.06
Rajasthan	4271	0	0	0	0	0	4271	100.00
Sikkim	0	0	0	0	0	0	0	0.00
Tamil Nadu	2890	0	0	0	0	0	2890	100.00
Tripura	0	0	0	0	0	0	0	0.00
Utter Pradesh	7823	0	0	36	33	95	7987	97.95
West Bengal	0	0	0	0	0	0	0	0.00
A & N Islands	0	0	0	0	0	0	0	0.00
Chandigarh	0	0	0	0	0	0	0	0.00
D & N Haveli	0	0	0	0	0	0	0	0.00
Daman & Diu	0	0	0	0	0	0	0	0.00
Delhi	0	0	0	0	0	0	0	0.00
Lakshadweep	0	0	0	0	0	0	0	0.00
Puducherry	2768	0	0	0	0	0	2768	100.00
INDIA	259309	0	3571	931	4501	31383	299695	86.52

Estimated data

TABLE II -Recurring Income by Sources and by type of Educational Institutions
H- Institutions Imparting Instructions in Diploma/certificate: School Level (Below Matric Level)
(g) Reformatory / Certified

(Rupee in Thousands)

State/Union Territory	Centre/ State Govt.	UGC/ University	Local Bodies	Tuition Fees	Hostel Fee/Other fees	Endowment & other	Total Rec.	% of Rec. from Govt. funds(central+state)to Recurring Income
1	2	3	4	5	6	7	8	9
Andhra Pradesh	17663	0	0	0	175	0	17838	99.02
Arunachal pradesh	0	0	0	0	0	0	0	0.00
Assam *	328	0	0	0	0	0	328	100.00
Bihar	0	0	0	0	0	0	0	0.00
Goa	0	0	0	0	0	0	0	0.00
Gujarat	15593	0	0	0	0	0	15593	100.00
Haryana	0	0	0	0	0	0	0	0.00
Himachal Pradesh	0	0	0	0	0	0	0	0.00
Jammu & Kashmir	0	0	0	0	0	0	0	0.00
Karnataka	0	0	0	0	0	0	0	0.00
Kerala	10885	0	0	0	1	51	10937	99.52
Madhya Pradesh	10379	0	0	0	0	0	10379	100.00
Maharashtra	0	0	0	0	0	0	0	0.00
Manipur	0	0	0	0	0	0	0	0.00
Meghalaya	0	0	0	0	0	0	0	0.00
Mizoram	0	0	0	0	0	0	0	0.00
Nagaland	0	0	0	0	0	0	0	0.00
Orissa	0	0	0	0	0	0	0	0.00
Punjab *	1142	0	0	0	0	0	1142	100.00
Rajasthan	0	0	0	0	0	0	0	0.00
Sikkim	0	0	0	0	0	0	0	0.00
Tamil Nadu	1219224	0	0	0	4411	0	1223635	99.64
Tripura	0	0	0	0	0	0	0	0.00
Utter Pradesh	0	0	0	0	0	0	0	0.00
West Bengal	0	0	0	0	0	0	0	0.00
A & N Islands	0	0	0	0	0	0	0	0.00
Chandigarh	0	0	0	0	0	0	0	0.00
D & N Haveli	0	0	0	0	0	0	0	0.00
Daman & Diu	0	0	0	0	0	0	0	0.00
Delhi	0	0	0	0	0	0	0	0.00
Lakshadweep	0	0	0	0	0	0	0	0.00
Puducherry	0	0	0	0	0	0	0	0.00
INDIA	1275214	0	0	0	4587	51	1279852	99.64

* Estimated data

TABLE II - Recurring Income by Sources and by type of Educational Institutions
H- Institutions Imparting Instructions in Diploma/certificate: School Level (Below Matric Level)
(h) Oriental Studies

(Rupee in Thousands)

State/Union Territory	Centre/ State Govt.	UGC/ University	Local Bodies	Tuition Fees	Hostel Fee/Other fees	Endowment & other	Total Rec.	% of Rec. from Govt. funds(central+state)to Recurring Income
1	2	3	4	5	6	7	8	9
Andhra Pradesh	135572	0	0	5892	2780	2063	146307	92.66
Arunachal Pradesh	0	0	0	0	0	0	0	0.00
Assam *	26199	0	0	156	99	513	26967	97.15
Bihar	105086	0	0	0	33	493	105612	99.50
Goa	0	0	0	0	0	0	0	0.00
Gujarat	15845	0	0	0	68	680	16593	95.49
Haryana	0	0	0	0	0	0	0	0.00
Himachal Pradesh *	754	0	0	0	0	0	754	100.00
Jammu & Kashmir	0	0	0	0	0	0	0	0.00
Karnataka	147881	0	0	72	0	0	147953	99.95
Kerala	0	0	0	0	0	0	0	0.00
Madhya Pradesh	7619	0	0	0	248	143	8010	95.12
Maharashtra	1481	0	234	310	1479	83	3587	41.29
Manipur	95	0	0	0	0	20	115	82.61
Meghalaya	0	0	0	0	0	0	0	0.00
Mizoram	0	0	0	0	0	0	0	0.00
Nagaland	0	0	0	0	0	0	0	0.00
Orissa	3401	0	0	0	0	400	3801	89.48
Punjab	0	0	0	0	0	0	0	0.00
Rajasthan	0	0	0	0	0	0	0	0.00
Sikkim	0	0	0	0	0	0	0	0.00
Tamil Nadu	12216	0	0	0	0	0	12216	100.00
Tripura	4720	0	0	0	0	0	4720	100.00
Utter Pradesh	50539	0	3035	0	0	4570	58144	86.92
West Bengal	0	0	0	0	0	0	0	0.00
A & N Islands	0	0	0	0	0	0	0	0.00
Chandigarh	0	0	0	0	0	0	0	0.00
D & N Haveli	0	0	0	0	0	0	0	0.00
Daman & Diu	0	0	0	0	0	0	0	0.00
Delhi	0	0	0	0	0	0	0	0.00
Lakshadweep	0	0	0	0	0	0	0	0.00
Puducherry	0	0	0	0	0	0	0	0.00
INDIA	511407	0	3269	6430	4707	8965	534778	95.63

* Estimated data

TABLE II - Recurring Income by Sources and by type of Educational Institutions
H- Institutions Imparting Instructions in Diploma/certificate: School Level (Below Matric Level)
(i) Social (Adult) Education

(Rupee in Thousands)

State/Union Territory	Centre/ State Govt.	UGC/ University	Local Bodies	Tution Fees	Hostel Fee/Other fees	Endowment & other	Total Rec.	% of Rec. from Govt. funds(central+state)to Recurring Income
1	2	3	4	5	6	7	8	9
Andhra Pradesh	0	0	0	0	0	0	0	0.00
Arunachal pradesh *	7196	0	0	0	0	0	7196	100.00
Assam	0	0	0	0	0	0	0	0.00
Bihar	0	0	0	0	0	0	0	0.00
Goa *	5170	0	0	0	0	0	5170	100.00
Gujarat	0	0	0	0	0	0	0	0.00
Haryana	0	0	0	0	0	0	0	0.00
Himachal Pradesh	7099	0	0	0	0	0	7099	100.00
Jammu & Kashmir	0	0	0	0	0	0	0	0.00
Karnataka	0	0	0	0	0	0	0	0.00
Kerala	0	0	0	0	0	0	0	0.00
Madhya Pradesh	52563	0	0	0	0	0	52563	100.00
Maharastra	0	0	0	0	0	0	0	0.00
Manipur *	11928	0	0	0	0	0	11928	100.00
Meghalaya	0	0	0	0	0	0	0	0.00
Mizoram	6875	0	20565	0	0	0	27440	25.06
Nagaland	0	0	0	0	0	0	0	0.00
Orissa	15653	0	0	0	0	0	15653	100.00
Punjab	0	0	0	0	0	0	0	0.00
Rajasthan.*	52275	0	0	0	0	0	52275	100.00
Sikkim *	165	0	0	0	0	0	165	100.00
Tamil Nadu	215170	0	0	0	0	0	215170	100.00
Tripura *	149116	0	0	0	0	0	149116	100.00
Utter Pradesh	7995	0	4183	0	0	0	12178	65.65
West Bengal	0	0	0	0	0	0	0	0.00
A & N Islands	2719	0	0	0	0	0	2719	100.00
Chandigarh	0	0	0	0	0	0	0	0.00
D & N Haveli	0	0	0	0	0	0	0	0.00
Daman & Diu	0	0	0	0	0	0	0	0.00
Delhi	0	0	0	0	0	0	0	0.00
Lakshadweep	151	0	0	0	0	0	151	100.00
Puducherry	0	0	0	0	0	0	0	0.00
INDIA	534076	0	24748	0	0	0	558824	95.57

* Estimated data

TABLE II - Recurring Income by Sources and by type of Educational Institutions
H - Institutions Imparting Instructions in Diploma/certificate: School Level (Below Matric Level)
(j) Others

(Rupee in Thousands)

State/Union Territory	Centre/ State Govt.	UGC/ University	Local Bodies	Tution Fees	Hostel Fee/Other fees	Endowment & other	Total Rec.	% of Rec. from Govt. funds(central+state)to Recurring Income
1	2	3	4	5	6	7	8	9
Andhra Pradesh	0	0	0	0	0	0	0	0.00
Arunachal pradesh	0	0	0	0	0	0	0	0.00
Assam *	6757	0	0	814	62	45	7678	88.01
Bihar	153	0	0	0	0	0	153	100.00
Goa	0	0	0	0	0	0	0	0.00
Gujarat	3639	0	0	18	119	3	3779	96.30
Haryana	0	0	0	0	0	0	0	0.00
Himachal Pradesh	3105	0	0	0	0	0	3105	100.00
Jammu & Kashmir	0	0	0	0	0	0	0	0.00
Karnataka	0	0	0	0	0	0	0	0.00
Kerala	0	0	0	0	0	0	0	0.00
Madhya Pradesh	33709	0	0	29	161	0	33899	99.44
Maharastra	25	0	0	945	1902	14	2886	0.87
Manipur	1578	0	0	24	9	153	1764	89.46
Meghalaya	0	0	0	0	0	0	0	0.00
Mizoram	0	0	0	0	0	0	0	0.00
Nagaland	5000	35467	0	0	450	0	40917	12.22
Orissa	0	0	0	0	0	0	0	0.00
Punjab	0	0	0	0	0	0	0	0.00
Rajasthan	0	0	0	0	0	0	0	0.00
Sikkim *	8888	0	0	0	0	0	8888	100.00
Tamil Nadu	0	0	0	0	0	0	0	0.00
Tripura	0	0	0	0	0	0	0	0.00
Utter Pradesh	458047	0	0	0	0	0	458047	100.00
West Bengal	0	0	0	0	0	0	0	0.00
Andaman & N Islands	0	0	0	0	0	0	0	0.00
Chandigarh	1520	0	0	0	0	66	1586	95.84
D & N Haveli	0	0	0	0	0	0	0	0.00
Daman & Diu	0	0	0	0	0	0	0	0.00
Delhi	0	0	0	0	0	0	0	0.00
Lakshadweep	0	0	0	0	0	0	0	0.00
Puducherry	0	0	0	0	0	0	0	0.00
INDIA	522421	35467	0	1830	2703	281	562702	92.84

stimated data

TABLE II - Recurring Income by Sources and by type of Educational Institutions
H- Institutions Imparting Instructions in Diploma/certificate: School Level (Below Matric Level)
Total (a to j)

(Rupee in Thousands)

State/Union Territory	Centre/ State Govt.	UGC/ University	Local Bodies	Tuition Fees	Hostel Fee/Other fees	Endowment & other	Total Rec.	% of Rec. from Govt. funds(central+state)to Recurring Income
1	2	3	4	5	6	7	8	9
Andhra Pradesh	218086	0	0	6447	3713	9010	237256	91.92
Arunachal pradesh	7196	0	0	156	99	513	7964	90.36
Assam	53439	0	110	1267	205	2047	57068	93.64
Bihar	189910	0	0	9	97	1117	191133	99.36
Goa	12367	0	0	499	12	0	12878	96.03
Gujarat	424072	14740	572	6423	2188	19418	467413	90.73
Haryana	198705	0	1340	30369	15910	3150	249475	79.65
Himachal Pradesh	102996	0	0	283	582	1465	105326	97.79
Jammu & Kashmir	1777	0	0	0	319	0	2096	84.78
Karnataka	355222	0	0	6739	20466	0	382427	92.89
Kerala	363141	0	6989	64667	37499	26161	498457	72.85
Madhya Pradesh	199465	0	0	174	5242	5164	210045	94.96
Maharashtra	286908	0	67484	79517	42416	80211	556536	51.55
Manipur	26592	0	0	24	9	173	26798	99.23
Meghalaya	33399	0	0	42	224	0	33665	99.21
Mizoram	16203	0	20565	0	0	0	36768	44.07
Nagaland	7500	46730	0	0	485	0	54715	13.71
Orissa	78237	0	20	0	0	800	79057	98.96
Punjab	87920	0	495	1729	1165	5271	96580	91.03
Rajasthan	155613	0	355	966	187	1923	159044	97.84
Sikkim	16324	0	0	0	0	0	16324	100.00
Tamil Nadu	1451057	140	0	5	6365	560	1458127	99.52
Tripura	155896	0	0	0	0	0	155896	100.00
Utter Pradesh	711299	0	7471	900	718	5168	725556	98.03
West Bengal	92041	0	0	0	0	0	92041	100.00
A & N Islands	8912	0	0	0	0	0	8912	100.00
Chandigarh	84761	0	0	1266	949	850	87826	96.51
D & N Haveli	0	0	0	0	0	0	0	0.00
Daman & Diu	7638	0	0	0	0	0	7638	100.00
Delhi	0	0	0	0	0	0	0	0.00
Lakshadweep	151	0	0	0	0	0	151	100.00
Puducherry	2768	0	0	80	33	34	2915	94.96
INDIA	5349596	61610	105401	201562	138883	163035	6020087	88.86

* Estimated data

TABLE II - Recurring Income by Sources and by type of Educational Institutions
I. Directorate and Inspectorate

(Rupee in Thousands)

State/Union Territory	Centre/ State Govt.	UGC/ University	Local Bodies	Tution Fees	Hostel Fee/Other fees	Endowment & other	Total Rec.	% of Rec. from Govt. funds(central+state)to Recurring Income
1	2	3	4	5	6	7	8	9
Andhra Pradesh	237040	0	0	0	0	0	237040	100.00
Arunachal pradesh *	81609	0	0	0	0	0	81609	100.00
Assam *	229293	0	0	0	0	521	229814	99.77
Bihar *	1258395	0	0	0	0	36301	1294696	97.20
Goa	4880	0	0	0	0	0	4880	100.00
Gujarat	37461	0	0	0	0	0	37461	100.00
Haryana	367958	0	0	0	0	0	367958	100.00
Himachal Pradesh	127139	0	0	0	0	0	127139	100.00
Jammu & Kashmir	0	0	0	0	0	0	0	0.00
Karnataka	115059	0	0	0	0	0	115059	100.00
Kerala	387325	0	0	0	0	0	387325	100.00
Madhya Pradesh	862912	0	0	0	0	0	862912	100.00
Maharashtra	0	0	0	0	0	533652	533652	0.00
Manipur	248053	0	0	0	0	0	248053	100.00
Meghalaya	59578	0	0	0	0	0	59578	100.00
Mizoram	32230	0	2053	0	0	0	34283	94.01
Nagaland	10074	117152	0	0	0	0	127226	7.92
Orissa	49978	0	0	0	0	0	49978	100.00
Punjab *	1062636	0	0	0	1007	0	1063643	99.91
Rajasthan	164639	0	0	0	174	24337	189150	87.04
Sikkim *	70081	0	0	0	0	0	70081	100.00
Tamil Nadu	314786	0	0	0	0	0	314786	100.00
Tripura	168745	0	0	0	0	0	168745	100.00
Utter Pradesh	6183729	0	4043	0	0	77355	6265127	98.70
West Bengal *	293459	0	0	0	0	0	293459	100.00
A & N Islands	17476	0	0	0	0	0	17476	100.00
Chandigarh	0	0	0	0	0	0	0	0.00
D & N Haveli *	4206	0	0	0	0	0	4206	100.00
Daman & Diu	0	0	0	0	0	0	0	0.00
Delhi	0	0	0	0	0	0	0	0.00
Lakshadweep	2108	0	0	0	0	300	2408	87.54
Puducherry	36732	0	0	0	0	0	36732	100.00
INDIA	12427581	117152	6096	0	1181	672467	13224476	93.97

Estimated data

TABLE II - Recurring Income by Sources and by type of Educational Institutions
Grand Total - j(A to I)

(Rupee in Thousands)

State/Union Territory	Centre/ State Govt.	UGC/ University	Local Bodies	Tution Fees	Hostel Fee/Other fees	Endowment & other	Total Rec.	% of Rec. from Govt. funds(central+state)to Recurring Income
1	2	3	4	5	6	7	8	9
Anuhra Pradesh	20822405	0	814872	1219035	209940	546298	23612550	88.18
Arunachal pradesh	1047330	0	0	156	99	513	1048098	99.93
Assam	9901632	0	80511	10086	189527	450457	10632213	93.13
Bihar	22676064	0	272	5557	121523	74717	22878133	99.12
Goa	1417158	3221	4990	3713	17103	1875	1448061	97.87
Gujarat	22976357	14740	1598792	105798	238324	1158883	26092894	88.06
Haryana	12390405	0	30407	724451	489950	380373	14015586	88.40
Himachal Pradesh	5957920	0	5270	276540	114475	59333	6413537	92.90
Jammu & Kashmir	5389009	0	44909	6022	1315	90509	5531764	97.42
Karnataka	22117066	0	16961	1495459	363235	453726	24446447	90.47
Kerala	16364264	0	123491	467368	208861	437318	17601302	92.97
Madhya Pradesh	11931861	0	465738	224283	125110	624567	13371559	89.23
Maharashtra	44402417	0	12616135	1063374	448438	6820214	65350578	67.94
Manipur	2225951	0	0	142570	61682	158381	2588585	85.99
Meghalaya	1046023	0	0	21395	9468	45475	1122361	93.20
Mizoram	913809	0	32240	0	0	0	946049	96.59
Nagaland	894942	348224	0	155167	485	0	1398818	63.98
Orissa	5871720	0	39200	4624	0	28469	5944013	98.78
Punjab	14446733	0	55207	453308	538792	534928	16028968	90.13
Rajasthan	19721243	0	779874	404138	360379	6408446	27674080	71.26
Sikkim	1193185	0	0	0	0	0	1193185	100.00
Tamil Nadu	12035071	140	63193	618952	115359	28973	12861688	93.57
Tripura	2911806	0	201363	4156	2146	950	3120421	93.31
Utter Pradesh	45878708	0	1878708	428938	276135	479342	48941831	93.74
West Bengal	24734883	0	0	0	117178	1128	24853188	99.52
A & N Islands	642781	0	0	0	0	0	642781	100.00
Chandigarh	534985	0	158	4555	5526	16256	561480	95.28
D & N Haveli	88448	0	0	0	0	0	88448	100.00
Daman & Diu	85050	0	0	1210	76	10	86346	98.50
Delhi	5462173	0	1612518	4078689	4352648	253596	15759624	34.66
Lakshadweep	157739	0	0	0	0	300	158039	99.81
Puducherry	787487	0	0	145631	1826	35678	970621	81.13
INDIA	337026627	366325	20464808	12065173	8369600	19090713	397383247	84.81

* Estimated data

**TABLE III - Income (Non - Recurring) by Sources and by type of Institutions
A - Boards of Intermediate and/or Secondary Education**

(Rupee in Thousands)

State/union Territory	Centre/ State Govt.	UGC/ University	Local Bodies	Other Sources	Total Non-Rec.	% of Rec. from Govt. funds (central + state) to total Non-Rec. Income
1	2	3	4	5	6	7
Andhra Pradesh	0	0	0	0	0	0.00
Arunachal pradesh*	0	0	0	0	0	0.00
Assam*	8317	0	0	2783	11100	74.93
Bihar *	8708	0	0	0	8708	100.00
Goa	0	0	0	0	0	0.00
Gujarat	0	0	0	0	0	0.00
Haryana	0	0	0	1170	1170	0.00
Himachal Pradesh	0	0	0	126482	126482	0.00
Jammu & Kashmir	0	0	0	0	0	0.00
Karnataka	0	0	0	0	0	0.00
Kerala	0	0	0	0	0	0.00
Madhya Pradesh	0	0	0	0	0	0.00
Maharashtra	0	0	0	0	0	0.00
Manipur	0	0	0	9057	9057	0.00
Meghalaya	0	0	0	0	0	0.00
Mizoram	0	0	0	0	0	0.00
Nagaland	0	0	0	2315	2315	0.00
Orissa	28726	0	0	0	28726	100.00
Punjab	0	0	0	0	0	0.00
Rajasthan	0	0	0	0	0	0.00
Sikkim	0	0	0	0	0	0.00
Tamil Nadu	0	0	0	0	0	0.00
Tripura	32357	0	0	0	32357	100.00
Utter Pradesh	0	0	0	0	0	0.00
West Bengal*	63929	0	0	0	63929	100.00
A & N Islands	0	0	0	0	0	0.00
Chandigarh	0	0	0	0	0	0.00
D & N Haveli	0	0	0	0	0	0.00
Daman & Diu	0	0	0	0	0	0.00
Delhi*	0	0	0	0	0	0.00
Lakshadweep	0	0	0	0	0	0.00
Puducherry	0	0	0	0	0	0.00
INDIA	142036	0	0	141807	283843	50.04

Estimated Data

TABLE III - Income (Non - Recurring) by Sources and by type of Institutions
B -Intermediate/pre-Degree/Jr. Colleges

(Rupee in Thousands)

State/union Territory	Centre/ State Govt.	UGC/ University	Local Bodies	Other Sources	Total Non-Rec.	% of Rec. from Govt. funds (central+state) to total Non-Rec. Income
1	2	3	4	5	6	7
Andhra Pradesh	0	0	0	0	0	0.00
Arunachal pradesh	0	0	0	0	0	0.00
Assam *	1662	0	307	1617	3586	46.35
Bihar *	8708	0	0	0	8708	100.00
Goa	0	0	0	0	0	0.00
Gujarat	0	0	0	0	0	0.00
Haryana	0	0	0	0	0	0.00
Himachal Pradesh	0	0	0	0	0	0.00
Jammu & Kashmir	0	0	0	0	0	0.00
Karnataka	0	0	0	0	0	0.00
Kerala	0	0	0	0	0	0.00
Madhya Pradesh	0	0	0	0	0	0.00
Maharashtra	7400	0	1958	68802	78160	9.47
Manipur	0	0	0	0	0	0.00
Meghalaya	0	0	0	0	0	0.00
Mizoram	0	0	0	0	0	0.00
Nagaland	0	0	0	0	0	0.00
Orissa	28726	0	0	0	28726	100.00
Punjab	0	0	0	0	0	0.00
Rajasthan	0	0	0	0	0	0.00
Sikkim	0	0	0	0	0	0.00
Tamil Nadu	0	0	0	0	0	0.00
Tripura	0	0	0	0	0	0.00
Utter Pradesh	111247	0	8283	8500	128030	86.89
West Bengal	0	0	0	0	0	0.00
A & N Islands	0	0	0	0	0	0.00
Chandigarh	0	0	0	0	0	0.00
D & N Haveli	0	0	0	0	0	0.00
Daman & Diu	0	0	0	0	0	0.00
Delhi	0	0	0	0	0	0.00
Lakshadweep	1499	0	0	0	1499	100.00
Puducherry	23547	0	0	3000	26547	88.70
INDIA	182789	0	10548	81919	275256	66.41

Esimated Data

**TABLE III - Income (Non - Recurring) by Sources and by type of Institutions
C-Higher Secondary Schools(10+2 pattern)
(i)Higher Secondary Schools with Academic Streams**

(Rupee in Thousands)

State/union Territory	Centre/ State Govt.	UGC/ University	Local Bodies	Other Sources	Total Non-Rec.	% of Rec. from Govt. funds(central+state)to total Non-Rec. Income
1	2	3	4	5	6	7
Andhra Pradesh	2687	0	0	0	2687	100.00
Arunachal pradesh *	6934	0	0	0	6934	100.00
Assam *	16259	0	365	3656	20281	80.17
Bihar *	1612	0	0	1241	2852	56.50
Goa	179	0	0	940	1119	16.00
Gujarat	139606	0	18230	79825	237661	58.74
Haryana	43666	0	1551	51881	97098	44.97
Himachal Pradesh	4386	0	14	33467	37867	11.58
Jammu & Kashmir	47977	0	0	1871	49848	96.25
Karnataka	0	0	0	0	0	0.00
Kerala	29490	0	45794	43090	118374	24.91
Madhya Pradesh	22783	0	340	12854	35977	63.33
Maharashtra	281426	0	38039	398189	717654	39.21
Manipur	20013	0	0	17440	37453	53.43
Meghalaya	149	0	0	1866	2015	7.39
Mizoram	10420	0	352	0	10772	96.73
Nagaland	0	0	0	12699	12699	0.00
Orissa	0	0	0	0	0	0.00
Punjab *	7985	0	1692	718	10395	76.81
Rajasthan	34588	0	2208	7088	43884	78.82
Sikkim *	21175	0	0	0	21175	100.00
Tamil Nadu	0	0	0	0	0	0.00
Tripura	22629	0	0	0	22629	100.00
Utter Pradesh	0	0	0	0	0	0.00
West Bengal *	121311	0	0	0	121311	100.00
A & N Islands	50300	0	0	0	50300	100.00
Chandigarh	0	0	0	0	0	0.00
D & N Haveli *	5122	0	0	0	5122	100.00
Daman & Diu	0	0	0	0	0	0.00
Delhi *	10900	0	0	9067	19967	54.59
Lakshadweep	1924	0	0	0	1924	100.00
Puducherry	23547	0	0	3000	26547	88.70
INDIA	927068	0	108585	678893	1714545	54.07

Estimated Data

TABLE III - Income (Non - Recurring) by Sources and by type of Institutions
C-Higher Secondary Schools(10+2 pattern)
(ii) Higher Secondary Schools with vocational Streams

(Rupee in Thousands)

State/union Territory	Centre/ State Govt.	UGC/ University	Local Bodies	Other Sources	Total Non-Rec.	% of Rec. from Govt. funds(central+state) to total Non-Rec. Income
1	2	3	4	5	6	7
Andhra Pradesh	0	0	0	0	0	0.00
Arunachal Pradesh	0	0	0	0	0	0.00
Assam	0	0	0	0	0	0.00
Bihar	0	0	0	0	0	0.00
Goa	5141	0	3	106	5250	97.92
Gujarat	4340	0	0	1286	5626	77.14
Haryana	0	0	0	0	0	0.00
Himachal Pradesh	0	0	0	0	0	0.00
Jammu & Kashmir	0	0	0	0	0	0.00
Karnataka	0	0	0	0	0	0.00
Kerala	1243	0	1051	495	2789	44.57
Madhya Pradesh	0	0	0	0	0	0.00
Maharashtra	0	0	0	0	0	0.00
Manipur	0	0	0	0	0	0.00
Meghalaya	0	0	0	0	0	0.00
Mizoram	0	0	0	0	0	0.00
Nagaland	0	0	0	0	0	0.00
Orissa	0	0	0	0	0	0.00
Punjab	0	0	0	0	0	0.00
Rajasthan	0	0	0	0	0	0.00
Sikkim	0	0	0	0	0	0.00
Tamil Nadu	0	0	0	0	0	0.00
Tripura	0	0	0	0	0	0.00
Uttar Pradesh	0	0	0	0	0	0.00
West Bengal	0	0	0	0	0	0.00
A & N Islands	0	0	0	0	0	0.00
Chandigarh	0	0	0	0	0	0.00
D & N Haveli	0	0	0	0	0	0.00
Daman & Diu	0	0	0	0	0	0.00
Delhi	2218	0	0	0	2218	100.00
Lakshadweep	0	0	0	0	0	0.00
Puducherry	55	0	0	0	55	100.00
INDIA	12997	0	1054	1887	15938	81.55

* Estimated Data

TABLE III - Income (Non - Recurring) by Sources and by type of Institutions
C-Higher Secondary Schools(10+2 pattern)
(iii)Higher Secondary Schools with vocational and Academic Streams

(Rupee in Thousands)

State/union Territory	Centre/ State Govt.	UGC/ University	Local Bodies	Other Sources	Total Non-Rec.	% of Rec. from Govt. funds(central+state) to total Non-Rec. Income
1	2	4	6	7	8	9
Andhra Pradesh	0	0	0	0	0	0.00
Arunachal pradesh	0	0	0	0	0	0.00
Assam	0	0	0	0	0	0.00
Bihar	1656	0	0	0	1656	100.00
Goa	0	0	0	0	0	0.00
Gujarat	12271	0	698	13026	25995	47.21
Haryana	0	0	0	0	0	0.00
Himachal Pradesh	85	0	0	0	85	100.00
Jammu & Kashmir	0	0	0	0	0	0.00
Karnataka	0	0	0	0	0	0.00
Kerala	0	0	0	0	0	0.00
Madhya Pradesh	0	0	0	0	0	0.00
Maharashtra	0	0	0	0	0	0.00
Manipur	0	0	0	0	0	0.00
Meghalaya	0	0	0	0	0	0.00
Mizoram	0	0	0	0	0	0.00
Nagaland	0	0	0	0	0	0.00
Orissa	0	0	0	0	0	0.00
Punjab *	915	0	1184	0	2099	43.61
Rajasthan	0	0	0	0	0	0.00
Sikkim	0	0	0	0	0	0.00
Tamil Nadu	59650	0	475	40500	100625	59.28
Tripura	0	0	0	0	0	0.00
Utter Pradesh	0	0	0	0	0	0.00
West Bengal	0	0	0	0	0	0.00
A & N Islands	0	0	0	0	0	0.00
Chandigarh	0	0	0	0	0	0.00
D & N Haveli	0	0	0	0	0	0.00
Daman & Diu	0	0	0	0	0	0.00
Delhi	0	0	0	0	0	0.00
Lakshadweep	0	0	0	0	0	0.00
Puducherry	13630	0	0	0	13630	100.00
INDIA	88207	0	2357	53526	144090	61.22

Estimated Data

TABLE III - Income (Non - Recurring) by Sources and by type of Institutions
Total C (i to iii) (10+2 pattern)

(Rupee in Thousands)

State/union Territory	Centre/ State Govt.	UGC/ University	Local Bodies	Other Sources	Total Non-Rec.	% of Rec. from Govt. funds(central+state) to total Non-Rec. Income
1	2	4	6	7	8	9
Andhra Pradesh	2687	0	0	0	2687	100.00
Arunachal pradesh	6934	0	0	0	6934	100.00
Assam	16259	0	365	3656	20281	80.17
Bihar	3268	0	0	1241	4508	72.48
Goa	5320	0	3	1046	6369	83.53
Gujarat	156217	0	18928	94137	269282	58.01
Haryana	43666	0	1551	51881	97098	44.97
Himachal Pradesh	4471	0	14	33467	37952	11.78
Jammu & Kashmir	47977	0	0	1871	49848	96.25
Karnataka	0	0	0	0	0	0.00
Kerala	30733	0	46845	43585	121163	25.37
Madhya Pradesh	22783	0	340	12854	35977	63.33
Maharashtra	281426	0	38039	398189	717654	39.21
Manipur	20013	0	0	17440	37453	53.43
Meghalaya	149	0	0	1866	2015	7.39
Mizoram	10420	0	352	0	10772	96.73
Nagaland	0	0	0	12699	12699	0.00
Orissa	0	0	0	0	0	0.00
Punjab	8900	0	2875	718	12494	71.24
Rajasthan	34588	0	2208	7088	43884	78.82
Sikkim	21175	0	0	0	21175	100.00
Tamil Nadu	59650	0	475	40500	100625	59.28
Tripura	22629	0	0	0	22629	100.00
Utter Pradesh	0	0	0	0	0	0.00
West Bengal	121311	0	0	0	121311	100.00
A & N Islands	50300	0	0	0	50300	100.00
Chandigarh	0	0	0	0	0	0.00
D & N Haveli	5122	0	0	0	5122	100.00
Daman & Diu	0	0	0	0	0	0.00
Delhi	13118	0	0	9067	22185	59.13
Lakshadweep	1924	0	0	0	1924	100.00
Puducherry	37232	0	0	3000	40232	92.54
INDIA	1028271	0	111996	734306	1874573	54.85

* Estimated Data

TABLE III - Income (Non - Recurring) by Sources and by type of Institutions
D - High/post Basic Schools

(Rupee in Thousands)

State/union Territory	Centre/ State Govt.	UGC/ University	Local Bodies	Other Sources	Total Non-Rec.	% of Rec. from Govt. funds(central+state) to total Non-Rec. Income
1	2	3	4	5	6	7
Andhra Pradesh	22448	0	0	0	22448	100.00
Arunachal pradesh *	9187	0	0	0	9187	100.00
Assam *	24313	0	2009	16772	43094	56.42
Bihar	180495	0	83	1996	182574	98.86
Goa	3904	42	652	4885	9483	41.17
Gujarat	9489	0	9583	63319	82391	11.52
Haryana	9161	0	133	21136	30430	30.11
Himachal Pradesh	11035	0	0	7706	18741	58.88
Jammu & Kashmir	57262	0	0	1114	58376	98.09
Karnataka	70283	0	6071	882	77236	91.00
Kerala	44158	0	44305	41139	129602	34.07
Madhya Pradesh	8623	0	28	7499	16150	53.39
Maharashtra	420198	0	116171	2160306	2696675	15.58
Manipur	27770	0	0	58565	86335	32.17
Meghalaya	5748	0	0	2821	8569	67.08
Mizoram	0	0	0	0	0	0.00
Nagaland	0	0	0	61638	61638	0.00
Orissa	920993	0	0	69160	990153	93.02
Punjab *	12252	0	0	3265	15517	78.96
Rajasthan	11860	0	11	9772	21643	54.80
Sikkim	0	0	0	0	0	0.00
Tamil Nadu	36402	0	380	4700	41482	87.75
Tripura	19377	0	0	0	19377	100.00
Utter Pradesh	25453	0	632	4978	31063	81.94
West Bengal *	194014	0	0	0	194014	100.00
A & N Islands	18200	0	0	0	18200	100.00
Chandigarh	0	0	0	0	0	0.00
D & N Haveli *	5768	0	0	0	5768	100.00
Daman & Diu *	9	0	0	0	9	100.00
Delhi *	0	0	0	87405	87405	0.00
Lakshadweep	12000	0	0	0	12000	100.00
Puducherry	55924	0	0	1500	57424	97.39
INDIA	2216326	42	180058	2630557	5026983	44.09

Estimated Data

TABLE III - Income (Non - Recurring) by Sources and by type of Institutions
E - Middle/senior Basic Schools

(Rupee in Thousands)

State/union Territory	Centre/ State Govt.	UGC/ University	Local Bodies	Other Sources	Total Non-Rec.	% of Rec. from Govt. funds(central+state) to total Non-Rec. Income
1	2	3	4	5	6	7
Andhra Pradesh	30327	0	0	10817	41144	73.71
Arunachal pradesh *	58090	0	0	0	58090	100.00
Assam *	147376	0	84	3303	150763	97.75
Bihar	9685	0	0	655	10340	93.67
Goa	101	0	22	191	314	32.17
Gujarat *	741172	0	37586	25717	804475	92.13
Haryana	1486	0	374	784	2644	56.20
Himachal Pradesh	2148	0	0	394	2542	84.50
Jammu & Kashmir	62108	0	0	795	62903	98.74
Karnataka	120764	0	694	30252	151710	79.60
Kerala	35659	0	8321	8056	52036	68.53
Madhya Pradesh	7800	0	1624	8752	18176	42.91
Maharashtra	8429	0	14010	17424	39863	21.14
Manipur	1418	0	0	37317	38735	3.66
Meghalaya	1983	0	0	2809	4792	41.38
Mizoram	2460	0	0	0	2460	100.00
Nagaland	2901	0	0	1364	4265	68.02
Orissa	1912149	0	0	2488	1914637	99.87
Punjab *	4541	0	198	4287	9026	50.31
Rajasthan *	6051	0	0	3170	9221	65.62
Sikkim *	13097	0	0	0	13097	100.00
Tamil Nadu	0	0	0	0	0	0.00
Tripura	21524	0	0	0	21524	100.00
Utter Pradesh	100301	0	11247	15149	126697	79.17
West Bengal *	60733	0	8022	11067	79823	76.09
A & N Islands	23940	0	0	0	23940	100.00
Chandigarh	0	0	0	0	0	0.00
D & N Haveli *	23155	0	0	0	23155	100.00
Daman & Diu	0	0	0	0	0	0.00
Delhi *	2628	0	0	78338	80966	3.25
Lakshadweep	804	0	0	0	804	100.00
Puducherry	7750	0	0	860	8610	90.01
INDIA	3410580	0	82182	263989	3756750	90.79

* Estimated Data

TABLE III - Income (Non - Recurring) by Sources and by type of Institutions
F - Primary/Junior Basic Schools

(Rupee in Thousands)

State/union Territory	Centre/ State Govt.	UGC/ University	Local Bodies	Other Sources	Total Non-Rec.	% of Rec. from Govt. funds(central+state)to total Non-Rec. Income
1	2	3	4	5	6	7
Andhra Pradesh	42722	0	0	24529	67251	63.53
Arunachal pradesh *	60209	0	0	0	60209	100.00
Assam *	293910	0	8384	19239	321533	91.41
Bihar	8800	0	0	456	9256	95.07
Goa	1109	0	280	117	1506	73.64
Gujarat *	33273	0	8202	9258	50732	65.59
Haryana	14335	0	0	145	14480	99.00
Himachal Pradesh	4278	0	0	0	4278	100.00
Jammu & Kashmir	2836	0	0	1004	3840	73.85
Karnataka	205350	0	12	5474	210836	97.40
Kerala	22589	0	5996	27914	56499	39.98
Madhya Pradesh	11584	0	687	8925	21196	54.65
Maharashtra	5619	9340	11616	0	26575	21.14
Manipur	5699	0	0	13175	18874	30.19
Meghalaya	4658	0	0	695	5353	87.02
Mizoram	3652	0	0	0	3652	100.00
Nagaland	6200	0	0	0	6200	100.00
Orissa	7870480	0	0	125665	7996145	98.43
Punjab *	14931	0	0	1239	16170	92.34
Rajasthan *	217	0	0	377	594	36.48
Sikkim *	15960	0	0	0	15960	100.00
Tamil Nadu	0	0	0	0	0	0.00
Tripura	40370	0	0	0	40370	100.00
Utter Pradesh	365533	0	23460	3886	392879	93.04
West Bengal	0	0	0	0	0	0.00
A & N Islands	31350	0	0	0	31350	100.00
Chandigarh	0	0	0	0	0	0.00
D & N Haveli	0	0	0	0	0	0.00
Daman & Diu	0	0	0	0	0	0.00
Delhi	0	0	0	0	0	0.00
Lakshadweep	2082	0	0	0	2082	100.00
Puducherry	7700	0	0	1300	9000	85.56
INDIA	9075445	9340	58637	243398	9386820	96.68

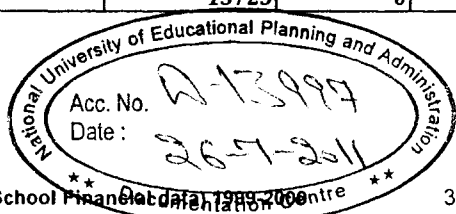
Estimated Data

TABLE III - Income (Non - Recurring) by Sources and by type of Institutions
G - Pre-primary/pre-Basic Schools

(Rupee in Thousands)

State/union Territory	Centre/ State Govt.	UGC/ University	Local Bodies	Other Sources	Total Non-Rec.	% of Rec. from Govt. funds (central+state) to total Non-Rec. Income
1	2	3	4	5	6	7
Andhra Pradesh	200	0	1	15	217	92.38
Arunachal pradesh *	169	0	0	0	169	100.00
Assam *	316	0	0	0	316	100.00
Bihar	0	0	0	0	0	0.00
Goa	0	0	0	0	0	0.00
Gujarat *	290	0	1454	1519	3264	8.90
Haryana	0	0	0	5	5	0.00
Himachal Pradesh	0	0	0	0	0	0.00
Jammu & Kashmir	0	0	0	0	0	0.00
Karnataka	0	0	0	0	0	0.00
Kerala	0	0	0	0	0	0.00
Madhya Pradesh *	241	0	0	370	611	39.46
Maharashtra	0	0	0	0	0	0.00
Manipur	0	0	0	0	0	0.00
Meghalaya *	770	0	0	0	770	100.00
Mizoram	0	0	0	0	0	0.00
Nagaland	0	0	0	0	0	0.00
Orissa	0	0	0	0	0	0.00
Punjab	0	0	0	0	0	0.00
Rajasthan *	113	0	0	0	113	100.00
Sikkim	0	0	0	0	0	0.00
Tamil Nadu	0	0	0	0	0	0.00
Tripura *	10362	0	0	0	10362	100.00
Utter Pradesh	8	0	0	58	66	12.12
West Bengal	0	0	0	0	0	0.00
A & N Islands	1710	0	0	0	1710	100.00
Chandigarh	0	0	0	0	0	0.00
D & N Haveli	0	0	0	0	0	0.00
Daman & Diu	0	0	0	0	0	0.00
Delhi	0	0	0	0	0	0.00
Lakshadweep	463	0	0	0	463	100.00
Puducherry	1080	0	0	420	1500	72.00
INDIA	15723	0	1455	2387	19565	80.36

* Estimated Data



**TABLE III - Income (Non - Recurring) by Sources and by type of Institutions
Total of Elementary Education (E,F,G)**

(Rupee in Thousands)

State/union Territory	Centre/ State Govt.	UGC/ University	Local Bodies	Other Sources	Total Non-Rec.	% of Rec. from Govt. funds(central+state) to total Non-Rec. Income
1	3	4	5	6	7	8
Andhra Pradesh	73249	0	1	35361	108612	67.44
Arunachal pradesh	118468	0	0	0	118468	100.00
Assam	441602	0	8468	22542	472612	93.44
Bihar	18485	0	0	1111	19596	94.33
Goa	1210	0	302	308	1820	66.48
Gujarat	774736	0	47242	36494	858471	90.25
Haryana	15821	0	374	934	17129	92.36
Himachal Pradesh	6426	0	0	394	6820	94.22
Jammu & Kashmir	64944	0	0	1799	66743	97.30
Karnataka	326114	0	706	35726	362546	89.95
Kerala	58248	0	14317	35970	108535	53.67
Madhya Pradesh	19625	0	2311	18047	39983	49.08
Maharashtra	14048	9340	25626	17424	66438	21.14
Manipur	7117	0	0	50492	57609	12.35
Meghalaya	7411	0	0	3504	10915	67.90
Mizoram	6112	0	0	0	6112	100.00
Nagaland	9101	0	0	1364	10465	86.97
Orissa	9782629	0	0	128153	9910782	98.71
Punjab	19472	0	198	5525	25196	77.28
Rajasthan	6381	0	0	3548	9929	64.27
Sikkim	29057	0	0	0	29057	100.00
Tamil Nadu	0	0	0	0	0	0.00
Tripura	72256	0	0	0	72256	100.00
Utter Pradesh	465842	0	34707	19093	519642	89.65
West Bengal	60733	0	8022	11067	79823	76.09
A & N Islands	57000	0	0	0	57000	100.00
Chandigarh	0	0	0	0	0	0.00
D & N Haveli	23155	0	0	0	23155	100.00
Daman & Diu	0	0	0	0	0	0.00
Delhi	2628	0	0	78338	80966	3.25
Lakshadweep	3349	0	0	0	3349	100.00
Puducherry	16530	0	0	2580	19110	86.50
INDIA	12501748	9340	142274	509773	13163135	94.98

Estimated Data

TABLE III - Income (Non - Recurring) by Sources and by type of Institutions
H- Institutions Imparting Instructions in Diploma/certificate: Schools Level (Below Matric Level)
(a) Agriculture & Forestry

(Rupee in Thousands)

State/union Territory	Centre/ State Govt.	UGC/ University	Local Bodies	Other Sources	Total Non-Rec.	% of Rec. from Govt. funds(central+state) to total Non-Rec. Income
1	2	3	4	5	6	7
Andhra Pradesh	0	0	0	0	0	0.00
Arunachal Pradesh	0	0	0	0	0	0.00
Assam	0	0	0	0	0	0.00
Bihar	0	0	0	0	0	0.00
Goa	0	0	0	0	0	0.00
Gujarat	80	31	0	95	206	38.83
Haryana	0	0	0	0	0	0.00
Himachal Pradesh	0	0	0	0	0	0.00
Jammu & Kashmir	0	0	0	0	0	0.00
Karnataka	0	0	0	0	0	0.00
Kerala	0	0	0	0	0	0.00
Madhya Pradesh	0	0	0	0	0	0.00
Maharashtra	0	0	0	0	0	0.00
Manipur	0	0	0	0	0	0.00
Meghalaya	0	0	0	0	0	0.00
Mizoram	0	0	0	0	0	0.00
Nagaland	0	0	0	0	0	0.00
Orissa	0	0	0	0	0	0.00
Punjab	0	0	0	0	0	0.00
Rajasthan	0	0	0	0	0	0.00
Sikkim	0	0	0	0	0	0.00
Tamil Nadu	0	0	0	0	0	0.00
Tripura	0	0	0	0	0	0.00
Utter Pradesh	0	0	0	0	0	0.00
West Bengal	0	0	0	0	0	0.00
A & N Islands	0	0	0	0	0	0.00
Chandigarh	0	0	0	0	0	0.00
D & N Haveli	0	0	0	0	0	0.00
Daman & Diu	0	0	0	0	0	0.00
Delhi	0	0	0	0	0	0.00
Lakshadweep	0	0	0	0	0	0.00
Puducherry	0	0	0	0	0	0.00
INDIA	80	31	0	95	206	38.83495146

* Estimated Data

TABLE III - Income (Non - Recurring) by Sources and by type of Institutions
H- Institutions Imparting Instructions in Diploma/certificate: Schools Level (Below Matric Level)
(b) Medicine(Nursing & Midwifery)

(Rupee in Thousands)

State/union Territory	Centre/ State Govt.	UGC/ University	Local Bodies	Other Sources	Total Non-Rec.	% of Rec. from Govt. funds(central+state) to total Non-Rec. Income
1	2	3	4	5	6	7
Andhra Pradesh	0	0	0	0	0	0.00
Arunachal pradesh	0	0	0	0	0	0.00
Assam	0	0	0	0	0	0.00
Bihar	18	0	0	0	18	100.00
Goa	0	0	0	0	0	0.00
Gujarat	0	0	0	-33	33	0.00
Haryana	0	0	0	0	0	0.00
Himachal Pradesh	0	0	0	0	0	0.00
Jammu & Kashmir	0	0	0	0	0	0.00
Karnataka	0	0	0	0	0	0.00
Kerala	0	0	0	4486	4486	0.00
Madhya Pradesh	0	0	0	0	0	0.00
Maharashtra	6			3336	3342	0.18
Manipur	0	0	0	0	0	0.00
Meghalaya	0	0	0	0	0	0.00
Mizoram	0	0	0	0	0	0.00
Nagaland	0	0	0	0	0	0.00
Orissa	0	0	0	0	0	0.00
Punjab	0	0	0	0	0	0.00
Rajasthan	0	0	0	0	0	0.00
Sikkim	0	0	0	0	0	0.00
Tamil Nadu	0	0	0	0	0	0.00
Tripura	0	0	0	0	0	0.00
Utter Pradesh	0	0	0	0	0	0.00
West Bengal	0	0	0	0	0	0.00
A & N Islands	0	0	0	0	0	0.00
Chandigarh	0	0	0	0	0	0.00
D & N Haveli	0	0	0	0	0	0.00
Daman & Diu	0	0	0	0	0	0.00
Delhi	0	0	0	0	0	0.00
Lakshadweep	0	0	0	0	0	0.00
Puducherry	0	0	0	0	0	0.00
INDIA	24	0	0	7855	7879	100

estimated Data

TABLE III - Income (Non - Recurring) by Sources and by type of Institutions
H- Institutions Imparting Instructions in Diploma/certificate: Schools Level (Below Matric Level)
(c)Teacher Training

(Rupee in Thousands)

State/union Territory	Centre/ State Govt.	UGC/ University	Local Bodies	Other Sources	Total Non-Rec.	% of Rec. from Govt. funds(central+state) to total Non-Rec. Income
1	2	3	4	5	6	7
Andhra Pradesh	0	0	0	0	0	0.00
Arunachal pradesh	0	0	0	0	0	0.00
Assam	0	0	0	0	0	0.00
Bihar	28	0	0	0	28	100.00
Goa	0	0	0	0	0	0.00
Gujarat	22	0	4	160	186	11.83
Haryana	0	0	0	0	0	0.00
Himachal Pradesh	1285	0	0	0	1285	100.00
Jammu & Kashmir	0	0	0	0	0	0.00
Karnataka	1879	0	0	0	1879	100.00
Kerala	1067	0	1447	735	3249	32.84
Madhya Pradesh	0	0	0	0	0	0.00
Maharashtra	7261	0	2414	10041	19716	36.83
Manipur	0	0	0	0	0	0.00
Meghalaya	464	0	0	0	464	100.00
Mizoram	422	0	0	0	422	100.00
Nagaland	0	0	0	0	0	0.00
Orissa	0	0	0	0	0	0.00
Punjab *	167	0	0	0	167	100.00
Rajasthan	0	0	0	0	0	0.00
Sikkim	1155	0	0	0	1155	100.00
Tamil Nadu	3550	0	0	1300	4850	73.20
Tripura *	189	0	0	0	189	100.00
Utter Pradesh	1867	0	0	65	1932	96.64
West Bengal *	9687	0	0	0	9687	100.00
A & N Islands	0	0	0	0	0	0.00
Chandigarh	0	0	0	0	0	0.00
D & N Haveli	0	0	0	0	0	0.00
Daman & Diu	0	0	0	0	0	0.00
Delhi	0	0	0	0	0	0.00
Lakshadweep	0	0	0	0	0	0.00
Puducherry	0	0	0	0	0	0.00
INDIA	29043	0	3865	12301	45209	64.24

* Estimated Data

TABLE III - Income (Non - Recurring) by Sources and by type of Institutions
H- Institutions Imparting Instructions in Diploma/certificate: Schools Level (Below Matric Level)
(d) Industrial/Arts & Crafts

(Rupee in Thousands)

State/union Territory	Centre/ State Govt.	UGC/ University	Local Bodies	Other Sources	Total Non-Rec.	% of Rec. from Govt. funds(central+state)to total Non-Rec. Income
1	2	3	4	5	6	7
Andhra Pradesh *	2335	0	0	0	2335	100.00
Arunachal pradesh	0	0	0	0	0	0.00
Assam *	1036	0	0	0	1036	100.00
Bihar	4564	0	0	0	4564	100.00
Goa	0	0	0	0	0	0.00
Gujarat	4893	0	0	4818	9711	50.39
Haryana *	9149	0	0	2588	11737	77.95
Himachal Pradesh	338	0	0	0	338	100.00
Jammu & Kashmir	0	0	0	0	0	0.00
Karnataka	0	0	0	0	0	0.00
Kerala *	3095	0	928	17070	21094	14.67
Madhya Pradesh	723	0	0	0	723	100.00
Maharashtra	0	0	0	0	0	0.00
Manipur	1281	0	0	0	1281	100.00
Meghalaya	0	0	0	0	0	0.00
Mizoram	0	0	0	0	0	0.00
Nagaland	0	0	0	0	0	0.00
Orissa	0	0	0	0	0	0.00
Punjab	0	0	0	0	0	0.00
Rajasthan	13331	0	0	158	13489	98.83
Sikkim	0	0	0	0	0	0.00
Tamil Nadu	275	0	0	0	275	100.00
Tripura	0	0	0	0	0	0.00
Utter Pradesh	756	0	0	0	756	100.00
West Bengal	0	0	0	0	0	0.00
A & N Islands	0	0	0	0	0	0.00
Chandigarh	200	0	0	0	200	100.00
D & N Haveli	0	0	0	0	0	0.00
Daman & Diu	0	0	0	0	0	0.00
Delhi	0	0	0	0	0	0.00
Lakshadweep	0	0	0	0	0	0.00
Puducherry	0	0	0	0	0	0.00
INDIA	41977	0	928	24634	67539	62.15

st:imated Data

TABLE III - Income (Non - Recurring) by Sources and by type of Institutions
H- Institutions Imparting Instructions in Diploma/certificate: Schools Level (Below Matric Level)
(e) Music & Fine Arts

(Rupee in Thousands)

State/union Territory	Centre/ State Govt.	UGC/ University	Local Bodies	Other Sources	Total Non-Rec.	% of Rec. from Govt. funds(central+state) to total Non-Rec. Income
1	2	3	4	5	6	7
Andhra Pradesh	0	0	0	0	0	0.00
Arunachal pradesh	0	0	0	0	0	0.00
Assam	24	0	0	73	97	25.00
Bihar	0	0	0	0	0	0.00
Goa	0	0	0	0	0	0.00
Gujarat	0	0	0	96	96	0.00
Haryana	0	0	0	0	0	0.00
Himachal Pradesh	0	0	0	0	0	0.00
Jammu & Kashmir	0	0	0	0	0	0.00
Karnataka	0	0	0	0	0	0.00
Kerala	0	0	0	436	436	0.00
Madhya Pradesh	0	0	0	0	0	0.00
Maharashtra	0	0	0	1094	1094	0.00
Manipur	0	0	0	0	0	0.00
Meghalaya	0	0	0	0	0	0.00
Mizoram	0	0	0	0	0	0.00
Nagaland	0	0	0	0	0	0.00
Orissa	70506	0	0	0	70506	100.00
Punjab	0	0	0	0	0	0.00
Rajasthan	0	0	0	0	0	0.00
Sikkim	0	0	0	0	0	0.00
Tamil Nadu	0	0	0	0	0	0.00
Tripura	0	0	0	0	0	0.00
Utter Pradesh	7	0	17	0	24	29.17
West Bengal	0	0	0	0	0	0.00
A & N Islands	0	0	0	0	0	0.00
Chandigarh	0	0	0	0	0	0.00
D & N Haveli	0	0	0	0	0	0.00
Daman & Diu	0	0	0	0	0	0.00
Delhi	0	0	0	0	0	0.00
Lakshadweep	0	0	0	0	0	0.00
Puducherry	0	0	0	0	0	0.00
INDIA	70537	0	17	1699	72253	97.63

*Estimated Data

TABLE III - Income (Non - Recurring) by Sources and by type of Institutions
H- Institutions Imparting Instructions in Diploma/certificate: Schools Level (Below Matric Level)
(i) For the Handicapped

(Rupee in Thousands)

State/union Territory	Centre/ State Govt.	UGC/ University	Local Bodies	Other Sources	Total Non-Rec.	% of Rec. from Govt. funds (central+state) to total Non-Rec. Income
1	2	3	4	5	6	7
Andhra Pradesh	185	0	0	0	185	100.00
Arunachal Pradesh	0	0	0	0	0	0.00
Assam *	454	0	0	0	454	100.00
Bihar	118	0	0	60	178	66.29
Goa	0	0	0	0	0	0.00
Gujarat	966	0	0	2287	3253	29.70
Haryana	0	0	0	0	0	0.00
Himachal Pradesh	0	0	0	0	0	0.00
Jammu & Kashmir	0	0	0	0	0	0.00
Karnataka	0	0	0	0	0	0.00
Kerala *	1862	0	405	2465	4732	39.35
Madhya Pradesh	0	0	0	0	0	0.00
Maharashtra	0	0	0	0	0	0.00
Manipur	918	0	0	0	918	100.00
Meghalaya	0	0	0	0	0	0.00
Mizoram	0	0	0	0	0	0.00
Nagaland	0	0	0	0	0	0.00
Orissa	0	0	0	0	0	0.00
Punjab *	607	0	0	0	607	100.00
Rajasthan	0	0	0	0	0	0.00
Sikkim	0	0	0	0	0	0.00
Tamil Nadu	53000	0	0	0	53000	100.00
Tripura *	735	0	0	0	735	100.00
Utter Pradesh	14	0	12	0	26	53.85
West Bengal	0	0	0	0	0	0.00
A & N Islands	0	0	0	0	0	0.00
Chandigarh	0	0	0	0	0	0.00
D & N Haveli	0	0	0	0	0	0.00
Daman & Diu	0	0	0	0	0	0.00
Delhi	0	0	0	0	0	0.00
Lakshadweep	0	0	0	0	0	0.00
Puducherry	0	0	0	0	0	0.00
INDIA	58860	0	417	4812	64089	91.84

* Estimated Data

TABLE III - Income (Non - Recurring) by Sources and by type of Institutions
H- Institutions Imparting Instructions in Diploma/certificate: Schools Level (Below Matric Level)
(g)Reformatory/Certified

(Rupee in Thousands)

State/union Territory	Centre/ State Govt.	UGC/ University	Local Bodies	Other Sources	Total Non-Rec.	% of Rec. from Govt. funds(central+state) to total Non-Rec. Income
1	2	3	4	5	6	7
Andhra Pradesh	0	0	0	0	0	0.00
Arunachal pradesh	0	0	0	0	0	0.00
Assam	0	0	0	0	0	0.00
Bihar	0	0	0	0	0	0.00
Goa	0	0	0	0	0	0.00
Gujarat	0	0	0	0	0	0.00
Haryana	0	0	0	0	0	0.00
Himachal Pradesh	0	0	0	0	0	0.00
Jammu & Kashmir	0	0	0	0	0	0.00
Karnataka	0	0	0	0	0	0.00
Kerala	209	0	0	0	209	100.00
Madhya Pradesh	0	0	0	0	0	0.00
Maharashtra	0	0	0	0	0	0.00
Manipur	0	0	0	0	0	0.00
Meghalaya	0	0	0	0	0	0.00
Mizoram	0	0	0	0	0	0.00
Nagaland	0	0	0	0	0	0.00
Orissa	0	0	0	0	0	0.00
Punjab	0	0	0	0	0	0.00
Rajasthan	0	0	0	0	0	0.00
Sikkim	0	0	0	0	0	0.00
Tamil Nadu	0	0	0	0	0	0.00
Tripura	0	0	0	0	0	0.00
Utter Pradesh	0	0	0	0	0	0.00
West Bengal	0	0	0	0	0	0.00
A & N Islands	0	0	0	0	0	0.00
Chandigarh	0	0	0	0	0	0.00
D & N Haveli	0	0	0	0	0	0.00
Daman & Diu	0	0	0	0	0	0.00
Delhi	0	0	0	0	0	0.00
Lakshadweep	0	0	0	0	0	0.00
Puducherry	0	0	0	0	0	0.00
INDIA	209	0	0	0	209	100

* Estimated Data

TABLE III - Income (Non - Recurring) by Sources and by type of Institutions
H- Institutions Imparting Instructions in Diploma/certificate: Schools Level (Below Matric Level)
(h)Oriental Studies

(Rupee in Thousands)

State/union Territory	Centre/ State Govt.	UGC/ University	Local Bodies	Other Sources	Total Non-Rec.	% of Rec. from Govt. funds(central+state)to total Non-Rec. Income
1	2	4	6	7	8	9
Andhra Pradesh	1703	0	0	0	1703	100.00
Arunachal pradesh	0	0	0	0	0	0.00
Assam *	3078	0	0	94	3171	97.05
Bihar	335	0	0	0	335	100.00
Goa	0	0	0	0	0	0.00
Gujarat	484	0	0	1381	1865	25.95
Haryana	0	0	0	0	0	0.00
Himachal Pradesh	0	0	0	0	0	0.00
Jammu & Kashmir	0	0	0	0	0	0.00
Karnataka	9	0	0	0	9	100.00
Kerala	0	0	0	0	0	0.00
Madhya Pradesh	930	0	0	10	940	98.94
Maharashtra	61	0	0	17	78	78.21
Manipur	0	0	0	0	0	0.00
Meghalaya	0	0	0	0	0	0.00
Mizoram	0	0	0	0	0	0.00
Nagaland	0	0	0	0	0	0.00
Orissa	0	0	0	0	0	0.00
Punjab	0	0	0	0	0	0.00
Rajasthan	0	0	0	0	0	0.00
Sikkim	0	0	0	0	0	0.00
Tamil Nadu	8	0	0	0	8	100.00
Tripura	0	0	0	0	0	0.00
Utter Pradesh	4133	0	505	298	4936	83.73
West Bengal *	14535	0	0	0	14535	100.00
A & N Islands	0	0	0	0	0	0.00
Chandigarh	0	0	0	0	0	0.00
D & N Haveli	0	0	0	0	0	0.00
Daman & Diu	0	0	0	0	0	0.00
Delhi	0	0	0	0	0	0.00
Lakshadweep	0	0	0	0	0	0.00
Puducherry	0	0	0	0	0	0.00
INDIA	25276	0	505	1800	27581	91.64

estimated Data

TABLE III - Income (Non - Recurring) by Sources and by type of Institutions
H- Institutions Imparting Instructions in Diploma/certificate: Schools Level (Below Matric Level)
(i) Social (Adults) Education

(Rupee in Thousands)

State/union Territory	Centre/ State Govt.	UGC/ University	Local Bodies	Other Sources	Total Non-Rec.	% of Rec. from Govt. funds(central+state) to total Non-Rec. Income
1	2	4	6	7	8	9
Andhra Pradesh	0	0	0	0	0	0.00
Arunachal pradesh *	568	0	0	0	568	100.00
Assam	0	0	0	0	0	0.00
Bihar	0	0	0	0	0	0.00
Goa	0	0	0	0	0	0.00
Gujarat	0	0	0	0	0	0.00
Haryana	0	0	0	0	0	0.00
Himachal Pradesh	0	0	0	0	0	0.00
Jammu & Kashmir	0	0	0	0	0	0.00
Karnataka	0	0	0	0	0	0.00
Kerala	0	0	0	0	0	0.00
Madhya Pradesh	0	0	0	0	0	0.00
Maharashtra	0	0	0	87	87	0.00
Manipur	0	0	0	0	0	0.00
Meghalaya	0	0	0	0	0	0.00
Mizoram	0	0	0	0	0	0.00
Nagaland	0	0	0	0	0	0.00
Orissa	143	0	0	0	143	100.00
Punjab	0	0	0	0	0	0.00
Rajasthan	0	0	0	0	0	0.00
Sikkim *	3597	0	0	0	3597	100.00
Tamil Nadu	0	0	0	0	0	0.00
Tripura *	809	0	0	0	809	100.00
Utter Pradesh	106516	0	0	0	106516	100.00
West Bengal	0	0	0	0	0	0.00
A & N Islands	0	0	0	0	0	0.00
Chandigarh	0	0	0	0	0	0.00
D & N Haveli	0	0	0	0	0	0.00
Daman & Diu	0	0	0	0	0	0.00
Delhi	0	0	0	0	0	0.00
Lakshadweep	0	0	0	0	0	0.00
Puducherry	0	0	0	0	0	0.00
INDIA	111632	0	0	87	111719	99.92

* Estimated Data

TABLE III - Income (Non - Recurring) by Sources and by type of Institutions

(j) Others

H- Institutions Imparting Instructions in Diploma/certificate: Schools Level (Below Matric Level)

(Rupee in Thousands)

State/union Territory	Centre/ State Govt.	UGC/ University	Local Bodies	Other Sources	Total Non-Rec.	% of Rec. from Govt. funds(central+state) to total Non-Rec. Income
1	2	4	6	7	8	9
Andhra Pradesh	0	0	0	0	0	0.00
Arunachal pradesh	0	0	0	0	0	0.00
Assam *	1547	0	0	87	1634	94.68
Bihar	0	0	0	0	0	0.00
Goa *	4742	0	0	0	4742	100.00
Gujarat	99	0	0	64	163	60.74
Haryana *	0	61138	13764	0	74902	0.00
Himachal Pradesh	0	0	0	0	0	0.00
Jammu & Kashmir	0	0	0	0	0	0.00
Karnataka	0	0	0	0	0	0.00
Kerala	0	0	0	0	0	0.00
Madhya Pradesh	174	0	0	274	448	38.84
Maharashtra *	2785	0	0	120	2905	95.87
Manipur	168	0	0	94	262	64.12
Meghalaya	0	0	0	0	0	0.00
Mizoram	0	0	0	0	0	0.00
Nagaland	0	0	0	3826	3826	0.00
Orissa *	47372	0	0	0	47372	100.00
Punjab	0	0	0	0	0	0.00
Rajasthan	0	0	0	0	0	0.00
Sikkim	0	0	0	0	0	0.00
Tamil Nadu	0	0	0	0	0	0.00
Tripura	0	0	0	0	0	0.00
Utter Pradesh	1064202	0	0	0	1064202	100.00
West Bengal	0	0	0	0	0	0.00
A & N Islands	0	0	0	0	0	0.00
Chandigarh	0	0	0	0	0	0.00
D & N Haveli	0	0	0	0	0	0.00
Daman & Diu	0	0	0	0	0	0.00
Delhi	0	0	0	0	0	0.00
Lakshadweep	0	0	0	0	0	0.00
Puducherry	0	0	0	5720	5720	0.00
INDIA	1121088	61138	13764	10185	1206176	92.95

—
estimated Data

TABLE III - Income (Non - Recurring) by Sources and by type of Institutions

Total (a to j)

H- Institutions Imparting Instructions in Diploma/certificate: Schools Level (Below Matric Level)

(Rupee in Thousands)

State/union Territory	Centre/ State Govt.	UGC/ University	Local Bodies	Other Sources	Total Non-Rec.	% of Rec. from Govt. funds(central+state) to total Non-Rec. Income
1	2	4	6	7	8	9
Andhra Pradesh	4223	0	0	0	4223	100.00
Arunachal Pradesh	568	0	0	0	568	100.00
Assam	6139	0	0	253	6392	96.04
Bihar	5063	0	0	60	5123	98.83
Goa	4742	0	0	0	4742	100.00
Gujarat	6544	31	4	8934	15513	42.18
Haryana	9149	61138	13764	2588	86639	10.56
Himachal Pradesh	1623	0	0	0	1623	100.00
Jammu & Kashmir	0	0	0	0	0	0.00
Karnataka	1888	0	0	0	1888	100.00
Kerala	6234	0	2780	25192	34206	18.22
Madhya Pradesh	1827	0	0	284	2111	86.55
Maharashtra	10113	0	2414	14695	27222	37.15
Manipur	2367	0	0	94	2461	96.18
Meghalaya	464	0	0	0	464	100.00
Mizoram	422	0	0	0	422	100.00
Nagaland	0	0	0	3826	3826	0.00
Orissa	118021	0	0	0	118021	100.00
Punjab	774	0	0	0	774	100.00
Rajasthan	13331	0	0	158	13489	98.83
Sikkim	4752	0	0	0	4752	100.00
Tamil Nadu	56833	0	0	1300	58133	97.76
Tripura	1733	0	0	0	1733	100.00
Utter Pradesh	1177495	0	534	363	1178392	99.92
West Bengal	24222	0	0	0	24222	100.00
A & N Islands	0	0	0	0	0	0.00
Chandigarh	200	0	0	0	200	100.00
D & N Haveli	0	0	0	0	0	0.00
Daman & Diu	0	0	0	0	0	0.00
Delhi	0	0	0	0	0	0.00
Lakshadweep	0	0	0	0	0	0.00
Puducherry	0	0	0	5720	5720	0.00
INDIA	1458726	61169	19497	63467	1602859	91.01

* Estimated Data

TABLE III - Income (Non - Recurring) by Sources and by type of Institutions
I. Directorate and Inspectorate

(Rupee in Thousands)

State/union Territory	Centre/ State Govt.	UGC/ University	Local Bodies	Other Sources	Total Non-Rec.	% of Rec. from Govt. funds(central+state)to total Non-Rec. Income
1	2	4	6	7	8	9
Andhra Pradesh	0	0	0	0	0	0.00
Arunachal pradesh *	5139	0	0	0	5139	100.00
Assam *	14750	0	0	594	15344	96.13
Bihar *	29101	0	0	6587	35687	81.54
Goa	0	0	0	0	0	0.00
Gujarat	0	0	0	0	0	0.00
Haryana	0	0	0	0	0	0.00
Himachal Pradesh	0	0	0	0	0	0.00
Jammu & Kashmir	0	0	0	0	0	0.00
Karnataka	10500	0	0	0	10500	100.00
Kerala	0	0	0	0	0	0.00
Madhya Pradesh	0	0	0	0	0	0.00
Maharashtra	0	0	0	0	0	0.00
Manipur	9792	0	0	0	9792	100.00
Meghalaya	0	0	0	0	0	0.00
Mizoram	0	0	0	0	0	0.00
Nagaland	0	0	0	0	0	0.00
Orissa	240478	0	0	0	240478	100.00
Punjab	0	0	0	0	0	0.00
Rajasthan	0	0	0	0	0	0.00
Sikkim	0	0	0	0	0	0.00
Tamil Nadu	0	0	0	0	0	0.00
Tripura	11269	0	0	0	11269	100.00
Utter Pradesh	4104965	0	618	769	4106352	99.97
West Bengal	0	0	0	0	0	0.00
A & N Islands	0	0	0	0	0	0.00
Chandigarh	0	0	0	0	0	0.00
D & N Haveli *	660	0	0	0	660	100.00
Daman & Diu	0	0	0	0	0	0.00
Delhi	0	0	0	0	0	0.00
Lakshadweep	329	0	0	0	329	100.00
Puducherry	890	0	0	0	890	100.00
INDIA	4427873	0	618	7950	4436440	99.81

estimated Data

**TABLE III - Income (Non - Recurring) by Sources and by type of Institutions
Grand Total - J(A to I)**

(Rupee in Thousands)

State/union Territory	Centre/ State Govt.	UGC/ University	Local Bodies	Other Sources	Total Non-Rec.	% of Rec. from Govt. funds(central+state) to total Non-Rec. Income
1	2	4	6	7	8	9
Andhra Pradesh	102607	0	1	35361	137970	74.37
Arunachal pradesh	140296	0	0	0	140296	100.00
Assam	513042	0	11149	48217	572408	89.63
Bihar	253826	0	83	10995	264904	95.82
Goa	15176	42	957	6239	22414	67.71
Gujarat	946986	31	75757	202884	1225657	77.26
Haryana	77797	61138	15822	77710	232467	33.47
Himachal Pradesh	23555	0	14	168049	191618	12.29
Jammu & Kashmir	170183	0	0	4784	174967	97.27
Karnataka	408785	0	6777	36608	452170	90.41
Kerala	139373	0	108247	145886	393506	35.42
Madhya Pradesh	52858	0	2679	38684	94221	56.10
Maharashtra	733185	9340	184208	2659416	3586149	20.44
Manipur	67059	0	0	135648	202707	33.08
Meghalaya	13772	0	0	8191	21963	62.71
Mizoram	16954	0	352	0	17306	97.97
Nagaland	9101	0	0	81842	90943	10.01
Orissa	11119573	0	0	197313	11316886	98.26
Punjab	41399	0	3073	9508	53980	76.69
Rajasthan	66160	0	2219	20566	88945	74.38
Sikkim	54984	0	0	0	54984	100.00
Tamil Nadu	152885	0	855	46500	200240	76.35
Tripura	159620	0	0	0	159620	100.00
Utter Pradesh	5885002	0	44774	33703	5963479	98.68
West Bengal	464209	0	8022	11067	483298	96.05
A & N Islands	125500	0	0	0	125500	100.00
Chandigarh	200	0	0	0	200	100.00
D & N Haveli	34705	0	0	0	34705	100.00
Daman & Diu	9	0	0	0	9	100.00
Delhi	15745	0	0	174810	190555	8.26
Lakshadweep	19101	0	0	0	19101	100.00
Puducherry	134123	0	0	15800	149923	89.46
INDIA	21957769	70551	464990	4169780	26663089	82.35

* Estimated Data

TABLE IV - TOTAL INCOME (RECURRING & NON-RECURRING) BY TYPE OF INSTITUTIONS

A - Boards of Intermediate and/or Secondary Education

(Rupee in Thousands)

State/Union Territory	RECURRING	NON-REC.	TOTAL	% OF REC. INCOME (COL. 2) TO TOTAL INCOME (COL. 4)
1	2	3	4	5
Andhra Pradesh	201906	0	201906	100.00
Arunachal Pradesh	0	0	0	0.00
Assam	375111	11100	386211	97.13
Bihar	615370	8708	624077	98.60
Goa	11518	0	11518	100.00
Gujarat	346626	0	346626	100.00
Haryana	245753	1170	246923	99.53
Himachal Pradesh	61867	126482	188349	32.85
Jammu & Kashmir	22582	0	22582	100.00
Karnataka	138217	0	138217	100.00
Kerala	125817	0	125817	100.00
Madhya Pradesh	356003	0	356003	100.00
Maharashtra	868027	0	868027	100.00
Manipur	27172	9057	36229	75.00
Meghalaya	28249	0	28249	100.00
Mizoram	0	0	0	0.00
Nagaland	8025	2315	10340	77.61
Orissa	152460	28726	181186	84.15
Punjab	532712	0	532712	100.00
Rajasthan	151170	0	151170	100.00
Sikkim	0	0	0	0.00
Tamil Nadu	0	0	0	0.00
Tripura	10922	32357	43279	25.24
Utter Pradesh	306185	0	306185	100.00
West Bengal	192986	63929	256915	75.12
A & N Islands	0	0	0	0.00
Chandigarh	0	0	0	0.00
D & N Haveli	0	0	0	0.00
Daman & Diu	0	0	0	0.00
Delhi	0	0	0	0.00
Lakshadweep	0	0	0	0.00
Puducherry	0	0	0	0.00
INDIA	4778680	283843	5062523	94.39

TABLE IV - TOTAL INCOME (RECURRING & NON-RECURRING) BY TYPE OF INSTITUTIONS
B - Intermediate/pre-Degree/Jr. Colleges

(Rupee in Thousands)

State/Union Territory	RECURRING	NON-REC.	TOTAL	% OF REC. INCOME (COL. 2) TO TOTAL INCOME (COL. 4)
1	2	3	4	5
Andhra Pradesh	0	0	0	0.00
Arunachal Pradesh	0	0	0	—
Assam	11626	3586	15212	—
Bihar	0	8708	8708	0.00
Goa	0	0	0	0.00
Gujarat	0	0	0	0.00
Haryana	0	0	0	0.00
Himachal Pradesh	0	0	0	0.00
Jammu & Kashmir	0	0	0	0.00
Karnataka	0	0	0	0.00
Kerala	0	0	0	0.00
Madhya Pradesh	0	0	0	0.00
Maharashtra	1834026	78160	1912186	95.91
Manipur	0	0	0	0.00
Meghalaya	0	0	0	0.00
Mizoram	0	0	0	0.00
Nagaland	0	0	0	0.00
Orissa	152460	28726	181186	84.15
Punjab	0	0	0	0.00
Rajasthan	0	0	0	0.00
Sikkim	0	0	0	0.00
Tamil Nadu	0	0	0	0.00
Tripura	0	0	0	0.00
Utter Pradesh	10332116	128030	10460146	98.78
West Bengal	0	0	0	0.00
A & N Islands	0	0	0	0.00
Chandigarh	0	0	0	0.00
D & N Haveli	0	0	0	0.00
Daman & Diu	0	0	0	0.00
Delhi	0	0	0	0.00
Lakshadweep	19418	1499	20917	92.83
Puducherry	3973	26547	30520	13.02
INDIA	12353620	275256	12628875	97.82

TABLE IV - TOTAL INCOME (RECURRING & NON-RECURRING) BY TYPE OF INSTITUTIONS
C-Higher Secondary Schools(10+2 pattern)
(i) Higher Secondary Schools with Academic Streams

(Rupee in Thousands)

State/Union Territory	RECURRING	NON-REC.	TOTAL	% OF REC. INCOME (COL. 2) TO TOTAL INCOME (COL. 4)
1	2	3	4	5
Andhra Pradesh	703146	2687	705833	99.62
Arunachal Pradesh	190089	6934	197023	96.48
Assam	1317888	20281	1338169	98.48
Bihar	599251	2852	602103	99.53
Goa	91466	1119	92585	98.79
Gujarat	5326925	237661	5564586	95.73
Haryana	3915511	97098	4012609	97.58
Himachal Pradesh	1780823	37867	1818690	97.92
Jammu & Kashmir	1185265	49848	1235113	95.96
Karnataka	0	0	0	0.00
Kerala	1118849	118374	1237223	90.43
Madhya Pradesh	3344191	35977	3380168	98.94
Maharashtra	13586571	717654	14304225	94.98
Manipur	296232	37453	333685	88.78
Meghalaya	56685	2015	58700	96.57
Mizoram	232798	10772	243570	95.58
Nagaland	37129	12699	49828	74.51
Orissa	0	0	0	0.00
Punjab	2746999	10395	2757394	99.62
Rajasthan	5866054	43884	5909938	99.26
Sikkim	349074	21175	370249	94.28
Tamil Nadu	0	0	0	0.00
Tripura	789117	22629	811746	97.21
Utter Pradesh	0	0	0	0.00
West Bengal	1506750	121311	1628062	92.55
A & N Islands	168394	50300	218694	77.00
Chandigarh	246707	0	246707	100.00
D & N Haveli	9571	5122	14693	65.14
Daman & Diu	5814	0	5814	100.00
Delhi	7920735	19967	7940702	99.75
Lakshadweep	0	1924	1924	0.00
Puducherry	113173	26547	139720	81.00
INDIA	53505207	1714545	55219753	96.90

TABLE IV - TOTAL INCOME (RECURRING & NON-RECURRING) BY TYPE OF INSTITUTIONS
C-Higher Secondary Schools(10+2 pattern)
(ii)Higher Secondary Schools with Vocational Streams

(Rupee in Thousands)

State/Union Territory	RECURRING	NON-REC.	TOTAL	% OF REC. INCOME (COL. 2) TO TOTAL INCOME (COL. 4)
1	2	3	4	5
Andhra Pradesh	0	0	0	0.00
Arunachal Pradesh	0	0	0	0.00
Assam	0	0	0	0.00
Bihar	0	0	0	0.00
Goa	146156	5250	151406	96.53
Gujarat	163289	5626	168915	96.67
Haryana	1210429	0	1210429	100.00
Himachal Pradesh	0	0	0	0.00
Jammu & Kashmir	0	0	0	0.00
Karnataka	0	0	0	0.00
Kerala	338761	2789	341550	99.18
Madhya Pradesh	0	0	0	0.00
Maharashtra	0	0	0	0.00
Manipur	0	0	0	0.00
Meghalaya	0	0	0	0.00
Mizoram	0	0	0	0.00
Nagaland	0	0	0	0.00
Orissa	0	0	0	0.00
Punjab	0	0	0	0.00
Rajasthan	0	0	0	0.00
Sikkim	0	0	0	0.00
Tamil Nadu	0	0	0	0.00
Tripura	0	0	0	0.00
Utter Pradesh	0	0	0	0.00
West Bengal	0	0	0	0.00
A & N Islands	0	0	0	0.00
Chandigarh	0	0	0	0.00
D & N Haveli	0	0	0	0.00
Daman & Diu	0	0	0	0.00
Delhi	2923973	2218	2926190	99.92
Lakshadweep	0	0	0	0.00
Puducherry	3523	55	3578	98.46
INDIA	4786131	15938	4802068	99.67

TABLE IV - TOTAL INCOME (RECURRING & NON-RECURRING) BY TYPE OF INSTITUTIONS

C-Higher Secondary Schools(10+2 pattern)

(iii)Higher Secondary Schools with Vocational and Academic Streams

(Rupee in Thousands)

State/Union Territory	RECURRING	NON-REC.	TOTAL	% OF REC. INCOME (COL. 2) TO TOTAL INCOME (COL. 4)
1	2	3	4	5
Andhra Pradesh	0	0	0	0.00
Arunachal Pradesh	0	0	0	0.00
Assam	0	0	0	0.00
Bihar	0	1656	1656	0.00
Goa	0	0	0	0.00
Gujarat	493628	25995	519623	95.00
Haryana	0	0	0	0.00
Himachal Pradesh	110232	85	110317	99.92
Jammu & Kashmir	0	0	0	0.00
Karnataka	0	0	0	0.00
Kerala	0	0	0	0.00
Madhya Pradesh	0	0	0	0.00
Maharashtra	0	0	0	0.00
Manipur	0	0	0	0.00
Meghalaya	0	0	0	0.00
Mizoram	0	0	0	0.00
Nagaland	0	0	0	0.00
Orissa	0	0	0	0.00
Punjab	1806784	2099	1808883	99.88
Rajasthan	21155	0	21155	100.00
Sikkim	0	0	0	0.00
Tamil Nadu	5209601	100625	5310226	98.11
Tripura	0	0	0	0.00
Utter Pradesh	0	0	0	0.00
West Bengal	0	0	0	0.00
A & N Islands	0	0	0	0.00
Chandigarh	0	0	0	0.00
D & N Haveli	0	0	0	0.00
Daman & Diu	0	0	0	0.00
Delhi	0	0	0	0.00
Lakshadweep	0	0	0	0.00
Puducherry	152992	13630	166622	91.82
INDIA	7794392	144090	7938482	98.18

TABLE IV - TOTAL INCOME (RECURRING & NON-RECURRING) BY TYPE OF INSTITUTIONS
Total C (i to iii) (10+2 pattern)

(Rupee in Thousands)

State/Union Territory	RECURRING	NON-REC.	TOTAL	% OF REC. INCOME (COL. 2) TO TOTAL INCOME (COL. 4)
1	2	3	4	5
Andhra Pradesh	703146	2687	705833	99.62
Arunachal Pradesh	190089	6934	197023	96.48
Assam	1317888	20281	1338169	98.48
Bihar	599251	4508	603759	99.25
Goa	237622	6369	243991	97.39
Gujarat	5983842	269282	6253124	95.69
Haryana	5125940	97098	5223038	98.14
Himachal Pradesh	1891055	37952	1929007	98.03
Jammu & Kashmir	1185265	49848	1235113	95.96
Karnataka	0	0	0	0.00
Kerala	1457610	121163	1578773	92.33
Madhya Pradesh	3344191	35977	3380168	98.94
Maharashtra	13586571	717654	14304225	94.98
Manipur	296232	37453	333685	88.78
Meghalaya	56685	2015	58700	96.57
Mizoram	232798	10772	243570	95.58
Nagaland	37129	12699	49828	74.51
Orissa	0	0	0	0.00
Punjab	4553783	12494	4566277	99.73
Rajasthan	5887209	43884	5931093	99.26
Sikkim	349074	21175	370249	94.28
Tamil Nadu	5209601	100625	5310226	98.11
Tripura	789117	22629	811746	97.21
Utter Pradesh	0	0	0	0.00
West Bengal	1506750	121311	1628062	92.55
A & N Islands	168394	50300	218694	77.00
Chandigarh	246707	0	246707	100.00
D & N Haveli	9571	5122	14693	65.14
Daman & Diu	5814	0	5814	100.00
Delhi	10844708	22185	10866892	99.80
Lakshadweep	0	1924	1924	0.00
Puducherry	269688	40232	309920	87.02
INDIA	66085730	1874573	67960303	97.24

TABLE IV - TOTAL INCOME (RECURRING & NON-RECURRING) BY TYPE OF INSTITUTIONS
D - High/post Basic Schools

(Rupee in Thousands)

State/Union Territory	RECURRING	NON-REC.	TOTAL	% OF REC. INCOME (COL. 2) TO TOTAL INCOME (COL. 4)
1	2	3	4	5
Andhra Pradesh	9166000	22448	9188448	99.76
Arunachal Pradesh	174869	9187	184056	95.01
Assam	1717103	43094	1760197	97.55
Bihar	4891124	182574	5073698	96.40
Goa	797404	9483	806887	98.82
Gujarat	4008628	82391	4091019	97.99
Haryana	3827941	30430	3858371	99.21
Himachal Pradesh	1243666	18741	1262407	98.52
Jammu & Kashmir	1514719	58376	1573095	96.29
Karnataka	8083976	77236	8161212	99.05
Kerala	8097990	129602	8227592	98.42
Madhya Pradesh	3119195	16150	3135345	99.48
Maharashtra	19524054	2696675	22220729	87.86
Manipur	721468	86335	807803	89.31
Meghalaya	55873	8569	64442	86.70
Mizoram	0	0	0	0.00
Nagaland	318565	61638	380203	83.79
Orissa	3588565	990153	4578718	78.37
Punjab	3547697	15517	3563214	99.56
Rajasthan	4807123	21643	4828766	99.55
Sikkim	0	0	0	0.00
Tamil Nadu	5879174	41482	5920656	99.30
Tripura	740881	19377	760258	97.45
Utter Pradesh	2767133	31063	2798196	98.89
West Bengal	11348796	194014	11542809	98.32
A & N Islands	76514	18200	94714	80.78
Chandigarh	163511	0	163511	100.00
D & N Haveli	2736	5768	8504	32.17
Daman & Diu	11141	9	11150	99.92
Delhi	2937325	87405	3024729	97.11
Lakshadweep	45403	12000	57403	79.10
Puducherry	284560	57424	341984	83.21
INDIA	103463133	5026983	108490116	95.37

TABLE IV - TOTAL INCOME (RECURRING & NON-RECURRING) BY TYPE OF INSTITUTIONS
E - Middle/senior Basic Schools

(Rupee in Thousands)

State/Union Territory	RECURRING	NON-REC.	TOTAL	% OF REC. INCOME (COL. 2) TO TOTAL INCOME (COL. 4)
1	2	3	4	5
Andhra Pradesh	3948864	41144	3990008	98.97
Arunachal Pradesh	252049	58090	310138	81.27
Assam	2977095	150763	3127858	95.18
Bihar	7227103	10340	7237443	99.86
Goa	43520	314	43834	99.28
Gujarat	11137379	804475	11941854	93.26
Haryana	552591	2644	555235	99.52
Himachal Pradesh	642126	2542	644668	99.61
Jammu & Kashmir	1372807	62903	1435710	95.62
Karnataka	11230398	151710	11382108	98.67
Kerala	4275689	52036	4327725	98.80
Madhya Pradesh	3894116	18176	3912292	99.54
Maharashtra	17068627	39863	17108490	99.77
Manipur	570735	38735	609470	93.64
Meghalaya	183535	4792	188327	97.46
Mizoram	286200	2460	288660	99.15
Nagaland	323792	4265	328057	98.70
Orissa	207899	1914637	2122536	9.79
Punjab	1494633	9026	1503658	99.40
Rajasthan	4444947	9221	4454168	99.79
Sikkim	224045	13097	237141	94.48
Tamil Nadu	0	0	0	0.00
Tripura	517402	21524	538926	96.01
Utter Pradesh	6321375	126697	6448072	98.04
West Bengal	1283829	79823	1363651	94.15
A & N Islands	107730	23940	— 131670	81.82
Chandigarh	33329	0	33329	100.00
D & N Haveli	55165	23155	78320	70.44
Daman & Diu	20596	0	20596	100.00
Delhi	557709	80966	638674	87.32
Lakshadweep	21765	804	22569	96.44
Puducherry	171169	8610	179779	95.21
INDIA	81448218	3756750	85204968	95.59

TABLE IV - TOTAL INCOME (RECURRING & NON-RECURRING) BY TYPE OF INSTITUTIONS

F - Primary/Junior Basic Schools

(Rupee in Thousands)

State/Union Territory	RECURRING	NON-REC.	TOTAL	% OF REC. INCOME (COL. 2) TO TOTAL INCOME (COL. 4)
1	2	3	4	5
Andhra Pradesh	9115535	67251	9182786	99.27
Arunachal Pradesh	326156	60209	386364	84.42
Assam	3937186	321533	4258719	92.45
Bihar	8059311	9256	8068567	99.89
Goa	340238	1506	341744	99.56
Gujarat	3921647	50732	3972379	98.72
Haryana	3641734	14480	3656214	99.60
Himachal Pradesh	2341543	4278	2345821	99.82
Jammu & Kashmir	1434295	3840	1438135	99.73
Karnataka	4174510	210836	4385346	95.19
Kerala	2705863	56499	2762362	97.95
Madhya Pradesh	1572100	21196	1593296	98.67
Maharashtra	11379085	26575	11405660	99.77
Manipur	697704	18874	716578	97.37
Meghalaya	704065	5353	709418	99.25
Mizoram	356000	3652	359652	98.98
Nagaland	529366	6200	535566	98.84
Orissa	1713594	7996145	9709739	17.65
Punjab	4739189	16170	4755359	99.66
Rajasthan	9568329	594	9568923	99.99
Sikkim	468707	15960	484667	96.71
Tamil Nadu	0	0	0	0.00
Tripura	609484	40370	649854	93.79
Utter Pradesh	22217749	392879	22610628	98.26
West Bengal	10135326	0	10135326	100.00
A & N Islands	256325	31350	287675	89.10
Chandigarh	30107	0	30107	100.00
D & N Haveli	16770	0	16770	100.00
Daman & Diu	41157	0	41157	100.00
Delhi	1667666	0	1667666	100.00
Lakshadweep	56361	2082	58443	96.44
Puducherry	190438	9000	199438	95.49
INDIA	106947539	9386820	116334359	91.93

TABLE IV - TOTAL INCOME (RECURRING & NON-RECURRING) BY TYPE OF INSTITUTIONS
G - Pre-primary/pre-Basic Schools

(Rupee in Thousands)

State/Union Territory	RECURRING	NON-REC.	TOTAL	% OF REC. INCOME (COL. 2) TO TOTAL INCOME (COL. 4)
1	2	3	4	5
Andhra Pradesh	2803	217	3020	92.83
Arunachal Pradesh	15363	169	15532	98.91
Assam	9321	316	9637	96.72
Bihar	146	0	146	100.00
Goa	0	0	0	0.00
Gujarat	189897	3264	193161	98.31
Haryana	4194	5	4199	99.88
Himachal Pradesh	816	0	816	100.00
Jammu & Kashmir	0	0	0	0.00
Karnataka	321860	0	321860	100.00
Kerala	52551	0	52551	100.00
Madhya Pradesh	12997	611	13608	95.51
Maharashtra	0	0	0	0.00
Manipur	422	0	422	100.00
Meghalaya	711	770	1481	48.01
Mizoram	0	0	0	0.00
Nagaland	0	0	0	0.00
Orissa	0	0	0	0.00
Punjab	730	0	730	100.00
Rajasthan	2467108	113	2467221	100.00
Sikkim	64955	0	64955	100.00
Tamil Nadu	0	0	0	0.00
Tripura	127974	10362	138336	92.51
Utter Pradesh	6589	66	6655	99.01
West Bengal	0	0	0	0.00
A & N Islands	7430	1710	9140	81.29
Chandigarh	0	0	0	0.00
D & N Haveli	0	0	0	0.00
Daman & Diu	0	0	0	0.00
Delhi	0	0	0	0.00
Lakshadweep	12533	463	12996	96.44
Puducherry	11146	1500	12646	88.14
INDIA	3309546	19565	3329111	99.41

TABLE IV - TOTAL INCOME (RECURRING & NON-RECURRING) BY TYPE OF INSTITUTIONS
Total of Elementary Education(E,F,G)

(Rupee in Thousands)

State/Union Territory	RECURRING	NON-REC.	TOTAL	% OF REC. INCOME (COL. 2) TO TOTAL INCOME (COL. 4)
1	2	3	4	5
Andhra Pradesh	13067202	108612	13175814	99.18
Arunachal Pradesh	593567	118468	712034	83.36
Assam	6923602	472612	7396214	93.61
Bihar	15286560	19596	15306156	99.87
Goa	383758	1820	385578	99.53
Gujarat	15248924	858471	16107395	94.67
Haryana	4198519	17129	4215648	99.59
Himachal Pradesh	2984485	6820	2991305	99.77
Jammu & Kashmir	2807102	66743	2873845	97.68
Karnataka	15726768	362546	16089314	97.75
Kerala	7034103	108535	7142638	98.48
Madhya Pradesh	5479213	39983	5519196	99.28
Maharashtra	28447712	66438	28514150	99.77
Manipur	1268861	57609	1326470	95.66
Meghalaya	888311	10915	899226	98.79
Mizoram	642200	6112	648312	99.06
Nagaland	853158	10465	863623	98.79
Orissa	1921493	9910782	11832275	16.24
Punjab	6234553	25196	6259748	99.60
Rajasthan	16480384	9929	16490312	99.94
Sikkim	757706	29057	786763	96.31
Tamil Nadu	0	0	0	0.00
Tripura	1254860	72256	1327116	94.56
Utter Pradesh	28545713	519642	29065355	98.21
West Bengal	11419155	79823	11498978	99.31
A & N Islands	371485	57000	428485	86.70
Chandigarh	63436	0	63436	100.00
D & N Haveli	71935	23155	95090	75.65
Daman & Diu	61753	0	61753	100.00
Delhi	1977592	80966	2058558	96.07
Lakshadweep	90659	3349	94008	96.44
Puducherry	372753	19110	391863	95.12
INDIA	191457521	13163135	204620656	93.57

TABLE IV - TOTAL INCOME (RECURRING & NON-RECURRING) BY TYPE OF INSTITUTIONS**H- Institutions Imparting Instructions in Diploma/certificate : School Level (Below Matric Level)****(a) Agriculture & Forestry****(Rupee in Thousands)**

State/Union Territory	RECURRING	NON-REC.	TOTAL	% OF REC. INCOME (COL. 2) TO TOTAL INCOME (COL. 4)
1	2	3	4	5
Andhra Pradesh	0	0	0	0.00
Arunachal Pradesh	0	0	0	0.00
Assam	0	0	0	0.00
Bihar	0	0	0	0.00
Goa	0	0	0	0.00
Gujarat	23319	206	23525	99.12
Haryana	0	0	0	0.00
Himachal Pradesh	0	0	0	0.00
Jammu & Kashmir	0	0	0	0.00
Karnataka	0	0	0	0.00
Kerala	0	0	0	0.00
Madhya Pradesh	0	0	0	0.00
Maharashtra	49059	0	49059	100.00
Manipur	0	0	0	0.00
Meghalaya	0	0	0	0.00
Mizoram	0	0	0	0.00
Nagaland	0	0	0	0.00
Orissa	0	0	0	0.00
Punjab	0	0	0	0.00
Rajasthan	1282	0	1282	100.00
Sikkim	0	0	0	0.00
Tamil Nadu	0	0	0	0.00
Tripura	0	0	0	0.00
Utter Pradesh	0	0	0	0.00
West Bengal	0	0	0	0.00
A & N Islands	0	0	0	0.00
Chandigarh	33329	0	33329	100.00
D & N Haveli	0	0	0	0.00
Daman & Diu	0	0	0	0.00
Delhi	0	0	0	0.00
Lakshadweep	0	0	0	0.00
Puducherry	0	0	0	0.00
INDIA	106989	206	107195	99.81

TABLE IV - TOTAL INCOME (RECURRING & NON-RECURRING) BY TYPE OF INSTITUTIONS
H- Institutions Imparting Instructions in Diploma/certificate : School Level (Below Matric Level)
(b) Medicine (Nursing & Midwifery)

(Rupee in Thousands)

State/Union Territory	RECURRING	NON-REC.	TOTAL	% OF REC. INCOME (COL. 2) TO TOTAL INCOME (COL. 4)
1	2	3	4	5
Andhra Pradesh	0	0	0	0.00
Arunachal Pradesh	0	0	0	0.00
Assam	2041	0	2041	100.00
Bihar	6957	18	6975	99.74
Goa	0	0	0	0.00
Gujarat	7026	33	7059	99.53
Haryana	0	0	0	0.00
Himachal Pradesh	0	0	0	0.00
Jammu & Kashmir	0	0	0	0.00
Karnataka	0	0	0	0.00
Kerala	49852	4486	54338	91.74
Madhya Pradesh	701	0	701	100.00
Maharashtra	104163	3342	107505	96.89
Manipur	0	0	0	0.00
Meghalaya	0	0	0	0.00
Mizoram	0	0	0	0.00
Nagaland	0	0	0	0.00
Orissa	0	0	0	0.00
Punjab	0	0	0	0.00
Rajasthan	0	0	0	0.00
Sikkim	0	0	0	0.00
Tamil Nadu	0	0	0	0.00
Tripura	0	0	0	0.00
Utter Pradesh	0	0	0	0.00
West Bengal	0	0	0	0.00
A & N Islands	0	0	0	0.00
Chandigarh	30107	0	30107	100.00
D & N Haveli	0	0	0	0.00
Daman & Diu	0	0	0	0.00
Delhi	0	0	0	0.00
Lakshadweep	0	0	0	0.00
Puducherry	0	0	0	0.00
INDIA	200847	7879	208726	96.23

TABLE IV - TOTAL INCOME (RECURRING & NON-RECURRING) BY TYPE OF INSTITUTIONS
H- Institutions Imparting Instructions in Diploma/certificate : School Level (Below Matric Level)
(c)Teacher Training

(Rupee in Thousands)

State/Union Territory	RECURRING	NON-REC.	TOTAL	% OF REC. INCOME (COL. 2) TO TOTAL INCOME (COL. 4)
1	2	3	4	5
Andhra Pradesh	0	0	0	0.00
Arunachal Pradesh	0	0	0	0.00
Assam	0	0	0	0.00
Bihar	30950	28	30978	99.91
Goa	0	0	0	0.00
Gujarat	4284	186	4470	95.84
Haryana	18196	0	18196	100.00
Himachal Pradesh	41633	1285	42918	97.01
Jammu & Kashmir	0	0	0	0.00
Karnataka	234470	1879	236349	99.20
Kerala	111896	3249	115145	97.18
Madhya Pradesh	52760	0	52760	100.00
Maharashtra	385809	19716	405525	95.14
Manipur	1283	0	1283	100.00
Meghalaya	20589	464	21053	97.80
Mizoram	9328	422	9750	95.67
Nagaland	0	0	0	0.00
Orissa	58869	0	58869	100.00
Punjab	58577	167	58744	99.72
Rajasthan	0	0	0	0.00
Sikkim	0	1155	1155	0.00
Tamil Nadu	334	4850	5184	6.44
Tripura	2060	189	2250	91.59
Utter Pradesh	173777	1932	175709	98.90
West Bengal	92041	9687	101728	90.48
A & N Islands	0	0	0	0.00
Chandigarh	0	0	0	0.00
D & N Haveli	0	0	0	0.00
Daman & Diu	0	0	0	0.00
Delhi	0	0	0	0.00
Lakshadweep	0	0	0	0.00
Puducherry	0	0	0	0.00
INDIA	1296857	45209	1342066	96.63

TABLE IV - TOTAL INCOME (RECURRING & NON-RECURRING) BY TYPE OF INSTITUTIONS
H- Institutions Imparting Instructions in Diploma/certificate : School Level (Below Matric Level)
(d) Industrial/Arts & Crafts

(Rupee in Thousands)

State/Union Territory	RECURRING	NON-REC.	TOTAL	% OF REC. INCOME (COL. 2) TO TOTAL INCOME (COL. 4)
1	2	3	4	5
Andhra Pradesh	0	2335	2335	0.00
Arunachal Pradesh	0	0	0	0.00
Assam	10057	1036	11094	90.66
Bihar	35971	4564	40535	88.74
Goa	4435	0	4435	100.00
Gujarat	280494	9711	290205	96.65
Haryana	231278	11737	243015	95.17
Himachal Pradesh	49549	338	49887	99.32
Jammu & Kashmir	2096	0	2096	100.00
Karnataka	4	0	4	100.00
Kerala	265623	21094	286716	92.64
Madhya Pradesh	48742	723	49465	98.54
Maharashtra	3890	0	3890	100.00
Manipur	7778	1281	9059	85.86
Meghalaya	13076	0	13076	100.00
Mizoram	0	0	0	0.00
Nagaland	13798	0	13798	100.00
Orissa	0	0	0	0.00
Punjab	29439	0	29439	100.00
Rajasthan	93694	13489	107183	87.41
Sikkim	7271	0	7271	100.00
Tamil Nadu	2637	275	2912	90.56
Tripura	0	0	0	0.00
Utter Pradesh	14365	756	15121	95.00
West Bengal	0	0	0	0.00
A & N Islands	6193	0	6193	100.00
Chandigarh	22804	200	23004	99.13
D & N Haveli	0	0	0	0.00
Daman & Diu	7638	0	7638	100.00
Delhi	0	0	0	0.00
Lakshadweep	0	0	0	0.00
Puducherry	147	0	147	100.00
INDIA	1150979	67539	1218518	94.46

TABLE IV - TOTAL INCOME (RECURRING & NON-RECURRING) BY TYPE OF INSTITUTIONS
H- Institutions Imparting Instructions in Diploma/certificate : School Level (Below Matric Level)
(e) Music & Fine Arts

(Rupee in Thousands)

State/Union Territory	RECURRING	NON-REC.	TOTAL	% OF REC. INCOME (COL. 2) TO TOTAL INCOME (COL. 4)
1	2	3	4	5
Andhra Pradesh	0	0	0	0.00
Arunachal Pradesh	0	0	0	0.00
Assam	1432	97	1529	93.67
Bihar	0	0	0	0.00
Goa	3273	0	3273	100.00
Gujarat	1141	96	1237	92.24
Haryana	0	0	0	0.00
Himachal Pradesh	0	0	0	0.00
Jammu & Kashmir	0	0	0	0.00
Karnataka	0	0	0	0.00
Kerala	2880	436	3316	86.85
Madhya Pradesh	1370	0	1370	100.00
Maharashtra	7142	1094	8236	86.72
Manipur	0	0	0	0.00
Meghalaya	0	0	0	0.00
Mizoram	0	0	0	0.00
Nagaland	0	0	0	0.00
Orissa	734	70506	71240	1.03
Punjab	0	0	0	0.00
Rajasthan	7522	0	7522	100.00
Sikkim	0	0	0	0.00
Tamil Nadu	1245	0	1245	100.00
Tripura	0	0	0	0.00
Utter Pradesh	1058	24	1082	97.78
West Bengal	0	0	0	0.00
A & N Islands	0	0	0	0.00
Chandigarh	0	0	0	0.00
D & N Haveli	0	0	0	0.00
Daman & Diu	0	0	0	0.00
Delhi	0	0	0	0.00
Lakshadweep	0	0	0	0.00
Puducherry	0	0	0	0.00
INDIA	27797	72253	100050	27.78

TABLE IV - TOTAL INCOME (RECURRING & NON-RECURRING) BY TYPE OF INSTITUTIONS
H- Institutions Imparting Instructions in Diploma/certificate : School Level (Below Matric Level)
(f) For the Handicapped

(Rupee in Thousands)

State/Union Territory	RECURRING	NON-REC.	TOTAL	% OF REC. INCOME (COL. 2) TO TOTAL INCOME (COL. 4)
1	2	3	4	5
Andhra Pradesh	73111	185	73296	99.75
Arunachal Pradesh	0	0	0	0.00
Assam	8566	454	9020	94.96
Bihar	11490	178	11668	98.47
Goa	0	0	0	0.00
Gujarat	115184	3253	118437	97.25
Haryana	0	0	0	0.00
Himachal Pradesh	3186	0	3186	100.00
Jammu & Kashmir	0	0	0	0.00
Karnataka	0	0	0	0.00
Kerala	57269	4732	62002	92.37
Madhya Pradesh	1621	0	1621	100.00
Maharashtra	0	0	0	0.00
Manipur	3930	918	4848	81.06
Meghalaya	0	0	0	0.00
Mizoram	0	0	0	0.00
Nagaland	0	0	0	0.00
Orissa	0	0	0	0.00
Punjab	7422	607	8029	92.44
Rajasthan	4271	0	4271	100.00
Sikkim	0	0	0	0.00
Tamil Nadu	2890	53000	55890	5.17
Tripura	0	735	735	0.00
Utter Pradesh	7987	26	8013	99.68
West Bengal	0	0	0	0.00
A & N Islands	0	0	0	0.00
Chandigarh	0	0	0	0.00
D & N Haveli	0	0	0	0.00
Daman & Diu	0	0	0	0.00
Delhi	0	0	0	0.00
Lakshadweep	0	0	0	0.00
Puducherry	2768	0	2768	100.00
INDIA	299695	64089	363783	82.38

TABLE IV - TOTAL INCOME (RECURRING & NON-RECURRING) BY TYPE OF INSTITUTIONS
H- Institutions Imparting Instructions in Diploma/certificate : School Level (Below Matric Level)
(g) Reformatory/certified

(Rupee in Thousands)

State/Union Territory	RECURRING	NON-REC.	TOTAL	% OF REC. INCOME (COL. 2) TO TOTAL INCOME (COL. 4)
1	2	3	4	5
Andhra Pradesh	17838	0	17838	100.00
Arunachal Pradesh	0	0	0	0.00
Assam	328	0	328	100.00
Bihar	0	0	0	0.00
Goa	0	0	0	0.00
Gujarat	15593	0	15593	100.00
Haryana	0	0	0	0.00
Himachal Pradesh	0	0	0	0.00
Jammu & Kashmir	0	0	0	0.00
Karnataka	0	0	0	0.00
Kerala	10937	209	11146	98.12
Madhya Pradesh	10379	0	10379	100.00
Maharashtra	0	0	0	0.00
Manipur	0	0	0	0.00
Meghalaya	0	0	0	0.00
Mizoram	0	0	0	0.00
Nagaland	0	0	0	0.00
Orissa	0	0	0	0.00
Punjab	1142	0	1142	100.00
Rajasthan	0	0	0	0.00
Sikkim	0	0	0	0.00
Tamil Nadu	1223635	0	1223635	100.00
Tripura	0	0	0	0.00
Utter Pradesh	0	0	0	0.00
West Bengal	0	0	0	0.00
A & N Islands	0	0	0	0.00
Chandigarh	0	0	0	0.00
D & N Haveli	0	0	0	0.00
Daman & Diu	0	0	0	0.00
Delhi	0	0	0	0.00
Lakshadweep	0	0	0	0.00
Puducherry	0	0	0	0.00
INDIA	1279852	209	1280061	99.98

TABLE IV - TOTAL INCOME (RECURRING & NON-RECURRING) BY TYPE OF INSTITUTIONS
H- Institutions Imparting Instructions in Diploma/certificate : School Level (Below Matric Level)
(h) Oriental Studies

(Rupee in Thousands)

State/Union Territory	RECURRING	NON-REC.	TOTAL	% OF REC. INCOME (COL. 2) TO TOTAL INCOME (COL. 4)
1	2	3	4	5
Andhra Pradesh	146307	1703	148010	98.85
Arunachal Pradesh	0	0	0	0.00
Assam	26967	3171	30138	89.48
Bihar	105612	335	105947	99.68
Goa	0	0	0	0.00
Gujarat	16593	1865	18458	89.90
Haryana	0	0	0	0.00
Himachal Pradesh	754	0	754	100.00
Jammu & Kashmir	0	0	0	0.00
Karnataka	147953	9	147962	99.99
Kerala	0	0	0	0.00
Madhya Pradesh	8010	940	8950	89.50
Maharashtra	3587	78	3665	97.87
Manipur	115	0	115	100.00
Meghalaya	0	0	0	0.00
Mizoram	0	0	0	0.00
Nagaland	0	0	0	0.00
Orissa	3801	0	3801	100.00
Punjab	0	0	0	0.00
Rajasthan	0	0	0	0.00
Sikkim	0	0	0	0.00
Tamil Nadu	12216	8	12224	99.93
Tripura	4720	0	4720	100.00
Utter Pradesh	58144	4936	63080	92.18
West Bengal	0	14535	14535	0.00
A & N Islands	0	0	0	0.00
Chandigarh	0	0	0	0.00
D & N Haveli	0	0	0	0.00
Daman & Diu	0	0	0	0.00
Delhi	0	0	0	0.00
Lakshadweep	0	0	0	0.00
Puducherry	0	0	0	0.00
INDIA	534778	27581	562359	95.10

TABLE IV - TOTAL INCOME (RECURRING & NON-RECURRING) BY TYPE OF INSTITUTIONS
H- Institutions Imparting Instructions in Diploma/certificate : School Level (Below Matric Level)
(I) Social (Adult) Education

(Rupee in Thousands)

State/Union Territory	RECURRING	NON-REC.	TOTAL	% OF REC. INCOME (COL. 2) TO TOTAL INCOME (COL. 4)
1	2	3	4	5
Andhra Pradesh	0	0	0	0.00
Arunachal Pradesh	7196	568	7764	92.69
Assam	0	0	0	0.00
Bihar	0	0	0	0.00
Goa	5170	0	5170	100.00
Gujarat	0	0	0	0.00
Haryana	0	0	0	0.00
Himachal Pradesh	7099	0	7099	100.00
Jammu & Kashmir	0	0	0	0.00
Karnataka	0	0	0	0.00
Kerala	0	0	0	0.00
Madhya Pradesh	52563	0	52563	100.00
Maharashtra	0	87	87	0.00
Manipur	11928	0	11928	100.00
Meghalaya	0	0	0	0.00
Mizoram	27440	0	27440	100.00
Nagaland	0	0	0	0.00
Orissa	15653	143	15796	99.09
Punjab	0	0	0	0.00
Rajasthan	52275	0	52275	100.00
Sikkim	165	3597	3762	4.39
Tamil Nadu	215170	0	215170	100.00
Tripura	149116	809	149925	99.46
Utter Pradesh	12178	106516	118694	10.26
West Bengal	0	0	0	0.00
A & N Islands	2719	0	2719	100.00
Chandigarh	0	0	0	0.00
D & N Haveli	0	0	0	0.00
Daman & Diu	0	0	0	0.00
Delhi	0	0	0	0.00
Lakshadweep	151	0	151	100.00
Puducherry	0	0	0	0.00
INDIA	558824	111719	670543	83.34

TABLE IV - TOTAL INCOME (RECURRING & NON-RECURRING) BY TYPE OF INSTITUTIONS
H- Institutions Imparting Instructions in Diploma/certificate : School Level (Below Matric Level)
(j) Others

(Rupee in Thousands)

State/Union Territory	RECURRING	NON-REC.	TOTAL	% OF REC. INCOME (COL. 2) TO TOTAL INCOME (COL. 4)
1	2	3	4	5
Andhra Pradesh	0	0	0	0.00
Arunachal Pradesh	0	0	0	0.00
Assam	7678	1634	9312	82.46
Bihar	153	0	153	100.00
Goa	0	4742	4742	0.00
Gujarat	3779	163	3942	95.87
Haryana	0	74902	74902	0.00
Himachal Pradesh	3105	0	3105	100.00
Jammu & Kashmir	0	0	0	0.00
Karnataka	0	0	0	0.00
Kerala	0	0	0	0.00
Madhya Pradesh	33899	448	34347	98.70
Maharashtra	2886	2905	5791	49.83
Manipur	1764	262	2026	87.07
Meghalaya	0	0	0	0.00
Mizoram	0	0	0	0.00
Nagaland	40917	3826	44743	91.45
Orissa	0	47372	47372	0.00
Punjab	0	0	0	0.00
Rajasthan	0	0	0	0.00
Sikkim	8888	0	8888	100.00
Tamil Nadu	0	0	0	0.00
Tripura	0	0	0	0.00
Utter Pradesh	458047	1064202	1522249	30.09
West Bengal	0	0	0	0.00
A & N Islands	0	0	0	0.00
Chandigarh	1586	0	1586	100.00
D & N Haveli	0	0	0	0.00
Daman & Diu	0	0	0	0.00
Delhi	0	0	0	0.00
Lakshadweep	0	0	0	0.00
Puducherry	0	5720	5720	0.00
INDIA	562702	1206176	1768878	31.81

TABLE IV - TOTAL INCOME (RECURRING & NON-RECURRING) BY TYPE OF INSTITUTIONS
H- Institutions Imparting Instructions in Diploma/certificate : School Level (Below Matric Level)
Total (a to j)

(Rupee in Thousands)

State/Union Territory	RECURRING	NON-REC.	TOTAL	% OF REC. INCOME (COL. 2) TO TOTAL INCOME (COL. 4)
1	2	3	4	5
Andhra Pradesh	237256	4223	241479	98.25
Arunachal Pradesh	7964	568	8532	93.35
Assam	57068	6392	63460	89.93
Bihar	191133	5123	196256	97.39
Goa	12878	4742	17620	73.09
Gujarat	467413	15513	482926	96.79
Haryana	249475	86639	336114	74.22
Himachal Pradesh	105326	1623	106949	98.48
Jammu & Kashmir	2096	0	2096	100.00
Karnataka	382427	1888	384315	99.51
Kerala	498457	34206	532663	93.58
Madhya Pradesh	210045	2111	212156	99.00
Maharashtra	556536	27222	583758	95.34
Manipur	26798	2461	29259	91.59
Meghalaya	33665	464	34129	98.64
Mizoram	36768	422	37190	98.87
Nagaland	54715	3826	58541	93.46
Orissa	79057	118021	197078	40.11
Punjab	96580	774	97354	99.20
Rajasthan	159044	13489	172533	92.18
Sikkim	16324	4752	21076	77.45
Tamil Nadu	1458127	58133	1516260	96.17
Tripura	155896	1733	157629	98.90
Utter Pradesh	725556	1178392	1903948	38.11
West Bengal	92041	24222	116263	79.17
A & N Islands	8912	0	8912	100.00
Chandigarh	87826	200	88026	99.77
D & N Haveli	0	0	0	0.00
Daman & Diu	7638	0	7638	100.00
Delhi	0	0	0	0.00
Lakshadweep	151	0	151	100.00
Puducherry	2915	5720	8635	33.76
INDIA	6020087	1602859	7622946	78.97

TABLE IV - TOTAL INCOME (RECURRING & NON-RECURRING) BY TYPE OF INSTITUTIONS

I. Directorate and Inspectorate

(Rupee in Thousands)

State/Union Territory	RECURRING	NON-REC.	TOTAL	% OF REC. INCOME (COL. 2) TO TOTAL INCOME (COL. 4)
1	2	3	4	5
Andhra Pradesh	237040	0	237040	100.00
Arunachal Pradesh	81609	5139	86748	94.08
Assam	229814	15344	245158	93.74
Bihar	1294696	35687	1330383	97.32
Goa	4880	0	4880	100.00
Gujarat	37461	0	37461	100.00
Haryana	367958	0	367958	100.00
Himachal Pradesh	127139	0	127139	100.00
Jammu & Kashmir	0	0	0	0.00
Karnataka	115059	10500	125559	91.64
Kerala	387325	0	387325	100.00
Madhya Pradesh	862912	0	862912	100.00
Maharashtra	533652	0	533652	100.00
Manipur	248053	9792	257845	96.20
Meghalaya	59578	0	59578	100.00
Mizoram	34283	0	34283	100.00
Nagaland	127226	0	127226	100.00
Orissa	49978	240478	290456	17.21
Punjab	1063643	0	1063643	100.00
Rajasthan	189150	0	189150	100.00
Sikkim	70081	0	70081	100.00
Tamil Nadu	314786	0	314786	100.00
Tripura	168745	11269	180014	93.74
Utter Pradesh	6265127	4106352	10371479	60.41
West Bengal	293459	0	293459	100.00
A & N Islands	17476	0	17476	100.00
Chandigarh	0	0	0	0.00
D & N Haveli	4206	660	4866	86.44
Daman & Diu	0	0	0	0.00
Delhi	0	0	0	0.00
Lakshadweep	2408	329	2737	87.98
Puducherry	36732	890	37622	97.63
INDIA	13224476	4436440	17660917	74.88

TABLE IV - TOTAL INCOME (RECURRING & NON-RECURRING) BY TYPE OF INSTITUTIONS
Grand Total - J(A to I)

(Rupee in Thousands)

State/Union Territory	RECURRING	NON-REC.	TOTAL	% OF REC. INCOME (COL. 2) TO TOTAL INCOME (COL. 4)
1	2	3	4	5
Andhra Pradesh	23612550	137970	23750520	99.42
Arunachal Pradesh	1048098	140296	1188394	88.19
Assam	10632213	572408	11204621	94.89
Bihar	22878133	264904	23143037	98.86
Goa	1448061	22414	1470475	98.48
Gujarat	26092894	1225657	27318551	95.51
Haryana	14015586	232467	14248052	98.37
Himachal Pradesh	6413537	191618	6605155	97.10
Jammu & Kashmir	5531764	174967	5706731	96.93
Karnataka	24446447	452170	24898617	98.18
Kerala	17601302	393506	17994808	97.81
Madhya Pradesh	13371559	94221	13465779	99.30
Maharashtra	65350578	3586149	68936727	94.80
Manipur	2588585	202707	2791292	92.74
Meghalaya	1122361	21963	1144324	98.08
Mizoram	946049	17306	963355	98.20
Nagaland	1398818	90943	1489761	93.90
Orissa	5944013	11316886	17260899	34.44
Punjab	16028968	53980	16082948	99.66
Rajasthan	27674080	88945	27763025	99.68
Sikkim	1193185	54984	1248169	95.59
Tamil Nadu	12861688	200240	13061928	98.47
Tripura	3120421	159620	3280041	95.13
Utter Pradesh	48941831	5963479	54905310	89.14
West Bengal	24853188	483298	25336486	98.09
A & N Islands	642781	125500	768281	83.66
Chandigarh	561480	200	561680	99.96
D & N Haveli	88448	34705	123153	71.82
Daman & Diu	86346	9	86355	99.99
Delhi	15759624	190555	15950179	98.81
Lakshadweep	158039	19101	177140	89.22
Puducherry	970621	149923	1120544	86.62
INDIA	397383247	26663089	424046335	93.71

TABLE V - Recurring Expenditure by items and Type of Institutions
1- Boards of Intermediate and/or Secondary Education

(Rupee in Thousands)

State/Union Territory	Salaries and Allowances of Teaching and Academic staff	Salaries and Allowances of Non Teaching staff	Hostels	Libraries	Stipends Scholarships & other Financial concessions	Apparatus chemical & consumable stores	Other Item	Total (Recurring) (col.2 to 8)	% of Expenditure on salaries of Teaching staff to Total Recurring Expenditure
1	2	3	4	5	6	7	8	9	10
Andhra Pradesh	0	28395	0	0	0	0	173511	201906	0.00
Arunachal Pradesh	0	0	0	0	0	0	0	0	0.00
Assam *	0	26441	0	0	0	3517	88876	118834	0.00
Bihar *	0	41491	0	0	0	0	138559	180050	0.00
Goa	0	4446	0	20	0	0	7783	12249	0.00
Gujarat	0	20732	0	0	0	0	299489	320221	0.00
Haryana	0	100673	0	112	485	0	121312	222582	0.00
Himachal Pradesh	0	54256	0	21	380	0	7210	61867	0.00
Jammu & Kashmir *	0	1344	0	345	0	1455	10946	14091	0.00
Karnataka	0	28375	0	0	0	0	106255	134630	0.00
Kerala	0	9898	0	0	0	0	112436	122334	0.00
Madhya Pradesh *	0	157931	0	0	0	1678	143091	302700	0.00
Maharashtra	220730	2990	0	0	0	7319	308562	539601	40.91
Manipur	0	13897	0	0	0	0	9138	23035	0.00
Meghalaya *	0	11320	0	0	0	0	10601	21921	0.00
Mizoram *	208725	19250	0	0	9308	0	0	237283	87.96
Nagaland	0	4945	0	0	0	0	1796	6741	0.00
Orissa	0	0	0	0	0	0	0	0	0.00
Punjab *	17857	51867	0	56	546	0	428687	499014	3.58
Rajasthan	0	0	0	0	0	0	0	0	0.00
Sikkim	0	0	0	0	0	0	0	0	0.00
Tamil Nadu	0	0	0	0	0	0	0	0	0.00
Tripura	0	5840	0	0	0	0	5083	10923	0.00
Uttar Pradesh	0	118120	0	0	0	0	188065	306185	0.00
West Bengal *	0	97508	0	0	0	0	133539	231047	0.00
A & N Islands	0	0	0	0	0	0	0	0	0.00
Chandigarh	0	0	0	0	0	0	0	0	0.00
D & N Haveli	0	0	0	0	0	0	0	0	0.00
Daman & Diu	0	0	0	0	0	0	0	0	0.00
Delhi	0	0	0	0	0	0	0	0	0.00
Lakshadweep	0	0	0	0	0	0	0	0	0.00
Puducherry	0	0	0	0	0	0	0	0	0.00
INDIA	447312	799720	0	554	10720	13969	2294939	3567214	12.54

* Estimated Data

TABLE V - Recurring Expenditure by items and Type of Institutions
B-Intermediate/Pre-Degree/Jr. Colleges

(Rupee in Thousands)

State/Union Territory	Salaries and Allowances of Teaching and Academic staff	Salaries and Allowances of Non Teaching staff	Hostels	Libraries	Stipends Scholarships & other Financial concessions	Apparatus chemical & consumable stores	Other Item	Total (Recurring) (col.2 to 8)	% of Expenditure on salaries of Teaching staff to Total Recurring Expenditure
1	2	3	4	5	6	7	8	9	10
Andhra Pradesh	0	0	0	0	0	0	0	0	0.00
Arunachal Pradesh	0	0	0	0	0	0	0	0	0.00
Assam *	8319	1649	0	0	768	22	808	11566	71.92
Bihar	0	0	0	0	0	0	0	0	0.00
Goa	0	0	0	0	0	0	0	0	0.00
Gujarat	0	0	0	0	0	0	0	0	0.00
Haryana	0	0	0	0	0	0	0	0	0.00
Himachal Pradesh	0	0	0	0	0	0	0	0	0.00
Jammu & Kashmir	0	0	0	0	0	0	0	0	0.00
Karnataka	0	0	0	0	0	0	0	0	0.00
Kerala	0	0	0	0	0	0	0	0	0.00
Madhya Pradesh	0	0	0	0	0	0	0	0	0.00
Maharashtra	1641591	2604	280	6916	4784	13668	143580	1813423	90.52
Manipur	0	0	0	0	0	0	0	0	0.00
Meghalaya	0	0	0	0	0	0	0	0	0.00
Mizoram	0	0	0	0	0	0	0	0	0.00
Nagaland	0	0	0	0	0	0	0	0	0.00
Orissa	103557	24805	524	1648	4000	1906	16020	152460	67.92
Punjab	0	0	0	0	0	0	0	0	0.00
Rajasthan *	0	56320	0	209	0	0	90267	146796	0.00
Sikkim	0	0	0	0	0	0	0	0	0.00
Tamil Nadu	0	0	0	0	0	0	0	0	0.09
Tripura	0	0	0	0	0	0	0	0	0.00
Utter Pradesh	7452861	1656187	10128	8066	123603	1989	143116	9395950	79.32
West Bengal	0	0	0	0	0	0	0	0	0.00
A & N Islands	0	0	0	0	0	0	0	0	0.00
Chandigarh	0	0	0	0	0	0	0	0	0.00
D & N Haveli	0	0	0	0	0	0	0	0	0.00
Daman & Diu	0	0	0	0	0	0	0	0	0.00
Delhi	0	0	0	0	0	0	0	0	0.00
Lakshadweep	8172	2043	2742	0	6056	100	305	19418	42.08
Puducherry	3062	792	0	17	0	34	85	3990	76.75
INDIA	9217562	1744400	13674	16856	139211	17719	394181	11543603	79.85

* Estimated Data

TABLE V - Recurring Expenditure by items and Type of Institutions

(i) Higher Secondary Schools(10+2 pattern)

(ii) Higher Secondary Schools with Academic Streams

(Rupee in Thousands)

State/Union Territory	Salaries and Allowances of Teaching and Academic staff	Salaries and Allowances of Non Teaching staff	Hostels	Libraries	Stipends Scholarships & other Financial concessions	Apparatus chemical & consumable stores	Other Item	Total (Recurring) (col.2 to 8)	% of Expenditure on salaries of Teaching staff to Total Recurring Expenditure
1	2	3	4	5	6	7	8	9	10
Andhra Pradesh	533534	61063	57526	839	1853	3870	58590	717275	74.38
Arunachal Pradesh	112612	16892	1219	3889	11695	383	2605	149294	75.43
Assam *	1104109	183839	1183	2427	4571	4748	22631	1323509	83.42
Bihar	505342	53268	8101	233	246	1198	14330	582718	86.72
Goa	69440	19294	965	722	288	901	3417	95027	73.07
Gujarat	4169365	724710	15502	14572	69591	46707	274208	5314655	78.45
Haryana	3167971	329975	18206	14486	18022	92799	145141	3786600	83.66
Himachal Pradesh	1322824	282859	50073	1820	24403	15041	83802	1780822	74.28
Jammu & Kashmir	1507677	136977	8	3332	4708	1437	9704	1663843	90.61
Karnataka	0	0	0	0	0	0	0	0	0.00
Kerala	971565	92476	34836	2419	16526	30894	77072	1225788	79.26
Madhya Pradesh	3025141	364063	2618	12264	408435	19962	84831	3917314	77.22
Maharashtra	9949588	1773582	3375	27810	31660	72926	673894	12532835	79.39
Manipur	223417	29375	1086	296	543	2221	39295	296233	75.42
Meghalaya	38134	12247	2278	141	204	1977	5356	60337	63.20
Mizoram	204267	18764	0	0	9767	0	0	232798	87.74
Nagaland	32187	4107	0	0	70	0	0	36364	88.51
Orissa	0	0	0	0	0	0	0	0	0.00
Punjab *	1912575	277474	10563	18582	40680	4340	152000	2416215	79.16
Rajasthan	4808922	942538	41912	36056	56390	28062	136551	6050431	79.48
Sikkim *	344629	0	0	187	0	0	5178	349994	98.47
Tamil Nadu	0	0	0	0	0	0	0	0	0.00
Tripura	671924	56234	4733	807	14622	937	39862	789119	85.15
Utter Pradesh -	0	0	0	0	0	0	0	0	0.00
West Bengal *	1218378	145633	9542	6527	10381	10084	106205	1506750	80.86
A & N Islands	165226	0	0	1155	299	0	15631	182311	90.63
Chandigarh	211458	24273	0	249	3516	300	6910	246706	85.71
D & N Haveli *	9062	248	0	61	144	0	56	9570	94.69
Daman & Diu	4888	896	0	0	4	362	717	6867	71.18
Delhi *	5243237	666577	0	40429	49110	62561	855446	6917360	75.80
Lakshadweep	10362	2591	3339	0	3098	179	583	20151	51.42
Puducherry	78908	18965	0	100	3000	250	11950	113173	69.72
INDIA	41616742	6238920	267065	189403	783826	402140	2825964	52324059	79.54

* Estimated Data

TABLE V - Recurring Expenditure by items and Type of Institutions

C-Higher Secondary Schools(10+2 pattern)

(ii) Higher Secondary Schools with vocational streams

(Rupee in Thousands)

State/Union Territory	Salaries and Allowances of Teaching and Academic staff	Salaries and Allowances of Non Teaching staff	Hostels	Libraries	Stipends Scholarships & other Financial concessions	Apparatus chemical & consumable stores	Other Item	Total (Recurring) (col.2 to 8)	% of Expenditure on salaries of Teaching staff to Total Recurring Expenditure
1	2	3	4	5	6	7	8	9	10
Andhra Pradesh	0	0	0	0	0	0	0	0	0.00
Arunachal Pradesh	0	0	0	0	0	0	0	0	0.00
Assam	0	0	0	0	0	0	0	0	0.00
Bihar	0	0	0	0	0	0	0	0	0.00
Goa	85860	34226	201	1571	140	2144	5320	129462	66.32
Gujarat	153785	30327	404	1067	4732	2362	8130	200807	76.58
Haryana *	51802	34969	0	45	1997	3852	5401	98066	52.82
Himachal Pradesh	0	0	0	0	0	0	0	0	0.00
Jammu & Kashmir	0	0	0	0	0	0	0	0	0.00
Karnataka	0	0	0	0	0	0	0	0	0.00
Kerala	281593	35636	795	111	11894	1522	3342	334893	84.08
Madhya Pradesh	0	0	0	0	0	0	0	0	0.00
Maharashtra	0	0	0	0	0	0	0	0	0.00
Manipur	0	0	0	0	0	0	0	0	0.00
Meghalaya	0	0	0	0	0	0	0	0	0.00
Mizoram	0	0	0	0	0	0	0	0	0.00
Nagaland	0	0	0	0	0	0	0	0	0.00
Orissa	0	0	0	0	0	0	0	0	0.00
Punjab	0	0	0	0	0	0	0	0	0.00
Rajasthan	0	0	0	0	0	0	0	0	0.00
Sikkim	0	0	0	0	0	0	0	0	0.00
Tamil Nadu	0	0	0	0	0	0	0	0	0.00
Tripura	0	0	0	0	0	0	0	0	0.00
Utter Pradesh	0	0	0	0	0	0	0	0	0.00
West Bengal	0	0	0	0	0	0	0	0	0.00
A & N Islands	0	0	0	0	0	0	14	14	0.00
Chandigarh	0	0	0	0	0	0	0	0	0.00
D & N Haveli	0	0	0	0	0	0	0	0	0.00
Daman & Diu	0	0	0	0	0	0	0	0	0.00
Delhi *	666920	95454	0	5947	9674	9385	113024	900405	74.07
Lakshadweep	0	0	0	0	0	0	0	0	0.00
Puducherry	2517	852	0	0	0	30	124	3523	71.44
INDIA	1242478	231464	1400	8741	28436	19295	135355	1667170	74.53

* Estimated Data

TABLE V - Recurring Expenditure by items and Type of Institutions

(i) Higher Secondary schools(10+2 pattern)

(ii) Higher Secondary Schools with Vocational and Academic stream

(Rupee in Thousands)

State/Union Territory	Salaries and Allowances of Teaching and Academic staff	Salaries and Allowances of Non Teaching staff	Hostels	Libraries	Stipends Scholarships & other Financial concessions	Apparatus chemical & consumable stores	Other Item	Total (Recurring) (col.2 to 8)	% of Expenditure on salaries of Teaching staff to Total Recurring Expenditure
1	2	3	4	5	6	7	8	9	10
Andhra Pradesh	0	0	0	0	0	0	0	0	0.00
Arunachal Pradesh	0	0	0	0	0	0	0	0	0.00
Assam	0	0	0	0	0	0	0	0	#DIV/0!
Bihar	0	0	0	0	0	0	0	0	0.00
Goa	0	0	0	0	0	0	0	0	0.00
Gujarat	317820	86743	1932	1514	8044	5852	18664	440569	72.14
Haryana	0	0	0	0	0	0	0	0	0.00
Himachal Pradesh	85032	22248	63	23	1095	1302	469	110232	77.14
Jammu & Kashmir	0	0	0	0	0	0	0	0	0.00
Karnataka	0	0	0	0	0	0	0	0	0.00
Kerala	0	0	0	0	0	0	0	0	0.00
Madhya Pradesh	0	0	0	0	0	0	0	0	0.00
Maharashtra	0	0	0	0	0	0	0	0	0.00
Manipur	0	0	0	0	0	0	0	0	0.00
Meghalaya	0	0	0	0	0	0	0	0	0.00
Mizoram	0	0	0	0	0	0	0	0	0.00
Nagaland	0	0	0	0	0	0	0	0	0.00
Orissa	0	0	0	0	0	0	0	0	0.00
Punjab *	1424456	227295	77	21128	30581	4182	23807	1731525	82.27
Rajasthan *	20240	0	0	0	0	0	0	20240	100.00
Sikkim	0	0	0	0	0	0	0	0	0.00
Tamil Nadu	4766941	416190	9061	4570	52831	8220	94563	5352376	89.06
Tripura	0	0	0	0	0	0	0	0	0.00
Utter Pradesh	0	0	0	0	0	0	0	0	0.00
West Bengal	0	0	0	0	0	0	0	0	0.00
A & N Islands	0	0	0	0	0	0	0	0	0.00
Chandigarh	0	0	0	0	0	0	0	0	0.00
D & N Haveli	0	0	0	0	0	0	0	0	0.00
Daman & Diu	0	0	0	0	0	0	0	0	0.00
Delhi	0	0	0	0	0	0	0	0	0.00
Lakshadweep	0	0	0	0	0	0	0	0	0.00
Puducherry	69600	11000	0	0	2065	200	8000	90865	76.60
INDIA	6684089	763476	11133	27235	94616	19756	145503	7745807	86.29

* Estimated Data

TABLE V - Recurring Expenditure by items and Type of Institutions
Total C-(I to iii) (10+2 pattern)

(Rupee in Thousands)

State/Union Territory	Salaries and Allowances of Teaching and Academic staff	Salaries and Allowances of Non Teaching staff	Hostels	Libraries	Stipends Scholarships & other Financial concessions	Apparatus chemical & consumable stores	Other Item	Total (Recurring) (col.2 to 8)	% of Expenditure on salaries of Teaching staff to Total Recurring Expenditure
1	2	3	4	5	6	7	8	9	10
Andhra Pradesh	533534	61063	57526	839	1853	3870	58590	717275	74.38
Arunachal Pradesh	112612	16892	1219	3889	11695	383	2605	149294	75.43
Assam	1104109	183839	1183	2427	4571	4748	22631	1323509	83.42
Bihar	505342	53268	8101	233	246	1198	14330	582718	86.72
Goa	155300	53520	1166	2293	428	3045	8737	224489	69.18
Gujarat	4640970	841780	17838	17153	82367	54921	301002	5956031	77.92
Haryana	3219773	364944	18206	14531	20019	96651	150542	3884666	82.88
Himachal Pradesh	1407856	305107	50136	1843	25498	16343	84271	1891054	74.45
Jammu & Kashmir	1507677	136977	8	3332	4708	1437	9704	1663843	90.61
Karnataka	0	0	0	0	0	0	0	0	0.00
Kerala	1253158	128112	35631	2530	28420	32416	80414	1560681	80.30
Madhya Pradesh	3025141	364063	2618	12264	408435	19962	84831	3917314	77.22
Maharashtra	9949588	1773582	3375	27810	31660	72926	673894	12532835	79.39
Manipur	223417	29375	1086	296	543	2221	39295	296233	75.42
Meghalaya	38134	12247	2278	141	204	1977	5356	60337	63.20
Mizoram	204267	18764	0	0	9767	0	0	232798	87.74
Nagaland	32187	4107	0	0	70	0	0	36364	88.51
Orissa	0	0	0	0	0	0	0	0	0.00
Punjab	3337031	504769	10640	39710	71261	8521	175807	4147740	80.45
Rajasthan	4829162	942538	41912	36056	56390	28062	136551	6070671	79.55
Sikkim	344629	0	0	187	0	0	5178	349994	98.47
Tamil Nadu	4766941	416190	9061	4570	52831	8220	94563	5352376	89.06
Tripura	671924	56234	4733	807	14622	937	39862	789119	85.15
Utter Pradesh	0	0	0	0	0	0	0	0	0.00
West Bengal	1218378	145633	9542	6527	10381	10084	106205	1506750	30.86
A & N Islands	165226	0	0	1155	299	0	15645	182325	90.62
Chandigarh	211458	24273	0	249	3516	300	6910	246706	35.71
D & N Haveli	9062	248	0	61	144	0	56	9570	34.69
Daman & Diu	4888	896	0	0	4	362	717	6867	71.18
Delhi	5910157	762031	0	46377	58784	71946	968471	7817765	75.60
Lakshadweep	10362	2591	3339	0	3098	179	583	20151	51.42
Puducherry	151025	30817	0	100	5065	480	20074	207561	72.76
INDIA	49543309	7233860	279598	225379	906878	441190	3106823	61737036	30.25

* Estimated Data

TABLE V - Recurring Expenditure by items and Type of Institutions
D-High/post Basic Schools

(Rupee in Thousands)									
State/Union Territory	Salaries and Allowances of Teaching and Academic staff	Salaries and Allowances of Non Teaching staff	Hostels	Libraries	Stipends Scholarships & other Financial concessions	Apparatus chemical & consumable stores	Other Item	Total (Recurring) (col.2 to 8)	% of Expenditure on salaries of Teaching staff to Total Recurring Expenditure
1	2	3	4	5	6	7	8	9	10
Andhra Pradesh	7777815	971997	118581	7987	46817	19596	99593	9042386	86.02
Arunachal Pradesh	137637	20646	1266	6075	14294	468	3184	183570	74.98
Assam *	1414384	272542	2088	6247	5332	2795	22610	1725998	81.95
Bihar	4087248	545231	11061	1030	10248	3745	40728	4699291	86.98
Goa	682046	127323	1138	855	2949	2703	19500	836514	81.53
Gujarat	3072549	696112	14956	12867	46964	40976	196762	4081186	75.29
Haryana	3105197	411223	412	5618	20146	7774	60648	3611018	85.99
Himachal Pradesh	999937	161213	18384	823	14016	6062	43230	1243665	80.40
Jammu & Kashmir	1338995	137965	12577	559	7676	1697	6448	1505917	88.92
Karnataka	6540460	734969	58592	4086	47931	17965	242142	7646145	85.54
Kerala	7289066	1530536	18626	20248	55719	21646	106644	9042485	80.61
Madhya Pradesh	1042531	461775	155097	1763	334708	9615	338137	2343626	44.48
Maharashtra	16664615	3179989	9697	46249	50497	95135	1205184	21251366	78.42
Manipur	577177	64932	517	2409	517	4130	71789	721471	80.00
Meghalaya	235399	26932	1403	486	447	4520	5550	274737	85.68
Mizoram	0	0	0	0	0	0	0	0	0.00
Nagaland	193719	65860	0	0	2174	1112	0	262865	73.70
Orissa	3225594	179428	2500	3464	3882	2025	171672	3588565	89.89
Punjab *	2842577	411731	372	8906	56301	8837	69860	3398585	83.64
Rajasthan	3644140	934482	1562	35139	30934	15390	59502	4721149	77.19
Sikkim	0	0	0	0	0	0	0	0	0.00
Tamil Nadu	5563989	246664	4791	4708	54418	8468	6825	5889863	94.47
Tripura	660321	43137	1642	764	8265	516	26237	740882	89.13
Uttar Pradesh	1745579	641847	868	2336	19720	3789	112221	2526360	69.09
West Bengal *	8395570	1367901	28661	28045	79512	37659	1191448	11128797	75.44
A & N Islands	73137	0	0	1412	120	0	4223	78892	92.71
Chandigarh	144190	14841	0	0	1299	3	2006	162339	88.82
D & N Haveli *	2547	70	0	40	40	0	41	2738	93.02
Daman & Diu	29657	3518	0	168	149	302	1182	34976	84.79
Delhi	0	0	0	0	0	0	0	0	0.00
Lakshadweep	33000	5901	0	0	2772	1301	2429	45403	72.68
Puducherry	210372	28640	0	100	6556	300	38592	284560	73.93
INDIA	81729448	13287405	464792	202385	924403	318529	4148388	101075350	80.86

* Estimated Data

TABLE V - Recurring Expenditure by items and Type of Institutions

E - Middle/senior Basic Schools

(Rupee in Thousands)

State/Union Territory	Salaries and Allowances of Teaching and Academic staff	Salaries and Allowances of Non Teaching staff	Hostels	Libraries	Stipends Scholarships & other Financial concessions	Apparatus chemical & consumable stores	Other Item	Total (Recurring) (col.2 to 8)	% of Expenditure on salaries of Teaching staff to Total Recurring Expenditure
1	2	3	4	5	6	7	8	9	10
Andhra Pradesh	3666037	0	0	0	0	0	199993	3866030	94.83
Arunachal Pradesh	149098	0	0	0	0	0	9083	158181	94.26
Assam *	2624904	0	0	0	0	0	352190	2977094	88.17
Bihar	7148295	0	0	0	0	0	13024	7161319	99.82
Goa	41432	0	0	0	0	0	835	42267	98.02
Gujarat *	10203241	0	0	0	0	0	661471	10864712	93.91
Haryana	439481	0	0	0	0	0	62320	501801	87.58
Himachal Pradesh	586505	0	0	0	0	0	55037	641542	91.42
Jammu & Kashmir	1349325	0	0	0	0	0	39033	1388358	97.19
Karnataka	10937069	0	0	0	0	0	1223031	12160100	89.94
Kerala	6180309	0	0	0	0	0	218797	6399106	96.58
Madhya Pradesh	3629027	0	0	0	0	0	247546	3876573	93.61
Maharashtra	14507801	0	0	0	0	0	1864893	16372694	88.61
Manipur	578996	0	0	0	0	0	11290	590286	98.09
Meghalaya *	167236	0	0	0	0	0	25421	192657	86.81
Mizoram	281950	0	0	0	0	0	4250	286200	98.52
Nagaland	148406	0	0	0	0	0	85691	234097	63.40
Orissa	207898	0	0	0	0	0	0	207898	100.00
Punjab *	1374794	0	0	0	0	0	91316	1466110	93.77
Rajasthan	1962275	0	0	0	0	0	3266239	5228513	37.53
Sikkim *	217437	0	0	0	0	0	0	217437	100.00
Tamil Nadu	0	0	0	0	0	0	0	0	0.00
Tripura	486722	0	0	0	0	0	30680	517402	94.07
Utter Pradesh	3960047	0	0	0	0	0	1924602	5884649	57.29
West Bengal *	1026442	0	0	0	0	0	257388	1283829	79.95
A & N Islands	107763	0	0	0	0	0	21038	128801	83.67
Chandigarh	29311	0	0	0	0	0	3861	33172	88.36
D & N Haveli *	31646	0	0	0	0	0	1519	33165	95.42
Daman & Diu *	18724	0	0	0	0	0	0	18724	100.00
Delhi *	716336	0	0	0	0	0	1777076	2493412	28.73
Lakshadweep	21575	0	0	0	0	0	190	21765	99.13
Puducherry	120525	0	0	0	0	0	50644	171169	70.41
INDIA	72920608	0	0	0	0	0	12498457	85419064	85.37

* Estimated Data

TABLE V - Recurring Expenditure by items and Type of Institutions

F- Primary/Junior Basic Schools

(Rupee in Thousands)

State/Union Territory	Salaries and Allowances of Teaching and Academic staff	Salaries and Allowances of Non Teaching staff	Hostels	Libraries	Stipends Scholarships & other Financial concessions	Apparatus chemical & consumable stores	Other Item	Total (col.2 to 8)	% of Expenditure on salaries of Teaching staff to Total Recurring Expenditure
1	2	3	4	5	6	7	8	9	10
Andhra Pradesh	8188570	0	0	0	0	0	172232	8360802	97.94
Arunachal Pradesh	596391	0	0	0	0	0	36333	632724	94.26
Assam *	3632448	0	0	0	0	0	304739	3937186	92.26
Bihar	7741168	0	0	0	0	0	12947	7754115	99.83
Goa	328786	0	0	0	0	0	2586	331372	99.22
Gujarat *	3518567	0	0	0	0	0	203577	3722144	94.53
Haryana	3560429	0	0	0	0	0	68578	3629007	98.11
Himachal Pradesh	2243456	0	0	0	0	0	98087	2341543	95.81
Jammu & Kashmir	1414762	0	0	0	0	0	34621	1449383	97.61
Karnataka	2718780	0	0	0	0	0	344444	3063224	88.76
Kerala	5679144	0	0	0	0	0	67090	5746234	98.83
Madhya Pradesh	1463732	0	0	0	0	0	219516	1683248	86.96
Maharashtra	9671867	0	0	0	0	0	1243262	10915129	88.61
Manipur	701530	0	0	0	0	0	3940	705470	99.44
Meghalaya *	581753	0	0	0	0	0	84679	666432	87.29
Mizoram	348458	0	0	0	0	0	7542	356000	97.88
Nagaland	291616	0	0	0	0	0	161739	453355	64.32
Orissa	1713594	0	0	0	0	0	0	1713594	100.00
Punjab *	4603303	0	0	0	0	0	64708	4668011	98.61
Rajasthan *	7750984	0	0	0	0	0	3336062	11087046	69.91
Sikkim *	473591	0	0	0	0	0	0	473591	100.00
Tamil Nadu	0	0	0	0	0	0	0	0	0.00
Tripura	563846	0	0	0	0	0	45638	609484	92.51
Utter Pradesh	13408055	0	0	0	0	0	6282997	19691052	68.09
West Bengal *	9717532	0	0	0	0	0	417795	10135327	95.88
A & N Islands	213926	0	0	0	0	0	17944	231870	92.26
Chandigarh	27088	0	0	0	0	0	3019	30107	89.97
D & N Haveli *	16002	0	0	0	0	0	767	16769	95.43
Daman & Diu	55323	0	0	0	0	0	0	55323	100.00
Delhi *	1446107	0	0	0	0	0	221559	1667667	86.71
Lakshadweep	55868	0	0	0	0	0	492	56360	99.13
Puducherry	129400	0	0	0	0	0	61038	190438	67.95
INDIA	92856075	0	0	0	0	0	13517932	106374006	87.29

* Estimated Data

TABLE V - Recurring Expenditure by items and Type of Institutions
G - Pre-primary/pre-Basic Schools

(Rupee in Thousands)

State/Union Territory	Salaries and Allowances of Teaching and Academic staff	Salaries and Allowances of Non Teaching staff	Hostels	Libraries	Stipends Scholarships & other Financial concessions	Apparatus chemical & consumable stores	Other Item	Total (Recurring) (col.2 to 8)	% of Expenditure on salaries of Teaching staff to Total Recurring Expenditure
1	2	3	4	5	6	7	8	9	10
Andhra Pradesh	2109	0	0	0	0	0	78	2187	96.43
Arunachal Pradesh *	13584	0	0	0	0	0	1779	15363	88.42
Assam *	9035	0	0	0	0	0	286	9321	96.94
Bihar	146	0	0	0	0	0	0	146	100.00
Goa	0	0	0	0	0	0	0	0	0.00
Gujarat *	105789	0	0	0	0	0	60513	166302	63.61
Haryana	4200	0	0	0	0	0	476	4676	89.81
Himachal Pradesh	764	0	0	0	0	0	52	816	93.63
Jammu & Kashmir	0	0	0	0	0	0	0	0	0.00
Karnataka *	354836	0	0	0	0	0	0	354836	100.00
Kerala	11695	0	0	0	0	0	2754	14449	80.94
Madhya Pradesh	186761	0	0	0	0	0	4891	191652	97.45
Maharashtra	0	0	0	0	0	0	0	0	0.00
Manipur	409	0	0	0	0	0	13	422	96.92
Meghalaya *	770	0	0	0	0	0	0	770	100.00
Mizoram	0	0	0	0	0	0	0	0	0.00
Nagaland	0	0	0	0	0	0	0	0	0.00
Orissa	0	0	0	0	0	0	0	0	0.00
Punjab *	718	0	0	0	0	0	10	728	98.61
Rajasthan *	98113	0	0	0	0	0	66710	164823	59.53
Sikkim *	65062	0	0	0	0	0	0	65062	100.00
Tamil Nadu	0	0	0	0	0	0	0	0	0.00
Tripura	0	0	0	0	0	0	0	0	0.00
Utter Pradesh	6523	0	0	0	0	0	105	6628	98.42
West Bengal	0	0	0	0	0	0	0	0	0.00
A & N Islands	1925	0	0	0	0	0	172	2097	91.80
Chandigarh	0	0	0	0	0	0	0	0	0.00
D & N Haveli	0	0	0	0	0	0	0	0	0.00
Daman & Diu	0	0	0	0	0	0	0	0	0.00
Delhi	0	0	0	0	0	0	0	0	0.00
Lakshadweep	12424	0	0	0	0	0	109	12533	99.13
Puducherry	8217	0	0	0	0	0	2929	11146	73.72
INDIA	883080	0	0	0	0	0	140876	1023956	86.24

* Estimated Data

TABLE V - Recurring Expenditure by items and Type of Institutions
Total of Elementary Education(E,F,G)

(Rupee in Thousands)

State/Union Territory	Salaries and Allowances of Teaching and Academic staff	Salaries and Allowances of Non Teaching staff	Hostels	Libraries	Stipends Scholarships & other Financial concessions	Apparatus chemical & consumable stores	Other Item	Total (Recurring) (col.2 to 8)	% of Expenditure on salaries of Teaching staff to Total Recurring Expenditure
1	2	3	4	5	6	7	8	9	10
Andhra Pradesh	11856716						372303	12229019	96.96
Arunachal Pradesh	759073						47195	806268	94.15
Assam	6266387						657214	6923601	90.51
Bihar	14889609						25971	14915580	99.83
Goa	370218						3421	373639	99.08
Gujarat	13827597						925561	14753158	93.73
Haryana	4004110						131374	4135484	96.82
Himachal Pradesh	2830725						153176	2983901	94.87
Jammu & Kashmir	2764087						73654	2837741	97.40
Karnataka	14010685						1567475	15578160	89.94
Kerala	11871148						288641	12159789	97.63
Madhya Pradesh	5279520						471953	5751473	91.79
Maharashtra	24179668						3108155	27287823	88.61
Manipur	1280935						15243	1296178	98.82
Meghalaya	749759						110100	859859	87.20
Mizoram	630408						11792	642200	98.16
Nagaland	440022						247430	687452	64.01
Orissa	1921492						0	1921492	100.00
Punjab	5978815						156035	6134849	97.46
Rajasthan	9811372						6669011	16480383	59.53
Sikkim	756089						0	756089	100.00
Tamil Nadu	0						0	0	0.00
Tripura	1050568						76318	1126886	93.23
Utter Pradesh	17374625						8207704	25582329	67.92
West Bengal	10743974						675182	11419156	94.09
A & N Islands	323614						39154	362768	89.21
Chandigarh	56399						6880	63279	89.13
D & N Haveli	47649						2286	49934	95.42
Daman & Diu	74047						0	74047	100.00
Delhi	2162443						1998636	4161079	51.97
Lakshadweep	89867						791	90658	99.13
Puducherry	258142						114611	372753	69.25
INDIA	166659762	0	0	0	0	0	26157265	192817027	86.43

Estimated Data

TABLE V - Recurring Expenditure by items and Type of Institutions
H- Institutions Imparting Instructions in Diploma/certificate: School Level (Below Matric Level)
(a) Agriculture & Forestry

(Rupee in Thousands)

State/Union Territory	Salaries and Allowances of Teaching and Academic staff	Salaries and Allowances of Non Teaching staff	Hostels	Libraries	Stipends Scholarships & other Financial concessions	Apparatus chemical & consumable stores	Other Item	Total (Recurring) (col.2 to 8)	% of Expenditure on salaries of Teaching staff to Total Recurring Expenditure
1	2	3	4	5	6	7	8	9	10
Andhra Pradesh	0	0	0	0	0	0	0	0	0.00
Arunachal Pradesh	0	0	0	0	0	0	0	0	0.00
Assam	0	0	0	0	0	0	0	0	0.00
Bihar	0	0	0	0	0	0	0	0	0.00
Goa	0	0	0	0	0	0	0	0	0.00
Gujarat	3090	13246	651	86	674	2337	1571	21655	14.27
Haryana	0	0	0	0	0	0	0	0	0.00
Himachal Pradesh	0	0	0	0	0	0	0	0	0.00
Jammu & Kashmir	0	0	0	0	0	0	0	0	0.00
Karnataka	0	0	0	0	0	0	0	0	0.00
Kerala	0	0	0	0	0	0	0	0	0.00
Madhya Pradesh	0	0	0	0	0	0	0	0	0.00
Maharashtra	16179	16214	349	104			15950	48796	33.16
Manipur	0	0	0	0	0	0	0	0	0.00
Meghalaya	0	0	0	0	0	0	0	0	0.00
Mizoram	0	0	0	0	0	0	0	0	0.00
Nagaland	0	0	0	0	0	0	0	0	0.00
Orissa	0	0	0	0	0	0	0	0	0.00
Punjab	0	0	0	0	0	0	0	0	0.00
Rajasthan	693	536	0	1	0	0	53	1283	54.01
Sikkim	0	0	0	0	0	0	0	0	0.00
Tamil Nadu	0	0	0	0	0	0	0	0	0.00
Tripura	0	0	0	0	0	0	0	0	0.00
Utter Pradesh	0	0	0	0	0	0	0	0	0.00
West Bengal	0	0	0	0	0	0	0	0	0.00
A & N Islands	0	0	0	0	0	0	0	0	0.00
Chandigarh *	29528	3243	0	0	6	0	311	33088	89.24
D & N Haveli	0	0	0	0	0	0	0	0	0.00
Daman & Diu	0	0	0	0	0	0	0	0	0.00
Delhi	0	0	0	0	0	0	0	0	0.00
Lakshadweep	0	0	0	0	0	0	0	0	0.00
Puducherry	0	0	0	0	0	0	0	0	0.00
INDIA	49490	33239	1000	191	680	2337	17885	104822	47.21

* Estimated Data

TABLE V - Recurring Expenditure by items and Type of Institutions

H- Institutions Imparting Instructions in Diploma/certificate: School Level (Below Matric Level)

(b) Medicine (Nursing & Midwifery)

(Rupee in Thousands)

State/Union Territory	Salaries and Allowances of Teaching and Academic staff	Salaries and Allowances of Non Teaching staff	Hostels	Libraries	Stipends Scholarships & other Financial concessions	Apparatus chemical & consumable stores	Other Item	Total (Recurring) (col.2 to 8)	% of Expenditure on salaries of Teaching staff to Total Recurring Expenditure
1	2	3	4	5	6	7	8	9	10
Andhra Pradesh	0	0	0	0	0	0	0	0	0.00
Arunachal Pradesh	0	0	0	0	0	0	0	0	0.00
Assam *	964	659	36	0	240	24	116	2040	47.27
Bihar	3419	754	0	0	0	0	38	4211	81.19
Goa	0	0	0	0	0	0	0	0	0.00
Gujarat	4097	1728	190	10	118	97	597	6837	59.92
Haryana	0	0	0	0	0	0	0	0	0.00
Himachal Pradesh	0	0	0	0	0	0	0	0	0.00
Jammu & Kashmir	0	0	0	0	0	0	0	0	0.00
Karnataka	0	0	0	0	0	0	0	0	0.00
Kerala	18866	8504	9157	675	2679	874	9506	50261	37.54
Madhya Pradesh	518	125	0	0	51	0	7	701	73.89
Maharashtra	50686	20207	1735	759	7184	1118	22787	104476	48.51
Manipur	0	0	0	0	0	0	0	0	0.00
Meghalaya	0	0	0	0	0	0	0	0	0.00
Mizoram	0	0	0	0	0	0	0	0	0.00
Nagaland	0	0	0	0	0	0	0	0	0.00
Orissa	0	0	0	0	0	0	0	0	0.00
Punjab	0	0	0	0	0	0	0	0	0.00
Rajasthan	0	0	0	0	0	0	0	0	0.00
Sikkim	0	0	0	0	0	0	0	0	0.00
Tamil Nadu	0	0	0	0	0	0	0	0	0.00
Tripura	0	0	0	0	0	0	0	0	0.00
Utter Pradesh	0	0	0	0	0	0	0	0	0.00
West Bengal	0	0	0	0	0	0	0	0	0.00
A & N Islands	0	0	0	0	0	0	0	0	0.00
Chandigarh *	29261	2017	0	0	0	0	0	31279	93.55
D & N Haveli	0	0	0	0	0	0	0	0	0.00
Daman & Diu	0	0	0	0	0	0	0	0	0.00
Delhi	0	0	0	0	0	0	0	0	0.00
Lakshadweep	0	0	0	0	0	0	0	0	0.00
Puducherry	0	0	0	0	0	0	0	0	0.00
INDIA	107811	33995	11118	1444	10272	2113	33051	199805	53.96

* Estimated Data

TABLE V - Recurring Expenditure by items and Type of Institutions
H- Institutions Imparting Instructions in Diploma/certificate: School Level (Below Matric Level)
(c)Teacher Training

(Rupee in Thousands)

State/Union Territory	Salaries and Allowances of Teaching and Academic staff	Salaries and Allowances of Non Teaching staff	Hostels	Libraries	Stipends Scholarships & other Financial concessions	Apparatus chemical & consumable stores	Other Item	Total (Recurring) (col.2 to 8)	% of Expenditure on salaries of Teaching staff to Total Recurring Expenditure
1	2	3	4	5	6	7	8	9	10
Andhra Pradesh	0	0	0	0	0	0	0	0	0.00
Arunachal Pradesh	0	0	0	0	0	0	0	0	0.00
Assam	0	0	0	0	0	0	0	0	0.00
Bihar	22736	7251	1	0	0	0	29	30017	75.74
Goa	0	0	0	0	0	0	0	0	0.00
Gujarat	2982	664	113	65	30	57	2	3913	76.21
Haryana *	11711	4917	0	0	0	139	118	16884	69.36
Himachal Pradesh	31619	5311	3	163	915	579	3043	41633	75.95
Jammu & Kashmir	0	0	0	0	0	0	0	0	0.00
Karnataka	211030	7604	5268	269	156	130	9764	234221	90.10
Kerala	84616	12145	1572	1588	2514	140	5252	107827	78.47
Madhya Pradesh	23600	6501		33	80	62	2417	32693	72.19
Maharashtra	266109	61344	652	2179	3500	2961	50393	387138	68.74
Manipur	1008	208	0	0	0	0	67	1283	78.57
Meghalaya	12891	5894	42	0	0	0	1704	20531	62.79
Mizoram	9275	0	0	0	0	0	0	9275	100.00
Nagaland	0	0	0	0	0	0	0	0	0.00
Orissa	46089	15132	144	210	3051	416	173	65215	70.67
Punjab *	36675	15563	0	575	34	382	3027	56256	65.19
Rajasthan	0	0	0	0	0	0	0	0	0.00
Sikkim *	6400	0	0	67	0	0	887	7354	87.03
Tamil Nadu	334	0	0	0	0	0	0	334	100.00
Tripura *	996	545	0	0	0	0	520	2060	48.32
Utter Pradesh	147222	24351	73	64	1113	155	800	173778	84.72
West Bengal *	84913	4714	0	111	52	91	2161	92042	92.25
A & N Islands	0	0	0	0	0	0	0	0	0.00
Chandigarh	0	0	0	0	0	0	0	0	0.00
D & N Haveli	0	0	0	0	0	0	0	0	0.00
Daman & Diu	3708	948	0	3	330	986	576	6551	56.60
Delhi	0	0	0	0	0	0	0	0	0.00
Lakshadweep	0	0	0	0	0	0	0	0	0.00
Puducherry	0	0	0	0	0	0	0	0	0.00
INDIA	1003913	173092	7868	5327	11775	6097	80933	1289005	77.88

* Estimated Data

TABLE V - Recurring Expenditure by items and Type of Institutions
H- Institutions Imparting Instructions in Diploma/certificate: School Level (Below Matric Level)
(d) Industrial/Arts & Crafts

(Rupee in Thousands)									
State/Union Territory	Salaries and Allowances of Teaching and Academic staff	Salaries and Allowances of Non Teaching staff	Hostels	Libraries	Stipends Scholarships & other Financial concessions	Apparatus chemical & consumable stores	Other Item	Total (Recurring) (col.2 to 8)	% of Expenditure on salaries of Teaching staff to Total Recurring Expenditure
1	2	3	4	5	6	7	8	9	10
Andhra Pradesh	0	0	0	0	0	0	0	0	0.00
Arunachal Pradesh	0	0	0	0	0	0	0	0	0.00
Assam *	7592	1175	11	0	428	159	484	9848	77.09
Bihar	33821	3646	0	4	16	37	156	37680	89.76
Goa *	3010	1183	0	0	0	73	171	4435	67.86
Gujarat	174735	70954	154	252	3740	14584	20456	284875	61.34
Haryana *	131272	65259	2607	514	216	29622	9659	239148	54.89
Himachal Pradesh	29684	15313	12	33	869	1301	941	48153	61.65
Jammu & Kashmir *	246	171	85	33	31	19	96	680	36.25
Karnataka	0	0	0	0	0	0	0	0	0.00
Kerala *	225371	55091	843	563	5356	12245	27816	327285	68.86
Madhya Pradesh	33326	12488		8	160	735	1426	48143	69.22
Maharashtra	0	0	0	0	0	0	0	0	0.00
Manipur	3458	2917	0	0	1066	0	1529	8970	38.55
Meghalaya *	8631	2732	0	0	660	716	172	12911	66.85
Mizoram	0	0	0	0	0	0	0	0	0.00
Nagaland	5778	2887	0	0	800	519	535	10519	54.93
Orissa	0	0	0	0	0	0	0	0	0.00
Punjab *	13445	8930	0	0	141	0	1670	24186	55.59
Rajasthan	80948	44465	127	38	973	5316	4372	136239	59.42
Sikkim	0	0	0	0	0	0	0	0	0.00
Tamil Nadu	9920	3714	220	28499	1635	1175	19323	64486	15.38
Tripura	0	0	0	0	0	0	0	0	0.00
Uttar Pradesh	11587	1407	0	0	444	182	745	14365	80.66
West Bengal	0	0	0	0	0	0	0	0	0.00
A & N Islands	0	3519	0	0	0	0	2821	6340	0.00
Chandigarh	10965	5531	0	13	985	2877	955	21326	51.42
D & N Haveli	0	0	0	0	0	0	0	0	0.00
Daman & Diu *	3867	927	0	3	220	1348	580	6944	55.68
Delhi	0	0	0	0	0	0	0	0	0.00
Lakshadweep	0	0	0	0	0	0	0	0	0.00
Puducherry	73	21	0	0	0	25	28	147	49.66
INDIA	787728	302329	4058	29960	17740	70932	93933	1306680	60.28

* Estimated Data

TABLE V - Recurring Expenditure by items and Type of Institutions
H- Institutions Imparting Instructions in Diploma/certificate: School Level (Below Matric Level)
(e) Music & Fine Arts

(Rupee in Thousands)									
State/Union Territory	Salaries and Allowances of Teaching and Academic staff	Salaries and Allowances of Non Teaching staff	Hostels	Libraries	Stipends Scholarships & other Financial concessions	Apparatus chemical & consumable stores	Other Item	Total (Recurring) (col.2 to 8)	% of Expenditure on salaries of Teaching staff to Total Recurring Expenditure
1	2	3	4	5	6	7	8	9	10
Andhra Pradesh	0	0	0	0	0	0	0	0	0.00
Arunachal Pradesh	0	0	0	0	0	0	0	0	0.00
Assam *	1029	91	0	6	0	24	225	1375	74.82
Bihar	0	0	0	0	0	0	0	0	0.00
Goa	2250	914	0	0	3	0	43	3210	70.09
Gujarat	932	160	0	3	0	0	86	1181	78.92
Haryana	0	0	0	0	0	0	0	0	0.00
Himachal Pradesh	0	0	0	0	0	0	0	0	0.00
Jammu & Kashmir	0	0	0	0	0	0	0	0	0.00
Karnataka	0	0	0	0	0	0	0	0	0.00
Kerala	3356	799	0	1	124	1	59	4340	77.33
Madhya Pradesh *	5843	550	0	0	0	33	275	6701	87.20
Maharashtra	4577	1721	10	60	2	18	1178	7566	60.49
Manipur	0	0	0	0	0	0	0	0	0.00
Meghalaya	0	0	0	0	0	0	0	0	0.00
Mizoram	0	0	0	0	0	0	0	0	0.00
Nagaland	0	0	0	0	0	0	0	0	0.00
Orissa	302	162	36	23	16	22	172	733	41.20
Punjab	0	0	0	0	0	0	0	0	0.00
Rajasthan	6042	796	0	49	39	33	682	7641	79.07
Sikkim	0	0	0	0	0	0	0	0	0.00
Tamil Nadu	6376	1713	0	0	48	16	32	8185	77.90
Tripura	0	0	0	0	0	0	0	0	0.00
Utter Pradesh	757	194	0	0	31	52	25	1059	71.48
West Bengal	0	0	0	0	0	0	0	0	0.00
A & N Islands	0	0	0	0	0	0	0	0	0.00
Chandigarh	0	0	0	0	0	0	0	0	0.00
D & N Haveli	0	0	0	0	0	0	0	0	0.00
Daman & Diu	0	0	0	0	0	0	0	0	0.00
Delhi	0	0	0	0	0	0	0	0	0.00
Lakshadweep	0	0	0	0	0	0	0	0	0.00
Puducherry	0	0	0	0	0	0	0	0	0.00
INDIA	31464	7100	46	142	263	199	2777	41991	74.93

— * Estimated Data

TABLE V - Recurring Expenditure by items and Type of Institutions
H- Institutions Imparting Instructions in Diploma/certificate: School Level (Below Matric Level)
(f) For the Handicapped
(Rupee in Thousands)

State/Union Territory	Salaries and Allowances of Teaching and Academic staff	Salaries and Allowances of Non Teaching staff	Hostels	Libraries	Stipends Scholarships & other Financial concessions	Apparatus chemical & consumable stores	Other Item	Total (Recurring) (col.2 to 8)	% of Expenditure on salaries of Teaching staff to Total Recurring Expenditure
1	2	3	4	5	6	7	8	9	10
Andhra Pradesh	49046	10463	5879	35	965	168	7414	73970	66.31
Arunachal Pradesh	0	0	0	0	0	0	0	0	0.00
Assam *	3951	206	1534	324	576	36	797	7425	53.21
Bihar	4603	612	86	0	1	23	1685	7010	65.66
Goa	0	0	0	0	0	0	0	0	0.00
Gujarat	63549	16075	12190	331	304	893	14294	107636	59.04
Haryana	0	0	0	0	0	0	0	0	0.00
Himachal Pradesh	2148	494	223	8	20	126	167	3186	67.42
Jammu & Kashmir	0	0	0	0	0	0	0	0	0.00
Karnataka	0	0	0	0	0	0	0	0	0.00
Kerala *	21784	7795	4319	183	1372	86	19848	55386	39.33
Madhya Pradesh	547	0	0	12	0	32	1019	1610	33.98
Maharashtra	0	0	0	0	0	0	0	0	0.00
Manipur	2816	1222	138	20	46		178	4420	63.71
Meghalaya	0	0	0	0	0	0	0	0	0.00
Mizoram	0	0	0	0	0	0	0	0	0.00
Nagaland	0	0	0	0	0	0	0	0	0.00
Orissa	0	0	0	0	0	0	0	0	0.00
Punjab *	2076	1431	0	86	0	1440	1940	6973	29.77
Rajasthan	4069	0	167	8	0	0	86	4330	93.97
Sikkim	0	0	0	0	0	0	0	0	0.00
Tamil Nadu	6300	0	0	1990	230	550	280	9350	67.38
Tripura *	2970	750	908	0	0	0	5127	9755	30.45
Utter Pradesh	5916	1536	39	0	457	22	17	7987	74.07
West Bengal	0	0	0	0	0	0	0	0	0.00
A & N Islands	0	0	0	0	0	0	0	0	0.00
Chandigarh	0	0	0	0	0	0	0	0	0.00
D & N Haveli	0	0	0	0	0	0	0	0	0.00
Daman & Diu	0	0	0	0	0	0	0	0	0.00
Delhi	0	0	0	0	0	0	0	0	0.00
Lakshadweep	0	0	0	0	0	0	0	0	0.00
Puducherry	845	733	790	0	0	32	368	2768	30.53
INDIA	170620	41317	26272	2997	3971	3408	53221	301806	56.53

* Estimated Data

TABLE V - Recurring Expenditure by items and Type of Institutions

H- Institutions Imparting Instructions in Diploma/certificate: School Level (Below Matric Level)

(g) Reformatory / Certified

(Rupee In Thousands)

State/Union Territory	Salaries and Allowances of Teaching and Academic staff	Salaries and Allowances of Non Teaching staff	Hostels	Libraries	Stipends Scholarships & other Financial concessions	Apparatus chemical & consumable stores	Other Item	Total (Recurring) (col.2 to 8)	% of Expenditure on salaries of Teaching staff to Total Recurring Expenditure
1	2	3	4	5	6	7	8	9	10
Andhra Pradesh	6768	8211	2830	5	0	0	139	17953	37.70
Arunachal Pradesh	0	0	0	0	0	0	0	0	0.00
Assam *	328	0	0	0	0	0	0	328	100.00
Bihar	0	0	0	0	0	0	0	0	0.00
Goa	0	0	0	0	0	0	0	0	0.00
Gujarat	2345	9047	765	1	1		3434	15593	15.04
Haryana	0	0	0	0	0	0	0	0	0.00
Himachal Pradesh	0	0	0	0	0	0	0	0	0.00
Jammu & Kashmir	0	0	0	0	0	0	0	0	0.00
Karnataka	0	0	0	0	0	0	0	0	0.00
Kerala	3776	3861	2863	5	0	0	220	10725	35.21
Madhya Pradesh	7265	1037	0	0	0	0	2076	10378	70.00
Maharashtra	0	0	0	0	0	0	0	0	0.00
Manipur	0	0	0	0	0	0	0	0	0.00
Meghalaya	0	0	0	0	0	0	0	0	0.00
Mizoram	0	0	0	0	0	0	0	0	0.00
Nagaland	0	0	0	0	0	0	0	0	0.00
Orissa	0	0	0	0	0	0	0	0	0.00
Punjab *	1142	0	0	0	0	0	0	1142	100.00
Rajasthan	0	0	0	0	0	0	0	0	0.00
Sikkim	0	0	0	0	0	0	0	0	0.00
Tamil Nadu	70910	111290	39468	590	8644	13100	16100	260102	27.26
Tripura	0	0	0	0	0	0	0	0	0.00
Utter Pradesh	0	0	0	0	0	0	0	0	0.00
West Bengal	0	0	0	0	0	0	0	0	0.00
A & N Islands	0	0	0	0	0	0	0	0	0.00
Chandigarh	0	0	0	0	0	0	0	0	0.00
D & N Haveli	0	0	0	0	0	0	0	0	0.00
Daman & Diu	0	0	0	0	0	0	0	0	0.00
Delhi	0	0	0	0	0	0	0	0	0.00
Lakshadweep	0	0	0	0	0	0	0	0	0.00
Puducherry	0	0	0	0	0	0	0	0	0.00
INDIA	92534	133446	45926	601	8645	13100	21969	316221	29.26

* Estimated Data

TABLE V - Recurring Expenditure by items and Type of Institutions
H- Institutions Imparting Instructions in Diploma/certificate: School Level (Below Matric Level)
(h) Oriental Studies

(Rupee in Thousands)

State/Union Territory	Salaries and Allowances of Teaching and Academic staff	Salaries and Allowances of Non Teaching staff	Hostels	Libraries	Stipends Scholarships & other Financial concessions	Apparatus chemical & consumable stores	Other Item	Total (Recurring) (col.2 to 8)	% of Expenditure on salaries of Teaching staff to Total Recurring Expenditure
1	2	3	4	5	6	7	8	9	10
Andhra Pradesh	131507	11798	0	2176	442	2352	2061	150336	87.48
Arunachal Pradesh	0	0	0	0	0	0	0	0	0.00
Assam *	24025	1358	15	34	218	16	661	26325	91.26
Bihar	94634	9350	7	33	50	1	63	104138	90.87
Goa	0	0	0	0	0	0	0	0	0.00
Gujarat	11419	757	621	24	163	204	1677	14865	76.82
Haryana	0	0	0	0	0	0	0	0	0.00
Himachal Pradesh *	545	79	70	22	37	0	0	754	72.26
Jammu & Kashmir	0	0	0	0	0	0	0	0	0.00
Karnataka	74793	6932	0	182	275	0	64099	146281	51.13
Kerala	0	0	0	0	0	0	0	0	0.00
Madhya Pradesh	24220	1169	56	1	160	43	229	25878	93.59
Maharashtra	2531	184	66	32	0	0	185	2998	84.42
Manipur	90	24	0	0	0	0	0	114	78.95
Meghalaya	0	0	0	0	0	0	0	0	0.00
Mizoram	0	0	0	0	0	0	0	0	0.00
Nagaland	0	0	0	0	0	0	0	0	0.00
Orissa	2799	686	0	0	0	0	316	3801	73.64
Punjab	0	0	0	0	0	0	0	0	0.00
Rajasthan	0	0	0	0	0	0	0	0	0.00
Sikkim	0	0	0	0	0	0	0	0	0.00
Tamil Nadu	7110	4100	0	0	0	0	0	11210	63.43
Tripura	4720	0	0	0	0	0	0	4720	100.00
Utter Pradesh	51382	5061	0	96	647	0	957	58143	88.37
West Bengal *	64998	9080	59	492	707	335	7838	83509	77.83
A & N Islands	0	0	0	0	0	0	0	0	0.00
Chandigarh	0	0	0	0	0	0	0	0	0.00
D & N Haveli	0	0	0	0	0	0	0	0	0.00
Daman & Diu	0	0	0	0	0	0	0	0	0.00
Delhi	0	0	0	0	0	0	0	0	0.00
Lakshadweep	0	0	0	0	0	0	0	0	0.00
Puducherry	0	0	0	0	0	0	0	0	0.00
INDIA	494772	50578	894	3092	2699	2951	78086	633072	78.15

Estimated Data

TABLE V - Recurring Expenditure by items and Type of Institutions

H- Institutions Imparting Instructions in Diploma/certificate: School Level (Below Matric Level)

(i) Social (Adult) Education

(Rupee in Thousands)

State/Union Territory	Salaries and Allowances of Teaching and Academic staff	Salaries and Allowances of Non Teaching staff	Hostels	Libraries	Stipends Scholarships & other Financial concessions	Apparatus chemical & consumable stores	Other Item	Total (Recurring) (col.2 to 8)	% of Expenditure on salaries of Teaching staff to Total Recurring Expenditure
1	2	3	4	5	6	7	8	9	10
Andhra Pradesh	0	0	0	0	0	0	0	0	0.00
Arunachal Pradesh	127	1538	0	0	0	0	92	1757	7.23
Assam	0	0	0	0	0	0	0	0	0.00
Bihar	0	0	0	0	0	0	0	0	0.00
Goa *	5003	0	0	0	0	0	0	5003	100.00
Gujarat	0	0	0	0	0	0	0	0	0.00
Haryana	0	0	0	0	0	0	0	0	0.00
Himachal Pradesh	0	7099	0	0	0	0	0	7099	0.00
Jammu & Kashmir	0	0	0	0	0	0	0	0	0.00
Karnataka	0	0	0	0	0	0	0	0	0.00
Kerala	0	0	0	0	0	0	0	0	0.00
Madhya Pradesh	39422	7884		0	0	0	5231	52537	75.04
Maharashtra	0	0	0	0	0	0	0	0	0.00
Manipur *	3352	7339	0	0	0	0	1239	11930	28.10
Meghalaya	0	0	0	0	0	0	0	0	0.00
Mizoram	0	6875	0	0	0	0	0	6875	0.00
Nagaland	0	0	0	0	0	0	0	0	0.00
Orissa	0	15653	0	0	0	0	0	15653	0.00
Punjab	0	0	0	0	0	0	0	0	0.00
Rajasthan *	0	19390	0	0	0	0	32886	52275	0.00
Sikkim *	359	0	0	0	0	0	0	359	100.00
Tamil Nadu	24100	66016	0	0	0	0	0	90116	26.74
Tripura *	119931	5752	0	0	0	0	23433	149116	80.43
Utter Pradesh	0	0	0	0	0	0	7995	7995	0.00
West Bengal	0	0	0	0	0	0	0	0	0.00
A & N Islands	0	2555	0	0	0	0	438	2993	0.00
Chandigarh	0	0	0	0	0	0	0	0	0.00
D & N Haveli	0	0	0	0	0	0	0	0	0.00
Daman & Diu	0	290	0	0	0	0	0	290	0.00
Delhi	0	0	0	0	0	0	0	0	0.00
Lakshadweep	0	151	0	0	0	0	0	151	0.00
Puducherry	0	0	0	0	0	0	0	0	0.00
INDIA	192293	140542	0	0	0	0	71314	404148	47.58

* Estimated Data

TABLE V - Recurring Expenditure by items and Type of Institutions
H- Institutions Imparting Instructions in Diploma/certificate: School Level (Below Matric Level)
(J) Others

									(Rupee in Thousands)
State/Union Territory	Salaries and Allowances of Teaching and Academic staff	Salaries and Allowances of Non Teaching staff	Hostels	Libraries	Stipends Scholarships & other Financial concessions	Apparatus chemical & consumable stores	Other Item	Total (Recurring) (col.2 to 8)	% of Expenditure on salaries of Teaching staff to Total Recurring Expenditure
1	2	3	4	5	6	7	8	9	10
Andhra Pradesh	0	0	0	0	0	0	0	0	0.00
Arunachal Pradesh	0	0	0	0	0	0	0	0	0.00
Assam *	4945	1677	13	17	25	159	40	6876	71.92
Bihar	153	0	0	0	0	0	0	153	100.00
Goa	0	0	0	0	0	0	0	0	0.00
Gujarat	1969	895	33	7	327	31	504	3766	52.28
Haryana	0	0	0	0	0	0	0	0	0.00
Himachal Pradesh	2639	460	0	0	5	0	1	3105	84.99
Jammu & Kashmir	0	0	0	0	0	0	0	0	0.00
Karnataka	0	0	0	0	0	0	0	0	0.00
Kerala	0	0	0	0	0	0	0	0	0.00
Madhya Pradesh	8640	3639	411	0	196	2388	352	15626	55.29
Maharashtra	1193	389	1	5	408	3	829	2828	42.19
Manipur	1489	300	0	30	47	0	92	1958	76.05
Meghalaya	0	0	0	0	0	0	0	0	0.00
Mizoram	0	0	0	0	0	0	0	0	0.00
Nagaland	24407	12205	65	0	95	0	218	36990	65.98
Orissa	0	0	0	0	0	0	0	0	0.00
Punjab	0	0	0	0	0	0	0	0	0.00
Rajasthan	0	0	0	0	0	0	0	0	0.00
Sikkim *	7748	0	0	0	0	0	0	7748	100.00
Tamil Nadu	0	0	0	0	0	0	0	0	0.00
Tripura	0	0	0	0	0	0	0	0	0.00
Utter Pradesh	0	0	0	0	0	0	458014	458014	0.00
West Bengal	0	0	0	0	0	0	0	0	0.00
A & N Islands	0	0	0	0	0	0	0	0	0.00
Chandigarh	730	413	0	0	0	0	377	1520	48.03
D & N Haveli	0	0	0	0	0	0	0	0	0.00
Daman & Diu	0	0	0	0	0	0	0	0	0.00
Delhi	0	0	0	0	0	0	0	0	0.00
Lakshadweep	0	0	0	0	0	0	0	0	0.00
Puducherry	0	0	0	0	0	0	0	0	0.00
INDIA	53914	19978	523	59	1103	2581	460427	538585	10.01

Estimated Data

TABLE V - Recurring Expenditure by items and Type of Institutions
H- Institutions Imparting Instructions in Diploma/certificate: School Level (Below Matric Level)
Total (a to j)

(Rupee in Thousands)									
State/Union Territory	Salaries and Allowances of Teaching and Academic staff	Salaries and Allowances of Non Teaching staff	Hostels	Libraries	Stipends Scholarships & other Financial concessions	Apparatus chemical & consumable stores	Other Item	Total (Recurring) (col.2 to 8)	% of Expenditure on salaries of Teaching staff to Total Recurring Expenditure
1	2	3	4	5	6	7	8	9	10
Andhra Pradesh	187321	30472	8709	2216	1407	2520	9614	242259	77.32
Arunachal Pradesh	127	1538	0	0	0	0	92	1757	7.23
Assam	42833	5165	1609	381	1487	417	2323	54216	79.00
Bihar	159366	21613	94	37	67	61	1971	183209	86.99
Goa	10262	2097	0	0	3	73	214	12648	81.14
Gujarat	265118	113526	14717	779	5357	18203	42621	460321	57.59
Haryana	142982	70176	2607	514	216	29761	9777	256032	55.85
Himachal Pradesh	66635	28756	308	226	1846	2006	4152	103930	64.12
Jammu & Kashmir	246	171	85	33	31	19	96	680	36.25
Karnataka	285823	14536	5268	451	431	130	73863	380502	75.12
Kerala	357770	88195	18753	3015	12045	13346	62701	555824	64.37
Madhya Pradesh	143381	33393	467	54	647	3293	13032	194267	73.81
Maharashtra	341275	100059	2813	3139	11094	4100	91322	553802	61.62
Manipur	12213	12010	138	50	1159	0	3105	28675	42.59
Meghalaya	21522	8626	42	0	660	716	1876	33442	64.36
Mizoram	9275	6875	0	0	0	0	0	16150	57.43
Nagaland	30185	15092	65	0	895	519	753	47509	63.54
Orissa	49190	31633	180	233	3067	438	661	85402	57.60
Punjab	53338	25924	0	661	175	1822	6637	88558	60.23
Rajasthan	91752	65187	294	96	1012	5349	38079	201768	45.47
Sikkim	14507	0	0	67	0	0	887	15461	63.83
Tamil Nadu	125050	186833	39688	31079	10557	14841	35735	443783	28.18
Tripura	128616	7047	908	0	0	0	29081	165651	77.64
Utter Pradesh	216864	32549	112	160	2692	411	468553	721341	30.06
West Bengal	149911	13794	59	604	759	426	9999	175552	65.39
A & N Islands	0	6074	0	0	0	0	3259	9333	0.00
Chandigarh	70485	11204	0	13	991	2877	1643	87213	60.82
D & N Haveli	0	0	0	0	0	0	0	0	0.00
Daman & Diu	7575	2165	0	6	550	2334	1156	13785	14.95
Delhi	0	0	0	0	0	0	0	0	0.00
Lakshadweep	0	151	0	0	0	0	0	151	0.00
Puducherry	918	754	790	0	0	57	396	2915	1.49
INDIA	2984538	935615	97706	43814	57147	103718	913596	5136134	58.11

* Estimated Data

TABLE V - Recurring Expenditure by Items and Type of Institutions
Directorate and Inspectorate

(Rupee in Thousands)

State/Union Territory	Salaries and Allowances of Teaching and Academic staff	Salaries and Allowances of Non Teaching staff	Hostels	Libraries	Stipends Scholarships & other Financial concessions	Apparatus chemical & consumable stores	Other Item	Total (Recurring) (col.2 to 8)	% of Expenditure on salaries of Teaching staff to Total Recurring Expenditure
1	2	3	4	5	6	7	8	9	10
Andhra Pradesh	0	202319	0	0	0	0	34721	237040	0.00
Arunachal Pradesh	0	13786	0	0	0	0	49220	63006	0.00
Assam *	0	187954	0	0	0	0	30125	218080	0.00
Bihar *	0	1485385	0	0	0	0	28059	1513444	0.00
Goa	4614	0	0	0	0	0	0	4614	100.00
Gujarat	0	34928	0	0	0	0	0	34928	0.00
Haryana	0	356200	0	0	0	0	11758	367958	0.00
Himachal Pradesh	0	116978	0	0	0	0	10161	127139	0.00
Jammu & Kashmir	0	0	0	0	0	0	0	0	0.00
Karnataka	0	95874	0	0	0	0	23622	119496	0.00
Kerala	0	387325	0	0	0	0	0	387325	0.00
Madhya Pradesh	0	820906	0	1963	0	0	30030	852899	0.00
Maharashtra	0	0	0	0	0	0	397985	397985	0.00
Manipur	0	248053	0	0	0	0	0	248053	0.00
Meghalaya	0	41011	0	0	0	0	18567	59578	0.00
Mizoram	32230	2053	0	0	0	0	0	34283	94.01
Nagaland	0	83095	0	0	0	9291	5906	98292	0.00
Orissa	0	49978	0	0	0	0	0	49978	0.00
Punjab *	0	1037442	0	0	0	0	22538	1059980	0.00
Rajasthan	2873	153377	0	0	2285	615	29896	189046	1.52
Sikkim *	57853	0	0	0	0	0	0	57853	100.00
Tamil Nadu	784150	0	0	0	0	0	0	784150	100.00
Tripura	0	145637	0	46	0	925	22138	168746	0.00
Uttar Pradesh	0	276467	0	69	0	0	5963761	6240297	0.00
West Bengal *	0	198330	0	0	0	0	95129	293459	0.00
A & N Islands	0	13600	0	0	0	0	3122	16722	0.00
Chandigarh	0	0	0	0	0	0	0	0	0.00
D & N Haveli *	0	3139	0	0	858	0	211	4207	0.00
Daman & Diu	55323	793	0	0	72	0	0	56188	98.46
Delhi	0	0	0	0	0	0	0	0	0.00
Lakshadweep	0	2108	0	0	0	0	300	2408	0.00
Puducherry	1620	31974	0	0	0	0	3138	36732	4.41
INDIA	938663	5988712	0	2078	3215	10831	6780387	13723886	6.84

Estimated Data

TABLE V - Recurring Expenditure by items and Type of Institutions
Grand Total - (A to I)

(Rupee In Thousands)

State/Union Territory	Salaries and Allowances of Teaching and Academic staff	Salaries and Allowances of Non Teaching staff	Hostels	Libraries	Stipends Scholarships & other Financial concessions	Apparatus chemical & consumable stores	Other Item	Total (Recurring) (col.2 to 8)	% of Expenditure on salaries of Teaching staff to Total Recurring Expenditure
1	2	3	4	5	6	7	8	9	10
Andhra Pradesh	20355386	1294246	184816	11042	50077	25986	748332	22669885	89.79
Arunachal Pradesh	1009449	52862	2485	9964	25989	851	102296	1203895	83.85
Assam	8836031	677590	4881	9056	12159	11500	824587	10375804	85.16
Bihar	19641565	2146988	19256	1300	10561	5004	249618	22074292	88.98
Goa	1222440	187386	2304	3168	3380	5821	39655	1464153	83.49
Gujarat	21806234	1707078	47511	30799	134688	114100	1765435	25605845	85.16
Haryana	10472063	1303216	21225	20775	40865	134186	485411	12477740	83.93
Himachal Pradesh	5305153	666310	68828	2913	41740	24411	302200	6411556	82.74
Jammu & Kashmir	5611005	276457	12670	4269	12415	4608	100848	6022272	93.17
Karnataka	20836968	873754	63860	4537	48362	18095	2013357	23858933	87.33
Kerala	20771142	2144066	73010	25793	96184	67408	650836	23828438	87.17
Madhya Pradesh	9490573	1838068	158182	16044	743790	34548	1081074	13362279	71.03
Maharashtra	52997467	5059224	16165	84114	98035	193148	5928682	64376835	82.32
Manipur	2093742	368267	1741	2755	2219	6351	138570	2613645	80.11
Meghalaya	1044814	100137	3723	627	1311	7213	152049	1309874	79.76
Mizoram	1084905	46942	0	0	19075	0	11792	1162714	93.31
Nagaland	696113	173099	65	0	3139	10922	255885	1139223	61.10
Orissa	5299833	285844	3204	5345	10949	4369	188353	5797897	91.41
Punjab	12229618	2031734	11012	49333	128283	19180	859563	15328725	79.78
Rajasthan	18379299	2151904	43768	71500	90621	49416	7023305	27809813	66.09
Sikkim	1173079	0	0	254	0	0	6064	1179397	99.46
Tamil Nadu	11240130	849687	53540	40357	117806	31529	137123	12470172	90.14
Tripura	2511429	257895	7283	1617	22887	2378	198719	3002207	83.65
Utter Pradesh	26789929	2725170	11108	10631	146015	6189	15083420	44772462	59.84
West Bengal	20507833	1823166	38263	35176	90651	48169	2211504	24754761	82.84
A & N Islands	561977	19674	0	2567	419	0	65403	650040	86.45
Chandigarh	482532	50318	0	262	5806	3180	17439	559537	86.24
D & N Haveli	59257	3457	0	100	1042	0	2593	66450	89.18
Daman & Diu	171490	7372	0	174	775	2998	3055	185864	92.27
Delhi	8072601	762031	0	46377	58784	71946	2967106	11978844	67.39
Lakshadweep	141401	12794	6081	0	11926	1580	4408	178189	79.35
Puducherry	625139	92977	790	217	11621	871	176896	908511	68.81
INDIA	311520595	29989712	855770	491066	2041573	905956	43795578	389600250	79.96

* Estimated Data

TABLE VI - Non-Recurring Expenditure by items and Type of Institutions
A - Boards of Intermediate and/or Secondary Education

(Rupee in Thousands)

State/Union Territory	LIBRARIES	BUILDING	OTHER ITEM	TOTAL (NON-REC. EXPDT. (COL.2 TO 4))	%OF EXPDT. ON LIB. TO TOTAL NON-REC.EXPDT.	% OF EXPDT. ON BUILDING TO TOTAL NON-REC EXPDT.
1	2	3	4	5	6	7
Andhra Pradesh	0	0	0	0	0.00	0.00
Arunachal Pradesh	0	0	0	0	0.00	0.00
Assam *	0	4023	6438	10462	0.00	38.46
Bihar	0	0	0	0	0.00	0.00
Goa	1	0	505	506	0.20	0.00
Gujarat	0	0	312	312	0.00	0.00
Haryana	0	0	1199	1199	0.00	0.00
Himachal Pradesh	20	8294	118167	126481	0.02	6.56
Jammu & Kashmir	0	0	0	0	0.00	0.00
Karnataka	0	0	0	0	0.00	0.00
Kerala	0	0	0	0	0.00	0.00
Madhya Pradesh	0	0	0	0	0.00	0.00
Maharashtra	0	37474	0	37474	0.00	100.00
Manipur	1812	181	7065	9058	20.00	2.00
Meghalaya *	0	0	3579	3579	0.00	0.00
Mizoram *	0	1650	9271	10921	0.00	15.11
Nagaland	0	0	3599	3599	0.00	0.00
Orissa	0	0	0	0	0.00	0.00
Punjab	0	0	0	0	0.00	0.00
Rajasthan	0	0	0	0	0.00	0.00
Sikkim	0	0	0	0	0.00	0.00
Tamil Nadu	0	0	0	0	0.00	0.00
Tripura	0	0	0	0	0.00	0.00
Utter Pradesh	0	0	0	0	0.00	0.00
West Bengal *	0	10151	2428	12579	0.00	80.69
A & N Islands	0	0	0	0	0.00	0.00
Chandigarh	0	0	0	0	0.00	0.00
D & N Haveli	0	0	0	0	0.00	0.00
Daman & Diu	0	0	0	0	0.00	0.00
Delhi	0	0	0	0	0.00	0.00
Lakshadweep	0	0	0	0	0.00	0.00
Puducherry	0	0	0	0	0.00	0.00
INDIA	1833	61773	152564	216170	0.85	28.58

* Estimated Data

TABLE VI - Non-Recurring Expenditure by items and Type of Institutions

B - Intermediate/pre-Degree/jr. colleges

(Rupee in Thousands)

State/Union Territory	LIBRARIES	BUILDING	OTHER ITEM	TOTAL (NON-REC. EXPDT. (COL.2 TO 4))	%OF EXPDT. ON LIB. TO TOTAL NON-REC.EXPDT.	% OF EXPDT. ON BUILDING TO TOTAL NON-REC EXPDT.
1	2	3	4	5	6	7
Andhra Pradesh	0	0	0	0	0.00	0.00
Arunachal pradesh	0	0	0	0	0.00	0.00
Assam *	281	2222	1047	3549	- 7.91	62.60
Bihar	0	0	0	0	0.00	0.00
Goa	0	0	0	0	0.00	0.00
Gujarat	0	0	0	0	0.00	0.00
Haryana	0	0	0	0	- 0.00	0.00
Himachal Pradesh	0	0	0	0	- 0.00	0.00
Jammu & Kashmir	0	0	0	0	0.00	0.00
Karnataka	0	0	0	0	0.00	0.00
Kerala	0	0	0	0	0.00	0.00
Madhya Pradesh	0	0	0	0	0.00	0.00
Maharashtra	1452	2569	55959	59980	2.42	4.28
Manipur	0	0	0	0	0.00	0.00
Meghalaya	0	0	0	0	0.00	0.00
Mizoram	0	0	0	0	0.00	0.00
Nagaland	0	0	0	0	0.00	0.00
Orissa	9911	8151	10664	28726	34.50	28.37
Punjab	0	0	0	0	0.00	0.00
Rajasthan	0	0	0	0	0.00	0.00
Sikkim	0	0	0	0	- 0.00	0.00
Tamil Nadu	0	0	0	0	0.00	0.00
Tripura	0	0	0	0	0.00	0.00
Utter Pradesh	1903	79516	46611	128030	1.49	62.11
West Bengal	0	0	0	0	0.00	0.00
A & N Islands	0	0	0	0	0.00	0.00
Chandigarh	0	0	0	0	0.00	0.00
D & N Haveli	0	0	0	0	0.00	0.00
Daman & Diu	0	0	0	0	0.00	0.00
Delhi	0	0	0	0	0.00	0.00
Lakshadweep	0	1000	499	1499	0.00	66.71
Puducherry	0	0	0	0	0.00	0.00
INDIA	13547	93458	114780	221784	6.11	42.14

* Estimated Data

TABLE VI - Non-Recurring Expenditure by items and Type of Institutions

C - Higher Secondary Schools(10+2 pattern)

(i) Higher Secondary Schools with Academic Streams

(Rupee in Thousands)

State/Union Territory	LIBRARIES	BUILDING	OTHER ITEM	TOTAL (NON-REC. EXPDT. (COL.2 TO 4))	%OF EXPDT. ON LIB. TO TOTAL NON-REC.EXPDT.	% OF EXPDT. ON BUILDING TO TOTAL NON-REC EXPDT.
1	2	3	4	5	6	7
Andhra Pradesh	1600	13605	11360	26565	6.02	51.21
Arunachal pradesh	0	1232	153	1385	0.00	88.95
Assam *	1251	12396	3562	17210	7.27	72.03
Bihar	105	232	1047	1384	7.59	16.76
Goa	80	855	365	1300	6.15	65.77
Gujarat	7633	33645	165688	206966	3.69	16.26
Haryana	1910	- 50298	28240	80448	2.37	62.52
Himachal Pradesh	367	23542	13958	37867	0.97	62.17
Jammu & Kashmir	77	11811	2083	13971	0.55	84.54
Karnataka	0	0	0	0	0.00	0.00
Kerala	4684	180458	51875	237017	1.98	76.14
Madhya Pradesh	10945	7593	17167	35705	30.65	21.27
Maharashtra	39591	54351	270415	364357	10.87	14.92
Manipur	4126	18521	14806	37453	11.02	49.45
Meghalaya	86	0	1389	1475	5.83	0.00
Mizoram	0	550	10222	10772	0.00	5.11
Nagaland	0	0	9425	9425	0.00	0.00
Orissa	0	0	0	0	0.00	0.00
Punjab *	2865	39434	35599	77898	3.68	50.62
Rajasthan	970	15495	19916	36381	2.67	42.59
Sikkim *	0	-16753	0	16753	0.00	100.00
Tamil Nadu	0	0	0	0	0.00	0.00
Tripura	339	12437	9853	22629	1.50	54.96
Utter Pradesh	0	0	0	0	0.00	0.00
West Bengal *	2232	114065	66650	182948	1.22	62.35
A & N Islands	0	0	0	0	0.00	0.00
Chandigarh	0	0	0	0	0.00	0.00
D & N Haveli *	0	2823	2299	5122	0.00	55.11
Daman & Diu	0	0	0	0	0.00	0.00
Delhi *	24925	207604	197434	429963	5.80	48.28
Lakshadweep *	0	1137	787	1924	0.00	59.12
Puducherry	0	24313	2234	26547	0.00	91.58
INDIA	103786	843151	936527	1883464	5.51	44.77

* Estimated Data

TABLE VI - Non-Recurring Expenditure by items and Type of Institutions

C-Higher Secondary Schools(10+2 pattern)

(ii)Higher Secondary Schools with vocational streams

(Rupee in Thousands)

State/Union Territory	LIBRARIES	BUILDING	OTHER ITEM	TOTAL (NON-REC. EXPDT. (COL.2 TO 4))	%OF EXPDT. ON LIB. TO TOTAL NON-REC.EXPDT.	% OF EXPDT. ON BUILDING TO TOTAL NON-REC EXPDT.
1	2	3	4	5	6	7
Andhra Pradesh	0	0	0	0	0.00	0.00
Arunachal pradesh	0	0	0	0	0.00	0.00
Assam	0	0	0	0	0.00	0.00
Bihar	0	0	0	0	0.00	0.00
Goa	85	364	4867	5316	1.60	6.85
Gujarat	518	637	3697	4852	10.68	13.13
Haryana *	4013	2006	2006	8026	50.00	25.00
Himachal Pradesh	0	0	0	0	0.00	0.00
Jammu & Kashmir	0	0	0	0	0.00	0.00
Karnataka	0	0	0	0	0.00	0.00
Kerala	372	15590	2874	18836	1.97	82.77
Madhya Pradesh	0	0	0	0	0.00	0.00
Maharashtra	0	0	0	0	0.00	0.00
Manipur	0	0	0	0	0.00	0.00
Meghalaya	0	0	0	0	0.00	0.00
Mizoram	0	0	0	0	0.00	0.00
Nagaland	0	0	0	0	0.00	0.00
Orissa	0	0	0	0	0.00	0.00
Punjab	0	0	0	0	0.00	0.00
Rajasthan	0	0	0	0	0.00	0.00
Sikkim	0	0	0	0	0.00	0.00
Tamil Nadu	0	0	0	0	0.00	0.00
Tripura	0	0	0	0	0.00	0.00
Utter Pradesh	0	0	0	0	0.00	0.00
West Bengal	0	0	0	0	0.00	0.00
A & N Islands	0	33133	0	33133	0.00	100.00
Chandigarh	0	0	0	0	0.00	0.00
D & N Haveli	0	0	0	0	0.00	0.00
Daman & Diu	0	0	0	0	0.00	0.00
Delhi *	257	382	1578	2218	11.60	17.24
Lakshadweep	0	0	0	0	0.00	0.00
Puducherry	0	0	0	0	0.00	0.00
INDIA	5245	52113	15023	72380	7.25	72.00

* Estimated Data

TABLE VI - Non-Recurring Expenditure by items and Type of Institutions

C-Higher Secondary schools(10+2 pattern)

(iii) Higher Secondary Schools with Vocational and Academic stream

(Rupee in Thousands)

State/Union Territory	LIBRARIES	BUILDING	OTHER ITEM	TOTAL (NON-REC. EXPDT. (COL.2 TO 4))	%OF EXPDT. ON LIB. TO TOTAL NON-REC.EXPDT.	% OF EXPDT. ON BUILDING TO TOTAL NON-REC EXPDT.
1	2	3	4	5	6	7
Andhra Pradesh	0	0	0	0	0.00	0.00
Arunachal pradesh	0	0	0	0	0.00	0.00
Assam	0	0	0	0	0.00	0.00
Bihar	0	0	0	0	0.00	0.00
Goa	0	0	0	0	0.00	0.00
Gujarat	343	2617	18214	21174	1.62	12.36
Haryana	0	0	0	0	0.00	0.00
Himachal Pradesh	9	76	0	85	10.59	89.41
Jammu & Kashmir	0	0	0	0	0.00	0.00
Karnataka	0	0	0	0	0.00	0.00
Kerala	0	0	0	0	0.00	0.00
Madhya Pradesh	0	0	0	0	0.00	0.00
Maharashtra	0	0	0	0	0.00	0.00
Manipur	0	0	0	0	0.00	0.00
Meghalaya	0	0	0	0	0.00	0.00
Mizoram	0	0	0	0	0.00	0.00
Nagaland	0	0	0	0	0.00	0.00
Orissa	0	0	0	0	0.00	0.00
Punjab *	173	1280	647	2099	8.23	60.97
Rajasthan	0	0	0	0	0.00	0.00
Sikkim	0	0	0	0	0.00	0.00
Tamil Nadu	11523	33230	21870	66623	17.30	49.88
Tripura	0	0	0	0	0.00	0.00
Utter Pradesh	0	0	0	0	0.00	0.00
West Bengal	0	0	0	0	0.00	0.00
A & N Islands	0	0	0	0	0.00	0.00
Chandigarh	0	0	0	0	0.00	0.00
D & N Haveli	0	0	0	0	0.00	0.00
Daman & Diu	0	0	0	0	0.00	0.00
Delhi	0	0	0	0	0.00	0.00
Lakshadweep	0	0	0	0	0.00	0.00
Puducherry	0	12000	1630	13630	0.00	88.04
INDIA	12048	49203	42361	103611	11.63	47.49

* Estimated Data

TABLE VI - Non-Recurring Expenditure by items and Type of Institutions
Total C-(I to iii) (10+2 pattern)

(Rupee in Thousands)

State/Union Territory	LIBRARIES	BUILDING	OTHER ITEM	TOTAL (NON-REC. EXPDT. (COL.2 TO 4))	%OF EXPDT. ON LIB. TO TOTAL NON-REC.EXPDT.	% OF EXPDT. ON BUILDING TO TOTAL NON-REC EXPDT.
1	2	3	4	5	6	7
Andhra Pradesh	1600	13605	11360	26565	6.02	51.21
Arunachal Pradesh	0	1232	153	1385	0.00	88.95
Assam	1251	12396	3562	17210	7.27	72.03
Bihar	105	232	1047	1384	7.59	16.76
Goa	165	1219	5232	6616	2.49	18.43
Gujarat	8494	36899	187599	232992	3.65	15.64
Haryana	5923	52304	30246	88474	6.69	59.12
Himachal Pradesh	376	23618	13958	37952	0.99	62.23
Jammu & Kashmir	77	11811	2083	13971	0.55	84.54
Karnataka	0	0	0	0	0.00	0.00
Kerala	5056	196048	54749	255853	1.98	76.63
Madhya Pradesh	10945	7593	17167	35705	30.65	21.27
Maharashtra	39591	54351	270415	364357	10.87	14.92
Manipur	4126	18521	14806	37453	11.02	49.45
Meghalaya	86	0	1389	1475	5.83	0.00
Mizoram	0	550	10222	10772	0.00	5.11
Nagaland	0	0	9425	9425	0.00	0.00
Orissa	0	0	0	0	0.00	0.00
Punjab	3038	40713	36246	79997	3.80	50.19
Rajasthan	970	15495	19916	36381	2.67	42.59
Sikkim	0	16753	0	16753	0.00	100.00
Tamil Nadu	11523	33230	21870	66623	17.30	49.18
Tripura	339	12437	9853	22629	1.50	54.96
Utter Pradesh	0	0	0	0	0.00	0.00
West Bengal	2232	114065	66650	182948	1.22	62.55
A & N Islands	0	33133	0	33133	0.00	100.00
Chandigarh	0	0	0	0	0.00	0.00
D & N Haveli	0	2823	2299	5122	0.00	55.11
Daman & Diu	0	0	0	0	0.00	0.00
Delhi	25182	207987	199012	432180	5.83	48.22
Lakshadweep	0	1137	787	1924	0.00	59.22
Puducherry	0	36313	3864	40177	0.00	90.18
INDIA	121079	944467	993910	2059456	5.88	45.16

* Estimated Data

TABLE VI - Non-Recurring Expenditure by items and Type of Institutions
D - High/post Basic Schools

(Rupee in Thousands)

State/Union Territory	LIBRARIES	BUILDING	OTHER ITEM	TOTAL (NON-REC. EXPDT. (COL.2 TO 4))	%OF EXPDT. ON LIB. TO TOTAL NON-REC.EXPDT.	% OF EXPDT. ON BUILDING TO TOTAL NON-REC EXPDT.
1	2	3	4	5	6	7
Andhra Pradesh	5298	53450	67238	125986	4.21	42.43
Arunachal Pradesh	0	1505	187	1692	0.00	88.95
Assam *	1681	23970	16621	42271	3.98	56.71
Bihar	314	2504	9089	11907	2.64	21.03
Goa	225	5291	6437	11953	1.88	44.27
Gujarat	7585	40561	115547	163693	4.63	24.78
Haryana	4635	14830	3861	23326	19.87	63.58
Himachal Pradesh	653	7212	10876	18741	3.48	38.48
Jammu & Kashmir	775	26071	3838	30684	2.53	84.97
Karnataka	3505	70283	8070	81858	4.28	85.86
Kerala	4370	124821	140101	269292	1.62	46.35
Madhya Pradesh	7689	2378	5694	15761	48.78	15.09
Maharashtra	26486	99024	433272	558782	4.74	17.72
Manipur	9209	29596	47530	86335	10.67	34.28
Meghalaya	364	4352	3791	8507	4.28	51.16
Mizoram	0	0	0	0	0.00	0.00
Nagaland	60	3500	2800	6360	0.94	55.03
Orissa	3023	14554	972576	990153	0.31	1.47
Punjab *	1182	18964	9241	29387	4.02	64.53
Rajasthan	756	14572	12936	28264	2.67	51.56
Sikkim	0	0	0	0	0.00	0.00
Tamil Nadu	4870	9610	11390	25870	18.82	37.15
Tripura	265	8872	10240	19377	1.37	45.79
Utter Pradesh	873	16263	13926	31062	2.81	52.36
West Bengal *	376	120462	73176	194014	0.19	62.09
A & N Islands	0	29026	0	29026	0.00	100.00
Chandigarh *	0	112	0	112	0.00	100.00
D & N Haveli *	0	4235	1533	5768	0.00	73.42
Daman & Diu	9	0	99	108	8.33	0.00
Delhi	0	0	0	0	0.00	0.00
Lakshadweep	0	2000	10000	12000	0.00	16.67
Puducherry	0	55162	2262	57424	0.00	96.06
INDIA	84203	803180	1992331	2879713	2.92	27.89

* Estimated Data

TABLE VI - Non-Recurring Expenditure by items and Type of Institutions

E - Middle/senior Basic Schools

(Rupee in Thousands)

State/Union Territory	LIBRARIES	BUILDING	OTHER ITEM	TOTAL (NON-REC. EXPDT. (COL.2 TO 4))	%OF EXPDT. ON LIB. TO TOTAL NON-REC.EXPDT.	% OF EXPDT. OF BUILDING TO TOTAL NON-REC EXPDT.
1	2	3	4	5	6	7
Andhra Pradesh	0	0	29457	29457	0.00	0.00
Arunachal pradesh *	0	0	58090	58090	0.00	0.00
Assam *	0	0	150762	150762	0.00	0.00
Bihar	0	0	10613	10613	0.00	0.00
Goa	0	0	422	422	0.00	0.00
Gujarat *	0	0	167985	167985	0.00	0.00
Haryana	0	0	2741	2741	0.00	0.00
Himachal Pradesh	0	0	2542	2542	0.00	0.00
Jammu & Kashmir	0	0	36001	36001	0.00	0.00
Karnataka	0	0	120764	120764	0.00	0.00
Kerala	0	0	88565	88565	0.00	0.00
Madhya Pradesh	0	0	15141	15141	0.00	0.00
Maharashtra	0	0	126599	126599	0.00	0.00
Manipur	0	0	16411	16411	0.00	0.00
Meghalaya	0	0	0	0	0.00	0.00
Mizoram	0	0	2460	2460	0.00	0.00
Nagaland	0	0	68291	68291	0.00	0.00
Orissa	0	0	1914637	1914637	0.00	0.00
Punjab *	0	0	5632	5632	0.00	0.00
Rajasthan *	0	0	5044	5044	0.00	0.00
Sikkim *	0	0	13300	13300	0.00	0.00
Tamil Nadu	0	0	0	0	0.00	0.00
Tripura	0	0	21524	21524	0.00	0.00
Utter Pradesh	0	0	126696	126696	0.00	0.00
West Bengal	0	0	0	0	0.00	0.00
A & N Islands	0	0	29812	29812	0.00	0.00
Chandigarh	0	0	0	0	0.00	0.00
D & N Haveli *	0	0	23156	23156	0.00	0.00
Daman & Diu	0	0	0	0	0.00	0.00
Delhi *	1481	39217	2786	43484	3.40	90.9
Lakshadweep	0	0	804	804	0.00	0.00
Puducherry	0	0	8610	8610	0.00	0.00
INDIA	1480.6	39217.2	3048845	3089543	0.05	1.77

* Estimated Data

TABLE VI - Non-Recurring Expenditure by items and Type of Institutions

F - Primary/Junior Basic Schools

(Rupee in Thousands)

State/Union Territory	LIBRARIES	BUILDING	OTHER ITEM	TOTAL (NON-REC. EXPDT. (COL.2 TO 4))	%OF EXPDT. ON LIB. TO TOTAL NON-REC.EXPDT.	% OF EXPDT. ON BUILDING TO TOTAL NON-REC EXPDT.
1	2	3	4	5	6	7
Andhra Pradesh			337748	337748	0.00	0.00
Arunachal pradesh *			60209	60209	0.00	0.00
Assam *			321533	321533	0.00	0.00
Bihar			9243	9243	0.00	0.00
Goa			496	496	0.00	0.00
Gujarat *			165987	165987	0.00	0.00
Haryana			12999	12999	0.00	0.00
Himachal Pradesh			4278	4278	0.00	0.00
Jammu & Kashmir			43316	43316	0.00	0.00
Karnataka			210836	210836	0.00	0.00
Kerala			49230	49230	0.00	0.00
Madhya Pradesh			20495	20495	0.00	0.00
Maharashtra			84399	84399	0.00	0.00
Manipur			0	0	0.00	0.00
Meghalaya			0	0	0.00	0.00
Mizoram			3652	3652	0.00	0.00
Nagaland			82211	82211	0.00	0.00
Orissa			7996145	7996145	0.00	0.00
Punjab *			14131	14131	0.00	0.00
Rajasthan			0	0	0.00	0.00
Sikkim *			16795	16795	0.00	0.00
Tamil Nadu			0	0	0.00	0.00
Tripura			40370	40370	0.00	0.00
Utter Pradesh			392879	392879	0.00	0.00
West Bengal			0	0	0.00	0.00
A & N Islands			45579	45579	0.00	0.00
Chandigarh			0	0	0.00	0.00
D & N Haveli *			11708	11708	0.00	0.00
Daman & Diu			0	0	0.00	0.00
Delhi			0	0	0.00	0.00
Lakshadweep			2082	2082	0.00	0.00
Puducherry			9000	9000	0.00	0.00
INDIA	0	0	9935320	9935320	0.00	0.00

* Estimated Data

TABLE VI - Non-Recurring Expenditure by items and Type of Institutions

G - Pre-primary/pre-Basic Schools

(Rupee in Thousands)

State/Union Territory	LIBRARIES	BUILDING	OTHER ITEM	TOTAL (NON-REC. EXPDT. (COL.2 TO 4))	%OF EXPDT. ON LIB. TO TOTAL NON-REC.EXPDT.	% OF EXPDT. ON BUILDING TO TOTAL NON-REC EXPDT.
1	2	3	4	5	6	7
Andhra Pradesh			21	21	0.00	0.00
Arunachal pradesh *			169	169	0.00	0.00
Assam *			316	316	0.00	0.00
Bihar			0	0	0.00	0.00
Goa			0	0	0.00	0.00
Gujarat *			5391	5391	0.00	0.00
Haryana			2	2	0.00	0.00
Himachal Pradesh			0	0	0.00	0.00
Jammu & Kashmir			0	0	0.00	0.00
Karnataka			0	0	0.00	0.00
Kerala			0	0	0.00	0.00
Madhya Pradesh *			839	839	0.00	0.00
Maharashtra			0	0	0.00	0.00
Manipur			0	0	0.00	0.00
Meghalaya			0	0	0.00	0.00
Mizoram			0	0	0.00	0.00
Nagaland			0	0	0.00	0.00
Orissa			0	0	0.00	0.00
Punjab			0	0	0.00	0.00
Rajasthan			0	0	0.00	0.00
Sikkim			0	0	0.00	0.00
Tamil Nadu			0	0	0.00	0.00
Tripura *			10362	10362	0.00	0.00
Utter Pradesh			65	65	0.00	0.00
West Bengal			0	0	0.00	0.00
A & N Islands			3225	3225	0.00	0.00
Chandigarh			0	0	0.00	0.00
D & N Haveli			0	0	0.00	0.00
Daman & Diu			0	0	0.00	0.00
Delhi			0	0	0.00	0.00
Lakshadweep			463	463	0.00	0.00
Puducherry			1500	1500	0.00	0.00
INDIA	0	0	22354	22354	0.00	0.00

* Estimated Data

TABLE VI - Non-Recurring Expenditure by items and Type of Institutions
Total of Elementary Education(E,F,G)

(Rupee in Thousands)

State/Union Territory	LIBRARIES	BUILDING	OTHER ITEM	TOTAL (NON-REC. EXPDT. (COL.2 TO 4)	%OF EXPDT. ON LIB. TO TOTAL NON-REC.EXPDT.	% OF EXPDT. ON BUILDING TO TOTAL NON-REC EXPDT.
1	2	3	4	5	6	7
Andhra Pradesh	0	0	367226	367226	0.00	0.00
Arunachal pradesh	0	0	118468	118468	0.00	0.00
Assam	0	0	472611	472611	0.00	0.00
Bihar	0	0	19856	19856	0.00	0.00
Goa	0	0	918	918	0.00	0.00
Gujarat	0	0	339363	339363	0.00	0.00
Haryana	0	0	15742	15742	0.00	0.00
Himachal Pradesh	0	0	6820	6820	0.00	0.00
Jammu & Kashmir	0	0	79317	79317	0.00	0.00
Karnataka	0	0	331600	331600	0.00	0.00
Kerala	0	0	137795	137795	0.00	0.00
Madhya Pradesh	0	0	36475	36475	0.00	0.00
Maharashtra	0	0	210998	210998	0.00	0.00
Manipur	0	0	16411	16411	0.00	0.00
Meghalaya	0	0	0	0	0.00	0.00
Mizoram	0	0	6112	6112	0.00	0.00
Nagaland	0	0	150502	150502	0.00	0.00
Orissa	0	0	9910782	9910782	0.00	0.00
Punjab	0	0	19762	19762	0.00	0.00
Rajasthan	0	0	5044	5044	0.00	0.00
Sikkim	0	0	30095	30095	0.00	0.00
Tamil Nadu	0	0	0	0	0.00	0.00
Tripura	0	0	72256	72256	0.00	0.00
Utter Pradesh	0	0	519640	519640	0.00	0.00
West Bengal	0	0	0	0	0.00	0.00
A & N Islands	0	0	78616	78616	0.00	0.00
Chandigarh	0	0	0	0	0.00	0.00
D & N Haveli	0	0	34864	34864	0.00	0.00
Daman & Diu	0	0	0	0	0.00	0.00
Delhi	1481	39217	2786	43484	3.40	90.19
Lakshadweep	0	0	3349	3349	0.00	0.00
Puducherry	0	0	19110	19110	0.00	0.00
INDIA	1481	39217	13006519	13047217	0.01	0.30

* Estimated Data

TABLE VI - Non-Recurring Expenditure by items and Type of Institutions

H- Institutions Imparting Instructions in Diploma/certificate: School Level (Below Matric Level)

(a)Agriculture & Forestry

(Rupee In Thousands)

State/Union Territory	LIBRARIES	BUILDING	OTHER ITEM	TOTAL (NON-REC. EXPDT. (COL.2 TO 4))	%OF EXPDT. ON LIB. TO TOTAL NON-REC.EXPDT.	% OF EXPDT. ON BUILDING TO TOTAL NON-REC EXPDT.
1	2	3	4	5	6	7
Andhra Pradesh	0	0	0	0	0.00	0.00
Arunachal pradesh	0	0	0	0	0.00	0.00
Assam	0	0	0	0	0.00	0.00
Bihar	0	0	0	0	0.00	0.00
Goa	0	0	0	0	0.00	0.00
Gujarat	5	301	168	474	1.05	63.50
Haryana	0	0	0	0	0.00	0.00
Himachal Pradesh	0	0	0	0	0.00	0.00
Jammu & Kashmir	0	0	0	0	0.00	0.00
Karnataka	0	0	0	0	0.00	0.00
Kerala	0	0	0	0	0.00	0.00
Madhya Pradesh	0	0	0	0	0.00	0.00
Maharashtra	0	0	0	0	0.00	0.00
Manipur	0	0	0	0	0.00	0.00
Meghalaya	0	0	0	0	0.00	0.00
Mizoram	0	0	0	0	0.00	0.00
Nagaland	0	0	0	0	0.00	0.00
Orissa	0	0	0	0	0.00	0.00
Punjab	0	0	0	0	0.00	0.00
Rajasthan	0	0	0	0	0.00	0.00
Sikkim	0	0	0	0	0.00	0.00
Tamil Nadu	0	0	0	0	0.00	0.00
Tripura	0	0	0	0	0.00	0.00
Utter Pradesh	0	0	0	0	0.00	0.00
West Bengal	0	0	0	0	0.00	0.00
A & N Islands	0	0	0	0	0.00	0.00
Chandigarh	0	0	0	0	0.00	0.00
D & N Haveli	0	0	0	0	0.00	0.00
Daman & Diu	0	0	0	0	0.00	0.00
Delhi	0	0	0	0	0.00	0.00
Lakshadweep	0	0	0	0	0.00	0.00
Puducherry	0	0	0	0	0.00	0.00
INDIA	5	301	168	474	1.05	63.50

* Estimated Data

TABLE VI - Non-Recurring Expenditure by items and Type of Institutions

H- Institutions Imparting Instructions in Diploma/certificate: School Level (Below Matric Level)

(b) Medicine(Nursing & Midwifery)

(Rupee in Thousands)

State/Union Territory	LIBRARIES	BUILDING	OTHER ITEM	TOTAL (NON-REC. EXPD. (COL.2 TO 4))	% OF EXPD. ON LIB. TO TOTAL NON-REC. EXPD.	% OF EXPD. ON BUILDING TO TOTAL NON-REC. EXPD.
1	2	3	4	5	6	7
Andhra Pradesh	0	0	0	0	0.00	0.00
Arunachal pradesh	0	0	0	0	0.00	0.00
Assam	0	0	0	0	0.00	0.00
Bihar	0	0	0	0	0.00	0.00
Goa	0	0	0	0	0.00	0.00
Gujarat	0	0	50	50	0.00	0.00
Haryana	0	0	0	0	0.00	0.00
Himachal Pradesh	0	0	0	0	0.00	0.00
Jammu & Kashmir	0	0	0	0	0.00	0.00
Karnataka	0	0	0	0	0.00	0.00
Kerala	684	1684	2726	5094	13.43	33.06
Madhya Pradesh	0	0	0	0	0.00	0.00
Maharashtra	243	1049	1736	3028	8.03	34.64
Manipur	0	0	0	0	0.00	0.00
Meghalaya	0	0	0	0	0.00	0.00
Mizoram	0	0	0	0	0.00	0.00
Nagaland	0	0	0	0	0.00	0.00
Orissa	0	0	0	0	0.00	0.00
Punjab	0	0	0	0	0.00	0.00
Rajasthan	0	0	0	0	0.00	0.00
Sikkim	0	0	0	0	0.00	0.00
Tamil Nadu	0	0	0	0	0.00	0.00
Tripura	0	0	0	0	0.00	0.00
Utter Pradesh	0	0	0	0	0.00	0.00
West Bengal	0	0	0	0	0.00	0.00
A & N Islands	0	0	0	0	0.00	0.00
Chandigarh	0	0	0	0	0.00	0.00
D & N Haveli	0	0	0	0	0.00	0.00
Daman & Diu	0	0	0	0	0.00	0.00
Delhi	0	0	0	0	0.00	0.00
Lakshadweep	0	0	0	0	0.00	0.00
Puducherry	0	0	0	0	0.00	0.00
INDIA	927	2733	4512	8172	11.34	33.44

* Estimated Data

TABLE VI - Non-Recurring Expenditure by items and Type of Institutions
H- Institutions Imparting Instructions in Diploma/certificate: School Level (Below Matric Level)
(c)Teacher Training

(Rupee in Thousands)

State/Union Territory	LIBRARIES	BUILDING	OTHER ITEM	TOTAL (NON-REC. EXPDT. (COL.2 TO 4))	%OF EXPDT. ON LIB. TO TOTAL NON-REC.EXPDT.	% OF EXPDT. ON BUILDING TO TOTAL NON-REC EXPDT.
1	2	3	4	5	6	7
Andhra Pradesh	0	0	0	0	0.00	0.00
Arunachal pradesh	0	0	0	0	0.00	0.00
Assam	0	0	0	0	0.00	0.00
Bihar	0	0	22	22	0.00	0.00
Goa	0	0	0	0	0.00	0.00
Gujarat	0	66	72	138	0.00	47.83
Haryana	0	0	0	0	0.00	0.00
Himachal Pradesh *	24	347	1285	1656	1.46	20.93
Jammu & Kashmir	0	0	0	0	0.00	0.00
Karnataka	0	1879	4447	6326	0.00	29.70
Kerala	1824	660	3055	5539	32.93	11.92
Madhya Pradesh	0	0	12	12	0.00	0.00
Maharashtra	907	836	8171	9914	9.15	8.43
Manipur	0	0	0	0	0.00	0.00
Meghalaya	0	0	464	464	0.00	0.00
Mizoram	0	0	475	475	0.00	0.00
Nagaland	0	0	3279	3279	0.00	0.00
Orissa	4101		66405	70506	5.82	0.00
Punjab	0	0	73	73	0.00	0.00
Rajasthan	0	0	0	0	0.00	0.00
Sikkim	0	0	0	0	0.00	0.00
Tamil Nadu	0	0	0	0	0.00	0.00
Tripura	0	0	189	189	0.00	0.00
Utter Pradesh	45	867	1019	1931	2.33	44.00
West Bengal	0	9686	0	9686	0.00	100.00
A & N Islands	0	0	0	0	0.00	0.00
Chandigarh	0	0	0	0	0.00	0.00
D & N Haveli	0	0	0	0	0.00	0.00
Daman & Diu	0	0	0	0	0.00	0.00
Delhi	0	0	0	0	0.00	0.00
Lakshadweep	0	0	0	0	0.00	0.00
Puducherry	0	0	0	0	0.00	0.00
INDIA	6901	14341	88968	110210	6.26	13.01

* Estimated Data

TABLE VI - Non-Recurring Expenditure by items and Type of Institutions
H- Institutions Imparting Instructions in Diploma/certificate: School Level (Below Matric Level)
(d) Industrial/Arts & Crafts

(Rupee in Thousands)

State/Union Territory	LIBRARIES	BUILDING	OTHER ITEM	TOTAL (NON-REC. EXPDT. (COL.2 TO 4))	%OF EXPDT. ON LIB. TO TOTAL NON-REC.EXPDT.	% OF EXPDT. ON BUILDING TO TOTAL NON-REC EXPDT.
1	2	3	4	5	6	7
Andhra Pradesh	0	0	0	0	0.00	0.00
Arunachal pradesh *	0	0	0	0	0.00	0.00
Assam *	0	851	163	1014	0.00	83.89
Bihar	0	125	205	330	0.00	37.88
Goa	0	0	0	0	0.00	0.00
Gujarat	241	2575	2414	5230	4.61	49.24
Haryana	0	0	0	0	0.00	0.00
Himachal Pradesh	0	330	8	338	0.00	97.63
Jammu & Kashmir	0	0	0	0	0.00	0.00
Karnataka	0	0	0	0	0.00	0.00
Kerala *	680	11019	24354	36053	1.89	30.56
Madhya Pradesh	3	63	303	369	0.81	17.07
Maharashtra	0	0	0	0	0.00	0.00
Manipur	0	0	89	89	0.00	0.00
Meghalaya	0	0	0	0	0.00	0.00
Mizoram	0	0	0	0	0.00	0.00
Nagaland	0	0	3	3	0.00	0.00
Orissa	0	0	0	0	0.00	0.00
Punjab	0	0	0	0	0.00	0.00
Rajasthan	1	440	118	559	0.18	78.71
Sikkim	0	0	0	0	0.00	0.00
Tamil Nadu	510	85	6415	7010	7.28	1.21
Tripura	0	0	0	0	0.00	0.00
Utter Pradesh	0	396	360	756	0.00	52.38
West Bengal	0	0	0	0	0.00	0.00
A & N Islands	0	0	0	0	0.00	0.00
Chandigarh	0	0	200	200	0.00	0.00
D & N Haveli	0	0	0	0	0.00	0.00
Daman & Diu	0	0	0	0	0.00	0.00
Delhi	0	0	0	0	0.00	0.00
Lakshadweep	0	0	0	0	0.00	0.00
Puducherry	0	0	0	0	0.00	0.00
INDIA	1435	15883	34632	51950	2.76	30.57

* Estimated Data

TABLE VI - Non-Recurring Expenditure by items and Type of Institutions
H- Institutions Imparting Instructions in Diploma/certificate: School Level (Below Matric Level)
(e) Music & Fine Arts

(Rupee in Thousands)

State/Union Territory	LIBRARIES	BUILDING	OTHER ITEM	TOTAL (NON-REC. EXPDT. (COL.2 TO 4))	% OF EXPDT. ON LIB. TO TOTAL NON-REC. EXPDT.	% OF EXPDT. ON BUILDING TO TOTAL NON-REC. EXPDT.
1	2	3	4	5	6	7
Andhra Pradesh	0	0	0	0	0.00	0.00
Arunachal Pradesh	0	0	0	0	0.00	0.00
Assam *	0	40	30	70	0.00	56.90
Bihar	0	0	0	0	0.00	0.00
Goa	2	12	0	14	14.29	85.71
Gujarat *	0	30	1	31	0.00	96.43
Haryana	0	0	0	0	0.00	0.00
Himachal Pradesh	0	0	0	0	0.00	0.00
Jammu & Kashmir	0	0	0	0	0.00	0.00
Karnataka	0	0	0	0	0.00	0.00
Kerala	21	0	246	267	7.87	0.00
Madhya Pradesh *	0	0	206	206	0.00	0.00
Maharashtra	5	250	415	670	0.75	37.31
Manipur	0	0	0	0	0.00	0.00
Meghalaya	0	0	0	0	0.00	0.00
Mizoram	0	0	0	0	0.00	0.00
Nagaland	0	0	0	0	0.00	0.00
Orissa	0	0	0	0	0.00	0.00
Punjab	0	0	0	0	0.00	0.00
Rajasthan	0	0	0	0	0.00	0.00
Sikkim	0	0	0	0	0.00	0.00
Tamil Nadu	150	275	0	425	35.29	64.71
Tripura	0	0	0	0	0.00	0.00
Uttar Pradesh	14	0	10	24	58.33	0.00
West Bengal	0	0	0	0	0.00	0.00
A & N Islands	0	0	0	0	0.00	0.00
Chandigarh	0	0	0	0	0.00	0.00
D & N Haveli	0	0	0	0	0.00	0.00
Daman & Diu	0	0	0	0	0.00	0.00
Delhi	0	0	0	0	0.00	0.00
Lakshadweep	0	0	0	0	0.00	0.00
Puducherry	0	0	0	0	0.00	0.00
INDIA	192	607	908	1707	11.25	35.54

* Estimated Data

TABLE VI - Non-Recurring Expenditure by items and Type of Institutions

H- Institutions Imparting Instructions in Diploma/certificate: School Level (Below Matric Level)

(f) For the Handicapped

(Rupee in Thousands)

State/Union Territory	LIBRARIES	BUILDING	OTHER ITEM	TOTAL (NON-REC. EXPDT. (COL.2 TO 4))	%OF EXPDT. ON LIB. TO TOTAL NON-REC.EXPDT.	% OF EXPDT. ON BUILDING TO TOTAL NON-REC EXPDT.
1	2	3	4	5	6	7
Andhra Pradesh	28	168	3067	3263	0.86	5.15
Arunachal Pradesh	0	0	0	0	0.00	0.00
Assam *	13	166	255	434	3.06	38.16
Bihar	0	0	0	0	0.00	0.00
Goa	0	0	0	0	0.00	0.00
Gujarat	7	3054	534	3595	0.19	84.95
Haryana	0	0	0	0	0.00	0.00
Himachal Pradesh	0	0	0	0	0.00	0.00
Jammu & Kashmir	0	0	0	0	0.00	0.00
Karnataka	0	0	0	0	0.00	0.00
Kerala *	34	2313	3561	5908	0.58	39.15
Madhya Pradesh *	14	12	114	141	10.16	8.53
Maharashtra	0	0	0	0	0.00	0.00
Manipur	1	0	426	427	0.23	0.00
Meghalaya	0	0	0	0	0.00	0.00
Mizoram	0	0	0	0	0.00	0.00
Nagaland	0	0	0	0	0.00	0.00
Orissa	0	0	0	0	0.00	0.00
Punjab *	0	329	279	608	0.00	54.07
Rajasthan	0	0	0	0	0.00	0.00
Sikkim	0	0	0	0	0.00	0.00
Tamil Nadu	13375	1941	21242	36558	36.59	5.31
Tripura	0	0	735	735	0.00	0.00
Uttar Pradesh	26	0	0	26	100.00	0.00
West Bengal	0	0	0	0	0.00	0.00
A & N Islands	0	0	0	0	0.00	0.00
Chandigarh	0	0	0	0	0.00	0.00
D & N Haveli	0	0	0	0	0.00	0.00
Daman & Diu	0	0	0	0	0.00	0.00
Delhi	0	0	0	0	0.00	0.00
Lakshadweep	0	0	0	0	0.00	0.00
Puducherry	0	0	0	0	0.00	0.00
INDIA	13499	7983	30214	51695	26.11	15.44

* Estimated Data

TABLE VI - Non-Recurring Expenditure by items and Type of Institutions

H- Institutions Imparting Instructions in Diploma/certificate: School Level (Below Matric Level)

(g) Reformatory / Certified

(Rupee in Thousands)

State/Union Territory	LIBRARIES	BUILDING	OTHER ITEM	TOTAL (NON-REC. EXPDT. (COL.2 TO 4))	%OF EXPDT. ON LIB. TO TOTAL NON-REC.EXPDT.	% OF EXPDT. ON BUILDING TO TOTAL NON-REC EXPDT.
1	2	3	4	5	6	7
Andhra Pradesh	0	2500	0	2500	0.00	100.00
Arunachal pradesh	0	0	0	0	0.00	0.00
Assam	0	0	0	0	0.00	0.00
Bihar	0	0	0	0	0.00	0.00
Goa	0	0	0	0	0.00	0.00
Gujarat	0	0	0	0	0.00	0.00
Haryana	0	0	0	0	0.00	0.00
Himachal Pradesh	0	0	0	0	0.00	0.00
Jammu & Kashmir	0	0	0	0	0.00	0.00
Karnataka	0	0	0	0	0.00	0.00
Kerala	0	112	307	419	0.00	26.73
Madhya Pradesh	0	0	0	0	0.00	0.00
Maharashtra	0	0	0	0	0.00	0.00
Manipur	0	0	0	0	0.00	0.00
Meghalaya	0	0	0	0	0.00	0.00
Mizoram	0	0	0	0	0.00	0.00
Nagaland	0	0	0	0	0.00	0.00
Orissa	0	0	0	0	0.00	0.00
Punjab	0	0	0	0	0.00	0.00
Rajasthan	0	0	0	0	0.00	0.00
Sikkim	0	0	0	0	0.00	0.00
Tamil Nadu	0	0	0	0	0.00	0.00
Tripura	0	0	0	0	0.00	0.00
Utter Pradesh	0	0	0	0	0.00	0.00
West Bengal	0	0	0	0	0.00	0.00
A & N Islands	0	0	0	0	0.00	0.00
Chandigarh	0	0	0	0	0.00	0.00
D & N Haveli	0	0	0	0	0.00	0.00
Daman & Diu	0	0	0	0	0.00	0.00
Delhi	0	0	0	0	0.00	0.00
Lakshadweep	0	0	0	0	0.00	0.00
Puducherry	0	0	0	0	0.00	0.00
INDIA	0	2612	307	2919	0.00	89.48

* Estimated Data

TABLE VI - Non-Recurring Expenditure by items and Type of Institutions
H- Institutions Imparting Instructions in Diploma/certificate: School Level (Below Matric Level)
(h) Oriental Studies

(Rupee in Thousands)

State/Union Territory	LIBRARIES	BUILDING	OTHER ITEM	TOTAL (NON-REC. EXPD. (COL.2 TO 4))	%OF EXPD. ON LIB. TO TOTAL NON-REC.EXPD.	% OF EXPD. ON BUILDING TO TOTAL NON-REC EXPD.
1	2	3	4	5	6	7
Andhra Pradesh	2138	24551	12557	39246	5.45	62.56
Arunachal pradesh	0	0	0	0	0.00	0.00
Assam *	748	1371	991	3110	24.05	44.09
Bihar	0	0	335	335	0.00	0.00
Goa	0	0		0	0.00	0.00
Gujarat	100	582	1493	2175	4.60	26.76
Haryana	0	0	0	0	0.00	0.00
Himachal Pradesh	0	0	0	0	0.00	0.00
Jammu & Kashmir	0	0	0	0	0.00	0.00
Karnataka	0	1000	600	1600	0.00	62.50
Kerala	0	0	0	0	0.00	0.00
Madhya Pradesh	1	4	14	19	5.26	21.05
Maharashtra	6	0	504	510	1.18	0.00
Manipur	0	0	0	0	0.00	0.00
Meghalaya	0	0	0	0	0.00	0.00
Mizoram	0	0	0	0	0.00	0.00
Nagaland	0	0	0	0	0.00	0.00
Orissa	14300	0	0	14300	100.00	0.00
Punjab	0	0	0	0	0.00	0.00
Rajasthan	0	0	0	0	0.00	0.00
Sikkim	0	0	0	0	0.00	0.00
Tamil Nadu	0	0	0	0	0.00	0.00
Tripura	0	0	0	0	0.00	0.00
Utter Pradesh	309	354	4273	4936	6.26	7.17
West Bengal *	0	13809	727	14536	0.00	95.00
A & N Islands	0	0	0	0	0.00	0.00
Chandigarh	0	0	0	0	0.00	0.00
D & N Haveli	0	0	0	0	0.00	0.00
Daman & Diu	0	0	0	0	0.00	0.00
Delhi	0	0	0	0	0.00	0.00
Lakshadweep	0	0	0	0	0.00	0.00
Puducherry	0	0	0	0	0.00	0.00
INDIA	17602	41670	21494	80766	21.79	51.59

* Estimated Data

TABLE VI - Non-Recurring Expenditure by items and Type of Institutions

H- Institutions Imparting Instructions in Diploma/certificate: School Level (Below Matric Level)

(i) Social (Adult) Education

(Rupee in Thousands)

State/Union Territory	LIBRARIES	BUILDING	OTHER ITEM	TOTAL (NON-REC. EXPDT. (COL.2 TO 4))	%OF EXPDT. ON LIB. TO TOTAL NON-REC.EXPDT.	% OF EXPDT. ON BUILDING TO TOTAL NON-REC EXPDT.
1	2	3	4	5	6	7
Andhra Pradesh	0	0	0	0	0.00	0.00
Arunachal pradesh *	182	0	386	568	31.98	0.00
Assam	0	0	0	0	0.00	0.00
Bihar	0	0	0	0	0.00	0.00
Goa	0	0	0	0	0.00	0.00
Gujarat	0	0	0	0	0.00	0.00
Haryana	0	0	0	0	0.00	0.00
Himachal Pradesh	0	0	0	0	0.00	0.00
Jammu & Kashmir	0	0	0	0	0.00	0.00
Karnataka	0	0	0	0	0.00	0.00
Kerala	0	0	0	0	0.00	0.00
Madhya Pradesh	0	0	0	0	0.00	0.00
Maharashtra	0	0	41344	41344	0.00	0.00
Manipur	0	0	0	0	0.00	0.00
Meghalaya	0	0	0	0	0.00	0.00
Mizoram	0	0	0	0	0.00	0.00
Nagaland	0	0	0	0	0.00	0.00
Orissa	0	0	0	0	0.00	0.00
Punjab	0	0	0	0	0.00	0.00
Rajasthan	0	0	0	0	0.00	0.00
Sikkim	0	0	0	0	0.00	0.00
Tamil Nadu	0	0	0	0	0.00	0.00
Tripura *	0	0	809	809	0.00	0.00
Utter Pradesh	0	0	106516	106516	0.00	0.00
West Bengal	0	0	0	0	0.00	0.00
A & N Islands	0	0	0	0	0.00	0.00
Chandigarh	0	0	0	0	0.00	0.00
D & N Haveli	0	0	0	0	0.00	0.00
Daman & Diu	0	0	0	0	0.00	0.00
Delhi	0	0	0	0	0.00	0.00
Lakshadweep	0	0	0	0	0.00	0.00
Puducherry	0	0	0	0	0.00	0.00
INDIA	182	0	149055	149236	0.12	0.00

* Estimated Data

TABLE VI - Non-Recurring Expenditure by items and Type of Institutions
H- Institutions Imparting Instructions in Diploma/certificate: School Level (Below Matric Level)
(j) Others

(Rupee in Thousands)						
State/Union Territory	LIBRARIES	BUILDING	OTHER ITEM	TOTAL (NON-REC. EXPDT. (COL.2 TO 4))	%OF EXPDT. ON LIB. TO TOTAL NON-REC.EXPDT.	% OF EXPDT. ON BUILDING TO TOTAL NON-REC EXPDT.
1	2	3	4	5	6	7
Andhra Pradesh	0	0	0	0	0.00	0.00
Arunachal pradesh	0	0	0	0	0.00	0.00
Assam *	0	588	981	1569	0.00	37.47
Bihar	0	0	0	0	0.00	0.00
Goa	0	0	0	0	0.00	0.00
Gujarat	1	13	49	63	1.59	20.63
Haryana	0	0	0	0	0.00	0.00
Himachal Pradesh	0	0	0	0	0.00	0.00
Jammu & Kashmir	0	0	0	0	0.00	0.00
Karnataka	0	0	0	0	0.00	0.00
Kerala	0	0	0	0	0.00	0.00
Madhya Pradesh	12	274	124	410	2.93	66.83
Maharashtra *	0	0	128	128	0.00	0.00
Manipur	12	0	56	68	17.65	0.00
Meghalaya	0	0	0	0	0.00	0.00
Mizoram	0	0	0	0	0.00	0.00
Nagaland	0	0	7753	7753	0.00	0.00
Orissa *	0	0	47372	47372	0.00	0.00
Punjab	0	0	0	0	0.00	0.00
Rajasthan	0	0	0	0	0.00	0.00
Sikkim *	0	6065	0	6065	0.00	100.00
Tamil Nadu	13400	19620	27350	60370	22.20	32.50
Tripura	0	0	0	0	0.00	0.00
Utter Pradesh	1195672	0	0	1195672	100.00	0.00
West Bengal	0	0	0	0	0.00	0.00
A & N Islands	0	0	0	0	0.00	0.00
Chandigarh	0	0	0	0	0.00	0.00
D & N Haveli	0	0	0	0	0.00	0.00
Daman & Diu	0	0	0	0	0.00	0.00
Delhi	0	0	0	0	0.00	0.00
Lakshadweep	0	0	0	0	0.00	0.00
Puducherry	0	0	0	0	0.00	0.00
INDIA	1209097	26560	83812	1319470	91.64	2.01

* Estimated Data

TABLE VI - Non-Recurring Expenditure by items and Type of Institutions

H- Institutions Imparting Instructions in Diploma/certificate: School Level (Below Matric Level)

Total (a to j)

(Rupee in Thousands)

State/Union Territory	LIBRARIES	BUILDING	OTHER ITEM	TOTAL (NON-REC. EXPDT. (COL.2 TO 4))	%OF EXPDT. ON LIB. TO TOTAL NON-REC.EXPDT.	% OF EXPDT. ON BUILDING TO TOTAL NON-REC EXPDT.
1	2	3	4	5	6	7
Andhra Pradesh	2166	27219	15624	45009	4.81	60.47
Arunachal pradesh	182	0	386	568	31.98	0.00
Assam	761	3015	2421	6198	12.28	48.65
Bihar	0	125	562	687	0.00	18.20
Goa	2	12	0	14	14.29	85.71
Gujarat	354	6621	4781	11756	3.01	56.32
Haryana	0	0	0	0	0.00	0.00
Himachal Pradesh	24	677	1293	1994	1.21	33.93
Jammu & Kashmir	0	0	0	0	0.00	0.00
Karnataka	0	2879	5047	7926	0.00	36.32
Kerala	3243	15788	34249	53280	6.09	29.63
Madhya Pradesh	30	353	773	1156	2.62	30.53
Maharashtra	1161	2135	52298	55594	2.09	3.84
Manipur	13	0	571	584	2.23	0.00
Meghalaya	0	0	464	464	0.00	0.00
Mizoram	0	0	475	475	0.00	0.00
Nagaland	0	0	11035	11035	0.00	0.00
Orissa	18401	0	113777	132178	13.92	0.00
Punjab	0	329	352	681	0.00	48.29
Rajasthan	1	440	118	559	0.18	78.71
Sikkim	0	6065	0	6065	0.00	100.00
Tamil Nadu	27435	21921	55007	104363	26.29	21.00
Tripura	0	0	1733	1733	0.00	0.00
Utter Pradesh	1196066	1617	112178	1309861	91.31	0.12
West Bengal	0	23495	727	24222	0.00	97.00
A & N Islands	0	0	0	0	0.00	0.00
Chandigarh	0	0	200	200	0.00	0.00
D & N Haveli	0	0	0	0	0.00	0.00
Daman & Diu	0	0	0	0	0.00	0.00
Delhi	0	0	0	0	0.00	0.00
Lakshadweep	0	0	0	0	0.00	0.00
Puducherry	0	0	0	0	0.00	0.00
INDIA	1249839	112690	414070	1776600	70.35	6.34

* Estimated Data

TABLE VI - Non-Recurring Expenditure by items and Type of Institutions
I. Directorate and Inspectorate

(Rupee In Thousands)

State/Union Territory	LIBRARIES	BUILDING	OTHER ITEM	TOTAL (NON-REC. EXPDT. (COL.2 TO 4))	%OF EXPDT. ON LIB. TO TOTAL NON-REC.EXPDT.	% OF EXPDT. ON BUILDING TO TOTAL NON-REC EXPDT.
1	2	3	4	5	6	7
Andhra Pradesh	0	0	0	0	0.00	0.00
Arunachal pradesh *	0	4719	420	5139	0.00	91.82
Assam *	1704	1222	12089	15015	11.35	8.14
Bihar *	1536	2831	192233	196600	0.78	1.44
Goa	0	0	0	0	0.00	0.00
Gujarat	0	0	0	0	0.00	0.00
Haryana	0	0	0	0	0.00	0.00
Himachal Pradesh	0	0	0	0	0.00	0.00
Jammu & Kashmir	0	0	0	0	0.00	0.00
Karnataka	0	10500	0	10500	0.00	100.00
Kerala	0	0	0	0	0.00	0.00
Madhya Pradesh	0	0	0	0	0.00	0.00
Maharashtra	0	0	0	0	0.00	0.00
Manipur	685	294	8812	9791	7.00	3.00
Meghalaya	0	0	0	0	0.00	0.00
Mizoram	0	0	0	0	0.00	0.00
Nagaland	0	3500	19560	23060	0.00	15.18
Orissa	240478	0	0	240478	100.00	0.00
Punjab	0	0	0	0	0.00	0.00
Rajasthan	0	123	28	151	0.00	81.46
Sikkim	0	0	0	0	0.00	0.00
Tamil Nadu	0	0	0	0	0.00	0.00
Tripura	723	4038	6509	11270	6.42	35.83
Utter Pradesh	0	12390	4093963	4106353	0.00	0.30
West Bengal	0	0	0	0	0.00	0.00
A & N Islands	0	0	0	0	0.00	0.00
Chandigarh	0	0	0	0	0.00	0.00
D & N Haveli *	0	0	661	661	0.00	0.00
Daman & Diu	0	0	0	0	0.00	0.00
Delhi	0	0	0	0	0.00	0.00
Lakshadweep	0	0	329	329	0.00	0.00
Puducherry	0	0	890	890	0.00	0.00
INDIA	245125	39618	4335494	4620236	5.31	0.86

* Estimated Data

TABLE VI - Non-Recurring Expenditure by items and Type of Institutions

Grand Total - (A to I)

(Rupee in Thousands)

State/Union Territory	LIBRARIES	BUILDING	OTHER ITEM	TOTAL (NON-REC. EXPDT. (COL.2 TO 4))	%OF EXPDT. ON LIB. TO TOTAL NON-REC.EXPDT.	% OF EXPDT. ON BUILDING TO TOTAL NON-REC EXPDT.
1	2	3	4	5	6	7
Andhra Pradesh	9064	94274	461448	564786	1.60	16.69
Arunachal pradesh	182	7456	119614	127252	0.14	5.85
Assam	5677	46849	514790	567316	1.00	8.25
Bihar	1955	5692	222787	230434	0.85	2.47
Goa	393	6522	13092	20007	1.96	32.60
Gujarat	16433	84081	647602	748116	2.20	11.24
Haryana	10558	67134	51049	128741	8.20	52.15
Himachal Pradesh	1073	39801	151114	191988	0.56	20.73
Jammu & Kashmir	852	37882	85238	123972	0.69	30.55
Karnataka	3505	83662	344717	431884	0.81	19.37
Kerala	12669	336657	366894	716220	1.77	47.00
Madhya Pradesh	18664	10324	60109	89098	20.95	11.59
Maharashtra	68690	195553	1022942	1287185	5.34	15.19
Manipur	15845	48592	95195	159632	9.93	30.44
Meghalaya	450	4352	9223	14025	3.21	31.03
Mizoram	0	2200	26080	28280	0.00	7.73
Nagaland	60	7000	196921	203981	0.03	3.43
Orissa	271813	22705	11007799	11302317	2.40	0.20
Punjab	4219	60006	65601	129827	3.25	46.22
Rajasthan	1727	30630	38042	70399	2.45	43.51
Sikkim	0	22818	30095	52913	0.00	43.12
Tamil Nadu	43828	64761	88267	196856	22.26	32.90
Tripura	1327	25347	100591	127265	1.04	19.92
Utter Pradesh	1198842	109786	4786318	6094946	19.67	1.80
West Bengal	2609	268172	142982	413763	0.63	64.81
A & N Islands	0	62159	78616	140775	0.00	44.15
Chandigarh	0	112	200	312	0.00	35.94
D & N Haveli	0	7058	39356	46414	0.00	15.21
Daman & Diu	9	0	99	108	8.33	0.00
Delhi	26662	247204	201798	475665	5.61	51.97
Lakshadweep	0	4137	14964	19101	0.00	21.66
Puducherry	0	91475	26126	117601	0.00	77.73
INDIA	1717106	2094402	21009667	24821176	6.92	8.44

* Estimated Data

TABLE VII - TOTAL EXPENDITURE (REC. & NON-REC.) BY TYPE OF INSTITUTIONS

A - Boards of Intermediate and/or Secondary Education

(Rupee in Thousands)

State/union Territory	TOTAL REC EXPENDITURE	TOTAL NON-REC EXPENDITURE	GRAND TOTAL	% OF REC. EXPDPT. TO TOTAL EXPDPT.
1	2	3	4	5
Andhra Pradesh	201906	0	201906	100.00
Arunachal pradesh	0	0	0	0.00
Assam	118834	10462	129296	91.91
Bihar	180050	0	180050	100.00
Goa	12249	506	12755	96.03
Gujarat	320221	312	320533	99.90
Haryana	222582	1199	223781	99.46
Himachal Pradesh	61867	126481	188348	32.85
Jammu & Kashmir	14091	0	14091	100.00
karnataka	134630	0	134630	100.00
Kerala	122334	0	122334	100.00
Madhya Pradesh	302700	0	302700	100.00
Maharashtra	539601	37474	577075	93.51
Manipur	23035	9058	32093	71.78
Meghalaya	21921	3579	25500	85.96
Mizoram	237283	10921	248204	95.60
Nagaland	6741	3599	10340	65.19
Orissa	0	0	0	0.00
Punjab	499014	0	499014	100.00
Rajasthan	0	0	0	0.00
sikkim	0	0	0	0.00
Tamil Nadu	0	0	0	0.00
Tripura	10923	0	10923	100.00
Utter Pradesh	306185	0	306185	100.00
West Bengal	231047	12579	243626	94.84
A & N Islands	0	0	0	0.00
Chandigarh	0	0	0	0.00
D & N Haveli	0	0	0	0.00
Daman & Diu	0	0	0	0.00
Delhi	0	0	0	0.00
Lakshadweep	0	0	0	0.00
Puducherry	0	0	0	0.00
INDIA	3567214	216170	3783384	94.29

TABLE VII - TOTAL EXPENDITURE (REC. & NON-REC.) BY TYPE OF INSTITUTIONS

B - Intermediate/pre-Degree/jr. colleges

(Rupee in Thousands)

State/union Territory	TOTAL REC EXPENDITURE	TOTAL NON-REC EXPENDITURE	GRAND TOTAL	% OF REC. EXPD. TO TOTAL EXPD.	ENROLMENT	COST PER STUDENT ON THE BASIS OF REC. EXPD. (ACTUAL)
1	2	3	4	5	6	7
Andhra Pradesh	0	0	0	0.00	819483	0
Arunachal pradesh	0	0	0	0.00		0
Assam	11566	3549	15115	76.52	27571	420
Bihar	0	0	0	0.00	266881	0
Goa	0	0	0	0.00		0
Gujarat	0	0	0	0.00		0
Haryana	0	0	0	0.00		0
Himachal Pradesh	0	0	0	0.00		0
Jammu & Kashmir	0	0	0	0.00		0
karnataka	0	0	0	0.00		0
Kerala	0	0	0	0.00		0
Madhya Pradesh	0	0	0	0.00		0
Maharashtra	1813423	59980	1873403	96.80	538693	3366
Manipur	0	0	0	0.00		0
Meghalaya	0	0	0	0.00		0
Mizoram	0	0	0	0.00		0
Nagaland	0	0	0	0.00		0
Orissa	152460	28726	181186	84.15	243930	625
Punjab	0	0	0	0.00		0
Rajasthan	146796	0	146796	100.00		0
sikkim	0	0	0	0.00		0
Tamil Nadu	0	0	0	0.00		0
Tripura	0	0	0	0.00		0
Utter Pradesh	9395950	128030	9523980	98.66		0
West Bengal	0	0	0	0.00		0
A & N Islands	0	0	0	0.00		0
Chandigarh	0	0	0	0.00		0
D & N Haveli	0	0	0	0.00		0
Daman & Diu	0	0	0	0.00		0
Delhi	0	0	0	0.00		0
Lakshadweep	19418	1499	20917	92.83	762	25483
Puducherry	3990	0	3990	100.00	295	13524
INDIA	11543603	221784	11765387	98.11	1897615	6083

TABLE VII - TOTAL EXPENDITURE (REC. & NON-REC.) BY TYPE OF INSTITUTIONS
C - Higher Secondary Schools(10+2 pattern)
(i) Higher Secondary Schools with Academic Streams

(Rupee in Thousands)

State/union Territory	TOTAL REC EXPENDITURE	TOTAL NON-REC EXPENDITURE	GRAND TOTAL	% OF REC. EXPDT. TO TOTAL EXPDT.	ENROLMENT	COST PER STUDENT ON THE BASIS OF REC. EXPDT. (ACTUAL)
1	2	3	4	5	6	7
Andhra Pradesh	717275	26565	743840	96.43	92292	7772
Arunachal pradesh	149294	1385	150679	99.08	53836	2773
Assam	1323509	17210	1340719	98.72	439150	3014
Bihar*	582718	1384	584102	99.76	249073	2340
Goa	95027	1300	96327	98.65	7782	12211
Gujarat	5314655	206966	5521621	96.25	1244235	4271
Haryana	3786600	80448	3867048	97.92	755374	5013
Himachal Pradesh	1780822	37867	1818689	97.92	333147	5345
Jammu & Kashmir	1663843	13971	1677814	99.17	86042	19338
karnataka	0	0	0	0.00	940472	0
Kerala	1225788	237017	1462805	83.80	286711	4275
Madhya Pradesh	3917314	35705	3953019	99.10	1736190	2256
Maharashtra	12532835	364357	12897192	97.17	3456204	3626
Manipur	296233	37453	333686	88.78	46130	6422
Meghalaya	60337	1475	61812	97.61	11073	5449
Mizoram	232798	10772	243570	95.58	7832	29724
Nagaland	36364	9425	45789	79.42	19054	1908
Orissa	0	0	0	0.00	63701	0
Punjab	2416215	77898	2494112	96.88	736685	3280
Rajasthan	6050431	36381	6086812	99.40	1265853	4780
sikkim	349994	16753	366747	95.43	19824	17655
Tamil Nadu	0	0	0	0.00		0
Tripura	789119	22629	811748	97.21	201608	3914
Utter Pradesh	0	0	0	0.00	5175982	0
West Bengal	1506750	182948	1689698	89.17	1751621	860
A & N Islands	182311	0	182311	100.00	34839	5233
Chandigarh	246706	0	246706	100.00	80852	3051
D & N Haveli	9570	5122	14692	65.14	5509	1737
Daman & Diu	6867	0	6867	100.00	1883	3647
Delhi	6917360	429963	7347323	94.15	1099686	6290
Lakshadweep	20151	1924	22075	91.28	84	239892
Puducherry	113173	26547	139720	81.00	55460	2041
INDIA	52324059	1883464	54207523	96.53	20258184	2583

* Includes enrolment of Intermediate also

TABLE VII - TOTAL EXPENDITURE (REC. & NON-REC.) BY TYPE OF INSTITUTIONS

C-Higher Secondary Schools(10+2 pattern)

(ii)Higher Secondary Schools with vocational streams

(Rupee in Thousands)

State/union Territory	TOTAL REC EXPENDITURE	TOTAL NON-REC EXPENDITURE	GRAND TOTAL	% OF REC. EXPD. TO TOTAL EXPD.	ENROLMENT	COST PER STUDENT ON THE BASIS OF REC. EXPD. (ACTUAL)
1	2	3	4	5	6	7
Andhra Pradesh	0	0	0	0.00		0
Arunachal Pradesh	0	0	0	0.00		0
Assam	0	0	0	0.00		0
Bihar	0	0	0	0.00		0
Goa	129462	5316	134778	96.06		0
Gujarat	200807	4852	205659	97.64	24170	8308
Haryana	98066	8026	106092	92.44	16980	5775
Himachal Pradesh	0	0	0	0.00		0
Jammu & Kashmir	0	0	0	0.00		0
Karnataka	0	0	0	0.00		0
Kerala	334893	18836	353729	94.68	34035	9840
Madhya Pradesh	0	0	0	0.00		0
Maharashtra	0	0	0	0.00		0
Manipur	0	0	0	0.00		0
Meghalaya	0	0	0	0.00		0
Mizoram	0	0	0	0.00		0
Nagaland	0	0	0	0.00		0
Orissa	0	0	0	0.00	49590	0
Punjab	0	0	0	0.00		0
Rajasthan	0	0	0	0.00		0
Sikkim	0	0	0	0.00	1342	0
Tamil Nadu	0	0	0	0.00		0
Tripura	0	0	0	0.00		0
Uttar Pradesh	0	0	0	0.00		0
West Bengal	0	0	0	0.00		0
A & N Islands	14	33133	33147	0.04		0
Chandigarh	0	0	0	0.00		0
D & N Haveli	0	0	0	0.00		0
Daman & Diu	0	0	0	0.00		0
Delhi	900405	2218	902622	99.75		0
Lakshadweep	0	0	0	0.00		0
Puducherry	3523	0	3523	100.00	242	14558
INDIA	1667170	72380	1739550	95.84	126359	13194

TABLE VII - TOTAL EXPENDITURE (REC. & NON-REC.) BY TYPE OF INSTITUTIONS

C-Higher Secondary schools(10+2 pattern)

(iii)Higher Secondary Schools with Vocational and Academic stream

(Rupee in Thousands)

State/union Territory	TOTAL REC EXPENDITURE	TOTAL NON-REC EXPENDITURE	GRAND TOTAL	% OF REC. EXPDT. TO TOTAL EXPDT.	ENROLMENT	COST PER STUDENT ON THE BASIS OF REC. EXPDT. (ACTUAL)
1	2	3	4	5	6	7
Andhra Pradesh	0	0	0	0.00		0
Arunachal pradesh	0	0	0	0.00		0
Assam	0	0	0	0.00		0
Bihar	0	0	0	0.00		0
Goa	0	0	0	0.00	16216	0
Gujarat	440569	21174	461743	95.41	79854	5517
Haryana	0	0	0	0.00		0
Himachal Pradesh	110232	85	110317	99.92	26017	4237
Jammu & Kashmir	0	0	0	0.00	1512	0
karnataka	0	0	0	0.00		0
Kerala	0	0	0	0.00		0
Madhya Pradesh	0	0	0	0.00		0
Maharashtra	0	0	0	0.00		0
Manipur	0	0	0	0.00		0
Meghalaya	0	0	0	0.00		0
Mizoram	0	0	0	0.00		0
Nagaland	0	0	0	0.00		0
Orissa	0	0	0	0.00		0
Punjab	1731525	2099	1733625	99.88	236014	7337
Rajasthan	20240	0	20240	100.00	0	0
sikkim	0	0	0	0.00		0
Tamil Nadu	5352376	66623	5418999	98.77	3321629	1611
Tripura	0	0	0	0.00		0
Utter Pradesh	0	0	0	0.00		0
West Bengal	0	0	0	0.00		0
A & N Islands	0	0	0	0.00	947	0
Chandigarh	0	0	0	0.00		0
D & N Haveli	0	0	0	0.00		0
Daman & Diu	0	0	0	0.00		0
Delhi	0	0	0	0.00		0
Lakshadweep	0	0	0	0.00		0
Puducherry	90865	13630	104495	86.96	18036	5038
INDIA	7745807	103611	7849419	98.68	3700225	2093

TABLE VII - TOTAL EXPENDITURE (REC. & NON-REC.) BY TYPE OF INSTITUTIONS

Total C-(i to iii) (10+2 pattern)

(Rupee in Thousands)

State/union Territory	TOTAL REC EXPENDITURE	TOTAL NON-REC EXPENDITURE	GRAND TOTAL	% OF REC. EXPD. TO TOTAL EXPD.	ENROLMENT	COST PER STUDENT ON THE BASIS OF REC. EXPD. (ACTUAL)
1	2	3	4	5	6	7
Andhra Pradesh	717275	26565	743840	96.43	92292	7772
Arunachal pradesh	149294	1385	150679	99.08	53836	2773
Assam	1323509	17210	1340719	98.72	439150	3014
Bihar	582718	1384	584102	99.76	249073	2340
Goa	224489	6616	231105	97.14	23998	9354
Gujarat	5956031	232992	6189023	96.24	1348259	4418
Haryana	3884666	88474	3973140	97.77	772354	5030
Himachal Pradesh	1891054	37952	1929006	98.03	359164	5265
Jammu & Kashmir	1663843	13971	1677814	99.17	87554	19004
karnataka	0	0	0	0.00	940472	0
Kerala	1560681	255853	1816534	85.92	320746	4866
Madhya Pradesh	3917314	35705	3953019	99.10	1736190	2256
Maharashtra	12532835	364357	12897192	97.17	3456204	3626
Manipur	296233	37453	333686	88.78	46130	6422
Meghalaya	60337	1475	61812	97.61	11073	5449
Mizoram	232798	10772	243570	95.58	7832	29724
Nagaland	36364	9425	45789	79.42	19054	1908
Orissa	0	0	0	0.00	113291	0
Punjab	4147740	79997	4227737	98.11	972699	4264
Rajasthan	6070671	36381	6107052	99.40	1265853	4796
sikkim	349994	16753	366747	95.43	21166	16536
Tamil Nadu	5352376	66623	5418999	98.77	3321629	1611
Tripura	789119	22629	811748	97.21	201608	3914
Utter Pradesh	0	0	0	0.00	5175982	0
West Bengal	1506750	182948	1689698	89.17	1751621	860
A & N Islands	182325	33133	215458	84.62	35786	5095
Chandigarh	246706	0	246706	100.00	80852	3051
D & N Haveli	9570	5122	14692	65.14	5509	1737
Daman & Diu	6867	0	6867	100.00	1883	3647
Delhi	7817765	432180	8249946	94.76	1099686	7109
Lakshadweep	20151	1924	22075	91.28	84	239892
Puducherry	207561	40177	247738	83.78	73738	2815
INDIA	61737036	2059456	63796492	96.77	24084768	2563

TABLE VII - TOTAL EXPENDITURE (REC. & NON-REC.) BY TYPE OF INSTITUTIONS
D - High/post Basic Schools

(Rupee in Thousands)

State/union Territory	TOTAL REC EXPENDITURE	TOTAL NON-REC EXPENDITURE	GRAND TOTAL	% OF REC. EXPD. TO TOTAL EXPD.	ENROLMENT	COST PER STUDENT ON THE BASIS OF REC. EXPD. (ACTUAL)
1	2	3	4	5	6	7
Andhra Pradesh	9042386	125986	9168372	98.63	4177431	2165
Arunachal pradesh	183570	1692	185262	99.09	41074	4469
Assam	1725998	42271	1768270	97.61	1046789	1649
Bihar	4699291	11907	4711198	99.75	1734706	2709
Goa	836514	11953	848467	98.59	162695	5142
Gujarat	4081186	163693	4244879	96.14	801149	5094
Haryana	3611018	23326	3634344	99.36	728249	4958
Himachal Pradesh	1243665	18741	1262406	98.52	287658	4323
Jammu & Kashmir	1505917	30684	1536601	98.00	218644	6888
karnataka	7646145	81858	7728003	98.94	1286042	5945
Kerala	9042485	269292	9311777	97.11	2707401	3340
Madhya Pradesh	2343626	15761	2359387	99.33	1056918	2217
Maharashtra	21251366	558782	21810148	97.44	4876563	4358
Manipur	721471	86335	807806	89.31	180916	3988
Meghalaya	274737	8507	283244	97.00	94175	2917
Mizoram	0	0	0	0.00	38570	0
Nagaland	262865	6360	269225	97.64	137162	1916
Orissa	3588565	990153	4578718	78.37	1151000	3118
Punjab	3398585	29387	3427971	99.14	860576	3949
Rajasthan	4721149	28264	4749413	99.40	1302610	3624
sikkim	0	0	0	0.00	33164	0
Tamil Nadu	5889863	25870	5915733	99.56	1855665	3174
Tripura	740882	19377	760259	97.45	192921	3840
Utter Pradesh	2526360	31062	2557422	98.79	1248046	2024
West Bengal	11128797	194014	11322811	98.29	3360887	3311
A & N Islands	78892	29026	107918	73.10	17504	4507
Chandigarh	162339	112	162451	99.93	38386	4229
D & N Haveli	2738	5768	8506	32.19	1496	1830
Daman & Diu	34976	108	35084	99.69	3434	10185
Delhi	0	0	0	0.00	308179	0
Lakshadweep	45403	12000	57403	79.10	6794	6683
Puducherry	284560	57424	341984	83.21	64682	4399
INDIA	101075350	2879713	103955063	97.23	30021486	3367

TABLE VII - TOTAL EXPENDITURE (REC. & NON-REC.) BY TYPE OF INSTITUTIONS

E - Middle/senior Basic Schools

(Rupee in Thousands)						
State/union Territory	TOTAL REC EXPENDITURE	TOTAL NON-REC EXPENDITURE	GRAND TOTAL	% OF REC. EXPDT. TO TOTAL EXPDT.	ENROLMENT	COST PER STUDENT ON THE BASIS OF REC. EXPDT. (ACTUAL)
1	2	3	4	5	6	7
Andhra Pradesh	3866030	29457	3895487	99.24	2614524	1479
Arunachal pradesh	158181	58090	216271	73.14	69248	2284
Assam	2977094	150762	3127856	95.18	1411905	2109
Bihar	7161319	10613	7171932	99.85	4902014	1461
Goa	42267	422	42689	99.01	11605	3642
Gujarat	10864712	167985	11032698	98.48	6225769	1745
Haryana	501801	2741	504542	99.46	180309	2783
Himachal Pradesh	641542	2542	644084	99.61	111863	5735
Jammu & Kashmir	1388358	36001	1424359	97.47	424641	3269
karnataka	12160100	120764	12280864	99.02	7521656	1617
Kerala	6399106	88565	6487671	98.63	1369292	4673
Madhya Pradesh	3876573	15141	3891714	99.61	4018466	965
Maharashtra	16372694	126599	16499293	99.23	7172985	2283
Manipur	590286	16411	606697	97.30	141030	4186
Meghalaya	192657	0	192657	100.00	81529	2363
Mizoram	286200	2460	288660	99.15	50971	5615
Nagaland	234097	68291	302388	77.42	89870	2605
Orissa	207898	1914637	2122535	9.79	1430000	145
Punjab	1466110	5632	1471742	99.62	275609	5320
Rajasthan	5228513	5044	5233557	99.90	3752937	1393
sikkim	217437	13300	230737	94.24	33826	6428
Tamil Nadu	0	0	0	0.00	2333578	0
Tripura	517402	21524	538926	96.01	110791	4670
Utter Pradesh	5884649	126696	6011345	97.89	3220542	1827
West Bengal	1283829	0	1283829	100.00	901592	1424
A & N Islands	128801	29812	158613	81.20	13996	9203
Chandigarh	33172	0	33172	100.00	20412	1625
D & N Haveli	33165	23156	56321	58.89	21685	1529
Daman & Diu	18724	0	18724	100.00	6952	2693
Delhi	2493412	43484	2536896	98.29	226602	11003
Lakshadweep	21765	804	22569	96.44	2268	9597
Puducherry	171169	8610	179779	95.21	33803	5064
INDIA	85419064	3089543	88508607	96.51	48782270	1751

TABLE VII - TOTAL EXPENDITURE (REC. & NON-REC.) BY TYPE OF INSTITUTIONS

F - Primary/Junior Basic Schools

(Rupee in Thousands)

State/union Territory	TOTAL REC EXPENDITURE	TOTAL NON-REC EXPENDITURE	GRAND TOTAL	% OF REC. EXPDPT. TO TOTAL EXPDPT.	ENROLMENT	COST PER STUDENT ON THE BASIS OF REC. EXPDPT. (ACTUAL)
1	2	3	4	5	6	7
Andhra Pradesh	8360802	337748	8698550	96.12	6373837	1312
Arunachal pradesh	632724	60209	692933	91.31	109486	5779
Assam	3937186	321533	4258720	92.45	3256137	1209
Bihar	7754115	9243	7763358	99.88	7290339	1064
Goa	331372	496	331868	99.85	56151	5901
Gujarat	3722144	165987	3888130	95.73	1908235	1951
Haryana	3629007	12999	3642006	99.64	2081350	1744
Himachal Pradesh	2341543	4278	2345821	99.82	699586	3347
Jammu & Kashmir	1449383	43316	1492699	97.10	1062942	1364
karnataka	3063224	210836	3274060	93.56	1228246	2494
Kerala	5746234	49230	5795464	99.15	1241139	4630
Madhya Pradesh	1683248	20495	1703743	98.80	10371298	162
Maharashtra	10915129	84399	10999528	99.23	4869160	2242
Manipur	705470	0	705470	100.00	201270	3505
Meghalaya	666432	0	666432	100.00	408958	1630
Mizoram	356000	3652	359652	98.98	106165	3353
Nagaland	453355	82211	535566	84.65	137352	3301
Orissa	1713594	7996145	9709739	17.65	4150000	413
Punjab	4668011	14131	4682142	99.70	1885470	2476
Rajasthan	11087046	0	11087046	100.00	4731441	2343
sikkim	473591	16795	490386	96.58	37728	12553
Tamil Nadu -	0	0	0	0.00	4166893	0
Tripura	609484	40370	649854	93.79	208141	2928
Utter Pradesh	19691052	392879	20083931	98.04	13506242	1458
West Bengal	10135327	0	10135327	100.00	8060057	1257
A & N Islands	231870	45579	277449	83.57	14238	16285
Chandigarh	30107	0	30107	100.00	16864	1785
D & N Haveli	16769	11708	28477	58.89	10842	1547
Daman & Diu	55323	0	55323	100.00	15860	3488
Delhi	1667667	0	1667667	100.00	993050	1679
Lakshadweep	56360	2082	58442	96.44	5873	9596
Puducherry	190438	9000	199438	95.49	40480	4704
INDIA	106374006	9935320	116309326	91.46	79244830	1342

TABLE VII - TOTAL EXPENDITURE (REC. & NON-REC.) BY TYPE OF INSTITUTIONS

G - Pre-primary/pre-Basic Schools

(Rupee in Thousands)

State/union Territory	TOTAL REC EXPENDITURE	TOTAL NON-REC EXPENDITURE	GRAND TOTAL	% OF REC. EXPD. TO TOTAL EXPD.	ENROLMENT	COST PER STUDENT ON THE BASIS OF REC. EXPD. (ACTUAL)
1	2	3	4	5	6	7
Andhra Pradesh	2187	21	2208	99.05	1163	1880
Arunachal pradesh	15363	169	15532	98.91	3108	4943
Assam	9321	316	9636	96.72	12297	758
Bihar	146	0	146	100.00	95	1537
Goa	0	0	0	0.00	0	0
Gujarat	166302	5391	171694	96.86	166602	998
Haryana	4676	2	4679	99.95	1851	2526
Himachal Pradesh	816	0	816	100.00	537	1520
Jammu & Kashmir	0	0	0	0.00	0	0
karnataka	354836	0	354836	100.00	0	0
Kerala	14449	0	14449	100.00	51128	283
Madhya Pradesh	191652	839	192491	99.56	136379	1405
Maharashtra	0	0	0	0.00	2287925	0
Manipur	422	0	422	100.00	51	8275
Meghalaya	770	0	770	100.00	0	0
Mizoram	0	0	0	0.00	0	0
Nagaland	0	0	0	0.00	0	0
Orissa	0	0	0	0.00	0	0
Punjab	728	0	728	100.00	149	4884
Rajasthan	164823	0	164823	100.00	530	310987
sikkim	65062	0	65062	100.00	24422	2664
Tamil Nadu	0	0	0	0.00	470	0
Tripura	0	10362	10362	0.00	202409	0
Utter Pradesh	6628	65	6693	99.03	14094	470
West Bengal	0	0	0	0.00	0	0
A & N Islands	2097	3225	5322	39.40	3119	672
Chandigarh	0	0	0	0.00	0	0
D & N Haveli	0	0	0	0.00	0	0
Daman & Diu	0	0	0	0.00	1769	0
Delhi	0	0	0	0.00	38389	0
Lakshadweep	12533	463	12996	96.44	1306	9596
Puducherry	11146	1500	12646	88.14	19498	572
INDIA	1023956	22354	1046310	97.86	2967291	345

TABLE VII - TOTAL EXPENDITURE (REC. & NON-REC.) BY TYPE OF INSTITUTIONS

Total of Elementary Education(E,F,G)

(Rupee in Thousands)

State/union Territory	TOTAL REC EXPENDITURE	TOTAL NON-REC EXPENDITURE	GRAND TOTAL	% OF REC. EXPDT. TO TOTAL EXPDT.	ENROLMENT	COST PER STUDENT ON THE BASIS OF REC. EXPDT. (ACTUAL)
1	2	3	4	5	6	7
Andhra Pradesh	12229019	367226	12596245	97.08	8989524	1360
Arunachal pradesh	806268	118468	924735	87.19	181842	4434
Assam	6923601	472611	7396212	93.61	4680339	1479
Bihar	14915580	19856	14935436	99.87	12192448	1223
Goa	373639	918	374557	99.75	67756	5514
Gujarat	14753158	339363	15092521	97.75	8300606	1777
Haryana	4135484	15742	4151227	99.62	2263510	1827
Himachal Pradesh	2983901	6820	2990721	99.77	811986	3675
Jammu & Kashmir	2837741	79317	2917058	97.28	1487583	1908
karnataka	15578160	331600	15909760	97.92	8749902	1780
Kerala	12159789	137795	12297584	98.88	2661559	4569
Madhya Pradesh	5751473	36475	5787948	99.37	14526143	396
Maharashtra	27287823	210998	27498821	99.23	14330070	1904
Manipur	1296178	16411	1312589	98.75	342351	3786
Meghalaya	859859	0	859859	100.00	490487	1753
Mizoram	642200	6112	648312	99.06	157136	4087
Nagaland	687452	150502	837954	82.04	227222	3025
Orissa	1921492	9910782	11832274	16.24	5580000	344
Punjab	6134849	19762	6154611	99.68	2161228	2839
Rajasthan	16480383	5044	16485426	99.97	8484908	1942
sikkim	756089	30095	786184	96.17	95976	7878
Tamil Nadu	0	0	0	0.00	6500941	0
Tripura	1126886	72256	1199142	93.97	521341	2162
Utter Pradesh	25582329	519640	26101969	98.01	16740878	1528
West Bengal	11419156	0	11419156	100.00	8961649	1274
A & N Islands	362768	78616	441384	82.19	31353	11570
Chandigarh	63279	0	63279	100.00	37276	1698
D & N Haveli	49934	34864	84798	58.89	32527	1535
Daman & Diu	74047	0	74047	100.00	24581	3012
Delhi	4161079	43484	4204563	98.97	1258041	3308
Lakshadweep	90658	3349	94007	96.44	9447	9596
Puducherry	372753	19110	391863	95.12	93781	3975
INDIA	192817027	13047217	205864243	93.66	130994391	1472

TABLE VII - TOTAL EXPENDITURE (REC. & NON-REC.) BY TYPE OF INSTITUTIONS

H- Institutions Imparting Instructions in Diploma/certificate: School Level (Below Matric Level)

(a) Agriculture & Forestry

(Rupee in Thousands)

State/union Territory	TOTAL REC EXPENDITURE	TOTAL NON-REC EXPENDITURE	GRAND TOTAL	% OF REC. EXPD. TO TOTAL EXPD.
1	2	3	4	5
Andhra Pradesh	0	0	0	0.00
Arunachal Pradesh	0	0		0.00
Assam	0	0	0	0.00
Bihar	0	0	0	0.00
Goa	0	0	0	0.00
Gujarat	21655	474	22129	97.86
Haryana	0	0	0	0.00
Himachal Pradesh	0	0	0	0.00
Jammu & Kashmir	0	0	0	0.00
Karnataka	0	0	0	0.00
Kerala	0	0	0	0.00
Madhya Pradesh	0	0	0	0.00
Maharashtra	48796	0	48796	100.00
Manipur	0	0	0	0.00
Meghalaya	0	0	0	0.00
Mizoram	0	0	0	0.00
Nagaland	0	0	0	0.00
Orissa	0	0	0	0.00
Punjab	0	0	0	0.00
Rajasthan	1283	0	1283	100.00
Sikkim	0	0	0	0.00
Tamil Nadu	0	0	0	0.00
Tripura	0	0	0	0.00
Uttar Pradesh	0	0	0	0.00
West Bengal	0	0	0	0.00
A & N Islands	0	0	0	0.00
Chandigarh	33088	0	33088	100.00
D & N Haveli	0	0	0	0.00
Daman & Diu	0	0	0	0.00
Delhi	0	0	0	0.00
Lakshadweep	0	0	0	0.00
Puducherry	0	0	0	0.00
INDIA	104822	474	105296	99.55

TABLE VII - TOTAL EXPENDITURE (REC. & NON-REC.) BY TYPE OF INSTITUTIONS
H- Institutions Imparting Instructions in Diploma/certificate: School Level (Below Matric Level)
(b) Medicine (Nursing & Midwifery)

(Rupee in Thousands)

State/union Territory	TOTAL REC EXPENDITURE	TOTAL NON-REC EXPENDITURE	GRAND TOTAL	% OF REC. EXPDPT. TO TOTAL EXPDPT.
1	2	3	4	5
Andhra Pradesh	0	0	0	0.00
Arunachal pradesh	0	0	0	0.00
Assam	2040	0	2040	100.00
Bihar	4211	0	4211	100.00
Goa	0	0	0	0.00
Gujarat	6837	50	6887	99.27
Haryana	0	0	0	0.00
Himachal Pradesh	0	0	0	0.00
Jammu & Kashmir	0	0	0	0.00
karnataka	0	0	0	0.00
Kerala	50261	5094	55355	90.80
Madhya Pradesh	701	0	701	100.00
Maharashtra	104476	3028	107504	97.18
Manipur	0	0	0	0.00
Meghalaya	0	0	0	0.00
Mizoram	0	0	0	0.00
Nagaland	0	0	0	0.00
Orissa	0	0	0	0.00
Punjab	0	0	0	0.00
Rajasthan	0	0	0	0.00
sikkim	0	0	0	0.00
Tamil Nadu	0	0	0	0.00
Tripura	0	0	0	0.00
Utter Pradesh	0	0	0	0.00
West Bengal	0	0	0	0.00
A & N Islands	0	0	0	0.00
Chandigarh	31279	0	31278.5	100.00
D & N Haveli	0	0	0	0.00
Daman & Diu	0	0	0	0.00
Delhi	0	0	0	0.00
Lakshadweep	0	0	0	0.00
Puducherry	0	0	0	0.00
INDIA	199805	8172	207977	96.07

TABLE VII - TOTAL EXPENDITURE (REC. & NON-REC.) BY TYPE OF INSTITUTIONS
H- Institutions Imparting Instructions in Diploma/certificate: School Level (Below Matric Level)
(c)Teacher Training

(Rupee in Thousands)

State/union Territory	TOTAL REC EXPENDITURE	TOTAL NON-REC EXPENDITURE	GRAND TOTAL	% OF REC. EXPD. TO TOTAL EXPD.
1	2	3	4	5
Andhra Pradesh	0	0	0	0.00
Arunachal pradesh	0	0	0	0.00
Assam	0	0	0	0.00
Bihar	30017	22	30039	99.93
Goa	0	0	0	0.00
Gujarat	3913	138	4051	96.59
Haryana	16884	0	16884	100.00
Himachal Pradesh	41633	1656	43289	96.18
Jammu & Kashmir	0	0	0	0.00
karnataka	234221	6326	240547	97.37
Kerala	107827	5539	113366	95.11
Madhya Pradesh	32693	12	32705	99.96
Maharashtra	387138	9914	397052	97.50
Manipur	1283	0	1283	100.00
Meghalaya	20531	464	20995	97.79
Mizoram	9275	475	9750	95.13
Nagaland	0	3279	3279	0.00
Orissa	65215	70506	135721	48.05
Punjab	56256	73	56329	99.87
Rajasthan	0	0	0	0.00
sikkim	7354	0	7354	100.00
Tamil Nadu	334	0	334	100.00
Tripura	2060	189	2250	91.59
Utter Pradesh	173778	1931	175709	98.90
West Bengal	92042	9686	101728	90.48
A & N Islands	0	0	0	0.00
Chandigarh	0	0	0	0.00
D & N Haveli	0	0	0	0.00
Daman & Diu	6551	0	6551	100.00
Delhi	0	0	0	0.00
Lakshadweep	0	0	0	0.00
Puducherry	0	0	0	0.00
INDIA	1289005	110210	1399215	92.12

TABLE VII - TOTAL EXPENDITURE (REC. & NON-REC.) BY TYPE OF INSTITUTIONS
H- Institutions Imparting Instructions in Diploma/certificate: School Level (Below Matric Level)
(d) Industrial/Arts & Crafts

(Rupee in Thousands)

State/union Territory	TOTAL REC EXPENDITURE	TOTAL NON-REC EXPENDITURE	GRAND TOTAL	% OF REC. EXPDT. TO TOTAL EXPDT.
1	2	3	4	5
Andhra Pradesh	0	0	0	0.00
Arunachal pradesh	0	0	0	0.00
Assam	9848	1014	10862	90.67
Bihar	37680	330	38010	99.13
Goa	4435	0	4435	100.00
Gujarat	284875	5230	290105	98.20
Haryana	239148	0	239148	100.00
Himachal Pradesh	48153	338	48491	99.30
Jammu & Kashmir	680	0	680	100.00
karnataka	0	0	0	0.00
Kerala	327285	36053	363338	90.08
Madhya Pradesh	48143	369	48512	99.24
Maharashtra	0	0	0	0.00
Manipur	8970	89	9059	99.02
Meghalaya	12911	0	12911	100.00
Mizoram	0	0	0	0.00
Nagaland	10519	3	10522	99.97
Orissa	0	0	0	0.00
Punjab	24186	0	24186	100.00
Rajasthan	136239	559	136798	99.59
sikkim	0	0	0	0.00
Tamil Nadu	64486	7010	71496	90.20
Tripura	0	0	0	0.00
Utter Pradesh	14365	756	15121	95.00
West Bengal	0	0	0	0.00
A & N Islands	6340	0	6340	100.00
Chandigarh	21326	200	21526	99.07
D & N Haveli	0	0	0	0.00
Daman & Diu	6944	0	6944	100.00
Delhi	0	0	0	0.00
Lakshadweep	0	0	0	0.00
Puducherry	147	0	147	100.00
INDIA	1306680	51950	1358630	96.18

TABLE VII - TOTAL EXPENDITURE (REC. & NON-REC.) BY TYPE OF INSTITUTIONS
H- Institutions Imparting Instructions in Diploma/certificate: School Level (Below Matric Level)
(e) Music & Fine Arts

(Rupee in Thousands)

State/union Territory	TOTAL REC EXPENDITURE	TOTAL NON-REC EXPENDITURE	GRAND TOTAL	% OF REC. EXPDT. TO TOTAL EXPDT.
1	2	3	4	5
Andhra Pradesh	0	0	0	0.00
Arunachal pradesh	0	0	0	0.00
Assam	1375	70	1445	95.14
Bihar	0	0	0	0.00
Goa	3210	14	3224	99.57
Gujarat	1181	31	1212	97.46
Haryana	0	0	0	0.00
Himachal Pradesh	0	0	0	0.00
Jammu & Kashmir	0	0	0	0.00
karnataka	0	0	0	0.00
Kerala	4340	267	4607	94.20
Madhya Pradesh	6701	206	6907	97.02
Maharashtra	7566	670	8236	91.86
Manipur	0	0	0	0.00
Meghalaya	0	0	0	0.00
Mizoram	0	0	0	0.00
Nagaland	0	0	0	0.00
Orissa	733	0	733	100.00
Punjab	0	0	0	0.00
Rajasthan	7641	0	7641	100.00
sikkim	0	0	0	0.00
Tamil Nadu	8185	425	8610	95.06
Tripura	0	0	0	0.00
Utter Pradesh	1059	24	1083	97.78
West Bengal	0	0	0	0.00
A & N Islands	0	0	0	0.00
Chandigarh	0	0	0	0.00
D & N Haveli	0	0	0	0.00
Daman & Diu	0	0	0	0.00
Delhi	0	0	0	0.00
Lakshadweep	0	0	0	0.00
Puducherry	0	0	0	0.00
INDIA	41991	1707	43697	96.09

TABLE VII - TOTAL EXPENDITURE (REC. & NON-REC.) BY TYPE OF INSTITUTIONS
H- Institutions Imparting Instructions in Diploma/certificate: School Level (Below Matric Level)
(f) For the Handicapped

(Rupee in Thousands)

State/union Territory	TOTAL REC EXPENDITURE	TOTAL NON-REC EXPENDITURE	GRAND TOTAL	% OF REC. EXPDT. TO TOTAL EXPDT.
1	2	3	4	5
Andhra Pradesh	73970	3263	77233	95.78
Arunachal pradesh	0	0	0	0.00
Assam	7425	434	7859	94.47
Bihar	7010	0	7010	100.00
Goa	0	0	0	0.00
Gujarat	107636	3595	111231	96.77
Haryana	0	0	0	0.00
Himachal Pradesh	3186	0	3186	100.00
Jammu & Kashmir	0	0	0	0.00
karnataka	0	0	0	0.00
Kerala	55386	5908	61294	90.36
Madhya Pradesh	1610	141	1751	91.96
Maharashtra	0	0	0	0.00
Manipur	4420	427	4847	91.19
Meghalaya	0	0	0	0.00
Mizoram	0	0	0	0.00
Nagaland	0	0	0	0.00
Orissa	0	0	0	0.00
Punjab	6973	608	7582	91.98
Rajasthan	4330	0	4330	100.00
sikkim	0	0	0	0.00
Tamil Nadu	9350	36558	45908	20.37
Tripura	9755	735	10490	92.99
Utter Pradesh	7987	26	8013	99.68
West Bengal	0	0	0	0.00
A & N Islands	0	0	0	0.00
Chandigarh	0	0	0	0.00
D & N Haveli	0	0	0	0.00
Daman & Diu	0	0	0	0.00
Delhi	0	0	0	0.00
Lakshadweep	0	0	0	0.00
Puducherry	2768	0	2768	100.00
INDIA	301806	51695	353501	85.38

TABLE VII - TOTAL EXPENDITURE (REC. & NON-REC.) BY TYPE OF INSTITUTIONS**H- Institutions Imparting Instructions in Diploma/certificate: School Level (Below Matric Level)****(g) Reformatory / Certified****(Rupee in Thousands)**

State/union Territory	TOTAL REC EXPENDITURE	TOTAL NON-REC EXPENDITURE	GRAND TOTAL	% OF REC. EXPDT. TO TOTAL EXPDT.
1	2	3	4	5
Andhra Pradesh	17953	2500	20453	87.78
Arunachal pradesh	0	0	0	0.00
Assam	328	0	328	100.00
Bihar	0	0	0	0.00
Goa	0	0	0	0.00
Gujarat	15593	0	15593	100.00
Haryana	0	0	0	0.00
Himachal Pradesh	0	0	0	0.00
Jammu & Kashmir	0	0	0	0.00
karnataka	0	0	0	0.00
Kerala	10725	419	11144	96.24
Madhya Pradesh	10378	0	10378	100.00
Maharashtra	0	0	0	0.00
Manipur	0	0	0	0.00
Meghalaya	0	0	0	0.00
Mizoram	0	0	0	0.00
Nagaland	0	0	0	0.00
Orissa	0	0	0	0.00
Punjab	1142	0	1142	100.00
Rajasthan	0	0	0	0.00
sikkim	0	0	0	0.00
Tamil Nādu	260102	0	260102	100.00
Tripura	0	0	0	0.00
Utter Pradesh	0	0	0	0.00
West Bengal	0	0	0	0.00
A & N Islands	0	0	0	0.00
Chandigarh	0	0	0	0.00
D & N Haveli	0	0	0	0.00
Daman & Diu	0	0	0	0.00
Delhi	0	0	0	0.00
Lakshadweep	0	0	0	0.00
Puducherry	0	0	0	0.00
INDIA	316221	2919	319140	99.09

TABLE VII - TOTAL EXPENDITURE (REC. & NON-REC.) BY TYPE OF INSTITUTIONS
H- Institutions Imparting Instructions in Diploma/certificate: School Level (Below Matric Level)
(h) Oriental Studies

State/union Territory	(Rupee in Thousands)			
	TOTAL REC EXPENDITURE	TOTAL NON-REC EXPENDITURE	GRAND TOTAL	% OF REC. EXPDPT. TO TOTAL EXPDPT.
1	2	3	4	5
Andhra Pradesh	150336	39246	189582	79.30
Arunachal pradesh	0	0	0	0.00
Assam	26325	3110	29434	89.44
Bihar	104138	335	104473	99.68
Goa	0	0	0	0.00
Gujarat	14865	2175	17040	87.24
Haryana	0	0	0	0.00
Himachal Pradesh	754	0	754	100.00
Jammu & Kashmir	0	0	0	0.00
karnataka	146281	1600	147881	98.92
Kerala	0	0	0	0.00
Madhya Pradesh	25878	19	25897	99.93
Maharashtra	2998	510	3508	85.46
Manipur	114	0	114	100.00
Meghalaya	0	0	0	0.00
Mizoram	0	0	0	0.00
Nagaland	0	0	0	0.00
Orissa	3801	14300	18101	21.00
Punjab	0	0	0	0.00
Rajasthan	0	0	0	0.00
sikkim	0	0	0	0.00
Tamil Nadu	11210	0	11210	100.00
Tripura	4720	0	4720	100.00
Utter Pradesh	58143	4936	63079	92.17
West Bengal	83509	14536	98045	85.17
A & N Islands	0	0	0	0.00
Chandigarh	0	0	0	0.00
D & N Haveli	0	0	0	0.00
Daman & Diu	0	0	0	0.00
Delhi	0	0	0	0.00
Lakshadweep	0	0	0	0.00
Puducherry	0	0	0	0.00
INDIA	633072	80766	713838	88.69

TABLE VII - TOTAL EXPENDITURE (REC. & NON-REC.) BY TYPE OF INSTITUTIONS

H- Institutions Imparting Instructions in Diploma/certificate: School Level (Below Matric Level)

(i) Social (Adult) Education

(Rupee in Thousands)

State/union Territory	TOTAL REC EXPENDITURE	TOTAL NON-REC EXPENDITURE	GRAND TOTAL	% OF REC. EXPD. TO TOTAL EXPD.
1	2	3	4	5
Andhra Pradesh	0	0	0	0.00
Arunachal pradesh	1757	568	2325	75.58
Assam	0	0	0	0.00
Bihar	0	0	0	0.00
Goa	5003	0	5003	100.00
Gujarat	0	0	0	0.00
Haryana	0	0	0	0.00
Himachal Pradesh	7099	0	7099	100.00
Jammu & Kashmir	0	0	0	0.00
karnataka	0	0	0	0.00
Kerala	0	0	0	0.00
Madhya Pradesh	52537	0	52537	100.00
Maharashtra	0	41344	41344	0.00
Manipur	11930	0	11930	100.00
Meghalaya	0	0	0	0.00
Mizoram	6875	0	6875	100.00
Nagaland	0	0	0	0.00
Orissa	15653	0	15653	100.00
Punjab	0	0	0	0.00
Rajasthan	52275	0	52275	100.00
sikkim	359	0	359	100.00
Tamil Nadu	90116	0	90116	100.00
Tripura	149116	809	149925	99.46
Utter Pradesh	7995	106516	114511	6.98
West Bengal	0	0	0	0.00
A & N Islands	2993	0	2993	100.00
Chandigarh	0	0	0	0.00
D & N Haveli	0	0	0	0.00
Daman & Diu	290	0	290	100.00
Delhi	0	0	0	0.00
Lakshadweep	151	0	151	100.00
Puducherry	0	0	0	0.00
INDIA	404148	149236	553384	73.03

TABLE VII - TOTAL EXPENDITURE (REC. & NON-REC.) BY TYPE OF INSTITUTIONS
H- Institutions Imparting Instructions in Diploma/certificate: School Level (Below Matric Level)
(j) Others

(Rupee in Thousands)				
State/union Territory	TOTAL REC EXPENDITURE	TOTAL NON-REC EXPENDITURE	GRAND TOTAL	% OF REC. EXPDPT. TO TOTAL EXPDPT.
1	2	3	4	5
Andhra Pradesh	0	0	0	0.00
Arunachal pradesh	0	0	0	0.00
Assam	6876	1569	8446	81.42
Bihar	153	0	153	100.00
Goa	0	0	0	0.00
Gujarat	3766	63	3829	98.35
Haryana	0	0	0	0.00
Himachal Pradesh	3105	0	3105	100.00
Jammu & Kashmir	0	0	0	0.00
karnataka	0	0	0	0.00
Kerala	0	0	0	0.00
Madhya Pradesh	15626	410	16036	97.44
Maharashtra	2828	128	2956	95.68
Manipur	1958	68	2026	96.64
Meghalaya	0	0	0	0.00
Mizoram	0	0	0	0.00
Nagaland	36990	7753	44743	82.67
Orissa	0	47372	47372	0.00
Punjab	0	0	0	0.00
Rajasthan	0	0	0	0.00
sikkim	7748	6065	13814	56.09
Tamil Nadu	0	60370	60370	0.00
Tripura	0	0	0	0.00
Utter Pradesh	458014	1195672	1653686	27.70
West Bengal	0	0	0	0.00
A & N Islands	0	0	0	0.00
Chandigarh	1520	0	1520	100.00
D & N Haveli	0	0	0	0.00
Daman & Diu	0	0	0	0.00
Delhi	0	0	0	0.00
Lakshadweep	0	0	0	0.00
Puducherry	0	0	0	0.00
INDIA	538585	1319470	1858055	28.99

TABLE VII - TOTAL EXPENDITURE (REC. & NON-REC.) BY TYPE OF INSTITUTIONS
H- Institutions Imparting Instructions in Diploma/certificate: School Level (Below Matric Level)
Total (a to j)

(Rupee in Thousands)

State/union Territory	TOTAL REC EXPENDITURE	TOTAL NON-REC EXPENDITURE	GRAND TOTAL	% OF REC. EXPDT. TO TOTAL EXPDT.
1	2	3	4	5
Andhra Pradesh	242259	45009	287268	84.33
Arunachal pradesh	1757	568	2325	75.58
Assam	54216	6198	60414	89.74
Bihar	183209	687	183896	99.63
Goa	12648	14	12662	99.89
Gujarat	460321	11756	472077	97.51
Haryana	256032	0	256032	100.00
Himachal Pradesh	103930	1994	105923	98.12
Jammu & Kashmir	680	0	680	100.00
karnataka	380502	7926	388428	97.96
Kerala	555824	53280	609104	91.25
Madhya Pradesh	194267	1156	195424	99.41
Maharashtra	553802	55594	609396	90.88
Manipur	28675	584	29259	98.00
Meghalaya	33442	464	33906	98.63
Mizoram	16150	475	16625	97.14
Nagaland	47509	11035	58544	81.15
Orissa	85402	132178	217580	39.25
Punjab	88558	681	89239	99.24
Rajasthan	201768	559	202327	99.72
sikkim	15461	6065	21526	71.82
Tamil Nadu	443783	104563	548346	80.96
Tripura	165651	1733	167384	98.96
Utter Pradesh	721341	1309861	2031202	35.51
West Bengal	175552	24222	199773	87.88
A & N Islands	9333	0	9333	100.00
Chandigarh	87213	200	87413	99.77
D & N Haveli	0	0	0	0.00
Daman & Diu	13785	0	13785	100.00
Delhi	0	0	0	0.00
Lakshadweep	151	0	151	100.00
Puducherry	2915	0	2915	100.00
INDIA	5136134	1776600	6912734	74.30

TABLE VII - TOTAL EXPENDITURE (REC. & NON-REC.) BY TYPE OF INSTITUTIONS**I. Directorate and Inspectorate**

(Rupee in Thousands)

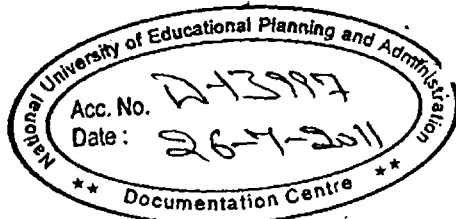
State/union Territory	TOTAL REC EXPENDITURE	TOTAL NON-REC EXPENDITURE	GRAND TOTAL	% OF REC. EXPD. TO TOTAL EXPD.
1	2	3	4	5
Andhra Pradesh	237040	0	237040	100.00
Arunachal pradesh	63006	5139	68145	92.46
Assam	218080	15015	233094	93.56
Bihar	1513444	196600	1710044	88.50
Goa	4614	0	4614	100.00
Gujarat	34928	0	34928	100.00
Haryana	367958	0	367958	100.00
Himachal Pradesh	127139	0	127139	100.00
Jammu & Kashmir	0	0	0	0.00
karnataka	119496	10500	129996	91.92
Kerala	387325	0	387325	100.00
Madhya Pradesh	852899	0	852899	100.00
Maharashtra	397985	0	397985	100.00
Manipur	248053	9791	257844	96.20
Meghalaya	59578	0	59578	100.00
Mizoram	34283	0	34283	100.00
Nagaland	98292	23060	121352	81.00
Orissa	49978	240478	290456	17.21
Punjab	1059980	0	1059980	100.00
Rajasthan	189046	151	189197	99.92
sikkim	57853	0	57853	100.00
Tamil Nadu	784150	0	784150	100.00
Tripura	168746	11270	180016	93.74
Utter Pradesh	6240297	4106353	10346650	60.31
West Bengal	293459	0	293459	100.00
A & N Islands	16722	0	16722	100.00
Chandigarh	0	0	0	0.00
D & N Haveli	4207	661	4868	86.43
Daman & Diu	56188	0	56188	100.00
Delhi	0	0	0	0.00
Lakshadweep	2408	329	2737	87.98
Puducherry	36732	890	37622	97.63
INDIA	13723886	4620236	18344122	74.81

TABLE VII - TOTAL EXPENDITURE (REC. & NON-REC.) BY TYPE OF INSTITUTIONS

Grand Total - (A to I)

(Rupee in Thousands)

State/union Territory	TOTAL REC EXPENDITURE	TOTAL NON-REC EXPENDITURE	GRAND TOTAL	% OF REC. EXPD. TO TOTAL EXPD.
1	2	3	4	5
Andhra Pradesh	22669885	564786	23234671	97.57
Arunachal pradesh	1203895	127252	1331147	90.44
Assam	10375804	567316	10943120	94.82
Bihar	22074292	230434	22304726	98.97
Goa	1464153	20007	1484160	98.65
Gujarat	25605845	748116	26353961	97.16
Haryana	12477740	128741	12606481	98.98
Himachal Pradesh	6411556	191988	6603543	97.09
Jammu & Kashmir	6022272	123972	6146244	97.98
karnataka	23858933	431884	24290817	98.22
Kerala	23828438	716220	24544658	97.08
Madhya Pradesh	13362279	89098	13451377	99.34
Maharashtra	64376835	1287185	65664020	98.04
Manipur	2613645	159632	2773277	94.24
Meghalaya	1309874	14025	1323899	98.94
Mizoram	1162714	28280	1190994	97.63
Nagaland	1139223	203981	1343204	84.81
Orissa	5797897	11302317	17100214	33.91
Punjab	15328725	129827	15458552	99.16
Rajasthan	27809813	70399	27880212	99.75
sikkim	1179397	52913	1232310	95.71
Tamil Nadu	12470172	196856	12667028	98.45
Tripura	3002207	127265	3129472	95.93
Utter Pradesh	44772462	6094946	50867408	88.02
West Bengal	24754761	413763	25168524	98.36
A & N Islands	650040	140775	790815	82.20
Chandigarh	559537	312	559849	99.94
D & N Haveli	66450	46414	112864	58.88
Daman & Diu	185864	108	185972	99.94
Delhi	11978844	475665	12454509	96.18
Lakshadweep	178189	19101	197290	90.32
Puducherry	908511	117601	1026112	88.54
INDIA	389600250	24821176	414421426	94.01



NUEPA DC



D13997