



Govt. of Uttarakhand

Annual Report

2011-12



English Version

Rashtriya Madhyamik Shiksha Abhiyan

Uttarakhand

Uttarakhand Sabhi Ke Liye Madhyamik Shiksha Parishad
Nanoorkhera, Tapovan Marg, Dehradun

Phone : 0135-2780422, E-mail : rmsauk@gmail.com

Direction - **R.K. Sudhanshu, IAS**
State Project Director

Editing & Co-ordination - **Mahavir Singh Bisht**
Joint State Project Director

R.P. Dandriyal
Joint State Project Director

Dr. Mohan Singh Bisht
Assistant State Project Director

Shailendra Amoli
Assistant State Project Director

Support - **Amita Joshi**
Finance Controller

Vijay Prasad Pant
Finance Officer

Brij Mohan Singh Rawat
Accountant

Computer Management - **Sumit Tiwari**
Computer Operator

Akash Bhardwaj
Computer Operator

INDEX

Contents

<i>Chapter</i>		<i>Page No.</i>
Chapter - 1	Uttarakhand : An Introduction	5- 8
Chapter - 2	Secondary Education : At a Glance	9-12
Chapter - 3	Rashtirya Madhyamik Shiksha Abhiyan	13 - 15
Chapter - 4	Project : Management, Planning & Implementation	16 - 24
Chapter - 5	PAB Approved Annual Work Plan & Budget 2011-12	25 - 26
Chapter - 6	School Upgradation	27 - 33
Chapter - 7	Strengthening of Schools	34 - 51
Chapter - 8	Quality Related Programme	52 - 68
Annexure	Audit Report 2011-12	69 - 93

Acknowledgement



Rashtriya Madhyamik Shiksha Abhiyan (RMSA) has been started in the State of Uttarakhand since 2009-10, to make Secondary Education available to all with the help of Govt of India. Although the literacy has been increased by 8% as on census 2011 but the gap between male and female literacy is still 18% which till date is a subject of major concerns. It is difficult to provide secondary schooling facility to each and every habitation within 5 km distance in the state of Uttarakhand due to the scattered locations of habitations in some hilly remote areas. In the past three years, 228 Upper Primary schools have been upgraded to secondary schools. All the schools are being provided school buildings and other educational and academic resources. **“Uttarakhand Sabhi Ke Liye Madhyamik Shiksha Parisad”** has been established to implement RMSA and other central govt funded schemes at secondary level in the state of Uttarakhand. Gross enrolment ratio (GER) in the state at secondary level is 75.79% which is far better than many other states of the country. Dropout rate has been decreased by 4% at secondary stage but the 43.99% Net Enrolment Ratio (NER) and 10.30% Repetition rate is again subject of major concerns.

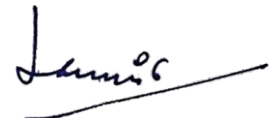
Physical and academic resources have been increased in past 3 years due to RMSA. The limit sanctioned or approved by the GOI is insufficient to the state of Uttarakhand that's why state govt is bearing approximate 40% additional costs for construction works under RMSA due to the state schedule of rates (SOR). SCERT and SIEMAT are providing in service teachers training and Principal training respectively. SMDCs have been constituted in all the secondary schools and their saving accounts are being operated in nationalized banks. Most of the schools are receiving funds through e-banking system. State implementation society engages a C.A. firm to monitor the utilization of funds at all the schools, district level offices, other institutions and state project office every year. Different level committees have been constituted at state, district and school level to monitor and implementation of the scheme. All these committees give their valuable suggestions time to time for better implementation of the scheme.

Various academic programs has been organized in the year 2011-12 to enrich the quality of education i.e. teachers exposure visit to IIT Bombay, English and Language University Hyderabad and SAI Bhopal. Student's exposure visit has been organized at district level to promote **“Dekho-Jaano-Seekho”** tendency in all the boys and girls. District level book fair and science exhibition have also been organized at school and district level. Remedial teaching and art & craft programs have also been organized in educationally backward areas. Guidance and counselling process has also been started.

In this booklet, annual progress for the year 2011-12 has been highlighted which will be of great utility to all the public representatives, educationists and administrators at various levels. I am thankful to all the functionaries of State Project Office Dehradun who gave their invaluable contributions to prepare this booklet. I am also thankful to the whole Education Department, SCERT, SIEMAT and other Educational Institutions for their support and contribution too.

Last but not least, I would like to request all my colleagues and people to give their valuable suggestions and make any comment on all the information given in this booklet.

With regards.



R. K. Sudhanshu, IAS
State Project Director

Chapter-1

Uttarakhand : An Introduction

Uttarakhand formerly known as Uttaranchal, is a state in the northern part of India. It is often referred to as the Land of Gods due to the many holy places and cities found throughout the state, some of which are amongst Hindus' most spiritual and auspicious places of pilgrimage and worship. Uttarakhand is well known for its natural beauty and wealth of the Himalayas, the Bhabhar and the Terai and many other phenomenons of flora and fauna. The state was carved out of the Himalayan and adjoining north-western districts of Uttar Pradesh on 9 November 2000, becoming the 27th state of the Republic of India. It is bordered by Tibet Autonomous Region on the north, Nepal on the east and the Indian states of Uttar Pradesh to the south, Haryana to the west and Himachal Pradesh to the North-West.

Census of 2011 places its population at 101.17 lakh spread over an area of 53,483 square kilometers, with an average density of 189 persons per sq. km as per census 2011. Population density in the 13 districts of the State varies from a high of 817 per sq. km. in Haridwar to a low of 41 per sq. km. in Uttarkashi. Different districts of Uttarakhand also recorded diverse population growth rates during the decade 2001-2011, from a strong 33.40% in US Nagar to practical downfall at -1.73% in Almora. 8 out of the 13 districts show high sex-ratios (number of females per 1000 males) in the range 1021 to 1147.

Uttarakhand is one of the cradles of ancient Indian culture bestowed with Chardham, Wildlife, Adventurous Tourism and immense hydro power potential. Vast, vivid and wonderful, Uttarakhand is a smaller yet an unforgettable destination hosting nearly everything which a thirsty pilgrim, casual tourist, a weekend trekker, a seasoned mountaineer, a true devotee, a nature lover may not dare forget forever. And there is every possible walk in the area of Antiquity, Adventure Tourism, Eco Tourism & Education that is why the people say **Uttarakhand is simply heaven**. From January 2007 Uttaranchal is known as "**Uttarakhand**", Dehradun is being declared as temporary capital of Uttarakhand, which is connected by railway with other part of country. High Court of Uttarakhand is situated at Nainital and Dehradun & Pant Nagar are also connected with air route.

Inspirit of religious tourism and adventure tourism. Corbett National Park, Hill Station like Nainital, Mussoorie, Almora, Kausani, Bhimtaal, and Ranikhet are some tourist places. There are main source to boost the economy in the state. Many mountain peaks are always centre of attraction to the mountaineers Nanda Devi Peak is one of the them. Valley of flower, Nanda Devi National Century is some other National Heritage sites.

Table 1.1 Population figures at a glance

Description	2011	2001
Approximate Population	1.01 Crore	84.89 Lakh
Actual Population	10,116,752	8,489,349
Male	5,154,178	4,325,924
Female	4,962,574	4,163,425
Population Growth	19.17%	19.20%
Percentage of total Population	0.84%	0.83%
Sex Ratio	963	964
Child Sex Ratio	886	967
Density/Km2	189	159
Area Km2	53,483	53,483
Total Child Population (0-6 Age)	1,328,844	1,360,032
Male Population (0-6 Age)	704,769	712,949
Female Population (0-6 Age)	624,075	647,083

Source: Directorate of Economic & Statistics, Uttarakhand

Administrative Constitution of State

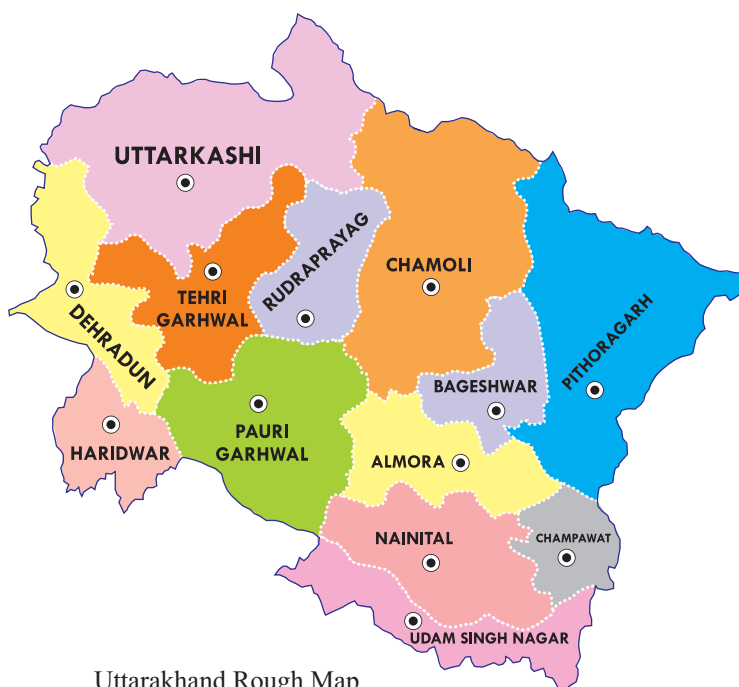
- 02 Administrative divisions
- 13 districts
- 78 tehsils
- 95 development blocks
- 28 Important Cities
- 84 Towns
- 670 Nyaya panchayats
- 7227 Gram panchayats
- 16826 revenue villages
- 15761 inhabited villages
- 06 Airports

Source: Department of Panchayat, Government of Uttarakhand

Town/Urban Agglomeration

- 01 Municipal Corporation
- 30 Nagar Panchayats
- 12 Census Towns
- 32 Nagar Palika Parishads
- 09 Cantonment Boards
- 02 Industrial Townships

Source: Directorate of Economics and Statistics, Uttarakhand



Uttarakhand Rough Map

Geography, distribution of population & issues of development:

Distribution of rural population in Uttarakhand is rather uneven. The highest density of rural population is concentrated in the southern half of the State, encompassing the districts of Dehradun (Doon valley), Haridwar, Udham Singh Nagar and parts of Nainital. The reason for high population density in these districts is quite obviously their location in the fertile plains areas of the Upper Doab, Terai-Bhabar, and the Doon Valley. In the inner Himalayas, there are many Blocks of medium population density (between 151 and 300 persons per sq. km.) in Nainital, Almora, Pithoragarh, Champawat and Bageshwar districts and a few isolated pockets in Pauri Garhwal, Tehri Garhwal, Chamoli and Rudrapur districts located in the Lesser Himalayas.

For understandable reasons, population is especially sparsely distributed in the Greater Himalayas spanning Uttarkashi, Rudrapur, Chamoli and Pithoragarh districts, large parts of which are snow-covered, barren and inhospitable. In most of the towns housing municipalities are located either in the densely populated areas of the State located in the Upper Doab, Terai-Bhabar and Doon Valley regions or along major rivers, especially in Garhwal. The latter also happens to be important tourist centres and halting places along with the pilgrimage route to the Himalayan shrines

Table 1.2 Population Distributions (Urban and Rural) and Sub-district units

Districts	% rural population 2011 census	No. of Blocks / Kshetra Panchayats	% urban population 2011 census	No. of local bodies
Almora	89.98	11	10.02	2
Bageshwar	96.50	3	3.50	1
Chamoli	84.89	9	15.11	6
Champawat	85.21	4	14.79	3
Dehradun	44.10	6	55.90	6
Haridwar	62.23	6	37.77	6
Nainital	61.06	8	38.94	7
Pauri	83.59	15	16.41	4
Pithoragarh	58.69	8	14.31	3
Rudraprayag	95.81	3	4.19	2
Tehri	88.63	9	11.37	6
US Nagar	64.42	7	35.58	14
Uttarkashi	92.65	6	7.35	3
Uttarakhand	69.45	95	30.55	63

Economic Conditions:

Uttarakhand is pre-dominantly rural with population usually concentrated in the valleys and mountain slopes, with a typical village/habitation consisting of 30-40 families who share common resources. In the rural areas, the Socio-economic condition is primarily based on horticulture, sheep rearing and tourism. Agriculture has been adopted as means of livelihood. Paddy is the major crop in irrigated areas and white Maize is grown in higher un-irrigated slopes. Other locally grown cereals and millets are *Bhatt*, *Gahat* and *Mandua*. Villages are heavily dependent on the surrounding forests for compost and water. Individual landholdings are small and scattered. Animal draught power is utilized to plough the land wherever possible. Other alternative is human labour which is used for the purpose; mechanized farming is not in practice in hill regions.

Infrastructure:

Infrastructure, in terms of, power road connectivity, health and drinking water facility is being developed at a fast pace since the formation of State. 94% of State has drinking water facility. Villages are being connected with the help of massive rural roads programme and other schemes, while power situation is being addressed through combination of power solutions.

Literacy Status:

In terms of literacy levels Uttarakhand has 17th position in the country. With the help of various government interventions there has been significant progress in the field of education in the State. Literacy percentage of the state is 79.63 as against an all India average of 71.62. Census data of 2011 shows that the gender gap is still an issue to be addressed in Uttarakhand, with male and female literacy rates being 88.33 and 70.70 percent respectively.

Table 1.3 Vital Statistics regarding Literacy

Description	2011	2001
Literacy Rate	79.63%	71.62%
Male Literacy Rate	88.33%	81.02%
Female Literacy Rate	70.70%	63.36%
Total Literate	6,997,433	5,105,782
Male Literate	3,930,174	3,008,875
Female Literate	3,067,259	2,096,907

Source: Directorate of Economic & Statistics, Uttarakhand

Description	Uttarakhand		India	
	Urban	Rural	Urban	Rural
Total Literacy Rate	85.20	77.11	84.98	68.91
Male Literacy	89.78	87.62	89.67	78.57
Female Literacy	80.02	66.79	79.92	58.72

Source: Directorate of Economic & Statistics, Uttarakhand

Chapter-2

Secondary Education : At a Glance

Table 2.1 Educational Indicators

Indicators	2011-12
Gross Enrolment Ratio (GER) (Secondary)	75.79%
Net Enrolment Ratio (NER) (Secondary)	43.99%
Repetition Rate (Secondary)	10.30%
Dropout Rate (Secondary)	6.66%
Transition Rate (Class VIII – IX)	98.69%
Promotion Rate (Class IX – X)	83.04%
Pupil Teacher Ratio (PTR) (Govt. Secondary School) (Secondary)	15:01

Source: SEMIS - 2011-12

Table 2.2 Districtwise Educational Indicators

S. No.	District	GER			NER			Transition Rate		
		Boys	Girls	Total	Boys	Girls	Total	Boys	Girls	Total
1	Almora	84.99	78.46	81.69	43.04	41.11	42.07	89.98	91.65	90.82
2	Bageshwar	82.40	81.64	82.02	44.80	46.63	45.71	97.61	95.09	96.35
3	Chamoli	89.43	81.21	85.40	46.54	42.60	44.61	97.48	95.02	96.27
4	Champawat	94.15	89.88	92.11	58.48	52.45	55.61	89.71	90.51	90.09
5	Dehradun	74.21	72.26	73.29	48.27	44.20	46.35	113.55	105.10	109.47
6	Haridwar	64.17	55.20	59.91	40.07	32.09	36.28	97.37	93.15	95.41
7	Nainital	73.15	70.48	71.87	46.80	42.03	44.52	107.11	108.33	107.69
8	Pauri	90.38	83.75	87.08	52.41	48.18	50.31	94.57	94.01	94.30
9	Pithoragarh	95.09	88.75	92.03	52.25	47.10	49.77	100.40	94.88	97.72
10	Rudraprayag	93.88	84.01	88.93	48.03	45.64	46.83	98.73	96.28	97.50
11	Tehri	77.62	80.78	79.18	40.66	42.35	41.50	92.52	94.32	93.43
12	U.S. Nagar	75.02	71.44	73.31	45.87	41.69	43.87	103.52	96.37	100.10
13	Uttarkashi	84.67	89.83	87.10	46.29	48.30	47.24	98.42	95.61	97.05
	Total	77.74	73.70	75.79	45.90	41.95	43.99	100.30	96.98	98.69

Source: SEMIS - 2011-12

Table 2.3 Schools (Category wise)

S. No.	District	Secondary	Higher Secondary	Degree College (with+2 Classes)	Post Graduate College (with +2+3 Classes)	Total
1	Almora	128	177	0	0	305
2	Bageshwar	51	60	01	0	112
3	Chamoli	109	115	01	03	228
4	Champawat	57	54	01	0	112
5	Dehradun	154	252	02	0	408
6	Haridwar	91	120	0	01	212
7	Nainital	101	167	0	0	268
8	Pauri	159	249	03	01	412
9	Pithoragarh	116	123	0	0	239
10	Rudraprayag	50	87	01	01	139
11	Tehri	126	168	01	01	296
12	U.S. Nagar	120	146	0	01	267
13	Uttarkashi	59	74	0	02	135
Total		1321	1792	10	10	3133

*Source: SEMIS - 2011-12***Table 2.4 Secondary Schools according to the Funding Sources**

S. No.	District	State Govt.		Local Body	Central Govt.	Private Aided	Private Un-aided	Total
		Dept. of Education	Tribal/ Social Welfare Dept.					
1	Almora	240	0	01	03	38	23	305
2	Bageshwar	84	0	0	02	16	10	112
3	Chamoli	180	01	0	04	18	25	228
4	Champawat	89	0	0	04	06	13	112
5	Dehradun	153	04	0	15	58	178	408
6	Haridwar	71	0	0	04	35	102	212
7	Nainital	174	01	0	04	22	67	268
8	Pauri	294	0	01	04	77	36	412
9	Pithoragarh	195	03	0	04	09	28	239
10	Rudraprayag	104	0	0	02	16	17	139
11	Tehri	254	0	0	02	15	25	296
12	U.S. Nagar	114	04	0	02	25	122	267
13	Uttarkashi	115	0	0	02	03	15	135
Total		2067	13	2	52	338	661	3133

Source: SEMIS - 2011-12

Table 2.5 Castwise Enrolment (All Secondary Schools)

District	Class-9			Class-10			Class-11			Class-12			Total Enrolment		
	Boys	Girls	Total	Boys	Girls	Total	Boys	Girls	Total	Boys	Girls	Total	Boys	Girls	Total
SC	23118	20028	43146	22661	19525	42186	13350	11596	24946	12623	11221	23844	71752	62370	134122
ST	3456	3519	6975	3723	3637	7360	2507	2406	4913	2597	2600	5197	12283	12162	24445
OBC	15770	13266	29036	15503	14076	29579	10311	9396	19707	10388	9382	19770	51972	46120	98092
General+Others	58436	51021	109457	60020	54289	114309	47941	43042	90983	46392	43848	90240	212789	192200	404989
Total	100780	87834	188614	101907	91527	193434	74109	66440	140549	72000	67051	139051	348796	312852	661648

*Source: SEMIS - 2011-12***Table 2.6 Classwise Enrolment (All Secondary Schools)**

District	Class-9			Class-10			Class-11			Class-12			Total Enrolment		
	Boys	Girls	Total	Boys	Girls	Total	Boys	Girls	Total	Boys	Girls	Total	Boys	Girls	Total
Almora	6994	6916	13910	7779	7064	14843	5099	5675	10774	5639	5466	11105	25511	25121	50632
Bageshwar	3030	2805	5835	2838	2965	5803	2605	2066	4671	2068	2052	4120	10541	9888	20429
Chamoli	4621	4185	8806	5183	4370	9553	3485	3228	6713	3571	3300	6871	16860	15083	31943
Champawat	3035	2581	5616	2748	2453	5201	1971	1539	3510	1746	1569	3315	9500	8142	17642
Dehradun	15338	12938	28276	14447	13117	27564	12413	11447	23860	11455	10909	22364	53653	48411	102064
Haridwar	14322	11429	25751	15326	11669	26995	8895	7540	16435	10000	7654	17654	48543	38292	86835
Nainital	9733	8433	18166	9723	8784	18507	7100	6667	13767	6398	6402	12800	32954	30286	63240
Pauri	8031	7290	15321	8476	7856	16332	6987	6148	13135	6852	6513	13365	30346	27807	58153
Pithoragarh	6021	5096	11117	6119	5423	11542	4798	3908	8706	4589	3688	8277	21527	18115	39642
Rudraprayag	2923	2711	5634	3134	2749	5883	2504	2120	4624	2362	2339	4701	10923	9919	20842
Tehri	6570	6675	13245	7343	7383	14726	4673	4889	9562	5061	5133	10194	23647	24080	47727
U.S. Nagar	16388	13369	29757	14963	13892	28855	10708	8648	19356	9239	9420	18659	51298	45329	96627
Uttarkashi	3774	3406	7180	3828	3802	7630	2871	2565	5436	3020	2606	5626	13493	12379	25872

*Source: SEMIS - 2011-12***Table 2.7 Castwise Enrolment (Department of Education)**

District	Class-9			Class-10			Class-11			Class-12			Total Enrolment		
	Boys	Girls	Total	Boys	Girls	Total	Boys	Girls	Total	Boys	Girls	Total	Boys	Girls	Total
SC	14041	13554	27595	13028	12825	25853	7830	7271	15101	7039	7005	14044	41938	40655	82593
ST	1582	2185	3767	1597	2271	3868	1302	1539	2841	1379	1745	3124	5860	7740	13600
OBC	6145	7220	13365	5930	7465	13395	3700	4261	7961	3665	4462	8127	19440	23408	42848
General+Others	27090	29698	56788	28915	32194	61109	22376	24256	46632	22637	25723	48360	101018	111871	212889
Total	48858	52657	101515	49470	54755	104225	35208	37327	72535	34720	38935	73655	168256	183674	351930

*Source: SEMIS - 2011-12***Table 2.8 Classwise Enrolment (Department of Education)**

District	Class-9			Class-10			Class-11			Class-12			Total Enrolment		
	Boys	Girls	Total	Boys	Girls	Total	Boys	Girls	Total	Boys	Girls	Total	Boys	Girls	Total
Almora	5098	5496	10594	5536	5553	11089	3461	4251	7712	3741	3987	7728	17836	19287	37123
Bageshwar	1910	2132	4042	1858	2210	4068	1766	1415	3181	1355	1471	2826	6889	7228	14117
Chamoli	3581	3568	7149	3976	3764	7740	3048	3003	6051	3127	3103	6230	13732	13438	27170
Champawat	2162	2057	4219	1937	1950	3887	1470	1259	2729	1252	1247	2499	6821	6513	13334
Dehradun	4018	4693	8711	3999	4686	8685	2710	3344	6054	2787	3496	6283	13514	16219	29733
Haridwar	1950	2355	4305	1603	1983	3586	425	730	1155	478	778	1256	4456	5846	10302
Nainital	4976	5236	10212	4940	5539	10479	3159	3838	6997	2743	3699	6442	15818	18312	34130
Pauri	4822	4846	9668	4968	5142	10110	3862	3711	7573	4036	4088	8124	17688	17787	35475
Pithoragarh	3942	4023	7965	4184	4299	8483	3229	3033	6262	3078	2934	6012	14433	14289	28722
Rudraprayag	2359	2314	4673	2532	2364	4896	2179	1956	4135	2048	2189	4237	9118	8823	17941
Tehri	5377	5730	11107	5982	6403	12385	4028	4234	8262	4347	4437	8784	19734	20804	40538
U.S. Nagar	5945	7295	13240	5062	7503	12565	3575	4279	7854	3189	5123	8312	17771	24200	41971
Uttarkashi	2718	2912	5630	2893	3359	6252	2296	2274	4570	2539	2383	4922	10446	10928	21374
Total	48858	52657	101515	49470	54755	104225	35208	37327	72535	34720	38935	73655	168256	183674	351930

Source: SEMIS - 2011-12

Table 2.9 Districtwise Regular Teachers (All Secondary Schools)

District	School	Regular Teachers (Secondary)			Regular Teachers (Higher Secondary)			Regular Teachers (Total)		
		Male	Female	Total	Male	Female	Total	Male	Female	Total
Almora	305	1391	527	1918	1426	146	1572	2817	673	3490
Bageshwar	112	521	104	625	533	42	575	1054	146	1200
Chamoli	228	1205	286	1491	1206	112	1318	2411	398	2809
Champawat	112	523	174	697	534	51	585	1057	225	1282
Dehradun	408	2090	2384	4474	2115	1185	3300	4205	3569	7774
Haridwar	212	862	555	1417	1076	257	1333	1938	812	2750
Nainital	268	1414	970	2384	1416	485	1901	2830	1455	4285
Pauri	412	2244	754	2998	2242	248	2490	4486	1002	5488
Pithoragarh	239	1251	345	1596	1246	127	1373	2497	472	2969
Rudraprayag	139	835	155	990	844	52	896	1679	207	1886
Tehri	296	2166	413	2579	2128	119	2247	4294	532	4826
U.S. Nagar	267	1407	844	2251	1482	428	1910	2889	1272	4161
Uttarkashi	135	787	166	953	781	74	855	1568	240	1808
Total	3133	16696	7677	24373	17029	3326	20355	33725	11003	44728

*Source: SEMIS - 2011-12***Table 2.10 Districtwise Regular Teachers (Department of Education)**

District	School	Regular Teachers (Secondary)			Regular Teachers (Higher Secondary)			Regular Teachers (Total)		
		Male	Female	Total	Male	Female	Total	Male	Female	Total
Almora	240	1137	412	1549	702	87	789	1839	499	2338
Bageshwar	84	350	81	431	187	24	211	537	105	642
Chamoli	180	975	238	1213	549	92	641	1524	330	1854
Champawat	89	403	125	528	194	34	228	597	159	756
Dehradun	153	777	450	1227	534	120	654	1311	570	1881
Haridwar	71	255	118	373	67	70	137	322	188	510
Nainital	174	932	447	1379	503	163	666	1435	610	2045
Pauri	294	1620	564	2184	1118	146	1264	2738	710	3448
Pithoragarh	195	964	207	1171	508	71	579	1472	278	1750
Rudraprayag	104	671	108	779	463	41	504	1134	149	1283
Tehri	254	1873	339	2212	1105	83	1188	2978	422	3400
U.S. Nagar	114	608	174	782	285	104	389	893	278	1171
Uttarkashi	115	637	126	763	357	63	420	994	189	1183
Total	2067	11202	3389	14591	6572	1098	7670	17774	4487	22261

Source: SEMIS - 2011-12

Chapter - 3

Rashtriya Madhyamik Shiksha Abhiyan

Introduction

- National Programme for universalisation and quality improvement in secondary education.
- Declaration by Hon'ble Prime Minister on the Independence Day, 2007.
- Planning Commission of India in the Mid Term Appraisal of the Tenth Five Year plan recommended
- Setting up of a new mission for secondary education, on the lines of SSA.

Vision

- The vision is to make good quality secondary education available, accessible and affordable along with universalisation of secondary education.

Objectives

- Good quality secondary education to all young people in the age group of 14-18 years.
- To provide a secondary school within a reasonable distance of any habitation, i.e. should be 5 Km for secondary schools and 7-10 Km for higher secondary schools.
- Ensure Gross enrolment Ratio (GER) of 70% by 2012 and universal access to secondary education by 2017 (GER of 100%).
- Universal retention by 2020.
- Providing access to secondary education with special reference to economically weaker sections of the society, the educationally backward, the girls and the disabled children residing in rural areas and other marginalised categories like SC,ST, OBC & educationally backward minorities.

Target Group

- All the young people in the age group of 14-18 who have completed primary education up to class 8th.
- In the first phase for class 9th and 10th of Government schools.

Financial Pattern

- Central government aided scheme in which-
 - During the 11th Five Year Plan (2007-12) the Central Govt. will bear 75% and the State Govt. will bear the rest 25%.
 - For the 12th Five Year Plan, the sharing pattern between the Centre and States will change to 50:50.

Approach and Strategy

In the context of universalisation of secondary education, large scale inputs in terms of additional schools, additional class rooms, teachers and facilities need to be provided to meet the challenge of numbers, credibility and quality. The strategy for universalizing access to secondary education and improving its quality are as follows:

- Access
- Quality
- Equity
- Institutional reforms and strengthening of Resource institutions

Access

- Up-gradation of upper primary schools/secondary schools (as per requirement and the State norms),
- Establishment of new secondary and higher secondary schools in unserved areas,
- The existing schools will be made disabled friendly and rain harvesting systems will be installed,
- New schools will also be set up in PPP mode,

Quality

- Providing required infrastructure like black boards, furniture, libraries, science and mathematics laboratories, computer labs, toilet cluster etc.
- Appointment of additional teachers,
- In-service training of Principals,
- Leadership training of Principals,
- Reviewing curriculum to meet the NCF 2005 norms,
- Reforms in examinations systems,
- Residential accommodation for teachers in rural and difficult hilly areas. Preference to be given to female teachers.

Equity

- Free lodging/boarding facilities for students belonging to SC,ST, OBC and minority communities,
- Hostels/residential schools, cash incentive, uniforms, books, separate toilets for girls,
- Providing scholarships to meritorious/needful students at secondary level,
- Inclusive education will be the hall mark of all the activities,
- Expansion of open and distance education.

Institutional Reforms & Strengthening of Resource Institutions

- Reforms in school governance-decentralizing their management and accountability,
- Rational policy of teacher recruitment, deployment, training, remuneration and career advancement,
- Under taking reforms in educational administration including modernization/e-governance and delegation/de-centralization,
- Maximum use of allotted physical and financial resources,
- Strengthening of SCERT, State Open School, SIEMAT and other institutions,
- Involvement of Panchayati Raj Institutions, teachers and parents in school management.

Pre Project Activities

- For effective implementation of the Scheme at the State level, a Society- “Uttarakhand Sabhi Ke Liye Madhyamik Shiksha Parishad” formed,
- For the functioning and monitoring of the activities under RMSA, different committees constituted at the State and district levels,
- For the functioning and monitoring of the activities under RMSA, School Management and Development committee and its two subcommittees namely Academic committee and Construction committee constituted at school level,
- Secondary Education Management Information System (SEMIS) established,
- Collection of data in SEMIS format from school,
- Strengthening of District Education Office and Block Education Office,
- Availability of infrastructure in District Education Office and Block Education Office,
- School mapping for establishment/up gradation of secondary schools,
- Identification of schools for up gradation,
- Base line survey of schools and districts,
- Formation/training of District Core Team,
- Environment Building Programme for awareness of the scheme,
- Separate bank accounts for RMSA in schools, districts and the State level.

Major Interventions

- **Physical Resources,**
 - Construction of class rooms,
 - Construction of library rooms,
 - Construction of science laboratories,
 - Construction of computer rooms,
 - Construction of art- craft room,
 - Construction of Headmaster/Principal's room,
 - Construction of office room,
 - Separate toilet blocks and drinking water facilities for girls and boys,
 - Strengthening of sports fields,
 - Major repair as per need of the schools,
 - To provide residential facility for teachers in remote areas,
 - Arrangement of library, science laboratory and computers in schools,
 - Arrangement of furniture in schools,
 - To make all schools disabled friendly,
 - Arrangement of educational equipment in schools.

Human resources

- To provide human resources in New/Upgraded schools as per the State Norms.
 - Headmaster/Principal,
 - Regular trained teachers,
 - Part time teachers,
 - Office assistant/Duftery,
 - Laboratory assistant,
- New sections in existing schools,
 - Arrangement of trained regular teachers as per student teacher ratio i.e. 1:1.5.

Other

- Annual recurring school grant of Rs. 50,000.00 (Rs. Fifty thousand only) for equipment/ goods of educational activity, sports, music and recurring charges for school development, electricity, telephone internet, water etc.,
- Annual grant for subscription of news papers & magazines, buying of books etc.,
- Annual grant for Laboratory apparatuses,
- Annual grant of Rs 25000 (Rs. Twenty five thousand only) for maintenance & repair,
- Five days residential training for all regular working teachers,
- Arrangement of educational excursion tours and science exhibitions for children,
- Programme for dropout/out of school children to bring back and attach them in main stream of education,
- Arrangement of different incentives for special target groups GHS viz. SC/ST/OBC/minority/girls,
- Strengthening of SCERT, State Open School , SIEMAT and other institutions,
- Establishment of guidance and counselling bureau at the State level.

Chapter - 4

Project : Management, Planning & Implementation

"Uttarakhand Sabhi Ke Liye Madhyamik Shiksha Parishad" has been constituted under Societies Registration Act, 1960 on 7th February 2009 with reference to the chapter 8 sub section 8.2 of the guidelines as prescribed by Govt. of India. The main objective of the formation of the Society is for functioning, monitoring and quality education in school education with regard to different schemes assisted by the State and the Central Govt. like Rashtriya Madhyamik Shiksha Abhiyan (RMSA), Information and Communication Technology (ICT), Inclusive Education for Disabled at Secondary Stage (IEDSS), Girls hostel etc.

To achieve the goal of the Society following committees have been constituted-

General Assembly

1	Chief Minister, Uttarakhand	Chairman (Ex-officio)
2	School Education Minister, Uttarakhand	Vice chairman (Ex-officio)
3	Minister of Finance and Planning, Uttarakhand	Member
4	Minister of Social Welfare, Woman Empowerment and Child Development, Uttarakhand	Member
5	Chief Secretary, Uttarakhand	Member (Ex-officio)
6	Secretary School Education, Uttarakhand	Member (Ex-officio)
7	Secretary Social Welfare, Uttarakhand	Member (Ex-officio)
8	Secretary Development and Panchayati Raj, Govt. of Uttarakhand	Member (Ex-officio)
9	Additional Secretary School Education	Member (Ex-officio)
10	Director SCERT	Member (Ex-officio)
11	Additional Project Director, RMSA	Member (Ex-officio)
12	Three members of Nongovernmental organization working in the field of education in state nominated by state govt. (minimum one woman and one from SC/ST category).	Member
13	Head of the academic and technical institution working in the field of resource development nominated by state govt. (Maximum 05)	Member
14	(a) Well deserve and dedicated three teacher nominated by state govt. (minimum are woman and one from SC/ST category). (b) Three principals with outstanding dedication and fame in secondary education nominated by state government, minimum one woman and one from SC/ST category.	Member
15	Other Ex-officio member of state govt. (a) Head of the committee from selected district (b) Three Head of Department of elementary/secondary education from SCERT. (c) Working Head of District Task Force.	Member Member Member
16	(a) Representative of Govt. of India Nominated representative from MHRD (b) Director NCERT, New Delhi (c) Director NUPA, New Delhi (d) Two educationists of famous for their experience and teaching aptitude nominated by Govt. of India and State Govt. (e) Director National education council, New Delhi (f) Vice-Chancellor Garhwal and Kumaun University	Member Member Member Member Member Member
17	Director General, School Education	Member Secretary (Ex-officio)

Executive Committee

1	Chief Secretary Uttarakhand Govt.	Chairman (Ex-officio)
2	Secretary School Education Uttarakhand Govt.	Vice Chairman (Ex-officio)
3	Secretary of Finance and Planning Uttarakhand Govt. or representative	Member
4	Secretary, Rural Development and Panchayati Raj, Govt. of Uttarakhand	Member
5	Additional Secretary School Education, Uttarakhand Govt.	Member (Ex-officio)
6	Additional Director School Education	Member (Ex-officio)
7	Director Women empowerment and child development or representative.	Member (Ex-officio)
8	Two selected head of district task force nominated by chairman (cyclic order)	Member
9	Two Directors/representatives of state level academic and technical resource agencies nominated by the state govt.	Member
10	One educationist without teaching aptitude and experience nominated by state and central govt.	Member
11	One Female Member nominated by the chairman, with specific capacity in formal and innovative education.	Member
12	Person from non-governmental organization with specific quality to work with SC/ST communities nominated by chairman.	Member
13	Director SCERT Uttarakhand	Member
14	Secretary, Uttarakhand Board of Secondary Education	Member
15	Director General/State Project Director, RMSA	Secretary (Ex-officio)

State Programme Committee

1	Additional State Project Director, RMSA	Chairman
2	Representative of NUPA, NCERT, SCERT, SIEMAT, Garhwal and Kumaun University	Members
3	Finance Controller, SPO, RMSA	Member
4	Joint State Project Director SPO, RMSA	Member Secretary

Sub-committees of the Executive Committee

The manual of the Society vide section 44 confers the Executive Committee, the right to constitute different sub-committees to conduct the different programmes and delegate the powers to these committees. Hence, the Finance Committee and the Programme Monitoring Committees have been constituted as subcommittees by the Executive Committee-

Finance Committee

1	Principal Secretary Finance, Govt. of Uttarakhand	Chairman
2	Secretary School Education, Govt. of Uttarakhand	Member
3	One representative of finance department nominated by Principal Secretary or Secretary Finance.	Member
4	Additional Secretary (Secondary Education)	Member
5	Additional Secretary (Basic Education)	Member
6	Additional Secretary (Planning)	Member
7	State Project Director, SSA	Member
8	Additional Director SCERT	Member
9	Additional Director SIEMAT	Member

10	Additional Director School Education	Member
11	Finance Controller SSA	Member
12	Finance Controller RMSA	Member
13	Finance Controller School Education	Member
14	Additional State Project Director RMSA	Member
15	Nominated representative of govt. of India	Member
16	Director General/State Project Director RMSA	Secretary Member

The main objective of the Finance Committee is to scrutinize the proposals financially, Financial approval for new programmes to be under taken, advising the Executive Committee on financial matters and all other duties as assigned by the Chairman of the Executive Committee.

Meeting of Executive Committee and Finance Committee of "Uttarakhand Sabhi Ke Liye Madhyamik Shiksha Parishad" organized in year 2010-11.

Committee	Date of Meeting	Approved Agendas
Finance Committee	17 Jun, 2011 14 Feb, 2012	<ul style="list-style-type: none"> ● Approval of Annual Work Plan and Budget 2011-12 of RMSA. ● Approval of Annual Work Plan and Budget 2011-12 of IEDSS.
Executive Committee	11 Jul, 2011 05 Aug, 2011	<ul style="list-style-type: none"> ● Approval of Annual Audit Report of 2010-11. ● Approval of Annual Work Plan of Girls Hostel. ● Decision on construction agency for RMSA and approval unit cost for civil work at schedule rates with additional cost barred by State Govt. a construction works. ● Approval an implementation of Secondary Level projects through Uttarakhand Sabhi Ke Liye Madhyamik Shiksha Parishad. ● Approval of filling the outsourcing posts through the agency selected under Sarva Shiksha Abhiyan. ● Approval of sanctioned post in upgraded school under RMSA.

Programme Monitoring Committee

1	Secretary School Education Govt. of Uttarakhand	Chairman
2	Additional Secretary Finance Govt. of Uttarakhand	Member
3	Additional Secretary (Secondary Education)	Member
4	Additional Secretary (Basic Education)	Member
5	Additional Secretary (Planning)	Member
6	State Project Director, SSA	Member
7	Additional Director SCERT	Member
8	Additional Director SIEMAT	Member
9	Additional Director School Education	Member
10	Additional State Project Director RMSA	Member
11	Additional State Project Director SSA	Member
12	Secretary Uttarakhand School Education Shiksha Parishad Ramnagar	Member
13	One District Project Officer (RMSA) nominated by Secretary School Education	Member
14	One Block Education Officer nominated by Secretary School Education	Member

15	Representative of Non-governmental organizations working in the field of education nominated by chairman.	Member
16	Representative of recognized Govt. teacher association.	Member
17	Representative of recognized secondary teachers association.	Member
18	Director General/State Project Director, RMSA	Member Secretary

The Main objective of the Programme Monitoring Committee is to prepare the plan and ensure functioning and monitoring as per the rights and duties delegated by the Chairman of the Executive Committee. The Chairman of Programme Monitoring Committee as been delegated the right to take the prompt decision in favour of the project under instantaneous needs and get the decisions endorsed in the forthcoming meeting of Executive Committee.

District Project Committee

District Project Committee of RMSA has been constituted at the District Level under the chairmanship of the concerned District Magistrate.

1	District Magistrate	Chairman
2	Chief Education Officer	Vice Chairman
3	Finance and Account Officer (Secondary Education)	Member
4	Additional District Education Officer (Basic)	Member
5	District Social Welfare Officer	Member
6	Chief Medical Officer	Member
7	District in charge of National Information Centre	Member
8	Assistant Finance and Account Officer (Secondary Education) related district	Member
9	Representative of non-governmental organization nominated by Chairman	Member
10	One Educationist nominated by Chairman	Member
11	Representative of social archivist working in the field of education nominated by Chairman	Member
12	One District Panchayat Member nominated by Chairman District Panchayat (Cyclic order)	Member
13	One Block Panchayat Pramukh nominated by chairman	Member
14	One representative of SC/ST/OBC nominated by chairman	Member
15	One chairman of SMDC/PTA nominated by district education officer	Member
16	One representative nominated by State Project Director	Member
17	Two Principals/Headmaster Intermediate/High School nominated by DEO minimum one female representative	Member
18	One Representative of recognized Govt. teacher/secondary teacher association	Member
19	District Education Officer (Secondary)/District Project Officer	Member Secretary

School Level Committee

School Management and Development Committee

At the school level, a School Management and Developments Committee (SMDC) constituted, which is be responsible for making the perspective and annual work plans at the school level. A savings bank account is opened in the name of the concerned SMDC of every school in the nearby branch of any nationalized bank. The following is the structure is proposed for SMDC at the school level

1	Principal	Chairman
2	Senior teacher	Member Secretary
3	Teacher (Social Science)	Member
4	Teacher (Science)	Member
5	Teacher (Mathematics)	Member
6	Male Guardian	Member
7	One Female Guardian	Member
8	Two Panchayat Member/Ward Member	Member
9	One representative of SC/ST Category	Member
10	One representative of Educationally backward cadre	Member
11	One Member of Mahila Dal	Member
12	One Member of Education Development Committee of every village resaved by school	Member
13	Three members with science, art and cultural background Nominated by DPO/DEO	Member
14	One Education Office Nominated by DEO	Member
15	One representative of Finance and Accounts	Member

The meeting of SMDC is held minimum once in every three month. SMDC is comprised of two subcommittees-

- (1) School Construction Monitoring Committee
- (2) Educational Committee.

These committee is constituted as follows-

1. School Construction & Monitoring Committee

The Committee takes stock of the School Planning, estimates, management inspections, monitoring, reporting, maintenance of accounts, and presentation of accounts in the meetings of SMDC and village education committee. The committee is be as follows-

1	Principal	Chairman
2	Member Panchayat (nominated by Gram Pradhan/ward member (urban area))	Member
3	One Guardian nominated by PTA	Member
4	Junior Engineer(expertise in construction work)	Member Secretary
5	One member of Finance and Account cadre	Member

The meeting of school construction committee is be held once in every three months. The committee monitors the different construction works being under taken in the school regularly. After the start of construction work, the evaluation will be done by third party technical institute/ institution which will give its report after completion of 25%, 50%,&75%of the work respectively. Construction work is done by the construction agency in school.

2. Educational Committee

The committee is responsible for all educational activities, planning, management, monitoring, supervision, SEMIS, quality education, equity, children with special needs, student-teacher attendance, teacher training, guidance & Counselling, student achievement and curricular activities. The members of the committee are as follows

1	Principal	Chairman
2	Guardians of one student studying in all secondary classes	Member
3	One Astd. Teacher each of the following subjects: Science/Maths, Social Science, Language (Hindi/English), Art/Physical Education	Member
4	One member to be nominated by the Principal	Member Secretary

Parent-Teacher Association

Parents Teacher Association is constituted in every school. The meeting of this association is held minimum once in every month. Every teacher maintains a register in which suggestions and complaints of the guardians will be registered and the principal sees and insures that actions are taken as per suggestions and complaints, regularly. This register is produced in the monthly meetings of SMDC.

Planning Process

For Effective planning of RMSA, the State has adopted four tier planning process.

1. Creation of Planning Core Group at different Level

Planning Committee are created at different levels, comprising of project functionaries, education department functionaries, other department functionaries, NGO's representatives, public representatives and parents there are:-

- State Level Planning Committee
- District Level Planning Committee
- Block Level Planning Committee
- School Level Planning Committee

2. Orientation and Capacity Building of Planning Committee

All of the members of these committees are trained for their capacity building pertaining to planning and implementation issues.

3. School Mapping

- 7 ● School mapping is a geographical and mathematical exercise, on the basis of this exercise we can identify served and unserved habitations according to norms.
- 7 ● This is a transparent method to open or up gradation of schools according to norms.
- 7 ● On the basis of this, proposals prepared to open new primary, upper primary, secondary and higher secondary schools.
- 7 ● For school mapping at first habitations identified. Geographical maps of habitations lying in a clusters boundary have to be prepared, which is an administrative unit for school mapping.
 - On the basis of geographical map distance between habitations marked in map.
 - Distance matrix prepared on the basis of distance between habitations.

For example

For Primary Schools

Distance (Km.)	Habitation-1	Habitation-2	Habitation-3
Habitation-1	0	2	1
Habitation-2	2	0	0.8
Habitation-3	1	0.8	0

- After distance matrix 0-1 grade matrix has to be prepared. For example to open a new primary school the norm is of 1 km .so all the distance which is equal or less than 1 km denoted as 0 and more than 1 km are denoted as 1.

For example

0-1 Grade Matrix (1 >= 0, 1 <= 1)

Distance (Km.)	Habitation-1	Habitation-2	Habitation-3
Habitation-1	0	1	0
Habitation-2	1	0	0
Habitation-3	0	0	0

On the basis of grade matrix, new primary school will be opened in hab-3 which will serve to other two habitations.

- So that on the basis of school mapping opening of new school in hab-3 is purely a transparent decision. All three habitations will get school facility within 1 km radius.
- Without school mapping all three habitations will demanding for school, which is not good for planning and budgeting.

Same this process can adopt to open upper primary schools (norm 3 km), secondary schools (norm 5 km) and senior secondary schools (norm 7 km).

Table 4.1
Served and Unserved Habitations on the Basis of School Mapping (Secondary School)

S. No.	District	GAR	Total Habitations	Served Habitations	Unserved Habitations	Requisite No. of Schools	Habitations to be served
1	Almora	87.81	3225	2832	393	2	12
2	Bageshwar	89.92	962	865	97	5	33
3	Champawat	70.13	1289	904	385	6	41
4	Nainital	94.84	1860	1764	96	4	15
5	Pithoragarh	94.20	3170	2986	184	0	0
6	US Nagar	95.96	1214	1165	49	8	22
7	Dehradun	86.14	1725	1486	239	15	64
8	Haridwar	78.01	823	642	181	21	66
9	Tehri	80.53	2455	1977	478	5	17
10	Uttarkashi	82.89	1175	974	201	10	40
11	Chamoli	86.92	1453	1263	190	12	56
12	Pauri	96.62	3665	3541	124	7	29
13	Rudraprayag	93.50	938	877	61	4	14
Uttarakhand		88.82	23954	21276	2678	99	409

- School mapping exercise has been completed in all the districts in the year 2011-12. This was first attempt so that the accuracy level may not be 100%. In future this exercise will be made more accurate.
- Out of 2678 unserved habitations 409 habitations will be served in future due to up gradation of 99 UPS. Remaining 2269 habitations will be unserved due to not fulfilment of student norms (minimum 30 in class 9th).

- It is proposed to do a survey through DIETs to observe that how many children have passed class 8th are not going in schools.
- On the basis of survey the habitations where out of school children will be find, facility of secondary education will be proposed through open schooling.

4. Plan Preparation

School Development Plan is prepared at School level. District level work plan is prepared after compilation and analysis of School Development Plan at Block level.

5. Implementation and Effective Monitoring

After the approval of Annual Work Plan & Budget (AWP&B) from GOI, it is implemented through School Management and Development Committee at school level. Work Plan is monitored by Block, District and State level committee/functionaries.

Project Implementation

State Project Office at state level and District Project Office at district level are established for project implementation. Block Education Officer is nominated as Ex-Officio, Block Project Officer at block level. Employees are deputed on deputation or outsourcing basis in State Project Office and District Project Office, State Government rules and regulations on deputation or rules and regulations of outsourcing agency are applicable on the same. The lien of employee is maintained in his/her department on deputation. The detail of sanctioned post at different level is following-

Table 4.2 Sanctioned, Working & Vacant Posts under RMSA

(As on 31st March, 2012)

Name of Office	Details of Post	Sanctioned	Working	Vacant	Type of Posting
Uttarakhand Sabhi Ke Liye Madhyamik Shiksha Parishad, State Project Office, Dehradun	State Project Director	1	1	0	Ex-Officio, Director General, School Education
	Additional State Project Director	1	0	1	Deputation
	Finance Controller	1	1	0	Ex-Officio, Finance Controller, SSA
	Joint State Project Director	2	2	0	Deputation
	Finance Officer	1	1	0	Deputation
	Assistant State Project Director	4	3	1	Deputation
	Administrative Officer	1	0	1	Deputation
	Accountant	1	1	0	Deputation
	Computer Operator	3	3	0	Outsourcing
Peon	3	3	0	Outsourcing	
District Project Office, Uttarakhand Sabhi Ke Liye Madhyamik Shiksha Parishad	District Project Officer	13	13	0	Ex-Officio, ADEO (Madhyamik)
	District Resource Person (Academic, Evaluation & Innovation)	13	12	1	Deputation
	District Resource Person (Construction, Planning & SEMIS)	13	12	1	Deputation
	Assistant Account Officer	13	13	0	Deputation
	Accountant	13	13	0	Deputation
	Computer Operator	13	13	0	Outsourcing
Block Project Office	Block Project Officer	95	95	0	Ex-Officio, Block Education Officer

Table 4.3 Statement of Employees working in State Project Office, RMSA Uttarakhand

S. No.	Name	Designation	Phone/Mobile No.		Fax	E-mail
			Office	Residence		
1	R.K. Sudhanshu (IAS)	State Project Director	0135-2781941	—	2780483	ramesh.sudhanshu@gmail.com
2	Mrs. Amita Joshi	Finance Controller	0135-2781941	—	2781942	uadpep@vsnl.net
3	Shri Mahavir Singh Bisht (PES)	Joint State Project Director	0135-2780422	9412364727	2780422	mahavir.edu@gmail.com
4	Shri R.P. Dandriyal (PES)	Joint State Project Director	0135-2780422	9412413005	2780422	rpdandriyal47@gmail.com
5	Shri Vijay Prasad Pant	Finance Officer	0135-2780422	9412119216	2780422	rmsauk@gmail.com
6	Dr. Mohan Singh Bisht	Assistant State Project Director	0135-2780422	9997165646	2780422	drmsbisht@yahoo.com
7	Shri Shailendra Amoli	Assistant State Project Director	0135-2780422	9897061096	2780422	schooleducation_ua@yahoo.co.in
8	Shri Brij Mohan Singh Rawat	Accountant	0135-2780422	9410771859	2780422	-
9	Shri Sumit Tiwari	Computer Operator	0135-2780422	9410573474	2780422	sumittiwariun@gmail.com
10	Shri Akash Bhardwaj	Computer Operator	0135-2780422	8410675881	2780422	akashbhardwaj61@yahoo.com
11	Smt. Geeta Rawat	Computer Operator	0135-2780422	—	2780422	—

Implementation of Right to Information Act-2005 (RTI Act)

Public Authority Unit under Right to Information Act-2005 has been constituted vide Education Secretary's GO no. 385/XXIV-5/2010, dated 12th November, 2010. The Joint State Project Director (Academic) is designated Public Information Officer while Additional Director, School Education, Head Office is designated Appellate Authority. Similarly the concerned District Project Officer, RMSA of all the DPOs are designated Public Information Officer while the District Education Officer are designated Appellate Authority. The State and District level units are committed to provide information to the public at large on the works undertaken under the Project. The proceedings of the RMSA Project are published on the website hosted by School Education Department, Uttarakhand.

For the year 2011-12 the State Office received a total of 23 applications seeking information under the RTI Act-2005 out of which one appeal was filed to the Departmental Appellate Authority. No appeal was filed in the State Information Commission. The list of designated officers under the RTI Act-2005 is appended as below-

Table 4.4 Detail of Districtwise Public Information Officer

S. No.	Name	Designation	STD Code	Phone	Fax	E-mail
1	Shri R.P. Dandriyal	Joint State Project Officer, Uttarakhand Sabhi Ke Liye Madhyamik Shiksha Parishad, Nanoorkhera, Tapovan Marg, D.Dun	0135	2780422	2780422	rpdandriyal47@gmail.com
2	Shri Atul Semwal	District Project Officer, RMSA, Almora	05962	234662	234662	rmsaalmo@gmail.com
3	Shri V.N. Singh	District Project Officer, RMSA, Bageshwar	05963	248153	220417	rmsabage@gmail.com
4	Shri Dinesh Lal Shah	District Project Officer, RMSA, Chamoli	01372	251569	251569	rmsachamoligpr@gmail.com
5	Shri Ashok Kumar Singh	District Project Officer, RMSA, Champawat	05965	230817	230531	rmsachamp@gmail.com
6	Smt Kunwar Singh Rawat	District Project Officer, RMSA, Dehradun	0135	2780215	2780215	rmsadehra@gmail.com
7	Smt. Kanchan Devrari	District Project Officer, RMSA, Haridwar	01334	221240	221240	rmsahari@gmail.com
8	Shri Hanuman Prasad Vishvakarma	District Project Officer, RMSA, Nainital	05942	248153	248153	rmsanaini@gmail.com
9	Shri Hareram Yadav	District Project Officer, RMSA, Pauri	01368	223441	223441	rmsapauri@gmail.com
10	Shri Ramesh Chandra Arya	District Project Officer, RMSA, Pithoragarh	05964	228036	228036	rmsapitho@gmail.com
11	Shri Paras Nath Singh	District Project Officer, RMSA, US Nagar	05944	-	250054	rmsausnag@gmail.com
12	Shri Shiv Prasad Semwal	District Project Officer, RMSA, Uttarkashi	01374	224669	222122	rmsautta@gmail.com
13	Shri Kamlesh Prasad Gupta	District Project Officer, RMSA, Rudraprayag	01364	233985	233985	rmsarudr@gmail.com
14	Shri Dinesh Chandra Sati	District Project Officer, RMSA, Tehri	01378	227244	227646	rmsatehri@gmail.com

Chapter - 5

PAB Approved Annual Work Plan & Budget 2011-12

Govt. of India has approved the budget for different components for RMSA in the year 2011-12. The details are:-

(Rs. in lakh)

S. No.	Component	Physical	Unit Cost	Total Amount Approved
Civil Component				
1	New/Upgraded Schools	147	----	7282.52
1.1	Upgradation of upper primary schools (2 section schools)	35	58.12	2034.20
1.2	Upgradation of upper primary schools (1 section schools)	112	46.86	5248.32
2	Strengthening of existing schools	0	----	0.00
3	Major repair (schools)	115	0.00	240.53
4	MMER	----	----	150.46
Total (Construction Work)				7673.51
Excluding Civil Component				
5	Annual School Grant	1879	0.50	939.50
6	Minor Repair Grant	1615	0.25	403.75
7.1	In Service Training for Teachers	14260	0.015	213.90
7.2	In Service Training of Headmaster for 5 Days	2149	0.015	32.23
7.3	Training for New Teachers	567	0.015	8.50
8	Salary of 8 Teachers including Headmaster per School for 81 Schools sanctioned during 2009-10 and 2010-11 (12 Months)	648	0.38	2954.88
9	Salary of Staff (Lab Attendant & Library cum Office Attendant) per School for 81 Schools sanctioned during 2009-10 and 2010-11 (12 Months)	162	0.10	194.10
10	Salary of 6 Teachers including Headmaster per School for 147 Schools sanctioned during 2011-12 (6 Months)	882	0.38	2010.96
11	Salary of Staff (Lab Attendant & Library cum Office Attendant) per School for 147 Schools sanctioned during 2011-12 (6 Months)	294	0.10	176.40
12	Salary for Lab Attendant in existing Schools (6 Months)	1766	0.10	1059.60
13	Excursion Trip for Students	95182	0.002	190.36
14	Study Tour for Teachers	1918	0.10	191.80
15	Promotion of Science at District Level	13	1.00	13.00
16	Book Fair at District Level	13	1.00	13.00
17	Satellite Interactive Terminals (SIT) at District Level	13	5.00	65.00

S. No.	Component	Physical	Unit Cost	Total Amount Approved
18	Receive Only Terminal (ROT) at Remote Schools	228	0.50	114.00
19	Promotion of Art/Craft at Block Level	227	0.20	45.40
20	Maths Kit	1774	0.09	159.66
21	Special Teaching for Minority Students (Additional Academic Support)	2907	0.005	14.53
22	Training of SMDC Members	28185	0.006	169.11
23	Salary for Resource Persons	05	0.20	6.00
24	Setting up of Guidance Resource Centre (Funds for Psychological Test/Tools, Guidance/Career Literature, Display Materials etc.)	01	0.50	0.50
25	Salaries for Research Assistant	13	1.00	13.00
26	Workshop on CCE/School Grading at District Level	13	0.20	2.60
27	MMER	----	----	179.94
Total (Excluding Civil Component)				9171.92
Total (Construction Work + Excluding Civil Component)				16845.43

Chapter - 6

School Upgradation

Access the Secondary Education

For the access to Secondary Education the Upper Primary Schools are upgraded as per norms, which are:-

1. Govt. upper primary school which have no secondary school within the periphery of 5km.
2. The no. of expected students in class IX should be 30 in upgraded schools.

In every upgraded school, the physical and human resources which have been sanctioned are as follows-

Upgradation of Govt. Upper Primary Schools to High School Level)

S. No.	Year	No. of Schools
1	2009-10	23
2	2010-11	58
3	2011-12	147
Total		228

The following Physical and Human Resources are sanctioned in each upgraded school-

S. No.	Physical Infrastructure	No.
1	Class Room	
	(i) One Section School	02
	(ii) Two Section School	04
2	Science Laboratory Room	01
3	Principal Room	01
4	Office Room	01
5	Library Room	01
6	Computer Room	01
7	Art & Craft Room	01
8	Toilet Block	01

S. No.	Human Resource	No.
1	Head Master	01
2	Assistant Teacher (LT)	
	(i) Hindi	01
	(ii) Science	01
	(iii) Mathematics	01
	(iv) Social Science	01
	(v) English	01
	(vi) Art	01
3	(vii) Physical Education	01
	Others	
	(i) Office Assistant	01
	(ii) Lab Assistant	01

- School Education Directorate deutes the Head Masters and Assistant Teachers. Non academic staff is deputed through outsourcing.

147 Upper Primary School are upgraded to High School Level in the year 2011-12. Details are:-

Table 6.1 Districtwise Upgraded Schools

S.No.	District	Block	Name of School
1	ALMORA	BHAISIYACHHANA	GOVT.J.H.S DHAULNALI
2	ALMORA	TAKULA	GOVT.J.H.S DHONI
3	ALMORA	TAKULA	GOVT.J.H.S GANGGOLA KOTALI
4	ALMORA	LAMGARA	GOVT.J.H.S CHAUMU
5	ALMORA	DHULADEVI	GOVT.J.H.S DHURA
6	ALMORA	LAMGARA	GOVT.J.H.S KHANKAR
7	ALMORA	LAMGARA	GOVT.J.H.S THUWASIMAL
8	ALMORA	DHULADEVI	GOVT.J.H.S JAGASWER
9	ALMORA	DHULADEVI	GOVT.J.H.S CHAMUA
10	ALMORA	DHULADEVI	GOVT.J.H.S KANDANAULA
11	ALMORA	DHULADEVI	GOVT.J.H.S GALLI
12	ALMORA	SYALDAI	GOVT.J.H.S SUNDERKHAL
13	ALMORA	DWARAHAT	GOVT.J.H.S CHHATINAKHAL
14	ALMORA	HAWALBAG	GOVT.J.H.S GOVINDPUR
15	BAGESHWAR	BAGESHWAR	GOVT UPS RATVE
16	BAGESHWAR	KAPKOTE	GOVT UPS KHATI
17	BAGESHWAR	KAPKOTE	GOVT UPS GOGINA
18	BAGESHWAR	KAPKOTE	GOVT UPS BHANAR
19	BAGESHWAR	KAPKOTE	GOVT UPS UTRORA
20	BAGESHWAR	BAGESHWAR	GGOVT UPS KARALAPALARI
21	BAGESHWAR	BAGESHWAR	GOVT UPS PAGANA
22	BAGESHWAR	GARUR	GOVT UPS SIMAAR (MAJKOT)
23	CHAMOLI	GHAT	GOVT. JUNIOR HIGHSCHOOL LANKHI
24	CHAMOLI	GHAT	GOVT. JUNIOR HIGHSCHOOL PERI
25	CHAMOLI	GHAT	GOVT. JUNIOR HIGHSCHOOL SYARI BHENTI
26	CHAMOLI	DEWAL	GOVT. JUNIOR HIGHSCHOOL RAIN
27	CHAMOLI	DEWAL	GOVT. JUNIOR HIGHSCHOOL BERADHAR
28	CHAMOLI	THARALI	GOVT. JUNIOR HIGHSCHOOL PAITHANI
29	CHAMOLI	THARALI	GOVT. JUNIOR HIGHSCHOOL KAKHADA
30	CHAMOLI	NARAYANBAGA	GOVT. JUNIOR HIGHSCHOOL NALGAON
31	CHAMOLI	DEWAL	GOVT. JUNIOR HIGHSCHOOL BALAN
32	CHAMOLI	DASHOLI	GOVT. JUNIOR HIGH SCHOOL DOGARI KANDAI
33	CHAMOLI	GAIRSAIN	GOVT. JUNIOR HIGHSCHOOL PINDWALI
34	CHAMPAWAT	BARAKOT	GOVT UPS CHULAGOWN
35	CHAMPAWAT	BARAKOT	GOVT UPS SHEELBARUDI
36	CHAMPAWAT	CHAMPAWAT	GOVT UPS TALİYABAANJ
37	CHAMPAWAT	CHAMPAWAT	GOVT UPS BAJAUN
38	CHAMPAWAT	CHAMPAWAT	GOVT UPS PACHNAEE
39	CHAMPAWAT	LOHAGHAT	GOVT UPS KHEERI POKHRI
40	CHAMPAWAT	LOHAGHAT	GOVT UPS DASHLEKH

S.No.	District	Block	Name of School
41	CHAMPAWAT	PATI	GOVT UPS KAGEENAPUNOLI
42	CHAMPAWAT	PATI	GOVT UPS MACHIYAR
43	CHAMPAWAT	PATI	GOVT UPS TIMLAGOOTH
44	CHAMPAWAT	PATI	GOVT UPS SIMALKHET
45	DEHARADUN	CHAKRATA	G.U.P.S MALETHA
46	DEHARADUN	CHAKRATA	G.U.P.S MENDAL
47	DEHARADUN	KALSI	G.U.P.S DHOIRA
48	DEHARADUN	KALSI	G.U.P.S JAINDOU
49	DEHARADUN	VIKASHNAGAR	G.U.P.S MADARSU
50	DEHARADUN	VIKASHNAGAR	G.U.P.S DANDAPUR
51	DEHARADUN	RAIPUR	G.U.P.S SILLA
52	DEHARADUN	SAHASPUR	G.U.P.S KAICHHEWALA
53	HARIDWAR	BAHADRABAD	GOVT UPS RANIMAJARA
54	HARIDWAR	BHAGWANPUR	GOVT UPS GAANJA
55	HARIDWAR	BHAGWANPUR	GOVT UPS LAAMGRANT
56	HARIDWAR	BHAGWANPUR	GOVT JHS KHUBBANPUR
57	HARIDWAR	NARSAN	GOVT UPS NAGALASALARU
58	HARIDWAR	NARSAN	GOVT UPS BIJOULI
59	HARIDWAR	KHANPUR	GOVT JHS BALAWALI
60	HARIDWAR	BAHADRABAD	GOVT UPS PATHARI GUJAR BASTI
61	HARIDWAR	LAKSAR	GOVT UPS AQBAR PUR UD
62	NAINITAL	KOTABAG	G.J.H.S. CHHADATOK ANDIA
63	NAINITAL	OKHALKANDA	G.J.H.S. SURANG
64	NAINITAL	OKHALKANDA	G.J.H.S BHANPOKHARA
65	NAINITAL	RAMGARH	G.J.H.S. QUARAB, RAMGARH
66	NAINITAL	BHIMTAL	G.J.H.S.SALURA
67	NAINITAL	OKHALKANDA	G.J.H.S. BADOON, OKHALKANDA
68	NAINITAL	KOTABAG	G.J.H.S. DHAPLA, KOTABAGH
69	PAURI	YAMKESHWAR	GOVT UPS KOTA
70	PAURI	YAMKESHWAR	GOVT UPS TALLABANAS
71	PAURI	DUGADDA	GGOVT UPS NALI
72	PAURI	YAMKESHWAR	GGOVT UPS KANDI
73	PAURI	YAMKESHWAR	GOVT UPS SIGADDI
74	PAURI	THALISAIN	GOVT UPS ANTAKHOLI
75	PAURI	DUGADDA	GGOVT UPS GRASTANGANJ
76	PAURI	DWARIKAHL	GOVT UPS RAINS
77	PAURI	THALISAIN	GGOVT UPS DEVDHAR
78	PAURI	DUGADDA	GOVT UPS SATTICHAUD
79	PITHORAGARH	BIN	GOVT UPS BHALYA
80	PITHORAGARH	BIN	GOVT UPS GOGNA
81	PITHORAGARH	MUNAKOT	GOVT UPS TAREMIYA
82	PITHORAGARH	MUNAKOT	GOVT UPS MAR
83	PITHORAGARH	MUNAKOT	GOVT UPS DHURCHU

S.No.	District	Block	Name of School
84	PITHORAGARH	KANALICHINA	GOVT UPS BARMO
85	PITHORAGARH	KANALICHINA	GOVT UPS JAMTARI KUTA
86	PITHORAGARH	DIDIHAT	GOVT UPS KIROLI
87	PITHORAGARH	DIDIHAT	GOVT UPS RANIKHET
88	PITHORAGARH	DIDIHAT	GOVT UPS SANDEV
89	PITHORAGARH	DHARCHULA	GOVT UPS TOLI
90	PITHORAGARH	DHARCHULA	GOVT UPS METLI
91	PITHORAGARH	DHARCHULA	GOVT UPS KANAR
92	PITHORAGARH	MUNSYARI	GOVT UPS SAINRATHI
93	PITHORAGARH	MUNSYARI	GOVT UPS SELMALI
94	PITHORAGARH	MUNSYARI	GOVT UPS SAMKOT
95	PITHORAGARH	MUNSYARI	GOVT UPS NAMIK
96	PITHORAGARH	BERINAG	GOVT UPS GADTIR
97	PITHORAGARH	BERINAG	GOVT UPS SUKLYARI
98	PITHORAGARH	GANGOLIHAT	GOVT UPS BUSHAIL
99	PITHORAGARH	GANGOLIHAT	GOVT UPS BATAGERI
100	PITHORAGARH	GANGOLIHAT	GOVT UPS NALIBEL
101	RUDRAPRAYAG	AUGUSTMUNI	GOVT. GOVT UPS KAMOLDI
102	RUDRAPRAYAG	JAKHOLI	GOVT. GOVT UPS POOLAN
103	RUDRAPRAYAG	UKHIMATH	GOVT. GOVT UPS JAL TALLA
104	TEHRI	BHILANGANA	GOVT UPS KANGRA
105	TEHRI	BHILANGANA	GOVT UPS KOTHIYARA
106	TEHRI	DEVPRAYAG	GOVT UPS DUROGI
107	TEHRI	JAKHNIDHAR	GOVT UPS LAMARIDHAR
108	TEHRI	JOUNPUR	GOVT UPS JOGIYARA
109	TEHRI	JOUNPUR	GOVT UPS DUBRA
110	TEHRI	KEERTINAGAR	GOVT UPS KAPROLI
111	TEHRI	NARENDRANAGAR	GOVT UPS LOYAL
112	TEHRI	THOULDHAR	GOVT UPS BHAMORIKHAL
113	TEHRI	THOULDHAR	GOVT UPS KANDARGAON
114	TEHRI	THOULDHAR	GOVT UPS KOTI MAHARUKI
115	TEHRI	BHILANGANA	GOVT UPS HOLTA
116	U.S. NAGAR	GADARPUR	GOVT J.H.S.FATEHGANJ
117	U.S. NAGAR	JASPUR	GOVT UPS TIRATH NAGAR
118	U.S. NAGAR	KHATIMA	GOVT UPS SARPURA
119	U.S. NAGAR	KASHIPUR	GOVT JHS MANPUR
120	U.S. NAGAR	BAZPUR	GOVT JHS RATANPURA
121	U.S. NAGAR	GADARPUR	G.J.H.S.PIPALIYANO.-1
122	U.S. NAGAR	RUDRAPUR	GOVT JHS K PANTPURA
123	U.S. NAGAR	RUDRAPUR	GOVT JHS SHAHDOURA
124	U.S. NAGAR	RUDRAPUR	GOVT JHS CHUKTI DEVRIYA
125	U.S. NAGAR	JASPUR	GOVT U.P.S.PATRAMPUR
126	U.S. NAGAR	JASPUR	GOVT U.P.S. MISSARWALA

S.No.	District	Block	Name of School
127	U.S. NAGAR	KHATIMA	GOVT UPS SISAIYA
128	U.S. NAGAR	KHATIMA	GOVT UPS VIRIYA MAJHOLA
129	U.S. NAGAR	KHATIMA	GOVT UPS MAJHOLA
130	U.S. NAGAR	KHATIMA	GOVT JHS MOHHAMDPUR BHUDIYA
131	U.S. NAGAR	SITARGANJ	GOVT JHS BARKI DANDI NAGLA
132	U.S. NAGAR	SITARGANJ	GOVT KJHS BIDAURI
133	U.S. NAGAR	SITARGANJ	GOVT UPS SARKARA
134	U.S. NAGAR	SITARGANJ	GOVT UPS RAJNAGAR RATAN FARM 3
135	UTTARKASHI	BHATWARI	G.J.H.S RAITHAL
136	UTTARKASHI	DUNDA	G.J.H.S. ID DHANARI
137	UTTARKASHI	NAUGAON	G.J.H.S NAGANGAON
138	UTTARKASHI	MORI	G.J.H.S FITARI
139	UTTARKASHI	MORI	G.J.H.S. GANGAR
140	UTTARKASHI	CHINYALISUR	G.J.H.S KANSI
141	UTTARKASHI	CHINYALISUR	G.J.H.S DICHALI
142	UTTARKASHI	CHINYALISUR	G.J.H.S GARATH
143	UTTARKASHI	DUNDA	G.J.H.S. UDARI
144	UTTARKASHI	DUNDA	G.J.H.S. PATARA
145	UTTARKASHI	NAUGAON	G.J.H.S. ODGAON
146	UTTARKASHI	NAUGAON	G.J.H.S. SYANACHATTI
147	UTTARKASHI	PUROLA	G.J.H.S. KANTARI

Note:- All above upgraded schools are in function.

Table 6.2 Sanctioned manpower in schools upgraded in 2011-12

S. No.	District	Upgraded School	Sanctioned Posts			
			Head Master	Assistant Teacher	Office Assistant	Lab Assistant
1	Almora	14	14	70	14	14
2	Bageshwar	08	08	40	08	08
3	Champawat	11	11	55	11	11
4	Chamoli	11	11	55	11	11
5	Dehradun	08	08	40	08	08
6	Haridwar	09	09	45	09	09
7	Nainital	07	07	35	07	07
8	Tehri	12	12	60	12	12
9	Pithoragarh	22	22	110	22	22
10	Pauri	10	10	50	10	10
11	Rudraprayag	03	03	15	03	03
12	US Nagar	19	19	95	19	19
13	Uttarkashi	13	13	65	13	13
Total		147	147	735	147	147

Recruitment of Teachers in Govt. Secondary School is being done through three sources.

1. Direct Recruitment 70% from new applicants.
2. Direct Recruitment through Department Exam - 5% from elementary Teachers.
3. Promotion/Adjustment - 25% from elementary Teachers.

Detail of recruitment teachers in Govt. Secondary School in state in the year 2011-12 is following:-

S. No.	District	Direct Recruitment	Promotion / Adjustment	Total
1	Head Master	-	471	471
2	Assistant Teacher	1503	186	1689

Table 6.3 Status of Districtwise and Yearwise School Upgraded and Functioning

S. No.	District	2009-10		2010-11		2011-12	
		Sanctioned	Functioned	Sanctioned	Functioned	Sanctioned	Functioned
1	Dehradun	03	03	04	04	08	08
2	Haridwar	02	02	07	07	09	09
3	Tehri	03	03	03	03	12	12
4	Uttarkashi	01	01	03	03	13	13
5	Pauri	01	01	03	03	10	10
6	Chamoli	02	02	05	05	11	11
7	Rudraprayag	01	01	02	02	03	03
8	Almora	04	04	07	07	14	14
9	Bageshwar	02	02	05	05	08	08
10	Champawat	0	0	05	05	11	11
11	Nainital	01	01	05	05	07	07
12	Pithoragarh	02	02	06	06	22	22
13	US Nagar	01	01	03	03	19	19
Total		23	23	58	58	147	147

Physical Resources in Upgraded School

The schools upgraded in year 2011-12 are equipped with following resources:-



Upgraded School – GSS Rautu Ki Beli (Tehri)

Table 6.4 Sanctioned Physical Resources

S. No.		Per School	Sanctioned	
			No. of School	No. of Infrastructure
1	Class Room	02/04	147	364
2	Head Master Room	01	147	147
3	Office Room	01	147	147
4	Library Room	01	147	147
5	Computer Room	01	147	147
6	Science Laboratory Room	01	147	147
7	Art & Craft Room	01	147	147
8	Toilet Block	01	147	147
9	Lab Equipment	01	147	147

Chapter - 7

Strengthening of Schools

Construction Work

Irrigation Department and Rural Engineering Service Department of Uttarakhand are involved in the construction work of RMSA. Irrigation Department, Uttarakhand is engaged 05 districts namely Dehradun, Haridwar, Uttarkashi, Champawat, Almora & Rural Engineering Service Department, Uttarakhand is engaged 08 districts namely Pauri, Tehri, Chamoli, Rudraprayag, Nainital, Bageshwar, Pithoragarh, Udham Singh Nagar are nominated as construction agencies for construction works and MOU is signed with these agencies.

Construction Agencies prepare detail estimates and maps after physical verification of civil work sites which are approved by Technical Advisory Committee (TAC) of State Government. Local Community donated free of cost land for each civil work.

Major Repair

- As per school need base and Actual estimates (Maximum Rs. 4.00 lakhs).

School Grant

- Rs. 50 Thousand per school per year.
 - Rs. 25 Thousand – For Science consumables.
 - Rs. 10 Thousand – For Library.
 - Rs. 15 Thousand – For Water Tax, Electricity Bill & Other Expenditure.

Miner Repair

- Rs. 25 Thousand per year per schools.

Lab Equipment

- Rs. 1 Lakh for Lab Equipments.

Construction Work and Unit Cost Norm

Govt. of India has fixed the unit cost for upgraded school buildings and other construction works. For year 2011-12 the sanctioned amount by the Govt. of India for one section schools and 02 section schools are Rs 46.86 and Rs. 58.12 Lakh respectively but due to the geographical condition of the State it is not possible to undertake construction work at the same unit cost in the plane and hilly areas. So, the State Govt. has decided to fix different unit cost for hilly and plain areas based on schedule of rate of Public Works Department of the state. Also, the State Govt. has fixed different class room sizes and other norms for hill and plain areas.

Table 7.1 Unit Cost as per State Norms (Hilly Area)

S.No.	Name of Work	State Norm (L x B)	Measurement of the room (sq.mt.)	Circulation area (20%+wall area 15%) in per (sq.mt.)	Total Plinth area (sq.mt.)	Construction on work Sanctioned by public constructed on department (sq.mt.)	Unit Cost of construction work (in Rs.)	Furniture cost (in Rs.)	Total estimated unit cost (in Rs.)
1	Class room	6mt × 6mt	36	12.60	48.60	13,813.00	6,71,311.80	1,00,000.00	7,71,311.80
2	Science Laboratory	9mt × 6mt	54	18.90	72.90	13,813.00	10,06,967.70	1,50,000.00	11,56,967.70
3	Principal room	4mt × 3mt	12	4.20	16.20	13,813.00	2,23,770.60	40,000.00	2,63,770.60
4	Office room	4mt × 3mt	12	4.20	16.20	13,813.00	2,23,770.60	40,000.00	2,63,770.60
5	Computer room	9mt × 6mt	54	18.90	72.90	13,813.00	10,06,967.70	40,000.00	10,46,967.70

S.No.	Name of Work	State Norm (L x B)	Measurement of the room (sq.mt.)	Circulation area (20%+w all area 15%) in per (sq.mt.)	Total Plinth area (sq.mt.)	Construction on work Sanctioned by public constructed on department (sq.mt.)	Unit Cost of construction work (in Rs.)	Furniture cost (in Rs.)	Total estimated unit cost (in Rs.)
6	Library room	8mt × 6mt	48	16.80	64.80	13,813.00	8,95,082.40	1,00,000.00	9,95,082.40
7	Art and craft room	6mt × 5mt	30	10.50	40.50	13,813.00	5,59,426.50	40,000.00	5,99,426.50
8	Toilet	----	----	0.00	0.00	0.00	2,75,000.00	0.00	2,75,000.00
9	Laboratory equipment	----	----	----	----	----	----	----	1,00,000.00

Table 7.2 Unit Cost as per State Norms (Plain Area)

S.No.	Name of Work	State Norm (L x B)	Measurement of the room (sq.mt.)	Circulation area (20%+w all area 15%) in per (sq.mt.)	Total Plinth area (sq.mt.)	Construction on work Sanctioned by public constructed on department (sq.mt.)	Unit Cost of construction work (in Rs.)	Furniture cost (in Rs.)	Total estimated unit cost (in Rs.)
1	Class room	8mt × 6mt	48	16.80	64.80	11,629.00	7,53,559.20	1,00,000.00	8,53,559.20
2	Science Laboratory	9mt × 6mt	54	18.90	72.90	11,629.00	8,47,754.10	1,50,000.00	9,97,754.10
3	Principal room	4mt × 3mt	12	4.20	16.20	11,629.00	1,88,389.80	40,000.00	2,28,389.80
4	Office room	4mt × 3mt	12	4.20	16.20	11,629.00	1,88,389.80	40,000.00	2,28,389.80
5	Computer room	9mt × 6mt	54	18.90	72.90	11,629.00	8,47,754.10	40,000.00	8,87,754.10
6	Library room	8mt × 6mt	48	16.80	64.80	11,629.00	7,53,559.20	25,000.00	7,28,559.20
7	Art and craft room	6mt × 5mt	30	10.50	40.50	11,629.00	4,70,974.50	40,000.00	5,10,974.50
8	Toilet	-----	-----	0.00	0.00	0.00	2,25,000.00	0.00	2,25,000.00
9	Laboratory equipment	-----	-----	-----	-----	-----	-----	-----	1,00,000.00

Table 7.3 Unit Cost of (One Section School) Upgraded School (Hilly Area)

S.No.	Name of Work	Unit Cost (in Rs.)	Qty.	Total Unit Cost (in Rs.)	Furniture Cost (in Rs.)	Total Estimated Unit Cost (in Rs.)
1	Class room	6,71,311.80	02	13,42,623.60	2,00,000.00	15,42,623.60
2	Science Laboratory	10,06,967.70	01	10,06,967.70	1,50,000.00	11,56,967.70
3	Principal room	2,23,770.60	01	2,23,770.60	40,000.00	2,63,770.60
4	Office room	2,23,770.60	01	2,23,770.60	40,000.00	2,63,770.60
5	Computer room	10,06,967.70	01	10,06,967.70	40,000.00	10,46,967.70
6	Library room	8,95,082.40	01	8,95,082.40	1,00,000.00	9,95,082.40
7	Art and craft room	5,59,426.50	01	5,59,426.50	40,000.00	5,99,426.50
8	Toilet	2,75,000.00	01	2,75,000.00	0.00	2,75,000.00
Total Cost				55,33,609.10	6,10,000.00	61,43,609.10
Lab. Equipment				0.00	0.00	1,00,000.00
Total Cost (01 Section School)				55,33,609.10	6,10,000.00	62,43,609.10

Table 7.4 Unit Cost of (Two Section School) Upgraded School (Hilly Area)

S.No.	Name of Work	Unit Cost (in Rs.)	Qty.	Total Unit Cost (in Rs.)	Furniture Cost (in Rs.)	Total Estimated Unit Cost (in Rs.)
1	Class room	6,71,311.80	04	26,85,247.20	4,00,000.00	30,85,247.20
2	Science Laboratory	10,06,967.70	01	10,06,967.70	1,50,000.00	11,56,967.70
3	Principal room	2,23,770.60	01	2,23,770.60	40,000.00	2,63,770.60
4	Office room	2,23,770.60	01	2,23,770.60	40,000.00	2,63,770.60
5	Computer room	10,06,967.70	01	10,06,967.70	40,000.00	10,46,967.70
6	Library room	8,95,082.40	01	8,95,082.40	1,00,000.00	9,95,082.40
7	Art and craft room	5,59,426.50	01	5,59,426.50	40,000.00	5,99,426.50
8	Toilet	2,75,000.00	01	2,75,000.00	0.00	2,75,000.00
Total Cost				68,76,232.70	8,10,000.00	76,86,232.70
Lab. Equipment				0.00	0.00	1,00,000.00
Total Cost (02 Section School)				68,76,232.70	8,10,000.00	77,86,232.70

Table 7.5 Unit Cost of (One Section School) Upgraded School (Plain Area)

S.No.	Name of Work	Unit Cost (in Rs.)	Qty.	Total Unit Cost (in Rs.)	Furniture Cost (in Rs.)	Total Estimated Unit Cost (in Rs.)
1	Class room	7,53,559.20	02	15,07,118.40	2,00,000.00	17,07,118.40
2	Science Laboratory	8,47,754.10	01	8,47,754.10	1,50,000.00	9,97,754.10
3	Principal room	1,88,389.80	01	1,88,389.80	40,000.00	2,28,389.80
4	Office room	1,88,389.80	01	1,88,389.80	40,000.00	2,28,389.80
5	Computer room	8,47,754.10	01	8,47,754.10	40,000.00	8,87,754.10
6	Library room	7,53,559.20	01	7,53,559.20	1,00,000.00	8,53,559.20
7	Art and craft room	4,70,974.50	01	4,70,974.50	40,000.00	5,10,974.50
8	Toilet	2,25,000.00	01	2,25,000.00	0.00	2,25,000.00
Total Cost				50,28,939.90	6,10,000.00	56,38,939.90
Lab. Equipment				0.00	0.00	1,00,000.00
Total Cost (01 Section School)				50,28,939.90	6,10,000.00	57,38,939.90

Table 7.6 Unit Cost of (Two Section School) Upgraded School (Plain Area)

S.No.	Name of Work	Unit Cost (in Rs.)	Qty.	Total Unit Cost (in Rs.)	Furniture Cost (in Rs.)	Total Estimated Unit Cost (in Rs.)
1	Class room	7,53,559.20	4	30,14,236.80	4,00,000.00	34,14,236.80
2	Science Laboratory	8,47,754.10	1	8,47,754.10	1,50,000.00	9,97,754.10
3	Principal room	1,88,389.80	1	1,88,389.80	40,000.00	2,28,389.80
4	Office room	1,88,389.80	1	1,88,389.80	40,000.00	2,28,389.80
5	Computer room	8,47,754.10	1	8,47,754.10	40,000.00	8,87,754.10
6	Library room	7,53,559.20	1	7,53,559.20	1,00,000.00	8,53,559.20
7	Art and craft room	4,70,974.50	1	4,70,974.50	40,000.00	5,10,974.50
8	Toilet	2,25,000.00	1	2,25,000.00	0.00	2,25,000.00
Total Cost				65,36,058.30	8,10,000.00	73,46,058.30
Lab. Equipment				0.00	0.00	1,00,000.00
Total Cost (02 Section School)				65,36,058.30	8,10,000.00	74,46,058.30

Additional Amount borne by State Govt. in Civil Work

Due to typical geographical conditions of the state this is not possible to construct the civil work within the cost approved by GOI. So State Govt. borne additional amount for construction work done as per SOR, which exceed from Govt. of India approved unit cost. Following additional amount is borne by State Govt.

Table 7.7 Districtwise Detail of Additional Amount is Borne by State Govt

(Rs. in lakhs)

S. No.	District	Additional Amount Borne in 2009-10	Additional Amount Borne in 2010-11	Total Released Additional Amount
1	Almora	13.36	18.25	31.61
2	Bageshwar	22.96	113.21	136.17
3	Chamoli	74.14	313.53	387.67
4	Champawat	28.01	0.00	28.01
5	Dehradun	64.49	60.16	124.65
6	Haridwar	0.00	20.86	20.86
7	Nainital	34.34	264.33	298.67
8	Pauri	102.55	137.36	239.91
9	Pithoragarh	47.35	30.04	77.39
10	Rudraprayag	13.89	72.56	86.45
11	Tehri	0.00	7.09	7.09
12	US Nagar	9.92	94.92	104.84
13	Uttarkashi	36.69	52.28	88.97
	Total	447.70	1184.59	1632.29

Strengthening of School

Additional physical, human and academic resources are providing to existing Govt. Secondary School for strengthening of schools under RMSA. In year 2009-10, 392 Govt. Secondary Schools and in year 2010-11 totals 139 Govt. Secondary Schools covered under this component and provided physical resources for these schools. Because GOI not release total amount of civil works sanctioned in year 2009-10 and 2010-11, so these works are spilled over for year 2011-12. No strengthening of school sanctioned in year 2011-12. The detail of work sanctioned in year 2009-10 and 2010-11 are following:-

**Table 7.8 Strengthening of School (2009-10)**

S. No.	District	No. of School	Class Room	Science Labs	Computer Room	Art & Craft Room	Library Room	Toilet Block
1	Almora	54	22	11	11	07	11	11
2	Bageshwar	12	06	03	03	01	03	06
3	Chamoli	36	0	0	0	0	0	36
4	Champawat	20	06	04	04	0	0	06
5	Dehradun	54	16	12	06	0	06	36
6	Haridwar	06	12	06	0	0	06	06
7	Nainital	46	20	08	06	08	08	08
8	Pauri	42	19	15	15	15	15	30

S. No.	District	No. of School	Class Room	Science Labs	Computer Room	Art & Craft Room	Library Room	Toilet Block
9	Pithoragarh	38	0	0	0	0	04	36
10	Rudraprayag	17	06	03	03	03	03	06
11	Tehri	07	14	0	0	0	0	0
12	U.S. Nagar	45	11	07	07	7	07	21
13	Uttarkashi	15	05	06	0	0	06	0
	Total	392	137	75	55	41	69	202



Toilet Block under Strengthening of Existing School

Table 7.9 Districtwise Strengthening of School (2010-11)

S. No.	District	No. of School	Class Room	Science Labs	Computer Room	Art & Craft Room	Library Room	Toilet Block
1	Almora	11	16	05	11	10	11	11
2	Bageshwar	07	09	05	07	07	06	07
3	Chamoli	19	33	12	19	19	15	19
4	Champawat	01	01	0	01	01	01	01
5	Dehradun	10	19	07	09	10	10	10
6	Haridwar	11	15	08	11	09	11	11
7	Nainital	29	51	09	26	27	24	29
8	Pauri	14	21	09	13	13	11	14
9	Pithoragarh	04	06	02	04	04	04	04
10	Rudraprayag	06	11	03	06	06	05	06
11	Tehri	12	25	09	12	12	12	12
12	U.S. Nagar	08	28	03	07	07	06	08
13	Uttarkashi	07	18	01	07	07	06	07
	Total	139	253	73	133	132	122	139

Major & Minor Repair

Each School has been provided with Rs. 25000/- under Minor Repair head. The SMDC prepare estimates and the proposals are presented by them for Major Repairs. As per the proposals submitted a maximum grant of Rs. 4.00 lakhs per school is sanctioned. Major Repair works are under taken by the SMDC. Yearwise approved, Minor and Major Repair works, as classified accordance with district are as follows:-

Table 7.10 Districtwise & Yearwise Sanctioned Minor & Major Repair

S. No.	District	2009-10		2010-11		2011-12	
		Minor Repair	Major Repair	Minor Repair	Major Repair	Minor Repair	Major Repair
1	Dehradun	134	0	36	07	125	09
2	Haridwar	44	0	13	&	47	03
3	Tehri	219	0	58	05	192	13
4	Uttarkashi	96	0	25	&	80	02
5	Pauri	271	0	71	30	229	14
6	Chamoli	156	0	42	38	151	08
7	Rudraprayag	90	0	24	01	80	01
8	Almora	210	0	55	&	188	08
9	Bageshwar	70	0	18	09	69	05
10	Champawat	69	0	18	02	63	06
11	Nainital	159	0	42	13	154	14
12	Pithoragarh	154	0	40	17	147	26
13	US Nagar	88	0	24	04	90	06
Total		1760	0	466	126	1615	115

Table 7.11 Schoolwise Sanctioned Major Repair (2011-12)

S.No.	District	Block	School	No. of Class Room	Amount
1	ALMORA	LAMGARAH	G.I.C.PUBHAUN	1	1.00
2	ALMORA	BHAISIYACHHANA	GOVT. INTER COLLEGE BARECHHINA	2	2.00
3	ALMORA	DHAULADEVI	G.I.C.GURARABHANJ	2	1.50
4	ALMORA	HAWALBAG	GOVT. INTER COLLEGE LODHIYA	2	2.00
5	ALMORA	HAWALBAG	GOVT. INTER COLLEGE SYALIDHAR	2	1.99
6	ALMORA	SULT	GOVT INTER COLLEGE QUAIRALA	2	2.00
7	ALMORA	SULT	GOVT. INTER COLLEGE JHEEPA	2	2.00
8	ALMORA	SULT	GOVT HIGH SCHOOL HINOLA	2	2.00
TOTAL				15	14.49
1	BAGESHWAR	BAGESHWAR	G.I.C. MANDALSHERA	1	1.00
2	BAGESHWAR	KAPKOTE	G.I.C BADIYAKOTE	1	1.00
3	BAGESHWAR	KAPKOTE	G.I.C CHAURASTHAL	1	1.00
4	BAGESHWAR	GARUR	G.I.C. GARUR	4	4.00
5	BAGESHWAR	KAPKOTE	G.I.C BADIYAKOTE	1	1.00
TOTAL				8	8.00
1	CHAMOLI	KARANPRAYAG	GOVT INTER COLLEGE SALIYANA	1	1.00
2	CHAMOLI	NARAYANBAGAR	GOVT INTER COLLEGE Lolti	1	1.00
3	CHAMOLI	POKHARI	G I COLLEGE RADUWA CHANDANIKHAL	2	2.00
4	CHAMOLI	POKHARI	GOVT INTER COLLEGE UDAMANDA	2	2.00
5	CHAMOLI	GAIRSAIN	GOVT HIGHER SECONDARY SCHOOL CHAURASAIN	2	2.00
6	CHAMOLI	NARAYANBAGAR	GOVT INTER COLLEGE KULSARI	2	1.99
7	CHAMOLI	THARALI	GOVT INTER COLLEGE RATGAON	2	2.00
8	CHAMOLI	THARALI	GOVT INTER COLLEGE NANDASAIN	2	1.85
TOTAL				14	13.84
1	CHAMPAWAT	BARAKOT	G.H.S. LUWAKOT	2	1.45
2	CHAMPAWAT	BARAKOT	G.H.S. DOBHABHAGU	2	2.00
3	CHAMPAWAT	CHAMPAWAT	G.I.C. TAMLI	2	1.56

S.No.	District	Block	School	No. of Class Room	Amount
4	CHAMPAWAT	CHAMPAWAT	G.I.C. AMODI	2	1.94
5	CHAMPAWAT	PATI	GIC KHETIKHAN	2	1.98
6	CHAMPAWAT	PATI	GIC MADHYAGANGOL	2	1.29
TOTAL				12	10.22
1	DEHRADUN	SAHASPUR	GIC GAZIAWALA	3	3.00
2	DEHRADUN	DOIWALA	G.H.S KOTI BHANIYAWALA	3	3.00
3	DEHRADUN	KALSI	GOVERMENT INTER COLLEGE KACHTA GANGRO	2	1.98
4	DEHRADUN	VIKASNAGAR	GOVT. INTER COLLEGE LANGHA	4	3.93
5	DEHRADUN	VIKASNAGAR	GOVT INTER COLLEGE HORAWALA	4	3.83
6	DEHRADUN	SAHASPUR	GHS BANIIYAWALA	4	3.00
7	DEHRADUN	RAIPUR	GOVT. INTER COLLEGE MALDEVTA	4	3.90
8	DEHRADUN	RAIPUR	GOVT INTER COLLEGE PATELNAGAR	4	3.90
9	DEHRADUN	DOIWALA	G.I.C BULLAWALA	4	3.15
TOTAL				32	29.69
1	HRIDWAR	ROORKEE	GHSS ROORKEE	4	4.00
2	HRIDWAR	ROORKEE	GGSS CHANDRA PURI ROORKEE	2	2.00
3	HRIDWAR	LAKSAR	GSGSS AITHAL	2	2.00
TOTAL				8	8.00
1	NAINITAL	RAMNAGAR	GOVT HIGH SCHOOL JASSAGANJA	2	2.00
2	NAINITAL	RAMNAGAR	GOVT GIRLS INTER COLLEGE RAMNAGAR	2	2.00
3	NAINITAL	RAMNAGAR	GOVT GIRLS HIGH SCHOOL KARANPUR	2	2.00
4	NAINITAL	BHEEMTAL	GOVT. INTER COLLEGE BANANA	2	2.00
5	NAINITAL	HALDWANI	GOVT. INTER COLLEGE MOTINAGAR	2	1.60
6	NAINITAL	KOTABAGH	GOVT. HIGH SCHOOL NAUDA	2	2.00
7	NAINITAL	OKHALKANDA	GOVT. INTER COLLEGE BHEERA PANI	2	2.00
8	NAINITAL	OKHALKANDA	GOVT. HIGH SCHOOL GARGARI	2	2.00
9	NAINITAL	OKHALKANDA	GOVT. INTER COLLEGE PATLOT	2	2.00
10	NAINITAL	OKHALKANDA	GOVT. HIGH SCHOOL PASHYA	2	2.00
11	NAINITAL	DHARI	GOVT. INTER SCHOOL CHAURLEKH	2	2.00
12	NAINITAL	DHARI	GOVT. INTER COLLEGE PADAMPURI	2	2.00
13	NAINITAL	BETAALGHAT	GOVT. INTER COLLEGE HALSOKORAR	2	2.00
14	NAINITAL	BETAALGHAT	GOVT. INTER COLLEGE RATIGHAT	1	1.00
TOTAL				27	26.60
1	PAURI	DUGADDA	G.H.S.S. KUMBHICHAUD	3	3.00
2	PAURI	DUGADDA	G.H.S.S. DUGADDA	3	3.00
3	PAURI	DUGADDA	G.H.S.S. SUKRAO	3	3.00
4	PAURI	JAYAHRIKHAL	G.H.S.S. KAMALKHET	2	1.93
5	PAURI	PAURI	G.S.S KEMDHAR BARA	2	1.05
6	PAURI	PAURI	G.H.S.S. PAURI	2	2.00
7	PAURI	PABAU	G.S.S. GWALKURA	2	1.83
8	PAURI	PABAU	G.H.S.S. KALON	2	1.84
9	PAURI	BIRONKHAL	G.S.S. THAPLA	2	2.00
10	PAURI	BIRONKHAL	G.H.S.S. SYUNSHI	2	2.00
11	PAURI	DUGADDA	G.H.S.S. BALLI	2	2.00
12	PAURI	DUGADDA	G.H.S.S. MATIYALI	2	2.00
13	PAURI	KHIRSHU	G.S.S. MARKOHADA	2	1.43
14	PAURI	THALISAIN	G.H.S.S. PAITHAINI	2	1.92
TOTAL				31	29.00
1	PITHORAGARH	MOONAKOTE	GOVT INTER COLLEGE MAYALEKEH	2	2.00
2	PITHORAGARH	MOONAKOTE	GOVT INTER COLLEGE MANLEY	2	2.00
3	PITHORAGARH	MOONAKOTE	G.I.C TOTANOLA	2	2.00

S.No.	District	Block	School	No. of Class Room	Amount
4	PITHORAGARH	MOONAKOTE	GOVT INTER COLLEGE PIPALAKOT	2	2.00
5	PITHORAGARH	MOONAKOTE	GOVT INTER COLLEGE GURIHAT	2	2.00
6	PITHORAGARH	KANALICHENA	GOVT. INTER COLLEGE SINGALI	2	2.00
7	PITHORAGARH	KANALICHENA	G.I.C. KANALICHINNA	2	2.00
8	PITHORAGARH	KANALICHENA	GOVT. INTER COLLEGE MUWANI	2	2.00
9	PITHORAGARH	KANALICHENA	BAPU GOVT. INTER COLLEGE NARAYAN NAGAR	2	2.00
10	PITHORAGARH	KANALICHENA	GOVT. INTER COLLEGE, PIPALI	2	2.00
11	PITHORAGARH	KANALICHENA	GOVT. INTER COLLEGE RASAIPATA	2	2.00
12	PITHORAGARH	DIDIHAT	GOVT GIRLS INTER COLLEGE DIDIHAT	2	2.00
13	PITHORAGARH	DIDIHAT	GOVT. HIGHER SEC. SCHOOL LEGDHAR	2	2.00
14	PITHORAGARH	DIDIHAT	GOVT. INTER COLLEGE CHAUBATI	2	2.00
15	PITHORAGARH	MUNSYARI	GOVT. INTER COLLEGE MAWANI DAWANI	2	2.00
16	PITHORAGARH	MUNSYARI	GOVT. INTER COLLEGE NACHANI	2	2.00
17	PITHORAGARH	MUNSYARI	GOVT H.S.S KHATEHRA	2	1.95
18	PITHORAGARH	MUNSYARI	GOVT. INTER COLLEGE BANSBAGAR	2	2.00
19	PITHORAGARH	DHARCHULA	GOVT. INTER COLLEGE, RANTHI BORAGAON	2	2.00
20	PITHORAGARH	DHARCHULA	GOVT. INTER COLLEGE JAULJIVI	2	2.00
21	PITHORAGARH	BERINAG	GOVT. INTER COLLEGE BERINAG	2	2.00
22	PITHORAGARH	GANGOLIHAT	G.I.C GANAIGANGOLI	2	1.99
23	PITHORAGARH	GANGOLIHAT	G.I.C DUBHAOLA	2	2.00
24	PITHORAGARH	GANGOLIHAT	G.G.I.C GANGOLIHAT	2	2.00
25	PITHORAGARH	GANGOLIHAT	S.M.G.I.C GANGOLIHAT	2	2.00
26	PITHORAGARH	GANGOLIHAT	GOVT INTER COLLEGE SINLEKH	2	2.00
TOTAL				52	51.94
1	RUDRAPRAYAG	AUGUSTMUNI	GOVT. H. S GWEPHAR	2	1.99
TOTAL				2	1.99
1	TEHRI	BHILANGANA	GOVT. INTER COLLEGE KIRETH KEMAR	2	2.00
2	TEHRI	BHILANGANA	G.I.C NAUL BASAR	2	2.00
3	TEHRI	CHAMBA	G.I.C BAGEE	2	2.00
4	TEHRI	CHAMBA	GOVT. INTER COLLEGE NAGDEV	2	2.00
5	TEHRI	CHAMBA	S D S GOVT INTER COLLEGE CHAMBA	2	1.80
6	TEHRI	DEVPRAYAG	G..I.C LALAURI KHAL	2	2.00
7	TEHRI	DEVPRAYAG	G.I.C BACHHLIKHAL	2	2.00
8	TEHRI	JAUNPUR	G.H.S.S. RANGAR GAON	2	2.00
9	TEHRI	JOUNPUR	GOVT. INTER COLLEGE .PUJARGAON T.G	2	1.94
10	TEHRI	NARENDRANAGAR	GOVT. INTER COLLEGE ODADA	2	2.00
11	TEHRI	PRATAPNAGAR	G.I.C RAUNDRAMOLI T.G	2	2.00
12	TEHRI	THOULDHAR	GOVT INTER COLLEGE BANGIYAL	2	2.00
13	TEHRI	THOULDHAR	GOVT. INTER COLLEGE MAINDKHAL T.G	2	2.00
TOTAL				26	25.74
1	U.S.NAGAR	KHATIMA	G.I.C. KHATIMA	3	3.00
2	U.S.NAGAR	RUDRAPUR	G.I.C. BARA	3	3.00
3	U.S.NAGAR	GADARPUR	G.H.S. KHEMPUR	1	1.00
4	U.S.NAGAR	KHATIMA	G.I.C. PRATAPPUR	4	4.00
5	U.S.NAGAR	RUDRAPUR	A.N.JHA.G.I.C. RUDRAPUR	4	3.02
6	U.S.NAGAR	BAZPUR	G.G.I.C. SULTANPUR	2	1.00
TOTAL				17	15.02
1	UTTARKASHI	BHATWARI	G.H.S.S SERA	4	4.00
2	UTTARKASHI	BHATWARI	G.I.C HARSHIL	2	2.00
TOTAL				6	6.00
GRAND TOTAL				250	240.53

Table 7.12 Districtwise Sanctioned Construction Work

S. No.	District	2009-10		2010-11		2011-12	
		Upgraded Schools	Strengthening of Schools	Upgraded Schools	Strengthening of Schools	Upgraded Schools	Strengthening of Schools
1	Dehradun	03	54	04	10	08	0
2	Haridwar	02	06	07	11	09	0
3	Uttarkashi	01	15	03	07	13	0
4	Almora	04	54	07	11	14	0
5	Champawat	0	20	05	01	11	0
6	Pauri	01	42	03	14	10	0
7	Tehri	03	07	03	12	12	0
8	Chamoli	02	36	05	19	11	0
9	Rudraprayag	01	17	02	06	03	0
10	Pithoragarh	02	38	06	04	22	0
11	Nainital	01	46	05	29	07	0
12	Bageshwar	02	12	05	07	08	0
13	US Nagar	01	45	03	08	19	0
	Total	23	392	58	139	147	0

Construction Work Progress



The GOI released 1st installment of civil work sanctioned in year 2011-12 by letter no. F.1-8/2011-School.1(A)/(B) dated 14 Sep. 2012, received to State Govt. at date 1st Oct. 2012. The estimates of all civil work are being prepared and financial and administrative approval is being received from TAC of State Govt.

Under Construction Building – GSS Kotfulwari (Bageshwar)

Table 7.13 Districtwise Sanctioned Construction Work (upgraded schools)

S. No.	District	2009-10				2010-11				2011-12
		Sanctioned School	Complete	In Progress	Un Started	Sanctioned School	Complete	In Progress	Un Started	Sanctioned School
1	Almora	04	0	02	02	07	0	03	04	14
2	Bageshwar	02	0	02	0	05	0	05	0	08
3	Chamoli	02	0	0	02	05	0	0	05	11
4	Champawat	0	0	0	0	05	0	03	02	11
5	Dehradun	03	01	02	0	04	0	01	03	08
6	Haridwar	02	02	0	0	07	0	05	02	09
7	Nainital	01	0	01	0	05	0	01	04	07
8	Pauri	01	0	01	0	03	0	01	02	10
9	Pithoragarh	02	0	02	0	06	0	05	01	22

S. No.	District	2009-10				2010-11				2011-12
		Sanctioned School	Complete	In Progress	Un Started	Sanctioned School	Complete	In Progress	Un Started	Sanctioned School
10	Rudraprayag	01	0	01	0	02	0	0	02	03
11	Tehri	03	01	02	0	03	0	03	0	12
12	US Nagar	01	0	01	0	03	0	03	0	19
13	Uttarkashi	01	0	01	0	03	0	01	02	13
Total		23	04	15	4	58	0	31	27	147

Table 7.14 Progress of Districtwise Sanctioned Construction Work (Straightening)

S. No.	District	2009-10				2010-11			
		Sanctioned School	Complete	Sanctioned School under construction	Complete un strated	Sanctioned School	Complete	Sanctioned School under construction	Complete un strated
1	Almora	54	09	30	15	11	0	02	09
2	Bageshwar	12	07	05	0	07	0	07	0
3	Chamoli	36	26	08	02	19	0	01	18
4	Champawat	20	14	06	0	01	0	01	0
5	Dehradun	54	45	05	04	10	01	03	06
6	Haridwar	06	06	0	0	11	01	05	05
7	Nainital	46	30	13	03	29	0	05	24
8	Pauri	42	22	13	07	14	0	07	07
9	Pithoragarh	38	31	06	01	04	0	04	0
10	Rudraprayag	17	10	05	02	06	0	0	06
11	Tehri	07	06	01	0	12	0	10	02
12	US Nagar	45	44	01	0	08	0	07	01
13	Uttarkashi	15	01	13	01	07	0	0	07
Total		392	251	106	35	139	02	52	85

Table 7.15 Progress of Districtwise Sanctioned Construction Work

(As on 31st March, 2012)

S. No.	District	Up gradation	Sanc.	Progress			Strengthening	Sanc.	Progress		
				Complete	Under Construction	Un Started			Complete	Under Construction	Un Started
1.	Dehradun	No. of Schools	3	1	2	0	No. of Schools	54	45	5	4
		Class Room	6	2	4	0	Class Room	16	12	2	2
		Laboratory Room	3	1	2	0	Laboratory Room	12	11	0	1
		Library Room	3	1	2	0	Library Room	6	5	1	0
		Art & Craft Room	3	1	2	0	Art & Craft Room	0	0	0	0
		Computer Room	3	1	2	0	Computer Room	6	3	1	2
		Principal Room	3	1	2	0	Toilet Block	36	31	3	2
		Office Room	3	1	2	0					
		Toilet Block	3	1	2	0					
2.	Haridwar	No. of Schools	2	2	0	0	No. of Schools	6	6	0	0
		Class Room	8	8	0	0	Class Room	12	12	0	0
		Laboratory Room	2	2	0	0	Laboratory Room	6	6	0	0
		Library Room	2	2	0	0	Library Room	6	6	0	0
		Art & Craft Room	2	2	0	0	Art & Craft Room	0	0	0	0
		Computer Room	2	2	0	0	Computer Room	0	0	0	0
		Principal Room	2	2	0	0	Toilet Block	6	6	0	0
		Office Room	2	2	0	0					
		Toilet Block	2	2	0	0					
No. of Schools		4	0	2	2	No. of Schools	54	9	30	15	

S. No.	District	Up gradation	Sanc.	Progress			Strengthening	Sanc.	Progress		
				Complete	Under Construction	Un Started			Complete	Under Construction	Un Started
3.	Almora	Class Room	12	0	6	6	Class Room	22	4	12	6
		Laboratory Room	4	0	2	2	Laboratory Room	11	1	4	6
		Library Room	4	0	2	2	Library Room	11	2	8	1
		Art & Craft Room	4	0	2	2	Art & Craft Room	7	1	5	1
		Computer Room	4	0	2	2	Computer Room	11	2	7	2
		Principal Room	4	0	2	2	Toilet Block	11	3	1	7
		Office Room	4	0	2	2					
		Toilet Block	4	0	2	2					
4.	Champawat	No. of Schools	0	0	0	0	No. of Schools	20	14	6	0
		Class Room	0	0	0	0	Class Room	6	4	2	0
		Laboratory Room	0	0	0	0	Laboratory Room	4	3	1	0
		Library Room	0	0	0	0	Library Room	0	0	0	0
		Art & Craft Room	0	0	0	0	Art & Craft Room	0	0	0	0
		Computer Room	0	0	0	0	Computer Room	4	3	1	0
		Principal Room	0	0	0	0	Toilet Block	6	4	2	0
		Office Room	0	0	0	0					
Toilet Block	0	0	0	0							
5.	Uttarkashi	No. of Schools	1	0	1	0	No. of Schools	15	1	13	1
		Class Room	4	0	4	0	Class Room	5	0	5	0
		Laboratory Room	1	0	1	0	Laboratory Room	6	1	5	0
		Library Room	1	0	1	0	Library Room	6	0	5	1
		Art & Craft Room	1	0	1	0	Art & Craft Room	0	0	0	0
		Computer Room	1	0	1	0	Computer Room	0	0	0	0
		Principal Room	1	0	1	0	Toilet Block	0	0	0	0
		Office Room	1	0	1	0					
Toilet Block	1	0	1	0							
6.	Bageshwar	No. of Schools	2	0	2	0	No. of Schools	12	7	5	0
		Class Room	4	0	4	0	Class Room	6	2	4	0
		Laboratory Room	2	0	2	0	Laboratory Room	3	1	2	0
		Library Room	2	0	2	0	Library Room	3	1	2	0
		Art & Craft Room	2	0	2	0	Art & Craft Room	1	0	1	0
		Computer Room	2	0	2	0	Computer Room	3	1	2	0
		Principal Room	2	0	2	0	Toilet Block	6	5	1	0
		Office Room	2	0	2	0					
Toilet Block	2	0	2	0							
7.	Chamoli	No. of Schools	2	0	0	2	No. of Schools	36	26	8	2
		Class Room	4	0	0	4	Class Room	0	0	0	0
		Laboratory Room	2	0	0	2	Laboratory Room	0	0	0	0
		Library Room	2	0	0	2	Library Room	0	0	0	0
		Art & Craft Room	2	0	0	2	Art & Craft Room	0	0	0	0
		Computer Room	2	0	0	2	Computer Room	0	0	0	0
		Principal Room	2	0	0	2	Toilet Block	36	26	8	2
		Office Room	2	0	0	2					
Toilet Block	2	0	0	2							
8.	Nainital	No. of Schools	1	0	1	0	No. of Schools	46	30	13	3
		Class Room	2	0	2	0	Class Room	20	12	6	2
		Laboratory Room	1	0	1	0	Laboratory Room	8	4	2	2
		Library Room	1	0	1	0	Library Room	8	8	0	0
		Art & Craft Room	1	0	1	0	Art & Craft Room	8	5	3	0
		Computer Room	1	0	1	0	Computer Room	6	3	1	2
		Principal Room	1	0	1	0	Toilet Block	8	5	3	0
		Office Room	1	0	1	0					
Toilet Block	1	0	1	0							

S. No.	District	Up gradation	Sanc.	Progress			Strengthening	Sanc.	Progress		
				Complete	Under Construction	Un Started			Complete	Under Construction	Un Started
9.	Pithoragarh	No. of Schools	2	0	2	0	No. of Schools	38	31	6	1
		Class Room	4	0	4	0	Class Room	0	0	0	0
		Laboratory Room	2	0	2	0	Laboratory Room	0	0	0	0
		Library Room	2	0	2	0	Library Room	4	4	0	0
		Art & Craft Room	2	0	2	0	Art & Craft Room	0	0	0	0
		Computer Room	2	0	2	0	Computer Room	0	0	0	0
		Principal Room	2	0	2	0	Toilet Block	36	29	6	1
		Office Room	2	0	2	0					
		Toilet Block	2	0	2	0					
10.	Rudraprayag	No. of Schools	1	0	1	0	No. of Schools	17	10	5	2
		Class Room	4	0	4	0	Class Room	6	0	2	4
		Laboratory Room	1	0	1	0	Laboratory Room	3	1	2	0
		Library Room	1	0	1	0	Library Room	3	2	0	1
		Art & Craft Room	1	0	1	0	Art & Craft Room	3	2	1	0
		Computer Room	1	0	1	0	Computer Room	3	3	0	0
		Principal Room	1	0	1	0	Toilet Block	6	2	1	3
		Office Room	1	0	1	0					
		Toilet Block	1	0	1	0					
11.	US Nagar	No. of Schools	1	0	1	0	No. of Schools	45	44	1	0
		Class Room	4	0	4	0	Class Room	11	11	0	0
		Laboratory Room	1	0	1	0	Laboratory Room	7	7	0	0
		Library Room	1	0	1	0	Library Room	7	6	1	0
		Art & Craft Room	1	0	1	0	Art & Craft Room	7	7	0	0
		Computer Room	1	0	1	0	Computer Room	7	7	0	0
		Principal Room	1	0	1	0	Toilet Block	21	21	0	0
		Office Room	1	0	1	0					
		Toilet Block	1	0	1	0					
12.	Pauri	No. of Schools	1	0	1	0	No. of Schools	42	22	13	7
		Class Room	2	0	2	0	Class Room	19	3	11	5
		Laboratory Room	1	0	1	0	Laboratory Room	15	4	11	0
		Library Room	1	0	1	0	Library Room	15	3	9	3
		Art & Craft Room	1	0	1	0	Art & Craft Room	15	4	9	2
		Computer Room	1	0	1	0	Computer Room	15	3	9	3
		Principal Room	1	0	1	0	Toilet Block	30	18	10	2
		Office Room	1	0	1	0					
		Toilet Block	1	0	1	0					
13.	Tehri	No. of Schools	3	1	2	0	No. of Schools	7	6	1	0
		Class Room	6	2	4	0	Class Room	14	12	2	0
		Laboratory Room	3	1	2	0	Laboratory Room	0	0	0	0
		Library Room	3	1	2	0	Library Room	0	0	0	0
		Art & Craft Room	3	1	2	0	Art & Craft Room	0	0	0	0
		Computer Room	3	1	2	0	Computer Room	0	0	0	0
		Principal Room	3	1	2	0	Toilet Block	0	0	0	0
		Office Room	3	1	2	0					
		Toilet Block	3	1	2	0					
14.	Uttarakhand	No. of Schools	23	4	15	4	No. of Schools	392	251	106	35
		Class Room	60	12	38	10	Class Room	137	72	46	19
		Laboratory Room	23	4	15	4	Laboratory Room	75	39	27	9
		Library Room	23	4	15	4	Library Room	69	37	26	6
		Art & Craft Room	23	4	15	4	Art & Craft Room	41	19	19	3
		Computer Room	23	4	15	4	Computer Room	55	25	21	9
		Principal Room	23	4	15	4	Toilet Block	202	150	35	17
		Office Room	23	4	15	4					
		Toilet Block	23	4	15	4					



Science Lab under Strengthening of Existing School

Table 7.16 Districtwise Progress of Spill Over Civil Work (2010-11)

(As on 31st March, 2012)

S. No.	District	Up gradation	Sanc.	Progress			Strengthening	Sanc.	Progress		
				Complete	Under Construction	Un Started			Complete	Under Construction	Un Started
1.	Dehradun	No. of Schools	4	0	1	3	No. of Schools	10	1	3	6
		Class Room	8	0	2	6	Class Room	19	4	5	10
		Laboratory Room	4	0	1	3	Laboratory Room	7	0	3	4
		Library Room	4	0	1	3	Library Room	10	1	3	6
		Art & Craft Room	4	0	1	3	Art & Craft Room	10	1	3	6
		Computer Room	4	0	1	3	Computer Room	9	1	3	5
		Principal Room	4	0	1	3	Toilet Block	10	1	3	6
		Office Room	4	0	1	3					
		Toilet Block	4	0	1	3					
2.	Haridwar	No. of Schools	7	0	5	2	No. of Schools	11	1	5	5
		Class Room	28	0	20	8	Class Room	15	2	8	5
		Laboratory Room	7	0	5	2	Laboratory Room	8	0	4	4
		Library Room	7	0	5	2	Library Room	11	1	5	5
		Art & Craft Room	7	0	5	2	Art & Craft Room	9	1	3	5
		Computer Room	7	0	5	2	Computer Room	11	1	5	5
		Principal Room	7	0	5	2	Toilet Block	11	1	5	5
		Office Room	7	0	5	2					
Toilet Block	7	0	5	2							
3.	Almora	No. of Schools	7	0	3	4	No. of Schools	11	0	2	9
		Class Room	14	0	6	8	Class Room	16	0	4	12
		Laboratory Room	7	0	3	4	Laboratory Room	5	0	2	3
		Library Room	7	0	3	4	Library Room	11	0	2	9
		Art & Craft Room	7	0	3	4	Art & Craft Room	10	0	2	8
		Computer Room	7	0	3	4	Computer Room	11	0	2	9
		Principal Room	7	0	3	4	Toilet Block	11	0	2	9
		Office Room	7	0	3	4					
		Toilet Block	7	0	3	4					
4.	Champawat	No. of Schools	5	0	3	2	No. of Schools	1	0	1	0
		Class Room	10	0	6	4	Class Room	1	0	1	0
		Laboratory Room	5	0	3	2	Laboratory Room	0	0	0	0
		Library Room	5	0	3	2	Library Room	1	0	1	0
		Art & Craft Room	5	0	3	2	Art & Craft Room	1	0	1	0
		Computer Room	5	0	3	2	Computer Room	1	0	1	0
		Principal Room	5	0	3	2	Toilet Block	1	0	1	0
		Office Room	5	0	3	2					
		Toilet Block	5	0	3	2					

S. No.	District	Up gradation	Sanc.	Progress			Strengthening	Sanc.	Progress		
				Complete	Under Construction	Un Started			Complete	Under Construction	Un Started
5.	Uttarkashi	No. of Schools	3	0	1	2	No. of Schools	7	0	0	7
		Class Room	6	0	2	4	Class Room	18	0	0	18
		Laboratory Room	3	0	1	2	Laboratory Room	1	0	0	1
		Library Room	3	0	1	2	Library Room	6	0	0	6
		Art & Craft Room	3	0	1	2	Art & Craft Room	7	0	0	7
		Computer Room	3	0	1	2	Computer Room	7	0	0	7
		Principal Room	3	0	1	2	Toilet Block	7	0	0	7
		Office Room	3	0	1	2					
		Toilet Block	3	0	1	2					
6.	Bageshwar	No. of Schools	5	0	5	0	No. of Schools	7	0	7	0
		Class Room	10	0	10	0	Class Room	9	0	9	0
		Laboratory Room	5	0	5	0	Laboratory Room	5	0	5	0
		Library Room	5	0	5	0	Library Room	6	0	6	0
		Art & Craft Room	5	0	5	0	Art & Craft Room	7	0	7	0
		Computer Room	5	0	5	0	Computer Room	7	0	7	0
		Principal Room	5	0	5	0	Toilet Block	7	0	7	0
		Office Room	5	0	5	0					
		Toilet Block	5	0	5	0					
7.	Chamoli	No. of Schools	5	0	0	5	No. of Schools	19	0	1	18
		Class Room	10	0	0	10	Class Room	33	0	1	32
		Laboratory Room	5	0	0	5	Laboratory Room	12	0	1	11
		Library Room	5	0	0	5	Library Room	15	0	1	14
		Art & Craft Room	5	0	0	5	Art & Craft Room	19	0	1	18
		Computer Room	5	0	0	5	Computer Room	19	0	1	18
		Principal Room	5	0	0	5	Toilet Block	19	0	1	18
		Office Room	5	0	0	5					
		Toilet Block	5	0	0	5					
8.	Nainital	No. of Schools	5	0	1	4	No. of Schools	29	0	5	24
		Class Room	14	0	4	10	Class Room	51	0	8	43
		Laboratory Room	5	0	1	4	Laboratory Room	9	0	2	7
		Library Room	5	0	1	4	Library Room	24	0	3	21
		Art & Craft Room	5	0	1	4	Art & Craft Room	27	0	3	24
		Computer Room	5	0	1	4	Computer Room	26	0	4	22
		Principal Room	5	0	1	4	Toilet Block	29	0	5	24
		Office Room	5	0	1	4					
		Toilet Block	5	0	1	4					
9.	Pithoragarh	No. of Schools	6	0	5	1	No. of Schools	4	0	4	0
		Class Room	12	0	10	2	Class Room	6	0	6	0
		Laboratory Room	6	0	5	1	Laboratory Room	2	0	2	0
		Library Room	6	0	5	1	Library Room	4	0	4	0
		Art & Craft Room	6	0	5	1	Art & Craft Room	4	0	4	0
		Computer Room	6	0	5	1	Computer Room	4	0	4	0
		Principal Room	6	0	5	1	Toilet Block	4	0	4	0
		Office Room	6	0	5	1					
		Toilet Block	6	0	5	1					
10.	Rudraprayag	No. of Schools	2	0	0	2	No. of Schools	6	0	0	6
		Class Room	4	0	0	4	Class Room	11	0	0	11
		Laboratory Room	2	0	0	2	Laboratory Room	3	0	0	3
		Library Room	2	0	0	2	Library Room	5	0	0	5
		Art & Craft Room	2	0	0	2	Art & Craft Room	6	0	0	6
		Computer Room	2	0	0	2	Computer Room	6	0	0	6
		Principal Room	2	0	0	2	Toilet Block	6	0	0	6
		Office Room	2	0	0	2					
		Toilet Block	2	0	0	2					

S. No.	District	Up gradation	Sanc.	Progress			Strengthening	Sanc.	Progress		
				Complete	Under Construction	Un Started			Complete	Under Construction	Un Started
11.	US Nagar	No. of Schools	3	0	3	0	No. of Schools	8	0	7	1
		Class Room	12	0	12	0	Class Room	28	0	27	1
		Laboratory Room	3	0	3	0	Laboratory Room	3	0	3	0
		Library Room	3	0	3	0	Library Room	6	0	5	1
		Art & Craft Room	3	0	3	0	Art & Craft Room	7	0	6	1
		Computer Room	3	0	3	0	Computer Room	7	0	6	1
		Principal Room	3	0	3	0	Toilet Block	8	0	7	1
		Office Room	3	0	3	0					
		Toilet Block	3	0	3	0					
12.	Pauri	No. of Schools	3	0	1	2	No. of Schools	14	0	7	7
		Class Room	6	0	2	4	Class Room	21	0	10	11
		Laboratory Room	3	0	1	2	Laboratory Room	9	0	6	3
		Library Room	3	0	1	2	Library Room	11	0	8	3
		Art & Craft Room	3	0	1	2	Art & Craft Room	13	0	8	5
		Computer Room	3	0	1	2	Computer Room	13	0	8	5
		Principal Room	3	0	1	2	Toilet Block	14	0	8	6
		Office Room	3	0	1	2					
		Toilet Block	3	0	1	2					
13.	Tehri	No. of Schools	3	0	3	0	No. of Schools	12	0	10	2
		Class Room	6	0	6	0	Class Room	25	0	19	6
		Laboratory Room	3	0	3	0	Laboratory Room	9	0	9	0
		Library Room	3	0	3	0	Library Room	12	0	10	2
		Art & Craft Room	3	0	3	0	Art & Craft Room	12	0	10	2
		Computer Room	3	0	3	0	Computer Room	12	0	10	2
		Principal Room	3	0	3	0	Toilet Block	12	0	10	2
		Office Room	3	0	3	0					
		Toilet Block	3	0	3	0					
14.	Uttarakhand	No. of Schools	58	0	31	27	No. of Schools	139	2	52	85
		Class Room	140	0	80	60	Class Room	253	6	98	149
		Laboratory Room	58	0	31	27	Laboratory Room	73	0	37	36
		Library Room	58	0	31	27	Library Room	122	2	48	72
		Art & Craft Room	58	0	31	27	Art & Craft Room	132	2	48	82
		Computer Room	58	0	31	27	Computer Room	133	2	51	80
		Principal Room	58	0	31	27	Toilet Block	139	2	53	84
		Office Room	58	0	31	27					
		Toilet Block	58	0	31	27					

Purchase of Furniture

State Resource Group has prepared a suggestive list along with specification for procurement of school furniture. School Development & Management Committee approves the furniture to be purchased at school level.

Table 7.17 Suggestive List for Furniture

S. No.	Name of Furniture	Specification	Name of the Building/ Room	Total Nos. (Minimum)	Other Details
1	Armless Chair	Full Back Height 36 inch, Seating Frame 18Lx16W inch and length of front leg 16 inch with ¾ inch steel leg and 12MM ISI marked plywood with mica top's sitting and back seat or wooden chair with 2x2x2 inch leg with above specifications.	Class Room Library Room	1. Hilly Area 30 2. Plain Area 40 1. Hilly Area 30 2. Plain Area 40	Saal, Sagaun, Sheesham and Tun Wood

S. No.	Name of Furniture	Specification	Name of the Building/ Room	Total Nos. (Minimum)	Other Details
2	Student Desk	Desk frame of 48Hx20Lx12W inch with ¾ inch diameter steel pipe along with 24Lx16W inch and 12MM ISI marked plywood with mica top's sheet or wooden desk with 2x2x2 inch leg with above specifications and with 12MM ISI marked mica topped sheet.	Class Room	1. Hilly Area 30 2. Plain Area 40	Saal, Sagaun, Sheesham and Tun Wood
3	Reading Table	Reading Table for 06 person with divider in between 150Wx89Dx75H Cm. having top made of 18 mm particle board duly post frames, side and modesty panel made of 18 mm pre-laminated particle board duly edge banded with 2 mm edge banded tape provided at the edges. Foot rest should be provided at the bottom.	Library Room	04	
4	Reading Chair	Made from ½ " specially drawn steel bar in chrome finish w/o arms. Seat & Back having 9 mm ply and 1" thick pinhole rubber good quality and upholstered in superior quality cotton size. Seat Size = 14"x18" Size of the back = 17"x16"	Library Room	24	
5	Periodical Display Racks	Should have main and add on units with 5 compartments per unit. Each compartment should have with a pivoted inclined retractable metal tray for display purpose. The compartment behind the tray should have provision for storing. The units should be made from prime quality CRCA steel with Anty-Rust treatment and PLB 9Pre Laminated Board) side panels for stylish appearance and long life. Dimension 1890x290x400 mm per unit	Library Room	01	
6	Book Case	4 door book cases, made from prime quality CRCA steel of desired thickness with complete anti rust treatment. 10 lever cam lock with duplicate keys. Back case finished by removing all dents, burns & sharp edges from various components and then immediately after pickling all mild steel parts are duly powder coated upto 40-45 microns. Dimension (914 mm, L 320 mm, W 1742 mm, H 330 mm clear space) 20 gauge, side, back, bottom and shelves should be made of 22 gauge CRCA sheet. Front made of 4 transparent glass doors of 5 mm thickness having sliding shutters.	Library Room	10	

S. No.	Name of Furniture	Specification	Name of the Building / Room	Total Nos. (Minimum)	Other Details
7	News Paper Stand	Mede from good quality teak wood. Double sided having facility to store new paper.	Library Room	02	
8	Computer Table	Top made of 18 mm particle board, 2 mm edge bended finish, base made of CRC frame of cross section 25x25 mm (sq. pipe) not less than 18 gauge duly powder coated. Provision of CPU shelf at the bottom & sliding keyboard tray on roller channels Size 36"x25"x30"	Computer Room		
10	Stool	Plastic stool made from good quality plastic (Branded)	Laboratory Room Computer Room	20 30/40	Made of wood could be purchase if required
11	Steel Racks	5x2.5 Ft. four compartment all side open, joint with nut bolt, frame angle 35x35x5 mm.	Laboratory Room Office Room	04 01	
12	White Board	Good quality writing board 5x3.5 Ft.	Laboratory Room Office Room	01 02/04	
13	Steel Almirah with glass door	Steel almirah of size 78"x36"x19" having four shelf making 5 compartment without locker, Almirah side, back, back, bottom & shelves are made from mild steel sheets not less than 22 gauge. The door should make of mild steel sheet of not less than 20 gauges.	Laboratory Room Library Room Computer Room Office Room Art/Craft Room Principal Room	01 01 01 01 01 01	
14	Map Stand	----	Laboratory Room	02	
15	Curtain with fixing	----	Laboratory Room Library Room Computer Room Office Room Art/Craft Room Principal Room	As per requirement	
16	Podium	Made from good quality wooden	Laboratory Room	01	
17	Office Table	5.5"x3"x2.5" with three drawers and another side one drawer with door, 1.25"x1.25" square pipe 18 gauge mica top.	Office Room	02	Made of wood could be purchase if required
18	Plain Steel Almirah	Over All size: 1980x850x48 mm; specification 22 gauge. a) C.R. Sheet 22 gauge, thick primer. b) Shelves 4 nos. (5 compartments) fixed and front edge vending 25 mm and second edge bend 8 mm. c) Leg height 126 mm and width 75 mm duly welded riveted. d) Door support frame inside. e) Level rod 9 mm round or square. f) Hinges 6 nos. (Three in each side)	Laboratory Room Library Room Computer Room Office Room Art/Carft Room Principal Room Class Room	01 01 02 02 02 01 01 Each Room	Double Lock Almirah for Headmaster & Office Room

S. No.	Name of Furniture	Specification	Name of the Building / Room	Total Nos. (Minimum)	Other Details
		g) Key cover-one on front side or the door or superior quality. h) Dia. Cost chrome plated handle on front side of the door fitted with washer double nut. i) Lock 6 levers of the best quality. j) Welding/Revetting/ Bolting and pressing where ever required shall be as per slandered perspective. k) Surface finishing shall be done on furniture before painting by grinding, filling and empty paper process. l) One coat of metal prime and painting with spray 850.0 painting.			
19	Table Big	Overall size 5'x3'x3' specification; Steel square pipe 16 gauge 25x25mm (1" thick) frame	Principal Room	01	
20	Chair Big	Steel square pipe 16 gauge 25x25mm (1" thick) frame	Principal Room	01	
22	Chairs	Steel square pipe 16 gauge 25x25mm (1" thick) frame	Principal Room Class Room Office Room Computer Room Laboratory Room Library Room Art/Craft Room	08 01 Each Room 04 01 01 01 01	Made of high quality wood could be purchase
23	Table	L 900mm, W 600mm, H 750mm , structure 25mm steel square pipe 16 gauge top mica 18mm board	Class Room Office Room Computer Room Laboratory Room Library Room Art/Craft Room	01 Each Room 02 01 01 01 01	
24	Steel Rack	Four compartment, all side open, Joint with nut bolt, frame angle 35x35x5 mm	Library Room Laboratory Room	05 02	
25	File Cabinet	Four Drawers, Slandered size with best quality lock.	Principal Room Office Room	01 01	

Chapter - 8

Quality Related Programme

Academic, Training and Innovation

Academic, Training and Innovations wing of Rashtriya Madhyamik Shiksha Abhiyan, Uttarakhand is engaged in the enhancement of quality and incorporating innovations in the secondary education. The following activities were conducted by the RMSA in 2011-12:-

In Service Teacher Training



Workshop on Training Module Preparation

In service teacher training is an important intervention for quality improvement. Govt. of India approved 14260 teachers training of 2418 Govt. & Govt. Aided Schools and released Rs. 216.90 lakhs. The objectives of the training are new methodology of classroom teaching according NCF 2005, evaluation, question paper making etc. Subject Teachers of each school targeted for this training. Thus 8236 different subject teachers trained in 2011-12. Districtwise details as follows:-

Table 8.1 Districtwise & Subjectwise Progress of In Service Teacher Training

District	Subject	Trained Master Trainer	Teachers	
			Target	Trained
Almora	Maths	10	274	171
	English	10	227	150
	Science	10	203	142
	Social Science	10	451	233
	Hindi	0	270	0
	Physical Education	0	92	0
	Sanskrit	2	35	23
	Total	42	1552	719
Bageshwar	Maths	5	71	67
	English	5	60	56
	Science	6	47	42
	Social Science	4	130	126
	Hindi	0	95	0
	Physical Education	0	23	0
	Sanskrit	2	7	2
	Total	22	433	293
Champawat	Maths	6	81	56
	English	6	85	64
	Science	6	87	60
	Social Science	6	125	69

District	Subject	Trained Master Trainer	Teachers	
			Target	Trained
	Hindi	0	80	0
	Physical Education	0	23	0
	Sanskrit	2	19	11
	Total	26	500	260
Chamoli	Maths	6	254	220
	English	6	170	144
	Science	7	141	98
	Social Science	8	281	240
	Hindi	0	189	0
	Physical Education	0	134	0
	Sanskrit	2	37	28
	Total	29	1206	730
Dehradun	Maths	5	240	228
	English	5	205	176
	Science	5	190	170
	Social Science	9	254	213
	Hindi	0	239	0
	Physical Education	2	121	0
	Sanskrit	0	50	44
	Total	26	1299	831
Haridwar	Maths	4	101	89
	English	3	105	81
	Science	2	92	78
	Social Science	4	109	65
	Hindi	0	89	0
	Physical Education	0	28	0
	Sanskrit	2	20	20
	Total	15	544	333
Nainital	Maths	9	216	159
	English	9	203	159
	Science	10	238	194
	Social Science	11	345	230
	Hindi	0	206	0
	Physical Education	0	129	0
	Sanskrit	2	55	47
	Total	41	1392	789
Pauri	Maths	15	457	315
	English	10	361	265
	Science	13	301	190
	Social Science	9	521	365
	Hindi	0	358	0
	Physical Education	0	221	0
	Sanskrit	3	82	52
	Total	50	2301	1187
	Maths	10	188	141
	English	10	185	125

District	Subject	Trained Master Trainer	Teachers	
			Target	Trained
Pithoragarh	Science	10	151	111
	Social Science	9	351	261
	Hindi	0	177	0
	Physical Education	0	99	0
	Sanskrit	2	39	23
	Total	41	1190	661
Rudraprayag	Maths	4	178	141
	English	4	136	101
	Science	4	110	64
	Social Science	6	161	125
	Hindi	0	122	0
	Physical Education	0	58	0
	Sanskrit	2	44	8
	Total	20	809	439
Tehri	Maths	13	250	221
	English	14	243	274
	Science	13	194	163
	Social Science	14	373	289
	Hindi	0	268	0
	Physical Education	0	168	0
	Sanskrit	2	63	49
	Total	56	1559	996
US Nagar	Maths	9	163	163
	English	9	114	114
	Science	6	94	94
	Social Science	0	147	147
	Hindi	0	149	0
	Physical Education	0	65	0
	Sanskrit	2	12	12
	Total	26	744	530
Uttarkashi	Maths	6	125	125
	English	6	85	85
	Science	3	98	98
	Social Science	0	143	143
	Hindi	0	129	0
	Physical Education	0	71	0
	Sanskrit	2	18	17
	Total	17	731	468
Uttarakhand	Maths	102	2598	2096
	English	97	2179	1794
	Science	95	1946	1504
	Social Science	90	3391	2506
	Hindi	0	2371	0
	Physical Education	2	1232	0
	Sanskrit	25	481	336
	Total	411	14260	8236

In the year 2011-12 the Project Approval Board (PAB) for Rashtriya Madhyamik Shiksha Abhiyan gave approval for the Training of 14260 teachers. SCERT Uttarakhand had done Training Need Assessment (TNA) for 7 core subjects. The training need identification had been done by the feedback format from teachers and monitoring report from different level officers. The training modules developed according TNA and printed by SCERT had developed subjectwise state master trainer. Uttarakhand belongs to a different hilly terrine, so one training venue visualize for two or three development block. These training venues were BRC, DIET and those Govt. Inter College where residential facility and training hall were available.

Table 8.2 Subjectwise Progress of Trained Master Trainers through SCERT

Subject	State Level MT's	District Level MT's
Mathematics	09	102
English	11	97
Hindi	04	-
Sanskrit	07	27
Science	11	95
Social Science	10	90
Physical Education	11	-
Total	63	411

Principal/Headmaster Training



GOI has approved 5 days training of 2149 Principal and Head Master for the year 2011-12. The SIEMAT Uttarakhand is entrusted with the duty of imparting training to Principal and Head Master on management and leadership. The SIEMAT have conducted a workshop for TNA and develop training module. Thus training had been given at different training venues of district by cascade model. SIEMAT had trained district level Master Trainer. These district level Master Trainers had given the management and leadership training to Principals & Head Masters of Govt. and Govt. Aided Schools. The detail is given below:-

Table 8.3 Districtwise Progress of Principal and Head Master Training

S.No.	Name of District	Target	Achievement
1	Almora	242	213
2	Bageshwar	93	90
3	Chamoli	185	176
4	Champawat	80	75
5	Dehradun	202	183
6	Haridwar	89	46
7	Nainital	181	136
8	Pauri Garhwal	353	310

S.No.	Name of District	Target	Achievement
9	Pithoragarh	171	163
10	Rudraprayag	106	100
11	Tehri Garhwal	227	220
12	U.S. Nagar	119	114
13	Uttarkashi	101	101
Total		2149	1927

The Key Training Contents

1. Role and responsibilities of different committees constituted under RMSA.
2. Secondary Education Management and Information System (SEMIS).
3. Rashtriya Madhyamik Shiksha Abhiyan and Financial Management.
4. Art & Craft Education.
5. Establishment and Implementation of Science & Maths Lab.
6. National Curriculum Framework 2005.
7. Implementation of Library.
8. Comprehensive & continues, Evaluation (CCE) and Action Research.
9. Implementation of Student and Teacher Excursion.
10. Integrated Education (IEDSS).
11. School Planning.

New Recruited Teacher Training

GOI have approved 5 days training for newly recruited teachers in Govt. Schools. State Govt. had recruited 567 teachers in Govt. Schools. The content of the training were school functioning, class room process, school documents, financial management etc. The progress of the training is as follows:-

Table 8.4 Districtwise Progress of Newly Recruited Teacher

S.No.	Name of District	Target	Achievement
1	Almora	77	59
2	Bageshwar	49	49
3	Chamoli	49	46
4	Champawat	35	28
5	Dehradun	49	67
6	Haridwar	63	62
7	Nainital	42	44
8	Pauri Garhwal	28	27
9	Pithoragarh	56	51
10	Rudraprayag	21	20
11	Tehri	42	42
12	U.S. Nagar	28	12
13	Uttarkashi	28	27
Total		567	534

Training Methodology

The training methodology for Principal/Head Masters and Newly recruited teachers adopted based on adult learning principles (Andragogy) suitable to the trainees. It had focused on the use of those methods which involve participants and seek their contributions. Discussion (individuals as well as group), activity based presentations were adopted.

Study Tour for Teachers

In the FY 2011-12, plan was approved by the Govt. of India for excursion tour of 1918 teachers. Teachers of Mathematics, English and Physical Education from Govt. schools were selected. The selection criterion for English and Math teachers was based on their class 10th results of previous three years. Similarly, the participation of students at the State and National level sports events was the selection criteria for Physical Education teachers. For their capacity building, teacher excursion was organized in the following prestigious institutes:-



Maths Teacher of Uttarakhand at IIT Mumbai

1. Sports Authority of India, Bhopal for Physical Education teachers
2. The English and Foreign Languages University, Hyderabad for English teachers
3. Indian Institute of Technology, Mumbai for Math teachers

Project reports were prepared by these teachers and submitted to the concerned District Project Officer, RMSA. These teachers also prepared action plan to inculcate their learning into their teaching-learning process

Table 8.5 Districtwise Progress of Study Tour for Teachers

S. No.	District	Sanc.	No. of Teachers Subjectwise			DRPs	SPO's Rep.	Total
			Physical Education	English	Maths			
1	Almora	220	12	21	23	1	0	57
2	Bageshwar	76	9	18	22	1	0	50
3	Champawat	74	9	18	22	1	0	50
4	Chamoli	166	9	18	23	1	1	52
5	Dehradun	146	9	18	23	1	0	51
6	Haridwar	114	9	18	23	1	1	52
7	Nainital	165	9	18	23	1	1	52
8	Pauri Garhwal	277	15	21	23	1	0	60
9	Pithoragarh	162	9	18	23	1	0	51
10	Tehri	223	9	18	23	1	1	52
11	Rudraprayag	94	9	18	22	1	0	50
12	U.S. Nagar	99	9	18	23	1	1	52
13	Uttarkashi	102	9	18	23	1	0	51
Total		1918	126	240	296	13	5	680

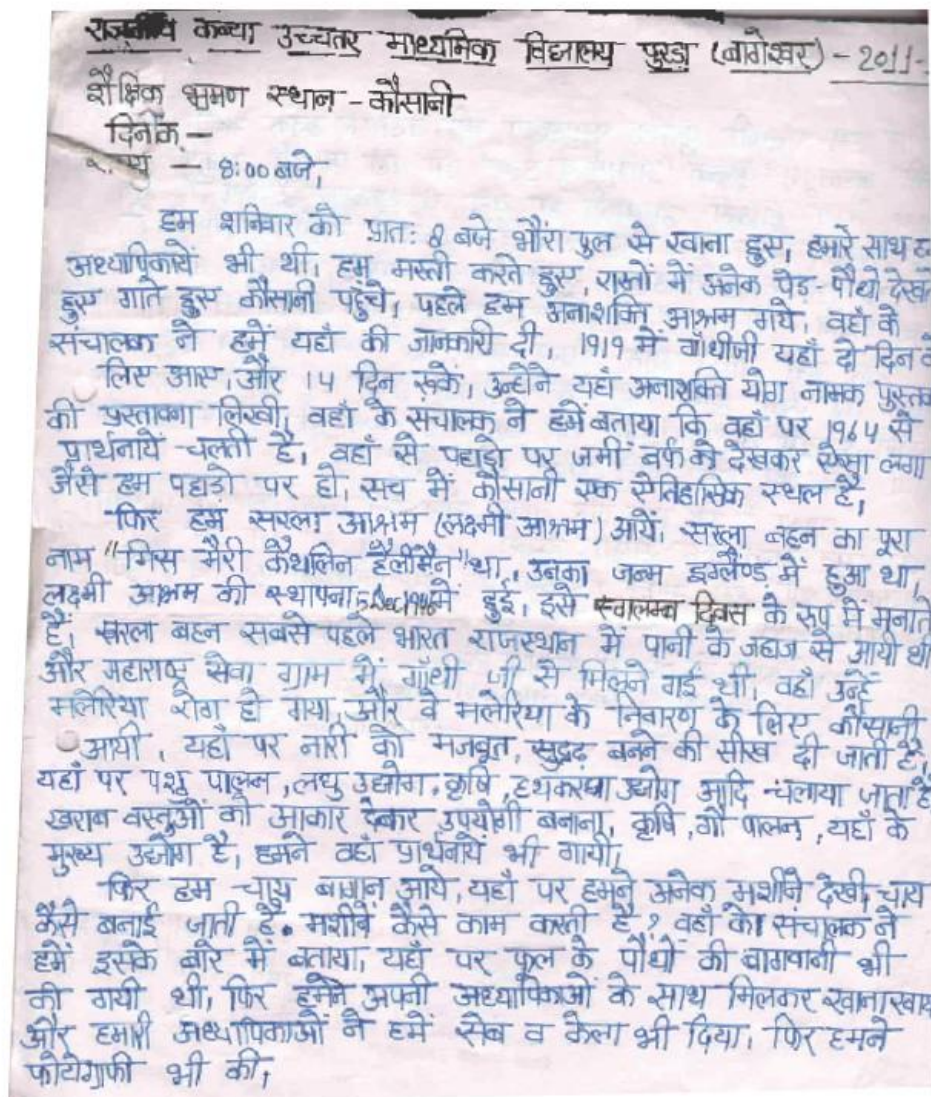
Excursion Tour for Students

Student excursion tours were organized by every SMDC for the students of class 10th in view to connect their knowledge with practical world. A road map was prepared by the SMDC for student excursion. A three member



committee was formed under the chairmanship of the Principal. The committee selected the site for excursion among industrial institute, national reserve forest, sanctuaries, museum, scientific laboratories, observatories, historical monument, power houses, District Magistrate's office, banks, medical and engineering colleges, Institutes of environmental sciences, Institute associated with art and culture. Projects were prepared by the students under the guidance of nodal teacher.

Students getting information about Micro Hydro Projects under Educational Tour



An Educational Tour Report prepared by a Student

Table 8.6 Districtwise Progress of Excursion Tour for Students

S.No.	Name of District	Target	Achievement
1	Almora	10218	10145
2	Bageshwar	3895	3895
3	Chamoli	7447	7447
4	Champawat	3637	3637
5	Dehradun	8070	8070
6	Haridwar	3195	3198
7	Nainital	9624	9624
8	Pauri Garhwal	9519	9188
9	Pithoragarh	7630	7630
10	Rudraprayag	4676	4676
11	Tehri	11432	11432
12	U.S. Nagar	10052	10052
13	Uttarkashi	5787	5787
Total		95182	94781

School Grant

School Management and Development Committee have been constituted at every Govt. Secondary School. The Joint Bank Account of SMDC has been opened in nationalized bank. GOI have approved Rs. 939.50 lakhs School Grant for 1879 Govt. Secondary Schools for the year 2011-12 which is released to SMDC. SMDC Rs. 20000/- have used for repair and replacement of lab consumable. Rs. 5000/- have used to promote science and maths at school level. For these different activities such as science seminar, drama, quiz and exhibition etc. had conducted. Every school conducted each activity every month. Rs. 10000/- had expense on book, magazine, news paper and Rs. 15000/- for water and electricity bill and other activities which are approved by SMDC. The progress of School Grant as follows:-

Table 8.7 Districtwise Approved School Grant

S.No.	Name of District	No. of Schools	Rate (In Lakhs)	Total (In Lakhs)
1	Almora	220	0.50	110.00
2	Bageshwar	76	0.50	38.00
3	Chamoli	166	0.50	83.00
4	Champawat	76	0.50	38.00
5	Haridwar	60	0.50	30.00
6	Dehradun	149	0.50	74.50
7	Nainital	166	0.50	83.00
8	Pauri Garhwal	282	0.50	141.00
9	Pithoragarh	165	0.50	82.50
10	Rudraprayag	94	0.50	47.00
11	Tehri Garhwal	226	0.50	113.00
12	U.S. Nagar	99	0.50	49.50
13	Uttarkashi	100	0.50	50.00
Total		1879	0.50	939.50

Table 8.8 Districtwise Progress of School Grant

S.No.	Name of District	No. of Schools	Rate (In Lakhs)	Total (In Lakhs)
1	Almora	222	0.50	111.00
2	Bageshwar	76	0.50	38.00
3	Chamoli	167	0.50	83.50
4	Champawat	76	0.50	38.00
5	Haridwar	57	0.50	28.50
6	Dehradun	146	0.50	73.00
7	Nainital	165	0.50	82.50
8	Pauri Garhwal	282	0.50	141.00
9	Pithoragarh	165	0.50	82.50
10	Rudraprayag	94	0.50	47.00
11	Tehri Garhwal	226	0.50	113.00
12	U.S. Nagar	99	0.50	49.50
13	Uttarkashi	100	0.50	50.00
	Total	1875	0.50	937.50

Book Fair

To develop reading habits and in view to connect students' knowledge with the practical world, book fairs are



Teacher & Students getting information in a Book Fair

organized at district level. Local, State and National Level publishers were invited to participate. Students, teachers, parents, community members and people's representatives were invited. An eight membered "book selection committee" was constituted under the chairmanship of District Project Officer, RMSA. This committee included parents, SMDC members and students. A suggestive list was prepared by the committee for the benefit of students and teachers alike. Books were purchased by the schools directly from the publishers.

Promotion of Science

Every Government school conducts science competition at school level every month. The aim of these competitions is to develop interest in the field of science and scientific vision and thinking among the students. Events are organized for this purpose every month as prescribed by NCERT viz. science dramas, science seminars, science exhibitions, science quizzes etc. The students selected at school level competition participate at the block level and those who selected at the block level participate at the district level. Expenses for conducting District and Block level events as approved by the Govt. of India for the financial year 2011-12 amounted to Rs. 1.00 lakh per district.

Promotion of Art & Craft

227 Govt. Secondary Schools were selected under this scheme. The schools were selected on the criteria of enrolment, availability of trained personnel and skilled craftsmen in the catchment area and those Art and Crafts



Students Learning Local Craft

were prioritized which are at the edge of extinction or which are beneficial in curricular studies. This activity was also organized in perspective of NCF, 2005 to encourage art and craft productions among the students. Wood carving, wax candles, paintings, folk dances, folk music, local musical instruments and indigenous knowledge of herbal medicines were given preference. The activities were organized by SMDCs under which training was imparted for upto 45 days by the local experts and artisans. Related projects were prepared by the students. District level exhibitions were not organized as the Govt. of India did not sanction the requisite grants.

Table 8.9 Districtwise Progress of Art & Craft Promotion

S.No.	Name of District	No. of Schools	Rate (In Lakhs)	Total (In Lakhs)
1	Almora	23	0.20	4.60
2	Bageshwar	06	0.20	1.20
3	Chamoli	15	0.20	3.00
4	Champawat	08	0.20	1.60
5	Haridwar	57	0.20	11.40
6	Dehradun	23	0.20	4.60
7	Nainital	16	0.20	3.20
8	Pauri Garhwal	15	0.20	3.00
9	Pithoragarh	16	0.20	3.20
10	Rudraprayag	06	0.20	1.20
11	Tehri Garhwal	09	0.20	1.80
12	U.S. Nagar	21	0.20	4.20
13	Uttarkashi	12	0.20	2.40
Total		227	0.20	45.40

Special Teaching for Minority Students

GOI had approved special teaching for 2907 students in minority dominated districts of Haridwar and US Nagar. Special teaching has been given in Maths, Science & English. Selection criteria of the students were less than 40% marks obtained by the student in these subjects in 9th examination. Special teaching had been given one hour before or after school time by the subject teacher of concern school.

Table 8.10 Progress of Special Teaching for Minority Students

S.No.	District	Selected Block	Selected Students	Rate (In Lakhs)	Total (In Lakhs)
1	Haridwar	06	1810	0.005	9.050
2	U.S. Nagar	07	1097	0.005	5.485
Total		13	2907	0.005	14.535

Guidance and Counselling

Guidance and Counselling Programme have been started in the state for the awareness of children about selection of vocation in future and different challenges occurs in adolescence. In the 1st phase state level



Guidance & Counseling - State Resource Group Meeting

Guidance and Counselling Cell had constituted in SCERT Narenda Nagar, Uttarakhand. 5 posts Psychologist and Councillors had created additional to the expert of SCERT. State Resource Group (SRG) had been constituted for effective implementation. Psychologist, Councillors, Professors, Teachers and Guardian were included in SRG. Guidance and Counselling Cell at DIET for District Level had been constituted. One post of Research Assistant had been created for each district. Guidance and Counselling corner will established at each school and the training of principal and one teacher of each school will be proposed next year.

Lab Equipments

Rs. 1.00 lakh had been released to Government Secondary School for the activity based on learning process. State Resource Group have prepared a suggestive list of Lab Equipments with specifications and sent it to every school. The equipment had purchased by SMDC according to their need.

Table 8.11 Districtwise Progress of Lab Equipments

S. No.	District	2009 - 10	2010 - 11	2011 - 12
1	Dehradun	98	07	0
2	Haridwar	30	08	0
3	Tehri	100	09	0
4	Uttarkashi	50	01	0
5	Pauri	45	09	0
6	Chamoli	104	12	0
7	Rudraprayag	49	03	0
8	Almora	105	05	0
9	Bageshwar	30	05	0
10	Champawat	34	&	0
11	Nainital	113	09	0
12	Pithoragarh	&	02	0
13	US Nagar	50	03	0
	Total	808	73	0

Table 8.12 Suggestive List of Lab Equipment for Integrated Lab**Biology**

S.No.	Name of Equipment	Specification	Purpose
1	Microscope	I.S.I. Mark I Piece 10X15 obj. 10X45	For the study for different slide
2	Human Body Skeleton (Model)	Fibre glass 3D Model	For the study of different parts of the human body
3	Digestive System (Model)	Fibre glass 3D Model	For the study of different parts of the digestive system
4	Respiratory System (Model)	Fibre glass 3D Model	For the study of different parts of the respiratory system
5	Excretory System (Model)	Fibre glass 3D Model	For the study of different parts of the excretory system
6	Circulatory System (Model)	Fibre glass 3D Model	For the study of different parts of the circulatory system
7	Human Brain (Model)	Fibre glass 3D Model	For the study of different parts of the human body
8	Nervous System (Model)	Fibre glass 3D Model	For the study of nervous system
9	Heart – 4 parts	Fibre glass 3D Model	For the study of heart
10	Endocrine System	Fibre glass 3D Model	For the study of functioning of human body
11	Animal Cell	Fibre glass 3D Model	For the study of structural and functioning of animal
12	Plant Cell	Fibre glass 3D Model	For the study of structural and functioning of plant
13	Stomata	Fibre glass 3D Model	For the study of respiratory and evaporation methods
14	T.S. Root	Fibre glass 3D Model	For the study of TS root
15	T.S. Stem	Fibre glass 3D Model	For the study of TS stem
16	At least one-one model of Plants and Animal Kingdom	Fibre glass/Plastic Moulded 3D Model	For the study of differentiating between plants and animals
17	Di-Section Box	17 Equipments of Stainless Steel	For Practical
18	Human Eye	Fibre glass 3D Model	For the study of functioning of eye
19	Educational CD of Discovery and National Geography		

Physics






S.No.	Name of Equipment	Specification	Purpose
1	Stop Watch	With fly back action Deluxe Quality, least count 1/10 sec. ISO Certified	For the measurement of time
2	Thermometer(Max. – Min.)	Indian Deluxe Quality (Celsius) ISO Mark	For the measurement of temperature
3	Lactometer	Standard Size, ISO Mark	For the measurement of purity of milk
4	Spring Balance 500 gm	Metallic Body with zero adjustment device (ISI/ISO Mark)	For the measurement of weight



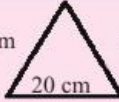
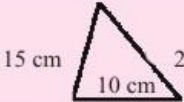
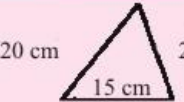
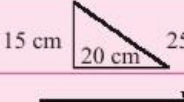

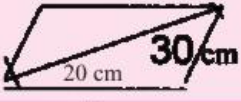
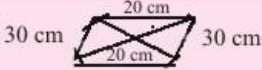
S.No.	Name of Equipment	Specification	Purpose
5	Physical Balance	Digital up to 200 gm, sensitivity 1mgm (ISI/ISO Mark)	For the measurement of mass
6	Weight Box	1 gm to 200 gm	For the measurement of mass
7	Fractional Weight Box	1 mgm to 500 mgm	For the measurement of mass
8	Dynamo	AC-DC Current with horizontal wheel	For the change mechanical energy to electric energy
9	Motor AC/DC	06 Volt	For the change electric energy to mechanical energy
10	Optical Bench	Metallic length 1 meter with uprights	For experiment of light
11	Magnifier	Dia. 100 mm metal frame in steel body	For the seeing of micro objects
12	Compass Needle	Campus needle with both side glass	
13	Bar Magnet	Powerful Alnico alloy with case 2" and 3" length	Magnetic nature of magnetic line
14	Horse Shoe Magnet	U shape Powerful Alnico alloy 3"	Magnetic nature of magnetic line
15	Card Board	Hard board ply made	For sound reflection
16	Battery	06 volt (Dry Battery)	For motor and electric experiment
17	Charger	12 volt charger	For the charge of battery
18	Volt Meter	0-5 Volt DC (ISO mark) Deluxe quality	For the measurement of potential deference
19	Volt Meter	0-12 Volt DC (ISO mark) Deluxe quality	For the measurement of potential deference
20	Ammeter	0-1 amp. DC Bakelite Base (Deluxe) Quality ISO Mark	Measurement of current
21	Ammeter	Bakelite Base and 0-250 mill amp. (Deluxe) Quality ISO Mark	Measurement of current
22	One Way Plug Key	Bakelite Base Brass parts with terminal	On/Off of current
23	Tow Way Plug Key	Bakelite Base Brass parts with terminal	On/Off of current
24	Rheostat	4 cm – 5 cm diameter tube round with eureka wire & mounted. length 20 cm	Change the current
25	Rheostat Wire One Ohm & Two Ohm	length -20 cm Cupper	For the connections
26	Tuning Fork With Pad	According to Diatonic Scale 128, 256, 360, 512, 640, 1024 Hertz	For different frequency of sound
27	Cell Container	With cell	For cell
28	Tool Kit	100 pieces kit all type of general work	- - -
29	Electric Current Tester	ISI Mark	For the flow of current
30	Multi Meter (Digital)	ISO Mark	For the measurement of current, voltage, resistance etc.
31	Galvanometer	30-0-30 Sensitivity Deluxe Quality	For the flowing of current

Chemistry





S.No.	Name of Equipment	Specification	Purpose
1	Vas Bottle	Plastic ½ lt. 250ml, 500ml	For Water Purification
2	Tri Pod Stand	Triangular 6" height (Iron)	To keep Dish
3	Test Tube Holder	Steel metal standard size	To Hold Test Tube
4	Funnel Stand Table	Metallic standard size	For Funnel
5	Chemical Balance	1/5 mg single & double (ISI/ISO Mark)	For Titration
6	Mortar	China Clay (Dia. 2.5")	To Grind Chemicals
7	Wire Mesh	Heavy gauze (Dia. 3")	For Proliferation of Heat
8	Measurement Bottle (Plastic)	50ml, 100ml, 250ml	To Measure Liquids
9	Periodic Table (Mendilif and Modern Table)	Plastic Coated (Standard size)	For the Knowledge of Elements
10	Sprit Lamp	Brass 125ml	To Heat the Liquid and Element
11	Tongs	Iron 8 inch long	-
12	Test Tube Stand	Plastic 12 Hole	For Test Tube
13	Stand with clamp	Iron heavy base	To Hold the Flask
14	Glazed Tile	Standard size	To Find out pH
15	LPG Cylinder	2 Kg with Burner ISI Mark	For Heating Purpose

Table 8.13 Suggestive List for Equipment of Integrated Maths Lab at High School Classes

S.No.	Name of Equipment	Size & Specification	Purpose
1	Semi Sphere No. 2	 $r = 5\text{cm}$	Wood For Geometry
2	Circle	 $r = 10\text{cm}$	Wood For Geometry
3	Solid Cone	 $h = 20\text{ cm}$ $r = 5\text{ cm}$	Wood For Geometry
4	Frustum	 $r_1 = 10\text{ cm}$ $r_2 = 7\text{ cm}$	Wood For Geometry
5	Hollow Cone	 $h = 20\text{ cm}$ $r = 5\text{ cm}$	Wood For Geometry
6	Solid Cylinder	 $r = 5\text{ cm}$ $h = 20\text{ cm}$	Wood For Geometry
7	Hollow Cylinder	 $r = 5\text{ cm}$ $h = 20\text{ cm}$	Wood For Geometry q
8	Cuboid	 15 cm 20 cm	Wood For Geometry
9	Cube		Wood For Geometry

S.No.	Name of Equipment	Size & Specification	Purpose
10		 $r = 5\text{cm}$	Wire For Geometry
11	Semi Circle	 $r = 15\text{cm}$	Wire For Geometry
12	Graph Chart Plastic Colourful	2 feet x 2 feet	Plastic ISO Approved For Solid Geometry
13	Equilateral Triangle 20×20×20 cm		Wood For Solid Geometry
14	Isosceles 20×30×40 cm		Wood For Solid Geometry
15	Scalene Triangle 20×30×30 cm		Wood For Solid Geometry
16	Right Angle Triangle		Wood For Solid Geometry
17	Rectangle Frame 30×20cm		Wood For Rectangle
18	Parallelogram Frame		Wood For Calculation the Area
19	Rhombus Frame		Wood For Calculation the Area

Maths Kit

S.No.	Name of Equipment	Size & Specification	Purpose
1	Scale Meter(100 cm)		Metallic
2	Compass (Big)		Metallic
3	Protector (Big)		Plastic
4	Set Square		Plastic
5	Plastic Block Chart		Plastic
6	Glass/Plastic Marbles 100 (r = 5 cm) (Green, Blue, Yellow, Red and Black)		Plastic Probability

Social Studies

S.No.	Name of Equipment	Specification	Purpose
1	Model of Historical Building	Plastic	To understand the Historical Facts
2	Globe	Plastic Coated (Dia. 30cm)	To understand the Geographical Facts
3	World, Asia, India, Uttarakhand, District Map (Physical and Political)	Plastic Coated (Approved from Survey of India) (Demography & Geographical Science)	To understand the Geographical Facts
4	National and State Symbols	Plastic	
5	Encyclopaedia (CD)		
6	Barometer		
7	Related to Geographical Facts		
8	Educational CD of Discovery and National Geography		

School Management & Development Committee (SMDC)



Every Govt. School of the State had constituted School Management and Development Committee in which 20 members are nominated including community member. The execution and procurement for all activities had done by SMDC under RMSA. GOI have approved two days training of 28185 SMDC's members.

Table 8.14 Districtwise Progress of SMDC Member's Training

S. No.	District	No. of School	No. of SDMC Member
1	Almora	220	3300
2	Bageshwar	76	1140
3	Champawat	76	1140
4	Chamoli	165	2475
5	Dehradun	148	2220
6	Haridwar	57	855
7	Nainital	165	2475
8	Pauri	282	4230
9	Pithoragarh	165	2475
10	Tehri	226	3390
11	Rudraprayag	94	1410
12	US Nagar	99	1485
13	Uttarkashi	100	1500
Total		1873	28095

The training need assessment had done through District Project Office and Principals. After analysis of TNA State Research Group had develop training package "Abhiyudaya" for the member of School Management and Development Committee. District Master Trainers had trained on this package by state. District Master Trainers had trained 2-2 Master Trainer for each school at district level and these school level master trainer trained SMDC members at school level.

Lab Attendant in Existing School

GOI have sanctioned 1766 posts of Lab Assistant for existing schools for activity based and child centred teaching learning of science and maths. One lab assistant had working in each Govt. Secondary School. These lab assistant deputed by outsource agency. Districtwise sanctioned posts are as:-

Table 8.15

S. No.	District	Sanctioned Post of Lab Attendant
1	Almora	209
2	Bageshwar	69
3	Champawat	69
4	Chamoli	158
5	Dehradun	135
6	Haridwar	48
7	Nainital	158
8	Pauri	273
9	Pithoragarh	151
10	Tehri	219
11	Rudraprayag	90
12	US Nagar	91
13	Uttarkashi	96
Total		1766

Maths Kit

Maths subject being considered as a tough subject. Students always try to escape of it. The State Resource Group had identified the Mathematical Kits/Equipments to impart knowledge of maths in a easy way. The School Management and Development Committee of school purchased the kit. GOI had approved 06 Maths Kit per school.

Table 8.16

S. No.	District	Target	Achievement
1	Almora	210	209
2	Bageshwar	69	69
3	Chamoli	158	158
4	Champawat	69	69
5	Dehradun	134	134
6	Haridwar	48	47
7	Nainital	160	158
8	Pauri Garhwal	273	272
9	Pithoragarh	150	150
10	Rudraprayag	93	90
11	Tehri	221	217
12	U.S. Nagar	91	91
13	Uttarkashi	98	96
Total		1774	1760