

GROWTH OF SCHOOLS 1950-1992 (State-wise)



Government of India
Ministry of Human Resource Development
Department of Education
(Planning, Monitoring & Statistics Division)
New Delhi
1997



PREFACE

This Publication is being brought out in the 50th year of our independence. This publication is in three volumes; Vol. I, Vol. II and Vol. III. The present volume gives detailed information about the number of schools of various categories, State-wise and UT-wise after independence.

After independence State Reorganisations Commissions were set up to determine the territorial jurisdiction of States/UTs while some UTs were upgraded to States. This has resulted in metamorphic changes which need to be taken into account. The period after 1950-51 to 1992-93 has been divided into three sub-periods from (i) 1950-51 to 1958-59, (ii) 1959-60 to 1969-70 and (iii) 1970-71 to 1992-93 in order to have comparability between the States during these periods. It has been a very tardy and laborious work attempted by the staff and officers of Statistics Division and CMIS Unit. I shall be glad to place on records my appreciation especially for officers viz Dr. R.S. Thakur, Joint Director (Plg), S/Shri R.C. Srivastava, Assistant Director, S.S. Malkani, AEO, S.C. Gupta and Subhash Chander, AEO, Krishan Kumar and Om Prakash, Programmers who have made it possible to bring out all Statewise data of those years at one place.

New Delhi

24th Oct. 1997

NIEPA DC



D09920

(M.C. Satyawadi)

ADDITIONAL SECRETARY

MINISTRY OF HUMAN RESOURCE DEVELOPMENT

DEPARTMENT OF EDUCATION

NEW DELHI

LIBRARY & DOCUMENTATION CENTRE
National Institute of Educational
Planning and Administration.
J.P.S. Sri Aurobindo Marg,
New Delhi-110016
DOC. No. D-9920
Date 31-7-98

PROJECT STAFF

Dr. R.S. THAKUR	JOINT DIRECTOR (P.G.)
Shri S.S. Malkani	Assistant Education Officer
Shri R.B. Tripathi	Sr. Investigator
Km. Sushma Sharma	Personal Assistant
Smt. Renu Walia	Statistical Assistant
Shri Om Prakash	Programmer

1000

1000



C O N T E N T S

PREFACE	Page No
INTRODUCTION	(i)
SUMMARY TABLES	(ii)-(viii) (ix) to (xii)

Table	Subject	Year	
I	Number of Recognised Educational Institutions In India-Primary/Junior Basic Schools	1950-51	1
II	- do -	1951-52	2
III	- do -	1952-53	3
IV	- do -	1953-54	4
V	- do -	1954-55	5
VI	- do -	1955-56	6
VII	- do -	1956-57	7
VIII	- do -	1957-58	8
IX	- do -	1958-59	9
X	- do -	1959-60	10
XI	- do -	1960-61	11
XII	- do -	1961-62	12
XIII	- do -	1962-63	13
XIV	- do -	1963-64	14
XV	- do -	1964-65	15
XVI	- do -	1965-66	16
XVII	- do -	1966-67	17
XVIII	- do -	1967-68	18
XIX	- do -	1968-69	19
XX	- do -	1969-70	20
XXI	- do -	1970-71	21
XXII	- do -	1971-72	22
XXIII	- do -	1972-73	23
XXIV	- do -	1973-74	24
XXV	- do -	1974-75	25
XXVI	- do -	1975-76	26
XXVII	- do -	1976-77	27
XXVIII	- do -	1977-78	28
XXIX	- do -	1978-79	29
XXX	- do -	1979-80	30
XXXI	- do -	1980-81	31
XXXII	- do -	1981-82	32
XXXIII	- do -	1982-83	33
XXXIV	- do -	1983-84	34
XXXV	- do -	1984-85	35
XXXVI	- do -	1985-86	36
XXXVII	- do -	1986-87	37
XXXVIII	- do -	1987-88	38
XXXIX	- do -	1988-89	39
XL	- do -	1989-90	40
XLI	- do -	1990-91	41
XLII	- do -	1991-92	42
XLIII	- do -	1992-93	43

Table	Subject	Year	Page No
	Number of Recognized Educational institutions in India -		
XLIV	Upper Primary/Middle/Sr. Basic Schools	1950-51	44
XLV	- do -	1951-52	45
XLVI	- do -	1952-53	46
XLVII	- do -	1953-54	47
XLVIII	- do -	1954-55	48
XLIX	- do -	1955-56	49
L	- do -	1956-57	50
LI	- do -	1957-58	51
LII	- do -	1958-59	52
LIII	- do -	1959-60	53
LIV	- do -	1960-61	54
LV	- do -	1961-62	55
LVI	- do -	1962-63	56
LVII	- do -	1963-64	57
LVIII	- do -	1964-65	58
LIX	- do -	1965-66	59
LX	- do -	1966-67	60
LXI	- do -	1967-68	61
LXII	- do -	1968-69	62
LXIII	- do -	1969-70	63
LXIV	- do -	1970-71	64
LXV	- do -	1971-72	65
LXVI	- do -	1972-73	66
LXVII	- do -	1973-74	67
LXVIII	- do -	1974-75	68
LXIX	- do -	1975-76	69
LXX	- do -	1976-77	70
LXXI	- do -	1977-78	71
LXXII	- do -	1978-79	72
LXXIII	- do -	1979-80	73
LXXIV	- do -	1980-81	74
LXXV	- do -	1981-82	75
LXXVI	- do -	1982-83	76
LXXVII	- do -	1983-84	77
LXXVIII	- do -	1984-85	78
LXXIX	- do -	1985-86	79
LXXX	- do -	1986-87	80
LXXXI	- do -	1987-88	81
LXXXII	- do -	1988-89	82
LXXXIII	- do -	1989-90	83
LXXXIV	- do -	1990-91	84
LXXXV	- do -	1991-92	85
LXXXVI	- do -	1992-93	86

Table	Subject	Year	Page No
LXXXVII	Number of Recognized Educational Institutions - In India - High/Post Basic Schools	1950-51	87
LXXXVIII	- do -	1951-52	88
LXXXIX	- do -	1952-53	89
LXL	- do -	1953-54	90
LXLI	- do -	1954-55	91
LXLII	- do -	1955-56	92
LXLIII	- do -	1956-57	93
LXLIV	- do -	1957-58	94
LXLV	- do -	1958-59	95
LXLVI	- do -	1959-60	96
LXLVII	- do -	1960-61	97
LXLVIII	- do -	1961-62	98
LXLIX	- do -	1962-63	99
LL	- do -	1963-64	100
LLI	- do -	1964-65	101
LLII	- do -	1965-66	102
LLIII	- do -	1966-67	103
LLIV	- do -	1967-68	104
LLV	- do -	1968-69	105
LLVI	- do -	1969-70	106
LLVII	- do -	1970-71	107
LLVIII	- do -	1971-72	108
LLIX	- do -	1972-73	109
LLX	- do -	1973-74	110
LLXI	- do -	1974-75	111
LLXII	- do -	1975-76	112
LLXIII	- do -	1976-77	113
LLXIV	- do -	1977-78	114
LLXV	- do -	1978-79	115
LLXVI	- do -	1979-80	116
LLXVII	- do -	1980-81	117
LLXVIII	- do -	1981-82	118
LLXIX	- do -	1982-83	119
LLXX	- do -	1983-84	120
LLXXI	- do -	1984-85	121
LLXXII	- do -	1985-86	122
LLXXIII	- do -	1986-87	123
LLXXIV	- do -	1987-88	124
LLXXV	- do -	1988-89	125
LLXXVI	- do -	1989-90	126
LLXXVII	- do -	1990-91	127
LLXXVIII	- do -	1991-92	128
LLXXIX	- do -	1992-93	129

Table	Subject	Year	Page No.
Number of Recognized Educational Institutions in India -			
Higher Sec./Sr. Secondary Schools			
LLXXX	Intermediate Colleges.	1950-51	130
LLXXXI	- do -	1951-52	131
LLXXXII	- do -	1952-53	132
LLXXXIII	- do -	1953-54	133
LLXXXIV	- do -	1954-55	134
LLXXXV	- do -	1955-56	135
LLXXXVI	- do -	1956-57	136
LLXXXVII	- do -	1957-58	137
LLXXXVIII	- do -	1958-59	138
LLXXXIX	- do -	1959-60	139
LLXL	- do -	1960-61	140
LLXLI	- do -	1961-62	141
LLXLII	- do -	1962-63	142
LLXLIII	- do -	1963-64	143
LLXLIV	- do -	1964-65	144
LLXLV	- do -	1965-66	145
LLXLVI	- do -	1966-67	146
LLXLVII	- do -	1967-68	147
LLXLVIII	- do -	1968-69	148
LLXLIX	- do -	1969-70	149
LLL	- do -	1970-71	150
LLLI	- do -	1971-72	151
LLLII	- do -	1972-73	152
LLLIII	- do -	1973-74	153
LLLIV	- do -	1974-75	154
LLLV	- do -	1975-76	155
LLLVI	- do -	1976-77	156
LLLVII	- do -	1977-78	157
LLLVIII	- do -	1978-79	158
LLLXIX	- do -	1979-80	159
LLLX	- do -	1980-81	160
LLLXI	- do -	1981-82	161
LLLXII	- do -	1982-83	162
LLLXIII	- do -	1983-84	163
LLLXIV	- do -	1984-85	164
LLLXV	- do -	1985-86	165
LLLXVI	- do -	1986-87	166
LLLXVII	- do -	1987-88	167
LLLXVIII	- do -	1988-89	168
LLLXXIX	- do -	1989-90	169
LLLXX	- do -	1990-91	170
LLLXXI	- do -	1991-92	171
LLLXXII	- do -	1992-93	172

INTRODUCTION

This publication presents number of recognised schools in India since independence i.e. from the year 1950-51 to 1992-93. The number of recognised schools has further been distributed according to States and Union Territories.

2. At All India level, number of Primary/ Junior Basic Schools has trebled from 209671 in 1950-51 to 571248 in 1992-93. In case of Upper Primary/Middle/Senior Basic schools, these have increased from 13596 in 1950-51 to 1,58,498 during 1992-93. The increase has been more than 11 times during this period. Further total number of High/Post basic/Hr.Secondary/Senior Secondary schools has increased by 9 times during the same period from 7416 during 1950-51 to 84608 during 1992-93. This astonishing increase is partly due to introduction of 10+2 system of education by the States in different years and partly due to the expansion of schooling facilities to make these facilities available nearby and also in order to cover uncovered areas/habitations.

3. Sub-Table I below indicates the number of schools of different types from the year 1950 to 1992.

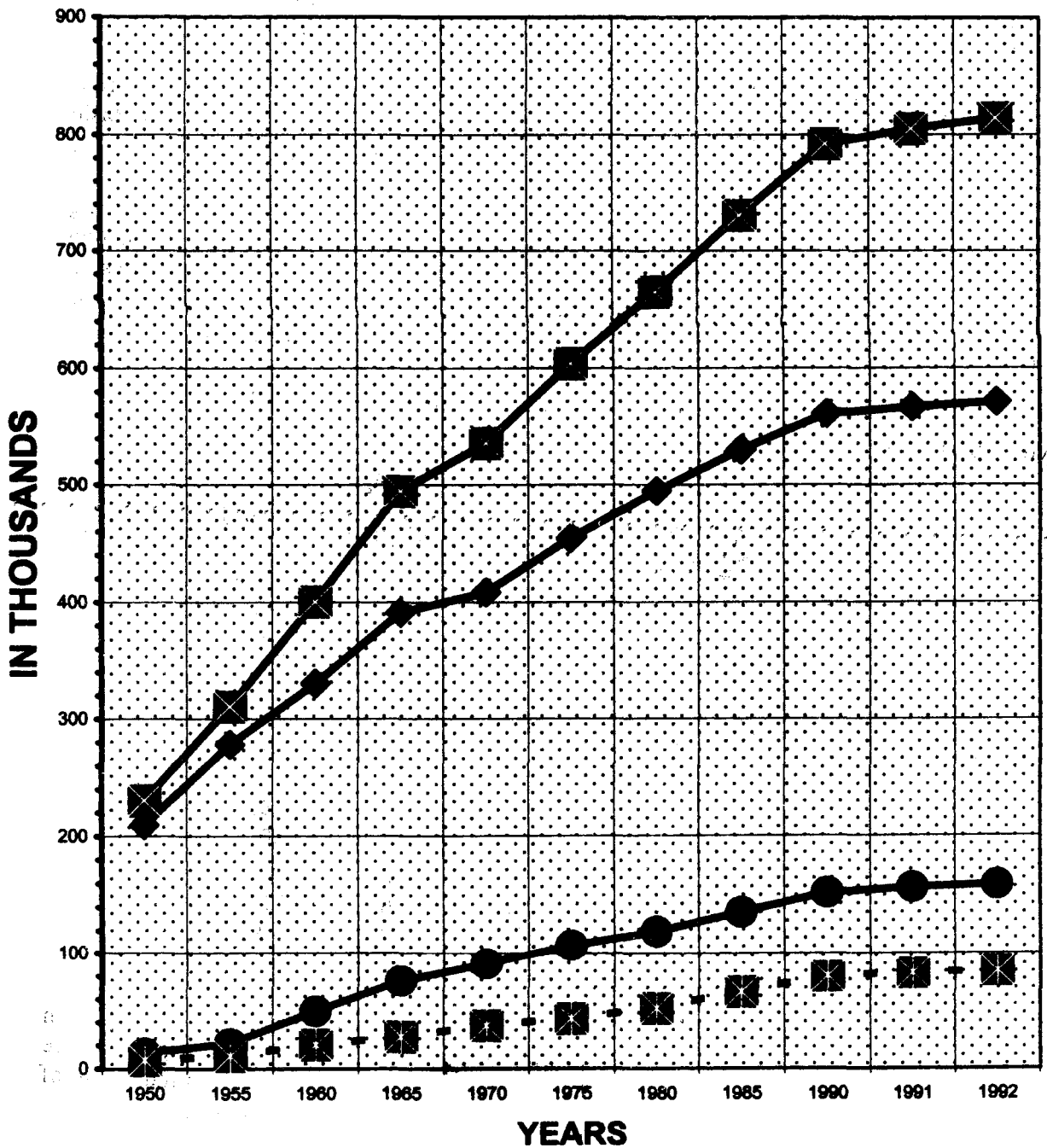
Sub-Table I

GROWTH OF RECOGNISED SCHOOLS (In thousands)

YEAR	PRIMARY	MIDDLE	HS/HSS	TOTAL
1950	209.67	13.6	7.29	230.56
1955	278.14	21.73	10.84	310.71
1960	330.40	49.66	20.43	400.49
1965	391.06	75.8	27.61	494.47
1970	408.38	90.62	37.05	536.05
1975	454.27	106.57	43.05	603.89
1980	494.5	118.56	51.57	664.63
1985	529.97	134.85	65.84	730.66
1990	560.94	151.46	79.8	792.2
1991	566.74	155.93	82.58	805.25
1992	571.25	158.5	84.61	814.36

Graphic presentation in respect of growth of recognised schools of different types with quinquennial breakup is given in the next page. In case of all Schools, it will be observed that there is a constant increase in the number of schools which is indicative of the fact that there has been considerable expansion of schools in the country.

GROWTH OF RECOGNISED SCHOOLS 1950-1992



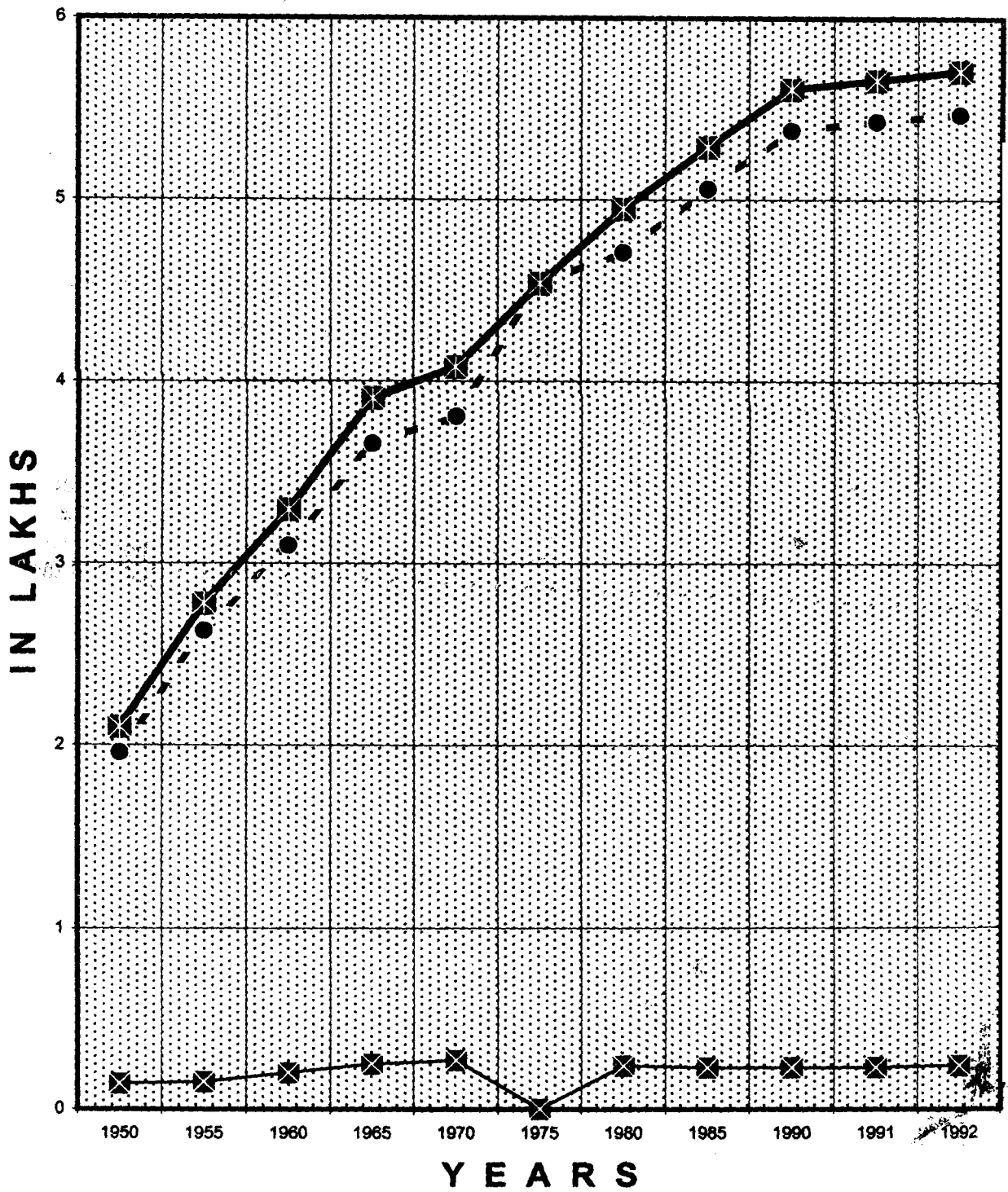
◆ PRIMARY ● MIDDLE ■ HS/HSS ✕ TOTAL

4. Primary and Upper Primary schools meant for Boys and Girls have been indicated in the Sub- Table II below:

YEAR	PRIMARY SCHOOLS FOR			Sub-Table-II MIDDLE SCHOOLS FOR		
	Boys	Girls	Total	Boys	Girls	Total
1950	195770	13901	209671	11922	1674	13596
1955	262905	15230	278135	19393	2337	21730
1960	310570	19829	330399	44997	4666	49663
1965	365647	25417	391064	68895	6903	75798
1970	381235	27143	408378	82537	8084	90621
1975	454270	0	454270	106571	0	106571
1980	470700	23803	494503	108151	10404	118555
1985	506265	22607	528872	123054	11792	134846
1990	537587	23348	560935	138811	12645	151456
1991	543308	23436	566744	143070	12856	155926
1992	547408	23840	571248	145650	12848	158498

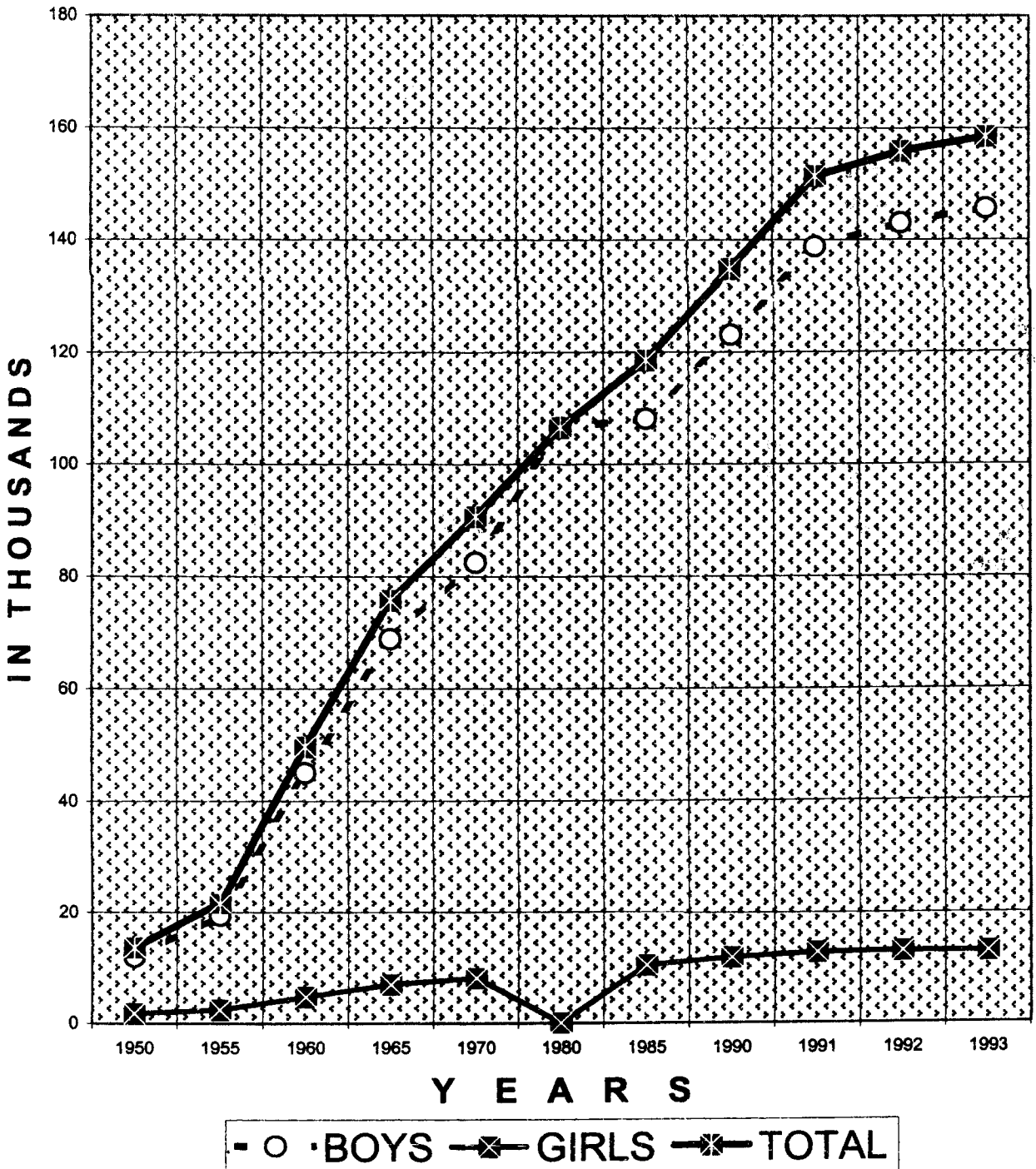
For the years 1971-72, 1972-73, 1974-75 and 1975-76 only selected data was processed in order to clear the arrears. Hence number of institutions for girls are not available separately for these years. In some cases, if we see the number of schools yearwise, the total number of schools has increased but the number of schools for girls has decreased. At the primary and upper primary schools in rural and thinly populated areas, the primary schools meant for girls slowly gets converted into co-educational schools for want of adequate number of girls becoming available. Some times there are problems of classification of schools while some times the number of schools upgraded are considerable when compared with the schools newly added during that year. These factors do play a definite part in increasing/decreasing the number of schools. The sexwise number of primary schools and upper primary schools has been depicted in the two graphs on the next pages.

GROWTH OF PRIMARY SCHOOLS(SEXWISE) 1950-1992



- ● - BOYS - ◻ - GIRLS - ◻ - TOTAL

SEXWISE GROWTH OF MIDDLE SCHOOLS 1950-1992



The number of High and Higher Secondary schools meant for boys and girls has been given in Sub-Table III below.

Sub-Table III

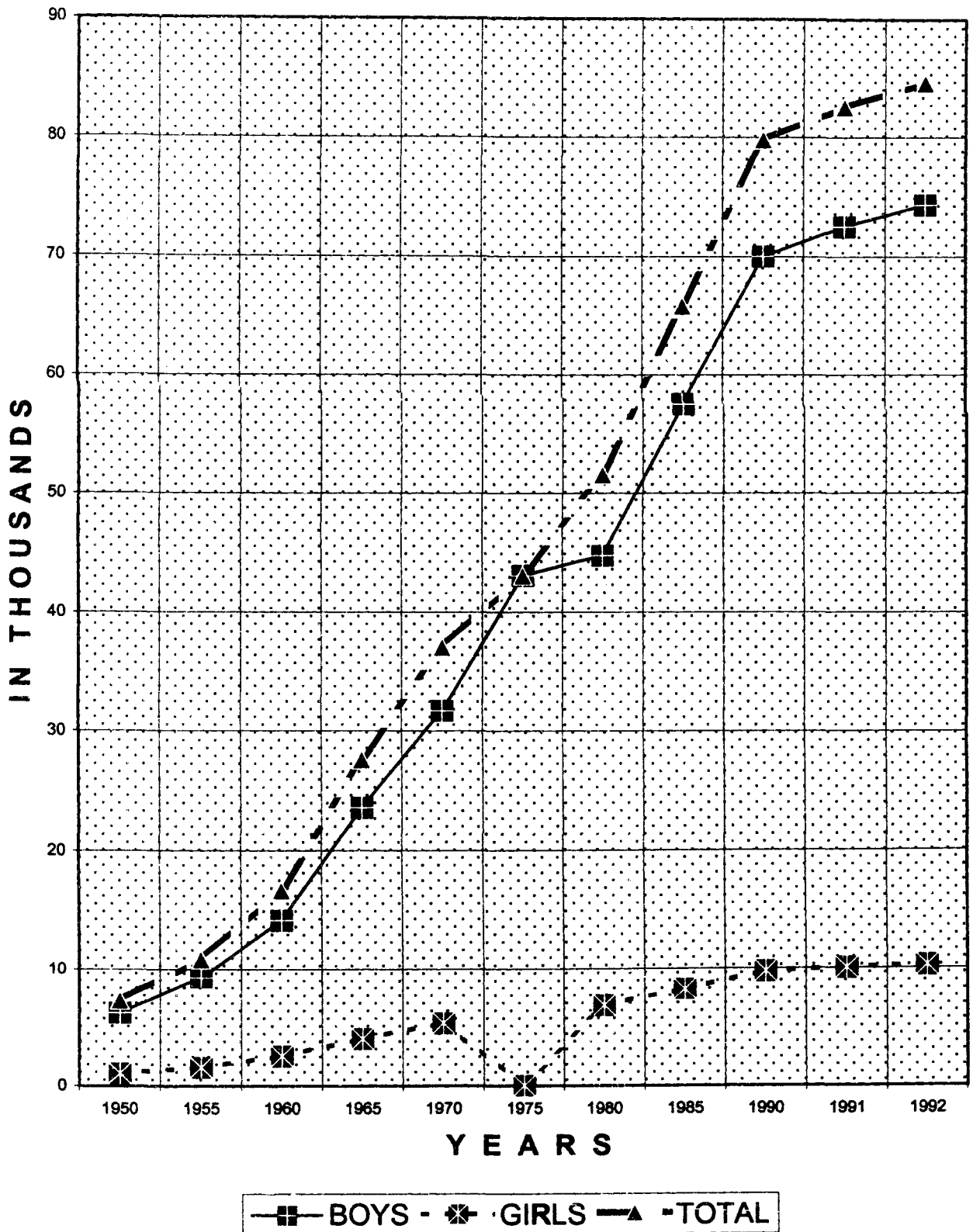
YEAR	HIGH SCHOOLS			HR. SEC. SCHOOLS			GRAND TOTAL
	Boys	Girls	Total	Boys	Girls	Total	
1950	6224	1064	7288	128	-	128	7416
1955	9255	1583	10838	198	-	198	11036
1960	13422	2281	15703	3888	838	4726	20429
1965	18024	2742	20766	5583	1265	6848	27614
1970	31437	5301	36738	285	28	313*	37051
1975	43054	0	43054	-	-	-*	43054
1980	34477	4858	39335	10268	1970	12238	51573
1985	43402	5800	49202	14172	2483	16635	65837
1990	53623	6971	60594	16418	2791	19209	79803
1991	55273	7090	62363	17277	2936	20213	82576
1992	56215	7235	63450	18198	3010	21158	84608

* Figures are not available separately. Same are included in the respective years under High schools.

5. In the case of High and Higher Secondary Schools separate figures for the years 1970 and 1975 are not available because these have been included in high/post basic schools. Thus the number of schools for these years has abruptly increased. The total number of high and higher secondary schools have been depicted in the graph given on the next page.

6. The entire period from 1950-51 to 1992-93 has been divided in three sub-headings: First, from 1950-51 to 1958-59 when there were 33 States/UTs in the country; Second, from 1959-60 to 1969-70 when there were only 28 States/UTs in the country and Lastly, from 1970-71 to 1992-93 when there are 32 States/UTs. Information about number of schools in these different States/UTs has been presented yearwise/State-UTwise to facilitate easy comparison.

GROWTH OF HIGH AND HR. SECONDARY SCHOOLS 1950-1992



SUMMARY TABLES

PRIMARY/JUNIOR BASIC SCHOOLS

YEAR	FOR BOYS	FOR GIRLS	TOTAL
1	2	3	4
1950 - 51	195770	13901	209671
1951 - 52	201068	13968	215036
1952 - 53	207787	14227	222014
1953 - 54	224671	14711	239382
1954 - 55	248701	14925	263626
1955 - 56	262905	15230	278135
1956 - 57	271233	16065	287298
1957 - 58	281814	16433	298247
1958 - 59	284829	16735	301564
1959 - 60	300270	18800	319070
1960 - 61	310570	19829	330399
1961 - 62	329473	22057	351530
1962 - 63	342569	23693	366262
1963 - 64	353703	23403	377106
1964 - 65	360572	24477	385049
1965 - 66	365647	25417	391064
1966 - 67	370369	25801	396170
1967 - 68	373072	26225	399297
1968 - 69	374403	26218	400621
1969 - 70	376645	26658	403303
1970 - 71	381235	27143	408378
1971 - 72	417473	0	417473
1972 - 73	431791	0	431791
1973 - 74	409283	28674	437957
1974 - 75	450950	0	450950
1975 - 76	454270	0	454270
1976 - 77	427354	29970	457324
1977 - 78	433016	29551	462567
1978 - 79	448034	24485	472519
1979 - 80	457094	25382	482476
1980 - 81	470700	23803	494503
1981 - 82	480700	23063	503763
1982 - 83	488803	22330	511133
1983 - 84	493524	22714	516238
1984 - 85	497953	23095	521048
1985 - 86	506265	22607	528872
1986 - 87	510286	20442	530728
1987 - 88	517944	21058	539002
1988 - 89	520438	22209	542647
1989 - 90	525443	22688	548131
1990 - 91	537587	23348	560935
1991 - 92	543308	23436	566744
1992 - 93	547408	23840	571248

SUMMARY TABLES

MIDDLE/SENIOR BASIC SCHOOLS

YEAR	FOR BOYS	FOR GIRLS	TOTAL
1	2	3	4
1950 - 51	11922	1674	13596
1951 - 52	12856	1720	14576
1952 - 53	13578	1762	15340
1953 - 54	14361	1891	16252
1954 - 55	15417	1901	17318
1955 - 56	19393	2337	21730
1956 - 57	21871	2615	24486
1957 - 58	24141	2874	27015
1958 - 59	35835	3762	39597
1959 - 60	37865	4056	41921
1960 - 61	44997	4666	49663
1961 - 62	50765	5150	55915
1962 - 63	55719	5658	61377
1963 - 64	59555	6033	65588
1964 - 65	65604	6549	72153
1965 - 66	68895	6903	75798
1966 - 67	72361	7255	79616
1967 - 68	75486	7438	82924
1968 - 69	76753	7493	84246
1969 - 70	80419	7694	88113
1970 - 71	82537	8084	90621
1971 - 72	93665	0	93665
1972 - 73	97623	0	97623
1973 - 74	92660	9257	101917
1974 - 75	104545	0	104545
1975 - 76	106571	0	106571
1976 - 77	98418	10184	108602
1977 - 78	99899	10137	110036
1978 - 79	102976	9825	112801
1979 - 80	105020	10097	115117
1980 - 81	108151	10404	118555
1981 - 82	111464	10913	122377
1982 - 83	114363	11083	125446
1983 - 84	117000	11358	128358
1984 - 85	119578	11671	131249
1985 - 86	123054	11792	134846
1986 - 87	126181	11849	138030
1987 - 88	130361	12204	142565
1988 - 89	132934	11781	144715
1989 - 90	134857	12302	147159
1990 - 91	138811	12645	151456
1991 - 92	143070	12856	155926
1992 - 93	145650	12848	158498

SUMMARY TABLES

HIGH/POST BASIC SCHOOLS

YEAR	FOR BOYS	FOR GIRLS	TOTAL
1	2	3	4
1950 - 51	6224	1064	7288
1951 - 52	6920	1143	8063
1952 - 53	7474	1245	8719
1953 - 54	8138	1377	9515
1954 - 55	8699	1501	10200
1955 - 56	9255	1583	10838
1956 - 57	10047	1758	11805
1957 - 58	10750	1889	12639
1958 - 59	12223	2103	14326
1959 - 60	13422	2281	15703
1960 - 61	10920	1683	12603
1961 - 62	11947	1782	13729
1962 - 63	13876	2109	15985
1963 - 64	14869	2252	17121
1964 - 65	16521	2528	19049
1965 - 66	18024	2742	20766
1966 - 67	26023	4422	30445
1967 - 68	27116	4597	31713
1968 - 69	28609	4878	33487
1969 - 70	29960	5107	35067
1970 - 71	31437	5301	36738
1971 - 72	38174	0	38174
1972 - 73	39764	0	39764
1973 - 74	38326	6126	44452
1974 - 75	42106	0	42106
1975 - 76	43054	0	43054
1976 - 77	30535	4659	35194
1977 - 78	31455	4839	36294
1978 - 79	31914	4594	36508
1979 - 80	32951	4810	37761
1980 - 81	34477	4858	39335
1981 - 82	35922	5030	40952
1982 - 83	37663	5186	42849
1983 - 84	39335	5281	44616
1984 - 85	41317	5563	46880
1985 - 86	43402	5800	49202
1986 - 87	45188	6090	51278
1987 - 88	47702	6517	54219
1988 - 89	48898	6297	55195
1989 - 90	50064	6532	56596
1990 - 91	53623	6971	60594
1991 - 92	55273	7090	62363
1992 - 93	56215	7235	63450

SUMMARY TABLES

HR. SECONDARY/OLD SECONDARY/SR. SEC./INTERMEDIATE SCHOOLS

YEAR	FOR BOYS	FOR GIRLS	TOTAL
1	2	3	4
1950 - 51	128	0	128
1951 - 52	149	0	149
1952 - 53	158	0	158
1953 - 54	160	0	160
1954 - 55	178	0	178
1955 - 56	198	0	198
1956 - 57	192	0	192
1957 - 58	143	0	143
1958 - 59	109	0	109
1959 - 60	80	0	80
1960 - 61	3888	838	4726
1961 - 62	4636	1002	5638
1962 - 63	4514	994	5508
1963 - 64	4852	1092	5944
1964 - 65	5167	1150	6317
1965 - 66	5583	1265	6848
1966 - 67	115	18	133
1967 - 68	97	10	107
1968 - 69	108	13	121
1969 - 70	189	16	205
1970 - 71	285	28	313
1971 - 72	0	0	0
1972 - 73	0	0	0
1973 - 74	597	62	659
1974 - 75	0	0	0
1975 - 76	0	0	0
1976 - 77	7741	1566	9307
1977 - 78	8119	1540	9659
1978 - 79	9143	1693	10836
1979 - 80	9791	1870	11661
1980 - 81	10268	1970	12238
1981 - 82	10564	2013	12577
1982 - 83	11526	2155	13681
1983 - 84	12042	2243	14285
1984 - 85	12933	2373	15306
1985 - 86	14172	2463	16635
1986 - 87	14907	2454	17361
1987 - 88	14906	2827	17733
1988 - 89	14906	2501	17407
1989 - 90	15502	2556	18058
1990 - 91	16418	2791	19209
1991 - 92	17277	2936	20213
1992 - 93	18148	3010	21158

TABLE I
NUMBER OF RECOGNISED EDUCATIONAL INSTITUTIONS IN INDIA
1950 - 51
PRIMARY/JUNIOR BASIC

STATE/UTS		BOYS	GIRLS	TOTAL
1	2	3	4	5
1	ANDHRA PRADESH	0	0	0
2	ASSAM	9432	1266	10698
3	BIHAR	21574	2125	23699
4	BOMBAY	26292	2215	28507
5	MADHYA PRADESH	7936	595	8531
6	MADRAS	38443	0	38443
7	ORISSA	9582	219	9801
8	PUNJAB	3254	1061	4315
9	UTTAR PRADESH	29459	2520	31979
10	WEST BENGAL	14033	750	14783
11	HYDERABAD	7749	1056	8805
12	MADHYA BHARAT	3859	313	4172
13	MYSORE	9702	583	10285
14	PEPSU	679	107	786
15	RAJASTHAN	3563	372	3935
16	SAURASHTRA	2186	224	2410
17	TRAVANCORE-COCHI	3968	0	3968
18	AJMER	320	80	400
19	A & N ISLANDS	19	0	19
20	BHOPAL	238	34	272
21	BILASPUR	28	0	28
22	COORG	84	1	85
23	DELHI	361	169	530
24	HIMACHAL PRADESH	377	22	399
25	KUTCH	223	43	266
26	MANIPUR	430	25	455
27	TRIPURA	397	7	404
28	VINDYA PRADESH	1582	114	1696
29	JAMMU & KASHMIR	0	0	0
30	N.E.F.A	0	0	0
31	KERALA	0	0	0
32	L.M AND A ISLAND	0	0	0
33	PONDICHERRY	0	0	0
INDIA		195770	13901	209671

TABLE II
NUMBER OF RECOGNISED EDUCATIONAL INSTITUTIONS IN INDIA
1951-52
PRIMARY/JUNIOR BASIC

STATE/UTS		BOYS	GIRLS	TOTAL
1	2	3	4	5
1	ANDHRA PRADESH	0	0	0
2	ASSAM	9945	1227	11172
3	BIHAR	22024	2187	24211
4	BOMBAY	26225	2058	28283
5	MADHYA PRADESH	8030	592	8622
6	MADRAS	39230	0	39230
7	ORISSA	9472	224	9696
8	PUNJAB	3518	1073	4591
9	UTTAR PRADESH	29438	2589	32027
10	WEST BENGAL	14409	755	15164
11	HYDERABAD	9212	1074	10286
12	MADHYA BHARAT	4155	357	4512
13	MYSORE	9965	610	10575
14	PEPSU	816	112	928
15	RAJASTHAN	3793	382	4175
16	SAURASHTRA	2299	225	2524
17	TRAVANCORE-COCHI	4090	0	4090
18	AJMER	404	77	481
19	A & N ISLANDS	21	0	21
20	BHOPAL	299	35	334
21	BILASPUR	25	0	25
22	COORG	82	1	83
23	DELHI	372	166	538
24	HIMACHAL PRADESH	478	28	506
25	KUTCH	226	37	263
26	MANIPUR	530	28	558
27	TRIPURA	409	9	418
28	VINDYA PRADESH	1601	122	1723
29	JAMMU & KASHMIR	0	0	0
30	N.E.F.A	0	0	0
31	KERALA	0	0	0
32	L.M AND A ISLAND	0	0	0
33	PONDICHERRY	0	0	0
INDIA		201068	13968	215036

TABLE - III

NUMBER OF RECOGNISED EDUCATIONAL INSTITUTIONS IN INDIA
1952 - 53
PRIMARY/JUNIOR BASIC

STATE/UTS		BOYS	GIRLS	TOTAL
1	2	3	4	5
1	ANDHRA PRADESH	0	0	0
2	ASSAM	10272	1195	11467
3	BIHAR	22358	2271	24629
4	BOMBAY	26770	2041	28811
5	MADHYA PRADESH	9185	623	9808
6	MADRAS	40119	0	40119
7	ORISSA	10456	214	10670
8	PUNJAB	4236	1179	5415
9	UTTAR PRADESH	29221	2583	31804
10	WEST BENGAL	14597	756	15353
11	HYDERABAD	9421	1064	10485
12	MADHYA BHARAT	4457	427	4884
13	MYSORE	9999	619	10618
14	PEPSU	856	119	975
15	RAJASTHAN	4234	387	4621
16	SAURASHTRA	2412	224	2636
17	TRAVANCORE-COCHI	4137	0	4137
18	AJMER	465	79	544
19	A & N ISLANDS	22	0	22
20	BHOPAL	360	37	397
21	BILASPUR	31	0	31
22	COORG	89	1	90
23	DELHI	371	167	538
24	HIMACHAL PRADESH	568	33	601
25	KUTCH	232	41	273
26	MANIPUR	542	30	572
27	TRIPURA	625	12	637
28	VINDYA PRADESH	1752	125	1877
29	JAMMU & KASHMIR	0	0	0
30	N.E.F.A	0	0	0
31	KERALA	0	0	0
32	L.M AND A ISLAND	0	0	0
33	PONDICHERY	0	0	0
INDIA		207787	14227	222014

TABLE-IV
NUMBER OF RECOGNISED EDUCATIONAL INSTITUTIONS IN INDIA
1953 - 54
PRIMARY/JUNIOR BASIC

STATE/UTS		BOYS	GIRLS	TOTAL
1	2	3	4	5
1	ANDHRA PRADESH	18220	4	18224
2	ASSAM	11121	1112	12233
3	BIHAR	22942	2306	25248
4	BOMBAY	28977	2043	31020
5	MADHYA PRADESH	10466	640	11106
6	MADRAS	22232	0	22232
7	ORISSA	12078	211	12289
8	PUNJAB	5678	1523	7201
9	UTTAR PRADESH	28595	2524	31119
10	WEST BENGAL	16187	777	16964
11	HYDERABAD	11728	827	12555
12	MADHYA BHARAT	5147	619	5766
13	MYSORE	10753	603	11356
14	PEPSU	1735	108	1843
15	RAJASTHAN	4672	486	5158
16	SAURASHTRA	2831	225	3056
17	TRAVANCORE-COCHI	4154	0	4154
18	AJMER	496	77	573
19	A & N ISLANDS	24	0	24
20	BHOPAL	453	35	488
21	BILASPUR	30	1	31
22	COORG	117	2	119
23	DELHI	360	172	532
24	HIMACHAL PRADESH	601	37	638
25	KUTCH	258	41	299
26	MANIPUR	679	30	709
27	TRIPURA	757	8	765
28	VINDYA PRADESH	2316	125	2441
29	JAMMU & KASHMIR	1064	175	1239
30	N.E.F.A	0	0	0
31	KERALA	0	0	0
32	L.M AND A ISLAND	0	0	0
33	PONDICHERRY	0	0	0
INDIA		224671	14711	239382

TABLE - V
NUMBER OF RECOGNISED EDUCATIONAL INSTITUTIONS IN INDIA
1954 - 55
PRIMARY/JUNIOR BASIC

STATE/UTS		BOYS	GIRLS	TOTAL
1	2	3	4	5
1	ANDHRA PRADESH	19067	0	19067
2	ASSAM	11649	1040	12689
3	BIHAR	25182	2408	27590
4	BOMBAY	31068	2037	33105
5	MADHYA PRADESH	12120	651	12771
6	MADRAS	25350	0	25350
7	ORISSA	14312	210	14522
8	PUNJAB	7782	1425	9207
9	UTTAR PRADESH	28691	2541	31232
10	WEST BENGAL	19929	766	20695
11	HYDERABAD	12230	832	13062
12	MADHYA BHARAT	5676	773	6449
13	MYSORE	10795	607	11402
14	PEPSU	2375	187	2562
15	RAJASTHAN	5890	475	6365
16	SAURASHTRA	3460	215	3675
17	TRAVANCORE-COCHI	4225	0	4225
18	AJMER	530	77	607
19	A & N ISLANDS	30	0	30
20	BHOPAL	589	33	622
21	BILASPUR	0	0	0
22	COORG	158	2	160
23	DELHI	361	183	544
24	HIMACHAL PRADESH	679	16	695
25	KUTCH	301	43	344
26	MANIPUR	762	33	795
27	TRIPURA	898	9	907
28	VINDYA PRADESH	3143	152	3295
29	JAMMU & KASHMIR	1296	210	1506
30	N.E.F.A	153	0	153
31	KERALA	0	0	0
32	L.M AND A ISLAND	0	0	0
33	PONDICHERRY	0	0	0
INDIA		248701	14925	263626

TABLE-VI

NUMBER OF RECOGNISED EDUCATIONAL INSTITUTIONS IN INDIA
1955 - 56
PRIMARY/JUNIOR BASIC

STATE/UTS		BOYS	GIRLS	TOTAL
1	2	3	4	5
1	ANDHRA PRADESH	21035	0	21035
2	ASSAM	11791	819	12610
3	BIHAR	26818	2731	29549
4	BOMBAY	30683	1711	32394
5	MADHYA PRADESH	13195	648	13843
6	MADRAS	26804	0	26804
7	ORISSA	14160	210	14370
8	PUNJAB	8248	1485	9733
9	UTTAR PRADESH	29202	2696	31898
10	WEST BENGAL	22207	874	23081
11	HYDERABAD	12471	831	13302
12	MADHYA BHARAT	6877	845	7722
13	MYSORE	11157	606	11763
14	PEPSU	2384	216	2600
15	RAJASTHAN	7054	504	7558
16	SAURASHTRA	3863	223	4086
17	TRAVANCORE-COCHI	4267	0	4267
18	AJMER	542	77	619
19	A & N ISLANDS	37	0	37
20	BHOPAL	1328	39	1367
21	BILASPUR	0	0	0
22	COORG	170	2	172
23	DELHI	357	181	538
24	HIMACHAL PRADESH	792	16	808
25	KUTCH	364	51	415
26	MANIPUR	840	38	878
27	TRIPURA	994	7	1001
28	VINDYA PRADESH	3501	150	3651
29	JAMMU & KASHMIR	1612	270	1882
30	N.E.F.A	152	0	152
31	KERALA	0	0	0
32	L.M AND A ISLAND	0	0	0
33	PONDICHERRY	0	0	0
INDIA		262905	15230	278135

TABLE-VII

NUMBER OF RECOGNISED EDUCATIONAL INSTITUTIONS IN INDIA
1956 - 57
PRIMARY/JUNIOR BASIC

STATE/UTS		BOYS	GIRLS	TOTAL
1	2	3	4	5
1	ANDHRA PRADESH	28458	490	28948
2	ASSAM	11936	737	12673
3	BIHAR	26735	2950	29685
4	BOMBAY	39044	1979	41023
5	MADHYA PRADESH	21142	1620	22762
6	MADRAS	22608	0	22608
7	ORISSA	14880	214	15094
8	PUNJAB	10635	1721	12356
9	UTTAR PRADESH	30322	2999	33321
10	WEST BENGAL	24307	934	25241
11	HYDERABAD	0	0	0
12	MADHYA BHARAT	0	0	0
13	MYSORE	19786	1250	21036
14	PEPSU	0	0	0
15	RAJASTHAN	8833	556	9389
16	SAURASHTRA	0	0	0
17	TRAVANCORE-COCHI	0	0	0
18	AJMER	0	0	0
19	A & N ISLANDS	39	0	39
20	BHOPAL	0	0	0
21	BILASPUR	0	0	0
22	COORG	0	0	0
23	DELHI	371	181	552
24	HIMACHAL PRADESH	819	15	834
25	KUTCH	0	0	0
26	MANIPUR	901	42	943
27	TRIPURA	987	7	994
28	VINDYA PRADESH	0	0	0
29	JAMMU & KASHMIR	1779	302	2081
30	N.E.F.A	110	0	110
31	KERALA	7339	34	7373
32	L.M AND A ISLAND	9	0	9
33	PONDICHERRY	193	34	227
INDIA		271233	16065	287298

TABLE - VIII
NUMBER OF RECOGNISED EDUCATIONAL INSTITUTIONS IN INDIA
1957 - 58
PRIMARY/JUNIOR BASIC

STATE/UTS		BOYS	GIRLS	TOTAL
1	2	3	4	5
1	ANDHRA PRADESH	29342	453	29795
2	ASSAM	12516	707	13223
3	BIHAR	27308	3109	30417
4	BOMBAY	40144	1996	42140
5	MADHYA PRADESH	23906	1642	25548
6	MADRAS	23431	0	23431
7	ORISSA	15506	211	15717
8	PUNJAB	10535	1672	12207
9	UTTAR PRADESH	31767	3203	34970
10	WEST BENGAL	24522	934	25456
11	HYDERABAD	0	0	0
12	MADHYA BHARAT	0	0	0
13	MYSORE	20787	1293	22080
14	PEPSU	0	0	0
15	RAJASTHAN	9444	556	10000
16	SAURASHTRA	0	0	0
17	TRAVANCORE-COCHI	0	0	0
18	AJMER	0	0	0
19	A & N ISLANDS	44	0	44
20	BHOPAL	0	0	0
21	BILASPUR	0	0	0
22	COORG	0	0	0
23	DELHI	339	191	530
24	HIMACHAL PRADESH	885	15	900
25	KUTCH	0	0	0
26	MANIPUR	1058	44	1102
27	TRIPURA	1041	0	1041
28	VINDYA PRADESH	0	0	0
29	JAMMU & KASHMIR	1935	353	2288
30	N. E. F. A	93	0	93
31	KERALA	7014	38	7052
32	L. M AND A ISLAND	10	0	10
33	PONDICHERRY	187	16	203
INDIA		281814	16433	298247

TABLE IX
NUMBER OF RECOGNISED EDUCATIONAL INSTITUTIONS IN INDIA
1958 - 59
PRIMARY/JUNIOR BASIC

STATE/UTS		BOYS	GIRLS	TOTAL
1	2	3	4	5
1	ANDHRA PRADESH	30685	440	31125
2	ASSAM	12921	672	13593
3	BIHAR	28539	3502	32041
4	BOMBAY	33332	1269	34601
5	MADHYA PRADESH	24639	1733	26372
6	MADRAS	22511	0	22511
7	ORISSA	17953	223	18176
8	PUNJAB	10533	1748	12281
9	UTTAR PRADESH	32872	3492	36364
10	WEST BENGAL	25351	939	26290
11	HYDERABAD	0	0	0
12	MADHYA BHARAT	0	0	0
13	MYSORE	21871	1393	23264
14	PEPSU	0	0	0
15	RAJASTHAN	10666	553	11219
16	SAURASHTRA	0	0	0
17	TRAVANCORE-COCHI	0	0	0
18	AJMER	0	0	0
19	A & N ISLANDS	55	0	55
20	BHOPAL	0	0	0
21	BILASPUR	0	0	0
22	COORG	0	0	0
23	DELHI	373	234	607
24	HIMACHAL PRADESH	966	13	979
25	KUTCH	0	0	0
26	MANIPUR	1250	77	1327
27	TRIPURA	1067	0	1067
28	VINDYA PRADESH	0	0	0
29	JAMMU & KASHMIR	2159	415	2574
30	N.E.F.A	112	0	112
31	KERALA	6771	15	6786
32	L.M AND A ISLAND	6	1	7
33	PONDICHERRY	197	16	213
INDIA		284829	16735	301564

.pa

TABLE 8

NUMBER OF RECOGNISED EDUCATIONAL INSTITUTIONS IN INDIA

1959 - 60
PRIMARY/JUNIOR BASIC

STATE/UTS		BOYS	GIRLS	TOTAL
1	2	3	4	5
1	ANDHRA PRADESH	32122	434	32556
2	ASSAM	14344	671	15015
3	BIHAR	31510	4091	35601
4	GUJARAT	11144	277	11421
5	HARYANA	0	0	0
6	JAMMU & KASHMIR	2237	517	2754
7	KERALA	6813	19	6832
8	MADHYA PRADESH	25678	1801	27479
9	MAHARASHTRA	23141	1099	24240
10	MYSORE	22416	1227	23643
11	NAGALAND	0	0	0
12	ORISSA	20150	234	20384
13	PUNJAB	10494	2205	12699
14	RAJASTHAN	12476	565	13041
15	TAMIL NADU (MADR)	23516	0	23516
16	UTTAR PRADESH	33772	4277	38049
17	WEST BENGAL	26242	967	27209
18	A & N ISLANDS	72	0	72
19	CHANDIGARH	0	0	0
20	DADRA AND NAGAR	0	0	0
21	DELHI	405	240	645
22	GOA DAMAN AND DI	0	0	0
23	HIMACHAL PRADESH	1055	12	1067
24	LM AND A ISLANDS	6	4	10
25	MANIPUR	1282	148	1430
26	N E F A	120	0	120
27	PONDICHERRY	206	12	218
28	TRIPURA	1069	0	1069
INDIA		300270	18800	319070

TABLE XI

NUMBER OF RECOGNISED EDUCATIONAL INSTITUTIONS IN INDIA

1960 - 61
PRIMARY/JUNIOR BASIC

STATE/UTS		BOYS	GIRLS	TOTAL
1	2	3	4	5
1	ANDHRA PRADESH	33613	427	34040
2	ASSAM	15310	669	15979
3	BIHAR	33094	4229	37323
4	GUJARAT	11744	288	12032
5	HARYANA	0	0	0
6	JAMMU & KASHMIR	2314	545	2859
7	KERALA	6968	24	6992
8	MADHYA PRADESH	25936	1845	27781
9	MAHARASHTRA	24614	804	25418
10	MYSORE	20220	882	21102
11	NAGALAND	407	0	407
12	ORISSA	21606	252	21858
13	PUNJAB	10363	2895	13258
14	RAJASTHAN	13934	614	14548
15	TAMIL NADU (MADR)	23711	0	23711
16	UTTAR PRADESH	35156	4927	40083
17	WEST BENGAL	27009	963	27972
18	A & N ISLANDS	76	0	76
19	CHANDIGARH	0	0	0
20	DADRA AND NAGAR	0	0	0
21	DELHI	445	275	720
22	GOA DAMAN AND DI	0	0	0
23	HIMACHAL PRADESH	1121	8	1129
24	LM AND A ISLANDS	7	4	11
25	MANIPUR	1493	167	1660
26	N E F A	127	0	127
27	PONDICHERRY	228	11	239
28	TRIPURA	1074	0	1074
INDIA		310570	19829	330399

TABLE XI

NUMBER OF RECOGNISED EDUCATIONAL INSTITUTIONS IN INDIA

1961 - 62
PRIMARY/JUNIOR BASIC

STATE/UTS		BOYS	GIRLS	TOTAL
1	2	3	4	5
1	ANDHRA PRADESH	36255	435	36690
2	ASSAM	16264	697	16961
3	BIHAR	34952	4435	39387
4	GUJARAT	11572	274	11846
5	HARYANA	0	0	0
6	JAMMU & KASHMIR	2702	690	3392
7	KERALA	7113	33	7146
8	MADHYA PRADESH	27324	1981	29305
9	MAHARASHTRA	24687	829	25516
10	MYSORE	21120	856	21976
11	NAGALAND	475	0	475
12	ORISSA	22478	248	22726
13	PUNJAB	10297	3070	13367
14	RAJASTHAN	15696	634	16330
15	TAMIL NADU (MADR)	23651	0	23651
16	UTTAR PRADESH	40095	6338	46433
17	WEST BENGAL	29564	971	30535
18	A & N ISLANDS	96	0	96
19	CHANDIGARH	0	0	0
20	DADRA AND NAGAR	24	0	24
21	DELHI	494	299	793
22	GOA DAMAN AND DI	0	0	0
23	HIMACHAL PRADESH	1331	10	1341
24	LM AND A ISLANDS	5	7	12
25	MANIPUR	1650	239	1889
26	N E F A	140	0	140
27	PONDICHERRY	231	11	242
28	TRIPURA	1257	0	1257
INDIA		329473	22057	351530

TABLE - XIII

NUMBER OF RECOGNISED EDUCATIONAL INSTITUTIONS IN INDIA

1962 - 63
PRIMARY/JUNIOR BASIC

STATE/UTS		BOYS	GIRLS	TOTAL
1	2	3	4	5
1	ANDHRA PRADESH	37123	443	37566
2	ASSAM	17237	705	17942
3	BIHAR	36301	4565	40866
4	GUJARAT	11484	250	11734
5	HARYANA	0	0	0
6	JAMMU & KASHMIR	2856	730	3586
7	KERALA	6869	36	6905
8	MADHYA PRADESH	28278	2152	30430
9	MAHARASHTRA	25796	832	26628
10	MYSORE	21279	821	22100
11	NAGALAND	540	0	540
12	ORISSA	23580	251	23831
13	PUNJAB	10481	2958	13439
14	RAJASTHAN	17694	753	18447
15	TAMIL NADU (MADR	23605	0	23605
16	UTTAR PRADESH	41939	7567	49506
17	WEST BENGAL	31095	992	32087
18	A & N ISLANDS	105	0	105
19	CHANDIGARH	0	0	0
20	DADRA AND NAGAR	38	0	38
21	DELHI	539	332	871
22	GOA DAMAN AND DI	563	1	564
23	HIMACHAL PRADESH	1565	9	1574
24	LM AND A ISLANDS	7	7	14
25	MANIPUR	1900	278	2178
26	N E F A	159	0	159
27	PONDICHERRY	226	11	237
28	TRIPURA	1310	0	1310
INDIA		342569	23693	366262

TABLE - XIV

NUMBER OF RECOGNISED EDUCATIONAL INSTITUTIONS IN INDIA

1963 - 64
PRIMARY/JUNIOR BASIC

STATE/UTS		BOYS	GIRLS	TOTAL
1	2	3	4	5
1	ANDHRA PRADESH	37619	434	38053
2	ASSAM	18167	694	18861
3	BIHAR	36874	4608	41482
4	GUJARAT	11822	258	12080
5	HARYANA	0	0	0
6	JAMMU & KASHMIR	2953	827	3780
7	KERALA	6870	52	6922
8	MADHYA PRADESH	31616	2367	33983
9	MAHARASHTRA	26888	864	27752
10	MYSORE	20799	815	21614
11	NAGALAND	584	0	584
12	ORISSA	23948	254	24202
13	PUNJAB	11598	1043	12641
14	RAJASTHAN	18035	762	18797
15	TAMIL NADU (MADR)	23958	0	23958
16	UTTAR PRADESH	43805	8748	52553
17	WEST BENGAL	31438	1000	32438
18	A & N ISLANDS	109	0	109
19	CHANDIGARH	0	0	0
20	DADRA AND NAGAR	58	0	58
21	DELHI	524	372	896
22	GOA DAMAN AND DI	706	1	707
23	HIMACHAL PRADESH	1667	8	1675
24	LM AND A ISLANDS	11	4	15
25	MANIPUR	1911	281	2192
26	N E F A	184	0	184
27	PONDICHERRY	226	11	237
28	TRIPURA	1333	0	1333
INDIA		353703	23403	377106

TABLE - XV

NUMBER OF RECOGNISED EDUCATIONAL INSTITUTIONS IN INDIA

1964 - 65
PRIMARY/JUNIOR BASIC

STATE/UTS		BOYS	GIRLS	TOTAL
1	2	3	4	5
1	ANDHRA PRADESH	37543	0	37543
2	ASSAM	18289	664	18953
3	BIHAR	38082	4729	42811
4	GUJARAT	10539	182	10721
5	HARYANA	0	0	0
6	JAMMU & KASHMIR	3118	1071	4189
7	KERALA	6883	50	6933
8	MADHYA PRADESH	31978	2522	34500
9	MAHARASHTRA	27384	857	28241
10	MYSORE	20171	780	20951
11	NAGALAND	642	0	642
12	ORISSA	24268	255	24523
13	PUNJAB	12262	535	12797
14	RAJASTHAN	18165	890	19055
15	TAMIL NADU (MADR)	24383	0	24383
16	UTTAR PRADESH	48273	10300	58573
17	WEST BENGAL	31586	959	32545
18	A & N ISLANDS	109	0	109
19	CHANDIGARH	0	0	0
20	DADRA AND NAGAR	63	0	63
21	DELHI	525	369	894
22	GOA DAMAN AND DI	795	2	797
23	HIMACHAL PRADESH	1793	8	1801
24	LM AND A ISLANDS	12	5	17
25	MANIPUR	1913	285	2198
26	N E F A	212	0	212
27	PONDICHERY	225	14	239
28	TRIPURA	1359	0	1359
INDIA		360572	24477	385049

TABLE XVI

NUMBER OF RECOGNISED EDUCATIONAL INSTITUTIONS IN INDIA

1965 - 66
PRIMARY/JUNIOR BASIC

STATE/UTS		BOYS	GIRLS	TOTAL
1	2	3	4	5
1	ANDHRA PRADESH	37320	0	37320
2	ASSAM	18276	652	18928
3	BIHAR	39598	4886	44484
4	GUJARAT	10984	207	11191
5	HARYANA	0	0	0
6	JAMMU & KASHMIR	3272	1232	4504
7	KERALA	6910	43	6953
8	MADHYA PRADESH	31887	2548	34435
9	MAHARASHTRA	27744	921	28665
10	MYSORE	20459	756	21215
11	NAGALAND	719	0	719
12	ORISSA	24810	267	25077
13	PUNJAB	12283	467	12750
14	RAJASTHAN	18212	978	19190
15	TAMIL NADU (MADR)	24641	0	24641
16	UTTAR PRADESH	49443	10800	60243
17	WEST BENGAL	31733	975	32708
18	A & N ISLANDS	108	0	108
19	CHANDIGARH	0	0	0
20	DADRA AND NAGAR	61	0	61
21	DELHI	521	372	893
22	GOA DAMAN AND DI	856	0	856
23	HIMACHAL PRADESH	2037	7	2044
24	LM AND A ISLANDS	12	4	16
25	MANIPUR	1849	288	2137
26	N E F A	311	0	311
27	PONDICHERRY	225	14	239
28	TRIPURA	1376	0	1376
INDIA		365647	25417	391064

TABLE - XVII

NUMBER OF RECOGNISED EDUCATIONAL INSTITUTIONS IN INDIA

1966 - 67
PRIMARY/JUNIOR BASIC

STATE/UTS		BOYS	GIRLS	TOTAL
1	2	3	4	5
1	ANDHRA PRADESH	36906	0	36906
2	ASSAM	18778	651	19429
3	BIHAR	40348	4949	45297
4	GUJARAT	10947	210	11157
5	HARYANA	4190	257	4447
6	JAMMU & KASHMIR	3484	1367	4851
7	KERALA	6894	41	6935
8	MADHYA PRADESH	32906	2676	35582
9	MAHARASHTRA	27883	949	28832
10	MYSORE	20745	725	21470
11	NAGALAND	784	0	784
12	ORISSA	25729	272	26001
13	PUNJAB	6836	166	7002
14	RAJASTHAN	18138	1023	19161
15	TAMIL NADU (MADR)	25091	0	25091
16	UTTAR PRADESH	49651	10818	60469
17	WEST BENGAL	32135	994	33129
18	A & N ISLANDS	112	0	112
19	CHANDIGARH	31	1	32
20	DADRA AND NAGAR	67	0	67
21	DELHI	545	389	934
22	GOA DAMAN AND DI	767	0	767
23	HIMACHAL PRADESH	3522	7	3529
24	LM AND A ISLANDS	14	4	18
25	MANIPUR	1819	291	2110
26	N E F A	410	0	410
27	PONDICHERRY	227	11	238
28	TRIPURA	1410	0	1410
INDIA		370369	25801	396170

TABLE XVIII

NUMBER OF RECOGNISED EDUCATIONAL INSTITUTIONS IN INDIA

1967 - 68
PRIMARY/JUNIOR BASIC

STATE/UTS		BOYS	GIRLS	TOTAL
1	2	3	4	5
1	ANDHRA PRADESH	36908	0	36908
2	ASSAM	18971	640	19611
3	BIHAR	40529	5016	45545
4	GUJARAT	10858	203	11061
5	HARYANA	4096	250	4346
6	JAMMU & KASHMIR	3509	1399	4908
7	KERALA	6893	40	6933
8	MADHYA PRADESH	33245	2769	36014
9	MAHARASHTRA	27930	992	28922
10	MYSORE	20808	737	21545
11	NAGALAND	864	0	864
12	ORISSA	26116	269	26385
13	PUNJAB	7030	153	7183
14	RAJASTHAN	18118	1029	19147
15	TAMIL NADU (MADR)	25366	0	25366
16	UTTAR PRADESH	49898	11028	60926
17	WEST BENGAL	32922	1003	33925
18	A & N ISLANDS	115	0	115
19	CHANDIGARH	35	0	35
20	DADRA AND NAGAR	69	0	69
21	DELHI	532	383	915
22	GOA DAMAN AND DI	715	0	715
23	HIMACHAL PRADESH	3639	7	3646
24	LM AND A ISLANDS	14	4	18
25	MANIPUR	1845	293	2138
26	N E F A	418	0	418
27	PONDICHERY	229	10	239
28	TRIPURA	1400	0	1400
INDIA		373072	26225	399297

TABLE - X I X

NUMBER OF RECOGNISED EDUCATIONAL INSTITUTIONS IN INDIA

1968 - 69
PRIMARY/JUNIOR BASIC

STATE/UTS		BOYS	GIRLS	TOTAL
1	2	3	4	5
1	ANDHRA PRADESH	36879	0	36879
2	ASSAM	19248	628	19876
3	BIHAR	40873	5021	45894
4	GUJARAT	10719	198	10917
5	HARYANA	4133	146	4279
6	JAMMU & KASHMIR	3524	1431	4955
7	KERALA	6879	40	6919
8	MADHYA PRADESH	33537	2791	36328
9	MAHARASHTRA	27250	924	28174
10	MYSORE	20948	720	21668
11	NAGALAND	882	0	882
12	ORISSA	26117	264	26381
13	PUNJAB	7004	150	7154
14	RAJASTHAN	18096	1030	19126
15	TAMIL NADU (MADR	25617	0	25617
16	UTTAR PRADESH	50219	11171	61390
17	WEST BENGAL	33399	1007	34406
18	A & N ISLANDS	118	0	118
19	CHANDIGARH	32	1	33
20	DADRA AND NAGAR	103	0	103
21	DELHI	540	382	922
22	GOA DAMAN AND DI	739	0	739
23	HIMACHAL PRADESH	3645	7	3652
24	LM AND A ISLANDS	14	4	18
25	MANIPUR	1843	293	2136
26	N E F A	420	0	420
27	PONDICHERRY	233	10	243
28	TRIPURA	1392	0	1392
INDIA		374403	26218	400621

TABLE XX

NUMBER OF RECOGNISED EDUCATIONAL INSTITUTIONS IN INDIA

1969 - 70
PRIMARY/JUNIOR BASIC

STATE/UTS		BOYS	GIRLS	TOTAL
1	2	3	4	5
1	ANDHRA PRADESH	36868	0	36868
2	ASSAM	19266	623	19889
3	BIHAR	41328	5037	46365
4	GUJARAT	10674	197	10871
5	HARYANA	4105	144	4249
6	JAMMU & KASHMIR	3524	1431	4955
7	KERALA	6882	40	6922
8	MADHYA PRADESH	33722	2815	36537
9	MAHARASHTRA	27181	940	28121
10	MYSORE	20934	613	21547
11	NAGALAND	875	0	875
12	ORISSA	26303	251	26554
13	PUNJAB	7109	147	7256
14	RAJASTHAN	18146	1230	19376
15	TAMIL NADU (MADR)	25865	0	25865
16	UTTAR PRADESH	50403	11427	61830
17	WEST BENGAL	33966	1036	35002
18	A & N ISLANDS	124	0	124
19	CHANDIGARH	38	0	38
20	DADRA AND NAGAR	126	0	126
21	DELHI	553	388	941
22	GOA DAMAN AND DI	775	0	775
23	HIMACHAL PRADESH	3765	7	3772
24	LM AND A ISLANDS	15	4	19
25	MANIPUR	2054	315	2369
26	N E F A	463	0	463
27	PONDICHERRY	237	13	250
28	TRIPURA	1344	0	1344
INDIA		376645	26658	403303

TABLE XX I

NUMBER OF RECOGNISED EDUCATIONAL INSTITUTIONS IN INDIA

1970 - 71
PRIMARY/JUNIOR BASIC

STATE/UTS		BOYS	GIRLS	TOTAL
1	2	3	4	5
1	ANDHRA PRADESH	37013	0	37013
2	ARUNACHAL PRADES	503	0	503
3	ASSAM	17120	603	17723
4	BIHAR	41758	5065	46823
5	GOA *	0	0	0
6	GUJARAT	10624	186	10810
7	HARYANA	4068	136	4204
8	HIMACHAL PRADESH	3760	8	3768
9	JAMMU & KASHMIR	3295	1577	4872
10	KARNATAKA	21050	667	21717
11	KERALA	6848	40	6888
12	MADHYA PRADESH	34146	2834	36980
13	MAHARASHTRA	27601	932	28533
14	MANIPUR	2159	313	2472
15	MEGHALAYA	2517	11	2528
16	MIZORAM	0	0	0
17	NAGALAND	883	0	883
18	ORISSA	27481	247	27728
19	PUNJAB	7133	125	7258
20	RAJASTHAN	18497	1115	19612
21	SIKKIM	0	0	0
22	TAMILNADU	26076	0	26076
23	TRIPURA	1384	0	1384
24	UTTAR PRADESH	50503	11624	62127
25	WEST BENGAL	34720	1068	35788
26	A & N ISLANDS	127	0	127
27	CHANDIGARH	37	0	37
28	DADRA & NAGAR HA	126	0	126
29	DAMAN & DIU	765	0	765
30	DELHI	781	574	1355
31	LAKSHADWEEP	15	4	19
32	PONDICHERRY	245	14	259
INDIA		381235	27143	408378

* It is included in Daman & Diu

TABLE XXI

NUMBER OF RECOGNISED EDUCATIONAL INSTITUTIONS IN INDIA

1971 - 72
PRIMARY/JUNIOR BASIC

STATE/UTS		BOYS	GIRLS	TOTAL
1	2	3	4 †	5
1	ANDHRA PRADESH	36826	0	36826
2	ARUNACHAL PRADESH	503	0	503
3	ASSAM	18040	0	18040
4	BIHAR	47713	0	47713
5	GOA *	0	0	0
6	GUJARAT	10803	0	10803
7	HARYANA	4418	0	4418
8	HIMACHAL PRADESH	3755	0	3755
9	JAMMU & KASHMIR	5363	0	5363
10	KARNATAKA	21926	0	21926
11	KERALA	6888	0	6888
12	MADHYA PRADESH	39867	0	39867
13	MAHARASHTRA	29054	0	29054
14	MANIPUR	2472	0	2472
15	MEGHALAYA	2617	0	2617
16	MIZORAM	425	0	425
17	NAGALAND	907	0	907
18	ORISSA	29289	0	29289
19	PUNJAB	7368	0	7368
20	RAJASTHAN	19507	0	19507
21	SIKKIM	0	0	0
22	TAMILNADU	26385	0	26385
23	TRIPURA	1428	0	1428
24	UTTAR PRADESH	62581	0	62581
25	WEST BENGAL	36554	0	36554
26	A & N ISLANDS	130	0	130
27	CHANDIGARH	46	0	46
28	DADRA & NAGAR HA	130	0	130
29	DAMAN & DIU	781	0	781
30	DELHI	1411	0	1411
31	LAKSHADWEEP	19	0	19
32	PONDICHERRY	267	0	267
INDIA		417473	0	417473

* It is included in Daman & Diu

† Data is not separately available, it is included in col. 3

TABLE XX III

NUMBER OF RECOGNISED EDUCATIONAL INSTITUTIONS IN INDIA

1972 - 73
PRIMARY/JUNIOR BASIC

STATE/UTS		BOYS	GIRLS	TOTAL
1	2	3	4 †	5
1	ANDHRA PRADESH	36805	0	36805
2	ARUNACHAL PRADES	503	0	503
3	ASSAM	19213	0	19213
4	BIHAR	49291	0	49291
5	GOA *	0	0	0
6	GUJARAT	10740	0	10740
7	HARYANA	4818	0	4818
8	HIMACHAL PRADESH	3861	0	3861
9	JAMMU & KASHMIR	5405	0	5405
10	KARNATAKA	21948	0	21948
11	KERALA	6889	0	6889
12	MADHYA PRADESH	44150	0	44150
13	MAHARASHTRA	29740	0	29740
14	MANIPUR	3342	0	3342
15	MEGHALAYA	2683	0	2683
16	MIZORAM	470	0	470
17	NAGALAND	940	0	940
18	ORISSA	31375	0	31375
19	PUNJAB	8196	0	8196
20	RAJASTHAN	19778	0	19778
21	SIKKIM	0	0	0
22	TAMILNADU	26625	0	26625
23	TRIPURA	1454	0	1454
24	UTTAR PRADESH	62890	0	62890
25	WEST BENGAL	37796	0	37796
26	A & N ISLANDS	141	0	141
27	CHANDIGARH	42	0	42
28	DADRA & NAGAR HA	130	0	130
29	DAMAN & DIU	797	0	797
30	DELHI	1462	0	1462
31	LAKSHADWEEP	20	0	20
32	PONDICHERRY	287	0	287
INDIA		431791	0	431791

* It is included in Daman & Diu

† Data is not available separately. It is included in col. 3

TABLE - XXIV

NUMBER OF RECOGNISED EDUCATIONAL INSTITUTIONS IN INDIA

1973 - 74
PRIMARY/JUNIOR BASIC

STATE/UTS		BOYS	GIRLS	TOTAL
1	2	3	4	5
1	ANDHRA PRADESH	36944	0	36944
2	ARUNACHAL PRADES	528	0	528
3	ASSAM	18967	628	19595
4	BIHAR	45641	5297	50938
5	GOA *	0	0	0
6	GUJARAT	10445	189	10634
7	HARYANA	4976	155	5131
8	HIMACHAL PRADESH	0	0	0
9	JAMMU & KASHMIR	3680	1880	5560
10	KARNATAKA	21417	635	22052
11	KERALA	6985	40	7025
12	MADHYA PRADESH	42839	3242	46081
13	MAHARASHTRA	29900	965	30865
14	MANIPUR	2800	360	3160
15	MEGHALAYA	2928	8	2936
16	MIZORAM	486	1	487
17	NAGALAND	953	0	953
18	ORISSA	31573	249	31822
19	PUNJAB	8877	108	8985
20	RAJASTHAN	18684	884	19568
21	SIKKIM	0	0	0
22	TAMILNADU	26738	0	26738
23	TRIPURA	1478	0	1478
24	UTTAR PRADESH	51313	12382	63695
25	WEST BENGAL	38733	1049	39782
26	A & N ISLANDS	141	0	141
27	CHANDIGARH	41	0	41
28	DADRA & NAGAR HA	137	0	137
29	DAMAN & DIU	834	0	834
30	DELHI	956	577	1533
31	LAKSHADWEEP	16	4	20
32	PONDICHERRY	273	21	294
INDIA		409283	28674	437957

* It is included in Daman & Diu

TABLE XXV

NUMBER OF RECOGNISED EDUCATIONAL INSTITUTIONS IN INDIA

1974 - 75
PRIMARY/JUNIOR BASIC

STATE/UTS		BOYS	GIRLS	TOTAL
1	2	3	4 †	5
1	ANDHRA PRADESH	37039	0	37039
2	ARUNACHAL PRADESH	542	0	542
3	ASSAM	19745	0	19745
4	BIHAR	51446	0	51446
5	GOA *	0	0	0
6	GUJARAT	10445	0	10445
7	HARYANA	5129	0	5129
8	HIMACHAL PRADESH	4275	0	4275
9	JAMMU & KASHMIR	5777	0	5777
10	KARNATAKA	21812	0	21812
11	KERALA	6967	0	6967
12	MADHYA PRADESH	51055	0	51055
13	MAHARASHTRA	31296	0	31296
14	MANIPUR	3463	0	3463
15	MEGHALAYA	3095	0	3095
16	MIZORAM	510	0	510
17	NAGALAND	1035	0	1035
18	ORISSA	31572	0	31572
19	PUNJAB	9335	0	9335
20	RAJASTHAN	19574	0	19574
21	SIKKIM	0	0	0
22	TAMILNADU	26978	0	26978
23	TRIPURA	1510	0	1510
24	UTTAR PRADESH	65067	0	65067
25	WEST BENGAL	40194	0	40194
26	A & N ISLANDS	151	0	151
27	CHANDIGARH	39	0	39
28	DADRA & NAGAR HA	137	0	137
29	DAMAN & DIU	872	0	872
30	DELHI	1582	0	1582
31	LAKSHADWEEP	17	0	17
32	PONDICHERRY	291	0	291
INDIA		450950	0	450950

* It is included in Daman & Diu

† Data is included in column 3

TABLE XXVI

NUMBER OF RECOGNISED EDUCATIONAL INSTITUTIONS IN INDIA

1975 - 76

PRIMARY/JUNIOR BASIC

STATE/UTS		BOYS	GIRLS	TOTAL
1	2	3	4 †	5
1	ANDHRA PRADESH	37096	0	37096
2	ARUNACHAL PRADES	622	0	622
3	ASSAM	20248	0	20248
4	BIHAR	51446	0	51446
5	GOA *	0	0	0
6	GUJARAT	10400	0	10400
7	HARYANA	5149	0	5149
8	HIMACHAL PRADESH	4276	0	4276
9	JAMMU & KASHMIR	5877	0	5877
10	KARNATAKA	21799	0	21799
11	KERALA	6977	0	6977
12	MADHYA PRADESH	51321	0	51321
13	MAHARASHTRA	31714	0	31714
14	MANIPUR	3463	0	3463
15	MEGHALAYA	3195	0	3195
16	MIZORAM	510	0	510
17	NAGALAND	1043	0	1043
18	ORISSA	31703	0	31703
19	PUNJAB	9600	0	9600
20	RAJASTHAN	19629	0	19629
21	SIKKIM	226	0	226
22	TAMILNADU	27236	0	27236
23	TRIPURA	1543	0	1543
24	UTTAR PRADESH	65552	0	65552
25	WEST BENGAL	40538	0	40538
26	A & N ISLANDS	156	0	156
27	CHANDIGARH	42	0	42
28	DADRA & NAGAR HA	137	0	137
29	DAMAN & DIU	891	0	891
30	DELHI	1577	0	1577
31	LAKSHADWEEP	18	0	18
32	PONDICHERRY	286	0	286
INDIA		454270	0	454270

* It is included in Daman & Diu

† Data is included in column 3

TABLE XXVII

NUMBER OF RECOGNISED EDUCATIONAL INSTITUTIONS IN INDIA

1976 - 77
PRIMARY/JUNIOR BASIC

STATE/UTS		BOYS	GIRLS	TOTAL
1	2	3	4	5
1	ANDHRA PRADESH	37720	0	37720
2	ARUNACHAL PRADES	710	0	710
3	ASSAM	19621	630	20251
4	BIHAR	46576	4668	51244
5	GOA *	0	0	0
6	GUJARAT	10196	192	10388
7	HARYANA	4882	263	5145
8	HIMACHAL PRADESH	4259	17	4276
9	JAMMU & KASHMIR	3895	2183	6078
10	KARNATAKA	21415	562	21977
11	KERALA	6937	41	6978
12	MADHYA PRADESH	48625	3408	52033
13	MAHARASHTRA	31342	984	32326
14	MANIPUR	3179	287	3466
15	MEGHALAYA	3341	9	3350
16	MIZORAM	510	0	510
17	NAGALAND	1055	0	1055
18	ORISSA	31458	229	31687
19	PUNJAB	9667	96	9763
20	RAJASTHAN	18619	955	19574
21	SIKKIM	224	0	224
22	TAMILNADU	27306	0	27306
23	TRIPURA	1531	0	1531
24	UTTAR PRADESH	52031	13616	65647
25	WEST BENGAL	39743	1198	40941
26	A & N ISLANDS	156	0	156
27	CHANDIGARH	45	0	45
28	DADRA & NAGAR HA	136	0	136
29	DAMAN & DIU	891	0	891
30	DELHI	1002	608	1610
31	LAKSHADWEEP	17	1	18
32	PONDICHERRY	265	23	288
INDIA		427354	29970	457324

* It is included in Daman & Diu

TABLE XXVII

NUMBER OF RECOGNISED EDUCATIONAL INSTITUTIONS IN INDIA

1977 - 78
PRIMARY/JUNIOR BASIC

STATE/UTS		BOYS	GIRLS	TOTAL
1	2	3	4	5
1	ANDHRA PRADESH	38836	0	38836
2	ARUNACHAL PRADES	776	0	776
3	ASSAM	20716	634	21350
4	BIHAR	46454	4480	50934
5	GOA *	0	0	0
6	GUJARAT	10259	176	10435
7	HARYANA	4878	263	5141
8	HIMACHAL PRADESH	4380	17	4397
9	JAMMU & KASHMIR	4153	2391	6544
10	KARNATAKA	21596	564	22160
11	KERALA	6937	41	6978
12	MADHYA PRADESH	48905	3444	52349
13	MAHARASHTRA	31447	1060	32507
14	MANIPUR	3179	287	3466
15	MEGHALAYA	3381	16	3397
16	MIZORAM	514	0	514
17	NAGALAND	1056	0	1056
18	ORISSAA	31811	216	32027
19	PUNJAB	9545	96	9641
20	RAJASTHAN	18866	955	19821
21	SIKKIM	266	0	266
22	TAMILNADU	27395	0	27395
23	TRIPURA	1528	0	1528
24	UTTAR PRADESH	52898	13398	66296
25	WEST BENGAL	40719	884	41603
26	A & N ISLANDS	155	0	155
27	CHANDIGARH	45	0	45
28	DADRA & NAGAR HA	133	0	133
29	DAMAN & DIU	900	0	900
30	DELHI	1009	605	1614
31	LAKSHADWEEP	16	1	17
32	PONDICHERRY	263	23	286
INDIA		433016	29551	462567

* It is included in Daman & Diu

TABLE XXIX

NUMBER OF RECOGNISED EDUCATIONAL INSTITUTIONS IN INDIA

1978 - 79
PRIMARY/JUNIOR BASIC

STATE/UTS		BOYS	GIRLS	TOTAL
1	2	3	4	5
1	ANDHRA PRADESH	39486	210	39696
2	ARUNACHAL PRADES	735	0	735
3	ASSAM	21149	454	21603
4	BIHAR	46336	4382	50718
5	GOA *	0	0	0
6	GUJARAT	10579	182	10761
7	HARYANA	5113	271	5384
8	HIMACHAL PRADESH	4399	17	4416
9	JAMMU & KASHMIR	4310	2399	6709
10	KARNATAKA	22047	481	22528
11	KERALA	5986	47	6033
12	MADHYA PRADESH	50141	3431	53572
13	MAHARASHTRA	31923	1129	33052
14	MANIPUR	3166	282	3448
15	MEGHALAYA	3571	4	3575
16	MIZORAM	515	1	516
17	NAGALAND	1118	0	1118
18	ORISSA	31911	192	32103
19	PUNJAB	12199	199	12398
20	RAJASTHAN	19813	973	20786
21	SIKKIM	299	0	299
22	TAMILNADU	27505	0	27505
23	TRIPURA	1573	0	1573
24	UTTAR PRADESH	59268	8854	68122
25	WEST BENGAL	42324	335	42659
26	A & N ISLANDS	160	0	160
27	CHANDIGARH	41	0	41
28	DADRA & NAGAR HA	134	0	134
29	DAMAN & DIU	951	0	951
30	DELHI	1000	620	1620
31	LAKSHADWEEP	16	0	16
32	PONDICHERRY	266	22	288
INDIA		448034	24485	472519

* It is included in Daman & Diu

TABLE X X X

NUMBER OF RECOGNISED EDUCATIONAL INSTITUTIONS IN INDIA

1979 - 80
PRIMARY/JUNIOR BASIC

STATE/UTS		BOYS	GIRLS	TOTAL
1	2	3	4	5
1	ANDHRA PRADESH	39676	330	40006
2	ARUNACHAL PRADES	821	0	821
3	ASSAM	21269	454	21723
4	BIHAR	46577	4294	50871
5	GOA *	0	0	0
6	GUJARAT	10897	168	11065
7	HARYANA	4884	233	5117
8	HIMACHAL PRADESH	4486	17	4503
9	JAMMU & KASHMIR	4473	2561	7034
10	KARNATAKA	22016	516	22532
11	KERALA	6957	47	7004
12	MADHYA PRADESH	51716	3662	55378
13	MAHARASHTRA	33119	1197	34316
14	MANIPUR	3142	287	3429
15	MEGHALAYA	3900	5	3905
16	MIZORAM	584	1	585
17	NAGALAND	1103	0	1103
18	ORISSA	31911	192	32103
19	PUNJAB	12208	162	12370
20	RAJASTHAN	20292	987	21279
21	SIKKIM	309	0	309
22	TAMILNADU	27662	0	27662
23	TRIPURA	1621	0	1621
24	UTTAR PRADESH	61438	8854	70292
25	WEST BENGAL	43408	754	44162
26	A & N ISLANDS	167	0	167
27	CHANDIGARH	41	0	41
28	DADRA & NAGAR HA	133	0	133
29	DAMAN & DIU	963	0	963
30	DELHI	1044	633	1677
31	LAKSHADWEEP	17	0	17
32	PONDICHERY	260	28	288
INDIA		457094	25382	482476

* It is included in Daman & Diu

TABLE XXXI

NUMBER OF RECOGNISED EDUCATIONAL INSTITUTIONS IN INDIA

1980 - 81
PRIMARY/JUNIOR BASIC

STATE/UTS		BOYS	GIRLS	TOTAL
1	2	3	4	5
1	ANDHRA PRADESH	40304	307	40611
2	ARUNACHAL PRADES	845	0	845
3	ASSAM	21269	454	21723
4	BIHAR	46701	4279	50980
5	GOA	967	0	967
6	GUJARAT	11029	170	11199
7	HARYANA	4711	223	4934
8	HIMACHAL PRADESH	6070	23	6093
9	JAMMU & KASHMIR	4695	2711	7406
10	KARNATAKA	22010	513	22523
11	KERALA	6814	47	6861
12	MADHYA PRADESH	53296	3722	57018
13	MAHARASHTRA	34293	1205	35498
14	MANIPUR	2637	223	2860
15	MEGHALAYA	3911	7	3918
16	MIZORAM	654	1	655
17	NAGALAND	1144	0	1144
18	ORISSA	35724	169	35893
19	PUNJAB	12219	164	12383
20	RAJASTHAN	21460	1014	22474
21	SIKKIM	321	0	321
22	TAMILNADU	27705	0	27705
23	TRIPURA	1643	0	1643
24	UTTAR PRADESH	63445	7161	70606
25	WEST BENGAL	45243	632	45875
26	A & N ISLANDS	175	0	175
27	CHANDIGARH	41	0	41
28	DADRA & NAGAR HA	130	0	130
29	DAMAN & DIU *	0	0	0
30	DELHI	965	761	1726
31	LAKSHADWEEP	17	0	17
32	PONDICHERRY	262	17	279
INDIA		470700	23803	494503

* It is included in Goa

TABLE 2X211

NUMBER OF RECOGNISED EDUCATIONAL INSTITUTIONS IN INDIA

1981 - 82
PRIMARY/JUNIOR BASIC

STATE/UTS		BOYS	GIRLS	TOTAL
1	2	3	4	5
1	ANDHRA PRADESH	40450	319	40769
2	ARUNACHAL PRADES	878	1	879
3	ASSAM	21275	454	21729
4	BIHAR	46697	4243	50940
5	GOA	975	0	975
6	GUJARAT	11227	169	11396
7	HARYANA	4706	234	4940
8	HIMACHAL PRADESH	6171	56	6227
9	JAMMU & KASHMIR	4807	2718	7525
10	KARNATAKA	21926	513	22439
11	KERALA	6760	47	6807
12	MADHYA PRADESH	56933	3941	60874
13	MAHARASHTRA	34866	1232	36098
14	MANIPUR	2637	223	2860
15	MEGHALAYA	4048	6	4054
16	MIZORAM	744	1	745
17	NAGALAND	1184	0	1184
18	ORISSA	36024	169	36193
19	PUNJAB	12219	163	12382
20	RAJASTHAN	22110	1109	23219
21	SIKKIM	360	0	360
22	TAMILNADU	27767	0	27767
23	TRIPURA	1792	0	1792
24	UTTAR PRADESH	65926	5676	71602
25	WEST BENGAL	46592	1034	47626
26	A & N ISLANDS	180	0	180
27	CHANDIGARH	34	0	34
28	DADRA & NAGAR HA	121	0	121
29	DAMAN & DIU *	0	0	0
30	DELHI	1004	734	1738
31	LAKSHADWEEP	18	0	18
32	PONDICHERRY	269	21	290
INDIA		480700	23063	503763

* It is included in Goa

TABLE XXXIII

NUMBER OF RECOGNISED EDUCATIONAL INSTITUTIONS IN INDIA

1982 - 83
PRIMARY/JUNIOR BASIC

STATE/UTS		BOYS	GIRLS	TOTAL
1	2	3	4	5
1	ANDHRA PRADESH	40899	304	41203
2	ARUNACHAL PRADES	942	2	944
3	ASSAM	23834	550	24384
4	BIHAR	46560	4225	50785
5	GOA	1004	0	1004
6	GUJARAT	11331	158	11489
7	HARYANA	4617	216	4833
8	HIMACHAL PRADESH	6385	56	6441
9	JAMMU & KASHMIR	4845	2740	7585
10	KARNATAKA	22839	520	23359
11	KERALA	6741	47	6788
12	MADHYA PRADESH	57065	4041	61106
13	MAHARASHTRA	35384	1269	36653
14	MANIPUR	2600	221	2821
15	MEGHALAYA	4087	6	4093
16	MIZORAM	839	1	840
17	NAGALAND	1216	0	1216
18	ORISSA	36024	169	36193
19	PUNJAB	12232	157	12389
20	RAJASTHAN	22383	1167	23550
21	SIKKIM	417	0	417
22	TAMILNADU	28290	0	28290
23	TRIPURA	1946	0	1946
24	UTTAR PRADESH	67995	4693	72688
25	WEST BENGAL	46629	1039	47668
26	A & N ISLANDS	219	0	219
27	CHANDIGARH	34	0	34
28	DADRA & NAGAR HA	122	0	122
29	DAMAN & DIU *	0	0	0
30	DELHI	999	732	1731
31	LAKSHADWEEP	18	0	18
32	PONDICHERRY	307	17	324
INDIA		488803	22330	511133

* It is included in Goa

TABLE XXIV

NUMBER OF RECOGNISED EDUCATIONAL INSTITUTIONS IN INDIA

1983 - 84
PRIMARY/JUNIOR BASIC

STATE/UTS		BOYS	GIRLS	TOTAL
1	2	3	4	5
1	ANDHRA PRADESH	41322	304	41626
2	ARUNACHAL PRADESH	961	2	963
3	ASSAM	24528	548	25076
4	BIHAR	46612	4188	50800
5	GOA	998	0	998
6	GUJARAT	11665	154	11819
7	HARYANA	4544	350	4894
8	HIMACHAL PRADESH	6541	56	6597
9	JAMMU & KASHMIR	4877	2753	7630
10	KARNATAKA	23498	554	24052
11	KERALA	6795	47	6842
12	MADHYA PRADESH	57189	4108	61297
13	MAHARASHTRA	35564	1289	36853
14	MANIPUR	2504	221	2725
15	MEGHALAYA	4107	6	4113
16	MIZORAM	880	0	880
17	NAGALAND	1235	0	1235
18	ORISSA	36024	169	36193
19	PUNJAB	12239	157	12396
20	RAJASTHAN	22327	1187	23514
21	SIKKIM	438	0	438
22	TAMILNADU	28548	0	28548
23	TRIPURA	1961	0	1961
24	UTTAR PRADESH	68797	4663	73460
25	WEST BENGAL	47738	1160	48898
26	A & N ISLANDS	184	0	184
27	CHANDIGARH	35	0	35
28	DADRA & NAGAR HA	123	0	123
29	DAMAN & DIU *	0	0	0
30	DELHI	998	745	1743
31	LAKSHADWEEP	19	0	19
32	PONDICHERRY	273	53	326
INDIA		493524	22714	516238

* It is included in Goa

TABLE X X X V

NUMBER OF RECOGNISED EDUCATIONAL INSTITUTIONS IN INDIA

1984 - 85
PRIMARY/JUNIOR BASIC

STATE/UTS		BOYS	GIRLS	TOTAL
1	2	3	4	5
1	ANDHRA PRADESH	41419	283	41702
2	ARUNACHAL PRADESH	926	2	928
3	ASSAM	25382	548	25930
4	BIHAR	46581	4196	50777
5	GOA *	0	0	0
6	GUJARAT	11807	181	11988
7	HARYANA	4517	411	4928
8	HIMACHAL PRADESH	6583	56	6639
9	JAMMU & KASHMIR	4897	2760	7657
10	KARNATAKA	23996	681	24677
11	KERALA	6802	47	6849
12	MADHYA PRADESH	57566	4133	61699
13	MAHARASHTRA	36055	1305	37360
14	MANIPUR	2516	201	2717
15	MEGHALAYA	4120	7	4127
16	MIZORAM	926	1	927
17	NAGALAND	1278	0	1278
18	ORISSA	36024	169	36193
19	PUNJAB	12172	159	12331
20	RAJASTHAN	23280	1248	24528
21	SIKKIM	457	0	457
22	TAMILNADU	28847	0	28847
23	TRIPURA	1956	0	1956
24	UTTAR PRADESH	69137	4731	73868
25	WEST BENGAL	47973	1189	49162
26	A & N ISLANDS	183	0	183
27	CHANDIGARH	71	0	71
28	DADRA & NAGAR HA	124	0	124
29	DAMAN & DIU	1019	0	1019
30	DELHI	1001	770	1771
31	LAKSHADWEEP	18	0	18
32	PONDICHERRY	320	17	337
INDIA		497953	23095	521048

* It is included in Daman & Diu

DOCUMENTARY
 J-9920
 31-7-98

TABLE XXVI

NUMBER OF RECOGNISED EDUCATIONAL INSTITUTIONS IN INDIA

1985 - 86
PRIMARY/JUNIOR BASIC

STATE/UTS		BOYS	GIRLS	TOTAL
1	2	3	4	5
1	ANDHRA PRADESH	41771	283	42054
2	ARUNACHAL PRADES	947	2	949
3	ASSAM	25352	548	25900
4	BIHAR	46715	4201	50916
5	GOA *	0	0	0
6	GUJARAT	12284	288	12572
7	HARYANA	4530	548	5078
8	HIMACHAL PRADESH	6746	56	6802
9	JAMMU & KASHMIR	5033	2827	7860
10	KARNATAKA	24028	707	24735
11	KERALA	6800	45	6845
12	MADHYA PRADESH	58622	4224	62846
13	MAHARASHTRA	36536	1275	37811
14	MANIPUR	2477	201	2678
15	MEGHALAYA	4124	5	4129
16	MIZORAM	1000	0	1000
17	NAGALAND	1270	0	1270
18	ORISSA	36824	169	36993
19	PUNJAB	12170	161	12331
20	RAJASTHAN	26141	1449	27590
21	SIKKIM	478	0	478
22	TAMILNADU	29118	0	29118
23	TRIPURA	1898	0	1898
24	UTTAR PRADESH	70412	3639	74051
25	WEST BENGAL	48231	1191	49422
26	A & N ISLANDS	181	0	181
27	CHANDIGARH	34	0	34
28	DADRA & NAGAR HA	124	0	124
29	DAMAN & DIU	1014	0	1014
30	DELHI	1054	770	1824
31	LAKSHADWEEP	18	0	18
32	PONDICHERRY	333	18	351
INDIA		506265	22607	528872

* It is included in Daman & Diu

TABLE XXVII

NUMBER OF RECOGNISED EDUCATIONAL INSTITUTIONS IN INDIA

1986 - 87
PRIMARY/JUNIOR BASIC

STATE/UTS		BOYS	GIRLS	TOTAL
1	2	3	4	5
1	ANDHRA PRADESH	44061	292	44353
2	ARUNACHAL PRADESH	955	1	956
3	ASSAM	25711	162	25873
4	BIHAR	47258	4148	51406
5	GOA *	0	0	0
6	GUJARAT	12477	175	12652
7	HARYANA	4322	527	4849
8	HIMACHAL PRADESH	6881	23	6904
9	JAMMU & KASHMIR	5513	1953	7466
10	KARNATAKA	23436	707	24143
11	KERALA	6783	45	6828
12	MADHYA PRADESH	59903	4307	64210
13	MAHARASHTRA	36665	1274	37939
14	MANIPUR	2673	84	2757
15	MEGHALAYA	4124	5	4129
16	MIZORAM	1024	1	1025
17	NAGALAND	1270	0	1270
18	ORISSA	34093	166	34259
19	PUNJAB	12158	164	12322
20	RAJASTHAN	26650	1489	28139
21	SIKKIM	468	0	468
22	TAMILNADU	29268	0	29268
23	TRIPURA	1927	0	1927
24	UTTAR PRADESH	71822	3742	75564
25	WEST BENGAL	48093	363	48456
26	A & N ISLANDS	184	0	184
27	CHANDIGARH	35	0	35
28	DADRA & NAGAR HA	124	0	124
29	DAMAN & DIU	1014	0	1014
30	DELHI	1042	796	1838
31	LAKSHADWEEP	19	0	19
32	PONDICHERRY	333	18	351
INDIA		510286	20442	530728

* It is included in Daman & Diu

TABLE XXXVIII

NUMBER OF RECOGNISED EDUCATIONAL INSTITUTIONS IN INDIA

1987 - 88

PRIMARY/JUNIOR BASIC

STATE/UTS		BOYS	GIRLS	TOTAL
1	2	3	4	5
1	ANDHRA PRADESH	45794	292	46086
2	ARUNACHAL PRADES	1038	1	1039
3	ASSAM	26183	487	26670
4	BIHAR	48043	4139	52182
5	GOA	994	0	994
6	GUJARAT	12628	187	12815
7	HARYANA	4503	545	5048
8	HIMACHAL PRADESH	7051	23	7074
9	JAMMU & KASHMIR	5713	1953	7666
10	KARNATAKA	23436	707	24143
11	KERALA	6777	40	6817
12	MADHYA PRADESH	61450	4396	65846
13	MAHARASHTRA	36938	1284	38222
14	MANIPUR	2694	84	2778
15	MEGHALAYA	4127	5	4132
16	MIZORAM	1032	1	1033
17	NAGALAND	1270	0	1270
18	ORISSA	35102	173	35275
19	PUNJAB	12158	164	12322
20	RAJASTHAN	26990	1517	28507
21	SIKKIM	489	0	489
22	TAMILNADU	29319	0	29319
23	TRIPURA	1989	0	1989
24	UTTAR PRADESH	72355	3885	76240
25	WEST BENGAL	48110	380	48490
26	A & N ISLANDS	184	0	184
27	CHANDIGARH	41	0	41
28	DADRA & NAGAR HA	122	0	122
29	DAMAN & DIU	39	0	39
30	DELHI	1015	782	1797
31	LAKSHADWEEP	19	0	19
32	PONDICHERY	341	13	354
INDIA		517944	21058	539002

TABLE XXXIX

NUMBER OF RECOGNISED EDUCATIONAL INSTITUTIONS IN INDIA

1988 - 89

PRIMARY/JUNIOR BASIC

STATE/UTS		BOYS	GIRLS	TOTAL
1	2	3	4	5
1	ANDHRA PRADESH	46600	291	46891
2	ARUNACHAL PRADESH	1078	1	1079
3	ASSAM	26183	487	26670
4	BIHAR	48043	4139	52182
5	GOA	997	0	997
6	GUJARAT	12742	190	12932
7	HARYANA	4480	552	5032
8	HIMACHAL PRADESH	7125	40	7165
9	JAMMU & KASHMIR	5857	2978	8835
10	KARNATAKA	22689	389	23078
11	KERALA	6779	40	6819
12	MADHYA PRADESH	62667	4515	67182
13	MAHARASHTRA	37228	1302	38530
14	MANIPUR	2689	82	2771
15	MEGHALAYA	4177	5	4182
16	MIZORAM	1052	1	1053
17	NAGALAND	1286	0	1286
18	ORISSA	35434	187	35621
19	PUNJAB	12192	165	12357
20	RAJASTHAN	27239	1613	28852
21	SIKKIM	489	0	489
22	TAMILNADU	29359	0	29359
23	TRIPURA	1989	0	1989
24	UTTAR PRADESH	72355	3885	76240
25	WEST BENGAL	48110	380	48490
26	A & N ISLANDS	185	0	185
27	CHANDIGARH	43	0	43
28	DADRA & NAGAR HA	122	0	122
29	DAMAN & DIU	39	0	39
30	DELHI	854	953	1807
31	LAKSHADWEEP	19	0	19
32	PONDICHERRY	337	14	351
INDIA		520438	22209	542647

TABLE XL

NUMBER OF RECOGNISED EDUCATIONAL INSTITUTIONS IN INDIA

1989 - 90
PRIMARY/JUNIOR BASIC

STATE/UTS		BOYS	GIRLS	TOTAL
1	2	3	4	5
1	ANDHRA PRADESH	46600	291	46891
2	ARUNACHAL PRADES	1100	1	1101
3	ASSAM	26183	487	26670
4	BIHAR	48831	4086	52917
5	GOA	996	0	996
6	GUJARAT	13162	194	13356
7	HARYANA	4303	619	4922
8	HIMACHAL PRADESH	7300	40	7340
9	JAMMU & KASHMIR	6007	2983	8990
10	KARNATAKA	23150	389	23539
11	KERALA	6772	40	6812
12	MADHYA PRADESH	62667	4515	67182
13	MAHARASHTRA	37315	1279	38594
14	MANIPUR	2852	82	2934
15	MEGHALAYA	4207	5	4212
16	MIZORAM	1084	0	1084
17	NAGALAND	1286	0	1286
18	ORISSA	35434	187	35621
19	PUNJAB	12207	165	12372
20	RAJASTHAN	28805	1908	30713
21	SIKKIM	512	0	512
22	TAMILNADU	29491	0	29491
23	TRIPURA	2083	0	2083
24	UTTAR PRADESH	73359	4067	77426
25	WEST BENGAL	48110	380	48490
26	A & N ISLANDS	185	0	185
27	CHANDIGARH	49	0	49
28	DADRA & NAGAR HA	120	0	120
29	DAMAN & DIU	43	0	43
30	DELHI	881	956	1837
31	LAKSHADWEEP	19	0	19
32	PONDICHERRY	330	14	344
INDIA		525443	22688	548131

TABLE XLII

NUMBER OF RECOGNISED EDUCATIONAL INSTITUTIONS IN INDIA

1990 - 91
PRIMARY/JUNIOR BASIC

STATE/UTS		BOYS	GIRLS	TOTAL
1	2	3	4	5
1	ANDHRA PRADESH	48429	302	48731
2	ARUNACHAL PRADESH	1121	1	1122
3	ASSAM	27225	487	27712
4	BIHAR	48834	4098	52932
5	GOA	1014	0	1014
6	GUJARAT	13518	202	13720
7	HARYANA	4196	918	5114
8	HIMACHAL PRADESH	7425	46	7471
9	JAMMU & KASHMIR	6200	3042	9242
10	KARNATAKA	23306	389	23695
11	KERALA	6727	40	6767
12	MADHYA PRADESH	63587	4580	68167
13	MAHARASHTRA	37819	1265	39084
14	MANIPUR	2985	204	3189
15	MEGHALAYA	4227	5	4232
16	MIZORAM	1109	0	1109
17	NAGALAND	1287	0	1287
18	ORISSA	39825	208	40033
19	PUNJAB	12223	177	12400
20	RAJASTHAN	28524	1744	30268
21	SIKKIM	510	0	510
22	TAMILNADU	29979	0	29979
23	TRIPURA	2097	0	2097
24	UTTAR PRADESH	73837	4158	77995
25	WEST BENGAL	49885	504	50389
26	A & N ISLANDS	185	0	185
27	CHANDIGARH	54	0	54
28	DADRA & NAGAR HA	120	0	120
29	DAMAN & DIU	46	0	46
30	DELHI	947	964	1911
31	LAKSHADWEEP	19	0	19
32	PONDICHERRY	327	14	341
INDIA		537587	23348	560935

TABLE XLII

NUMBER OF RECOGNISED EDUCATIONAL INSTITUTIONS IN INDIA

1991 - 92
PRIMARY/JUNIOR BASIC

STATE/UTS		BOYS	GIRLS	TOTAL
1	2	3	4	5
1	ANDHRA PRADESH	48753	304	49057
2	ARUNACHAL PRADESH	50510	2	50512
3	ASSAM	1142	487	1629
4	BIHAR	27836	3990	31826
5	GOA	49056	0	49056
6	GUJARAT	1031	191	1222
7	HARYANA	13690	885	14575
8	HIMACHAL PRADESH	4288	42	4330
9	JAMMU & KASHMIR	7648	3069	10717
10	KARNATAKA	6517	391	6908
11	KERALA	23419	40	23459
12	MADHYA PRADESH	6743	4606	11349
13	MAHARASHTRA	64367	1257	65624
14	MANIPUR	38112	56	38168
15	MEGHALAYA	3020	5	3025
16	MIZORAM	19	0	19
17	NAGALAND	4230	0	4230
18	ORISSA	1118	412	1530
19	PUNJAB	1299	175	1474
20	RAJASTHAN	40792	1778	42570
21	SIKKIM	12289	0	12289
22	TAMILNADU	28725	0	28725
23	TRIPURA	510	0	510
24	UTTAR PRADESH	30004	4251	34255
25	WEST BENGAL	2096	511	2607
26	A & N ISLANDS	74389	0	74389
27	CHANDIGARH	189	0	189
28	DADRA & NAGAR HA	54	0	54
29	DAMAN & DIU	46	0	46
30	DELHI	121	970	1091
31	LAKSHADWEEP	977	0	977
32	PONDICHERRY	318	14	332
INDIA		543308	23436	566744

TABLE - XLIII

NUMBER OF RECOGNISED EDUCATIONAL INSTITUTIONS IN INDIA

1992 - 93
PRIMARY/JUNIOR BASIC

STATE/UTS		BOYS	GIRLS	TOTAL
1	2	3	4	5
1	ANDHRA PRADESH	48297	309	48606
2	ARUNACHAL PRADES	1149	1	1150
3	ASSAM	29080	482	29562
4	BIHAR	49136	3927	53063
5	GOA	1033	0	1033
6	GUJARAT	13881	195	14076
7	HARYANA	4596	862	5458
8	HIMACHAL PRADESH	7581	27	7608
9	JAMMU & KASHMIR	6613	3171	9784
10	KARNATAKA	23424	398	23822
11	KERALA	6679	40	6719
12	MADHYA PRADESH	66581	4741	71322
13	MAHARASHTRA	38746	1238	39984
14	MANIPUR	2966	63	3029
15	MEGHALAYA	3994	5	3999
16	MIZORAM	1065	1	1066
17	NAGALAND	1305	0	1305
18	ORISSA	40774	430	41204
19	PUNJAB	12279	183	12462
20	RAJASTHAN	30501	1953	32454
21	SIKKIM	527	0	527
22	TAMILNADU	30098	0	30098
23	TRIPURA	2113	0	2113
24	UTTAR PRADESH	74889	4332	79221
25	WEST BENGAL	48248	487	48735
26	A & N ISLANDS	188	0	188
27	CHANDIGARH	56	0	56
28	DADRA & NAGAR HA	126	0	126
29	DAMAN & DIU	46	0	46
30	DELHI	1093	979	2072
31	LAKSHADWEEP	19	0	19
32	PONDICHERRY	325	16	341
INDIA		547408	23840	571248

TABLE XLIV

NUMBER OF RECOGNISED EDUCATIONAL INSTITUTIONS IN INDIA

1950 - 51
UPPER PRIMARY/MIDDLE

STATE/UTS		BOYS	GIRLS	TOTAL
1	2	3	4	5
1	ANDHRA PRADESH	0	0	0
2	ASSAM	812	105	917
3	BIHAR	2055	117	2172
4	BOMBAY	347	33	380
5	MADHYA PRADESH	759	76	835
6	MADRAS	221	61	282
7	ORISSA	469	33	502
8	PUNJAB	861	88	949
9	UTTAR PRADESH	2386	468	2854
10	WEST BENGAL	1084	177	1261
11	HYDERABAD	169	39	208
12	MADHYA BHARAT	279	52	331
13	MYSORE	597	114	711
14	PEPSU	220	25	245
15	RAJASTHAN	602	91	693
16	SAURASHTRA	69	8	77
17	TRAVANCORE-COCHI	507	110	617
18	AJMER	28	11	39
19	A & N ISLANDS	0	0	0
20	BHOPAL	20	2	22
21	BILASPUR	5	1	6
22	COORG	38	0	38
23	DELHI	45	29	74
24	HIMACHAL PRADESH	80	8	88
25	KUTCH	12	0	12
26	MANIPUR	68	3	71
27	TRIPURA	34	6	40
28	VINDYA PRADESH	155	17	172
29	JAMMU & KASHMIR	0	0	0
30	N.E.F.A	0	0	0
31	KERALA	0	0	0
32	L.M AND A ISLAND	0	0	0
33	PONDICHERRY	0	0	0
INDIA		11922	1674	13596

TABLE XLV
NUMBER OF RECOGNISED EDUCATIONAL INSTITUTIONS IN INDIA

1951 - 52
UPPER PRIMARY/MIDDLE

STATE/UTS		BOYS	GIRLS	TOTAL
1	2	3	4	5
1	ANDHRA PRADESH	0	0	0
2	ASSAM	895	117	1012
3	BIHAR	2317	131	2448
4	BOMBAY	349	30	379
5	MADHYA PRADESH	787	68	855
6	MADRAS	251	55	306
7	ORISSA	491	35	526
8	PUNJAB	789	105	894
9	UTTAR PRADESH	2608	463	3071
10	WEST BENGAL	1115	184	1299
11	HYDERABAD	187	37	224
12	MADHYA BHARAT	303	52	355
13	MYSORE	597	109	706
14	PEPSU	229	34	263
15	RAJASTHAN	699	100	799
16	SAURASHTRA	85	10	95
17	TRAVANCORE-COCHI	638	114	752
18	AJMER	24	9	33
19	A & N ISLANDS	0	0	0
20	BHOPAL	25	1	26
21	BILASPUR	8	0	8
22	COORG	44	0	44
23	DELHI	49	32	81
24	HIMACHAL PRADESH	82	7	89
25	KUTCH	12	0	12
26	MANIPUR	82	3	85
27	TRIPURA	38	6	44
28	VINDYA PRADESH	152	18	170
29	JAMMU & KASHMIR	0	0	0
30	N.E.F.A	0	0	0
31	KERALA	0	0	0
32	L.M AND A ISLAND	0	0	0
33	PONDICHERRY	0	0	0
INDIA		12856	1720	14576

TABLE XLVI

NUMBER OF RECOGNISED EDUCATIONAL INSTITUTIONS IN INDIA

1952 - 53
UPPER PRIMARY/MIDDLE

STATE/UTS		BOYS	GIRLS	TOTAL
1	2	3	4	5
1	ANDHRA PRADESH	0	0	0
2	ASSAM	982	126	1108
3	BIHAR	2513	145	2658
4	BOMBAY	418	40	458
5	MADHYA PRADESH	854	68	922
6	MADRAS	281	50	331
7	ORISSA	523	37	560
8	PUNJAB	786	129	915
9	UTTAR PRADESH	2779	465	3244
10	WEST BENGAL	1119	187	1306
11	HYDERABAD	192	43	235
12	MADHYA BHARAT	310	56	366
13	MYSORE	606	109	715
14	PEPSU	247	32	279
15	RAJASTHAN	654	106	760
16	SAURASHTRA	83	9	92
17	TRAVANCORE-COCHI	698	75	773
18	AJMER	24	9	33
19	A & N ISLANDS	0	0	0
20	BHOPAL	37	2	39
21	BILASPUR	12	0	12
22	COORG	49	0	49
23	DELHI	55	38	93
24	HIMACHAL PRADESH	89	9	98
25	KUTCH	10	1	11
26	MANIPUR	52	3	55
27	TRIPURA	42	6	48
28	VINDYA PRADESH	163	17	180
29	JAMMU & KASHMIR	0	0	0
30	N.E.F.A	0	0	0
31	KERALA	0	0	0
32	L.M AND A ISLAND	0	0	0
33	PONDICHERRY	0	0	0
INDIA		13578	1762	15340

TABLE XLVII

NUMBER OF RECOGNISED EDUCATIONAL INSTITUTIONS IN INDIA

1953 - 54
UPPER PRIMARY/MIDDLE

STATE/UTS		BOYS	GIRLS	TOTAL
1	2	3	4	5
1	ANDHRA PRADESH	100	20	120
2	ASSAM	1060	144	1204
3	BIHAR	2761	144	2905
4	BOMBAY	437	32	469
5	MADHYA PRADESH	968	78	1046
6	MADRAS	217	28	245
7	ORISSA	548	35	583
8	PUNJAB	607	155	762
9	UTTAR PRADESH	2842	477	3319
10	WEST BENGAL	1204	203	1407
11	HYDERABAD	201	47	248
12	MADHYA BHARAT	314	52	366
13	MYSORE	630	110	740
14	PEPSU	253	33	286
15	RAJASTHAN	667	118	785
16	SAURASHTRA	84	8	92
17	TRAVANCORE-COCHI	723	75	798
18	AJMER	24	10	34
19	A & N ISLANDS	2	0	2
20	BHOPAL	37	3	40
21	BILASPUR	15	0	15
22	COORG	46	0	46
23	DELHI	68	35	103
24	HIMACHAL PRADESH	94	9	103
25	KUTCH	15	1	16
26	MANIPUR	63	3	66
27	TRIPURA	53	6	59
28	VINDYA PRADESH	174	20	194
29	JAMMU & KASHMIR	154	45	199
30	N.E.F.A	0	0	0
31	KERALA	0	0	0
32	L.M AND A ISLAND	0	0	0
33	PONDICHERRY	0	0	0
INDIA		14361	1891	16252

TABLE XLVII

NUMBER OF RECOGNISED EDUCATIONAL INSTITUTIONS IN INDIA

1954 - 55
UPPER PRIMARY/MIDDLE

STATE/UTS		BOYS	GIRLS	TOTAL
1	2	3	4	5
1	ANDHRA PRADESH	92	17	109
2	ASSAM	1159	148	1307
3	BIHAR	2996	152	3148
4	BOMBAY	430	34	464
5	MADHYA PRADESH	1059	87	1146
6	MADRAS	249	25	274
7	ORISSA	593	39	632
8	PUNJAB	582	175	757
9	UTTAR PRADESH	3000	496	3496
10	WEST BENGAL	1289	214	1503
11	HYDERABAD	217	48	265
12	MADHYA BHARAT	363	54	417
13	MYSORE	641	117	758
14	PEPSU	244	35	279
15	RAJASTHAN	665	113	778
16	SAURASHTRA	79	8	87
17	TRAVANCORE-COCHI	879	0	879
18	AJMER	25	11	36
19	A & N ISLANDS	2	0	2
20	BHOPAL	51	6	57
21	BILASPUR	0	0	0
22	COORG	49	0	49
23	DELHI	82	42	124
24	HIMACHAL PRADESH	108	9	117
25	KUTCH	14	0	14
26	MANIPUR	75	4	79
27	TRIPURA	57	7	64
28	VINDYA PRADESH	189	19	208
29	JAMMU & KASHMIR	213	41	254
30	N. E. F. A	15	0	15
31	KERALA	0	0	0
32	L. M AND A ISLAND	0	0	0
33	PONDICHERRY	0	0	0
INDIA		15417	1901	17318

TABLE XLIX

NUMBER OF RECOGNISED EDUCATIONAL INSTITUTIONS IN INDIA

1955 - 56
UPPER PRIMARY/MIDDLE

STATE/UTS		BOYS	GIRLS	TOTAL
1	2	3	4	5
1	ANDHRA PRADESH	100	19	119
2	ASSAM	1213	144	1357
3	BIHAR	3155	166	3321
4	BOMBAY	3316	335	3651
5	MADHYA PRADESH	1266	103	1369
6	MADRAS	431	19	450
7	ORISSA	644	44	688
8	PUNJAB	524	204	728
9	UTTAR PRADESH	3128	512	3640
10	WEST BENGAL	1382	232	1614
11	HYDERABAD	237	50	287
12	MADHYA BHARAT	379	59	438
13	MYSORE	672	118	790
14	PEPSU	248	45	293
15	RAJASTHAN	736	130	866
16	SAURASHTRA	60	7	67
17	TRAVANCORE-COCHI	922	0	922
18	AJMER	29	11	40
19	A & N ISLANDS	2	0	2
20	BHOPAL	75	11	86
21	BILASPUR	0	0	0
22	COORG	49	0	49
23	DELHI	90	40	130
24	HIMACHAL PRADESH	113	9	122
25	KUTCH	13	0	13
26	MANIPUR	82	5	87
27	TRIPURA	81	7	88
28	VINDYA PRADESH	218	24	242
29	JAMMU & KASHMIR	212	43	255
30	N.E.F.A	16	0	16
31	KERALA	0	0	0
32	L.M AND A ISLAND	0	0	0
33	PONDICHERRY	0	0	0
INDIA		19393	2337	21730

TABLE L
NUMBER OF RECOGNISED EDUCATIONAL INSTITUTIONS IN INDIA

1956 - 57
UPPER PRIMARY/MIDDLE

STATE/UTS		BOYS	GIRLS	TOTAL
1	2	3	4	5
1	ANDHRA PRADESH	269	60	329
2	ASSAM	1279	148	1427
3	BIHAR	3205	174	3379
4	BOMBAY	4677	415	5092
5	MADHYA PRADESH	1420	184	1604
6	MADRAS	440	20	460
7	ORISSA	673	50	723
8	PUNJAB	781	269	1050
9	UTTAR PRADESH	3238	548	3786
10	WEST BENGAL	1590	230	1820
11	HYDERABAD	0	0	0
12	MADHYA BHARAT	0	0	0
13	MYSORE	1546	221	1767
14	PEPSU	0	0	0
15	RAJASTHAN	835	161	996
16	SAURASHTRA	0	0	0
17	TRAVANCORE-COCHI	0	0	0
18	AJMER	0	0	0
19	A & N ISLANDS	2	0	2
20	BHOPAL	0	0	0
21	BILASPUR	0	0	0
22	COORG	0	0	0
23	DELHI	87	45	132
24	HIMACHAL PRADESH	107	9	116
25	KUTCH	0	0	0
26	MANIPUR	81	5	86
27	TRIPURA	81	6	87
28	VINDYA PRADESH	0	0	0
29	JAMMU & KASHMIR	206	44	250
30	N.E.F.A	13	0	13
31	KERALA	1341	26	1367
32	L.M AND A ISLAND	0	0	0
33	PONDICHERRY	0	0	0
INDIA		21871	2615	24486

TABLE LI

NUMBER OF RECOGNISED EDUCATIONAL INSTITUTIONS IN INDIA

1957 - 58
UPPER PRIMARY/MIDDLE

STATE/UTS		BOYS	GIRLS	TOTAL
1	2	3	4	5
1	ANDHRA PRADESH	552	77	629
2	ASSAM	1305	151	1456
3	BIHAR	3377	179	3556
4	BOMBAY	4961	460	5421
5	MADHYA PRADESH	1588	203	1791
6	MADRAS	607	17	624
7	ORISSA	720	54	774
8	PUNJAB	946	325	1271
9	UTTAR PRADESH	3386	595	3981
10	WEST BENGAL	1643	258	1901
11	HYDERABAD	0	0	0
12	MADHYA BHARAT	0	0	0
13	MYSORE	1708	226	1934
14	PEPSU	0	0	0
15	RAJASTHAN	934	165	1099
16	SAURASHTRA	0	0	0
17	TRAVANCORE-COCHI	0	0	0
18	AJMER	0	0	0
19	A & N ISLANDS	3	0	3
20	BHOPAL	0	0	0
21	BILASPUR	0	0	0
22	COORG	0	0	0
23	DELHI	88	46	134
24	HIMACHAL PRADESH	117	9	126
25	KUTCH	0	0	0
26	MANIPUR	128	10	138
27	TRIPURA	82	5	87
28	VINDYA PRADESH	0	0	0
29	JAMMU & KASHMIR	212	49	261
30	N.E.F.A	10	0	10
31	KERALA	1745	28	1773
32	L.M AND A ISLAND	0	0	0
33	PONDICHERRY	29	17	46
INDIA		24141	2874	27015

TABLE LII

NUMBER OF RECOGNISED EDUCATIONAL INSTITUTIONS IN INDIA

1958 - 59
UPPER PRIMARY/MIDDLE

STATE/UTS		BOYS	GIRLS	TOTAL
1	2	3	4	5
1	ANDHRA PRADESH	661	83	744
2	ASSAM	1394	149	1543
3	BIHAR	3675	193	3868
4	BOMBAY	13139	1225	14364
5	MADHYA PRADESH	1688	208	1896
6	MADRAS	2722	14	2736
7	ORISSA	882	64	946
8	PUNJAB	1021	337	1358
9	UTTAR PRADESH	3462	618	4080
10	WEST BENGAL	1744	299	2043
11	HYDERABAD	0	0	0
12	MADHYA BHARAT	0	0	0
13	MYSORE	1860	236	2096
14	PEPSU	0	0	0
15	RAJASTHAN	971	169	1140
16	SAURASHTRA	0	0	0
17	TRAVANCORE-COCHI	0	0	0
18	AJMER	0	0	0
19	A & N ISLANDS	3	1	4
20	BHOPAL	0	0	0
21	BILASPUR	0	0	0
22	COORG	0	0	0
23	DELHI	75	47	122
24	HIMACHAL PRADESH	131	10	141
25	KUTCH	0	0	0
26	MANIPUR	171	15	186
27	TRIPURA	78	5	83
28	VINDYA PRADESH	0	0	0
29	JAMMU & KASHMIR	242	50	292
30	N.E.F.A	12	0	12
31	KERALA	1876	22	1898
32	L.M AND A ISLAND	4	0	4
33	PONDICHERRY	24	17	41
INDIA		35835	3762	39597

TABLE L III

NUMBER OF RECOGNISED EDUCATIONAL INSTITUTIONS IN INDIA

1959 - 60
UPPER PRIMARY/MIDDLE

STATE/UTS		BOYS	GIRLS	TOTAL
1	2	3	4	5
1	ANDHRA PRADESH	711	106	817
2	ASSAM	1481	148	1629
3	BIHAR	3922	218	4140
4	GUJARAT	5474	640	6114
5	HARYANA	0	0	0
6	JAMMU & KASHMIR	386	71	457
7	KERALA	1904	19	1923
8	MADHYA PRADESH	1940	214	2154
9	MAHARASHTRA	8148	634	8782
10	MYSORE	1941	242	2183
11	NAGALAND	0	0	0
12	ORISSA	1031	80	1111
13	PUNJAB	1027	335	1362
14	RAJASTHAN	1064	192	1256
15	TAMIL NADU (MADR)	2832	15	2847
16	UTTAR PRADESH	3540	644	4184
17	WEST BENGAL	1830	372	2202
18	A & N ISLANDS	3	0	3
19	CHANDIGARH	0	0	0
20	DADRA AND NAGAR	0	0	0
21	DELHI	83	70	153
22	GOA DAMAN AND DI	0	0	0
23	HIMACHAL PRADESH	147	9	156
24	LM AND A ISLANDS	4	0	4
25	MANIPUR	293	21	314
26	N E F A	12	0	12
27	PONDICHERY	24	21	45
28	TRIPURA	68	5	73
INDIA		37865	4056	41921

TABLE LIV

NUMBER OF RECOGNISED EDUCATIONAL INSTITUTIONS IN INDIA

1960 - 61
UPPER PRIMARY/MIDDLE

STATE/UTS		BOYS	GIRLS	TOTAL
1	2	3	4	5
1	ANDHRA PRADESH	1350	116	1466
2	ASSAM	1589	150	1739
3	BIHAR	4161	247	4408
4	GUJARAT	5795	685	6480
5	HARYANA	0	0	0
6	JAMMU & KASHMIR	461	72	533
7	KERALA	1919	14	1933
8	MADHYA PRADESH	2212	233	2445
9	MAHARASHTRA	8813	633	9446
10	MYSORE	5329	619	5948
11	NAGALAND	52	0	52
12	ORISSA	1212	94	1306
13	PUNJAB	1071	357	1428
14	RAJASTHAN	1214	202	1416
15	TAMIL NADU (MADR)	3514	9	3523
16	UTTAR PRADESH	3674	661	4335
17	WEST BENGAL	1941	418	2359
18	A & N ISLANDS	3	0	3
19	CHANDIGARH	0	0	0
20	DADRA AND NAGAR	0	0	0
21	DELHI	94	99	193
22	GOA DAMAN AND DI	0	0	0
23	HIMACHAL PRADESH	172	11	183
24	LM AND A ISLANDS	4	0	4
25	MANIPUR	293	20	313
26	N E F A	14	0	14
27	PONDICHERRY	32	21	53
28	TRIPURA	78	5	83
INDIA		44997	4666	49663

TABLE LV

NUMBER OF RECOGNISED EDUCATIONAL INSTITUTIONS IN INDIA

1961 - 62
UPPER PRIMARY/MIDDLE

STATE/UTS		BOYS	GIRLS	TOTAL
1	2	3	4	5
1	ANDHRA PRADESH	1491	136	1627
2	ASSAM	1734	165	1899
3	BIHAR	4553	266	4819
4	GUJARAT	6350	706	7056
5	HARYANA	0	0	0
6	JAMMU & KASHMIR	646	143	789
7	KERALA	1954	13	1967
8	MADHYA PRADESH	2709	303	3012
9	MAHARASHTRA	9399	670	10069
10	MYSORE	6285	663	6948
11	NAGALAND	61	0	61
12	ORISSA	1483	121	1604
13	PUNJAB	1195	419	1614
14	RAJASTHAN	1396	220	1616
15	TAMIL NADU (MADR	4838	9	4847
16	UTTAR PRADESH	3855	716	4571
17	WEST BENGAL	2033	439	2472
18	A & N ISLANDS	8	0	8
19	CHANDIGARH	0	0	0
20	DADRA AND NAGAR	27	0	27
21	DELHI	121	111	232
22	GOA DAMAN AND DI	0	0	0
23	HIMACHAL PRADESH	196	11	207
24	LM AND A ISLANDS	8	0	8
25	MANIPUR	273	15	288
26	N E F A	16	0	16
27	PONDICHERRY	41	21	62
28	TRIPURA	93	3	96
INDIA		50765	5150	55915

TABLE LVI

NUMBER OF RECOGNISED EDUCATIONAL INSTITUTIONS IN INDIA

1962 - 63
UPPER PRIMARY/MIDDLE

STATE/UTS		BOYS	GIRLS	TOTAL
1	2	3	4	5
1	ANDHRA PRADESH	1624	128	1752
2	ASSAM	1973	178	2151
3	BIHAR	5130	377	5507
4	GUJARAT	6672	742	7414
5	HARYANA	0	0	0
6	JAMMU & KASHMIR	685	187	872
7	KERALA	2243	12	2255
8	MADHYA PRADESH	3025	362	3387
9	MAHARASHTRA	9940	703	10643
10	MYSORE	6747	693	7440
11	NAGALAND	84	0	84
12	ORISSA	1903	170	2073
13	PUNJAB	1155	407	1562
14	RAJASTHAN	1395	229	1624
15	TAMIL NADU (MADR)	6048	10	6058
16	UTTAR PRADESH	4128	828	4956
17	WEST BENGAL	2035	436	2471
18	A & N ISLANDS	8	0	8
19	CHANDIGARH	0	0	0
20	DADRA AND NAGAR	26	0	26
21	DELHI	158	137	295
22	GOA DAMAN AND DI	61	9	70
23	HIMACHAL PRADESH	210	11	221
24	LM AND A ISLANDS	7	0	7
25	MANIPUR	294	14	308
26	N E F A	20	0	20
27	PONDICHERRY	45	22	67
28	TRIPURA	103	3	106
INDIA		55719	5658	61377

TABLE LVII

NUMBER OF RECOGNISED EDUCATIONAL INSTITUTIONS IN INDIA

1963 - 64
UPPER PRIMARY/MIDDLE

STATE/UTS		BOYS	GIRLS	TOTAL
1	2	3	4	5
1	ANDHRA PRADESH	1579	111	1690
2	ASSAM	2168	188	2356
3	BIHAR	5328	454	5782
4	GUJARAT	6794	706	7500
5	HARYANA	0	0	0
6	JAMMU & KASHMIR	793	191	984
7	KERALA	2276	13	2289
8	MADHYA PRADESH	3214	500	3714
9	MAHARASHTRA	10790	731	11521
10	MYSORE	8042	716	8758
11	NAGALAND	89	0	89
12	ORISSA	2218	224	2442
13	PUNJAB	1210	388	1598
14	RAJASTHAN	1499	245	1744
15	TAMIL NADU (MADR)	6235	7	6242
16	UTTAR PRADESH	4258	924	5182
17	WEST BENGAL	2064	427	2491
18	A & N ISLANDS	8	0	8
19	CHANDIGARH	0	0	0
20	DADRA AND NAGAR	14	0	14
21	DELHI	192	150	342
22	GOA DAMAN AND DI	52	6	58
23	HIMACHAL PRADESH	222	11	233
24	LM AND A ISLANDS	7	4	11
25	MANIPUR	301	13	314
26	N E F A	25	0	25
27	PONDICHERRY	44	21	65
28	TRIPURA	133	3	136
INDIA		59555	6033	65588

TABLE LVIII

NUMBER OF RECOGNISED EDUCATIONAL INSTITUTIONS IN INDIA

1964 - 65
UPPER PRIMARY/MIDDLE

STATE/UTS		BOYS	GIRLS	TOTAL
1	2	3	4	5
1	ANDHRA PRADESH	2065	110	2175
2	ASSAM	2301	194	2495
3	BIHAR	5875	500	6375
4	GUJARAT	8386	772	9158
5	HARYANA	0	0	0
6	JAMMU & KASHMIR	841	208	1049
7	KERALA	2414	24	2438
8	MADHYA PRADESH	3708	545	4253
9	MAHARASHTRA	11657	763	12420
10	MYSORE	9195	742	9937
11	NAGALAND	115	0	115
12	ORISSA	2560	279	2839
13	PUNJAB	1261	360	1621
14	RAJASTHAN	1508	254	1762
15	TAMIL NADU (MADR)	6149	9	6158
16	UTTAR PRADESH	4587	1103	5690
17	WEST BENGAL	1946	463	2409
18	A & N ISLANDS	9	0	9
19	CHANDIGARH	0	0	0
20	DADRA AND NAGAR	16	0	16
21	DELHI	213	163	376
22	GOA DAMAN AND DI	78	5	83
23	HIMACHAL PRADESH	243	15	258
24	LM AND A ISLANDS	6	4	10
25	MANIPUR	260	13	273
26	N E F A	35	0	35
27	PONDICHERRY	49	20	69
28	TRIPURA	127	3	130
INDIA		65604	6549	72153

TABLE LIX

NUMBER OF RECOGNISED EDUCATIONAL INSTITUTIONS IN INDIA

1965 - 66
UPPER PRIMARY/MIDDLE

STATE/UTS		BOYS	GIRLS	TOTAL
1	2	3	4	5
1	ANDHRA PRADESH	2486	92	2578
2	ASSAM	2399	212	2611
3	BIHAR	6284	550	6834
4	GUJARAT	8262	789	9051
5	HARYANA	0	0	0
6	JAMMU & KASHMIR	892	241	1133
7	KERALA	2416	30	2446
8	MADHYA PRADESH	3975	572	4547
9	MAHARASHTRA	12630	797	13427
10	MYSORE	9382	746	10128
11	NAGALAND	131	0	131
12	ORISSA	2983	327	3310
13	PUNJAB	1404	348	1752
14	RAJASTHAN	1509	262	1771
15	TAMIL NADU (MADR)	6059	6	6065
16	UTTAR PRADESH	4945	1209	6154
17	WEST BENGAL	1921	477	2398
18	A & N ISLANDS	9	0	9
19	CHANDIGARH	0	0	0
20	DADRA AND NAGAR	18	0	18
21	DELHI	236	185	421
22	GOA DAMAN AND DI	140	0	140
23	HIMACHAL PRADESH	292	17	309
24	LM AND A ISLANDS	7	4	11
25	MANIPUR	282	17	299
26	N E F A	34	0	34
27	PONDICHERRY	55	19	74
28	TRIPURA	144	3	147
INDIA		68895	6903	75798

TABLE LX

NUMBER OF RECOGNISED EDUCATIONAL INSTITUTIONS IN INDIA

1966 - 67
UPPER PRIMARY/MIDDLE

STATE/UTS		BOYS	GIRLS	TOTAL
1	2	3	4	5
1	ANDHRA PRADESH	2717	67	2784
2	ASSAM	2484	221	2705
3	BIHAR	6616	601	7217
4	GUJARAT	8531	808	9339
5	HARYANA	629	106	735
6	JAMMU & KASHMIR	999	290	1289
7	KERALA	2451	24	2475
8	MADHYA PRADESH	4548	646	5194
9	MAHARASHTRA	13267	802	14069
10	MYSORE	9445	754	10199
11	NAGALAND	156	0	156
12	ORISSA	3399	386	3785
13	PUNJAB	675	191	866
14	RAJASTHAN	1595	263	1858
15	TAMIL NADU (MADR)	6059	7	6066
16	UTTAR PRADESH	5266	1277	6543
17	WEST BENGAL	1997	500	2497
18	A & N ISLANDS	7	0	7
19	CHANDIGARH	8	1	9
20	DADRA AND NAGAR	18	0	18
21	DELHI	256	207	463
22	GOA DAMAN AND DI	188	0	188
23	HIMACHAL PRADESH	500	57	557
24	LM AND A ISLANDS	6	4	10
25	MANIPUR	284	18	302
26	N E F A	29	0	29
27	PONDICHERRY	58	22	80
28	TRIPURA	173	3	176
INDIA		72361	7255	79616

TABLE LXI

NUMBER OF RECOGNISED EDUCATIONAL INSTITUTIONS IN INDIA

1967 - 68
UPPER PRIMARY/MIDDLE

STATE/UTS		BOYS	GIRLS	TOTAL
1	2	3	4	5
1	ANDHRA PRADESH	2773	58	2831
2	ASSAM	2602	238	2840
3	BIHAR	6871	615	7486
4	GUJARAT	9024	802	9826
5	HARYANA	647	100	747
6	JAMMU & KASHMIR	1027	293	1320
7	KERALA	2456	23	2479
8	MADHYA PRADESH	4842	675	5517
9	MAHARASHTRA	14165	864	15029
10	MYSORE	9508	733	10241
11	NAGALAND	167	0	167
12	ORISSA	3606	386	3992
13	PUNJAB	675	188	863
14	RAJASTHAN	1600	257	1857
15	TAMIL NADU (MADR)	6058	5	6063
16	UTTAR PRADESH	5750	1365	7115
17	WEST BENGAL	2075	528	2603
18	A & N ISLANDS	11	0	11
19	CHANDIGARH	12	1	13
20	DADRA AND NAGAR	20	0	20
21	DELHI	263	207	470
22	GOA DAMAN AND DI	193	0	193
23	HIMACHAL PRADESH	568	53	621
24	LM AND A ISLANDS	6	4	10
25	MANIPUR	283	17	300
26	N E F A	33	0	33
27	PONDICHERRY	62	23	85
28	TRIPURA	189	3	192
INDIA		75486	7438	82924

TABLE LX

NUMBER OF RECOGNISED EDUCATIONAL INSTITUTIONS IN INDIA

1968 - 69
UPPER PRIMARY/MIDDLE

STATE/UTS		BOYS	GIRLS	TOTAL
1	2	3	4	5
1	ANDHRA PRADESH	2857	58	2915
2	ASSAM	2745	252	2997
3	BIHAR	7059	645	7704
4	GUJARAT	9367	819	10186
5	HARYANA	664	104	768
6	JAMMU & KASHMIR	1017	292	1309
7	KERALA	2511	23	2534
8	MADHYA PRADESH	4941	693	5634
9	MAHARASHTRA	15154	921	16075
10	MYSORE	9648	774	10422
11	NAGALAND	184	0	184
12	ORISSA	3811	70	3881
13	PUNJAB	708	183	891
14	RAJASTHAN	1707	263	1970
15	TAMIL NADU (MADR)	4351	4	4355
16	UTTAR PRADESH	6168	1530	7698
17	WEST BENGAL	2119	556	2675
18	A & N ISLANDS	12	0	12
19	CHANDIGARH	18	0	18
20	DADRA AND NAGAR	23	0	23
21	DELHI	261	209	470
22	GOA DAMAN AND DI	225	0	225
23	HIMACHAL PRADESH	616	50	666
24	LM AND A ISLANDS	6	4	10
25	MANIPUR	279	18	297
26	N E F A	36	0	36
27	PONDICHERRY	64	22	86
28	TRIPURA	202	3	205
INDIA		76753	7493	84246

TABLE LXIII

NUMBER OF RECOGNISED EDUCATIONAL INSTITUTIONS IN INDIA

1969 - 70
UPPER PRIMARY/MIDDLE

STATE/UTS		BOYS	GIRLS	TOTAL
1	2	3	4	5
1	ANDHRA PRADESH	2932	60	2992
2	ASSAM	2888	268	3156
3	BIHAR	7271	667	7938
4	GUJARAT	9440	809	10249
5	HARYANA	677	92	769
6	JAMMU & KASHMIR	1017	292	1309
7	KERALA	2519	23	2542
8	MADHYA PRADESHH	4979	701	5680
9	MAHARASHTRA	15483	963	16446
10	MYSORE	10090	689	10779
11	NAGALAND	191	0	191
12	ORISSA	3985	62	4047
13	PUNJAB	776	183	959
14	RAJASTHAN	1751	264	2015
15	TAMIL NADU (MADR	5945	4	5949
16	UTTAR PRADESH	6454	1751	8205
17	WEST BENGAL	2167	564	2731
18	A & N ISLANDS	17	0	17
19	CHANDIGARH	15	1	16
20	DADRA AND NAGAR	24	0	24
21	DELHI	267	205	472
22	GOA DAMAN AND DI	204	0	204
23	HIMACHAL PRADESH	660	49	709
24	LM AND A ISLANDS	5	3	8
25	MANIPUR	347	25	372
26	N E F A	41	0	41
27	PONDICHERRY	61	17	78
28	TRIPURA	213	2	215
INDIA		80419	7694	88113

TABLE LXIV

NUMBER OF RECOGNISED EDUCATIONAL INSTITUTIONS IN INDIA

1970 - 71
UPPER PRIMARY/MIDDLE/SR. BASIC

STATE/UTS		BOYS	GIRLS	TOTAL
1	2	3	4	5
1	ANDHRA PRADESH	3060	63	3123
2	ARUNACHAL PRADES	47	0	47
3	ASSAM	2816	276	3092
4	BIHAR	7446	687	8133
5	GOA *	0	0	0
6	GUJARAT	9720	825	10545
7	HARYANA	661	99	760
8	HIMACHAL PRADESH	695	47	742
9	JAMMU & KASHMIR	1133	321	1454
10	KARNATAKA	10132	685	10817
11	KERALA	2521	23	2544
12	MADHYA PRADESH	5138	713	5851
13	MAHARASHTRA	15774	975	16749
14	MANIPUR	358	26	384
15	MEGHALAYA	206	5	211
16	MIZORAM	0	0	0
17	NAGALAND	210	0	210
18	ORISSA	4134	59	4193
19	PUNJAB	886	174	1060
20	RAJASTHAN	1773	262	2035
21	SIKKIM	0	0	0
22	TAMILNADU	5890	4	5894
23	TRIPURA	217	3	220
24	UTTAR PRADESH	6779	2008	8787
25	WEST BENGAL	2344	615	2959
26	A & N ISLANDS	20	0	20
27	CHANDIGARH	16	0	16
28	DADRA & NAGAR HA	24	0	24
29	DAMAN & DIU	204	0	204
30	DELHI	264	194	458
31	LAKSHADWEEP	5	3	8
32	PONDICHERRY	64	17	81
INDIA		82537	8084	90621

* It is included in Daman & Diu

TABLE LXV

NUMBER OF RECOGNISED EDUCATIONAL INSTITUTIONS IN INDIA

1971 - 72
UPPER PRIMARY/MIDDLE/SR. BASIC

STATE/UTS		BOYS	GIRLS	TOTAL
1	2	3	4 †	5
1	ANDHRA PRADESH	3376	0	3376
2	ARUNACHAL PRADES	45	0	45
3	ASSAM	3083	0	3083
4	BIHAR	8495	0	8495
5	GOA *	0	0	0
6	GUJARAT	10789	0	10789
7	HARYANA	750	0	750
8	HIMACHAL PRADESH	828	0	828
9	JAMMU & KASHMIR	1540	0	1540
10	KARNATAKA	10983	0	10983
11	KERALA	2551	0	2551
12	MADHYA PRADESH	6696	0	6696
13	MAHARASHTRA	16738	0	16738
14	MANIPUR	384	0	384
15	MEGHALAYA	266	0	266
16	MIZORAM	184	0	184
17	NAGALAND	218	0	218
18	ORISSA	4338	0	4338
19	PUNJAB	1069	0	1069
20	RAJASTHAN	2246	0	2246
21	SIKKIM	0	0	0
22	TAMILNADU	5840	0	5840
23	TRIPURA	236	0	236
24	UTTAR PRADESH	9282	0	9282
25	WEST BENGAL	2974	0	2974
26	A & N ISLANDS	22	0	22
27	CHANDIGARH	21	0	21
28	DADRA & NAGAR HA	24	0	24
29	DAMAN & DIU	195	0	195
30	DELHI	402	0	402
31	LAKSHADWEEP	8	0	8
32	PONDICHERRY	82	0	82
INDIA		93665	0	93665

* It is included in Daman & Diu

† Data is included in column 3

TABLE LXVI

NUMBER OF RECOGNISED EDUCATIONAL INSTITUTIONS IN INDIA

1972 - 73
UPPER PRIMARY/MIDDLE/SR. BASIC

STATE/UTS		BOYS	GIRLS	TOTAL
1	2	3	4 †	5
1	ANDHRA PRADESH	3536	0	3536
2	ARUNACHAL PRADES	45	0	45
3	ASSAM	3208	0	3208
4	BIHAR	8899	0	8899
5	GOA *	0	0	0
6	GUJARAT	11091	0	11091
7	HARYANA	768	0	768
8	HIMACHAL PRADESH	860	0	860
9	JAMMU & KASHMIR	1649	0	1649
10	KARNATAKA	11109	0	11109
11	KERALA	2547	0	2547
12	MADHYA PRADESH	7568	0	7568
13	MAHARASHTRA	16664	0	16664
14	MANIPUR	454	0	454
15	MEGHALAYA	299	0	299
16	MIZORAM	207	0	207
17	NAGALAND	237	0	237
18	ORISSA	4457	0	4457
19	PUNJAB	1193	0	1193
20	RAJASTHAN	3270	0	3270
21	SIKKIM	0	0	0
22	TAMILNADU	5817	0	5817
23	TRIPURA	246	0	246
24	UTTAR PRADESH	9761	0	9761
25	WEST BENGAL	2998	0	2998
26	A & N ISLANDS	21	0	21
27	CHANDIGARH	21	0	21
28	DADRA & NAGAR HA	25	0	25
29	DAMAN & DIU	183	0	183
30	DELHI	401	0	401
31	LAKSHADWEEP	7	0	7
32	PONDICHERRY	82	0	82
INDIA		97623	0	97623

* It is included in Daman & Diu

† Data is included in Column 3

TABLE L ~~X~~ VII

NUMBER OF RECOGNISED EDUCATIONAL INSTITUTIONS IN INDIA

1973 - 74

UPPER PRIMARY/MIDDLE/SR. BASIC

STATE/UTS		BOYS	GIRLS	TOTAL
1	2	3	4	5
1	ANDHRA PRADESH	3620	62	3682
2	ARUNACHAL PRADES	45	0	45
3	ASSAM	859	78	937
4	BIHAR	8673	806	9479
5	GOA *	0	0	0
6	GUJARAT	10582	863	11445
7	HARYANA	693	84	777
8	HIMACHAL PRADESH	3910	15	3925
9	JAMMU & KASHMIR	1341	443	1784
10	KARNATAKA	10266	725	10991
11	KERALA	2525	23	2548
12	MADHYA PRADESH	7109	905	8014
13	MAHARASHTRA	15501	972	16473
14	MANIPUR	413	33	446
15	MEGHALAYA	315	8	323
16	MIZORAM	210	3	213
17	NAGALAND	226	0	226
18	ORISSA	4584	58	4642
19	PUNJAB	1057	154	1211
20	RAJASTHAN	4229	641	4870
21	SIKKIM	0	0	0
22	TAMILNADU	5802	9	5811
23	TRIPURA	261	3	264
24	UTTAR PRADESH	7492	2584	10076
<25	WEST BENGAL	2391	627	3018
26	A & N ISLANDS	25	0	25
27	CHANDIGARH	21	0	21
28	DADRA & NAGAR HA	25	0	25
29	DAMAN & DIU	155	0	155
30	DELHI	266	142	408
31	LAKSHADWEEP	4	3	7
32	PONDICHERRY	60	16	76
INDIA		92660	9257	101917

* It is included in Daman & Diu

TABLE LXVIII

NUMBER OF RECOGNISED EDUCATIONAL INSTITUTIONS IN INDIA

1974 - 75
UPPER PRIMARY/MIDDLE/SR. BASIC

STATE/UTS		BOYS	GIRLS	TOTAL
1	2	3	4 †	5
1	ANDHRA PRADESH	3806	0	3806
2	ARUNACHAL PRADESH	70	0	70
3	ASSAM	3397	0	3397
4	BIHAR	9828	0	9828
5	GOA *	0	0	0
6	GUJARAT	11717	0	11717
7	HARYANA	776	0	776
8	HIMACHAL PRADESH	968	0	968
9	JAMMU & KASHMIR	1842	0	1842
10	KARNATAKA	11293	0	11293
11	KERALA	2600	0	2600
12	MADHYA PRADESH	8346	0	8346
13	MAHARASHTRA	16626	0	16626
14	MANIPUR	432	0	432
15	MEGHALAYA	343	0	343
16	MIZORAM	213	0	213
17	NAGALAND	241	0	241
18	ORISSA	5392	0	5392
19	PUNJAB	1397	0	1397
20	RAJASTHAN	4881	0	4881
21	SIKKIM	0	0	0
22	TAMILNADU	5791	0	5791
23	TRIPURA	259	0	259
24	UTTAR PRADESH	10465	0	10465
25	WEST BENGAL	3143	0	3143
26	A & N ISLANDS	30	0	30
27	CHANDIGARH	23	0	23
28	DADRA & NAGAR HA	25	0	25
29	DAMAN & DIU	155	0	155
30	DELHI	393	0	393
31	LAKSHADWEEP	7	0	7
32	PONDICHERRY	86	0	86
INDIA		104545	0	104545

* It is included in Daman & Diu

† Data is included in column 3

TABLE No L XIX

NUMBER OF RECOGNISED EDUCATIONAL INSTITUTIONS IN INDIA

1975 - 76
UPPER PRIMARY/MIDDLE/SR. BASIC

STATE/UTS		BOYS	GIRLS †	TOTAL
1	2	3	4	5
1	ANDHRA PRADESH	3917	0	3917
2	ARUNACHAL PRADESH	88	0	88
3	ASSAM	3533	0	3533
4	BIHAR	10099	0	10099
5	GOA *	0	0	0
6	GUJARAT	11930	0	11930
7	HARYANA	758	0	758
8	HIMACHAL PRADESH	968	0	968
9	JAMMU & KASHMIR	1877	0	1877
10	KARNATAKA	11338	0	11338
11	KERALA	2606	0	2606
12	MADHYA PRADESH	8530	0	8530
13	MAHARASHTRA	16597	0	16597
14	MANIPUR	432	0	432
15	MEGHALAYA	352	0	352
16	MIZORAM	207	0	207
17	NAGALAND	248	0	248
18	ORISSA	6267	0	6267
19	PUNJAB	1531	0	1531
20	RAJASTHAN	4785	0	4785
21	SIKKIM	29	0	29
22	TAMILNADU	5765	0	5765
23	TRIPURA	266	0	266
24	UTTAR PRADESH	10626	0	10626
25	WEST BENGAL	3143	0	3143
26	A & N ISLANDS	33	0	33
27	CHANDIGARH	18	0	18
28	DADRA & NAGAR HA	25	0	25
29	DAMAN & DIU	142	0	142
30	DELHI	371	0	371
31	LAKSHADWEEP	6	0	6
32	PONDICHERRY	84	0	84
INDIA		106571	0	106571

* It is included in Daman & Diu

† Data is included in column 3

TABLE LX~~X~~

NUMBER OF RECOGNISED EDUCATIONAL INSTITUTIONS IN INDIA

1976 - 77

UPPER PRIMARY/MIDDLE/SR. BASIC

STATE/UTS		BOYS	GIRLS	TOTAL
1	2	3	4	5
1	ANDHRA PRADESH	3976	68	4044
2	ARUNACHAL PRADES	89	1	90
3	ASSAM	3225	320	3545
4	BIHAR	9506	916	10422
5	GOA *	0	0	0
6	GUJARAT	11277	901	12178
7	HARYANA	667	87	754
8	HIMACHAL PRADESH	942	26	968
9	JAMMU & KASHMIR	1421	509	1930
10	KARNATAKA	10759	738	11497
11	KERALA	2727	17	2744
12	MADHYA PRADESH	7605	966	8571
13	MAHARASHTRA	15340	965	16305
14	MANIPUR	318	19	337
15	MEGHALAYA	354	9	363
16	MIZORAM	222	2	224
17	NAGALAND	259	0	259
18	ORISSA	6324	59	6383
19	PUNJAB	1475	141	1616
20	RAJASTHAN	4308	620	4928
21	SIKKIM	34	0	34
22	TAMILNADU	5723	7	5730
23	TRIPURA	270	7	277
24	UTTAR PRADESH	7883	2900	10783
25	WEST BENGAL	3191	772	3963
26	A & N ISLANDS	34	0	34
27	CHANDIGARH	17	0	17
28	DADRA & NAGAR HA	26	0	26
29	DAMAN & DIU	131	0	131
30	DELHI	245	117	362
31	LAKSHADWEEP	3	2	5
32	PONDICHERY	67	15	82
INDIA		98418	10184	108602

* It is included in Daman & Diu

TABLE LXXI

NUMBER OF RECOGNISED EDUCATIONAL INSTITUTIONS IN INDIA

1977 - 78
UPPER PRIMARY/MIDDLE/SR. BASIC

STATE/UTS		BOYS	GIRLS	TOTAL
1	2	3	4	5
1	ANDHRA PRADESH	4133	68	4201
2	ARUNACHAL PRADESH	98	1	99
3	ASSAM	3352	329	3681
4	BIHAR	9720	923	10643
5	GOA *	0	0	0
6	GUJARAT	11515	895	12410
7	HARYANA	668	87	755
8	HIMACHAL PRADESH	943	26	969
9	JAMMU & KASHMIR	1483	522	2005
10	KARNATAKA	10921	745	11666
11	KERALA	2727	17	2744
12	MADHYA PRADESH	7707	974	8681
13	MAHARASHTRA	15419	905	16324
14	MANIPUR	364	19	383
15	MEGHALAYA	362	13	375
16	MIZORAM	232	2	234
17	NAGALAND	268	0	268
18	ORISSA	6469	74	6543
19	PUNJAB	1589	129	1718
20	RAJASTHAN	4426	605	5031
21	SIKKIM	39	0	39
22	TAMILNADU	5703	6	5709
23	TRIPURA	276	6	282
24	UTTAR PRADESH	8397	3012	11409
25	WEST BENGAL	2558	649	3207
26	A & N ISLANDS	35	0	35
27	CHANDIGARH	16	0	16
28	DADRA & NAGAR HA	24	0	24
29	DAMAN & DIU	136	0	136
30	DELHI	248	113	361
31	LAKSHADWEEP	3	2	5
32	PONDICHERRY	68	15	83
INDIA		99899	10137	110036

* It is included in Daman & Diu

TABLE LXXI

NUMBER OF RECOGNISED EDUCATIONAL INSTITUTIONS IN INDIA

1978 - 79
UPPER PRIMARY/MIDDLE/SR. BASIC

STATE/UTS		BOYS	GIRLS	TOTAL
1	2	3	4	5
1	ANDHRA PRADESH	4333	49	4382
2	ARUNACHAL PRADESH	104	1	105
3	ASSAM	3360	293	3653
4	BIHAR	9818	915	10733
5	GOA *	0	0	0
6	GUJARAT	11954	925	12879
7	HARYANA	724	77	801
8	HIMACHAL PRADESH	957	24	981
9	JAMMU & KASHMIR	1464	526	1990
10	KARNATAKA	11217	696	11913
11	KERALA	3669	17	3686
12	MADHYA PRADESH	8110	972	9082
13	MAHARASHTRA	15490	843	16333
14	MANIPUR	361	19	380
15	MEGHALAYA	368	6	374
16	MIZORAM	244	1	245
17	NAGALAND	275	0	275
18	ORISSA	6452	55	6507
19	PUNJAB	1492	82	1574
20	RAJASTHAN	4502	619	5121
21	SIKKIM	40	0	40
22	TAMILNADU	5691	6	5697
23	TRIPURA	285	7	292
24	UTTAR PRADESH	9006	3043	12049
25	WEST BENGAL	2550	532	3082
26	A & N ISLANDS	35	0	35
27	CHANDIGARH	22	0	22
28	DADRA & NAGAR HA	23	0	23
29	DAMAN & DIU	136	1	137
30	DELHI	223	99	322
31	LAKSHADWEEP	3	2	5
32	PONDICHERRY	68	15	83
INDIA		102976	9825	112801

* It is included in Daman & Diu

TABLE LXXIII

NUMBER OF RECOGNISED EDUCATIONAL INSTITUTIONS IN INDIA

1979 - 80
UPPER PRIMARY/MIDDLE/SR. BASIC

STATE/UTS		BOYS	GIRLS	TOTAL
1	2	3	4	5
1	ANDHRA PRADESH	4405	64	4469
2	ARUNACHAL PRADESH	111	0	111
3	ASSAM	3666	334	4000
4	BIHAR	10010	925	10935
5	GOA *	0	0	0
6	GUJARAT	12545	948	13493
7	HARYANA	758	75	833
8	HIMACHAL PRADESH	981	24	1005
9	JAMMU & KASHMIR	1465	532	1997
10	KARNATAKA	11445	729	12174
11	KERALA	2739	17	2756
12	MADHYA PRADESH	8606	1040	9646
13	MAHARASHTRA	14777	784	15561
14	MANIPUR	372	19	391
15	MEGHALAYA	433	10	443
16	MIZORAM	277	1	278
17	NAGALAND	287	0	287
18	ORISSA	6944	63	7007
19	PUNJAB	1478	91	1569
20	RAJASTHAN	4551	624	5175
21	SIKKIM	44	0	44
22	TAMILNADU	5681	4	5685
23	TRIPURA	281	7	288
24	UTTAR PRADESH	10091	3082	13173
25	WEST BENGAL	2534	616	3150
26	A & N ISLANDS	36	0	36
27	CHANDIGARH	30	0	30
28	DADRA & NAGAR HA	23	0	23
29	DAMAN & DIU	141	1	142
30	DELHI	234	91	325
31	LAKSHADWEEP	2	2	4
32	PONDICHERRY	73	14	87
INDIA		105020	10097	115117

* It is included in Daman & Diu

TABLE L x x IV

NUMBER OF RECOGNISED EDUCATIONAL INSTITUTIONS IN INDIA

1980 - 81

UPPER PRIMARY/MIDDLE/SR. BASIC

STATE/UTS		BOYS	GIRLS	TOTAL
1	2	3	4	5
1	ANDHRA PRADESH	4557	64	4621
2	ARUNACHAL PRADESH	117	0	117
3	ASSAM	3857	337	4194
4	BIHAR	10301	988	11289
5	GOA	146	1	147
6	GUJARAT	12899	978	13877
7	HARYANA	805	76	881
8	HIMACHAL PRADESH	1007	25	1032
9	JAMMU & KASHMIR	1509	537	2046
10	KARNATAKA	11845	775	12620
11	KERALA	2736	17	2753
12	MADHYA PRADESH	8958	1073	10031
13	MAHARASHTRA	14756	791	15547
14	MANIPUR	402	23	425
15	MEGHALAYA	461	12	473
16	MIZORAM	302	1	303
17	NAGALAND	303	0	303
18	ORISSA	7878	80	7958
19	PUNJAB	1416	82	1498
20	RAJASTHAN	4592	608	5200
21	SIKKIM	44	0	44
22	TAMILNADU	5673	6	5679
23	TRIPURA	287	7	294
24	UTTAR PRADESH	10355	3200	13555
25	WEST BENGAL	2540	613	3153
26	A & N ISLANDS	34	0	34
27	CHANDIGARH	30	0	30
28	DADRA & NAGAR HA	24	0	24
29	DAMAN & DIU *	0	0	0
30	DELHI	232	94	326
31	LAKSHADWEEP	2	2	4
32	PONDICHERRY	83	14	97
INDIA		108151	10404	118555

* It is included in Goa

TABLE LXV:

NUMBER OF RECOGNISED EDUCATIONAL INSTITUTIONS IN INDIA

1981 - 82
UPPER PRIMARY/MIDDLE/SR. BASIC

STATE/UTS		BOYS	GIRLS	TOTAL
1	2	3	4	5
1	ANDHRA PRADESH	4767	70	4837
2	ARUNACHAL PRADES	120	0	120
3	ASSAM	4035	355	4390
4	BIHAR	10608	1023	11631
5	GOA	149	1	150
6	GUJARAT	13091	1008	14099
7	HARYANA	855	92	947
8	HIMACHAL PRADESH	1024	25	1049
9	JAMMU & KASHMIR	1564	542	2106
10	KARNATAKA	11845	950	12795
11	KERALA	2748	17	2765
12	MADHYA PRADESH	9776	1170	10946
13	MAHARASHTRA	14676	760	15436
14	MANIPUR	402	23	425
15	MEGHALAYA	489	4	493
16	MIZORAM	339	1	340
17	NAGALAND	310	0	310
18	ORISSA	8027	80	8107
19	PUNJAB	1351	59	1410
20	RAJASTHAN	4849	638	5487
21	SIKKIM	48	0	48
22	TAMILNADU	5551	5	5556
23	TRIPURA	285	9	294
24	UTTAR PRADESH	11185	3228	14413
25	WEST BENGAL	2976	719	3695
26	A & N ISLANDS	34	0	34
27	CHANDIGARH	28	0	28
28	DADRA & NAGAR HA	33	0	33
29	DAMAN & DIU *	0	0	0
30	DELHI	209	118	327
31	LAKSHADWEEP	2	2	4
32	PONDICHERRY	88	14	102
INDIA		111464	10913	122377

* It is included in Goa

TABLE LXVI

NUMBER OF RECOGNISED EDUCATIONAL INSTITUTIONS IN INDIA

1982 - 83
UPPER PRIMARY/MIDDLE/SR. BASIC

STATE/UTS		BOYS	GIRLS	TOTAL
1	2	3	4	5
1	ANDHRA PRADESH	5012	67	5079
2	ARUNACHAL PRADES	123	0	123
3	ASSAM	4174	341	4515
4	BIHAR	10770	10035	11805
5	GOA	162	1	163
6	GUJARAT	13456	1008	14464
7	HARYANA	940	104	1044
8	HIMACHAL PRADESH	1024	23	1047
9	JAMMU & KASHMIR	1551	538	2089
10	KARNATAKA	12033	964	12997
11	KERALA	2754	17	2771
12	MADHYA PRADESH	10251	1197	11448
13	MAHARASHTRA	14807	749	15556
14	MANIPUR	435	24	459
15	MEGHALAYA	534	4	538
16	MIZORAM	350	1	351
17	NAGALAND	314	0	314
18	ORISSA	8095	80	8175
19	PUNJAB	1366	54	1420
20	RAJASTHAN	5187	674	5861
21	SIKKIM	55	0	55
22	TAMILNADU	5560	5	5565
23	TRIPURA	299	9	308
24	UTTAR PRADESH	11684	3342	15026
25	WEST BENGAL	3002	729	3731
26	A & N ISLANDS	37	0	37
27	CHANDIGARH	28	0	28
28	DADRA & NAGAR HA	34	0	34
29	DAMAN & DIU *	0	0	0
30	DELHI	241	95	336
31	LAKSHADWEEP	2	2	4
32	PONDICHERRY	83	20	103
INDIA		114363	11083	125446

* It is included in Goa

TABLE LXXVII

NUMBER OF RECOGNISED EDUCATIONAL INSTITUTIONS IN INDIA

1983 - 84

UPPER PRIMARY/MIDDLE/SR. BASIC

STATE/UTS		BOYS	GIRLS	TOTAL
1	2	3	4	5
1	ANDHRA PRADESH	5140	71	5211
2	ARUNACHAL PRADES	134	0	134
3	ASSAM	4280	393	4673
4	BIHAR	10806	1040	11846
5	GOA	160	0	160
6	GUJARAT	13765	1078	14843
7	HARYANA	996	111	1107
8	HIMACHAL PRADESH	1023	25	1048
9	JAMMU & KASHMIR	1560	542	2102
10	KARNATAKA	12573	1009	13582
11	KERALA	2805	17	2822
12	MADHYA PRADESH	10464	1223	11687
13	MAHARASHTRA	15042	772	15814
14	MANIPUR	424	23	447
15	MEGHALAYA	571	4	575
16	MIZORAM	379	1	380
17	NAGALAND	332	0	332
18	ORISSA	8132	80	8212
19	PUNJAB	1365	56	1421
20	RAJASTHAN	5421	725	6146
21	SIKKIM	65	0	65
22	TAMILNADU	5630	5	5635
23	TRIPURA	319	9	328
24	UTTAR PRADESH	12179	3335	15514
25	WEST BENGAL	3002	729	3731
26	A & N ISLANDS	39	0	39
27	CHANDIGARH	30	0	30
28	DADRA & NAGAR HA	34	0	34
29	DAMAN & DIU *	0	0	0
30	DELHI	246	90	336
31	LAKSHADWEEP	1	2	3
32	PONDICHERY	83	18	101
INDIA		117000	11358	128358

* It is included in Goa

TABLE LXXVIII

NUMBER OF RECOGNISED EDUCATIONAL INSTITUTIONS IN INDIA

1984 - 85
UPPER PRIMARY/MIDDLE/SR. BASIC

STATE/UTS		BOYS	GIRLS	TOTAL
1	2	3	4	5
1	ANDHRA PRADESH	5370	75	5445
2	ARUNACHAL PRADESH	141	0	141
3	ASSAM	4372	381	4753
4	BIHAR	10837	1041	11878
5	GOA *	0	0	0
6	GUJARAT	14062	1037	15099
7	HARYANA	994	111	1105
8	HIMACHAL PRADESH	1032	25	1057
9	JAMMU & KASHMIR	1567	544	2111
10	KARNATAKA	12868	1065	13933
11	KERALA	2839	17	2856
12	MADHYA PRADESH	10668	1224	11892
13	MAHARASHTRA	15274	786	16060
14	MANIPUR	423	23	446
15	MEGHALAYA	593	4	597
16	MIZORAM	385	9	394
17	NAGALAND	354	0	354
18	ORISSA	8156	80	8236
19	PUNJAB	1375	55	1430
20	RAJASTHAN	6027	957	6984
21	SIKKIM	91	0	91
22	TAMILNADU	5686	5	5691
23	TRIPURA	336	10	346
24	UTTAR PRADESH	12444	3382	15826
25	WEST BENGAL	3082	736	3818
26	A & N ISLANDS	39	0	39
27	CHANDIGARH	30	0	30
28	DADRA & NAGAR HA	36	0	36
29	DAMAN & DIU	151	0	151
30	DELHI	255	90	345
31	LAKSHADWEEP	2	2	4
32	PONDICHERRY	89	12	101
INDIA		119578	11671	131249

* It is included in Daman & Diu

TABLE LXIX

NUMBER OF RECOGNISED EDUCATIONAL INSTITUTIONS IN INDIA

1985 - 86
UPPER PRIMARY/MIDDLE/SR. BASIC

STATE/UTS		BOYS	GIRLS	TOTAL
1	2	3	4	5
1	ANDHRA PRADESH	5504	76	5580
2	ARUNACHAL PRADESH	150	0	150
3	ASSAM	4398	384	4782
4	BIHAR	10861	1044	11905
5	GOA *	0	0	0
6	GUJARAT	14153	1040	15193
7	HARYANA	990	131	1121
8	HIMACHAL PRADESH	959	23	982
9	JAMMU & KASHMIR	1637	556	2193
10	KARNATAKA	13055	1065	14120
11	KERALA	2849	20	2869
12	MADHYA PRADESH	11056	1264	12320
13	MAHARASHTRA	15782	813	16595
14	MANIPUR	417	23	440
15	MEGHALAYA	618	4	622
16	MIZORAM	414	1	415
17	NAGALAND	343	0	343
18	ORISSA	8356	80	8436
19	PUNJAB	1379	55	1434
20	RAJASTHAN	6927	1064	7991
21	SIKKIM	121	0	121
22	TAMILNADU	5686	5	5691
23	TRIPURA	381	8	389
24	UTTAR PRADESH	13040	3392	16432
25	WEST BENGAL	3358	644	4002
26	A & N ISLANDS	43	0	43
27	CHANDIGARH	35	0	35
28	DADRA & NAGAR HA	36	0	36
29	DAMAN & DIU	152	0	152
30	DELHI	261	86	347
31	LAKSHADWEEP	2	2	4
32	PONDICHERRY	91	12	103
INDIA		123054	11792	134846

* It is included in Daman & Diu

TABLE LXXIX

NUMBER OF RECOGNISED EDUCATIONAL INSTITUTIONS IN INDIA

1986 - 87
UPPER PRIMARY/MIDDLE/SR. BASIC

STATE/UTS		BOYS	GIRLS	TOTAL
1	2	3	4	5
1	ANDHRA PRADESH	5573	74	5647
2	ARUNACHAL PRADES	182	1	183
3	ASSAM	4672	319	4991
4	BIHAR	11123	1037	12160
5	GOA *	0	0	0
6	GUJARAT	14960	1113	16073
7	HARYANA	1030	131	1161
8	HIMACHAL PRADESH	1003	17	1020
9	JAMMU & KASHMIR	1676	520	2196
10	KARNATAKA	13670	1120	14790
11	KERALA	2864	20	2884
12	MADHYA PRADESH	11410	1280	12690
13	MAHARASHTRA	16088	839	16927
14	MANIPUR	412	24	436
15	MEGHALAYA	673	4	677
16	MIZORAM	442	1	443
17	NAGALAND	343	0	343
18	ORISSA	8356	72	8428
19	PUNJAB	1389	55	1444
20	RAJASTHAN	7131	1018	8149
21	SIKKIM	122	0	122
22	TAMILNADU	5660	5	5665
23	TRIPURA	410	9	419
24	UTTAR PRADESH	13780	3555	17335
25	WEST BENGAL	2587	540	3127
26	A & N ISLANDS	40	0	40
27	CHANDIGARH	33	0	33
28	DADRA & NAGAR HA	36	0	36
29	DAMAN & DIU	139	0	139
30	DELHI	285	81	366
31	LAKSHADWEEP	2	2	4
32	PONDICHERRY	90	12	102
INDIA		126181	11849	138030

* It is included in Daman & Diu

TABLE LXXXI

NUMBER OF RECOGNISED EDUCATIONAL INSTITUTIONS IN INDIA

1987 - 88
UPPER PRIMARY/MIDDLE/SR. BASIC

STATE/UTS		BOYS	GIRLS	TOTAL
1	2	3	4	5
1	ANDHRA PRADESH	5648	76	5724
2	ARUNACHAL PRADESH	218	1	219
3	ASSAM	5024	393	5417
4	BIHAR	11492	1043	12535
5	GOA	119	0	119
6	GUJARAT	15671	1166	16837
7	HARYANA	1068	154	1222
8	HIMACHAL PRADESH	1051	17	1068
9	JAMMU & KASHMIR	1727	549	2276
10	KARNATAKA	14552	1191	15743
11	KERALA	2865	20	2885
12	MADHYA PRADESH	12031	1330	13361
13	MAHARASHTRA	16462	849	17311
14	MANIPUR	415	24	439
15	MEGHALAYA	709	4	713
16	MIZORAM	476	1	477
17	NAGALAND	343	0	343
18	ORISSA	8577	75	8652
19	PUNJAB	1343	52	1395
20	RAJASTHAN	7326	1029	8355
21	SIKKIM	123	0	123
22	TAMILNADU	5749	0	5749
23	TRIPURA	410	9	419
24	UTTAR PRADESH	13850	3567	17417
25	WEST BENGAL	2595	553	3148
26	A & N ISLANDS	42	0	42
27	CHANDIGARH	33	0	33
28	DADRA & NAGAR HA	39	0	39
29	DAMAN & DIU	17	1	18
30	DELHI	293	86	379
31	LAKSHADWEEP	2	2	4
32	PONDICHERRY	91	12	103
INDIA		130361	12204	142565

TABLE LXXII

NUMBER OF RECOGNISED EDUCATIONAL INSTITUTIONS IN INDIA

1988 - 89

UPPER PRIMARY/MIDDLE/SR. BASIC

STATE/UTS		BOYS	GIRLS	TOTAL
1	2	3	4	5
1	ANDHRA PRADESH	5801	77	5878
2	ARUNACHAL PRADES	227	1	228
3	ASSAM	5024	393	5417
4	BIHAR	11492	1043	12535
5	GOA	116	0	116
6	GUJARAT	15765	1176	16941
7	HARYANA	1086	146	1232
8	HIMACHAL PRADESH	1094	17	1111
9	JAMMU & KASHMIR	1732	563	2295
10	KARNATAKA	15227	696	15923
11	KERALA	2870	20	2890
12	MADHYA PRADESH	12501	1361	13862
13	MAHARASHTRA	17015	849	17864
14	MANIPUR	419	24	443
15	MEGHALAYA	743	4	747
16	MIZORAM	498	1	499
17	NAGALAND	343	0	343
18	ORISSA	9010	115	9125
19	PUNJAB	1362	51	1413
20	RAJASTHAN	7356	1021	8377
21	SIKKIM	123	0	123
22	TAMILNADU	5707	0	5707
23	TRIPURA	410	9	419
24	UTTAR PRADESH	13850	3567	17417
25	WEST BENGAL	2595	553	3148
26	A & N ISLANDS	42	0	42
27	CHANDIGARH	31	0	31
28	DADRA & NAGAR HA	39	0	39
29	DAMAN & DIU	17	1	18
30	DELHI	347	80	427
31	LAKSHADWEEP	2	2	4
32	PONDICHERRY	90	11	101
INDIA		132934	11781	144715

TABLE LXXXIII

NUMBER OF RECOGNISED EDUCATIONAL INSTITUTIONS IN INDIA

1989 - 90
UPPER PRIMARY/MIDDLE/SR. BASIC

STATE/UTS		BOYS	GIRLS	TOTAL
1	2	3	4	5
1	ANDHRA PRADESH	5801	77	5878
2	ARUNACHAL PRADES	241	0	241
3	ASSAM	5024	393	5417
4	BIHAR	12070	1051	13121
5	GOA	118	0	118
6	GUJARAT	15859	1589	17448
7	HARYANA	1141	180	1321
8	HIMACHAL PRADESH	957	20	977
9	JAMMU & KASHMIR	1799	569	2368
10	KARNATAKA	15622	696	16318
11	KERALA	2872	20	2892
12	MADHYA PRADESH	12501	1361	13862
13	MAHARASHTRA	17364	841	18205
14	MANIPUR	401	21	422
15	MEGHALAYA	768	4	772
16	MIZORAM	522	0	522
17	NAGALAND	341	0	341
18	ORISSA	9010	115	9125
19	PUNJAB	1371	54	1425
20	RAJASTHAN	7725	1071	8796
21	SIKKIM	127	0	127
22	TAMILNADU	5651	0	5651
23	TRIPURA	422	8	430
24	UTTAR PRADESH	13971	3583	17554
25	WEST BENGAL	2595	553	3148
26	A & N ISLANDS	43	0	43
27	CHANDIGARH	27	0	27
28	DADRA & NAGAR HA	41	0	41
29	DAMAN & DIU	19	1	20
30	DELHI	359	82	441
31	LAKSHADWEEP	2	2	4
32	PONDICHERRY	93	11	104
INDIA		134857	12302	147159

TABLE LXXIV

NUMBER OF RECOGNISED EDUCATIONAL INSTITUTIONS IN INDIA

1990 - 91
UPPER PRIMARY/MIDDLE/SR. BASIC

STATE/UTS		BOYS	GIRLS	TOTAL
1	2	3	4	5
1	ANDHRA PRADESH	6038	80	6118
2	ARUNACHAL PRADES	255	0	255
3	ASSAM	5801	461	6262
4	BIHAR	12123	1061	13184
5	GOA	111	0	111
6	GUJARAT	15923	1636	17559
7	HARYANA	1231	168	1399
8	HIMACHAL PRADESH	1046	20	1066
9	JAMMU & KASHMIR	1855	583	2438
10	KARNATAKA	15816	696	16512
11	KERALA	2895	20	2915
12	MADHYA PRADESH	13281	1438	14719
13	MAHARASHTRA	17824	832	18656
14	MANIPUR	659	28	687
15	MEGHALAYA	788	4	792
16	MIZORAM	545	0	545
17	NAGALAND	341	0	341
18	ORISSA	9287	118	9405
19	PUNJAB	1368	53	1421
20	RAJASTHAN	8216	1190	9406
21	SIKKIM	122	0	122
22	TAMILNADU	5624	0	5624
23	TRIPURA	417	8	425
24	UTTAR PRADESH	14025	3591	17616
25	WEST BENGAL	2585	567	3152
26	A & N ISLANDS	42	0	42
27	CHANDIGARH	27	0	27
28	DADRA & NAGAR HA	41	0	41
29	DAMAN & DIU	20	0	20
30	DELHI	407	78	485
31	LAKSHADWEEP	2	2	4
32	PONDICHERRY	96	11	107
INDIA		138811	12645	151456

TABLE L \bar{x} \bar{x} \bar{x} \bar{v}

NUMBER OF RECOGNISED EDUCATIONAL INSTITUTIONS IN INDIA

1991 - 92
UPPER PRIMARY/MIDDLE/SR. BASIC

STATE/UTS		BOYS	GIRLS	TOTAL
1	2	3	4	5
1	ANDHRA PRADESH	6142	81	6223
2	ARUNACHAL PRADES	264	0	264
3	ASSAM	6102	462	6564
4	BIHAR	12216	1075	13291
5	GOA	111	0	111
6	GUJARAT	16355	1546	17901
7	HARYANA	1185	177	1362
8	HIMACHAL PRADESH	1076	18	1094
9	JAMMU & KASHMIR	1907	679	2586
10	KARNATAKA	16251	715	16966
11	KERALA	2915	20	2935
12	MADHYA PRADESH	13956	1454	15410
13	MAHARASHTRA	17958	841	18799
14	MANIPUR	637	16	653
15	MEGHALAYA	823	4	827
16	MIZORAM	546	0	546
17	NAGALAND	357	0	357
18	ORISSA	11133	227	11360
19	PUNJAB	1368	52	1420
20	RAJASTHAN	8326	1219	9545
21	SIKKIM	122	0	122
22	TAMILNADU	5581	0	5581
23	TRIPURA	416	8	424
24	UTTAR PRADESH	14076	3600	17676
25	WEST BENGAL	2588	568	3156
26	A & N ISLANDS	43	0	43
27	CHANDIGARH	29	0	29
28	DADRA & NAGAR HA	42	0	42
29	DAMAN & DIU	20	0	20
30	DELHI	417	80	497
31	LAKSHADWEEP	2	2	4
32	PONDICHERRY	106	12	118
INDIA		143070	12856	155926

TABLE - LXXXVI

NUMBER OF RECOGNISED EDUCATIONAL INSTITUTIONS IN INDIA

1992 - 93
UPPER PRIMARY/MIDDLE/SR. BASIC

STATE/UTS		BOYS	GIRLS	TOTAL
1	2	3	4	5
1	ANDHRA PRADESH	6131	41	6172
2	ARUNACHAL PRADESH	274	0	274
3	ASSAM	6267	462	6729
4	BIHAR	12344	1072	13416
5	GOA	109	0	109
6	GUJARAT	16574	1577	18151
7	HARYANA	1231	170	1401
8	HIMACHAL PRADESH	1071	18	1089
9	JAMMU & KASHMIR	1986	682	2668
10	KARNATAKA	16459	698	17157
11	KERALA	2908	20	2928
12	MADHYA PRADESH	14747	1499	16246
13	MAHARASHTRA	18417	898	19315
14	MANIPUR	632	20	652
15	MEGHALAYA	824	4	828
16	MIZORAM	553	0	553
17	NAGALAND	357	0	357
18	ORISSA	11199	161	11360
19	PUNJAB	1376	53	1429
20	RAJASTHAN	8779	1234	10013
21	SIKKIM	122	0	122
22	TAMILNADU	5608	0	5608
23	TRIPURA	423	8	431
24	UTTAR PRADESH	14120	3610	17730
25	WEST BENGAL	2443	536	2979
26	A & N ISLANDS	46	0	46
27	CHANDIGARH	32	0	32
28	DADRA & NAGAR HA	42	0	42
29	DAMAN & DIU	20	0	20
30	DELHI	447	72	519
31	LAKSHADWEEP	2	2	4
32	PONDICHERRY	107	11	118
INDIA		145650	12848	158498

TABLE LXXXVII

NUMBER OF RECOGNISED EDUCATIONAL INSTITUTIONS IN INDIA

1950 - 51
HIGH / POST BASIC

STATE/UTS		BOYS	GIRLS 1950 - 51	TOTAL
1	2	3	4	5
1	ANDHRA PRADESH	0	0	0
2	ASSAM	234	35	269
3	BIHAR	608	35	643
4	BOMBAY	812	151	963
5	MADHYA PRADESH	211	47	258
6	MADRAS	922	195	1117
7	ORISSA	165	7	172
8	PUNJAB	389	40	429
9	UTTAR PRADESH	833	154	987
10	WEST BENGAL	957	150	1107
11	HYDERABAD	95	35	130
12	MADHYA BHARAT	40	10	50
13	MYSORE	174	36	210
14	PEPSU	84	9	93
15	RAJASTHAN	148	7	155
16	SAURASHTRA	43	9	52
17	TRAVANCORE-COCHI	364	102	466
18	AJMER	17	3	20
19	A & N ISLANDS	1	0	1
20	BHOPAL	4	1	5
21	BILASPUR	1	0	1
22	COORG	8	2	10
23	DELHI	49	20	69
24	HIMACHAL PRADESH	20	4	24
25	KUTCH	5	1	6
26	MANIPUR	10	1	11
27	TRIPURA	16	8	24
28	VINDYA PRADESH	14	2	16
29	JAMMU & KASHMIR	0	0	0
30	N.E.F.A	0	0	0
31	KERALA	0	0	0
32	L.M AND A ISLAND	0	0	0
33	PONDICHERRY	0	0	0
INDIA		6224	1064	7288

TABLE LXXXVIII

NUMBER OF RECOGNISED EDUCATIONAL INSTITUTIONS IN INDIA

1951 - 52
HIGH / POST BASIC

STATE/UTS		BOYS	GIRLS	TOTAL
		1951 - 52		
1	2	3	4	5
1	ANDHRA PRADESH	0	0	0
2	ASSAM	253	36	289
3	BIHAR	681	36	717
4	BOMBAY	871	151	1022
5	MADHYA PRADESH	225	52	277
6	MADRAS	1102	211	1313
7	ORISSA	183	9	192
8	PUNJAB	427	41	468
9	UTTAR PRADESH	948	178	1126
10	WEST BENGAL	1006	162	1168
11	HYDERABAD	102	37	139
12	MADHYA BHARAT	47	12	59
13	MYSORE	182	36	218
14	PEPSU	93	11	104
15	RAJASTHAN	173	8	181
16	SAURASHTRA	45	11	56
17	TRAVANCORE-COCHI	412	103	515
18	AJMER	20	4	24
19	A & N ISLANDS	1	0	1
20	BHOPAL	7	2	9
21	BILASPUR	1	1	2
22	COORG	8	2	10
23	DELHI	56	24	80
24	HIMACHAL PRADESH	25	4	29
25	KUTCH	6	1	7
26	MANIPUR	11	1	12
27	TRIPURA	16	8	24
28	VINDYA PRADESH	19	2	21
29	JAMMU & KASHMIR	0	0	0
30	N.E.F.A	0	0	0
31	KERALA	0	0	0
32	L.M AND A ISLAND	0	0	0
33	PONDICHERRY	0	0	0
INDIA		6920	1143	8063

TABLE LXXXIX

NUMBER OF RECOGNISED EDUCATIONAL INSTITUTIONS IN INDIA

1952 - 53
HIGH / POST BASIC

STATE/UTS		BOYS	GIRLS	TOTAL
		1952 - 53		
1	2	3	4	5
1	ANDHRA PRADESH	0	0	0
2	ASSAM	270	36	306
3	BIHAR	750	37	787
4	BOMBAY	877	153	1030
5	MADHYA PRADESH	237	53	290
6	MADRAS	1192	219	1411
7	ORISSA	190	10	200
8	PUNJAB	467	46	513
9	UTTAR PRADESH	1023	192	1215
10	WEST BENGAL	1114	209	1323
11	HYDERABAD	112	39	151
12	MADHYA BHARAT	56	13	69
13	MYSORE	186	37	223
14	PEPSU	103	15	118
15	RAJASTHAN	178	9	187
16	SAURASHTRA	52	12	64
17	TRAVANCORE-COCHI	457	108	565
18	AJMER	22	4	26
19	A & N ISLANDS	1	0	1
20	BHOPAL	10	3	13
21	BILASPUR	1	1	2
22	COORG	8	2	10
23	DELHI	66	28	94
24	HIMACHAL PRADESH	27	4	31
25	KUTCH	7	1	8
26	MANIPUR	21	1	22
27	TRIPURA	23	8	31
28	VINDYA PRADESH	24	5	29
29	JAMMU & KASHMIR	0	0	0
30	N.E.F.A	0	0	0
31	KERALA	0	0	0
32	L.M AND A ISLAND	0	0	0
33	PONDICHERRY	0	0	0
INDIA		7474	1245	8719

TABLE LXI

NUMBER OF RECOGNISED EDUCATIONAL INSTITUTIONS IN INDI

1953 - 54

HIGH / POST BASIC

STATE/UTS		BOYS	GIRLS	TOTAL
		1953 - 54		
1	2	3	4	5
1	ANDHRA PRADESH	547	48	595
2	ASSAM	290	38	328
3	BIHAR	824	40	864
4	BOMBAY	936	161	1097
5	MADHYA PRADESH	268	56	324
6	MADRAS	705	176	881
7	ORISSA	199	11	210
8	PUNJAB	542	66	608
9	UTTAR PRADESH	1125	197	1322
10	WEST BENGAL	1167	253	1420
11	HYDERABAD	122	40	162
12	MADHYA BHARAT	67	19	86
13	MYSORE	204	42	246
14	PEPSU	121	19	140
15	RAJASTHAN	185	9	194
16	SAURASHTRA	53	12	65
17	TRAVANCORE-COCHI	490	115	605
18	AJMER	24	4	28
19	A & N ISLANDS	1	0	1
20	BHOPAL	12	3	15
21	BILASPUR	2	1	3
22	COORG	8	2	10
23	DELHI	73	36	109
24	HIMACHAL PRADESH	31	4	35
25	KUTCH	7	1	8
26	MANIPUR	21	1	22
27	TRIPURA	23	8	31
28	VINDYA PRADESH	28	6	34
29	JAMMU & KASHMIR	63	9	72
30	N.E.F.A	0	0	0
31	KERALA	0	0	0
32	L.M AND A ISLAND	0	0	0
33	PONDICHERRY	0	0	0
INDIA		8138	1377	9515

TABLE LXLI

NUMBER OF RECOGNISED EDUCATIONAL INSTITUTIONS IN INDIA

1954 - 55
HIGH / POST BASIC

STATE/UTS		BOYS	GIRLS 1954 - 55	TOTAL
1	2	3	4	5
1	ANDHRA PRADESH	563	51	614
2	ASSAM	315	42	357
3	BIHAR	872	42	914
4	BOMBAY	1002	163	1165
5	MADHYA PRADESH	297	58	355
6	MADRAS	735	181	916
7	ORISSA	211	13	224
8	PUNJAB	628	95	723
9	UTTAR PRADESH	1200	214	1414
10	WEST BENGAL	1223	269	1492
11	HYDERABAD	122	40	162
12	MADHYA BHARAT	72	24	96
13	MYSORE	209	47	256
14	PEPSU	146	24	170
15	RAJASTHAN	200	11	211
16	SAURASHTRA	58	13	71
17	TRAVANCORE-COCHI	499	115	614
18	AJMER	28	4	32
19	A & N ISLANDS	1	0	1
20	BHOPAL	13	4	17
21	BILASPUR	0	0	0
22	COORG	9	2	11
23	DELHI	88	47	135
24	HIMACHAL PRADESH	38	5	43
25	KUTCH	11	2	13
26	MANIPUR	21	2	23
27	TRIPURA	24	4	28
28	VINDYA PRADESH	30	7	37
29	JAMMU & KASHMIR	82	22	104
30	N. E. F. A	2	0	2
31	KERALA	0	0	0
32	L.M AND A ISLAND	0	0	0
33	PONDICHERRY	0	0	0
INDIA		8699	1501	10200

TABLE LXLII
NUMBER OF RECOGNISED EDUCATIONAL INSTITUTIONS IN INDIA

1955 - 56
HIGH / POST BASIC

STATE/UTS		BOYS	GIRLS 1955 - 56	TOTAL
1	2	3	4	5
1	ANDHRA PRADESH	645	81	726
2	ASSAM	331	45	376
3	BIHAR	897	43	940
4	BOMBAY	1260	206	1466
5	MADHYA PRADESH	288	65	353
6	MADRAS	654	162	816
7	ORISSA	245	13	258
8	PUNJAB	884	145	1029
9	UTTAR PRADESH	1253	221	1474
10	WEST BENGAL	1294	285	1579
11	HYDERABAD	0	0	0
12	MADHYA BHARAT	0	0	0
13	MYSORE	403	83	486
14	PEPSU	0	0	0
15	RAJASTHAN	254	19	273
16	SAURASHTRA	0	0	0
17	TRAVANCORE-COCHI	0	0	0
18	AJMER	0	0	0
19	A & N ISLANDS	1	0	1
20	BHOPAL	0	0	0
21	BILASPUR	0	0	0
22	COORG	0	0	0
23	DELHI	92	53	145
24	HIMACHAL PRADESH	40	5	45
25	KUTCH	0	0	0
26	MANIPUR	22	1	23
27	TRIPURA	25	4	29
28	VINDYA PRADESH	0	0	0
29	JAMMU & KASHMIR	87	26	113
30	N.E.F.A	3	0	3
31	KERALA	577	126	703
32	L.M AND A ISLAND	0	0	0
33	PONDICHERRY	0	0	0
INDIA		9255	1583	10838

TABLE LXLIII

NUMBER OF RECOGNISED EDUCATIONAL INSTITUTIONS IN INDIA

1956 - 57
HIGH / POST BASIC

STATE/UTS		BOYS	GIRLS 1956 - 57	TOTAL
1	2	3	4	5
1	ANDHRA PRADESH	650	83	733
2	ASSAM	373	51	424
3	BIHAR	987	46	1033
4	BOMBAY	1425	223	1648
5	MADHYA PRADESH	330	74	404
6	MADRAS	725	169	894
7	ORISSA	265	13	278
8	PUNJAB	967	190	1157
9	UTTAR PRADESH	1296	237	1533
10	WEST BENGAL	1363	317	1680
11	HYDERABAD	0	0	0
12	MADHYA BHARAT	0	0	0
13	MYSORE	444	91	535
14	PEPSU	0	0	0
15	RAJASTHAN	277	26	303
16	SAURASHTRA	0	0	0
17	TRAVANCORE-COCHI	0	0	0
18	AJMER	0	0	0
19	A & N ISLANDS	1	0	1
20	BHOPAL	0	0	0
21	BILASPUR	0	0	0
22	COORG	0	0	0
23	DELHI	114	63	177
24	HIMACHAL PRADESH	44	5	49
25	KUTCH	0	0	0
26	MANIPUR	34	3	37
27	TRIPURA	25	5	30
28	VINDYA PRADESH	0	0	0
29	JAMMU & KASHMIR	97	27	124
30	N. E. F. A	3	0	3
31	KERALA	613	129	742
32	L. M AND A ISLAND	0	0	0
33	PONDICHERRY	14	6	20
INDIA		10047	1758	11805

TABLE LX LIV
NUMBER OF RECOGNISED EDUCATIONAL INSTITUTIONS IN INDIA

1957 - 58
HIGH / POST BASIC

STATE/UTS		BOYS	GIRLS 1957 - 58	TOTAL
1	2	3	4	5
1	ANDHRA PRADESH	798	101	899
2	ASSAM	377	56	433
3	BIHAR	1056	52	1108
4	BOMBAY	1535	233	1768
5	MADHYA PRADESH	386	81	467
6	MADRAS	779	179	958
7	ORISSA	290	16	306
8	PUNJAB	1011	222	1233
9	UTTAR PRADESH	1338	246	1584
10	WEST BENGAL	1370	324	1694
11	HYDERABAD	0	0	0
12	MADHYA BHARAT	0	0	0
13	MYSORE	460	96	556
14	PEPSU	0	0	0
15	RAJASTHAN	306	34	340
16	SAURASHTRA	0	0	0
17	TRAVANCORE-COCHI	0	0	0
18	AJMER	0	0	0
19	A & N ISLANDS	1	0	1
20	BHOPAL	0	0	0
21	BILASPUR	0	0	0
22	COORG	0	0	0
23	DELHI	123	67	190
24	HIMACHAL PRADESH	45	5	50
25	KUTCH	0	0	0
26	MANIPUR	39	3	42
27	TRIPURA	25	6	31
28	VINDYA PRADESH	0	0	0
29	JAMMU & KASHMIR	115	31	146
30	N.E.F.A	2	0	2
31	KERALA	680	129	809
32	L.M AND A ISLAND	0	0	0
33	PONDICHERRY	14	8	22
INDIA		10750	1889	12639

TABLE LXLV

NUMBER OF RECOGNISED EDUCATIONAL INSTITUTIONS IN INDIA

1958 - 59
HIGH / POST BASIC

STATE/UTS		BOYS	GIRLS 1958 - 59	TOTAL
1	2	3	4	5
1	ANDHRA PRADESH	879	113	992
2	ASSAM	398	61	459
3	BIHAR	1223	66	1289
4	BOMBAY	2267	282	2549
5	MADHYA PRADESH	466	97	563
6	MADRAS	827	185	1012
7	ORISSA	323	24	347
8	PUNJAB	1033	261	1294
9	UTTAR PRADESH	1377	256	1633
10	WEST BENGAL	1416	342	1758
11	HYDERABAD	0	0	0
12	MADHYA BHARAT	0	0	0
13	MYSORE	516	101	617
14	PEPSU	0	0	0
15	RAJASTHAN	356	47	403
16	SAURASHTRA	0	0	0
17	TRAVANCORE-COCHI	0	0	0
18	AJMER	0	0	0
19	A & N ISLANDS	1	0	1
20	BHOPAL	0	0	0
21	BILASPUR	0	0	0
22	COORG	0	0	0
23	DELHI	146	82	228
24	HIMACHAL PRADESH	56	5	61
25	KUTCH	0	0	0
26	MANIPUR	50	3	53
27	TRIPURA	25	6	31
28	VINDYA PRADESH	0	0	0
29	JAMMU & KASHMIR	128	33	161
30	N.E.F.A	2	0	2
31	KERALA	715	131	846
32	L.M AND A ISLAND	0	0	0
33	PONDICHERRY	19	8	27
INDIA		12223	2103	14326

TABLE LXLVI

NUMBER OF RECOGNISED EDUCATIONAL INSTITUTIONS IN INDIA

1959 - 60
HIGH / POST BASIC

STATE/UTS		BOYS	GIRLS	TOTAL
		1959 - 60		
1	2	3	4	5
1	ANDHRA PRADESH	960	122	1082
2	ASSAM	419	65	484
3	BIHAR	1375	74	1449
4	GUJARAT	893	85	978
5	HARYANA	0	0	0
6	JAMMU & KASHMIR	156	36	192
7	KERALA	738	134	872
8	MADHYA PRADESH	526	108	634
9	MAHARASHTRA	1823	226	2049
10	MYSORE	558	106	664
11	NAGALAND	0	0	0
12	ORISSA	376	31	407
13	PUNJAB	1059	284	1343
14	RAJASTHAN	406	52	458
15	TAMIL NADU (MADR)	915	193	1108
16	UTTAR PRADESH	1430	271	1701
17	WEST BENGAL	1469	378	1847
18	A & N ISLANDS	1	1	2
19	CHANDIGARH	0	0	0
20	DADRA AND NAGAR	0	0	0
21	DELHI	158	89	247
22	GOA DAMAN AND DI	0	0	0
23	HIMACHAL PRADESH	61	7	68
24	LM AND A ISLANDS	0	0	0
25	MANIPUR	50	4	54
26	N E F A	4	0	4
27	PONDICHERRY	20	8	28
28	TRIPURA	25	7	32
INDIA		13422	2281	15703

* Includes Hr. Secondary Schools

TABLE No LXLVII

NUMBER OF RECOGNISED EDUCATIONAL INSTITUTIONS IN INDIA

1960 - 61
HIGH / POST BASIC

STATE/UTS		BOYS	GIRLS	TOTAL
		1960 - 61		
1	2	3	4	5
1	ANDHRA PRADESH	975	109	1084
2	ASSAM	464	64	528
3	BIHAR	1287	69	1356
4	GUJARAT	998	101	1099
5	HARYANA	0	0	0
6	JAMMU & KASHMIR	181	45	226
7	KERALA	749	133	882
8	MADHYA PRADESH	63	6	69
9	MAHARASHTRA	1900	204	2104
10	MYSORE	567	81	648
11	NAGALAND	12	0	12
12	ORISSA	413	34	447
13	PUNJAB	994	287	1281
14	RAJASTHAN	190	43	233
15	TAMIL NADU (MADR)	1040	217	1257
16	UTTAR PRADESH	0	0	0
17	WEST BENGAL	920	268	1188
18	A & N ISLANDS	0	0	0
19	CHANDIGARH	0	0	0
20	DADRA AND NAGAR	0	0	0
21	DELHI	0	0	0
22	GOA DAMAN AND DI	0	0	0
23	HIMACHAL PRADESH	67	2	69
24	LM AND A ISLANDS	1	0	1
25	MANIPUR	52	5	57
26	N E F A	5	0	5
27	PONDICHERRY	22	9	31
28	TRIPURA	20	6	26
INDIA		10920	1683	12603

TABLE LXLVIII

NUMBER OF RECOGNISED EDUCATIONAL INSTITUTIONS IN INDIA

1961 - 62
HIGH / POST BASIC

STATE/UTS		BOYS	GIRLS	TOTAL
		1961 - 62		
1	2	3	4	5
1	ANDHRA PRADESH	1095	124	1219
2	ASSAM	521	69	590
3	BIHAR	1334	74	1408
4	GUJARAT	1103	107	1210
5	HARYANA	0	0	0
6	JAMMU & KASHMIR	240	56	296
7	KERALA	779	147	926
8	MADHYA PRADESH	4	0	4
9	MAHARASHTRA	2269	224	2493
10	MYSORE	579	78	657
11	NAGALAND	13	0	13
12	ORISSA	476	40	516
13	PUNJAB	935	276	1211
14	RAJASTHAN	286	45	331
15	TAMIL NADU (MADR)	1270	243	1513
16	UTTAR PRADESH	0	0	0
17	WEST BENGAL	848	273	1121
18	A & N ISLANDS	0	0	0
19	CHANDIGARH	0	0	0
20	DADRA AND NAGAR	2	0	2
21	DELHI	0	0	0
22	GOA DAMAN AND DI	0	0	0
23	HIMACHAL PRADESH	66	2	68
24	LM AND A ISLANDS	1	0	1
25	MANIPUR	76	9	85
26	N E F A	5	0	5
27	PONDICHERRY	24	9	33
28	TRIPURA	21	6	27
INDIA		11947	1782	13729

TABLE LXLIK

NUMBER OF RECOGNISED EDUCATIONAL INSTITUTIONS IN INDIA

1962 - 63
HIGH / POST BASIC

STATE/UTS		BOYS	GIRLS 1962 - 63	TOTAL
1	2	3	4	5
1	ANDHRA PRADESH	1277	145	1422
2	ASSAM	621	88	709
3	BIHAR	1371	87	1458
4	GUJARAT	1199	116	1315
5	HARYANA	0	0	0
6	JAMMU & KASHMIR	261	58	319
7	KERALA	854	161	1015
8	MADHYA PRADESH	6	0	6
9	MAHARASHTRA	2503	238	2741
10	MYSORE	709	98	807
11	NAGALAND	18	0	18
12	ORISSA	604	53	657
13	PUNJAB	856	242	1098
14	RAJASTHAN	289	51	340
15	TAMIL NADU (MADR)	1452	278	1730
16	UTTAR PRADESH	782	149	931
17	WEST BENGAL	820	301	1121
18	A & N ISLANDS	0	0	0
19	CHANDIGARH	0	0	0
20	DADRA AND NAGAR	2	0	2
21	DELHI	0	0	0
22	GOA DAMAN AND DI	36	12	48
23	HIMACHAL PRADESH	64	2	66
24	LM AND A ISLANDS	2	0	2
25	MANIPUR	100	15	115
26	N E F A	6	0	6
27	PONDICHERRY	26	8	34
28	TRIPURA	18	7	25
INDIA		13876	2109	15985

TABLE - 11

NUMBER OF RECOGNISED EDUCATIONAL INSTITUTIONS IN INDIA

1963 - 64
HIGH / POST BASIC

STATE/UTS		BOYS	GIRLS	TOTAL
		1963 - 64		
1	2	3	4	5
1	ANDHRA PRADESH	1357	164	1521
2	ASSAM	723	101	824
3	BIHAR	1410	90	1500
4	GUJARAT	1241	123	1364
5	HARYANA	0	0	0
6	JAMMU & KASHMIR	260	58	318
7	KERALA	860	161	1021
8	MADHYA PRADESH	0	0	0
9	MAHARASHTRA	2688	252	2940
10	MYSORE	886	116	1002
11	NAGALAND	22	0	22
12	ORISSA	682	63	745
13	PUNJAB	836	225	1061
14	RAJASTHAN	301	53	354
15	TAMIL NADU (MADR)	1599	316	1915
16	UTTAR PRADESH	821	161	982
17	WEST BENGAL	885	323	1208
18	A & N ISLANDS	0	0	0
19	CHANDIGARH	0	0	0
20	DADRA AND NAGAR	2	0	2
21	DELHI	0	0	0
22	GOA DAMAN AND DI	72	11	83
23	HIMACHAL PRADESH	65	2	67
24	LM AND A ISLANDS	2	0	2
25	MANIPUR	105	17	122
26	N E F A	5	0	5
27	PONDICHERRY	28	9	37
28	TRIPURA	19	7	26
INDIA		14869	2252	17121

TABLE LLI

NUMBER OF RECOGNISED EDUCATIONAL INSTITUTIONS IN INDIA

1964 - 65
HIGH / POST BASIC

STATE/UTS		BOYS	GIRLS 1964 - 65	TOTAL
1	2	3	4	5
1	ANDHRA PRADESH	1578	179	1757
2	ASSAM	808	113	921
3	BIHAR	1520	100	1620
4	GUJARAT	1368	132	1500
5	HARYANA	0	0	0
6	JAMMU & KASHMIR	257	69	326
7	KERALA	971	178	1149
8	MADHYA PRADESH	0	0	0
9	MAHARASHTRA	2959	269	3228
10	MYSORE	1101	175	1276
11	NAGALAND	30	0	30
12	ORISSA	781	82	863
13	PUNJAB	838	231	1069
14	RAJASTHAN	328	64	392
15	TAMIL NADU (MADR)	1759	342	2101
16	UTTAR PRADESH	865	166	1031
17	WEST BENGAL	1025	378	1403
18	A & N ISLANDS	0	0	0
19	CHANDIGARH	0	0	0
20	DADRA AND NAGAR	2	0	2
21	DELHI	0	0	0
22	GOA DAMAN AND DI	74	17	91
23	HIMACHAL PRADESH	72	2	74
24	LM AND A ISLANDS	3	0	3
25	MANIPUR	146	18	164
26	N E F A	4	0	4
27	PONDICHERY	27	9	36
28	TRIPURA	5	4	9
INDIA		16521	2528	19049

TABLE LLI

NUMBER OF RECOGNISED EDUCATIONAL INSTITUTIONS IN INDIA

1965 - 66
HIGH/POST BASIC/HR. SECONDARY

STATE/UTS		BOYS	GIRLS	TOTAL
		1965 - 66		
1	2	3	4	5
1	ANDHRA PRADESH	1850	213	2063
2	ASSAM	852	121	973
3	BIHAR	1593	106	1699
4	GUJARAT	1443	147	1590
5	HARYANA	0	0	0
6	JAMMU & KASHMIR	290	81	371
7	KERALA	969	182	1151
8	MADHYA PRADESH	0	0	0
9	MAHARASHTRA	3300	304	3604
10	MYSORE	1205	186	1391
11	NAGALAND	31	0	31
12	ORISSA	916	94	1010
13	PUNJAB	968	244	1212
14	RAJASTHAN	333	66	399
15	TAMIL NADU (MADR)	1860	364	2224
16	UTTAR PRADESH	957	211	1168
17	WEST BENGAL	1139	386	1525
18	A & N ISLANDS	0	0	0
19	CHANDIGARH	0	0	0
20	DADRA AND NAGAR	2	0	2
21	DELHI	0	0	0
22	GOA DAMAN AND DI	118	11	129
23	HIMACHAL PRADESH	75	2	77
24	LM AND A ISLANDS	3	0	3
25	MANIPUR	87	10	97
26	N E F A	4	0	4
27	PONDICHERRY	27	12	39
28	TRIPURA	2	2	4
INDIA		18024	2742	20766

TABLE LIIII

NUMBER OF RECOGNISED EDUCATIONAL INSTITUTIONS IN INDIA

1966 - 67
HIGH/POST BASIC/HR. SECONDARY

STATE/UTS		BOYS	GIRLS	TOTAL
		1966 - 67		
1	2	3	4	5
1	ANDHRA PRADESH	2550	299	2849
2	ASSAM	930	152	1082
3	BIHAR	2084	157	2241
4	GUJARAT	1540	164	1704
5	HARYANA	488	109	597
6	JAMMU & KASHMIR	378	101	479
7	KERALA	1090	189	1279
8	MADHYA PRADESH	1176	222	1398
9	MAHARASHTRA	3884	376	4260
10	MYSORE	1430	237	1667
11	NAGALAND	40	0	40
12	ORISSA	1090	131	1221
13	PUNJAB	771	252	1023
14	RAJASTHAN	748	124	872
15	TAMIL NADU (MADR)	1980	392	2372
16	UTTAR PRADESH	2293	482	2775
17	WEST BENGAL	2648	777	3425
18	A & N ISLANDS	4	1	5
19	CHANDIGARH	7	6	13
20	DADRA AND NAGAR	3	0	3
21	DELHI	265	164	429
22	GOA DAMAN AND DI	127	15	142
23	HIMACHAL PRADESH	281	36	317
24	LM AND A ISLANDS	4	0	4
25	MANIPUR	103	14	117
26	N E F A	15	0	15
27	PONDICHERRY	29	11	40
28	TRIPURA	65	11	76
INDIA		26023	4422	30445

TABLE LIV

NUMBER OF RECOGNISED EDUCATIONAL INSTITUTIONS IN INDIA

1967 - 68
HIGH/POST BASIC/HR. SECONDARY

STATE/UTS		BOYS	GIRLS	TOTAL
		1967 - 68		
1	2	3	4	5
1	ANDHRA PRADESH	2598	303	2901
2	ASSAM	1022	163	1185
3	BIHAR	2176	161	2337
4	GUJARAT	1629	174	1803
5	HARYANA	586	127	713
6	JAMMU & KASHMIR	383	103	486
7	KERALA	1092	194	1286
8	MADHYA PRADESH	1244	230	1474
9	MAHARASHTRA	3979	357	4336
10	MYSORE	1489	254	1743
11	NAGALAND	43	0	43
12	ORISSA	1146	138	1284
13	PUNJAB	814	255	1069
14	RAJASTHAN	751	147	898
15	TAMIL NADU (MADR)	2047	402	2449
16	UTTAR PRADESH	2383	509	2892
17	WEST BENGAL	2787	809	3596
18	A & N ISLANDS	5	1	6
19	CHANDIGARH	8	6	14
20	DADRA AND NAGAR	3	0	3
21	DELHI	275	170	445
22	GOA DAMAN AND DI	133	15	148
23	HIMACHAL PRADESH	301	39	340
24	LM AND A ISLANDS	4	0	4
25	MANIPUR	103	18	121
26	N E F A	15	0	15
27	PONDICHERRY	30	11	41
28	TRIPURA	70	11	81
INDIA		27116	4597	31713

TABLE LLY

NUMBER OF RECOGNISED EDUCATIONAL INSTITUTIONS IN INDIA

1968 - 69
HIGH/POST BASIC/HR. SECONDARY

STATE/UTS		BOYS	GIRLS	TOTAL
		1968 - 69		
1	2	3	4	5
1	ANDHRA PRADESH	2622	307	2929
2	ASSAM	1060	167	1227
3	BIHAR	2245	168	2413
4	GUJARAT	1755	188	1943
5	HARYANA	653	130	783
6	JAMMU & KASHMIR	423	108	531
7	KERALA	1190	196	1386
8	MADHYA PRADESH	1286	236	1522
9	MAHARASHTRA	4211	375	4586
10	MYSORE	1563	275	1838
11	NAGALAND	53	0	53
12	ORISSA	1262	176	1438
13	PUNJAB	858	264	1122
14	RAJASTHAN	836	169	1005
15	TAMIL NADU (MADR)	2095	415	2510
16	UTTAR PRADESH	2484	528	3012
17	WEST BENGAL	2993	888	3881
18	A & N ISLANDS	6	1	7
19	CHANDIGARH	11	7	18
20	DADRA AND NAGAR	4	0	4
21	DELHI	284	179	463
22	GOA DAMAN AND DI	155	15	170
23	HIMACHAL PRADESH	333	45	378
24	LM AND A ISLANDS	4	0	4
25	MANIPUR	105	18	123
26	N E F A	16	0	16
27	PONDICHERRY	31	12	43
28	TRIPURA	71	11	82
INDIA		28609	4878	33487

TABLE LL VI

NUMBER OF RECOGNISED EDUCATIONAL INSTITUTIONS IN INDIA

1969 - 70

HIGH/POST BASIC/HR. SECONDARY

STATE/UTS		BOYS	GIRLS 1969 - 70	TOTAL
1	2	3	4	5
1	ANDHRA PRADESH	2569	308	2877
2	ASSAM	1150	176	1326
3	BIHAR	2348	177	2525
4	GUJARAT	1890	202	2092
5	HARYANA	718	152	870
6	JAMMU & KASHMIR	423	108	531
7	KERALA	1191	196	1387
8	MADHYA PRADESH	1324	242	1566
9	MAHARASHTRA	4516	389	4905
10	MYSORE	1610	305	1915
11	NAGALAND	54	0	54
12	ORISSA	1359	184	1543
13	PUNJAB	904	275	1179
14	RAJASTHAN	845	174	1019
15	TAMIL NADU (MADR	2147	432	2579
16	UTTAR PRADESH	2677	571	3248
17	WEST BENGAL	3168	920	4088
18	A & N ISLANDS	8	1	9
19	CHANDIGARH	15	7	22
20	DADRA AND NAGAR	4	0	4
21	DELHI	285	184	469
22	GOA DAMAN AND DI	167	14	181
23	HIMACHAL PRADESH	359	46	405
24	LM AND A ISLANDS	5	0	5
25	MANIPUR	104	19	123
26	N E F A	16	0	16
27	PONDICHERRY	32	13	45
28	TRIPURA	72	12	84
INDIA		29960	5107	35067

TABLE LVII

NUMBER OF RECOGNISED EDUCATIONAL INSTITUTIONS IN INDI

1970 - 71
HIGH/POST BASIC/HR. SECONDARY

STATE/UTS		BOYS	GIRLS	TOTAL
1	2	3	4	5
1	ANDHRA PRADESH	2602	312	2914
2	ARUNACHAL PRADES	16	0	16
3	ASSAM	1172	178	1350
4	BIHAR	2414	184	2598
5	GOA *	0	0	0
6	GUJARAT	2051	212	2263
7	HARYANA	811	164	975
8	HIMACHAL PRADESH	386	49	435
9	JAMMU & KASHMIR	443	118	561
10	KARNATAKA	1670	332	2002
11	KERALA	1193	196	1389
12	MADHYA PRADESH	1400	255	1655
13	MAHARASHTRA	4797	403	5200
14	MANIPUR	104	19	123
15	MEGHALAYA	71	10	81
16	MIZORAM	0	0	0
17	NAGALAND	56	0	56
18	ORISSA	1469	196	1665
19	PUNJAB	1033	290	1323
20	RAJASTHAN	852	175	1027
21	SIKKIM	0	0	0
22	TAMILNADU	2191	443	2634
23	TRIPURA	76	13	89
24	UTTAR PRADESH	2834	581	3415
25	WEST BENGAL	3259	940	4199
26	A & N ISLANDS	8	1	9
27	CHANDIGARH	13	8	21
28	DADRA & NAGAR HA	4	0	4
29	DAMAN & DIU	168	14	182
30	DELHI	305	196	501
31	LAKSHADWEEP	5	0	5
32	PONDICHERRY	34	12	46
INDIA		31437	5301	36738

* It is included in Daman & Diu

TABLE LVIII

NUMBER OF RECOGNISED EDUCATIONAL INSTITUTIONS IN INDIA

1971 - 72
HIGH/POST BASIC/HR. SECONDARY

STATE/UTS		BOYS	GIRLS	TOTAL
1	2	3	4	5
1	ANDHRA PRADESH	2990	0	2990
2	ARUNACHAL PRADES	18	0	18
3	ASSAM	1354	0	1354
4	BIHAR	2672	0	2672
5	GOA *	0	0	0
6	GUJARAT	2382	0	2382
7	HARYANA	1071	0	1071
8	HIMACHAL PRADESH	440	0	440
9	JAMMU & KASHMIR	577	0	577
10	KARNATAKA	1737	0	1737
11	KERALA	1398	0	1398
12	MADHYA PRADESH	1728	0	1728
13	MAHARASHTRA	5663	0	5663
14	MANIPUR	123	0	123
15	MEGHALAYA	112	0	112
16	MIZORAM	70	0	70
17	NAGALAND	61	0	61
18	ORISSA	1727	0	1727
19	PUNJAB	1337	0	1337
20	RAJASTHAN	1240	0	1240
21	SIKKIM	0	0	0
22	TAMILNADU	2699	0	2699
23	TRIPURA	99	0	99
24	UTTAR PRADESH	3623	0	3623
25	WEST BENGAL	4251	0	4251
26	A & N ISLANDS	9	0	9
27	CHANDIGARH	24	0	24
28	DADRA & NAGAR HA	4	0	4
29	DAMAN & DIU	199	0	199
30	DELHI	514	0	514
31	LAKSHADWEEP	5	0	5
32	PONDICHERRY	47	0	47
INDIA		38174	0	38174

* It is included in Daman & Diu

TABLE LIX

NUMBER OF RECOGNISED EDUCATIONAL INSTITUTIONS IN INDI

1972 - 73
HIGH/POST BASIC/HR. SECONDARY

STATE/UTS		BOYS	GIRLS	TOTAL
1	2	3	4	5
1	ANDHRA PRADESH	3059	0	3059
2	ARUNACHAL PRADES	18	0	18
3	ASSAM	1436	0	1436
4	BIHAR	2750	0	2750
5	GOA *	0	0	0
6	GUJARAT	2473	0	2473
7	HARYANA	1094	0	1094
8	HIMACHAL PRADESH	474	0	474
9	JAMMU & KASHMIR	643	0	643
10	KARNATAKA	1880	0	1880
11	KERALA	1405	0	1405
12	MADEHYA PRADESH	1828	0	1828
13	MAHARASHTRA	5872	0	5872
14	MANIPUR	160	0	160
15	MEGHALAYA	119	0	119
16	MIZORAM	91	0	91
17	NAGALAND	67	0	67
18	ORISSA	1769	0	1769
19	PUNJAB	1415	0	1415
20	RAJASTHAN	1255	0	1255
21	SIKKIM	0	0	0
22	TAMILNADU	2767	0	2767
23	TRIPURA	104	0	104
24	UTTAR PRADESH	3898	0	3898
25	WEST BENGAL	4347	0	4347
26	A & N ISLANDS	12	0	12
27	CHANDIGARH	28	0	28
28	DADRA & NAGAR HA	4	0	4
29	DAMAN & DIU	203	0	203
30	DELHI	537	0	537
31	LAKSHADWEEP	6	0	6
32	PONDICHERY	50	0	50
INDIA		39764	0	39764

* It is included in Daman & Diu

TABLE LLX

NUMBER OF RECOGNISED EDUCATIONAL INSTITUTIONS IN INDIA

1973 - 74
HIGH/POST BASIC/HR. SECONDARY

STATE/UT		BOYS	GIRLS	TOTAL
1	2	3	4	5
1	ANDHRA PRADESH	2806	329	3135
2	ARUNACHAL PRADESH	18	0	18
3	ASSAM	3463	426	3889
4	BIHAR	2568	209	2777
5	GOA *	0	0	0
6	GUJARAT	2288	237	2525
7	HARYANA	900	198	1098
8	HIMACHAL PRADESH	1367	67	1434
9	JAMMU & KASHMIR	548	143	691
10	KARNATAKA	1566	368	1934
11	KERALA	1225	196	1421
12	KHARUKH PRADESH	1602	330	1932
13	MADHARASHTRA	5438	446	5884
14	MANIPUR	186	21	207
15	MIZORALAYA	117	23	140
16	MIZORAM	97	2	99
17	NAGALAND	74	0	74
18	ORISSA	1654	204	1858
19	PUNJAB	1189	306	1495
20	RAJASTHAN	1095	224	1319
21	SIKKIM	0	0	0
22	TAMILNADU	2368	462	2830
23	TRIPURA	92	15	107
24	UTTAR PRADESH	3519	646	4165
25	WEST BENGAL	3528	1014	4542
26	A & N ISLANDS	14	1	15
27	CHANDIGARH	22	8	30
28	DADRA & NAGAR HA	4	0	4
29	DAMAN & DIU	191	18	209
30	DELHI	337	216	553
31	LAKSHADWEEP	7	0	7
32	PONDICHERY	43	17	60
INDIA		38326	6126	44452

* It is included in Daman & Diu

TABLE LXI

NUMBER OF RECOGNISED EDUCATIONAL INSTITUTIONS IN INDIA

1974 - 75
HIGH/POST BASIC/HR. SECONDARY

STATE/UTS		BOYS	GIRLS	TOTAL
1	2	3	4	5
1	ANDHRA PRADESH	3297	0	3297
2	ARUNACHAL PRADES	21	0	21
3	ASSAM	1565	0	1565
4	BIHAR	2818	0	2818
5	GOA *	0	0	0
6	GUJARAT	2561	0	2561
7	HARYANA	1101	0	1101
8	HIMACHAL PRADESH	540	0	540
9	JAMMU & KASHMIR	714	0	714
10	KARNATAKA	1983	0	1983
11	KERALA	1522	0	1522
12	MADHYA PRADESH	1995	0	1995
13	MAHARASHTRA	5847	0	5847
14	MANIPUR	212	0	212
15	MEGHALAYA	140	0	140
16	MIZORAM	99	0	99
17	NAGALAND	78	0	78
18	ORISSA	1867	0	1867
19	PUNJAB	1520	0	1520
20	RAJASTHAN	1324	0	1324
21	SIKKIM	0	0	0
22	TAMILNADU	2895	0	2895
23	TRIPURA	121	0	121
24	UTTAR PRADESH	4378	0	4378
25	WEST BENGAL	4594	0	4594
26	A & N ISLANDS	15	0	15
27	CHANDIGARH	30	0	30
28	DADRA & NAGAR HA	4	0	4
29	DAMAN & DIU	223	0	223
30	DELHI	573	0	573
31	LAKSHADWEEP	7	0	7
32	PONDICHERRY	62	0	62
INDIA		42106	0	42106

* It is included in Daman & Diu

TABLE LLXII

NUMBER OF RECOGNISED EDUCATIONAL INSTITUTIONS IN INDIA

1975 - 76
HIGH/POST BASIC/HR. SECONDARY

STATE/UTS		BOYS	GIRLS	TOTAL
1	2	3	4	5
1	ANDHRA PRADESH	3396	0	3396
2	ARUNACHAL PRADESH	22	0	22
3	ASSAM	1627	0	1627
4	BIHAR	2884	0	2884
5	GOA *	0	0	0
6	GUJARAT	2672	0	2672
7	HARYANA	1129	0	1129
8	HIMACHAL PRADESH	559	0	559
9	JAMMU & KASHMIR	727	0	727
10	KARNATAKA	2071	0	2071
11	KERALA	1531	0	1531
12	MADHYA PRADESH	2027	0	2027
13	MAHARASHTRA	5798	0	5798
14	MANIPUR	212	0	212
15	MEGHALAYA	145	0	145
16	MIZORAM	103	0	103
17	NAGALAND	85	0	85
18	ORISSA	1920	0	1920
19	PUNJAB	1571	0	1571
20	RAJASTHAN	1456	0	1456
21	SIKKIM	12	0	12
22	TAMILNADU	2973	0	2973
23	TRIPURA	125	0	125
24	UTTAR PRADESH	4473	0	4473
25	WEST BENGAL	4594	0	4594
26	A & N ISLANDS	15	0	15
27	CHANDIGARH	33	0	33
28	DADRA & NAGAR HA	4	0	4
29	DAMAN & DIU	225	0	225
30	DELHI	593	0	593
31	LAKSHADWEEP	8	0	8
32	PONDICHERRY	64	0	64
INDIA		43054	0	43054

* It is included in Daman & Diu

TABLE — LXXIII
NUMBER OF RECOGNISED EDUCATIONAL INSTITUTIONS IN INDI

1976 - 77
HIGH / POST BASIC

STATE/UTS		BOYS	GIRLS	TOTAL
1	2	3	4	5
1	ANDHRA PRADESH	3039	348	3387
2	ARUNACHAL PRADES	2	0	2
3	ASSAM	1391	201	1592
4	BIHAR	2729	243	2972
5	GOA *	0	0	0
6	GUJARAT	1945	170	2115
7	HARYANA	860	184	1044
8	HIMACHAL PRADESH	440	23	463
9	JAMMU & KASHMIR	525	140	665
10	KARNATAKA	1718	372	2090
11	KERALA	1447	225	1672
12	MADHYA PRADESH	0	0	0
13	MAHARASHTRA	4504	320	4824
14	MANIPUR	193	29	222
15	MEGHALAYA	127	21	148
16	MIZORAM	107	1	108
17	NAGALAND	90	0	90
18	ORISSA	1754	208	1962
19	PUNJAB	1168	251	1419
20	RAJASTHAN	806	159	965
21	SIKKIM	5	0	5
22	TAMILNADU	2474	489	2963
23	TRIPURA	110	15	125
24	UTTAR PRADESH	1829	286	2115
25	WEST BENGAL	2979	932	3911
26	A & N ISLANDS	2	0	2
27	CHANDIGARH	25	6	31
28	DADRA & NAGAR HA	4	0	4
29	DAMAN & DIU	210	17	227
30	DELHI	0	0	0
31	LAKSHADWEEP	7	0	7
32	PONDICHERRY	45	19	64
INDIA		30535	4659	35194

It excludes the number of Higher Secondary Schools.
These are given seperately in different tables.

* It is included in Daman & Diu

TABLE - LXXIV

NUMBER OF RECOGNISED EDUCATIONAL INSTITUTIONS IN INDIA

1977 - 78
HIGH / POST BASIC

STATE/UTS		BOYS	GIRLS	TOTAL
1	2	3	4	5
1	ANDHRA PRADESH	3033	347	3380
2	ARUNACHAL PRADES	25	0	25
3	ASSAM	1396	204	1600
4	BIHAR	2787	254	3041
5	GOA *	0	0	0
6	GUJARAT	1996	167	2163
7	HARYANA	863	184	1047
8	HIMACHAL PRADESH	482	23	505
9	JAMMU & KASHMIR	528	140	668
10	KARNATAKA	1749	361	2110
11	KERALA	1447	225	1672
12	MADHYA PRADESH	0	0	0
13	MAHARASHTRA	4691	395	5086
14	MANIPUR	193	29	222
15	MEGHALAYA	135	24	159
16	MIZORAM	110	1	111
17	NAGALAND	98	0	98
18	ORISSA	1818	203	2021
19	PUNJAB	1308	264	1572
20	RAJASTHAN	1104	222	1326
21	SIKKIM	10	0	10
22	TAMILNADU	2453	501	2954
23	TRIPURA	90	15	105
24	UTTAR PRADESH	11853	291	2144
25	WEST BENGAL	2961	960	3921
26	A & N ISLANDS	11	0	11
27	CHANDIGARH	28	6	34
28	DADRA & NAGAR HA	3	0	3
29	DAMAN & DIU	229	4	233
30	DELHI	0	0	0
31	LAKSHADWEEP	7	0	7
32	PONDICHERY	47	19	66
INDIA		31455	4839	36294

It excludes the number of Higher Secondary Schools.
These are given seperately in different tables.

* It is included in Daman & Diu

TABLE - LXXV

NUMBER OF RECOGNISED EDUCATIONAL INSTITUTIONS IN INDIA

1978 - 79
HIGH / POST BASIC

STATE/UTS		BOYS	GIRLS	TOTAL
1	2	3	4	5
1	ANDHRA PRADESH	3239	328	3567
2	ARUNACHAL PRADES	25	0	25
3	ASSAM	1461	221	1682
4	BIHAR	2853	261	3114
5	GOA *	0	0	0
6	GUJARAT	1975	163	2138
7	HARYANA	908	188	1096
8	HIMACHAL PRADESH	501	25	526
9	JAMMU & KASHMIR	535	138	673
10	KARNATAKA	1825	359	2184
11	KERALA	1471	225	1696
12	MADHYA PRADESH	0	0	0
13	MAHARASHTRA	4780	399	5179
14	MANIPUR	193	29	222
15	MEGHALAYA	143	20	163
16	MIZORAM	113	1	114
17	NAGALAND	99	0	99
18	ORISSA	1934	233	2167
19	PUNJAB	1509	245	1754
20	RAJASTHAN	1343	240	1583
21	SIKKIM	17	0	17
22	TAMILNADU	1827	327	2154
23	TRIPURA	82	10	92
24	UTTAR PRADESH	1873	309	2182
25	WEST BENGAL	2894	838	3732
26	A & N ISLANDS	10	0	10
27	CHANDIGARH	29	6	35
28	DADRA & NAGAR HA	3	0	3
29	DAMAN & DIU	226	11	237
30	DELHI	0	0	0
31	LAKSHADWEEP	7	0	7
32	PONDICHERRY	39	18	57
INDIA		31914	4594	36508

It excludes the number of Higher Secondary Schools.
These are given seperately in different tables.

* It is included in Daman & Diu

TABLE-LXXVI

NUMBER OF RECOGNISED EDUCATIONAL INSTITUTIONS IN INDIA

1979 - 80
HIGH / POST BASIC

STATE/UTS		BOYS	GIRLS	TOTAL
1	2	3	4	5
1	ANDHRA PRADESH	3306	347	3653
2	ARUNACHAL PRADES	29	1	30
3	ASSAM	1560	231	1791
4	BIHAR	2914	276	3190
5	GOA *	0	0	0
6	GUJARAT	1983	158	2141
7	HARYANA	1039	197	1236
8	HIMACHAL PRADESH	524	23	547
9	JAMMU & KASHMIR	537	146	683
10	KARNATAKA	1858	370	2228
11	KERALA	1576	225	1801
12	MADHYA PRADESH	0	0	0
13	MAHARASHTRA	4891	395	5286
14	MANIPUR	221	29	250
15	MEGHALAYA	153	20	173
16	MIZORAM	123	1	124
17	NAGALAND	111	0	111
18	ORISSA	2026	240	2266
19	PUNJAB	1508	270	1778
20	RAJASTHAN	1425	246	1671
21	SIKKIM	23	0	23
22	TAMILNADU	1778	310	2088
23	TRIPURA	112	8	120
24	UTTAR PRADESH	1928	297	2225
25	WEST BENGAL	2999	991	3990
26	A & N ISLANDS	10	0	10
27	CHANDIGARH	41	0	41
28	DADRA & NAGAR HA	2	0	2
29	DAMAN & DIU	228	11	239
30	DELHI	0	0	0
31	LAKSHADWEEP	8	0	8
32	PONDICHERRY	38	18	56
INDIA		32951	4810	37761

It excludes the number of Higher Secondary Schools.
These are given separately in different tables.

* It is included in Goa

TABLE - LXXVII

NUMBER OF RECOGNISED EDUCATIONAL INSTITUTIONS IN IND

1980 - 81
HIGH / POST BASIC

STATE/UTS		BOYS	GIRLS	TOTAL
1	2	3	4	5
1	ANDHRA PRADESH	3442	353	3795
2	ARUNACHAL PRADES	29	1	30
3	ASSAM	1597	241	1838
4	BIHAR	2945	283	3228
5	GOA	237	11	248
6	GUJARAT	2037	149	2186
7	HARYANA	1176	191	1367
8	HIMACHAL PRADESH	555	27	582
9	JAMMU & KASHMIR	561	150	711
10	KARNATAKA	1988	393	2381
11	KERALA	1751	225	1976
12	MADHYA PRADESH	0	0	0
13	MAHARASHTRA	4957	395	5352
14	MANIPUR	247	30	277
15	MEGHALAYA	184	20	204
16	MIZORAM	131	1	132
17	NAGALAND	111	0	111
18	ORISSA	2205	238	2443
19	PUNJAB	1637	275	1912
20	RAJASTHAN	1700	276	1976
21	SIKKIM	28	1	29
22	TAMILNADU	1794	275	2069
23	TRIPURA	128	8	136
24	UTTAR PRADESH	1918	301	2219
25	WEST BENGAL	3016	995	4011
26	A & N ISLANDS	11	0	11
27	CHANDIGARH	39	2	41
28	DADRA & NAGAR HA	2	0	2
29	DAMAN & DIU *	0	0	0
30	DELHI	0	0	0
31	LAKSHADWEEP	8	0	8
32	PONDICHERY	43	17	60
INDIA		34477	4858	39335

It excludes the number of Higher Secondary Schools.
These are given separately in different tables.

* It is included in Goa

TABLE - LXXVIII

NUMBER OF RECOGNISED EDUCATIONAL INSTITUTIONS IN INDIA

1981 - 82
HIGH / POST BASIC

STATE/UTS		BOYS	GIRLS	TOTAL
1	2	3	4	5
1	ANDHRA PRADESH	3510	356	3866
2	ARUNACHAL PRADES	34	1	35
3	ASSAM	1805	259	2064
4	BIHAR	3051	327	3378
5	GOA	242	11	253
6	GUJARAT	2095	146	2241
7	HARYANA	1239	235	1474
8	HIMACHAL PRADESH	580	27	607
9	JAMMU & KASHMIR	587	160	747
10	KARNATAKA	2046	402	2448
11	KERALA	1855	225	2080
12	MADHYA PRADESH	0	0	0
13	MAHARASHTRA	5030	399	5429
14	MANIPUR	248	31	279
15	MEGHALAYA	193	20	213
16	MIZORAM	136	2	138
17	NAGALAND	102	0	102
18	ORISSA	2366	253	2619
19	PUNJAB	1861	299	2160
20	RAJASTHAN	1740	279	2019
21	SIKKIM	30	1	31
22	TAMILNADU	1899	269	2168
23	TRIPURA	136	8	144
24	UTTAR PRADESH	1945	303	2248
25	WEST BENGAL	3090	997	4087
26	A & N ISLANDS	11	0	11
27	CHANDIGARH	34	4	38
28	DADRA & NAGAR HA	4	0	4
29	DAMAN & DIU *	0	0	0
30	DELHI	0	0	0
31	LAKSHADWEEP	8	0	8
32	PONDICHERY	45	16	61
INDIA		35922	5030	40952

It excludes the number of Higher Secondary Schools.
These are given seperately in different tables.

* It is included in Goa

TABLE — LXXIX

NUMBER OF RECOGNISED EDUCATIONAL INSTITUTIONS IN INDIA

1982 - 83
HIGH / POST BASIC

STATE/UTS		BOYS	GIRLS	TOTAL
1	2	3	4	5
1	ANDHRA PRADESH	3674	362	4036
2	ARUNACHAL PRADESH	37	1	38
3	ASSAM	1872	266	2138
4	BIHAR	3196	374	3570
5	GOA	255	11	266
6	GUJARAT	2266	145	2411
7	HARYANA	1333	256	1589
8	HIMACHAL PRADESH	616	30	646
9	JAMMU & KASHMIR	600	170	770
10	KARNATAKA	2214	426	2640
11	KERALA	2011	225	2236
12	MADHYA PRADESH	0	0	0
13	MAHARASHTRA	5238	395	5633
14	MANIPUR	259	32	291
15	MEGHALAYA	216	20	236
16	MIZORAM	137	2	139
17	NAGALAND	107	0	107
18	ORISSA	2628	274	2902
19	PUNJAB	1884	303	2187
20	RAJASTHAN	1707	268	1975
21	SIKKIM	33	1	34
22	TAMILNADU	1974	286	2260
23	TRIPURA	148	8	156
24	UTTAR PRADESH	1990	317	2307
25	WEST BENGAL	3158	993	4151
26	A & N ISLANDS	12	0	12
27	CHANDIGARH	42	4	46
28	DADRA & NAGAR HA	5	0	5
29	DAMAN & DIU *	0	0	0
30	DELHI	0	0	0
31	LAKSHADWEEP	8	0	8
32	PONDICHERRY	43	17	60
INDIA		37663	5186	42849

It excludes the number of Higher Secondary Schools.

These are given separately in different tables.

* It is included in Goa

TABLE - LXX
NUMBER OF RECOGNISED EDUCATIONAL INSTITUTIONS IN INDIA

1983 - 84
HIGH / POST BASIC

STATE/UTS		BOYS	GIRLS	TOTAL
1	2	3	4	5
1	ANDHRA PRADESH	3820	363	4183
2	ARUNACHAL PRADES	40	1	41
3	ASSAM	1998	278	2276
4	BIHAR	3226	381	3607
5	GOA	264	11	275
6	GUJARAT	2466	160	2626
7	HARYANA	1356	258	1614
8	HIMACHAL PRADESH	655	30	685
9	JAMMU & KASHMIR	602	171	773
10	KARNATAKA	2325	454	2779
11	KERALA	2106	225	2331
12	MADHYA PRADESH	0	0	0
13	MAHARASHTRA	5670	393	6063
14	MANIPUR	280	39	319
15	MEGHALAYA	226	20	246
16	MIZORAM	141	2	143
17	NAGALAND	107	1	108
18	ORISSA	2928	292	3220
19	PUNJAB	1935	304	2239
20	RAJASTHAN	1537	252	1789
21	SIKKIM	33	1	34
22	TAMILNADU	2051	300	2351
23	TRIPURA	172	8	180
24	UTTAR PRADESH	2004	312	2316
25	WEST BENGAL	3271	1010	4281
26	A & N ISLANDS	15	0	15
27	CHANDIGARH	40	4	44
28	DADRA & NAGAR HA	5	0	5
29	DAMAN & DIU *	0	0	0
30	DELHI	0	0	0
31	LAKSHADWEEP	9	0	9
32	PONDICHERRY	53	11	64
INDIA		39335	5281	44616

It excludes the number of Higher Secondary Schools.
These are given separately in different tables.

* It is included in Daman & Diu

TABLE - LXXI

NUMBER OF RECOGNISED EDUCATIONAL INSTITUTIONS IN INDIA

1984 - 85
HIGH / POST BASIC

STATE/UTS		BOYS	GIRLS	TOTAL
1	2	3	4	5
1	ANDHRA PRADESH	4007	376	4383
2	ARUNACHAL PRADESH	41	1	42
3	ASSAM	2013	312	2325
4	BIHAR	3213	374	3587
5	GOA *	0	0	0
6	GUJARAT	2673	177	2850
7	HARYANA	1407	281	1688
8	HIMACHAL PRADESH	669	30	699
9	JAMMU & KASHMIR	607	171	778
10	KARNATAKA	2648	530	3178
11	KERALA	2172	225	2397
12	MADHYA PRADESH	0	0	0
13	MAHARASHTRA	6190	417	6607
14	MANIPUR	292	42	334
15	MEGHALAYA	244	20	264
16	MIZORAM	139	1	140
17	NAGALAND	108	1	109
18	ORISSA	3217	346	3563
19	PUNJAB	1958	307	2265
20	RAJASTHAN	1560	258	1818
21	SIKKIM	36	1	37
22	TAMILNADU	2170	306	2476
23	TRIPURA	188	9	197
24	UTTAR PRADESH	2047	330	2377
25	WEST BENGAL	3317	1017	4334
26	A & N ISLANDS	20	0	20
27	CHANDIGARH	44	4	48
28	DADRA & NAGAR HA	4	0	4
29	DAMAN & DIU	277	11	288
30	DELHI	0	0	0
31	LAKSHADWEEP	9	0	9
32	PONDICHERRY	47	16	63
INDIA		41317	5563	46880

It excludes the number of Higher Secondary Schools.
These are given separately in different tables.

* It is included in Daman & Diu

TABLE LLXXII

NUMBER OF RECOGNISED EDUCATIONAL INSTITUTIONS IN INDIA

1985 - 86
HIGH / POST BASIC

STATE/UTS		BOYS	GIRLS	TOTAL
1	2	3	4	5
1	ANDHRA PRADESH	4290	386	4676
2	ARUNACHAL PRADES	43	1	44
3	ASSAM	1898	320	2218
4	BIHAR	3129	387	3516
5	GOA *	0	0	0
6	GUJARAT	2882	178	3060
7	HARYANA	1502	280	1782
8	HIMACHAL PRADESH	764	31	795
9	JAMMU & KASHMIR	643	182	825
10	KARNATAKA	3170	635	3805
11	KERALA	2187	235	2422
12	MADHYA PRADESH	0	0	0
13	MAHARASHTRA	6511	442	6953
14	MANIPUR	304	44	348
15	MEGHALAYA	248	20	268
16	MIZORAM	142	1	143
17	NAGALAND	110	0	110
18	ORISSA	3411	380	3791
19	PUNJAB	1976	307	2283
20	RAJASTHAN	1831	275	2106
21	SIKKIM	53	1	54
22	TAMILNADU	2256	313	2569
23	TRIPURA	225	14	239
24	UTTAR PRADESH	2049	312	2361
25	WEST BENGAL	3375	1023	4398
26	A & N ISLANDS	20	0	20
27	CHANDIGARH	42	6	48
28	DADRA & NAGAR HA	4	0	4
29	DAMAN & DIU	280	11	291
30	DELHI	0	0	0
31	LAKSHADWEEP	9	0	9
32	PONDICHERRY	48	16	64
INDIA		43402	5800	49202

It excludes the number of Higher Secondary Schools.
These are given seperately in different tables.

* It is included in Daman & Diu

TABLE LXXIII

NUMBER OF RECOGNISED EDUCATIONAL INSTITUTIONS IN INDIA

1986 - 87
HIGH / POST BASIC

STATE/UTS		BOYS	GIRLS	TOTAL
1	2	3	4	5
1	ANDHRA PRADESH	4625	409	5034
2	ARUNACHAL PRADES	49	1	50
3	ASSAM	1903	327	2230
4	BIHAR	3141	415	3556
5	GOA *	0	0	0
6	GUJARAT	3117	207	3324
7	HARYANA	1604	295	1899
8	HIMACHAL PRADESH	760	41	801
9	JAMMU & KASHMIR	674	172	846
10	KARNATAKA	3295	664	3959
11	KERALA	2194	236	2430
12	MADHYA PRADESH	0	0	0
13	MAHARASHTRA	6609	466	7075
14	MANIPUR	323	40	363
15	MEGHALAYA	268	20	288
16	MIZORAM	152	2	154
17	NAGALAND	111	0	111
18	ORISSA	3583	422	4005
19	PUNJAB	1962	310	2272
20	RAJASTHAN	1839	327	2166
21	SIKKIM	53	1	54
22	TAMILNADU	2377	311	2688
23	TRIPURA	265	15	280
24	UTTAR PRADESH	2160	325	2485
25	WEST BENGAL	3500	983	4483
26	A & N ISLANDS	23	0	23
27	CHANDIGARH	45	6	51
28	DADRA & NAGAR HA	4	0	4
29	DAMAN & DIU	302	11	313
30	DELHI	191	68	259
31	LAKSHADWEEP	9	0	9
32	PONDICHERY	50	16	66
INDIA		45188	6090	51278

It excludes the number of Higher Secondary Schools.
These are given seperately in different tables.

* It is included in Daman & Diu

TABLE LLXXIV -

NUMBER OF RECOGNISED EDUCATIONAL INSTITUTIONS IN INDIA

1987 - 88
HIGH / POST BASIC

STATE/UTS		BOYS	GIRLS	TOTAL
1	2	3	4	5
1	ANDHRA PRADESH	4775	411	5186
2	ARUNACHAL PRADES	55	0	55
3	ASSAM	2106	362	2468
4	BIHAR	3149	525	3674
5	GOA	294	11	305
6	GUJARAT	3262	196	3458
7	HARYANA	1590	307	1897
8	HIMACHAL PRADESH	767	41	808
9	JAMMU & KASHMIR	690	180	870
10	KARNATAKA	3295	664	3959
11	KERALA	2195	236	2431
12	MADHYA PRADESH	1287	173	1460
13	MAHARASHTRA	6868	534	7402
14	MANIPUR	315	40	355
15	MEGHALAYA	295	20	315
16	MIZORAM	160	2	162
17	NAGALAND	115	0	115
18	ORISSA	3665	434	4099
19	PUNJAB	2094	312	2406
20	RAJASTHAN	1842	329	2171
21	SIKKIM	53	1	54
22	TAMILNADU	2504	315	2819
23	TRIPURA	241	14	255
24	UTTAR PRADESH	2196	334	2530
25	WEST BENGAL	3522	987	4509
26	A & N ISLANDS	27	0	27
27	CHANDIGARH	48	6	54
28	DADRA & NAGAR HA	5	0	5
29	DAMAN & DIU	14	1	15
30	DELHI	215	66	281
31	LAKSHADWEEP	9	0	9
32	PONDICHERRY	49	16	65
INDIA		47702	6517	54219

It excludes the number of Higher Secondary Schools.
These are given seperately in different tables.

TABLE LLxxv

NUMBER OF RECOGNISED EDUCATIONAL INSTITUTIONS IN INDIA

1988 - 89
HIGH / POST BASIC

STATE/UTS		BOYS	GIRLS	TOTAL
1	2	3	4	5
1	ANDHRA PRADESH	4918	411	5329
2	ARUNACHAL PRADES	61	0	61
3	ASSAM	2106	362	2468
4	BIHAR	3149	525	3674
5	GOA	306	11	317
6	GUJARAT	3326	191	3517
7	HARYANA	1609	308	1917
8	HIMACHAL PRADESH	826	42	868
9	JAMMU & KASHMIR	785	181	966
10	KARNATAKA	3514	418	3932
11	KERALA	2196	236	2432
12	MADHYA PRADESH	1372	154	1526
13	MAHARASHTRA	7055	585	7640
14	MANIPUR	317	40	357
15	MEGHALAYA	348	20	368
16	MIZORAM	183	2	185
17	NAGALAND	120	0	120
18	ORISSA	3801	438	4239
19	PUNJAB	2049	304	2353
20	RAJASTHAN	1850	338	2188
21	SIKKIM	53	1	54
22	TAMILNADU	2615	307	2922
23	TRIPURA	239	14	253
24	UTTAR PRADESH	2196	334	2530
25	WEST BENGAL	3522	987	4509
26	A & N ISLANDS	29	0	29
27	CHANDIGARH	51	6	57
28	DADRA & NAGAR HA	5	0	5
29	DAMAN & DIU	15	1	16
30	DELHI	218	64	282
31	LAKSHADWEEP	9	0	9
32	PONDICHERRY	55	17	72
INDIA		48898	6297	55195

It excludes the number of Higher Secondary Schools.
These are given seperately in different tables.

TABLE LLXXVI

NUMBER OF RECOGNISED EDUCATIONAL INSTITUTIONS IN INDIA

1989 - 90
HIGH / POST BASIC

STATE/UTS		BOYS	GIRLS	TOTAL
1	2	3	4	5
1	ANDHRA PRADESH	4918	411	5329
2	ARUNACHAL PRADES	62	1	63
3	ASSAM	2106	362	2468
4	BIHAR	3179	626	3805
5	GOA	312	10	322
6	GUJARAT	3383	195	3578
7	HARYANA	1693	326	2019
8	HIMACHAL PRADESH	828	32	860
9	JAMMU & KASHMIR	798	183	981
10	KARNATAKA	3550	418	3968
11	KERALA	2194	236	2430
12	MADHYA PRADESH	1372	154	1526
13	MAHARASHTRA	7242	610	7852
14	MANIPUR	332	40	372
15	MEGHALAYA	364	20	384
16	MIZORAM	190	2	192
17	NAGALAND	132	1	133
18	ORISSA	3801	438	4239
19	PUNJAB	1958	289	2247
20	RAJASTHAN	2459	409	2868
21	SIKKIM	52	1	53
22	TAMILNADU	2705	329	3034
23	TRIPURA	262	18	280
24	UTTAR PRADESH	2249	344	2593
25	WEST BENGAL	3522	987	4509
26	A & N ISLANDS	28	0	28
27	CHANDIGARH	55	4	59
28	DADRA & NAGAR HA	8	0	8
29	DAMAN & DIU	16	1	17
30	DELHI	226	68	294
31	LAKSHADWEEP	9	0	9
32	PONDICHERRY	59	17	76
INDIA		50064	6532	56596

It excludes the number of Higher Secondary Schools.
These are given separately in different tables.

TABLE No LLXXVII
NUMBER OF RECOGNISED EDUCATIONAL INSTITUTIONS IN INDIA

1990 - 91
HIGH / POST BASIC

STATE/UTS		BOYS	GIRLS	TOTAL
1	2	3	4	5
1	ANDHRA PRADESH	5384	450	5834
2	ARUNACHAL PRADESH	67	1	68
3	ASSAM	2685	380	3065
4	BIHAR	3186	631	3817
5	GOA	320	10	330
6	GUJARAT	3441	198	3639
7	HARYANA	1724	298	2022
8	HIMACHAL PRADESH	923	32	955
9	JAMMU & KASHMIR	808	185	993
10	KARNATAKA	3774	418	4192
11	KERALA	2248	238	2486
12	MADHYA PRADESH	1767	259	2026
13	MAHARASHTRA	7519	681	8200
14	MANIPUR	347	53	400
15	MEGHALAYA	379	20	399
16	MIZORAM	200	2	202
17	NAGALAND	148	1	149
18	ORISSA	4225	470	4695
19	PUNJAB	1950	289	2239
20	RAJASTHAN	2636	427	3063
21	SIKKIM	56	1	57
22	TAMILNADU	2804	335	3139
23	TRIPURA	291	18	309
24	UTTAR PRADESH	2276	346	2622
25	WEST BENGAL	4044	1141	5185
26	A & N ISLANDS	29	0	29
27	CHANDIGARH	50	2	52
28	DADRA & NAGAR HA	8	0	8
29	DAMAN & DIU	17	0	17
30	DELHI	248	68	316
31	LAKSHADWEEP	9	0	9
32	PONDICHERRY	60	17	77
INDIA		53623	6971	60594

It excludes the number of Higher Secondary Schools.
These are given separately in different tables.

TABLE LXXVIII
NUMBER OF RECOGNISED EDUCATIONAL INSTITUTIONS IN INDIA

1991 - 92
HIGH / POST BASIC

STATE/UTS		BOYS	GIRLS	TOTAL
1	2	3	4	5
1	ANDHRA PRADESH	5655	472	6127
2	ARUNACHAL PRADES	80	1	81
3	ASSAM	2696	389	3085
4	BIHAR	3188	637	3825
5	GOA	324	10	334
6	GUJARAT	3529	194	3723
7	HARYANA	1801	285	2086
8	HIMACHAL PRADESH	946	36	982
9	JAMMU & KASHMIR	836	203	1039
10	KARNATAKA	3983	418	4401
11	KERALA	2262	238	2500
12	MADHYA PRADESH	1938	204	2142
13	MAHARASHTRA	7897	756	8653
14	MANIPUR	401	52	453
15	MEGHALAYA	391	20	411
16	MIZORAM	225	2	227
17	NAGALAND	178	1	179
18	ORISSA	4225	470	4695
19	PUNJAB	1881	282	2163
20	RAJASTHAN	2729	448	3177
21	SIKKIM	55	2	57
22	TAMILNADU	2828	335	3163
23	TRIPURA	291	18	309
24	UTTAR PRADESH	2299	348	2647
25	WEST BENGAL	4220	1191	5411
26	A & N ISLANDS	27	0	27
27	CHANDIGARH	50	2	52
28	DADRA & NAGAR HA	7	0	7
29	DAMAN & DIU	17	0	17
30	DELHI	244	61	305
31	LAKSHADWEEP	9	0	9
32	PONDICHERRY	61	15	76
INDIA		55273	7090	62363

It excludes the number of Higher Secondary Schools.
These are given separately in different tables.

TABLE - LLXXIX

NUMBER OF RECOGNISED EDUCATIONAL INSTITUTIONS IN INDIA

1992 - 93
HIGH / POST BASIC

STATE/UTS		BOYS	GIRLS	TOTAL
1	2	3	4	5
1	ANDHRA PRADESH	6209	538	6747
2	ARUNACHAL PRADES	83	1	84
3	ASSAM	2703	477	3180
4	BIHAR	3189	648	3837
5	GOA	328	10	338
6	GUJARAT	3536	184	3720
7	HARYANA	1826	279	2105
8	HIMACHAL PRADESH	967	35	1002
9	JAMMU & KASHMIR	836	203	1039
10	KARNATAKA	4091	430	4521
11	KERALA	2262	238	2500
12	MADHYA PRADESH	2135	208	2343
13	MAHARASHTRA	8313	834	9147
14	MANIPUR	411	49	460
15	MEGHALAYA	392	20	412
16	MIZORAM	271	2	273
17	NAGALAND	188	1	189
18	ORISSA	4199	541	4740
19	PUNJAB	1837	267	2104
20	RAJASTHAN	2811	448	3259
21	SIKKIM	60	3	63
22	TAMILNADU	2867	336	3203
23	TRIPURA	314	18	332
24	UTTAR PRADESH	2308	350	2658
25	WEST BENGAL	3659	1032	4691
26	A & N ISLANDS	29	0	29
27	CHANDIGARH	49	2	51
28	DADRA & NAGAR HA	6	0	6
29	DAMAN & DIU	17	0	17
30	DELHI	244	66	310
31	LAKSHADWEEP	9	0	9
32	PONDICHERY	66	15	81
INDIA		56215	7235	63450

TABLE L Lxxx

NUMBER OF RECOGNISED EDUCATIONAL INSTITUTIONS IN INDIA

1950 - 51
HIGH SEC/SR. SECONDARY

STATE/UTS		BOYS	GIRLS	TOTAL
1	2	3	4	5
1	ANDHRA PRADESH	0	0	0
2	ASSAM	0	0	0
3	BIHAR	0	0	0
4	BOMBAY	0	0	0
5	MADHYA PRADESH	0	0	0
6	MADRAS	0	0	0
7	ORISSA	0	0	0
8	PUNJAB	0	0	0
9	UTTAR PRADESH	0	0	0
10	WEST BENGAL	0	0	0
11	HYDERABAD	0	0	0
12	MADHYA BHARAT	0	0	0
13	MYSORE	0	0	0
14	PEPSU	0	0	0
15	RAJASTHAN	0	0	0
16	SAURASHTRA	0	0	0
17	TRAVANCORE-COCHI	0	0	0
18	AJMER	0	0	0
19	A & N ISLANDS	0	0	0
20	BHOPAL	0	0	0
21	BILASPUR	0	0	0
22	COORG	0	0	0
23	DELHI	0	0	0
24	HIMACHAL PRADESH	0	0	0
25	KUTCH	0	0	0
26	MANIPUR	0	0	0
27	TRIPURA	0	0	0
28	VINDYA PRADESH	0	0	0
29	JAMMU & KASHMIR	0	0	0
30	N. E. F. A	0	0	0
31	KERALA	0	0	0
32	L. M AND A ISLAND	0	0	0
33	PONDICHERRY	0	0	0
INDIA		0	0	0

THERE WERE NO HR. SEC. SCHOOLS FOR THIS PERIOD. STATEWISE
BREAKUP OF 128 INTERMEDIATE COLLEGES ARE NOT AVAILABLE

TABLE LLXXXI

NUMBER OF RECOGNISED EDUCATIONAL INSTITUTIONS IN INDIA

1951 - 52
HIGH^X SEC/SR. SECONDARY

STATE/UTS		BOYS	GIRLS	TOTAL
1	2	3	4	5
1	ANDHRA PRADESH	0	0	0
2	ASSAM	0	0	0
3	BIHAR	0	0	0
4	BOMBAY	0	0	0
5	MADHYA PRADESH	0	0	0
6	MADRAS	0	0	0
7	ORISSA	0	0	0
8	PUNJAB	0	0	0
9	UTTAR PRADESH	0	0	0
10	WEST BENGAL	0	0	0
11	HYDERABAD	0	0	0
12	MADHYA BHARAT	0	0	0
13	MYSORE	0	0	0
14	PEPSU	0	0	0
15	RAJASTHAN	0	0	0
16	SAURASHTRA	0	0	0
17	TRAVANCORE-COCHI	0	0	0
18	AJMER	0	0	0
19	A & N ISLANDS	0	0	0
20	BHOPAL	0	0	0
21	BILASPUR	0	0	0
22	COORG	0	0	0
23	DELHI	0	0	0
24	HIMACHAL PRADESH	0	0	0
25	KUTCH	0	0	0
26	MANIPUR	0	0	0
27	TRIPURA	0	0	0
28	VINDYA PRADESH	0	0	0
29	JAMMU & KASHMIR	0	0	0
30	N.E.F.A	0	0	0
31	KERALA	0	0	0
32	L.M AND A ISLAND	0	0	0
33	PONDICHERRY	0	0	0
INDIA		0	0	0

THERE WERE NO HR. SEC. SCHOOLS FOR THIS PERIOD. STATEWISE
BREAKUP OF 149 INTERMEDIATE COLLEGES ARE NOT AVAILABLE

TABLE LLXXII

NUMBER OF RECOGNISED EDUCATIONAL INSTITUTIONS IN INDIA

1952 - 53
HIGH^eSEC/SR. SECONDARY

STATE/UTS		BOYS	GIRLS	TOTAL
1	2	3	4	5
1	ANDHRA PRADESH	0	0	0
2	ASSAM	0	0	0
3	BIHAR	0	0	0
4	BOMBAY	0	0	0
5	MADHYA PRADESH	0	0	0
6	MADRAS	0	0	0
7	ORISSA	0	0	0
8	PUNJAB	0	0	0
9	UTTAR PRADESH	0	0	0
10	WEST BENGAL	0	0	0
11	HYDERABAD	0	0	0
12	MADHYA BHARAT	0	0	0
13	MYSORE	0	0	0
14	PEPSU	0	0	0
15	RAJASTHAN	0	0	0
16	SAURASHTRA	0	0	0
17	TRAVANCORE-COCHI	0	0	0
18	AJMER	0	0	0
19	A & N ISLANDS	0	0	0
20	BHOPAL	0	0	0
21	BILASPUR	0	0	0
22	COORG	0	0	0
23	DÉLHI	0	0	0
24	HIMACHAL PRADESH	0	0	0
25	KUTCH	0	0	0
26	MANIPUR	0	0	0
27	TRIPURA	0	0	0
28	VINDYA PRADESH	0	0	0
29	JAMMU & KASHMIR	0	0	0
30	N.E.F.A	0	0	0
31	KERALA	0	0	0
32	L.M AND A ISLAND	0	0	0
33	PONDICHERRY	0	0	0
INDIA		0	0	0

THERE WERE NO HR. SEC. SCHOOLS FOR THIS PERIOD. STATEWISE
BREAKUP OF 158 INTERMEDIATE COLLEGES ARE NOT AVAILABLE

TABLE LXXXIII

NUMBER OF RECOGNISED EDUCATIONAL INSTITUTIONS IN INDIA

1953 - 54
HIGH^{er} SEC/SR. SECONDARY

STATE/UTS		BOYS	GIRLS	TOTAL
1	2	3	4	5
1	ANDHRA PRADESH	0	0	0
2	ASSAM	0	0	0
3	BIHAR	0	0	0
4	BOMBAY	0	0	0
5	MADHYA PRADESH	0	0	0
6	MADRAS	0	0	0
7	ORISSA	0	0	0
8	PUNJAB	0	0	0
9	UTTAR PRADESH	0	0	0
10	WEST BENGAL	0	0	0
11	HYDERABAD	0	0	0
12	MADHYA BHARAT	0	0	0
13	MYSORE	0	0	0
14	PEPSU	0	0	0
15	RAJASTHAN	0	0	0
16	SAURASHTRA	0	0	0
17	TRAVANCORE-COCHI	0	0	0
18	AJMER	0	0	0
19	A & N ISLANDS	0	0	0
20	BHOPAL	0	0	0
21	BILASPUR	0	0	0
22	COORG	0	0	0
23	DELHI	0	0	0
24	HIMACHAL PRADESH	0	0	0
25	KUTCH	0	0	0
26	MANIPUR	0	0	0
27	TRIPURA	0	0	0
19	A & N ISLANDS	0	0	0
20	BHOPAL	0	0	0
17	TRAVANCORE-COCHI	0	0	0
14	PEPSU	0	0	0
15	RAJASTHAN	0	0	0
	INDIA	0	0	0

THERE WERE NO HR. SEC. SCHOOLS FOR THIS PERIOD. STATEWISE
BREAKUP OF 160 INTERMEDIATE COLLEGES ARE NOT AVAILABLE

TABLE LLXXIV

NUMBER OF RECOGNISED EDUCATIONAL INSTITUTIONS IN INDIA

1954 - 55
HIGH^{er} SEC/SR. SECONDARY

STATE/UTS		BOYS	GIRLS	TOTAL
1	2	3	4	5
1	ANDHRA PRADESH	0	0	0
2	ASSAM	0	0	0
3	BIHAR	0	0	0
4	BOMBAY	0	0	0
5	MADHYA PRADESH	0	0	0
6	MADRAS	0	0	0
7	ORISSA	0	0	0
8	PUNJAB	0	0	0
9	UTTAR PRADESH	0	0	0
10	WEST BENGAL	0	0	0
11	HYDERABAD	0	0	0
12	MADHYA BHARAT	0	0	0
13	MYSORE	0	0	0
14	PEPSU	0	0	0
15	RAJASTHAN	0	0	0
16	SAURASHTRA	0	0	0
17	TRAVANCORE-COCHI	0	0	0
18	AJMER	0	0	0
19	A & N ISLANDS	0	0	0
20	BHOPAL	0	0	0
21	BILASPUR	0	0	0
22	COORG	0	0	0
23	DELHI	0	0	0
24	HIMACHAL PRADESH	0	0	0
25	KUTCH	0	0	0
26	MANIPUR	0	0	0
27	TRIPURA	0	0	0
28	VINDYA PRADESH	0	0	0
29	JAMMU & KASHMIR	0	0	0
30	N.E.F.A	0	0	0
31	KERALA	0	0	0
32	L.M AND A ISLAND	0	0	0
33	PONDICHERRY	0	0	0
INDIA		0	0	0

THERE WERE NO HR. SEC. SCHOOLS FOR THIS PERIOD. STATEWISE BREAKUP OF 178 INTERMEDIATE COLLEGES ARE NOT AVAILABLE

TABLE LLXXXV

NUMBER OF RECOGNISED EDUCATIONAL INSTITUTIONS IN INDIA

1955 - 56
HIGH SEC/SR. SECONDARY

STATE/UTS		BOYS	GIRLS	TOTAL
1	2	3	4	5
1	ANDHRA PRADESH	0	0	0
2	ASSAM	0	0	0
3	BIHAR	0	0	0
4	BOMBAY	0	0	0
5	MADHYA PRADESH	0	0	0
6	MADRAS	0	0	0
7	ORISSA	0	0	0
8	PUNJAB	0	0	0
9	UTTAR PRADESH	0	0	0
10	WEST BENGAL	0	0	0
11	HYDERABAD	0	0	0
12	MADHYA BHARAT	0	0	0
13	MYSORE	0	0	0
14	PEPSU	0	0	0
15	RAJASTHAN	0	0	0
16	SAURASHTRA	0	0	0
17	TRAVANCORE-COCHI	0	0	0
18	AJMER	0	0	0
19	A & N ISLANDS	0	0	0
20	BHOPAL	0	0	0
21	BILASPUR	0	0	0
22	COORG	0	0	0
23	DELHI	0	0	0
24	HIMACHAL PRADESH	0	0	0
25	KUTCH	0	0	0
26	MANIPUR	0	0	0
27	TRIPURA	0	0	0
28	VINDYA PRADESH	0	0	0
29	JAMMU & KASHMIR	0	0	0
30	N.E.F.A	0	0	0
31	KERALA	0	0	0
32	L.M AND A ISLAND	0	0	0
33	PONDICHERRY	0	0	0
INDIA		0	0	0

THERE WERE NO HR. SEC. SCHOOLS FOR THIS PERIOD. STATEWISE
BREAKUP OF 198 INTERMEDIATE COLLEGES ARE NOT AVAILABLE

TABLE LLxxxvi
NUMBER OF RECOGNISED EDUCATIONAL INSTITUTIONS IN INDIA

1956 - 57
HIGH^{er} SEC/SR. SECONDARY

STATE/UTS		BOYS	GIRLS	TOTAL
1	2	3	4	5
1	ANDHRA PRADESH	0	0	0
2	ASSAM	0	0	0
3	BIHAR	0	0	0
4	BOMBAY	0	0	0
5	MADHYA PRADESH	0	0	0
6	MADRAS	0	0	0
7	ORISSA	0	0	0
8	PUNJAB	0	0	0
9	UTTAR PRADESH	0	0	0
10	WEST BENGAL	0	0	0
11	HYDERABAD	0	0	0
12	MADHYA BHARAT	0	0	0
13	MYSORE	0	0	0
14	PEPSU	0	0	0
15	RAJASTHAN	0	0	0
16	SAURASHTRA	0	0	0
17	TRAVANCORE-COCHI	0	0	0
18	AJMER	0	0	0
19	A & N ISLANDS	0	0	0
20	BHOPAL	0	0	0
21	BILASPUR	0	0	0
22	COORG	0	0	0
23	DELHI	0	0	0
24	HIMACHAL PRADESH	0	0	0
25	KUTCH	0	0	0
26	MANIPUR	0	0	0
27	TRIPURA	0	0	0
28	VINDYA PRADESH	0	0	0
29	JAMMU & KASHMIR	0	0	0
30	N.E.F.A	0	0	0
31	KERALA	0	0	0
32	L.M AND A ISLAND	0	0	0
33	PONDICHERRY	0	0	0
INDIA		0	0	0

THERE WERE NO HR. SEC. SCHOOLS FOR THIS PERIOD. STATEWISE
BREAKUP OF 192 INTERMEDIATE COLLEGES ARE NOT AVAILABLE

TABLE LLXXXVII

NUMBER OF RECOGNISED EDUCATIONAL INSTITUTIONS IN INDIA

1957 - 58
HIGH^{er} SEC/SR. SECONDARY

STATE/UTS		BOYS	GIRLS	TOTAL
1	2	3	4	5
1	ANDHRA PRADESH	0	0	0
2	ASSAM	0	0	0
3	BIHAR	0	0	0
4	BOMBAY	0	0	0
5	MADHYA PRADESH	0	0	0
6	MADRAS	0	0	0
7	ORISSA	0	0	0
8	PUNJAB	0	0	0
9	UTTAR PRADESH	0	0	0
10	WEST BENGAL	0	0	0
11	HYDERABAD	0	0	0
12	MADHYA BHARAT	0	0	0
13	MYSORE	0	0	0
14	PEPSU	0	0	0
15	RAJASTHAN	0	0	0
16	SAURASHTRA	0	0	0
17	TRAVANCORE-COCHI	0	0	0
18	AJMER	0	0	0
19	A & N ISLANDS	0	0	0
20	BHOPAL	0	0	0
21	BILASPUR	0	0	0
22	COORG	0	0	0
23	DELHI	0	0	0
24	HIMACHAL PRADESH	0	0	0
25	KUTCH	0	0	0
26	MANIPUR	0	0	0
27	TRIPURA	0	0	0
28	VINDYA PRADESH	0	0	0
29	JAMMU & KASHMIR	0	0	0
30	N.E.F.A	0	0	0
31	KERALA	0	0	0
32	L.M AND A ISLAND	0	0	0
33	PONDICHERRY	0	0	0
INDIA		0	0	0

THERE WERE NO HR. SEC. SCHOOLS FOR THIS PERIOD. STATEWISE
BREAKUP OF 143 INTERMEDIATE COLLEGES ARE NOT AVAILABLE

TABLE LLXXXVIII

NUMBER OF RECOGNISED EDUCATIONAL INSTITUTIONS IN INDIA

1958 - 59
HIGH SEC/SR. SECONDARY

STATE/UTS		BOYS	GIRLS	TOTAL
1	2	3	4	5
1	ANDHRA PRADESH	0	0	0
2	ASSAM	0	0	0
3	BIHAR	0	0	0
4	BOMBAY	0	0	0
5	MADHYA PRADESH	0	0	0
6	MADRAS	0	0	0
7	ORISSA	0	0	0
8	PUNJAB	0	0	0
9	UTTAR PRADESH	0	0	0
10	WEST BENGAL	0	0	0
11	HYDERABAD	0	0	0
12	MADHYA BHARAT	0	0	0
13	MYSORE	0	0	0
14	PEPSU	0	0	0
15	RAJASTHAN	0	0	0
16	SAURASHTRA	0	0	0
17	TRAVANCORE-COCHI	0	0	0
18	AJMER	0	0	0
19	A & N ISLANDS	0	0	0
20	BHOPAL	0	0	0
21	BILASPUR	0	0	0
22	COORG	0	0	0
23	DELHI	0	0	0
24	HIMACHAL PRADESH	0	0	0
25	KUTCH	0	0	0
26	MANIPUR	0	0	0
27	TRIPURA	0	0	0
28	VINDYA PRADESH	0	0	0
29	JAMMU & KASHMIR	0	0	0
30	N.E.F.A	0	0	0
31	KERALA	0	0	0
32	L.M AND A ISLAND	0	0	0
33	PONDICHERRY	0	0	0
INDIA		0	0	0

THERE WERE NO HR. SEC. SCHOOLS FOR THIS PERIOD. STATEWISE
BREAKUP OF 109 INTERMEDIATE COLLEGES ARE NOT AVAILABLE

TABLE - LXXXXIX

NUMBER OF RECOGNISED EDUCATIONAL INSTITUTIONS IN INDIA

1959 - 60

HIGHER SEC./SR. SECONDARY

STATE/UTS		BOYS	GIRLS	TOTAL
		1959 - 60		
1	2	3	4	5
1	ANDHRA PRADESH	0	0	0
2	ASSAM	0	0	0
3	BIHAR	0	0	0
4	GUJARAT	0	0	0
5	HARYANA	0	0	0
6	JAMMU & KASHMIR	0	0	0
7	KERALA	0	0	0
8	MADHYA PRADESH	0	0	0
9	MAHARASHTRA	0	0	0
10	MYSORE	0	0	0
11	NAGALAND	0	0	0
12	ORISSA	0	0	0
13	PUNJAB	0	0	0
14	RAJASTHAN	0	0	0
15	TAMIL NADU (MADR	0	0	0
16	UTTAR PRADESH	0	0	0
17	WEST BENGAL	0	0	0
18	A & N ISLANDS	0	0	0
19	CHANDIGARH	0	0	0
20	DADRA AND NAGAR	0	0	0
21	DELHI	0	0	0
22	GOA DAMAN AND DI	0	0	0
23	HIMACHAL PRADESH	0	0	0
24	LM AND A ISLANDS	0	0	0
25	MANIPUR	0	0	0
26	N E F A	0	0	0
27	PONDICHERRY	0	0	0
28	TRIPURA	0	0	0
INDIA		0	0	0

NOTE : INCLUDED IN TABLE FOR HIGH/ POST BASIC SCHOOLS
THERE WERE NO HR. SEC. SCHOOLS FOR THIS PERIOD. STATEWISE
BREAKUP OF 80 INTERMEDIATE COLLEGES ARE NOT AVAILABLE

TABLE - LXL
NUMBER OF RECOGNISED EDUCATIONAL INSTITUTIONS IN INDIA

1960 - 61
HIGHER SEC./SR. SECONDARY

STATE/UTS		BOYS	GIRLS	TOTAL
		1960 - 61		
1	2	3	4	5
1	ANDHRA PRADESH	116	24	140
2	ASSAM	28	4	32
3	BIHAR	168	17	185
4	GUJARAT	0	0	0
5	HARYANA	0	0	0
6	JAMMU & KASHMIR	23	1	24
7	KERALA	0	0	0
8	MADHYA PRADESH	581	124	705
9	MAHARASHTRA	80	14	94
10	MYSORE	97	33	130
11	NAGALAND	0	0	0
12	ORISSA	4	1	5
13	PUNJAB	141	51	192
14	RAJASTHAN	278	26	304
15	TAMIL NADU (MADR	0	0	0
16	UTTAR PRADESH	1489	282	1771
17	WEST BENGAL	614	155	769
18	A & N ISLANDS	2	1	3
19	CHANDIGARH	0	0	0
20	DADRA AND NAGAR	0	0	0
21	DELHI	179	99	278
22	GOA DAMAN AND DI	0	0	0
23	HIMACHAL PRADESH	9	5	14
24	LM AND A ISLANDS	0	0	0
25	MANIPUR	0	0	0
26	N E F A	0	0	0
27	PONDICHERRY	0	0	0
28	TRIPURA	7	1	8
INDIA		3816	838	4654

STATEWISE BREAKUP OF 72
INTERMEDIATE COLLEGES ARE NOT AVAILABLE

TABLE - LXL I

NUMBER OF RECOGNISED EDUCATIONAL INSTITUTIONS IN INDIA

1961 - 62

HIGHER SEC./SR. SECONDARY

STATE/UTS		BOYS	GIRLS	TOTAL
		1961 - 62		
1	2	3	4	5
1	ANDHRA PRADESH	184	32	216
2	ASSAM	35	6	41
3	BIHAR	234	20	254
4	GUJARAT	0	0	0
5	HARYANA	0	0	0
6	JAMMU & KASHMIR	31	2	33
7	KERALA	3	0	3
8	MADHYA PRADESH	754	159	913
9	MAHARASHTRA	92	18	110
10	MYSORE	169	49	218
11	NAGALAND	0	0	0
12	ORISSA	10	1	11
13	PUNJAB	205	75	280
14	RAJASTHAN	288	31	319
15	TAMIL NADU (MADR)	3	1	4
16	UTTAR PRADESH	1583	310	1893
17	WEST BENGAL	758	185	943
18	A & N ISLANDS	2	1	3
19	CHANDIGARH	0	0	0
20	DADRA AND NAGAR	0	0	0
21	DELHI	198	106	304
22	GOA DAMAN AND DI	0	0	0
23	HIMACHAL PRADESH	19	5	24
24	LM AND A ISLANDS	0	0	0
25	MANIPUR	0	0	0
26	N E F A	0	0	0
27	PONDICHERRY	0	0	0
28	TRIPURA	7	1	8
INDIA		4575	1002	5577

STATEWISE BREAKUP OF 61

INTERMEDIATE COLLEGES ARE NOT AVAILABLE

TABLE LXLII

NUMBER OF RECOGNISED EDUCATIONAL INSTITUTIONS IN INDIA

1962 - 63

HIGHER SEC./SR. SECONDARY

STATE/UTS		BOYS	GIRLS	TOTAL
		1962 - 63		
1	2	3	4	5
1	ANDHRA PRADESH	201	33	234
2	ASSAM	39	6	45
3	BIHAR	306	26	332
4	GUJARAT	0	0	0
5	HARYANA	0	0	0
6	JAMMU & KASHMIR	42	4	46
7	KERALA	0	0	0
8	MADHYA PRADESH	891	174	1065
9	MAHARASHTRA	94	18	112
10	MYSORE	169	49	218
11	NAGALAND	0	0	0
12	ORISSA	11	2	13
13	PUNJAB	339	127	466
14	RAJASTHAN	288	32	320
15	TAMIL NADU (MADR)	0	0	0
16	UTTAR PRADESH	874	183	1057
17	WEST BENGAL	943	204	1147
18	A & N ISLANDS	2	1	3
19	CHANDIGARH	0	0	0
20	DADRA AND NAGAR	0	0	0
21	DELHI	211	126	337
22	GOA DAMAN AND DI	1	0	1
23	HIMACHAL PRADESH	32	8	40
24	LM AND A ISLANDS	0	0	0
25	MANIPUR	0	0	0
26	N E F A	0	0	0
27	PONDICHERRY	0	0	0
28	TRIPURA	18	1	19
INDIA		4461	994	5455

STATEWISE BREAKUP OF 53

INTERMEDIATE COLLEGES ARE NOT AVAILABLE

TABLE LXLIII
NUMBER OF RECOGNISED EDUCATIONAL INSTITUTIONS IN INDIA

1963 - 64
HIGHER SEC./SR. SECONDARY

STATE/UTS		BOYS	GIRLS	TOTAL
		1963 - 64		
1	2	3	4	5
1	ANDHRA PRADESH	200	33	233
2	ASSAM	49	8	57
3	BIHAR	335	29	364
4	GUJARAT	0	0	0
5	HARYANA	0	0	0
6	JAMMU & KASHMIR	43	4	47
7	KERALA	0	0	0
8	MADHYA PRADESH	966	182	1148
9	MAHARASHTRA	94	18	112
10	MYSORE	173	49	222
11	NAGALAND	0	0	0
12	ORISSA	14	2	16
13	PUNJAB	366	139	505
14	RAJASTHAN	291	34	325
15	TAMIL NADU (MADR)	0	0	0
16	UTTAR PRADESH	916	195	1111
17	WEST BENGAL	1042	254	1296
18	A & N ISLANDS	2	1	3
19	CHANDIGARH	0	0	0
20	DADRA AND NAGAR	0	0	0
21	DELHI	226	133	359
22	GOA DAMAN AND DI	1	0	1
23	HIMACHAL PRADESH	43	8	51
24	LM AND A ISLANDS	0	0	0
25	MANIPUR	0	0	0
26	N E F A	2	0	2
27	PONDICHERY	0	0	0
28	TRIPURA	20	3	23
INDIA		4783	1092	5875

STATEWISE BREAKUP OF 69
INTERMEDIATE COLLEGES ARE NOT AVAILABLE

TABLE - LXXIV
NUMBER OF RECOGNISED EDUCATIONAL INSTITUTIONS IN INDIA

1964 - 65

HIGHER SEC./SR. SECONDARY

STATE/UTS		BOYS	GIRLS	TOTAL
		1964 - 65		
1	2	3	4	5
1	ANDHRA PRADESH	202	32	234
2	ASSAM	52	9	61
3	BIHAR	345	37	382
4	GUJARAT	0	0	0
5	HARYANA	0	0	0
6	JAMMU & KASHMIR	43	5	48
7	KERALA	3	0	3
8	MADHYA PRADESH	1033	194	1227
9	MAHARASHTRA	95	20	115
10	MYSORE	58	3	61
11	NAGALAND	0	0	0
12	ORISSA	17	2	19
13	PUNJAB	367	133	500
14	RAJASTHAN	295	34	329
15	TAMIL NADU (MADR)	0	0	0
16	UTTAR PRADESH	990	216	1206
17	WEST BENGAL	1197	301	1498
18	A & N ISLANDS	2	1	3
19	CHANDIGARH	0	0	0
20	DADRA AND NAGAR	0	0	0
21	DELHI	248	147	395
22	GOA DAMAN AND DI	1	0	1
23	HIMACHAL PRADESH	43	8	51
24	LM AND A ISLANDS	0	0	0
25	MANIPUR	3	1	4
26	N E F A	4	0	4
27	PONDICHERRY	1	0	1
28	TRIPURA	54	7	61
INDIA		5053	1150	6203

STATEWISE BREAKUP OF 114
INTERMEDIATE COLLEGES ARE NOT AVAILABLE

TABLE LLXLV

NUMBER OF RECOGNISED EDUCATIONAL INSTITUTIONS IN INDIA

1965 - 66
HIGHER SEC./INTERMEDIATE/SR. SECONDARY

STATE/UTS		BOYS	GIRLS	TOTAL
		1965 - 66		
1	2	3	4	5
1	ANDHRA PRADESH	217	32	249
2	ASSAM	62	10	72
3	BIHAR	366	41	407
4	GUJARAT	6	0	6
5	HARYANA	0	0	0
6	JAMMU & KASHMIR	47	6	53
7	KERALA	56	0	56
8	MADHYA PRADESH	1097	200	1297
9	MAHARASHTRA	124	21	145
10	MYSORE	104	5	109
11	NAGALAND	0	0	0
12	ORISSA	18	2	20
13	PUNJAB	377	134	511
14	RAJASTHAN	303	34	337
15	TAMIL NADU (MADR)	16	0	16
16	UTTAR PRADESH	1093	240	1333
17	WEST BENGAL	1308	360	1668
18	A & N ISLANDS	2	1	3
19	CHANDIGARH	0	0	0
20	DADRA AND NAGAR	0	0	0
21	DELHI	257	158	415
22	GOA DAMAN AND DI	1	0	1
23	HIMACHAL PRADESH	44	8	52
24	LM AND A ISLANDS	0	0	0
25	MANIPUR	18	4	22
26	N E F A	6	0	6
27	PONDICHERRY	2	0	2
28	TRIPURA	59	9	68
INDIA		5583	1265	6848

TABLE LLXLVI

NUMBER OF RECOGNISED EDUCATIONAL INSTITUTIONS IN INDIA

1966 - 67
HIGHER SEC./INTERMEDIATE/SR. SECONDARY

STATE/UTS		BOYS	GIRLS 1966 - 67	TOTAL
1	2	3	4	5
1	ANDHRA PRADESH	7	2	9
2	ASSAM	9	1	10
3	BIHAR	0	0	0
4	GUJARAT	3	0	3
5	HARYANA	0	0	0
6	JAMMU & KASHMIR	0	0	0
7	KERALA	45	7	52
8	MADHYA PRADESH	0	0	0
9	MAHARASHTRA	32	2	34
10	MYSORE	5	2	7
11	NAGALAND	0	0	0
12	ORISSA	2	0	2
13	PUNJAB	0	0	0
14	RAJASTHAN	0	0	0
15	TAMIL NADU (MADR)	10	4	14
16	UTTAR PRADESH	0	0	0
17	WEST BENGAL	0	0	0
18	A & N ISLANDS	0	0	0
19	CHANDIGARH	0	0	0
20	DADRA AND NAGAR	0	0	0
21	DELHI	0	0	0
22	GOA DAMAN AND DI	0	0	0
23	HIMACHAL PRADESH	0	0	0
24	LM AND A ISLANDS	0	0	0
25	MANIPUR	1	0	1
26	N E F A	0	0	0
27	PONDICHERRY	1	0	1
28	TRIPURA	0	0	0
INDIA		115	18	133

Note : Higher Secondary Schools are included in respective table for number of High/Post Basic Schools

TABLE LXLVH

NUMBER OF RECOGNISED EDUCATIONAL INSTITUTIONS IN INDIA

1967 - 68
HIGHER SEC./INTERMEDIATE/SR. SECONDARY

STATE/UTS		BOYS	GIRLS	TOTAL
		1967 - 68		
1	2	3	4	5
1	ANDHRA PRADESH	4	2	6
2	ASSAM	9	0	9
3	BIHAR	1	0	1
4	GUJARAT	2	0	2
5	HARYANA	0	0	0
6	JAMMU & KASHMIR	0	0	0
7	KERALA	39	3	42
8	MADHYA PRADESH	0	0	0
9	MAHARASHTRA	18	0	18
10	MYSORE	4	0	4
11	NAGALAND	0	0	0
12	ORISSA	0	0	0
13	PUNJAB	0	0	0
14	RAJASTHAN	0	0	0
15	TAMIL NADU (MADR)	16	5	21
16	UTTAR PRADESH	0	0	0
17	WEST BENGAL	0	0	0
18	A & N ISLANDS	0	0	0
19	CHANDIGARH	0	0	0
20	DADRA AND NAGAR	0	0	0
21	DELHI	0	0	0
22	GOA DAMAN AND DI	0	0	0
23	HIMACHAL PRADESH	0	0	0
24	LM AND A ISLANDS	0	0	0
25	MANIPUR	3	0	3
26	N E F A	0	0	0
27	PONDICHERRY	1	0	1
28	TRIPURA	0	0	0
INDIA		97	10	107

Note : Higher Secondary Schools are included in respective table for number of High/Post Basic Schools

TABLE LXLVIII

NUMBER OF RECOGNISED EDUCATIONAL INSTITUTIONS IN INDIA

1968 - 69

HIGHER SEC./INTERMEDIATE/SR. SECONDARY

STATE/UTS		BOYS	GIRLS	TOTAL
		1968 - 69		
1	2	3	4	5
1	ANDHRA PRADESH	8	2	10
2	ASSAM	7	1	8
3	BIHAR	1	0	1
4	GUJARAT	2	0	2
5	HARYANA	0	0	0
6	JAMMU & KASHMIR	0	0	0
7	KERALA	42	2	44
8	MADHYA PRADESH	0	0	0
9	MAHARASHTRA	24	1	25
10	MYSORE	4	0	4
11	NAGALAND	0	0	0
12	ORISSA	0	0	0
13	PUNJAB	0	0	0
14	RAJASTHAN	0	0	0
15	TAMIL NADU (MADR)	17	6	23
16	UTTAR PRADESH	0	0	0
17	WEST BENGAL	0	0	0
18	A & N ISLANDS	0	0	0
19	CHANDIGARH	0	0	0
20	DADRA AND NAGAR	0	0	0
21	DELHI	0	0	0
22	GOA DAMAN AND DI	0	0	0
23	HIMACHAL PRADESH	0	0	0
24	LM AND A ISLANDS	0	0	0
25	MANIPUR	3	0	3
26	N E F A	0	0	0
27	PONDICHERRY	0	1	1
28	TRIPURA	0	0	0
INDIA		108	13	121

Note : Higher Secondary Schools are included in respective table for number of High/Post Basic Schools

TABLE LXLIX
NUMBER OF RECOGNISED EDUCATIONAL INSTITUTIONS IN INDIA

1969 - 70
HIGHER SEC./INTERMEDIATE/SR. SECONDARY

STATE/UTS		BOYS	GIRLS	TOTAL
		1969 - 70		
1	2	3	4	5
1	ANDHRA PRADESH	80	6	86
2	ASSAM	6	1	7
3	BIHAR	1	0	1
4	GUJARAT	2	0	2
5	HARYANA	0	0	0
6	JAMMU & KASHMIR	0	0	0
7	KERALA	41	2	43
8	MADHYA PRADESH	0	0	0
9	MAHARASHTRA	28	1	29
10	MYSORE	7	0	7
11	NAGALAND	0	0	0
12	ORISSA	4	0	4
13	PUNJAB	0	0	0
14	RAJASTHAN	0	0	0
15	TAMIL NADU (MADR)	18	5	23
16	UTTAR PRADESH	0	0	0
17	WEST BENGAL	0	0	0
18	A & N ISLANDS	0	0	0
19	CHANDIGARH	0	0	0
20	DADRA AND NAGAR	0	0	0
21	DELHI	0	0	0
22	GOA DAMAN AND DI	0	0	0
23	HIMACHAL PRADESH	0	0	0
24	LM AND A ISLANDS	0	0	0
25	MANIPUR	2	0	2
26	N E F A	0	0	0
27	PONDICHERRY	0	1	1
28	TRIPURA	0	0	0
INDIA		189	16	205

Note : Higher Secondary Schools are included in respective table for number of High/Post Basic Schools

TABLE LLL
NUMBER OF RECOGNISED EDUCATIONAL INSTITUTIONS IN INDIA

1970 - 71
HIGH SEC/INTERMEDIATE/SR. SECONDARY

STATE/UTS		BOYS	GIRLS	TOTAL
1	2	3	4	5
1	ANDHRA PRADESH	166	15	181
2	ARUNACHAL PRADESH	7	1	8
3	ASSAM	1	0	1
4	BIHAR	2	0	2
5	GOA	0	0	0
6	GUJARAT	0	0	0
7	HARYANA	32	2	34
8	HIMACHAL PRADESH	0	0	0
9	JAMMU & KASHMIR	44	4	48
10	KARNATAKA	4	0	4
11	KERALA	0	0	0
12	MADHYA PRADESH	3	0	3
13	MAHARASHTRA	00	2	2
14	MANIPUR	0	0	0
15	MEGHALAYA	20	4	24
16	MIZORAM	0	0	0
17	NAGALAND	0	0	0
18	ORISSA	0	0	0
19	PUNJAB	0	0	0
20	RAJASTHAN	0	0	0
21	SIKKIM	0	0	0
22	TAMILNADU	0	0	0
23	TRIPURA	0	0	0
24	UTTAR PRADESH	0	0	0
25	WEST BENGAL	2	0	2
26	A & N ISLANDS	0	00	0
27	CHANDIGARH	4	0	4
28	DADRA & NAGAR HA	0	0	0
29	DAMAN & DIU	0	0	0
30	DELHI	0	0	0
31	LAKSHADWEEP	0	0	0
32	PONDICHERRY	0	0	0
INDIA		285	28	313

NOTE : HIGHER SEC. SCHOOLS ARE INCLUDED IN NUMBER OF HIGH/POST BASIC SCHOOLS GIVEN IN DIFFERENT RES. TABLES.

TABLE LLLI
NUMBER OF RECOGNISED EDUCATIONAL INSTITUTIONS IN INDIA

1971 - 72
HIGH SEC/INTERMEDIATE/SR. SECONDARY

STATE/UTS		BOYS	GIRLS	TOTAL
1	2	3	4	5
1	ANDHRA PRADESH	0	0	0
2	ARUNACHAL PRADES	0	0	0
3	ASSAM	0	0	0
4	BIHAR	0	0	0
5	GOA	0	0	0
6	GUJARAT	0	0	0
7	HARYANA	0	0	0
8	HIMACHAL PRADESH	0	0	0
9	JAMMU & KASHMIR	0	0	0
10	KARNATAKA	0	0	0
11	KERALA	0	0	0
12	MADHYA PRADESH	0	0	0
13	MAHARASHTRA	0	0	0
14	MANIPUR	0	0	0
15	MEGHALAYA	0	0	0
16	MIZORAM	0	0	0
17	NAGALAND	0	0	0
18	ORISSA	0	0	0
19	PUNJAB	0	0	0
20	RAJASTHAN	0	0	0
21	SIKKIM	0	0	0
22	TAMILNADU	0	0	0
23	TRIPURA	0	0	0
24	UTTAR PRADESH	0	0	0
25	WEST BENGAL	0	0	0
26	A & N ISLANDS	0	0	0
27	CHANDIGARH	0	0	0
28	DADRA & NAGAR HA	0	0	0
29	DAMAN & DIU	0	0	0
30	DELHI	0	0	0
31	LAKSHADWEEP	0	0	0
32	PONDICHERRY	0	0	0
INDIA		0	0	0

NOTE : HIGHER SEC. SCHOOLS/INTERMEDIATE COLLEGES ARE INCLUDED IN NUM^b
OF HIGH/POST BASIC SCHOOLS GIVEN IN DIFFERENT RES^a TABLES. ^b _a

TABLE LXXX

NUMBER OF RECOGNISED EDUCATIONAL INSTITUTIONS IN INDIA

1972 - 73
HIGH SEC/INTERMEDIATE/SR. SECONDARY

STATE/UTS		BOYS	GIRLS	TOTAL
1	2	3	4	5
1	ANDHRA PRADESH	0	0	0
2	ARUNACHAL PRADES	0	0	0
3	ASSAM	0	0	0
4	BIHAR	0	0	0
5	GOA	0	0	0
6	GUJARAT	0	0	0
7	HARYANA	0	0	0
8	HIMACHAL PRADESH	0	0	0
9	JAMMU & KASHMIR	0	0	0
10	KARNATAKA	0	0	0
11	KERALA	0	0	0
12	MADHYA PRADESH	0	0	0
13	MAHARASHTRA	0	0	0
14	MANIPUR	0	0	0
15	MEGHALAYA	0	0	0
16	MIZORAM	0	0	0
17	NAGALAND	0	0	0
18	ORISSA	0	0	0
19	PUNJAB	0	0	0
20	RAJASTHAN	0	0	0
21	SIKKIM	0	0	0
22	TAMILNADU	0	0	0
23	TRIPURA	0	0	0
24	UTTAR PRADESH	0	0	0
25	WEST BENGAL	0	0	0
26	A & N ISLANDS	0	0	0
27	CHANDIGARH	0	0	0
28	DADRA & NAGAR HA	0	0	0
29	DAMAN & DIU	0	0	0
30	DELHI	0	0	0
31	LAKSHADWEEP	0	0	0
32	PONDICHERRY	0	0	0
INDIA		0	0	0

NOTE : ~~HIGHER SEC. SCHOOLS/INTERMEDIATE~~ COLLEGES ARE INCLUDED IN NUMBER
OF HIGH/POST BASIC SCHOOLS GIVⁿ IN DIFFERENT RES^t TABLES.
pective

TABLE LLLIII

NUMBER OF RECOGNISED EDUCATIONAL INSTITUTIONS IN INDIA

1973 - 74
HIGH SEC/INTERMEDIATE/SR. SECONDARY

STATE/UTS		BOYS	GIRLS	TOTAL
1	2	3	4	5
1	ANDHRA PRADESH	211	22	233
2	ARUNACHAL PRADES	17	1	18
3	ASSAM	0	0	0
4	BIHAR	18	3	21
5	GOA	0	0	0
6	GUJARAT	2	0	2
7	HARYANA	0	0	0
8	HIMACHAL PRADESH	0	0	0
9	JAMMU & KASHMIR	0	0	0
10	KARNATAKA	287	20	307
11	KERALA	30	2	32
12	MADHYA PRADESH	0	0	0
13	MAHARASHTRA	18	10	28
14	MANIPUR	3	1	4
15	MEGHALAYA	0	0	0
16	MIZORAM	2	0	2
17	NAGALAND	0	0	0
18	ORISSA	2	0	2
19	PUNJAB	0	0	0
20	RAJASTHAN	0	0	0
21	SIKKIM	0	0	0
22	TAMILNADU	6	2	8
23	TRIPURA	0	0	0
24	UTTAR PRADESH	0	0	0
25	WEST BENGAL	0	0	0
26	A & N ISLANDS	0	0	0
27	CHANDIGARH	0	0	0
28	DADRA & NAGAR HA	0	0	0
29	DAMAN & DIU	0	0	0
30	DELHI	0	0	0
31	LAKSHADWEEP	0	0	0
32	PONDICHERRY	1	1	2
INDIA		597	62	659

NOTE : HIGHER SEC. SCHOOLS ARE INCLUDED IN NUMBER
OF HIGH/POST BASIC SCHOOLS GIVEN IN DIFFERENT RES. TABLES.

TABLE LXXIV

NUMBER OF RECOGNISED EDUCATIONAL INSTITUTIONS IN INDIA

1974 - 75
HIGH SEC/INTERMEDIATE/SR. SECONDARY

STATE/UTS		BOYS	GIRLS	TOTAL
1	2	3	4	5
1	ANDHRA PRADESH	0	0	0
2	ARUNACHAL PRADES	0	0	0
3	ASSAM	0	0	0
4	BIHAR	0	0	0
5	GOA	0	0	0
6	GUJARAT	0	0	0
7	HARYANA	0	0	0
8	HIMACHAL PRADESH	0	0	0
9	JAMMU & KASHMIR	0	0	0
10	KARNATAKA	0	0	0
11	KERALA	0	0	0
12	MADHYA PRADESH	0	0	0
13	MAHARASHTRA	0	0	0
14	MANIPUR	0	0	0
15	MEGHALAYA	0	0	0
16	MIZORAM	0	0	0
17	NAGALAND	0	0	0
18	ORISSA	0	0	0
19	PUNJAB	0	0	0
20	RAJASTHAN	0	0	0
21	SIKKIM	0	0	0
22	TAMILNADU	0	0	0
23	TRIPURA	0	0	0
24	UTTAR PRADESH	0	0	0
25	WEST BENGAL	0	0	0
26	A & N ISLANDS	0	0	0
27	CHANDIGARH	0	0	0
28	DADRA & NAGAR HA	0	0	0
29	DAMAN & DIU	0	0	0
30	DELHI	0	0	0
31	LAKSHADWEEP	0	0	0
32	PONDICHERRY	0	0	0
INDIA		0	0	0

NOTE : HIGHER SEC. SCHOOLS ARE INCLUDED IN NUMBER
OF HIGH/POST BASIC SCHOOLS GIVEN IN DIFFERENT RES. TABLES.

pective

TABLE - LLLV
NUMBER OF RECOGNISED EDUCATIONAL INSTITUTIONS IN INDIA

1975 - 76
HIGH SEC/INTERMEDIATE/SR. SECONDARY

STATE/UTS		BOYS	GIRLS	TOTAL
1	2	3	4	5
1	ANDHRA PRADESH	0	0	0
2	ARUNACHAL PRADES	0	0	0
3	ASSAM	0	0	0
4	BIHAR	0	0	0
5	GOA	0	0	0
6	GUJARAT	0	0	0
7	HARYANA	0	0	0
8	HIMACHAL PRADESH	0	0	0
9	JAMMU & KASHMIR	0	0	0
10	KARNATAKA	0	0	0
11	KERALA	0	0	0
12	MADHYA PRADESH	0	0	0
13	MAHARASHTRA	0	0	0
14	MANIPUR	0	0	0
15	MEGHALAYA	0	0	0
16	MIZORAM	0	0	0
17	NAGALAND	0	0	0
18	ORISSA	0	0	0
19	PUNJAB	0	0	0
20	RAJASTHAN	0	0	0
21	SIKKIM	0	0	0
22	TAMILNADU	0	0	0
23	TRIPURA	0	0	0
24	UTTAR PRADESH	0	0	0
25	WEST BENGAL	0	0	0
26	A & N ISLANDS	0	0	0
27	CHANDIGARH	0	0	0
28	DADRA & NAGAR HA	0	0	0
29	DAMAN & DIU	0	0	0
30	DELHI	0	0	0
31	LAKSHADWEEP	0	0	0
32	PONDICHERRY	0	0	0
INDIA		0	0	0

NOTE : HIGHER SEC. SCHOOLS ARE INCLUDED IN NUMBER OF HIGH/POST BASIC SCHOOLS GIVEN IN DIFFERENT RES. TABLES.

pective

TABLE LLLVI

NUMBER OF RECOGNISED EDUCATIONAL INSTITUTIONS IN INDIA

1976 - 77
HIGH SEC/INTERMEDIATE/SR. SECONDARY

STATE/UTS		BOYS	GIRLS	TOTAL
1	2	3	4	5
1	ANDHRA PRADESH	292	38	330
2	ARUNACHAL PRADES	25	0	25
3	ASSAM	78	11	89
4	BIHAR	43	2	45
5	GOA	0	0	0
6	GUJARAT	554	84	638
7	HARYANA	77	22	99
8	HIMACHAL PRADESH	75	21	96
9	JAMMU & KASHMIR	60	15	75
10	KARNATAKA	291	25	316
11	KERALA	37	4	41
12	MADHYA PRADESH	1674	344	2018
13	MAHARASHTRA	825	122	947
14	MANIPUR	14	3	17
15	MEGHALAYA	0	0	0
16	MIZORAM	2	0	2
17	NAGALAND	0	0	0
18	ORISSA	15	3	18
19	PUNJAB	175	70	245
20	RAJASTHAN	415	71	486
21	SIKKIM	6	1	7
22	TAMILNADU	57	0	57
23	TRIPURA	1	0	1
24	UTTAR PRADESH	2024	398	2422
25	WEST BENGAL	600	95	695
26	A & N ISLANDS	14	1	15
27	CHANDIGARH	3	3	6
28	DADRA & NAGAR HA	1	0	1
29	DAMAN & DIU	8	0	8
30	DELHI	371	233	604
31	LAKSHADWEEP	2	0	2
32	PONDICHERY	2	0	2
INDIA		7741	1566	9307

TABLE LLLVII
NUMBER OF RECOGNISED EDUCATIONAL INSTITUTIONS IN INDIA

1977 - 78
HIGH SEC/INTERMEDIATE/SR. SECONDARY

STATE/UTS		BOYS	GIRLS	TOTAL
1	2	3	4	5
1	ANDHRA PRADESH	309	39	348
2	ARUNACHAL PRADES	8	0	8
3	ASSAM	100	11	111
4	BIHAR	35	3	38
5	GOA	8	0	8
6	GUJARAT	602	89	691
7	HARYANA	77	22	99
8	HIMACHAL PRADESH	75	21	96
9	JAMMU & KASHMIR	67	18	85
10	KARNATAKA	289	25	314
11	KERALA	34	4	38
12	MADHYA PRADESH	1678	348	2026
13	MAHARASHTRA	686	41	727
14	MANIPUR	15	3	18
15	MEGHALAYA	0	0	0
16	MIZORAM	1	0	1
17	NAGALAND	0	0	0
18	ORISSA	9	1	10
19	PUNJAB	175	69	244
20	RAJASTHAN	418	70	488
21	SIKKIM	6	1	7
22	TAMILNADU	106	2	108
23	TRIPURA	28	2	30
24	UTTAR PRADESH	2161	405	2566
25	WEST BENGAL	829	127	956
26	A & N ISLANDS	6	1	7
27	CHANDIGARH	3	3	6
28	DADRA & NAGAR HA	1	0	1
29	DAMAN & DIU	0	0	0
30	DELHI	391	235	626
31	LAKSHADWEEP	1	0	1
32	PONDICHERY	1	0	1
INDIA		8119	1540	9659

TABLE LLLVIII
NUMBER OF RECOGNISED EDUCATIONAL INSTITUTIONS IN INDIA

1978 - 79
HIGH SEC/INTERMEDIATE/SR. SECONDARY

STATE/UTS		BOYS	GIRLS	TOTAL
1	2	3	4	5
1	ANDHRA PRADESH	333	30	363
2	ARUNACHAL PRADES	8	0	8
3	ASSAM	112	9	121
4	BIHAR	37	2	39
5	GOA	0	0	0
6	GUJARAT	682	96	778
7	HARYANA	84	21	105
8	HIMACHAL PRADESH	73	15	88
9	JAMMU & KASHMIR	74	20	94
10	KARNATAKA	353	24	377
11	KERALA	21	1	22
12	MADHYA PRADESH	1733	348	2081
13	MAHARASHTRA	680	35	715
14	MANIPUR	17	2	19
15	MEGHALAYA	0	0	0
16	MIZORAM	0	0	0
17	NAGALAND	0	0	0
18	ORISSA	29	0	29
19	PUNJAB	189	60	249
20	RAJASTHAN	413	74	487
21	SIKKIM	7	1	8
22	TAMILNADU	792	162	954
23	TRIPURA	44	8	52
24	UTTAR PRADESH	2266	421	2687
25	WEST BENGAL	752	109	861
26	A & N ISLANDS	9	1	10
27	CHANDIGARH	3	3	6
28	DADRA & NAGAR HA	1	0	1
29	DAMAN & DIU	8	0	8
30	DELHI	411	249	660
31	LAKSHADWEEP	1	0	1
32	PONDICHERRY	11	2	13
INDIA		9143	1693	10836

* It is included in Goa

TABLE LL LIX

NUMBER OF RECOGNISED EDUCATIONAL INSTITUTIONS IN INDIA

1979 - 80
HIGH SEC/INTERMEDIATE/SR. SECONDARY

STATE/UTS		BOYS	GIRLS	TOTAL
1	2	3	4	5
1	ANDHRA PRADESH	354	43	397
2	ARUNACHAL PRADES	11	0	11
3	ASSAM	154	0	154
4	BIHAR	38	2	40
5	GOA	0	0	0
6	GUJARAT	749	106	855
7	HARYANA	85	20	105
8	HIMACHAL PRADESH	70	15	85
9	JAMMU & KASHMIR	78	23	101
10	KARNATAKA	305	28	333
11	KERALA	22	1	23
12	MADHYA PRADESH	1778	367	2145
13	MAHARASHTRA	704	36	740
14	MANIPUR	16	2	18
15	MEGHALAYA	0	0	0
16	MIZORAM	2	0	2
17	NAGALAND	0	0	0
18	ORISSA	62	0	62
19	PUNJAB	184	69	253
20	RAJASTHAN	418	79	497
21	SIKKIM	7	1	8
22	TAMILNADU	924	214	1138
23	TRIPURA	44	8	52
24	UTTAR PRADESH	2400	447	2847
25	WEST BENGAL	928	143	1071
26	A & N ISLANDS	11	1	12
27	CHANDIGARH	3	3	6
28	DADRA & NAGAR HA	2	0	2
29	DAMAN & DIU	9	0	9
30	DELHI	420	258	678
31	LAKSHADWEEP	1	0	1
32	PONDICHERRY	12	4	16
INDIA		9791	1870	11661

It excludes the number of Higher Secondary Schools.
These are given seperately in different tables.

* It is included in Goa

- 159 -

TABLE LXX

NUMBER OF RECOGNISED EDUCATIONAL INSTITUTIONS IN INDIA

1980 - 81
HIGH SEC/INTERMEDIATE/SR. SECONDARY

STATE/UTS		BOYS	GIRLS	TOTAL
1	2	3	4	5
1	ANDHRA PRADESH	390	48	438
2	ARUNACHAL PRADES	14	0	14
3	ASSAM	152	10	162
4	BIHAR	24	2	26
5	GOA	9	0	9
6	GUJARAT	847	120	967
7	HARYANA	86	20	106
8	HIMACHAL PRADESH	69	14	83
9	JAMMU & KASHMIR	79	23	102
10	KARNATAKA	336	31	367
11	KERALA	41	4	45
12	MADHYA PRADESH	1826	369	2195
13	MAHARASHTRA	730	37	767
14	MANIPUR	12	2	14
15	MEGHALAYA	0	0	0
16	MIZORAM	1	1	2
17	NAGALAND	0	0	0
18	ORISSA	70	0	70
19	PUNJAB	190	67	257
20	RAJASTHAN	424	82	506
21	SIKKIM	7	1	8
22	TAMILNADU	1039	261	1300
23	TRIPURA	52	8	60
24	UTTAR PRADESH	2502	457	2959
25	WEST BENGAL	894	142	1036
26	A & N ISLANDS	13	1	14
27	CHANDIGARH	4	2	6
28	DADRA & NAGAR HA	2	0	2
29	DAMAN & DIU	0	0	0
30	DELHI	440	264	704
31	LAKSHADWEEP	1	0	1
32	PONDICHERRY	14	4	18
INDIA		10268	1970	12238

* It is included in Goa

TABLE - LLLX1

NUMBER OF RECOGNISED EDUCATIONAL INSTITUTIONS IN INDIA

1981 - 82
HIGH SEC/INTERMEDIATE/SR. SECONDARY

STATE/UTS		BOYS	GIRLS	TOTAL
1	2	3	4	5
1	ANDHRA PRADESH	37	4	41
2	ARUNACHAL PRADESH	18	0	18
3	ASSAM	165	10	175
4	BIHAR	26	3	29
5	GOA	12	0	12
6	GUJARAT	974	137	1111
7	HARYANA	85	22	107
8	HIMACHAL PRADESH	70	14	84
9	JAMMU & KASHMIR	98	23	121
10	KARNATAKA	376	37	413
11	KERALA	64	5	69
12	MADHYA PRADESH	1972	397	2369
13	MAHARASHTRA	773	35	808
14	MANIPUR	11	1	12
15	MEGHALAYA	0	0	0
16	MIZORAM	2	1	3
17	NAGALAND	0	0	0
18	ORISSA	90	2	92
19	PUNJAB	193	66	259
20	RAJASTHAN	436	87	523
21	SIKKIM	8	1	9
22	TAMILNADU	1133	274	1407
23	TRIPURA	62	10	72
24	UTTAR PRADESH	2574	473	3047
25	WEST BENGAL	896	142	1038
26	A & N ISLANDS	15	1	16
27	CHANDIGARH	4	2	6
28	DADRA & NAGAR HA	2	0	2
29	DAMAN & DIU	0	0	0
30	DELHI	453	262	715
31	LAKSHADWEEP	1	0	1
32	PONDICHERRY	14	4	18
INDIA		10564	2013	12577

* It is included in Goa

TABLE LXXII

NUMBER OF RECOGNISED EDUCATIONAL INSTITUTIONS IN INDIA

1982 - 83
HIGH SEC/INTERMEDIATE/SR. SECONDARY

STATE/UTS		BOYS	GIRLS	TOTAL
1	2	3	4	5
1	ANDHRA PRADESH	536	70	606
2	ARUNACHAL PRADES	26	2	28
3	ASSAM	163	10	173
4	BIHAR	26	2	28
5	GOA	13	0	13
6	GUJARAT	1121	169	1290
7	HARYANA	74	15	89
8	HIMACHAL PRADESH	4	0	4
9	JAMMU & KASHMIR	523	51	574
10	KARNATAKA	103	16	119
11	KERALA	2077	417	2494
12	MADHYA PRADESH	0	0	0
13	MAHARASHTRA	808	41	849
14	MANIPUR	9	1	10
15	MEGHALAYA	0	0	0
16	MIZORAM	2	1	3
17	NAGALAND	0	0	0
18	ORISSA	284	70	354
19	PUNJAB	478	98	576
20	RAJASTHAN	17	0	17
21	SIKKIM	9	1	10
22	TAMILNADU	1140	276	1416
23	TRIPURA	2708	492	3200
24	UTTAR PRADESH	0	0	0
25	WEST BENGAL	896	150	1046
26	A & N ISLANDS	16	1	17
27	CHANDIGARH	0	0	0
28	DADRA & NAGAR HA	2	0	2
29	DAMAN & DIU	0	0	0
30	DELHI	475	267	742
31	LAKSHADWEEP	1	0	1
32	PONDICHERRY	15	5	20
INDIA		11526	2155	13681

* It is included in Goa

TABLE - LLLXIII

NUMBER OF RECOGNISED EDUCATIONAL INSTITUTIONS IN INDIA

1983 - 84
HIGH SEC/INTERMEDIATE/SR. SECONDARY

STATE/UTS		BOYS	GIRLS	TOTAL
1	2	3	4	5
1	ANDHRA PRADESH	552	79	631
2	ARUNACHAL PRADES	22	0	22
3	ASSAM	164	10	174
4	BIHAR	26	2	28
5	GOA	14	0	14
6	GUJARAT	1107	151	1258
7	HARYANA	90	24	114
8	HIMACHAL PRADESH	70	14	84
9	JAMMU & KASHMIR	109	27	136
10	KARNATAKA	548	43	591
11	KERALA	76	6	82
12	MADHYA PRADESH	2072	419	2491
13	MAHARASHTRA	881	45	926
14	MANIPUR	14	1	15
15	MEGHALAYA	0	0	0
16	MIZORAM	2	1	3
17	NAGALAND	0	0	0
18	ORISSA	111	13	124
19	PUNJAB	193	66	259
20	RAJASTHAN	641	118	759
21	SIKKIM	10	1	11
22	TAMILNADU	1150	277	1427
23	TRIPURA	74	10	84
24	UTTAR PRADESH	2662	490	3152
25	WEST BENGAL	915	166	1081
26	A & N ISLANDS	18	1	19
27	CHANDIGARH	4	2	6
28	DADRA & NAGAR HA	2	0	2
29	DAMAN & DIU	0	0	0
30	DELHI	498	272	770
31	LAKSHADWEEP	2	0	2
32	PONDICHERY	15	5	20
INDIA		12042	2243	14285

TABLE - LXXXIV

NUMBER OF RECOGNISED EDUCATIONAL INSTITUTIONS IN INDIA

1984 - 85

HIGH SEC/INTERMEDIATE/SR. SECONDARY

STATE/UTS		BOYS	GIRLS	TOTAL
1	2	3	4	5
1	ANDHRA PRADESH	595	84	679
2	ARUNACHAL PRADES	23	0	23
3	ASSAM	231	11	242
4	BIHAR	45	11	56
5	GOA	0	0	0
6	GUJARAT	1104	148	1252
7	HARYANA	90	23	113
8	HIMACHAL PRADESH	74	14	88
9	JAMMU & KASHMIR	109	27	136
10	KARNATAKA	680	51	731
11	KERALA	76	6	82
12	MADHYA PRADESH	2357	463	2820
13	MAHARASHTRA	1070	52	1122
14	MANIPUR	14	1	15
15	MEGHALAYA	0	0	0
16	MIZORAM	1	1	2
17	NAGALAND	4	0	4
18	ORISSA	121	16	137
19	PUNJAB	191	69	260
20	RAJASTHAN	653	118	771
21	SIKKIM	10	1	11
22	TAMILNADU	1175	299	1474
23	TRIPURA	81	11	92
24	UTTAR PRADESH	2715	501	3216
25	WEST BENGAL	929	166	1095
26	A & N ISLANDS	21	1	22
27	CHANDIGARH	3	3	6
28	DADRA & NAGAR HA	3	0	3
29	DAMAN & DIU	14	0	14
30	DELHI	526	291	817
31	LAKSHADWEEP	2	0	2
32	PONDICHERRY	16	5	21
INDIA		12933	2373	15306

TABLE LXXV
NUMBER OF RECOGNISED EDUCATIONAL INSTITUTIONS IN INDIA

1985 - 86
HIGH SEC/INTERMEDIATE/SR. SECONDARY

STATE/UTS		BOYS	GIRLS	TOTAL
1	2	3	4	5
1	ANDHRA PRADESH	596	84	680
2	ARUNACHAL PRADESH	24	0	24
3	ASSAM	347	15	362
4	BIHAR	149	22	171
5	GOA	0	0	0
6	GUJARAT	1088	149	1237
7	HARYANA	141	23	164
8	HIMACHAL PRADESH	76	14	90
9	JAMMU & KASHMIR	123	28	151
10	KARNATAKA	984	51	1035
11	KERALA	75	7	82
12	MADHYA PRADESH	2593	500	3093
13	MAHARASHTRA	1195	66	1261
14	MANIPUR	14	1	15
15	MEGHALAYA	0	0	0
16	MIZORAM	1	0	1
17	NAGALAND	4	0	4
18	ORISSA	131	17	148
19	PUNJAB	193	66	259
20	RAJASTHAN	734	143	877
21	SIKKIM	12	1	13
22	TAMILNADU	1247	307	1554
23	TRIPURA	81	11	92
24	UTTAR PRADESH	2776	488	3264
25	WEST BENGAL	957	169	1126
26	A & N ISLANDS	23	1	24
27	CHANDIGARH	3	3	6
28	DADRA & NAGAR HAVELI	3	0	3
29	DAMAN & DIU	15	0	15
30	DELHI	569	292	861
31	LAKSHADWEEP	2	0	2
32	PONDICHERRY	16	5	21
INDIA		14172	2463	16635

TABLE LLLXVIM
NUMBER OF RECOGNISED EDUCATIONAL INSTITUTIONS IN INDIA

1988 - 89
HIGH SEC/INTERMEDIATE/SR. SECONDARY

STATE/UTS		BOYS	GIRLS	TOTAL
1	2	3	4	5
1	ANDHRA PRADESH	609	87	696
2	ARUNACHAL PRADES	37	1	38
3	ASSAM	347	19	366
4	BIHAR	228	27	255
5	GOA	36	1	37
6	GUJARAT	1250	164	1414
7	HARYANA	176	25	201
8	HIMACHAL PRADESH	127	6	133
9	JAMMU & KASHMIR	180	38	218
10	KARNATAKA	1053	75	1128
11	KERALA	176	5	181
12	MADHYA PRADESH	1778	396	2174
13	MAHARASHTRA	1466	88	1554
14	MANIPUR	33	2	35
15	MEGHALAYA	1	0	1
16	MIZORAM	1	0	1
17	NAGALAND	3	0	3
18	ORISSA	325	32	357
19	PUNJAB	313	74	387
20	RAJASTHAN	759	144	903
21	SIKKIM	13	1	14
22	TAMILNADU	1458	329	1787
23	TRIPURA	114	14	128
24	UTTAR PRADESH	2898	499	3397
25	WEST BENGAL	998	181	1179
26	A & N ISLANDS	30	1	31
27	CHANDIGARH	10	3	13
28	DADRA & NAGAR HA	3	0	3
29	DAMAN & DIU	3	0	3
30	DELHI	459	283	742
31	LAKSHADWEEP	2	0	2
32	PONDICHERRY	20	6	26
INDIA		14906	2501	17407

TABLE LXXXIX
NUMBER OF RECOGNISED EDUCATIONAL INSTITUTIONS IN INDIA

1989 - 90
HIGH SEC/INTERMEDIATE/SR. SECONDARY

STATE/UTS		BOYS	GIRLS	TOTAL
1	2	3	4	5
1	ANDHRA PRADESH	609	87	696
2	ARUNACHAL PRADESH	44	1	45
3	ASSAM	347	19	366
4	BIHAR	231	25	256
5	GOA	38	1	39
6	GUJARAT	1254	176	1430
7	HARYANA	215	32	247
8	HIMACHAL PRADESH	139	9	148
9	JAMMU & KASHMIR	182	39	221
10	KARNATAKA	1142	75	1217
11	KERALA	172	5	177
12	MADHYA PRADESH	1778	396	2174
13	MAHARASHTRA	1544	94	1638
14	MANIPUR	28	2	30
15	MEGHALAYA	1	0	1
16	MIZORAM	7	0	7
17	NAGALAND	1	0	1
18	ORISSA	325	32	357
19	PUNJAB	405	91	496
20	RAJASTHAN	814	152	966
21	SIKKIM	13	2	15
22	TAMILNADU	1572	343	1915
23	TRIPURA	133	15	148
24	UTTAR PRADESH	2915	505	3420
25	WEST BENGAL	998	181	1179
26	A & N ISLANDS	34	1	35
27	CHANDIGARH	12	4	16
28	DADRA & NAGAR HAVELI	3	0	3
29	DAMAN & DIU	2	0	2
30	DELHI	522	263	785
31	LAKSHADWEEP	2	0	2
32	PONDICHERRY	20	6	26
INDIA		15502	2556	18058

TABLE LLLXX

NUMBER OF RECOGNISED EDUCATIONAL INSTITUTIONS IN INDIA

1990 - 91
HIGH SEC/INTERMEDIATE/SR. SECONDARY

STATE/UTS		BOYS	GIRLS	TOTAL
1	2	3	4	5
1	ANDHRA PRADESH	753	108	861
2	ARUNACHAL PRADESH	45	1	46
3	ASSAM	346	21	367
4	BIHAR	283	32	315
5	GOA	42	1	43
6	GUJARAT	1297	186	1483
7	HARYANA	277	57	334
8	HIMACHAL PRADESH	161	9	170
9	JAMMU & KASHMIR	189	38	227
10	KARNATAKA	1147	75	1222
11	KERALA	138	3	141
12	MADHYA PRADESH	2030	444	2474
13	MAHARASHTRA	1665	107	1772
14	MANIPUR	28	2	30
15	MEGHALAYA	3	0	3
16	MIZORAM	5	0	5
17	NAGALAND	1	0	1
18	ORISSA	346	37	383
19	PUNJAB	423	97	520
20	RAJASTHAN	823	167	990
21	SIKKIM	16	2	18
22	TAMILNADU	1653	355	2008
23	TRIPURA	131	16	147
24	UTTAR PRADESH	2925	506	3431
25	WEST BENGAL	1100	206	1306
26	A & N ISLANDS	36	1	37
27	CHANDIGARH	14	11	25
28	DADRA & NAGAR HA	3	0	3
29	DAMAN & DIU	2	0	2
30	DELHI	512	302	814
31	LAKSHADWEEP	2	0	2
32	PONDICHERRY	22	7	29
INDIA		16418	2791	19209

TABLE LLLXXI

NUMBER OF RECOGNISED EDUCATIONAL INSTITUTIONS IN INDIA

1991 - 92
HIGH SEC/INTERMEDIATE/SR. SECONDARY

STATE/UTS		BOYS	GIRLS	TOTAL
1	2	3	4	5
1	ANDHRA PRADESH	797	113	910
2	ARUNACHAL PRADESH	48	1	49
3	ASSAM	346	21	367
4	BIHAR	181	24	205
5	GOA	91	3	94
6	GUJARAT	1467	194	1661
7	HARYANA	310	75	385
8	HIMACHAL PRADESH	172	9	181
9	JAMMU & KASHMIR	194	42	236
10	KARNATAKA	1208	75	1283
11	KERALA	205	3	208
12	MADHYA PRADESH	2088	462	2550
13	MAHARASHTRA	1831	129	1960
14	MANIPUR	29	2	31
15	MEGHALAYA	8	0	8
16	MIZORAM	0	0	0
17	NAGALAND	0	0	0
18	ORISSA	186	19	205
19	PUNJAB	498	103	601
20	RAJASTHAN	1040	235	1275
21	SIKKIM	16	2	18
22	TAMILNADU	1729	355	2084
23	TRIPURA	132	16	148
24	UTTAR PRADESH	2937	508	3445
25	WEST BENGAL	1130	212	1342
26	A & N ISLANDS	39	1	40
27	CHANDIGARH	16	10	26
28	DADRA & NAGAR HA	5	0	5
29	DAMAN & DIU	2	0	2
30	DELHI	546	314	860
31	LAKSHADWEEP	2	0	2
32	PONDICHERRY	24	8	32
INDIA		17277	2936	20213

TABLE - LLLXXII

NUMBER OF RECOGNISED EDUCATIONAL INSTITUTIONS IN INDIA

1992 - 93
HIGHER SEC/INTERMEDIATE/SR. SECONDARY

STATE/UTS		BOYS	GIRLS	TOTAL
1	2	3	4	5
1	ANDHRA PRADESH	761	107	868
2	ARUNACHAL PRADESH	54	1	55
3	ASSAM	431	32	463
4	BIHAR	233	26	259
5	GOA	48	1	49
6	GUJARAT	1559	201	1760
7	HARYANA	388	91	479
8	HIMACHAL PRADESH	196	9	205
9	JAMMU & KASHMIR	194	42	236
10	KARNATAKA	1226	106	1332
11	KERALA	257	3	260
12	MADHYA PRADESH	2177	473	2650
13	MAHARASHTRA	1986	147	2133
14	MANIPUR	35	2	37
15	MEGHALAYA	8	0	8
16	MIZORAM	6	0	6
17	NAGALAND	0	0	0
18	ORISSA	425	24	449
19	PUNJAB	559	114	673
20	RAJASTHAN	908	200	1108
21	SIKKIM	17	2	19
22	TAMILNADU	1810	355	2165
23	TRIPURA	132	16	148
24	UTTAR PRADESH	2947	510	3457
25	WEST BENGAL	1106	210	1316
26	A & N ISLANDS	40	1	41
27	CHANDIGARH	17	13	30
28	DADRA & NAGAR HA	6	0	6
29	DAMAN & DIU	3	0	3
30	DELHI	588	314	902
31	LAKSHADWEEP	2	0	2
32	PONDICHERRY	29	10	39
INDIA		18148	3010	21158

NIEPA DC



D08920

LIBRARY & DOCUMENTATION CENTRE
National Institute of Educational
Planning and Administration,
17-B, Ring Road, New Delhi,
110002
DOC. No. D-9920
Date 31-7-98