

EDUCATION IN INDIA

SCHOOL EDUCATION

(Financial Data)

1995-96



सत्यमेव जयते

**Planning, Monitoring & Statistics Division
Department of Secondary & Higher Education
Ministry of Human Resource Development
Government of India**

New Delhi

2003

PREFACE

"Education in India" is an annual publication of the Department of Secondary & Higher Education, Ministry of Human Resource Development. The present publication relates to school education for the year 1995-96 and contains State-wise statistics on income by source and expenditure by item etc. in respect of school education. This publication is divided into two parts. Part -I contains the All India financial statistical tables of school education and its analysis during the year 1995-96. It also contains time series data on income, expenditure (recurring & non-recurring) and per student expenditure by type of institutions, while Part II consists of State-wise statistical tables. The data presented in this publication is based on the information collected from the States and Union Territories through the ES-II (S) forms.

We are hopeful that this publication would provide useful information to educational planners and policy-makers, both at the national and state levels as well as to those engaged in research and development in the field of education.

Due to various constraints in the collection of financial data from the States in the ES.II(s) forms, the budgeted expenditure of States / UT s may not tally with that of the data collected for this publication from the sources (viz. Schools /Institutions) where the amount is actually spent, since the data in respect of many schemes like printing of text books, in-service teachers' training, non-formal education, work oriented education, mid-day meal etc. is not reported in the ESII(S) forms. Also, there might be shortfall in expenditure due to partial reporting by private institutions engaged in school education.

I would like to thank the officers of the States/UT administrations and the officers & the staff of the Statistics Unit for their efforts in bringing out this publication. This publication has been brought out in risographic form for making available the data without much further delay.

It is our constant endeavour to improve the coverage in this publication as well as its presentation based on the feedback from the users of this Publication. Further suggestions, if any, for improving the publication are always welcome and may be sent to Shri S.S. Shokeen, Joint Director(Plg.) in this Department.



[C. Balakrishnan]

Joint Secretary

Government of India

Ministry of Human Resource Development
Department of Secondary & Higher Education
New Delhi

Dated: 27th, May, 2003

PROJECT STAFF

STATISTICS UNIT

Shri S.S. Shokeen	Joint Director (P)
Shri S.C. Gupta	Assistant Education Officer
Shri R.B. Tripathi	Statistical Investigator Grade-I
Shri. A.K Sharma	Artist
Shri Manish Kumar	Computer

CONTENTS

STATEMENTS/ TABLES	CONTENTS	Page
EXPLANATIONS		I
PART- I		
Abstract- Statistical Analysis		II-IV
Statement-1.	Total Income (Recurring & Non- recurring) of all type of Educational Institutions by Sources during 1950-51 to 1995-96 along with Bar Diagram.	V-VI
Statement- 2.	Percentage distribution of Income (Recurring & Non- Recurring) by Sources of all types of institutions to total Income from 1950-51 to 1995-96 along with Bar Diagram.	VII-VIII
Statement-3.	Growth of Total Direct/ Recurring Expenditure by type of Institutions All India- 1950-51 to 1995-96 along with Bar Diagram.	IX-X
Statement-4.	Average Annual Cost (in Rs.) per student by type of Institutions – 1950-51 to 1995-96. along with Bar Diagram.	XI-XII
TABLE 1.01	-Income by type of Educational Institutions – 1995-96 along with Pie Diagram.	XIII-XIV
TABLE 1.02	-Income from Government Funds (Central & States) by Type of educational Institutions –1995-96.	XV
TABLE 1.03	-Income by Source for all Type of Educational Institutions – 1994-95 and 1995-96.	XVI
TABLE 1.04	Expenditure by Type of Educational Institutions 1995-96 along with Pie Diagram.	XVII-XVIII
TABLE 1.05	-Expenditure on all Educational Institutions by objects – 1994-95 and 1995-96.	XIX

PART-II STATISTICAL TABLES

TABLE I	Useful Computations at a Glance	1
TABLE II	Item-wise and State wise Recurring Income by Sources on Educational Institutions by Type.	2-25
TABLE III	State wise Income (Non-Recurring) by Source and type of Institutions.	26-49
TABLE IV	State wise Total Income (Recurring & Non Recurring) Educational Institutions by Type.	50-73
TABLE V	State wise Recurring Expenditure by Item and type of Institutions.	74-97
TABLE VI	State wise Non-Recurring Expenditure by Item and type of Institutions.	98-121
TABLE VII	State wise Total Expenditure (Recurring & Non-Recurring) by Type of Institutions.	122-145

EXPLANATIONS

1. Date of Reference- Financial data reported is for the year ending on 31st March 1996.
2. Income and expenditure- relates to financial year i.e. to the period 1st April, 1995 to 31st March, 1996.
3. Income means- the receipt of the Institutions.
4. Recurring Income- is that which is received every year by the Institution from different sources.
5. Non-Recurring Income- is that income which is other than the recurring income.
6. Expenditure- All payments made by an institution strictly during the financial year constitute its expenditure.
7. Recurring Expenditure- is that part of educational expenditure which is incurred every year for running an educational institution. Broadly speaking, it includes expenditure on salaries of staff, contingencies recurring expenditure on Equipment, maintenance of Furniture, Scholarships, Stipends and other financial concessions, Hostel charges (except messing) Games and Sports, Direction, Inspection etc.
8. Non-Recurring expenditure-is that part of the educational expenditure which is other than the recurring expenditure Broadly speaking, it covers expenditure on Buildings (other than maintenance), Equipment's, Libraries etc.

PART-I

ABSTRACTS-STATISTICAL ANALYSIS

INCOME

Income of Educational Institutions for the purpose of this Publication, relates to the amounts received from Government (Central and States), Universities and Local bodies as well as the amounts received from Fee, Endowment and Other sources. Income of an Institution could be recurring as well as non- recurring.

The total Income of all recognized Educational Institutions (School) amounts to Rs. 24535.17 Crores during the year 1995-96 (Table 1.01). The Recurring Income constitutes Rs.23120.79 Crores (94.24 percent) and the balance of Rs.1414.39 Crores (5.76 percent) was Non-recurring Income. The share of recurring Income varies from 78.22% to 98.42%, for different levels of School education starting from the Pre-Primary to the Higher Secondary/Pre-degree level. The details are given in Table 1.01.

Analysis of percentage distribution of total Income of the different categories of Institutions reveals that the Primary/Junior Basic Schools accounted for the largest percentage share of 29.88 percent followed by High/Post Basic Schools 23.22 percent, Middle/Senior Basic Schools 20.69 percent and Higher Secondary (10+2 pattern) 17.36 percent. For all other categories of institutions this percentage is less than 5%. The details may be seen in Table 1.01:

In case of Recurring Income, the highest percentage share goes to Primary/Junior Basic Schools with 29.75 percent, followed by High/Post Basic Schools 23.73 percent, Middle/Senior Basic Schools 20.88 percent and Higher Secondary (10+2 pattern) 17.90 percent. For all other categories of Institutions the percentage is less than 5%. The details are given in Table 1.01.

As for non-recurring income, the highest percentage share is of *Primary/Junior Basic Schools 31.87 percent, followed by Directorate and Inspectorate 20.74 percent, Middle/Senior Basic Schools 17.62 percent, High/Post Basic Schools 14.85 percent, Higher secondary (10+2 pattern) 8.59 percent.* For all other categories of Institutions the percentage is less than 6%. The details are in Table 1.01.

The details of Income from different Sources for all categories of Institutions are given in table 1.03. The Government (Centre and State) contributed more than Rs. 20043.23 crores (86.69%) of the recurring income for School Education. The major share of Non-Recurring income also comes from Government sources. The share of Government in the total income (Recurring and Non-Recurring) accounts for as much as Rs.21170.04 crores, which is 86.28% of the total income as depicted in Table-1.02. Over the years, the share of Government in the income generation of educational institutions has increased from 57.06% in 1950-51 to 86.28% in the year 1995-96. The details are given in Statement-2.

Expenditure

Expenditure of educational institutions for the purpose of this publication, relates to the amount spent on salaries and allowances of teaching and academic staff, salaries of non-teaching staff, hostels, libraries, stipends, scholarships and other financial concessions. It also includes expenditure on apparatus, chemicals, consumable stores, building and other items. Expenditure of an institution could be recurring as well as non-recurring.

The total expenditure incurred by all types of Institutions engaged in School Education is Rs. 24779.87 Crores, comprising Rs. 23139.18 Crores of Recurring Expenditure (93.38%) and Rs. 1640.68 Crores of Non-Recurring Expenditure (6.62%). The same is given in Table-1.05.

Analysis of percentage distribution of total expenditure on different categories of institutions reveals that the highest percentage share goes to Primary/Junior Basic Schools (29.74%) followed by High/Post Basic School (22.56%), Middle/Senior Basic School (22.02%) and Higher Secondary Schools (10+2 pattern) 16.57%. For all other categories of Institutions the percentage is less than 6%.

Of the recurring expenditure on the recognised educational Institutions, the highest percentage was spent on Primary/Junior Basic schools (29.84%) followed by High/Post Basic schools (23.36%) Middle/Sr. Basic schools (21.58%) and Higher Secondary Schools (16.99%). For all other categories of institutions the percentage is less than 5%.

As for the Non-Recurring Expenditure, the highest percentage share is of Primary/Junior Basic Schools (28.20 percent) followed by Middle/Sr. Basic Schools (28.14%), Directorate and Inspectorate (17.08%), High/Post Basic Schools (11.19%), Higher Secondary Schools (10.65%), and Schools for Vocational/Professional, Special and other Education (3.81%). In case of other Institutions, the Non-Recurring Expenditure is less than 1%. The details of expenditure (Recurring, non-recurring and total) are given in Table 1.04.

Table 1.05 gives the item wise expenditure both recurring and non-recurring. It is seen that the share of salaries of teaching staff accounts for about 75.67% percent, while the salaries of the Non-teaching staff is 7.24% percent. Only 0.27 percent of the total expenditure is incurred on hostels, 0.21 percent on libraries, 0.42% percent on stipends, scholarships and other financial concessions, 0.23 percent on apparatus, chemicals and other consumable items, 0.73 percent on buildings and 15.23 percent on other items.

Analysis of State-wise data in Table- V, reveals that percentage share of recurring expenditure on salaries of teaching staff to total recurring expenditure on school education varies from the lowest of 54.77% for Utter Pradesh to the highest of 89.35% for J & K against the All India percentage which is 81.03%. Except for Arunanchal Pradesh, Nagaland, Daman and Diu and Delhi, in all other States, the salary component (teaching staff) uses up more than 70 percent of the total recurring expenditure on School Education.

Trends during 1950-51 to 1995-96.

Statement No.1&2 depicts the trends in Income of all types of Educational Institutions along with percentage from different sources during the period 1950-51 to 1995-96. It may be seen that Government funds are the major source of Income for Educational Institutions. Funds provided by Local Bodies are also basically transfers from Central/ State Governments.

The share of income from Government Funds (Centre, State, Local Bodies) has increased from 68% in 1950-51 to 92% in 1995-96. It is also interesting to observe that the share of fees in total income has gone down considerably from 20.39% in 1950-51 to as low as 4.45% in 1995-96. The share of endowment and other Sources has also decreased considerably from 11.62% in 1950-51 to 3.97% in 1995-96. From these figures, it may be inferred that Government is the main funding agency for all types of School Educational programmes in the country.

The recurring expenditure on Primary, Middle and High/Higher Secondary Schools has increased from Rs. 5883.76, Rs. 4098.65 and Rs. 7680.40 crores in 1994-95 to Rs 6905.75, Rs 4994.58 and Rs. 9708.02 crores respectively in 1995-96. The average annual cost per student of Primary (Rs. 797.0), Middle (Rs 947.9) and High/Higher Secondary schools (Rs. 1629.9) in 1994-95 has gone up to Rs.922.9, Rs.1136.5 and Rs.1966.0 respectively in 1995-96. Statement no. 3 & 4 shows the trend of recurring expenditure and average cost per student from 1950-51 to 1995-96.

STATEMENT NO 1

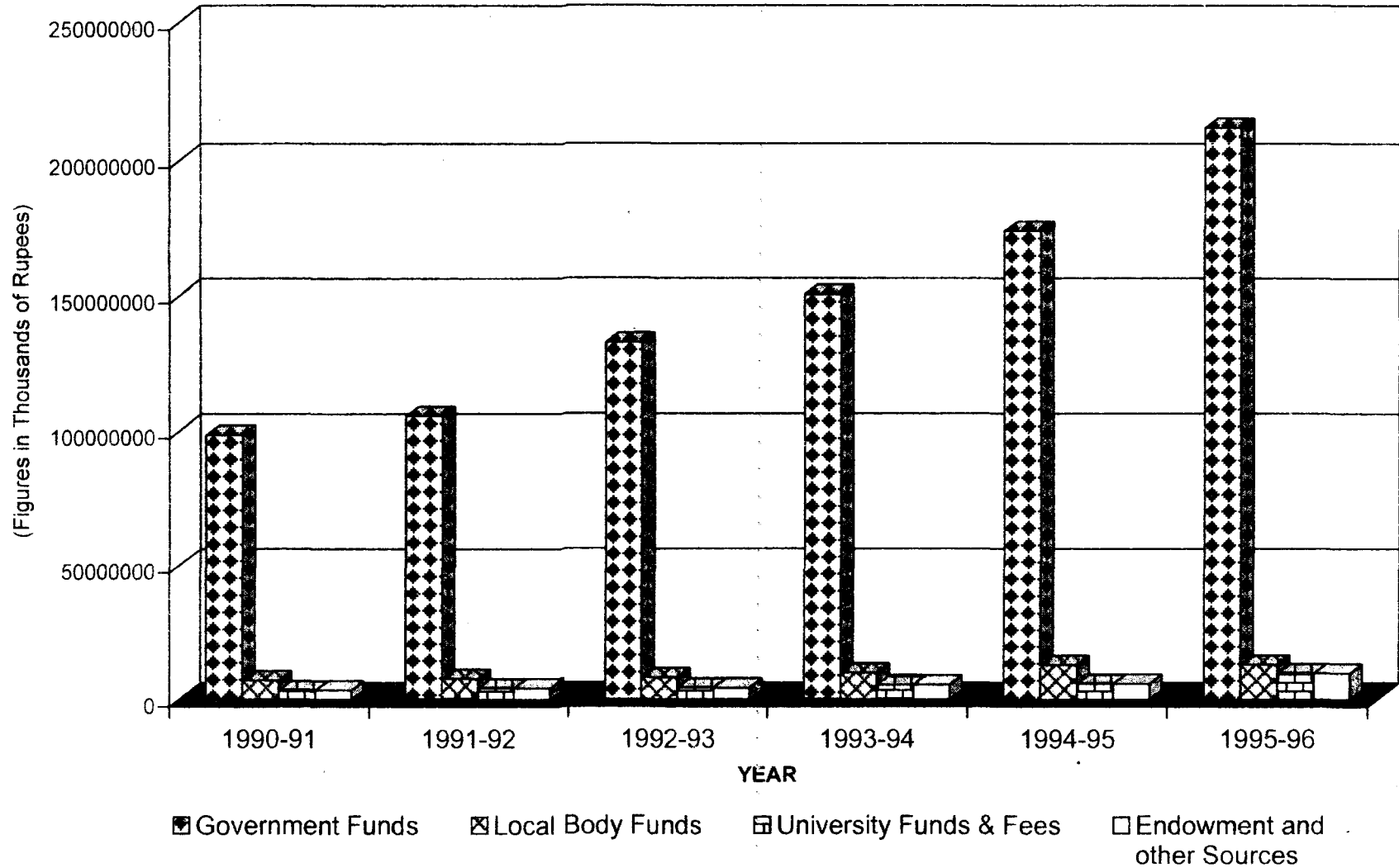
**Total Income (Recurring & Non-recurring) of all types of Educational Institutions
by Sources : during 1950-51 to 1995-96.**

Year	(Figures in Thousands of Rupees)					
	Government	Local Body	University	Fees	Endowment and other	Total
	Funds	Funds	Funds		Sources	
	1	2	3	4	5	6
1950-51	652678	124987	-	233272	132885	1143822
1960-61	2340914	224914	-	590258	287714	3443800
1961-62	2718365	261906	-	656069	327220	3963560
1962-63	3024765	296435	-	737658	358619	4417477
1963-64	3344934	289710	*	823577	382864	4841085
1964-65	3724499	312051	60631	885565	362327	5345073
1965-66	4374519	388733	63190	979356	414439	6220237
1966-67	4955648	384828	63761	1095016	479535	6978788
1967-68	5831116	447554	75517	1171533	587335	8113055
1968-69	6580391	431452	111247	1264863	595735	8983688
1969-70	7638760	375703	123973	1341672	623656	10103764
1970-71	8459499	484925	152162	1432370	653905	11182861
1971-72	9387190	*	*	*	*	9387190
1972-73	10511501	*	*	*	*	10511501
1973-74	12040932	655499	211713	1718341	823039	15449524
1974-75	12817687	*	*	*	*	12817687
1975-76	16523063	*	*	*	*	16523063
1976-77	17438122	1940979	254083	2280273	1189207	23102664
1977-78	20279633	1910772	312761	2417396	1182109	26102671
1978-79	23589380	1777830	409583	2571318	1294120	29642231
1979-80	26220951	1620829	425275	2825775	1368306	32461136
1980-81	30772393	1773291	514312	3090208	1516928	37667132
1981-82	35097051	2192798	698126	3443991	1765085	43197051
1982-83	50111646	2676401	838663	3874061	1996657	59497428
1983-84	46443305	3195042	916285	4273312	2153299	56981243
1984-85	53974960	3644171	2447876	4368611	3050020	67485638
1985-86	61121080	3974593	2877397	4775383	3369528	76117981
1986-87	73319777	4615806	3017624	5556998	3609618	90119823
1987-88	61831029	4882737	8384	2999134	2222331	71943615
1988-89	67663155	5474564	31500	4955019	3318865	81443103
1989-90	78657017	9317471	10975	3342663	2860381	94188507
1990-91	98521164	7113806	12565	3868738	3447360	112963633
1991-92	105462231	7733790	10801	3874345	4178173	121259340
1992-93	132738894	8130690	8762	4756564	4275808	149910718
1993-94	150427109	9832208	24204	6995152	5433897	172712570
1994-95	173772051	12826546	19810	8254951	5829200	200702558
1995-96	211700383	12937075	40841	10928662	9744762	245351724

* Breakup not available.

Note: Figures from 1950-51 to 1986-87 relates to all types of Educational Institutions including University and Higher Education. From 1987-88 onwards the data relates to School Education only.

Total Income (Recurring & Non-recurring) of all types of Educational Institutions by Sources during 1990-91 to 1995-96



STATEMENT NO 2

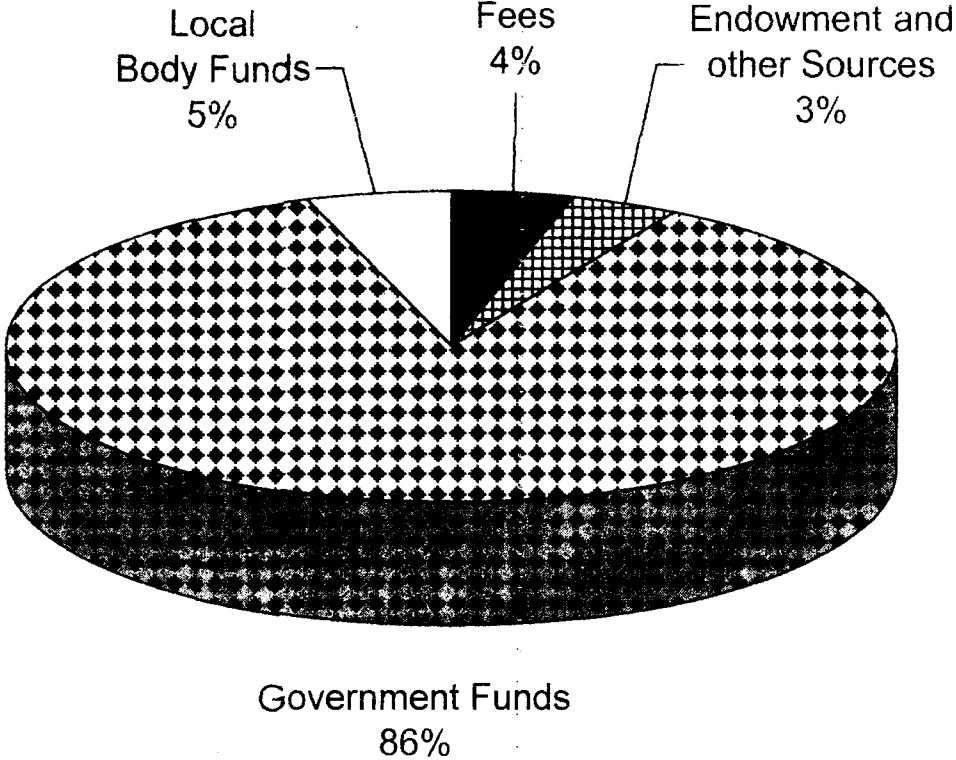
Percentage distribution of Income (Recurring and Non-Recurring by sources of all types of Institutions to total Income from 1950-51 to 1995-96

Year	Government Funds	Local Body Funds	University Funds	Fees	Endowment and other Sources	Total
1	2	3	4	5	6	7
1950-51	57.06	10.93	-	20.39	11.62	100.00
1960-61	67.97	6.53	-	17.14	8.35	100.00
1961-62	68.58	6.61	-	16.55	8.26	100.00
1962-63	68.47	6.71	-	16.70	8.12	100.00
1963-64	69.09	5.98	N.A.	17.01	7.91	100.00
1964-65	69.68	5.84	1.13	16.57	6.78	100.00
1965-66	70.33	6.25	1.02	15.74	6.66	100.00
1966-67	71.01	5.51	0.91	15.69	6.87	100.00
1967-68	71.87	5.52	0.93	14.44	7.24	100.00
1968-69	73.25	4.60	1.24	14.08	6.63	100.00
1969-70	75.60	3.72	1.23	13.28	6.17	100.00
1970-71	75.65	4.34	1.36	12.81	5.85	100.00
1971-72	75.86	N.A.	N.A.	N.A.	N.A.	100.00
1972-73	76.52	N.A.	N.A.	N.A.	N.A.	100.00
1973-74	77.94	4.24	1.37	11.12	5.33	100.00
1974-75	70.92	N.A.	N.A.	N.A.	N.A.	100.00
1975-76	78.51	N.A.	N.A.	N.A.	N.A.	100.00
1976-77	75.48	8.40	1.10	9.87	5.15	100.00
1977-78	77.69	7.32	1.20	9.26	4.53	100.00
1978-79	79.58	6.00	1.38	8.67	4.37	100.00
1979-80	80.78	4.99	1.31	8.71	4.22	100.00
1980-81	81.70	4.71	1.37	8.20	4.03	100.00
1981-82	81.25	5.08	1.62	7.97	4.09	100.00
1982-83	84.22	4.50	1.41	6.51	3.36	100.00
1983-84	81.51	5.61	1.61	7.50	3.78	100.00
1984-85	79.98	5.40	3.63	6.47	4.52	100.00
1985-86	80.30	5.22	3.78	6.27	4.43	100.00
1986-87	81.36	5.12	3.35	6.17	4.01	100.00
1987-88	85.94	6.79	0.01	4.17	3.09	100.00
1988-89	83.08	6.72	0.04	6.08	4.08	100.00
1989-90	83.51	9.89	0.01	3.55	3.04	100.00
1990-91	87.21	6.30	0.01	3.42	3.05	100.00
1991-92	86.97	6.38	0.01	3.20	3.45	100.00
1992-93	88.55	5.42	0.01	3.17	2.85	100.00
1993-94	87.10	5.69	0.01	4.05	3.15	100.00
1994-95	86.58	6.39	0.01	4.11	2.90	100.00
1995-96	86.28	5.27	0.02	4.45	3.97	100.00

N.A. Not Available.

Note: Figures from 1950-51 to 1986-87 relates to all types of Educational Institutions including University and Higher Education. From 1987-88 onwards the data relates to School Education only.

Percentage distribution of Income (Recurring and Non-Recurring) by sources of all types of Institutions to total Income in 1995-96



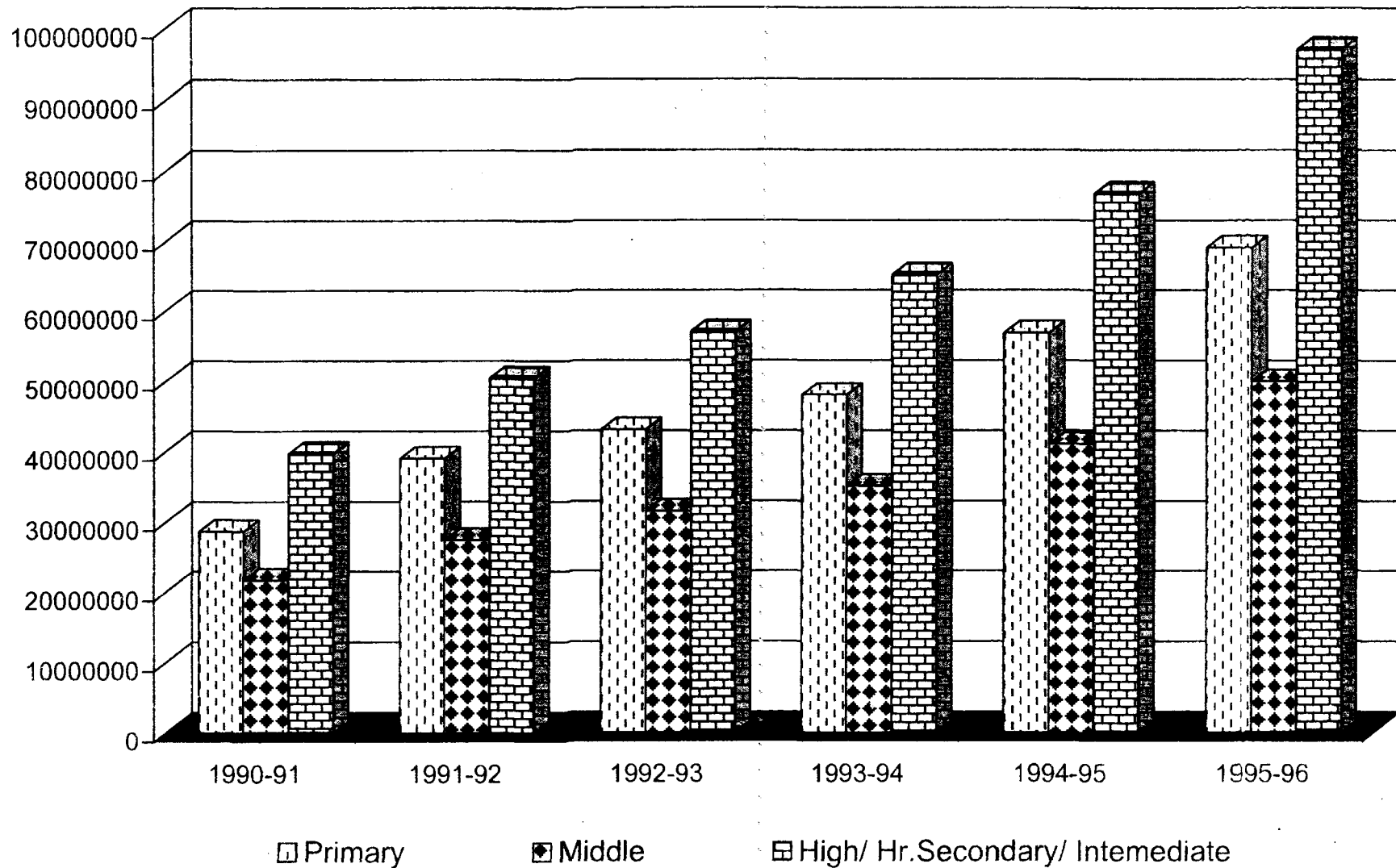
STATEMENT 3

**Growth of Total Recurring Expenditure by type
of Institutions All India - 1950-51 to 1995-96**

(Rupees in thousands)

Year	Primary	Middle	High/ Hr. Secondary/ Intermediate School
1	2	3	4
1950-51	364843	76990	230450
1960-61	734461	429220	689117
1961-62	826691	488418	791185
1962-63	928935	55091	915418
1963-64	990189	613327	1055446
1964-65	1087130	718423	1173371
1965-66	1287231	642827	1376926
1966-67	1444559	965787	1613793
1967-68	1705502	1148096	1926187
1968-69	1862679	1329250	2179762
1969-70	2089720	1528669	2436275
1970-71	2345663	1709368	270001
1971-72	2579875	1184691	3005661
1972-73	2898625	2104733	3316478
1973-74	3316858	2441963	3878611
1974-75	3848572	2926359	4369965
1975-76	4463148	3409572	4935622
1976-77	5374525	4069124	6193623
1977-78	59014932	4324089	6951441
1978-79	6549863	4707451	7071846
1979-80	7156249	5287051	8636327
1980-81	8384658	5478173	10121802
1981-82	9716133	6826234	12121665
1982-83	11319083	8030570	13505591
1983-84	12886963	9123632	16457858
1984-85	14561950	10279992	191606290
1985-86	16601096	11794059	21480869
1986-87	20083943	13984499	24691220
1987-88	21288380	15322333	27269484
1988-89	22753143	17377182	29120192
1989-90	26544317	20882956	35256774
1990-91	28653528	21706042	39706520
1991-92	38990580	27431912	50496859
1992-93	43088534	31502958	57007319
1993-94	47991584	35007597	65179518
1994-95	58837567	40986531	76804005
1995-96	69057466	49945778	97080197

Growth of Total Recurring Expenditure by type of institutions All India 1990-91 to 1995-96 (Rupees in thousands)



STATEMENT 4
Average Annual cost per/student by Type of Institutions.
All India-1950-51 to 1995-96.

Year	Primary	Middle	High/ Hr.Secondary/ Intermediate
1	2	3	4
1950-51	19.5	31.8	73.4
1955-56	23.4	40.4	79.8
1960-61	27.6	40.5	91.8
1965-66	34.6	50.4	111.1
1970-71	57.0	84.9	168.6
1971-72	60.9	90.4	183.1
1972-73	64.0	97.1	195.0
1973-74	72.3	110.6	213.6
1974-75	83.0	127.0	236.0
1975-76	95.5	144.5	257.4
1976-77	112.8	168.3	321.2
1977-78	129.7	171.9	342.6
1978-79	137.8	182.4	376.7
1979-80	145.5	199.0	391.7
1980-81	164.2	200.0	427.6
1981-82	183.4	241.6	481.8
1982-83	203.3	270.1	512.4
1983-84	217.1	285.1	552.2
1984-85	240.8	314.7	614.9
1985-86	262.7	344.3	654.0
1986-87	327.7	400.0	730.3
1987-88	332.6	418.9	780.1
1988-89	352.8	466.5	785.2
1989-90	407.0	550.0	939.3
1990-91	411.4	547.6	948.7
1991-92	536.1	671.9	1145.2
1992-93	611.8	771.4	1304.3
1993-94	739.1	857.7	1416.8
1994-95	797.0	947.9	1629.9
1995-96	922.9	1136.5	1966.0

Average Annual cost per/student by Type of Institutions All India 1990-91 to 1995-96

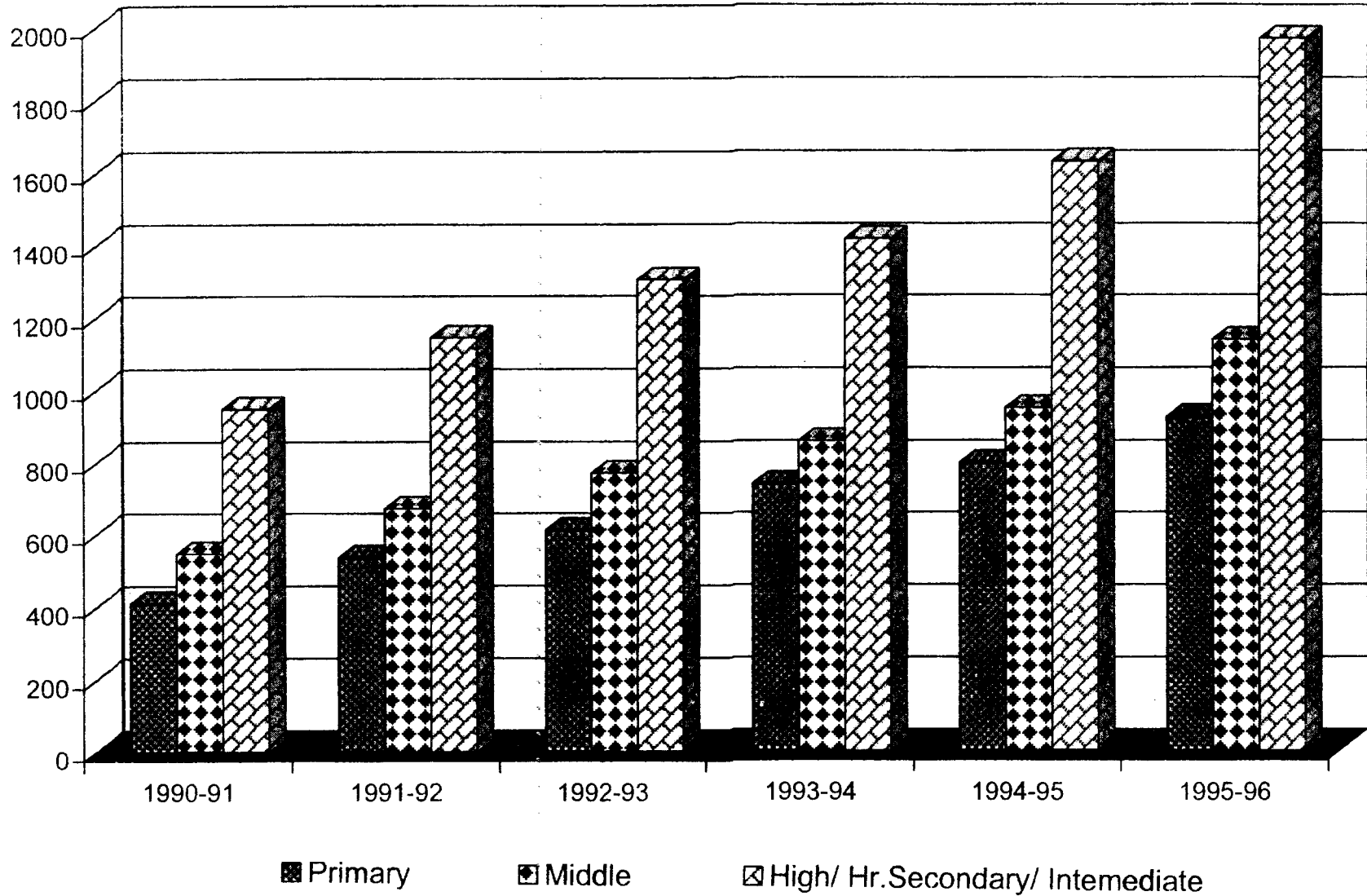



TABLE 1.01-INCOME BY TYPE OF EDUCATIONAL INSTITUTIONS DURING 1995-96

Type of Institutions	(Rupees in thousand)			% age of recurring income to Total income	% age of income to the corresponding total income of all type of educational institution		
	INCOME				Recurring	Non-Recurring	Total
	Recurring	Non-Recurring	Total				
1	2	3	4	8	9	10	11
Board of Intermediate and Secondary Education	2222703	35661	2258364	98.42	0.96	0.25	0.92
Intermediate/Pre Degree	2840661	91542	2932202	96.88	1.23	0.65	1.20
Higher Secondary Schools (10+2)	42237293	1286382	43523675	97.04	18.27	9.09	17.74
High/Post Basic Schools	54875681	2099689	56975370	96.31	23.73	14.85	23.22
Middle/Senior Basic Schools	48265316	2492727	50758043	95.09	20.88	17.62	20.69
Primary/Junior Basic Schools	68782942	4521681	73304623	93.83	29.75	31.97	29.88
Pre primary/Pre Basic Schools	345086	41446	386532	89.28	0.15	0.29	0.16
Schools for Vocational Professional, Special and Other education	2301540	640781	2942321	78.22	1.00	4.53	1.20
Directorate and inspectorate	9336637	2933956	12270593	76.09	4.04	20.74	5.00
GRAND TOTAL	231207859	14143865	245351724	94.24	100.00	100.00	100.00

INCOME BY TYPE OF EDUCATIONAL INSTITUTIONS DURING 1995-96

RECURRING



NON-RECURRING




TABLE 1.02 - INCOME OF GOVERNMENT (CENTRAL AND STATES) BY TYPE OF EDUCATIONAL INSTITUTIONS 1995-96

(Rupees in thousands)

TYPE OF INSTITUTIONS	RECURRING		NON-RECURRING		TOTAL	
	AMOUNT	%TO TOTAL RECURRING INCOME	AMOUNT	%TO TOTAL NON-RECURRING INCOME	AMOUNT	%TO TOTAL INCOME
1	2	3	4	5	6	7
Board of Intermediate and Secondary Education	399018	0.20	13005	0.12	412023	0.19
Intermediate/Pre Degree	1653084	0.82	5797	0.05	1658881	0.78
Higher Secondary Schools (10+2)	34574790	17.25	659732	5.85	35234521	16.64
High/Post Basic Schools	49147043	24.52	1210199	10.74	50357242	23.79
Middle/Senior Basic Schools	41070076	20.49	1957366	17.37	43027442	20.32
Primary/Junior Basic Schools	61873502	30.87	4076722	36.18	65950225	31.15
Pre primary/Pre Basic Schools	265308	0.13	40415	0.36	305723	0.14
Schools for Vocational Professional, Special and Other education	2158996	1.08	619988	5.50	2778984	1.31
Directorate and inspectorate	9290495	4.64	2684846	23.83	11975341	5.66
GRAND TOTAL	200432313	100.00	11268070	100.00	211700383	100.00

Table: 1.03 INCOME BY SOURCES OF EDUCATIONAL INSTITUTIONS 1994-95 AND 1995-96

(Rupees in thousands)

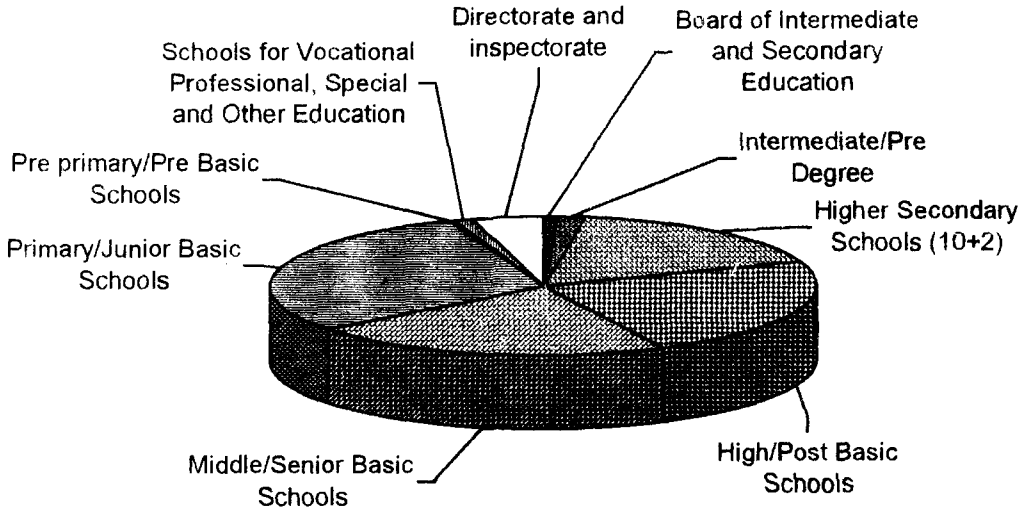
SOURCE	TOTAL INCOME 1995-96			TOTAL INCOME 1994-95		
	AMOUNT	% AGE	%AGE TO TOTAL INCOME	AMOUNT	% AGE	%AGE TO TOTAL INCOME
1	2	3	4	5	6	7
RECURRING						
Central/State Government	200432313	86.69	81.69	168769093	87.26	84.09
University Funds	29527	0.01	0.01	16838	0.01	0.01
Local Body Funds	12476704	5.40	5.09	12206561	6.31	6.08
Fees	10928662	4.73	4.45	8254951	4.27	4.11
Endowment and Other Sources	7340652	3.17	2.99	4151630	2.15	2.07
Total (Recurring)	231207859.2	100.00	94.24	193399073	100.00	96.36
NON-RECURRING						
Central /State Government	11268070	79.67	4.59	5002958	68.50	2.49
University Funds	11314	0.08	0.00	2972	0.04	0.00
Local Body Funds	460371	3.25	0.19	619985	8.49	0.31
Other Source	2404110	17.00	0.98	1677570	22.97	0.84
Total (Non-Recurring)	14143865	100.00	5.76	7303485	100.00	3.64
Grand Total(Recurring and Non-Recurring)	245351724		100.00	200702558		100.00

TABLE 1.04 - EXPENDITURE BY TYPE EDUCATIONAL INSTITUTIONS DURING 1995-96

Type of Institutions	(Rupees in thousand)			% age of recurring expenditure to Total Expenditure	% age of expenditure to total corresponding Expenditure on all type of educational institution		
	EXPENDITURE				Recurring	Non-Recurring	Total
	Recurring	Non-Recurring	Total				
1	2	3	4	5	6	7	8
Board of Intermediate and Secondary Education	2210460	75180	2285640.49	96.71	0.96	0.46	0.92
Intermediate/Pre Degree	2842241	25061	2867301.483	99.13	1.23	0.15	1.16
Higher Secondary Schools(10+2)	40175748	1793959	41969707.28	95.73	17.36	10.93	16.94
High/Post Basic Schools	54062209	1835421	55897629.97	96.72	23.36	11.19	22.56
Middle/Senior Basic Schools	49945778	4617323	54563100.9	91.54	21.58	28.14	22.02
Primary/Junior Basic Schools	69057466	4626050	73683516.18	93.72	29.84	28.20	29.74
Pre primary/Pre Basic Schools	1083943	6188	1090131.408	99.43	0.47	0.04	0.44
Schools for Vocational Professional, Special and Other education	2174645	625060	2799704.786	77.67	0.94	3.81	1.13
Directorate and inspectorate	9839345	2802591	12641935.36	77.83	4.25	17.08	5.10
GRAND TOTAL	231391835	16406833	247798667.9	93.38	100.00	100.00	100.00

EXPENDITURE BY TYPE EDUCATIONAL INSTITUTIONS DURING 1995-96

RECURRING



NON-RECURRING

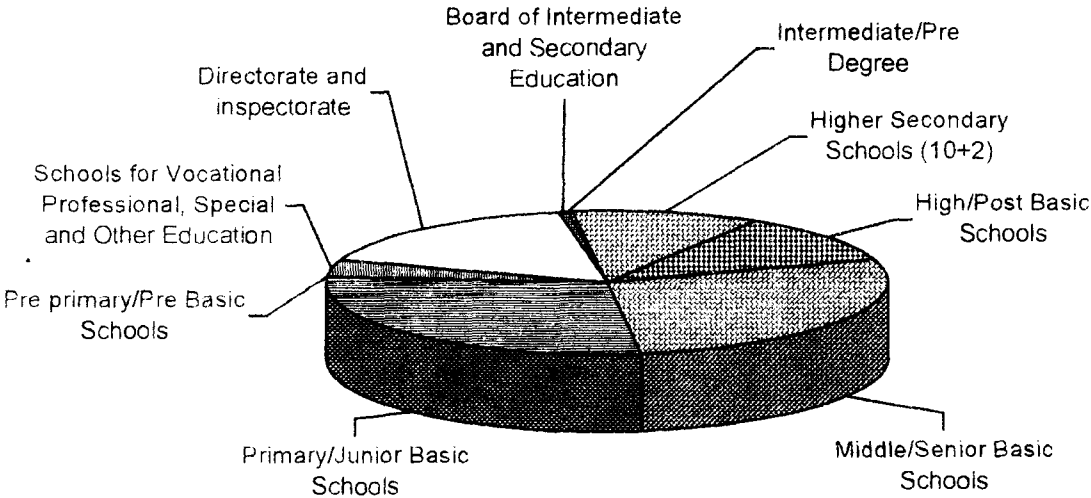


TABLE 1.05 - EXPENDITURE ON ALL SCHOOL EDUCATIONAL INSTITUTIONS BY ITEMS 1994-95 AND 1995-96

(Rupees in thousand)

SOURCE	EXPENDITURE 1995-96			EXPENDITURE 1994-95		
	Amount	% Age to Rec. /N.Rec. Expenditure	%Age to total Expenditure	Amount	% Age to Rec. /N.Rec. Expenditure	%Age to total Expenditure
1	2	3	4	5	6	7
RECURRING						
Salaries and allowances of Teaching and academic staff	187504520	81.03	75.67	153516290	81.13	78.35
Salaries of Non-teaching staff	17946059	7.76	7.24	14520800	7.67	7.41
Hostels	669071	0.29	0.27	585870	0.31	0.30
Libraries	288747	0.12	0.12	238806	0.13	0.12
Stipends Scholarship and other Financial Concessions	1043537	0.45	0.42	992437	0.52	0.51
Apparatus Chemical Consuable Store	562012	0.24	0.23	448176	0.24	0.23
Other Items	23377888	10.10	9.43	18921871	10.00	9.66
Total (Recurring)	231391835	100.00	93.38	189224250	100.00	96.58
Non - Recurring						
Libraries	233975	1.43	0.09	348603	5.20	0.18
Building	1801707	10.98	0.73	1147914	17.13	0.59
Other Item*	14371151	87.59	5.80	5204663	77.67	2.66
Total (Non-Recurring)	16406833	100.00	6.62	6701180	100.00	3.42
Grand Total (Recurring+Non-Recurring)	247798668		100.00	195925430		100.00

* Includes Middle, Primary and Pre-Primary Expenditure also.

PART II

**STATE WISE
STATISTICAL TABLES**

**TABLE - I - USEFUL COMPUTATIONS AT A GLANCE FOR THE
YEAR 1995-96**

Total estimated Population (in lakhs) 1995*	9166.35
Total Expenditure on education (School) Rs. In lakhs)	2477987
GNP 1995-96 (Rs. In lakhs)** at Current prices (base year 1993-94)	105978700
Percentage of expenditure on Educational Institutions (School) to GNP 1995-96	2.34
Cost Per Capita (by Population)	270.34
% age share of Salaries and allowances of Teaching and academic staff to total Expenditure	75.67
Average Cost Per Pupil by Type of Institutions(in Rupees)	
Primary/Junior Basic Schools	922.9
Middle/Senior Basic Schools	1136.5
High/Higher Secondary/Intermediate	1966.0

*Estimated on the basis of population of 1991&2001 Census

**National Accounts Statistics Back Series 2001

TABLE II - Item-Wise Recurring Income By Sources on Educational Institutions By Type
A - Boards of Intermediate and/or Secondary Education

(Rupee in Thousands)

State/union Territory	Centre/ State Govt.	UGC/ University	Local Bodies	Tution Fees	Hostel Fee/Other fees	Endowment & other	Total Rec.	% of Rec. from Govt. funds(central+state)to Recurring Income
1	2	3	4	5	6	7	8	9
Andhra Pradesh	84544	0	0	0	0	0	84544	100.00
Arunachal pradesh	0	0	0	0	0	0	0	0.00
Assam	0	0	0	0	68649	8886	77535	0.00
Bihar	90984	0	0	0	313038	1435	405457	22.44
Goa	0	0	0	0	0	0	0	0.00
Gujarat	0	0	0	0	103901	8356	112257	0.00
Haryana	0	0	0	0	137305	29001	166307	0.00
Himachal Pradesh	11508	0	0	0	90593	0	102101	11.27
Jammu & Kashmir	421	0	0	0	15534	0	15955	2.64
karnataka	20610	0	0	0	38012	0	58622	35.16
Kerala	61127	0	0	0	0	6715	67842	90.10
Madhya Pradesh	0	0	0	0	0	0	0	0.00
Maharastra	0	0	0	0	286979	87179	374158	0.00
Manipur	0	0	0	0	13708	3215	16924	0.00
Meghalaya	4717	0	0	0	6121	5951	16790	28.10
Mizoram	0	0	0	0	0	0	0	0.00
Nagaland	5977	0	0	0	0	0	5977	100.00
Orissa	0	0	0	0	0	0	0	0.00
Punjab	0	0	0	0	160646	206906	367552	0.00
Rajasthan	0	0	0	0	68633	25367	94000	0.00
sikkim	0	0	0	0	0	0	0	0.00
Tamil Nadu	0	0	0	0	0	0	0	0.00
Tripura	4200	0	0	0	3180	0	7380	56.91
Utter Pradesh	114930	0	0	0	96242	38132	249305	46.10
West Bengal	0	0	0	0	0	0	0	0.00
A & N Islands	0	0	0	0	0	0	0	0.00
Chandigarh	0	0	0	0	0	0	0	0.00
D & N Haveli	0	0	0	0	0	0	0	0.00
Daman & Diu	0	0	0	0	0	0	0	0.00
Delhi	0	0	0	0	0	0	0	0.00
Lakshadweep	0	0	0	0	0	0	0	0.00
Pondicherry	0	0	0	0	0	0	0	0.00
INDIA	399018	0	0	0	1402541	421144	2222703	17.95

**TABLE II - Item-Wise Recurring Income By Sources on Educational Institutions By Type
B - Intermediate/pre-Degree/jr. colleges**

(Rupee in Thousands)

State/union Territory	Centre/ State Govt.	UGC/ University	Local Bodies	Tuition Fees	Hostel Fee/Other fees	Endowment & other	Total Rec.	% of Rec. from Govt. funds (centre + state) to Recurring Income
1	2	3	4	5	6	7	8	9
Andhra Pradesh	1585552	0	0	923393	23511	187654	2720110	58.29
Arunachal pradesh	0	0	0	0	0	0	0	0.00
Assam	0	0	2894	2191	1171	2534	8790	0.00
Bihar	0	0	0	0	0	0	0	0.00
Goa	0	0	0	0	11471	0	11471	0.00
Gujarat	0	0	0	0	0	0	0	0.00
Haryana	0	0	0	0	0	0	0	0.00
Himachal Pradesh	0	0	0	0	0	0	0	0.00
Jammu & Kashmir	0	0	0	0	0	0	0	0.00
karnataka	0	0	0	0	0	0	0	0.00
Kerala	0	0	0	0	0	0	0	0.00
Madhya Pradesh	0	0	0	0	0	0	0	0.00
Maharashtra	0	0	0	0	0	0	0	0.00
Manipur	0	0	0	0	0	0	0	0.00
Meghalaya	0	0	0	0	0	0	0	0.00
Mizoram	0	0	0	0	0	0	0	0.00
Nagaland	0	0	0	0	0	0	0	0.00
Orissa	65950	15034	10424	1427	2327	3520	98682	66.83
Punjab	0	0	0	0	0	0	0	0.00
Rajasthan	0	0	0	0	0	0	0	0.00
sikkim	0	0	0	0	0	0	0	0.00
Tamil Nadu	0	0	0	0	0	0	0	0.00
Tripura	0	0	0	0	0	0	0	0.00
Utter Pradesh	0	0	0	0	0	0	0	0.00
West Bengal	0	0	0	0	0	0	0	0.00
A & N Islands	0	0	0	0	0	0	0	0.00
Chandigarh	0	0	0	0	0	0	0	0.00
D & N Haveli	0	0	0	0	0	0	0	0.00
Daman & Diu	0	0	0	0	0	0	0	0.00
Delhi	0	0	0	0	0	0	0	0.00
Lakshadweep	0	0	0	0	0	0	0	0.00
Pondichery	1582	0	0	9	17	0	1608	98.41
INDIA	1653084	15034	13317	927020	38497	193708	2840661	58.19

**TABLE II - Item-Wise Recurring Income By Sources on Educational Institutions By Type
C - Higher Secondary Schools(10+2 pattern)
(I) Higher Secondary Schools with Academic Streams**

(Rupee in Thousands)

State/Union Territory	Centre/ State Govt.	UGC/ University	Local Bodies	Tution Fees	Hostel Fee/Other fees	Endowment & other	Total Rec.	% of Rec. from Govt. funds(centra l+state)to Recurring Income
1	2	3	4	5	6	7	8	9
Andhra Pradesh	204805	0	0	119274	30374	24239	378692	54.08
Arunachal pradesh	108273	0	0	0	0	0	108273	100.00
Assam	801978	0	2041	2185	34022	3056	843282	95.10
Bihar	484622	0	0	5602	13033	3632	506889	95.61
Goa	33858	104	23	196	774	159	35115	96.42
Gujarat	2866095	0	33819	55922	29729	23436	3009000	95.25
Haryana	1171908	0	4555	92953	96071	57961	1423448	82.33
Himachal Pradesh	534014	0	18641	54697	13670	8848	629870	84.78
Jammu & Kashmir	448970	0	5977	163	3591	1172	459873	97.63
karnataka	1555225	0	27647	551389	17065	4932	2156258	72.13
Kerala	289105	0	162	119757	34762	22422	466208	62.01
Madhya Pradesh	2275056	0	0	109312	38804	34612	2457784	92.57
Maharashtra	4788452	0	568993	109511	116438	614330	6197725	77.26
Manipur	92144	0	0	1344	2208	288	95983	96.00
Meghalaya	26295	0	0	6180	2361	0	34836	75.48
Mizoram	0	0	0	0	0	0	0	0.00
Nagaland	3917	0	0	0	4	0	3921	99.90
Orissa	32618	7436	5155	706	1151	1741	48806	66.83
Punjab	977812	0	5249	144405	145251	71292	1344009	72.75
Rajasthan	1678402	0	2235	32241	25868	29821	1768566	94.90
sikkim	138290	0	0	0	0	0	138290	100.00
Tamil Nadu	0	0	0	0	0	0	0	0.00
Tripura	327642	0	0	128	1328	436	329534	99.43
Utter Pradesh	5708556	0	182654	302024	92603	65783	6351620	89.88
West Bengal	1033648	0	0	0	0	0	1033648	100.00
A & N Islands	77936	0	0	0	0	0	77936	100.00
Chandigarh	0	0	0	0	0	0	0	0.00
D & N Haveli	8922	0	0	0	0	0	8922	100.00
Daman & Diu	0	0	2895	156	57	3	3112	0.00
Delhi	2806490	0	0	1591202	434094	87302	4919088	57.05
Lakshadweep	9773	0	0	0	0	0	9773	100.00
Pondicherry	37498	0	0	25411	204	3107	66219	56.63
INDIA	28522303	7540	860046	3324758	1133462	1058571	34906680	81.71

TABLE II - Item-Wise Recurring Income By Sources on Educational Institutions By Type
C-Higher Secondary Schools(10+2 pattern)
(ii)Higher Secondary Schools with vocational streams

(Rupee in Thousands)

State/Union Territory	Centre/ State Govt.	UGC/ University	Local Bodies	Tuition Fees	Hostel Fee/Other fees	Endowment & other	Total Rec.	% of Rec. from Govt. funds(centre +state)to Recurring Income
1	2	3	4	5	6	7	8	9
Andhra Pradesh	0	0	0	0	0	0	0	0.00
Arunachal pradesh	0	0	0	0	0	0	0	0.00
Assam	0	0	0	0	0	0	0	0.00
Bihar	0	0	0	0	0	0	0	0.00
Goa	0	0	0	0	0	304	304	0.00
Gujarat	185120	0	0	2362	1008	3858	192348	96.24
Haryana	95726	0	0	1804	215	0	97745	97.93
Himachal Pradesh	0	0	0	0	0	0	0	0.00
Jammu & Kashmir	0	0	0	0	0	0	0	0.00
karnataka	0	0	0	0	0	0	0	0.00
Kerala	53923	0	0	0	2337	3628	59888	90.04
Madhya Pradesh	0	0	0	0	0	0	0	0.00
Maharashtra	0	0	0	0	0	0	0	0.00
Manipur	0	0	0	0	0	0	0	0.00
Meghalaya	0	0	0	0	0	0	0	0.00
Mizoram	0	0	0	0	0	0	0	0.00
Nagaland	0	0	0	0	0	0	0	0.00
Orissa	25256	5757	3992	547	891	1348	37791	66.83
Punjab	0	0	0	0	0	0	0	0.00
Rajasthan	0	0	0	0	0	0	0	0.00
sikkim	10282	0	0	0	0	0	10282	100.00
Tamil Nadu	0	0	0	0	0	0	0	0.00
Tripura	0	0	0	0	0	0	0	0.00
Utter Pradesh	0	0	0	0	0	0	0	0.00
West Bengal	0	0	0	0	0	0	0	0.00
A & N Islands	0	0	0	0	0	0	0	0.00
Chandigarh	0	0	0	0	0	0	0	0.00
D & N Haveli	0	0	0	0	0	0	0	0.00
Daman & Diu	0	0	0	0	0	0	0	0.00
Delhi	0	0	0	0	0	0	0	0.00
Lakshadweep	0	0	0	0	0	0	0	0.00
Pondicherry	1892	0	0	0	12	0	1904	99.37
INDIA	372198	5757	3992	4713	4462	9139	400261	92.99

TABLE II - Item-Wise Recurring Income By Sources on Educational Institutions By Type
C-Higher Secondary schools(10+2 pattern)
(iii)Higher Secondary Schools with Vocational and Academic streamsstream
(Rupee in Thousands)

State/Union Territory	Centre/ State Govt.	UGC/ University	Local Bodies	Tution Fees	Hostel Fee/Other fees	Endowment & other	Total Rec.	% of Rec. from Govt. funds(centra l+state)to Recurring Income
1	2	3	4	5	6	7	8	9
Andhra Pradesh	0	0	0	0	0	0	0	0.00
Arunachal pradesh	0	0	0	0	0	0	0	0.00
Assam	0	0	0	0	0	0	0	0.00
Bihar	0	0	0	0	0	0	0	0.00
Goa	70266	0	142	821	1003	0	72232	97.28
Gujarat	296157	0	0	3311	1364	7231	308063	96.14
Haryana	0	0	0	0	0	0	0	0.00
Himachal Pradesh	81632	0	0	974	1013	0	83619	97.62
Jammu & Kashmir	0	0	0	0	0	0	0	0.00
karnataka	0	0	0	0	0	0	0	0.00
Kerala	0	0	0	0	0	0	0	0.00
Madhya Pradesh	0	0	0	0	0	0	0	0.00
Maharashtra	0	0	0	0	0	0	0	0.00
Manipur	0	0	0	0	0	0	0	0.00
Meghalaya	0	0	0	0	0	0	0	0.00
Mizoram	0	0	0	0	0	0	0	0.00
Nagaland	0	0	0	0	0	0	0	0.00
Orissa	0	0	0	0	0	0	0	0.00
Punjab	651835	0	0	10657	15030	20887	698410	93.33
Rajasthan	314097	0	0	6034	4841	5581	330553	95.02
sikkim	0	0	0	0	0	0	0	0.00
Tamil Nadu	4110687	0	52980	989506	86365	23163	5262701	78.11
Tripura	0	0	0	0	0	0	0	0.00
Utter Pradesh	0	0	0	0	0	0	0	0.00
West Bengal	0	0	0	0	0	0	0	0.00
A & N Islands	2100	0	0	0	0	0	2100	100.00
Chandigarh	102765	0	0	2322	120	15505	120712	85.13
D & N Haveli	0	0	0	0	0	0	0	0.00
Daman & Diu	0	0	0	0	0	0	0	0.00
Delhi	0	0	0	0	0	0	0	0.00
Lakshadweep	0	0	0	0	0	0	0	0.00
Pondicherry	50749	0	0	970	232	10	51962	97.67
INDIA	5680289	0	53122	1014596	109968	72377	6930352	81.96

**TABLE II - Item-Wise Recurring Income By Sources on Educational Institutions By Type
Total C-(i to iii) (10+2 pattern)**

(Rupee in Thousands)

State/Union Territory	Centre/ State Govt.	UGC/ University	Local Bodies	Tuition Fees	Hostel Fee/Other fees	Endowment & other	Total Rec.	% of Rec. from Govt. funds (central+state) to Recurring Income
1	2	3	4	5	6	7	8	9
Andhra Pradesh	204805	0	0	119274	30374	24239	378692	54.08
Arunachal pradesh	108273	0	0	0	0	0	108273	100.00
Assam	801978	0	2041	2185	34022	3056	843282	95.10
Bihar	484622	0	0	5602	13033	3632	506889	95.61
Goa	104125	104	166	1017	1777	463	107651	96.72
Gujarat	3347372	0	33819	61595	32101	34525	3509412	95.38
Haryana	1267634	0	4555	94757	96285	57961	1521192	83.33
Himachal Pradesh	615646	0	18641	55671	14683	8848	713489	86.29
Jammu & Kashmir	448970	0	5977	163	3591	1172	459873	97.63
karnataka	1555225	0	27647	551389	17065	4932	2156258	72.13
Kerala	343028	0	162	119757	37098	26051	526096	65.20
Madhya Pradesh	2275056	0	0	109312	38804	34612	2457784	92.57
Maharastra	4788452	0	568993	109511	116438	614330	6197725	77.26
Manipur	92144	0	0	1344	2208	288	95983	96.00
Meghalaya	26295	0	0	6180	2361	0	34836	75.48
Mizoram	0	0	0	0	0	0	0	0.00
Nagaland	3917	0	0	0	4	0	3921	99.90
Orissa	57874	13193	9147	1252	2042	3089	86597	66.83
Punjab	1629647	0	5249	155063	160282	92179	2042419	79.79
Rajasthan	1992499	0	2235	38274	30709	35402	2099119	94.92
sikkim	148572	0	0	0	0	0	148572	100.00
Tamil Nadu	4110687	0	52980	989506	86365	23163	5262701	78.11
Tripura	327642	0	0	128	1328	436	329534	99.43
Utter Pradesh	5708556	0	182654	302024	92603	65783	6351620	89.88
West Bengal	1033648	0	0	0	0	0	1033648	100.00
A & N Islands	80036	0	0	0	0	0	80036	100.00
Chandigarh	102765	0	0	2322	120	15505	120712	85.13
D & N Haveli	8922	0	0	0	0	0	8922	100.00
Daman & Diu	0	0	2895	156	57	3	3112	0.00
Delhi	2806490	0	0	1591202	434094	87302	4919088	57.05
Lakshadweep	9773	0	0	0	0	0	9773	100.00
Pondicherry	90139	0	0	26381	448	3116	120084	75.06
INDIA	34574790	13297	917160	4344067	1247892	1140086	42237293	81.86

TABLE II - Item-Wise Recurring Income By Sources on Educational Institutions By Type
D - High/post Basic Schools

(Rupee in Thousands)

State/Union Territory	Centre/ State Govt.	UGC/ University	Local Bodies	Tuition Fees	Hostel Fee/Other fees	Endowment & other	Total Rec.	% of Rec. from Govt. funds (central+state) to Recurring Income
1	2	3	4	5	6	7	8	9
Andhra Pradesh	5320418	0	0	502894	56048	122616	6001977	88.64
Arunachal pradesh	101925	0	0	0	0	0	101925	100.00
Assam	1098018	0	4321	3012	9372	15594	1130316	97.14
Bihar	3364556	777	956	13230	59440	13404	3452363	97.46
Goa	420694	317	1040	3273	3174	706	429204	98.02
Gujarat	1952310	0	19923	14550	26227	37663	2050673	95.20
Haryana	2361073	0	740	32420	74091	46223	2514547	93.90
Himachal Pradesh	663132	0	3436	42466	40235	9285	758555	87.42
Jammu & Kashmir	699813	0	9944	536	5017	3329	718639	97.38
karnataka	1162681	0	8706	650333	92694	24289	1938703	59.97
Kerala	5718797	0	1065	124610	69089	36379	5949939	96.12
Madhya Pradesh	1089914	0	0	9711	29255	21202	1150081	94.77
Maharastra	5766515	0	1138498	324531	124019	1054422	8407985	68.58
Manipur	282340	0	0	4958	2917	1458	291674	96.80
Meghalaya	190251	0	0	12736	3581	4101	210668	90.31
Mizoram	106534	0	0	0	1155	0	107689	98.93
Nagaland	111433	0	0	7574	109	0	119116	93.55
Orissa	1658401	0	0	0	2043	0	1660444	99.88
Punjab	1795014	0	9366	88679	47509	100529	2041097	87.94
Rajasthan	3152680	0	388	10302	36897	34218	3234485	97.47
sikkim	215988	0	0	0	0	0	215988	100.00
Tamil Nadu	2218379	0	3439	17994	10953	8061	2258826	98.21
Tripura	302785	0	0	118	870	563	304336	99.49
Utter Pradesh	1574481	0	35780	77414	51663	39229	1778568	88.53
West Bengal	7208644	0	0	0	0	0	7208644	100.00
A & N Islands	35540	0	0	0	0	0	35540	100.00
Chandigarh	70242	0	0	666	209	2978	74095	94.80
D & N Haveli	2960	0	0	0	0	0	2960	100.00
Daman & Diu	2139	0	4374	483	0	0	6996	30.57
Delhi	394582	0	4834	159728	36352	56	595551	66.25
Lakshadweep	25068	0	0	0	0	0	25068	100.00
Pondicherry	79737	0	41	13034	472	5745	99028	80.52
INDIA	49147043	1094	1246852	2115253	783389	1582051	54875681	89.56

TABLE II - Item-Wise Recurring Income By Sources on Educational Institutions By Type
E - Middle/senior Basic Schools

(Rupee in Thousands)

State/Union Territory	Centre/ State Govt.	UGC/ University \$	Local Bodies	Tution Fees\$	Hostel Fee/Other fees\$	Endowment & other	Total Rec.	% of Rec. from Govt. funds(centra l+state)to Recurring Income
1	2	3	4	5	6	7	8	9
Andhra Pradesh	2665800		0			137173	2802973	95.11
Arunachal pradesh	149338		0			0	149338	100.00
Assam	1757594		525			117608	1875727	93.70
Bihar	6564846		13547			12388	6590781	99.61
Goa	19357		265			149	19771	97.91
Gujarat	6250742		454791			418517	7124050	87.74
Haryana	499375		69			18570	518014	96.40
Himachal Pradesh	352047		5951			8726	366724	96.00
Jammu & Kashmir	706523		5835			9300	721657	97.90
karnataka	1274484		12127			23543	1310154	97.28
Kerala	2358870		425			17873	2377167	99.23
Madhya Pradesh	2368942		0			166000	2534942	93.45
Maharashtra	4339260		3516762			343914	8199936	52.92
Manipur	332908		0			8186	341095	97.60
Meghalaya	95562		0			21392	116954	81.71
Mizoram	226577		0			746	227323	99.67
Nagaland	195170		0			3842	199012	98.07
Orissa	130618		0			365	130983	99.72
Punjab	521738		479			31349	553565	94.25
Rajasthan	1771535		0			521	1772056	99.97
sikkim	106800		0			0	106800	100.00
Tamil Nadu	3713640		30954			7981	3752576	98.96
Tripura	216933		0			90	217023	99.96
Utter Pradesh	3103457		178038			89129	3370624	92.07
West Bengal	948881		0			0	948881	100.00
A & N Islands	61552		0			0	61552	100.00
Chandigarh	7386		0			311	7697	95.96
D & N Haveli	22146		0			0	22146	100.00
Daman & Diu	11391		0			0	11391	100.00
Delhi	204278		0			1528351	1732629	11.79
Lakshadweep	12489		0			0	12489	100.00
Pondicherry	79836		190			9261	89286	89.42
INDIA	41070076	0	4219957	0	0	2975284	48265316	85.09

\$ NOT APPLICABLE

TABLE II - Item-Wise Recurring Income By Sources on Educational Institutions By Type
F - Primary/Junior Basic Schools

(Rupee in Thousands)

State/Union Territory	Centre/ State Govt.	UGC/ University	Local Bodies	Tuition Fees\$	Hostel Fee/Other fees\$	Endowment & other	Total Rec.	% of Rec. from Govt. funds(central+state)to Recurring Income
1	2	3	4	5	6	7	8	9
Andhra Pradesh	5388290		0			193052	5581341	47.76
Arunachal pradesh	200464		0			0	200464	74.50
Assam	2515358		38855			2041	2556254	68.76
Bihar	4629056		5887			1900	4636842	141.58
Goa	173421		0			479	173900	11.13
Gujarat	1148269		271131			56007	1475408	423.66
Haryana	944036		0			3026	947061	52.73
Himachal Pradesh	1198963		1941			7353	1208256	29.14
Jammu & Kashmir	770919		3125			15235	789279	89.52
karnataka	418945		33465			7574	459984	277.07
Kerala	2188625		1173			9855	2199652	107.24
Madhya Pradesh	6409379		0			75393	6484772	36.53
Maharashtra	3409419		2763170			270218	6442807	67.35
Manipur	253772		0			6507	260279	127.90
Meghalaya	312672		0			66085	378757	25.23
Mizoram	236131		0			1544	237675	95.33
Nagaland	350384		0			2498	352882	55.31
Orissa	349433		0			2068	351501	37.16
Punjab	2553866		4753			16379	2574999	20.26
Rajasthan	3656636		537075			8632	4202343	42.16
sikkim	139800		0			0	139800	76.39
Tamil Nadu	6699044		35374			30544	6764962	54.90
Tripura	205596		132785			65	338445	64.10
Utter Pradesh	10978632		586143			67323	11632098	26.68
West Bengal	6446173		0			0	6446173	14.72
A & N Islands	141970		0			0	141970	43.36
Chandigarh	6920		0			375	7295	101.25
D & N Haveli	12164		0			0	12164	182.05
Daman & Diu	16453		0			0	16453	69.23
Delhi	13413		1589727			52825	1655966	12.34
Lakshadweep	28741		0			0	28741	43.45
Pondicherry	76559		23			7835	84417	94.57
INDIA	61873502	0	6004628	0	0	904811	68782942	59.71

\$ NOT APPLICABLE

TABLE II - Item-Wise Recurring Income By Sources on Educational Institutions By Type
G - Pre-primary/pre-Basic Schools

(Rupee in Thousands)

State/Union Territory	Centre/ State Govt.	UGC/ University	Local Bodies	Tution Fees\$	Hostel Fee/Other fees\$	Endowment & other	Total Rec.	% of Rec. from Govt. funds(central+state)to Recurring Income
1	2	3	4	5	6	7	8	9
Andhra Pradesh	1210		0			223	1433	84.47
Arunachal pradesh	17966		0			0	17966	100.00
Assam	7031		58			7	7096	99.08
Bihar	133		0			0	133	100.00
Goa	0		0			0	0	0.00
Gujarat	26949		20311			12861	60121	44.82
Haryana	2128		0			13	2141	99.38
Himachal Pradesh	1752		0			0	1752	100.00
Jammu & Kashmir	0		0			0	0	0.00
karnataka	85282		0			0	85282	100.00
Kerala	4042		104			223	4369	92.51
Madhya Pradesh	5299		0			2883	8182	64.76
Maharastra	0		0			0	0	0.00
Manipur	287		0			12	299	96.00
Meghalaya	700		0			0	700	100.00
Mizoram	0		0			0	0	0.00
Nagaland	0		0			0	0	0.00
Orissa	0		0			0	0	0.00
Punjab	346		0			11	357	96.86
Rajasthan	8025		0			981	9006	89.11
sikkim	20800		0			0	20800	100.00
Tamil Nadu	6		0			3	9	71.14
Tripura	72257		3228			0	75484	95.72
Utter Pradesh	3425		1084			1124	5634	60.80
West Bengal	0		0			0	0	0.00
A & N Islands	1650		0			0	1650	100.00
Chandigarh	0		0			0	0	0.00
D & N Haveli	0		0			0	0	0.00
Daman & Diu	0		0			0	0	0.00
Delhi	0		29637			5645	35282	0.00
Lakshadweep	2897		0			0	2897	100.00
Pondicherry	3125		0			1370	4494	69.52
INDIA	265308	0	54422	0	0	25356	345086	76.88

\$ NOT APPLICABLE

TABLE II - Item-Wise Recurring Income By Sources on Educational Institutions By Type
Total of Elementary Education(E,F,G)

(Rupee in Thousands)

State/Union Territory	Centre/ State Govt.	UGC/ University	Local Bodies	Tuition Fees	Hostel Fee/Other fees	Endowment & other	Total Rec.	% of Rec. from Govt. funds(centre+state)to Recurring Income
1	2	3	4	5	6	7	8	9
Andhra Pradesh	8055300		0			330447	8385748	96.06
Arunachal pradesh	367768		0			0	367768	100.00
Assam	4279983		39433			119656	4439078	96.42
Bihar	11194035		19434			14288	11227756	99.70
Goa	192778		265			628	193671	99.54
Gujarat	7425960		746234			487385	8659578	85.75
Haryana	1445539		63			21609	1467216	98.52
Himachal Pradesh	1552762		7892			16079	1576732	98.48
Jammu & Kashmir	1477441		8953			24535	1510935	97.78
karnataka	1778711		45592			31117	1855420	95.87
Kerala	4551536		1702			27950	4581188	99.35
Madhya Pradesh	8783620		0			244276	9027896	97.29
Maharastra	7748679		6279932			614132	14642743	52.92
Manipur	586967		0			14705	601672	97.56
Meghalaya	408934		0			87477	496411	82.38
Mizoram	462708		0			2289	464997	99.51
Nagaland	545554		0			6340	551894	98.85
Orissa	480051		0			2433	482484	99.50
Punjab	3075950		5232			47739	3128921	98.31
Rajasthan	5436196		537075			10134	5983406	90.85
sikkim	267400		0			0	267400	100.00
Tamil Nadu	10412691		66329			38527	10517547	99.00
Tripura	494786		136012			154	630952	78.42
Utter Pradesh	14085514		765266			157576	15008356	93.85
West Bengal	7395054		0			0	7395054	100.00
A & N Islands	205172		0			0	205172	100.00
Chandigarh	14306		0			686	14992	95.43
D & N Haveli	34310		0			0	34310	100.00
Daman & Diu	27844		0			0	27844	100.00
Delhi	217691		1619364			1586822	3423877	6.36
Lakshadweep	44127		0			0	44127	100.00
Pondicherry	159520		213			18466	178198	89.52
INDIA	103208886	0	10279007	0	0	3905451	117393344	87.92

\$ NOT APPLICABLE

TABLE II - Item-Wise Recurring Income By Sources on Educational Institutions By Type
H- Institutions Imparting Instructions in Diploma/certificate
Courses of School Level(Below Matric Level)
(a)Agriculture & Forestry

(Rupee in Thousands)

State/Union Territory	Centre/ State Govt.	UGC/ University	Local Bodies	Tuition Fees	Hostel Fee/Other fees	Endowment & other	Total Rec.	% of Rec. from Govt. funds(centre+state)to Recurring Income
1	2	3	4	5	6	7	8	9
Andhra Pradesh	0	0	0	0	0	0	0	0.00
Arunachal pradesh	0	0	0	0	0	0	0	0.00
Assam	0	0	0	0	0	0	0	0.00
Bihar	0	0	0	0	0	0	0	0.00
Goa	0	0	0	0	0	0	0	0.00
Gujarat	0	0	0	0	0	0	0	0.00
Haryana	0	0	0	0	0	0	0	0.00
Himachal Pradesh	0	0	0	0	0	0	0	0.00
Jammu & Kashmir	0	0	0	0	0	0	0	0.00
karnataka	0	0	0	0	0	0	0	0.00
Kerala	0	0	0	0	0	0	0	0.00
Madhya Pradesh	0	0	0	0	0	0	0	0.00
Maharastra	33312	0	0	2346	1672	6471	43800	76.05
Manipur	0	0	0	0	0	0	0	0.00
Meghalaya	0	0	0	0	0	0	0	0.00
Mizoram	0	0	0	0	0	0	0	0.00
Nagaland	0	0	0	0	0	0	0	0.00
Orissa	0	0	0	0	0	0	0	0.00
Punjab	0	0	0	0	0	0	0	0.00
Rajasthan	385	0	0	0	0	61	446	86.35
sikkim	0	0	0	0	0	0	0	0.00
Tamil Nadu	0	0	0	0	0	0	0	0.00
Tripura	0	0	0	0	0	0	0	0.00
Utter Pradesh	0	0	0	0	0	0	0	0.00
West Bengal	0	0	0	0	0	0	0	0.00
A & N Islands	0	0	0	0	0	0	0	0.00
Chandigarh	0	0	0	0	0	0	0	0.00
D & N Haveli	0	0	0	0	0	0	0	0.00
Daman & Diu	0	0	0	0	0	0	0	0.00
Delhi	0	0	0	0	0	0	0	0.00
Lakshadweep	0	0	0	0	0	0	0	0.00
Pondicherry	0	0	0	0	0	0	0	0.00
INDIA	33697	0	0	2346	1672	6532	44246	76.16

TABLE II - Item-Wise Recurring Income By Sources on Educational Institutions By Type
H - Institutions Imparting Instructions in Diploma/certificate
Courses of School Level(Below Matric Level)
(b)Medicine(Nursing & Midwifery)

(Rupee in Thousands)

State/Union Territory	Centre/ State Govt.	UGC/ University	Local Bodies	Tution Fees	Hostel Fee/Other fees	Endowment & other	Total Rec.	% of Rec. from Govt. funds(centra l+state)to Recurring Income
1	2	3	4	5	6	7	8	9
Andhra Pradesh	0	0	0	0	0	0	0	0.00
Arunachal pradesh	0	0	0	0	0	0	0	0.00
Assam	1471	0	0	0	0	0	1471	100.00
Bihar	0	0	0	0	0	0	0	0.00
Goa	0	0	0	0	0	0	0	0.00
Gujarat	0	0	0	0	0	0	0	0.00
Haryana	0	0	0	0	0	0	0	0.00
Himachal Pradesh	0	0	0	0	0	0	0	0.00
Jammu & Kashmir	0	0	0	0	0	0	0	0.00
karnataka	0	0	0	0	0	0	0	0.00
Kerala	0	0	0	0	0	0	0	0.00
Madhya Pradesh	6916	0	0	0	0	0	6916	100.00
Maharastra	0	0	0	0	0	0	0	0.00
Manipur	0	0	0	0	0	0	0	0.00
Meghalaya	0	0	0	0	0	0	0	0.00
Mizoram	0	0	0	0	0	0	0	0.00
Nagaland	0	0	0	0	0	0	0	0.00
Orissa	0	0	0	0	0	0	0	0.00
Punjab	0	0	0	0	0	0	0	0.00
Rajasthan	0	0	0	0	0	0	0	0.00
sikkim	0	0	0	0	0	0	0	0.00
Tamil Nadu	0	0	0	0	0	0	0	0.00
Tripura	0	0	0	0	0	0	0	0.00
Utter Pradesh	0	0	0	0	0	0	0	0.00
West Bengal	0	0	0	0	0	0	0	0.00
A & N Islands	0	0	0	0	0	0	0	0.00
Chandigarh	0	0	0	0	0	0	0	0.00
D & N Haveli	0	0	0	0	0	0	0	0.00
Daman & Diu	0	0	0	0	0	0	0	0.00
Delhi	0	0	0	0	0	0	0	0.00
Lakshadweep	0	0	0	0	0	0	0	0.00
Pondicherry	0	0	0	0	0	0	0	0.00
INDIA	8386	0	0	0	0	0	8386	100.00

TABLE II - Item-Wise Recurring Income By Sources on Educational Institutions By Type
H - Institutions Imparting Instructions in Diploma/certificate
Courses of School Level(Below Matric Level)
(c)Teacher Training

(Rupee in Thousands)

State/Union Territory	Centre/ State Govt.	UGC/ University	Local Bodies	Tuition Fees	Hostel Fee/Other fees	Endowment & other	Total Rec.	% of Rec. from Govt. funds(central+state)to Recurring Income
1	2	3	4	5	6	7	8	9
Andhra Pradesh	0	0	0	0	0	0	0	0.00
Arunachal Pradesh	0	0	0	0	0	0	0	0.00
Assam	0	0	0	0	0	0	0	0.00
Bihar	0	0	0	0	0	0	0	0.00
Goa	0	0	0	0	0	0	0	0.00
Gujarat	95270	0	0	1930	1243	568	99011	96.22
Haryana	0	0	0	0	0	0	0	0.00
Himachal Pradesh	11841	0	0	39	4	0	11884	99.64
Jammu & Kashmir	0	0	0	0	0	0	0	0.00
Karnataka	24931	0	0	802	8549	0	34282	72.72
Kerala	0	0	0	0	0	0	0	0.00
Madhya Pradesh	118232	0	0	0	0	0	118232	100.00
Maharashtra	0	0	0	0	0	0	0	0.00
Manipur	0	0	0	0	0	0	0	0.00
Meghalaya	7236	0	0	0	0	97	7333	98.68
Mizoram	12216	0	0	0	0	0	12216	100.00
Nagaland	3206	0	0	0	0	0	3206	100.00
Orissa	0	0	0	0	0	0	0	0.00
Punjab	28159	0	0	278	562	129	29127	96.68
Rajasthan	0	0	0	0	0	0	0	0.00
Sikkim	6360	0	0	0	0	0	6360	100.00
Tamil Nadu	298	0	0	0	0	0	298	100.00
Tripura	1034	0	0	0	0	0	1034	100.00
Uttar Pradesh	118228	0	94	242	364	362	119290	99.11
West Bengal	67933	0	0	0	0	0	67933	100.00
A & N Islands	0	0	0	0	0	0	0	0.00
Chandigarh	0	0	0	0	0	0	0	0.00
D & N Haveli	0	0	0	0	0	0	0	0.00
Daman & Diu	0	0	0	0	0	0	0	0.00
Delhi	0	0	0	0	0	0	0	0.00
Lakshadweep	0	0	0	0	0	0	0	0.00
Pondicherry	0	0	0	0	0	0	0	0.00
INDIA	494944	0	94	3291	10722	1156	510206	97.01

TABLE II - Item-Wise Recurring Income By Sources on Educational Institutions By Type
H- Institutions Imparting Instructions in Diploma/certificate
Courses of School Level(Below Matric Level)
(d)Industrial/Arts & Crafts

(Rupee in Thousands)

State/Union Territory	Centre/ State Govt.	UGC/ University	Local Bodies	Tution Fees	Hostel Fee/Other fees	Endowment & other	Total Rec.	% of Rec. from Govt. funds(centra l+state)to Recurring Income
1	2	3	4	5	6	7	8	9
Andhra Pradesh	0	0	0	0	0	0	0	0.00
Arunachal pradesh	0	0	0	0	0	0	0	0.00
Assam	2516	0	0	0	0	75	2591	97.10
Bihar	5912	0	0	20	4	434	6371	92.81
Goa	0	0	0	0	0	0	0	0.00
Gujarat	71844	0	0	2071	876	2399	77190	93.07
Haryana	0	0	0	0	0	0	0	0.00
Himachal Pradesh	36061	0	0	77	851	0	36989	97.49
Jammu & Kashmir	342	0	0	0	62	0	404	84.76
karnataka	0	0	0	0	0	0	0	0.00
Kerala	124284	0	57	10248	5213	7647	147449	84.29
Madhya Pradesh	19540	0	0	990	76	150	20756	94.14
Maharashtra	0	0	0	0	0	0	0	0.00
Manipur	3586	0	0	0	0	0	3586	100.00
Meghalaya	0	0	0	0	0	0	0	0.00
Mizoram	0	0	0	0	0	0	0	0.00
Nagaland	0	0	0	0	0	0	0	0.00
Orissa	0	0	0	0	0	0	0	0.00
Punjab	13471	0	350	608	261	978	15668	85.98
Rajasthan	0	0	0	0	0	0	0	0.00
sikkim	0	0	0	0	0	0	0	0.00
Tamil Nadu	146398	0	0	4328	8270	0	158996	92.08
Tripura	0	0	0	0	0	0	0	0.00
Utter Pradesh	9803	0	0	125	124	14	10066	97.38
West Bengal	0	0	0	0	0	0	0	0.00
A & N Islands	0	0	0	0	0	0	0	0.00
Chandigarh	0	0	0	0	0	0	0	0.00
D & N Haveli	0	0	0	0	0	0	0	0.00
Daman & Diu	0	0	0	0	0	0	0	0.00
Delhi	0	0	0	0	0	0	0	0.00
Lakshadweep	0	0	0	0	0	0	0	0.00
Pondicherry	15	0	0	47	37	31	131	11.60
INDIA	433774	0	407	18514	15774	11728	480197	90.33

TABLE II - Item-Wise Recurring Income By Sources on Educational Institutions By Type
H- Institutions Imparting Instructions in Diploma/certificate
Courses of School Level(Below Matric Level)
(e)Music & Fine Arts

(Rupee in Thousands)

State/Union Territory	Centre/ State Govt.	UGC/ University	Local Bodies	Tuition Fees	Hostel Fee/Other fees	Endowment & other	Total Rec.	% of Rec. from Govt. funds(centre+state)to Recurring Income
1	2	3	4	5	6	7	8	9
Andhra Pradesh	0	0	0	0	0	0	0	0.00
Arunachal pradesh	0	0	0	0	0	0	0	0.00
Assam	238	0	31	86	13	47	414	57.40
Bihar	0	0	0	0	0	0	0	0.00
Goa	135	0	0	511	22	3	671	20.10
Gujarat	1076	0	0	414	39	308	1837	58.55
Haryana	0	0	0	0	0	0	0	0.00
Himachal Pradesh	0	0	0	0	0	0	0	0.00
Jammu & Kashmir	0	0	0	0	0	0	0	0.00
karnataka	0	0	0	0	0	0	0	0.00
Kerala	11313	0	0	313	9	458	12093	93.55
Madhya Pradesh	1534	0	0	0	0	9	1542	99.45
Maharastra	0	0	0	0	0	0	0	0.00
Manipur	0	0	0	0	0	0	0	0.00
Meghalaya	0	0	0	0	0	0	0	0.00
Mizoram	0	0	0	0	0	0	0	0.00
Nagaland	0	0	0	0	0	0	0	0.00
Orissa	0	0	0	0	0	0	0	0.00
Punjab	0	0	0	0	0	0	0	0.00
Rajasthan	2720	0	0	100	116	775	3711	73.30
sikkim	0	0	0	0	0	0	0	0.00
Tamil Nadu	3183	0	0	11	20	0	3214	99.04
Tripura	0	0	0	0	0	0	0	0.00
Utter Pradesh	363	0	83	280	0	17	744	48.83
West Bengal	0	0	0	0	0	0	0	0.00
A & N Islands	0	0	0	0	0	0	0	0.00
Chandigarh	0	0	0	0	0	0	0	0.00
D & N Haveli	0	0	0	0	0	0	0	0.00
Daman & Diu	0	0	0	0	0	0	0	0.00
Delhi	0	0	0	0	0	0	0	0.00
Lakshadweep	0	0	0	0	0	0	0	0.00
Pondicherry	0	0	0	0	0	0	0	0.00
INDIA	20561	0	113	1716	218	1618	24226	84.87

TABLE II - Item-Wise Recurring Income By Sources on Educational Institutions By Type
H - Institutions Imparting Instructions in Diploma/certificate
Courses of School Level(Below Matric Level)
(f) For the Handicapped

(Rupee in Thousands)

State/Union Territory	Centre/ State Govt.	UGC/ University	Local Bodies	Tution Fees	Hostel Fee/Other fees	Endowment & other	Total Rec.	% of Rec. from Govt. funds(centra l+state)to Recurring Income
1	2	3	4	5	6	7	8	9
Andhra Pradesh	26972	0	0	12	2335	3474	32793	82.25
Arunachal pradesh	0	0	0	0	0	0	0	0.00
Assam	3922	0	0	0	0	540	4462	87.89
Bihar	4325	0	0	0	0	370	4695	92.12
Goa	0	0	0	0	0	0	0	0.00
Gujarat	69811	0	294	125	15	3914	74159	94.14
Haryana	0	0	0	0	0	0	0	0.00
Himachal Pradesh	2914	0	26	0	0	0	2940	99.11
Jammu & Kashmir	0	0	0	0	0	0	0	0.00
karnataka	0	0	0	0	0	0	0	0.00
Kerala	24306	0	946	15	1957	2168	29392	82.69
Madhya Pradesh	1826	0	9	0	9	332	2175	83.94
Maharastra	0	0	0	0	0	0	0	0.00
Manipur	2071	0	0	0	0	0	2071	100.00
Meghalaya	0	0	0	0	0	0	0	0.00
Mizoram	0	0	0	0	0	0	0	0.00
Nagaland	0	0	0	0	0	0	0	0.00
Orissa	0	0	0	0	0	0	0	0.00
Punjab	2235	0	171	75	34	2870	5385	41.50
Rajasthan	6342	0	0	0	197	830	7369	86.06
sikkim	0	0	0	0	0	0	0	0.00
Tamil Nadu	24063	0	0	0	0	0	24063	100.00
Tripura	3226	0	0	0	0	0	3226	100.00
Utter Pradesh	5420	0	0	31	26	82	5558	97.51
West Bengal	0	0	0	0	0	0	0	0.00
A & N Islands	0	0	0	0	0	0	0	0.00
Chandigarh	0	0	0	0	0	0	0	0.00
D & N Haveli	0	0	0	0	0	0	0	0.00
Daman & Diu	0	0	0	0	0	0	0	0.00
Delhi	0	0	0	0	0	0	0	0.00
Lakshadweep	0	0	0	0	0	0	0	0.00
Pondicherry	1991	0	0	0	0	0	1991	100.00
INDIA	179423	0	1445	257	4574	14581	200279	89.59

TABLE II - Item-Wise Recurring Income By Sources on Educational Institutions By Type
H- Institutions Imparting Instructions in Diploma/certificate
Courses of School Level(Below Matric Level)
(g) Reformatory / Certified

(Rupee in Thousands)

State/Union Territory	Centre/ State Govt.	UGC/ University	Local Bodies	Tution Fees	Hostel Fee/Other fees	Endowment & other	Total Rec.	% of Rec. from Govt. funds(centra l+state)to Recurring Income
1	2	3	4	5	6	7	8	9
Andhra Pradesh	9908	0	0	0	0	57	9966	99.42
Arunachal prafesh	0	0	0	0	0	0	0	0.00
Assam	260	0	0	0	0	0	260	100.00
Bihar	742	0	0	0	0	0	742	100.00
Goa	0	0	0	0	0	0	0	0.00
Gujarat	6956	0	0	0	0	0	6956	100.00
Haryana	0	0	0	0	0	0	0	0.00
Himachal Pradesh	0	0	0	0	0	0	0	0.00
Jammu & Kasimir	0	0	0	0	0	0	0	0.00
karnataka	0	0	0	0	0	0	0	0.00
Kerala	3746	0	0	0	0	318	4064	92.17
Madhya Pradesh	1880	0	0	0	5	2	1887	99.62
Maharastra	0	0	0	0	0	0	0	0.00
Manipur	0	0	0	0	0	0	0	0.00
Meghalaya	0	0	0	0	0	0	0	0.00
Mizoram	0	0	0	0	0	0	0	0.00
Nagaland	0	0	0	0	0	0	0	0.00
Orissa	0	0	0	0	0	0	0	0.00
Punjab	605	0	0	0	0	0	605	100.00
Rajasthan	0	0	0	0	0	0	0	0.00
sikkim	0	0	0	0	0	0	0	0.00
Tamil Nadu	10792	0	0	0	0	0	10792	100.00
Tripura	0	0	0	0	0	0	0	0.00
Utter Pradest	0	0	0	0	0	0	0	0.00
West Bengal	0	0	0	0	0	0	0	0.00
A & N Islands	0	0	0	0	0	0	0	0.00
Chandigarh	0	0	0	0	0	0	0	0.00
D & N Haveli	0	0	0	0	0	0	0	0.00
Daman & Diu	0	0	0	0	0	0	0	0.00
Delhi	0	0	0	0	0	0	0	0.00
Lakshadweep	0	0	0	0	0	0	0	0.00
Pondicherry	0	0	0	0	0	0	0	0.00
INDIA	34890	0	0	0	5	377	35273	98.91

TABLE II - Item-Wise Recurring Income By Sources on Educational Institutions By Type
H- Institutions Imparting Instructions In Diploma/certificate
Courses of School Level(Below Matric Level)
(h) Oriental Studies

(Rupee in Thousands)

State/Union Territory	Centre/ State Govt.	UGC/ University	Local Bodies	Tution Fees	Hostel Fee/Other fees	Endowment & other	Total Rec.	% of Rec. from Govt. funds(centra l+state)to Recurring Income
1	2	3	4	5	6	7	8	9
Andhra Pradesh	68136	0	0	325	413	3896	72771	93.63
Arunachal pradesh	0	0	0	0	0	0	0	0.00
Assam	6810	0	0	48	24	71	6954	97.93
Bihar	63498	0	139	8	158	1036	64838	97.93
Goa	0	0	0	0	0	0	0	0.00
Gujarat	6309	0	0	0	0	492	6801	92.76
Haryana	0	0	0	0	0	0	0	0.00
Himachal Pradesh	502	0	0	0	0	0	502	100.00
Jammu & Kashmir	0	0	0	0	0	0	0	0.00
karnataka	22931	0	0	81	305	0	23317	98.34
Kerala	0	0	0	0	0	0	0	0.00
Madhya Pradesh	5250	102	140	310	0	300	6102	86.03
Maharastra	1288	0	10	321	221	1371	3211	40.10
Manipur	78	0	0	0	0	12	90	86.53
Mizoram	0	0	0	0	0	0	0	0.00
Nagaland	0	0	0	0	0	0	0	0.00
Orissa	0	0	0	0	0	0	0	0.00
Punjab	0	0	0	0	0	0	0	0.00
Rajasthan	0	0	0	0	0	0	0	0.00
sikkim	0	0	0	0	0	0	0	0.00
Tamil Nadu	12677	0	0	0	0	0	12677	100.00
Tripura	2436	0	0	0	0	0	2436	100.00
Utter Pradesh	33833	0	2285	0	0	4043	40161	84.24
West Bengal	49203	0	0	0	0	0	49203	100.00
A & N Islands	0	0	0	0	0	0	0	0.00
Chandigarh	0	0	0	0	0	0	0	0.00
D & N Haveli	0	0	0	0	0	0	0	0.00
Daman & Diu	0	0	0	0	0	0	0	0.00
Delhi	0	0	0	0	0	0	0	0.00
Lakshadweep	0	0	0	0	0	0	0	0.00
Pondicherry	0	0	0	0	0	0	0	0.00
INDIA	272950	102	2574	1094	1121	11221	289063	94.43

TABLE II - Item-Wise Recurring Income By Sources on Educational Institutions By Type
H- Institutions imparting Instructions in Diploma/certificate
Courses of School Level(Below Matric Level)
(i) Social (Adult) Education

(Rupee in Thousands)

State/Union Territory	Centre/ State Govt.	UGC/ University	Local Bodies	Tution Fees	Hostel Fee/Other fees	Endowment & other	Total Rec.	% of Rec. from Govt. funds(centra l+state)to Recurring Income
1	2	3	4	5	6	7	8	9
Andhra Pradesh	0	0	0	0	0	0	0	0.00
Arunachal pradesh	8149	0	0	0	0	0	8149	100.00
Assam	6550	0	0	0	0	0	6550	100.00
Bihar	0	0	0	0	0	0	0	0.00
Goa	0	0	0	0	0	0	0	0.00
Gujarat	0	0	0	0	0	0	0	0.00
Haryana	0	0	0	0	0	0	0	0.00
Himachal Pradesh	7514	0	0	0	0	0	7514	100.00
Jammu & Kashmir	0	0	0	0	0	0	0	0.00
karnataka	0	0	0	0	0	0	0	0.00
Kerala	0	0	0	0	0	0	0	0.00
Madhya Pradesh	42473	0	0	0	0	0	42473	100.00
Maharashtra	93869	0	0	0	0	0	93869	100.00
Manipur	0	0	0	0	0	0	0	0.00
Meghalaya	0	0	0	0	0	0	0	0.00
Mizoram	10031	0	0	0	0	0	10031	100.00
Nagaland	8007	0	0	0	0	0	8007	100.00
Orissa	41427	0	0	0	0	28639	70066	59.13
Punjab	0	0	0	0	0	0	0	0.00
Rajasthan	10606	0	0	0	0	0	10606	100.00
sikkim	4300	0	0	0	0	0	4300	100.00
Tamil Nadu	22542	0	0	0	0	0	22542	100.00
Tripura	86122	0	0	0	0	0	86122	100.00
Utter Pradesh	5431	0	0	0	0	0	5431	100.00
West Bengal	0	0	0	0	0	0	0	0.00
A & N Islands	1201	0	0	0	0	0	1201	100.00
Chandigarh	0	0	0	0	0	0	0	0.00
D & N Haveli	0	0	0	0	0	0	0	0.00
Daman & Diu	0	0	0	0	0	0	0	0.00
Delhi	0	0	0	0	0	0	0	0.00
Lakshadweep	781	0	0	0	0	0	781	100.00
Pondicherry	911	0	0	0	0	0	911	100.00
INDIA	349915	0	0	0	0	28639	378554	92.43

TABLE II - Item-Wise Recurring Income By Sources on Educational Institutions By Type
H - Institutions Imparting Instructions in Diploma/certificate
Courses of School Level(Below Matric Level)
(j) Others

(Rupee in Thousands)

State/Union Territory	Centre/ State Govt.	UGC/ University	Local Bodies	Tution Fees	Hostel Fee/Other fees	Endowment & other	Total Rec.	% of Rec. from Govt. funds(centra l+state)to Recurring Income
1	2	3	4	5	6	7	8	9
Andhra Pradesh	0	0	0	0	0	0	0	0.00
Arunachal pradesh	0	0	0	0	0	0	0	0.00
Assam	2090	0	0	395	37	33	2554	81.83
Bihar	215	0	0	0	0	0	215	100.00
Goa	0	0	0	0	0	0	0	0.00
Gujarat	0	0	0	0	0	0	0	0.00
Haryana	0	0	0	0	0	0	0	0.00
Himachal Pradesh	1806	0	0	0	0	0	1806	100.00
Jammu & Kashmir	0	0	0	0	0	0	0	0.00
karnataka	0	0	0	0	0	0	0	0.00
Kerala	0	0	0	0	0	0	0	0.00
Madhya Pradesh	24196	0	0	0	0	0	24196	100.00
Maharashtra	20	0	5	8	1	59	94	21.70
Manipur	802	0	0	14	5	95	915	87.64
Meghalaya	0	0	0	0	0	0	0	0.00
Mizoram	0	0	0	0	0	0	0	0.00
Nagaland	20412	0	0	0	0	0	20412	100.00
Orissa	0	0	0	0	0	0	0	0.00
Punjab	0	0	0	0	0	0	0	0.00
Rajasthan	0	0	0	0	0	0	0	0.00
sikkim	8080	0	0	0	0	0	8080	100.00
Tamil Nadu	0	0	0	0	0	0	0	0.00
Tripura	0	0	0	0	0	0	0	0.00
Utter Pradesh	272836	0	0	0	0	0	272836	100.00
West Bengal	0	0	0	0	0	0	0	0.00
A & N Islands	0	0	0	0	0	0	0	0.00
Chandigarh	0	0	0	0	0	0	0	0.00
D & N Haveli	0	0	0	0	0	0	0	0.00
Daman & Diu	0	0	0	0	0	0	0	0.00
Delhi	0	0	0	0	0	0	0	0.00
Lakshadweep	0	0	0	0	0	0	0	0.00
Pondicherry	0	0	0	0	0	0	0	0.00
INDIA	330458	0	5	416	43	186	331108	99.80

**TABLE II - Item-Wise Recurring Income By Sources on Educational Institutions By Type
H- Institutions Imparting Instructions in Diploma/certificate
Courses of School Level(Below Matric Level)
Total (a to j)**

(Rupee in Thousands)

State/Union Territory	Centre/ State Govt.	UGC/ University	Local Bodies	Tution Fees	Hostel Fee/Other fees	Endowment & other	Total Rec.	% of Rec. from Govt. funds(central+state)to Recurring Income
1	2	3	4	5	6	7	8	9
Andhra Pradesh	105016	0	0	337	2748	7428	115529	90.90
Arunachal pradesh	8149	0	0	0	0	0	8149	100.00
Assam	23856	0	31	529	74	766	25256	94.46
Bihar	74692	0	139	28	162	1840	76861	97.18
Goa	135	0	0	511	22	3	671	20.10
Gujarat	251265	0	294	4540	2174	7682	265954	94.48
Haryana	0	0	0	0	0	0	0	0.00
Himachal Pradesh	60638	0	26	116	855	0	61635	98.38
Jammu & Kashmir	342	0	0	0	62	0	404	84.76
karnataka	47862	0	0	883	8854	0	57599	83.10
Kerala	163649	0	1003	10576	7180	10591	192999	84.79
Madhya Pradesh	221847	102	149	1300	90	793	224281	98.91
Maharashtra	128488	0	15	2675	1894	7901	140974	91.14
Manipur	6537	0	0	14	5	107	6662	98.12
Meghalaya	7236	0	0	0	0	97	7333	98.68
Mizoram	22247	0	0	0	0	0	22247	100.00
Nagaland	31625	0	0	0	0	0	31625	100.00
Orissa	41427	0	0	0	0	28639	70066	59.13
Punjab	44471	0	521	960	857	3977	50786	87.56
Rajasthan	20054	0	0	100	312	1666	22132	90.61
sikkim	18740	0	0	0	0	0	18740	100.00
Tamil Nadu	219953	0	0	4339	8290	0	232582	94.57
Tripura	92818	0	0	0	0	0	92818	100.00
Utter Pradesh	445914	0	2463	678	514	4518	454087	98.20
West Bengal	117136	0	0	0	0	0	117136	100.00
A & N Islands	1201	0	0	0	0	0	1201	100.00
Chandigarh	0	0	0	0	0	0	0	0.00
D & N Haveli	0	0	0	0	0	0	0	0.00
Daman & Diu	0	0	0	0	0	0	0	0.00
Delhi	0	0	0	0	0	0	0	0.00
Lakshadweep	781	0	0	0	0	0	781	100.00
Pondicherry	2918	0	0	47	37	31	3033	96.19
INDIA	2158996	102	4640	27633	34129	76039	2301540	93.81

TABLE II - Item-Wise Recurring Income By Sources on Educational Institutions By Type
I. Directorate and Inspectorate

(Rupee in Thousands)

State/Union Territory	Centre/ State Govt.	UGC/ University	Local Bodies	Tuition Fees	Hostel Fee/Other fees	Endowment & other	Total Rec.	% of Rec. from Govt. funds (centre+state) to Recurring Income
1	2	3	4	5	6	7	8	9
Andhra Pradesh	140525	0	0	0	0	0	140525	100.00
Arunachal pradesh	44834	0	0	0	0	0	44834	100.00
Assam	175365	0	0	0	0	325	175690	99.81
Bihar	747100	0	0	586	586	1405	749678	99.66
Goa	2230	0	0	0	0	0	2230	100.00
Gujarat	0	0	0	0	0	0	0	0.00
Haryana	96115	0	0	0	0	0	96115	100.00
Himachal Pradesh	92114	0	0	0	0	0	92114	100.00
Jammu & Kashmir	0	0	0	0	0	0	0	0.00
karnataka	75390	0	0	0	0	0	75390	100.00
Kerala	209170	0	0	0	0	0	209170	100.00
Madhya Pradesh	842672	0	0	0	0	0	842672	100.00
Maharashtra	172822	0	0	0	0	0	172822	100.00
Manipur	49460	0	0	0	0	0	49460	100.00
Meghalaya	33469	0	0	0	0	0	33469	100.00
Mizoram	27171	0	0	0	572	0	27742	97.94
Nagaland	39864	0	0	0	0	0	39864	100.00
Orissa	70957	0	0	0	0	0	70957	100.00
Punjab	216788	0	0	0	915	12908	230611	94.01
Rajasthan	384767	0	0	0	5581	0	390348	98.57
sikkim	26630	0	0	0	0	0	26630	100.00
Tamil Nadu	498410	0	0	0	0	0	498410	100.00
Tripura	112535	0	0	0	0	0	112535	100.00
Utter Pradesh	5004647	0	3599	0	0	7536	5015781	99.78
West Bengal	189835	0	0	0	0	0	189835	100.00
A & N Islands	11457	0	0	0	0	0	11457	100.00
Chandigarh	0	0	0	0	0	0	0	0.00
D & N Haveli	3943	0	0	0	0	0	3943	100.00
Daman & Diu	0	0	0	0	0	0	0	0.00
Delhi	0	0	12129	0	0	0	12129	0.00
Lakshadweep	1762	0	0	0	0	0	1762	100.00
Pondicherry	20465	0	0	0	0	0	20465	100.00
INDIA	9290495	0	15728	586	7654	22175	9336637	99.51

**TABLE II - item-Wise Recurring Income By Sources on Educational Institutions By Type
Grand Total - J(A to I)**

(Rupee in Thousands)

State/Union Territory	Centre/ State Govt.	UGC/ University	Local Bodies	Tuition Fees	Hostel Fee/Other fees	Endowment & other	Total Rec.	% of Rec. from Govt. funds(central+state)to Recurring Income
1	2	3	4	5	6	7	8	9
Andhra Pradesh	15496160	0	0	1545899	112682	672385	17827125	86.92
Arunachal pradesh	630948	0	0	0	0	0	630948	100.00
Assam	6379200	0	48725	7917	113288	150818	6699947	95.21
Bihar	15955989	777	20529	19446	386260	36003	16419004	97.18
Goa	719961	421	1470	4802	16444	1800	744899	96.65
Gujarat	12976907	0	800270	80685	164402	575611	14597873	88.90
Haryana	5170361	0	5363	127177	307681	154794	5765377	89.68
Himachal Pradesh	2995800	0	29995	98253	146366	34212	3304626	90.65
Jammu & Kashmir	2626987	0	24881	699	24204	29035	2705805	97.09
karnataka	4640479	0	81945	1202605	156625	60338	6141992	75.55
Kerala	11047307	0	3932	254943	113368	107685	11527234	95.84
Madhya Pradesh-	13213109	102	149	120324	68149	300882	13702714	96.43
Maharastra	18604956	0	7987438	436718	529330	2377964	29936406	62.15
Manipur	1017448	0	0	6316	18837	19774	1062375	95.77
Meghalaya	670903	0	0	18916	12063	97626	799508	83.91
Mizoram	618659	0	0	0	1727	2289	622675	99.36
Nagaland	738370	0	0	7574	113	6340	752397	98.14
Orissa	2374660	28227	19571	2679	6412	37680	2469230	96.17
Punjab	6761869	0	20368	244702	370208	464239	7861386	86.01
Rajasthan	10986196	0	539698	48676	142132	106787	11823489	92.92
sikkim	677330	0	0	0	0	0	677330	100.00
Tamil Nadu	17460120	0	122748	1011839	105608	69751	18770066	93.02
Tripura	1334765	0	136012	246	5378	1153	1477554	90.34
Utter Pradesh	26934042	0	989762	380117	241022	312775	28857718	93.33
West Bengal	15944317	0	0	0	0	0	15944317	100.00
A & N Islands	333406	0	0	0	0	0	333406	100.00
Chandigarh	187313	0	0	2989	328	19169	209798	89.28
D & N Haveli	50135	0	0	0	0	0	50135	100.00
Daman & Diu	29983	0	7269	639	57	3	37953	79.00
Delhi	3418762	0	1636328	1750930	470446	1674179	8950645	38.20
Lakshadweep	81511	0	0	0	0	0	81511	100.00
Pondicherry	354360	0	254	39471	974	27358	422417	83.89
INDIA	200432313	29527	12476704	7414559	3514103	7340652	231207859	86.69

TABLE III - INCOME (NON - RECURRING) By SOURCES AND TYPE OF INSTITUTIONS

A - Boards of Intermediate and/or Secondary Education

(Rupee in Thousands)

State/union Territory	Centre/ State Govt.	UGC/ University	Local Bodies	Other Sources	Total Non-Rec.	% of Rec. from Govt. funds (central + state) to total Non-Rec. Income
1	2	4	6	7	8	9
Andhra Pradesh	0	0	0	0	0	0.00
Arunachal pradesh	0	0	0	0	0	0.00
Assam	5271	0	0	1745	7015	75.13
Bihar	0	0	0	17983	17983	0.00
Goa	0	0	0	0	0	0.00
Gujarat	0	0	0	0	0	0.00
Haryana	0	0	0	0	0	0.00
Himachal Pradesh	7734	0	0	0	7734	100.00
Jammu & Kashmir	0	0	0	0	0	0.00
karnataka	0	0	0	0	0	0.00
Kerala	0	0	0	0	0	0.00
Madhya Pradesh	0	0	0	0	0	0.00
Maharashtra	0	0	0	0	0	0.00
Manipur	0	0	0	0	0	0.00
Meghalaya	0	0	0	0	0	0.00
Mizoram	0	0	0	0	0	0.00
Nagaland	0	0	0	2929	2929	0.00
Orissa	0	0	0	0	0	0.00
Punjab	0	0	0	0	0	0.00
Rajasthan	0	0	0	0	0	0.00
sikkim	0	0	0	0	0	0.00
Tamil Nadu	0	0	0	0	0	0.00
Tripura	0	0	0	0	0	0.00
Utter Pradesh	0	0	0	0	0	0.00
West Bengal	0	0	0	0	0	0.00
A & N Islands	0	0	0	0	0	0.00
Chandigarh	0	0	0	0	0	0.00
D & N Haveli	0	0	0	0	0	0.00
Daman & Diu	0	0	0	0	0	0.00
Delhi	0	0	0	0	0	0.00
Lakshadweep	0	0	0	0	0	0.00
Pondicherry	0	0	0	0	0	0.00
INDIA	13005	0	0	22656	35661	36.47

TABLE III - INCOME (NON - RECURRING) By SOURCES AND TYPE OF INSTITUTIONS
B -Intermediate/pre-Degree/Jr. Colleges

(Rupee in Thousands)

State/union Territory	Centre/ State Govt.	UGC/ University	Local Bodies	Other Sources	Total Non-Rec.	% of Rec. from Govt. funds (central+state) to total Non-Rec. Income
1	2	4	6	7	8	9
Andhra Pradesh	1494	0	0	64970	66464	2.25
Arunachal pradesh	0	0	0	0	0	0.00
Assam	1253	0	230	1213	2696	46.47
Bihar	0	0	0	0	0	0.00
Goa	0	0	0	0	0	0.00
Gujarat	0	0	0	0	0	0.00
Haryana	0	0	0	0	0	0.00
Himachal Pradesh	0	0	0	0	0	0.00
Jammu & Kashmir	0	0	0	0	0	0.00
karnataka	0	0	0	0	0	0.00
Kerala	0	0	0	0	0	0.00
Madhya Pradesh	0	0	0	0	0	0.00
Maharashtra	0	0	0	0	0	0.00
Manipur	0	0	0	0	0	0.00
Meghalaya	0	0	0	0	0	0.00
Mizoram	0	0	0	0	0	0.00
Nagaland	0	0	0	0	0	0.00
Orissa	3050	527	2866	15938	22381	13.63
Punjab	0	0	0	0	0	0.00
Rajasthan	0	0	0	0	0	0.00
sikkim	0	0	0	0	0	0.00
Tamil Nadu	0	0	0	0	0	0.00
Tripura	0	0	0	0	0	0.00
Utter Pradesh	0	0	0	0	0	0.00
West Bengal	0	0	0	0	0	0.00
A & N Islands	0	0	0	0	0	0.00
Chandigarh	0	0	0	0	0	0.00
D & N Haveli	0	0	0	0	0	0.00
Daman & Diu	0	0	0	0	0	0.00
Delhi	0	0	0	0	0	0.00
Lakshadweep	0	0	0	0	0	0.00
Pondicherry	0	0	0	0	0	0.00
INDIA	5797	527	3096	82121	91542	6.33

TABLE III - INCOME (NON - RECURRING) By SOURCES AND TYPE OF INSTITUTIONS
C-Higher Secondary Schools(10+2 pattern)
(I)Higher Secondary Schools with Academic Streams
(Rupee in Thousands)

State/union Territory	Centre/ State Govt.	UGC/ University	Local Bodies	Other Sources	Total Non-Rec.	% of Rec. from Govt. funds(central+state)to total Non-Rec. Income
1	2	4	6	7	8	9
Andhra Pradesh	193	0	0	8392	8585	2.25
Arunachal pradesh	12390	0	0	0	12390	100.00
Assam	12964	0	293	2915	16171	80.17
Bihar	1624	0	0	1225	2849	57.01
Goa	79	0	184	914	1177	6.68
Gujarat	78033	716	10163	61309	150220	51.95
Haryana	11991	0	331	4219	16541	72.49
Himachal Pradesh	18384	0	376	2260	21020	87.46
Jammu & Kashmir	17434	1620	0	526	19580	89.04
karnataka	4492	0	361	319	5172	86.85
Kerala	10527	0	0	36252	46779	22.50
Madhya Pradesh	7811	0	1612	6956	16379	47.69
Maharastra	63289	92	27830	344147	435358	14.54
Manipur	16176	0	0	762	16938	95.50
Meghalaya	825	0	0	0	825	100.00
Mizoram	0	0	0	0	0	0.00
Nagaland	0	0	0	1564	1564	0.00
Orissa	1509	261	1418	7883	11069	13.63
Punjab	16554	0	0	1167	17721	93.42
Rajasthan	22151	0	0	1402	23554	94.05
sikkim	13000	0	0	0	13000	100.00
Tamil Nadu	0	0	0	0	0	0.00
Tripura	27904	0	0	0	27904	100.00
Utter Pradesh	123375	0	7344	7694	138413	89.14
West Bengal	10180	0	0	0	10180	100.00
A & N islands	48418	0	0	0	48418	100.00
Chandigarh	0	0	0	0	0	0.00
D & N Haveli	10489	0	0	0	10489	100.00
Daman & Diu	0	0	0	0	0	0.00
Delhi	7187	0	0	5978	13165	54.59
Lakshadweep	8485	0	0	0	8485	100.00
Pondicherry	7787	0	0	2101	9888	78.75
INDIA	553250	2688	49912	497984	1103834	50.12

TABLE III - INCOME (NON - RECURRING) By SOURCES AND TYPE OF INSTITUTIONS
C-Higher Secondary Schools(10+2 pattern)
(ii)Higher Secondary Schools with vocational Streams
(Rupee in Thousands)

State/union Territory	Centre/ State Govt.	UGC/ University	Local Bodies	Other Sources	Total Non-Rec.	% of Rec. from Govt. funds(central+state) to total Non-Rec. Income
1	2	4	6	7	8	9
Andhra Pradesh	0	0	0	0	0	0.00
Arunachal Pradesh	0	0	0	0	0	0.00
Assam	0	0	0	0	0	0.00
Bihar	0	0	0	0	0	0.00
Goa	486	0	12	331	829	58.59
Gujarat	10815	0	58	14142	25015	43.24
Haryana	0	0	0	0	0	0.00
Himachal Pradesh	0	0	0	0	0	0.00
Jammu & Kashmir	0	0	0	0	0	0.00
Karnataka	0	0	0	0	0	0.00
Kerala	1630	0	0	3838	5468	29.80
Madhya Pradesh	0	0	0	0	0	0.00
Maharashtra	0	0	0	0	0	0.00
Manipur	0	0	0	0	0	0.00
Meghalaya	0	0	0	0	0	0.00
Mizoram	0	0	0	0	0	0.00
Nagaland	0	0	0	0	0	0.00
Orissa	1168	202	1098	6104	8571	13.63
Punjab	0	0	0	0	0	0.00
Rajasthan	0	0	0	0	0	0.00
Sikkim	9666	0	0	0	9666	100.00
Tamil Nadu	0	0	0	0	0	0.00
Tripura	0	0	0	0	0	0.00
Uttar Pradesh	0	0	0	0	0	0.00
West Bengal	0	0	0	0	0	0.00
A & N Islands	0	0	0	0	0	0.00
Chandigarh	0	0	0	0	0	0.00
D & N Haveli	0	0	0	0	0	0.00
Daman & Diu	0	0	0	0	0	0.00
Delhi	0	0	0	0	0	0.00
Lakshadweep	0	0	0	0	0	0.00
Pondicherry	81	0	0	0	81	100.00
INDIA	23845	202	1168	24415	49630	48.05

TABLE III - INCOME (NON - RECURRING) By SOURCES AND TYPE OF INSTITUTIONS
C-Higher Secondary Schools(10+2 pattern)
(iii) Higher Secondary Schools with vocational and Academic Streams
(Rupee in Thousands)

State/union Territory	Centre/ State Govt.	UGC/ University	Local Bodies	Other Sources	Total Non-Rec.	% of Rec. from Govt. funds(central+state) to total Non-Rec. Income
1	2	4	6	7	8	9
Andhra Pradesh	0	0	0	0	0	0.00
Arunachal Pradesh	0	0	0	0	0	0.00
Assam	0	0	0	0	0	0.00
Bihar	0	0	0	0	0	0.00
Goa	0	0	0	0	0	0.00
Gujarat	15142	0	120	15274	30536	49.59
Haryana	0	0	0	0	0	0.00
Himachal Pradesh	150	0	0	0	150	100.00
Jammu & Kashmir	0	0	0	0	0	0.00
Karnataka	0	0	0	0	0	0.00
Kerala	0	0	0	0	0	0.00
Madhya Pradesh	0	0	0	0	0	0.00
Maharashtra	0	0	0	0	0	0.00
Manipur	0	0	0	0	0	0.00
Meghalaya	0	0	0	0	0	0.00
Mizoram	0	0	0	0	0	0.00
Nagaland	0	0	0	0	0	0.00
Orissa	0	0	0	0	0	0.00
Punjab	4312	0	0	699	5012	86.04
Rajasthan	4145	0	0	262	4408	94.05
Sikkim	0	0	0	0	0	0.00
Tamil Nadu	49470	0	329	33557	83356	59.35
Tripura	0	0	0	0	0	0.00
Uttar Pradesh	0	0	0	0	0	0.00
West Bengal	0	0	0	0	0	0.00
A & N Islands	0	0	0	0	0	0.00
Chandigarh	0	0	0	6	6	0.00
D & N Haveli	0	0	0	0	0	0.00
Daman & Diu	0	0	0	0	0	0.00
Delhi	0	0	0	0	0	0.00
Lakshadweep	0	0	0	0	0	0.00
Pondicherry	9417	0	0	35	9452	99.63
INDIA	82636	0	449	49833	132919	62.17

TABLE III - INCOME (NON - RECURRING) By SOURCES AND TYPE OF INSTITUTIONS

Total C (I to III) (10+2 pattern)

(Rupee in Thousands)

State/union Territory	Centre/ State Govt.	UGC/ University	Local Bodies	Other Sources	Total Non-Rec.	% of Rec. from Govt. funds(central+state) to total Non-Rec. Income
1	2	4	6	7	8	9
Andhra Pradesh	193	0	0	8392	8585	2.25
Arunachal Pradesh	12390	0	0	0	12390	100.00
Assam	12964	0	293	2915	16171	80.17
Bihar	1624	0	0	1225	2849	57.01
Goa	564	0	197	1245	2006	28.13
Gujarat	103991	716	10341	90724	205771	50.54
Haryana	11991	0	331	4219	16541	72.49
Himachal Pradesh	18534	0	376	2260	21169	87.55
Jammu & Kashmir	17434	1620	0	526	19580	89.04
karnataka	4492	0	361	319	5172	86.85
Kerala	12157	0	0	40090	52247	23.27
Madhya Pradesh	7811	0	1612	6956	16379	47.69
Maharashtra	63289	92	27830	344147	435358	14.54
Manipur	16176	0	0	762	16938	95.50
Meghalaya	825	0	0	0	825	100.00
Mizoram	0	0	0	0	0	0.00
Nagaland	0	0	0	1564	1564	0.00
Orissa	2677	462	2515	13986	19640	13.63
Punjab	20866	0	0	1866	22732	91.79
Rajasthan	26297	0	0	1665	27962	94.05
sikkim	22666	0	0	0	22666	100.00
Tamil Nadu	49470	0	329	33557	83356	59.35
Tripura	27904	0	0	0	27904	100.00
Utter Pradesh	123375	0	7344	7694	138413	89.14
West Bengal	10180	0	0	0	10180	100.00
A & N Islands	48418	0	0	0	48418	100.00
Chandigarh	0	0	0	6	6	0.00
D & N Haveli	10489	0	0	0	10489	100.00
Daman & Diu	0	0	0	0	0	0.00
Delhi	7187	0	0	5978	13165	54.59
Lakshadweep	8485	0	0	0	8485	100.00
Pondicherry	17285	0	0	2136	19420	89.00
INDIA	659732	2890	51529	572231	1286382	51.29

TABLE III - INCOME (NON - RECURRING) By SOURCES AND TYPE OF INSTITUTIONS
D - High/post Basic Schools

(Rupee in Thousands)

State/union Territory	Centre/ State Govt.	UGC/ University	Local Bodies	Other Sources	Total Non-Rec.	% of Rec. from Govt. funds(central+state)to total Non-Rec. Income
1	2	4	6	7	8	9
Andhra Pradesh	13707	0	0	18593	32299	42.44
Arunachal pradesh	20217	0	0	0	20217	100.00
Assam	16882	0	1205	11844	29930	56.40
Bihar	2571	7721	384	2679	13355	19.25
Goa	2088	5	254	2617	4964	42.06
Gujarat	57419	171	4361	42639	104590	54.90
Haryana	9476	0	309	2280	12064	78.54
Himachal Pradesh	8851	0	758	7965	17575	50.36
Jammu & Kashmir	27375	0	0	311	27686	98.88
karnataka	7461	0	2176	1379	11016	67.73
Kerala	13362	0	651	47207	61420	22.08
Madhya Pradesh	2046	0	363	5858	8266	24.75
Maharastra	194417	0	47737	529775	771928	25.19
Manipur	17830	0	0	2114	19944	89.40
Meghalaya	12820	0	0	4286	17106	74.94
Mizoram	18028	0	0	61	18089	99.66
Nagaland	0	0	0	44500	44500	0.00
Orissa	547596	0	0	82430	630026	86.92
Punjab	18423	0	0	3008	21431	85.96
Rajasthan	50793	0	0	1044	51837	97.99
sikkim	20304	0	0	0	20304	100.00
Tamil Nadu	26687	0	220	4226	31133	85.72
Tripura	21555	0	0	0	21555	100.00
Utter Pradesh	25199	0	552	4652	30404	82.88
West Bengal	15003	0	0	0	15003	100.00
A & N Islands	32278	0	0	0	32278	100.00
Chandigarh	0	0	0	263	263	0.00
D & N Haveli	6993	0	0	0	6993	100.00
Daman & Diu	5	0	0	0	5	100.00
Delhi	1462	0	0	0	1462	100.00
Lakshadweep	1240	0	0	0	1240	100.00
Pondicherry	17913	0	0	2893	20806	86.10
INDIA	1210199	7897	58970	822623	2099689	57.64

TABLE III - INCOME (NON - RECURRING) By SOURCES AND TYPE OF INSTITUTIONS

E - Middle/senior Basic Schools

(Rupee in Thousands)

State/union Territory	Centre/ State Govt.	UGC/ University	Local Bodies	Other Sources	Total Non-Rec.	% of Rec. from Govt. funds(central+state) to total Non-Rec. Income
1	2	4	6	7	8	9
Andhra Pradesh	6262		0	5133	11395	54.96
Arunachal pradesh	59021		0	0	59021	100.00
Assam	30354		35	770	31158	97.42
Bihar	11089		281	1827	13197	84.03
Goa	178		0	0	178	100.00
Gujarat	457944		23223	15890	497056	92.13
Haryana	1915		52	294	2261	84.72
Himachal Pradesh	709		4	476	1189	59.65
Jammu & Kashmir	35638		0	641	36279	98.23
karnataka	60559		31244	293859	385662	15.70
Kerala	15140		421	5034	20596	73.51
Madhya Pradesh	8712		0	13302	22014	39.57
Maharastra	21458		12134	13577	47168	45.49
Manipur	24775		0	899	25674	96.50
Meghalaya	8954		0	2437	11391	78.61
Mizoram	3343		0	267	3611	92.60
Nagaland	0		0	31005	31005	0.00
Orissa	1055216		0	11378	1066594	98.93
Punjab	3595		50	1382	5028	71.51
Rajasthan	45047		0	2515	47562	94.71
sikkim	6000		0	0	6000	100.00
Tamil Nadu	0		0	0	0	0.00
Tripura	16985		0	0	16985	100.00
Utter Pradesh	44908		5991	9012	59912	74.96
West Bengal	0		0	0	0	0.00
A & N Islands	21046		0	0	21046	100.00
Chandigarh	0		0	0	0	0.00
D & N Haveli	5295		0	0	5295	100.00
Daman & Diu	0		0	0	0	0.00
Delhi	1733		0	51648	53380	3.25
Lakshadweep	1860		0	0	1860	100.00
Pondicherry	9629		0	582	10211	94.30
INDIA	1957366	0	73435	461926	2492727	78.52

TABLE III - INCOME (NON - RECURRING) By SOURCES AND TYPE OF INSTITUTIONS
F - Primary/Junior Basic Schools

(Rupee in Thousands)

State/union Territory	Centre/ State Govt.	UGC/ University	Local Bodies	Other Sources	Total Non-Rec.	% of Rec. from Govt. funds(central+state) to total Non-Rec. Income
1	2	4	6	7	8	9
Andhra Pradesh	36391		0	6745	43136	84.36
Arunachal pradesh	54024		0	0	54024	100.00
Assam	67303		1973	4634	73911	91.06
Bihar	45440		70	717	46228	98.30
Goa	279		15	126	420	66.41
Gujarat	12114		2986	3371	18471	65.59
Haryana	3068		11	4	3083	99.53
Himachal Pradesh	9528		20	851	10400	91.62
Jammu & Kashmir	58803		0	854	59657	98.57
karnataka	1009		44	32680	33733	2.99
Kerala	15426		1746	3457	20628	74.78
Madhya Pradesh	13998		0	3911	17909	78.16
Maharastra	16860		9534	10668	37061	45.49
Manipur	4765		0	547	5312	89.70
Meghalaya	25272		0	2400	27672	91.33
Mizoram	11805		0	1840	13645	86.52
Nagaland	0		0	22503	22503	0.00
Orissa	3387162		0	64589	3451751	98.13
Punjab	2949		0	1821	4769	61.83
Rajasthan	34932		0	9631	44563	78.39
sikkim	7600		0	0	7600	100.00
Tamil Nadu	0		0	0	0	0.00
Tripura	37092		2131	0	39223	94.57
Utter Pradesh	168533		10692	1910	181136	93.04
West Bengal	0		0	0	0	0.00
A & N Islands	53990		0	0	53990	100.00
Chandigarh	0		0	2	2	0.00
D & N Haveli	2908		0	0	2908	100.00
Daman & Diu	0		0	0	0	0.00
Delhi	0		241436	0	241436	0.00
Lakshadweep	0		0	0	0	0.00
Pondicherry	5471		0	1041	6512	84.02
INDIA	4076722	0	270659	174300	4521681	90.16

TABLE III - INCOME (NON - RECURRING) By SOURCES AND TYPE OF INSTITUTIONS
G - Pre-primary/pre-Basic Schools

(Rupee in Thousands)

State/union Territory	Centre/ State Govt.	UGC/ University	Local Bodies	Other Sources	Total Non-Rec.	% of Rec. from Govt. funds(central+state) to total Non-Rec. Income
1	2	4	6	7	8	9
Andhra Pradesh	0		0	0	0	0.00
Arunachal pradesh	68		0	0	68	100.00
Assam	257		0	0	257	100.00
Bihar	0		0	0	0	0.00
Goa	0		0	0	0	0.00
Gujarat	89		446	465	1000	8.89
Haryana	0		0	0	0	0.00
Himachal Pradesh	4		0	0	4	100.00
Jammu & Kashmir	0		0	0	0	0.00
karnataka	35371		0	0	35371	100.00
Kerala	0		21	57	77	0.00
Madhya Pradesh	0		0	0	0	0.00
Maharastra	0		0	0	0	0.00
Manipur	0		0	0	0	0.00
Meghalaya	0		0	0	0	0.00
Mizoram	0		0	0	0	0.00
Nagaland	0		0	0	0	0.00
Orissa	0		0	0	0	0.00
Punjab	0		0	0	0	0.00
Rajasthan	60		0	0	60	100.00
sikkim	0		0	0	0	0.00
Tamil Nadu	0		0	0	0	0.00
Tripura	3181		0	0	3181	100.00
Utter Pradesh	7		43	0	49	13.31
West Bengal	0		0	0	0	0.00
A & N Islands	1000		0	0	1000	100.00
Chandigarh	0		0	0	0	0.00
D & N Haveli	0		0	0	0	0.00
Daman & Diu	0		0	0	0	0.00
Delhi	0		0	0	0	0.00
Lakshadweep	0		0	0	0	0.00
Pondicherry	380		0	0	380	100.00
INDIA	40415	0	509	522	41446	97.51

TABLE III - INCOME (NON - RECURRING) By SOURCES AND TYPE OF INSTITUTIONS
Total of Elementary Education(E,F,G)

(Rupee in Thousands)

State/union Territory	Centre/ State Govt.	UGC/ University	Local Bodies	Other Sources	Total Non-Rec.	% of Rec. from Govt. funds(central+state)to total Non-Rec. Income
1	2	4	6	7	8	9
Andhra Pradesh	42653	0	0	11878	54531	78.22
Arunachal pradesh	113112	0	0	0	113112	100.00
Assam	97914	0	2008	5404	105326	92.96
Bihar	56529	0	351	2545	59425	95.13
Goa	457	0	15	126	598	76.41
Gujarat	470147	0	26655	19726	516527	91.02
Haryana	4983	0	63	298	5343	93.26
Himachal Pradesh	10241	0	24	1326	11592	88.35
Jammu & Kashmir	94441	0	0	1495	95936	98.44
karnataka	96939	0	31288	326539	454766	21.32
Kerala	30567	0	2188	8547	41302	74.01
Madhya Pradesh	22710	0	0	17213	39923	56.88
Maharastra	38317	0	21668	24245	84229	45.49
Manipur	29540	0	0	1446	30986	95.33
Meghalaya	34226	0	0	4837	39063	87.62
Mizoram	15148	0	0	2107	17256	87.79
Nagaland	0	0	0	53508	53508	0.00
Orissa	4442378	0	0	75967	4518345	98.32
Punjab	6544	0	50	3203	9797	66.80
Rajasthan	80039	0	0	12145	92185	86.82
sikkim	13600	0	0	0	13600	100.00
Tamil Nadu	0	0	0	0	0	0.00
Tripura	57258	0	2131	0	59389	96.41
Utter Pradesh	213448	0	16726	10923	241097	88.53
West Bengal	0	0	0	0	0	0.00
A & N Islands	76036	0	0	0	76036	100.00
Chandigarh	0	0	0	2	2	0.00
D & N Haveli	8203	0	0	0	8203	100.00
Daman & Diu	0	0	0	0	0	0.00
Delhi	1733	0	241436	51648	294816	0.59
Lakshadweep	1860	0	0	0	1860	100.00
Pondicherry	15480	0	0	1622	17102	90.51
INDIA	6074503	0	344603	636748	7055854	86.09

TABLE III - INCOME (NON - RECURRING) By SOURCES AND TYPE OF INSTITUTIONS
H- Institutions Imparting Instructions in Diploma/certificate
Courses of Schools Level(Below Matric Level
(a) Agriculture & Forestry

(Rupee in Thousands)

State/union Territory	Centre/ State Govt.	UGC/ University	Local Bodies	Other Sources	Total Non-Rec.	% of Rec. from Govt. funds(central+state)to total Non-Rec. Income
1	2	4	6	7	8	9
Andhra Pradesh	0	0	0	0	0	0.00
Arunachal pradesh	0	0	0	0	0	0.00
Assam	0	0	0	0	0	0.00
Bihar	0	0	0	0	0	0.00
Goa	0	0	0	0	0	0.00
Gujarat	0	0	0	0	0	0.00
Haryana	0	0	0	0	0	0.00
Himachal Pradesh	0	0	0	0	0	0.00
Jammu & Kashmir	0	0	0	0	0	0.00
karnataka	0	0	0	0	0	0.00
Kerala	0	0	0	0	0	0.00
Madhya Pradesh	0	0	0	0	0	0.00
Maharastra	0	0	0	1064	1064	0.00
Manipur	0	0	0	0	0	0.00
Meghalaya	0	0	0	0	0	0.00
Mizoram	0	0	0	0	0	0.00
Nagaland	0	0	0	0	0	0.00
Orissa	0	0	0	0	0	0.00
Punjab	0	0	0	0	0	0.00
Rajasthan	0	0	0	0	0	0.00
sikkim	0	0	0	0	0	0.00
Tamil Nadu	0	0	0	0	0	0.00
Tripura	0	0	0	0	0	0.00
Utter Pradesh	0	0	0	0	0	0.00
West Bengal	0	0	0	0	0	0.00
A & N Islands	0	0	0	0	0	0.00
Chandigarh	0	0	0	0	0	0.00
D & N Haveli	0	0	0	0	0	0.00
Daman & Diu	0	0	0	0	0	0.00
Delhi	0	0	0	0	0	0.00
Lakshadweep	0	0	0	0	0	0.00
Pondicherry	0	0	0	0	0	0.00
INDIA	0	0	0	1064	1064	0.00

TABLE III - INCOME (NON - RECURRING) By SOURCES AND TYPE OF INSTITUTIONS

H- Institutions Imparting Instructions in Diploma/certificate

Courses of School Level(Below Matric Level)

(b)Medicine(Nursing & Midwifery)

(Rupee in Thousands)

State/union Territory	Centre/ State Govt.	UGC/ University	Local Bodies	Other Sources	Total Non-Rec.	% of Rec. from Govt. funds(central+state)to total Non-Rec. Income
1	2	4	6	7	8	9
Andhra Pradesh	0	0	0	0	0	0.00
Arunachal pradesh	0	0	0	0	0	0.00
Assam	0	0	0	0	0	0.00
Bihar	0	0	0	0	0	0.00
Goa	0	0	0	0	0	0.00
Gujarat	0	0	0	0	0	0.00
Haryana	0	0	0	0	0	0.00
Himachal Pradesh	0	0	0	0	0	0.00
Jammu & Kashmir	0	0	0	0	0	0.00
karnataka	0	0	0	0	0	0.00
Kerala	0	0	0	0	0	0.00
Madhya Pradesh	219	0	0	0	219	100.00
Maharastra	0	0	0	0	0	0.00
Manipur	0	0	0	0	0	0.00
Meghalaya	0	0	0	0	0	0.00
Mizoram	0	0	0	0	0	0.00
Nagaland	0	0	0	0	0	0.00
Orissa	0	0	0	0	0	0.00
Punjab	0	0	0	0	0	0.00
Rajasthan	0	0	0	0	0	0.00
sikkim	0	0	0	0	0	0.00
Tamil Nadu	0	0	0	0	0	0.00
Tripura	0	0	0	0	0	0.00
Utter Pradesh	0	0	0	0	0	0.00
West Bengal	0	0	0	0	0	0.00
A & N Islands	0	0	0	0	0	0.00
Chandigarh	0	0	0	0	0	0.00
D & N Haveli	0	0	0	0	0	0.00
Daman & Diu	0	0	0	0	0	0.00
Delhi	0	0	0	0	0	0.00
Lakshadweep	0	0	0	0	0	0.00
Pondicherry	0	0	0	0	0	0.00
INDIA	219	0	0	0	219	100.00

TABLE III - INCOME (NON - RECURRING) By SOURCES AND TYPE OF INSTITUTIONS
H- Institutions Imparting Instructions in Diploma/certificate
Courses of School Level(Below Matric Level)
(c)Teacher Training

(Rupee in Thousands)

State/union Territory	Centre/ State Govt.	UGC/ University	Local Bodies	Other Sources	Total Non-Rec.	% of Rec. from Govt. funds(central+state)to total Non-Rec. Income
1	2	4	6	7	8	9
Andhra Pradesh	0	0	0	0	0	0.00
Arunachal pradesh	0	0	0	0	0	0.00
Assam	0	0	0	0	0	0.00
Bihar	0	0	0	0	0	0.00
Goa	0	0	0	0	0	0.00
Gujarat	4590	0	261	1699	6551	70.07
Haryana	0	0	0	0	0	0.00
Himachal Pradesh	188	0	0	0	188	100.00
Jammu & Kashmir	0	0	0	0	0	0.00
karnataka	0	0	0	207	207	0.00
Kerala	0	0	0	0	0	0.00
Madhya Pradesh	0	0	0	0	0	0.00
Maharastra	0	0	0	0	0	0.00
Manipur	0	0	0	0	0	0.00
Meghalaya	276	0	0	0	276	100.00
Mizoram	0	0	0	0	0	0.00
Nagaland	0	0	0	0	0	0.00
Orissa	0	0	0	0	0	0.00
Punjab	3	0	0	0	3	100.00
Rajasthan	0	0	0	0	0	0.00
sikkim	400	0	0	0	400	100.00
Tamil Nadu	0	0	0	0	0	0.00
Tripura	45	0	0	0	45	100.00
Utter Pradesh	1568	0	0	53	1621	96.72
West Bengal	0	0	0	0	0	0.00
A & N Islands	0	0	0	0	0	0.00
Chandigarh	0	0	0	0	0	0.00
D & N Haveli	0	0	0	0	0	0.00
Daman & Diu	0	0	0	0	0	0.00
Delhi	0	0	0	0	0	0.00
Lakshadweep	0	0	0	0	0	0.00
Pondicherry	0	0	0	0	0	0.00
INDIA	7071	0	261	1960	9292	76.10

TABLE III - INCOME (NON - RECURRING) By SOURCES AND TYPE OF INSTITUTIONS

H- Institutions Imparting Instructions in Diploma/certificate

Courses of School Level(Below Matric Level)

(d)Industrial/Arts & Crafts

(Rupee in Thousands)

State/union Territory	Centre/ State Govt.	UGC/ University	Local Bodies	Other Sources	Total Non-Rec.	% of Rec. from Govt. funds(central+state)to total Non-Rec. Income
1	2	4	6	7	8	9
Andhra Pradesh	0	0	0	0	0	0.00
Arunachal pradesh	0	0	0	0	0	0.00
Assam	7427	0	0	0	7427	100.00
Bihar	0	0	0	0	0	0.00
Goa	0	0	0	0	0	0.00
Gujarat	396	0	0	0	396	100.00
Haryana	0	0	0	0	0	0.00
Himachal Pradesh	1864	0	0	28	1891	98.54
Jammu & Kashmir	0	0	0	0	0	0.00
karnataka	0	0	0	0	0	0.00
Kerala	99	0	0	4219	4318	2.28
Madhya Pradesh	119	0	0	62	181	65.92
Maharastra	0	0	0	0	0	0.00
Manipur	268	0	0	0	268	100.00
Meghalaya	0	0	0	0	0	0.00
Mizoram	0	0	0	0	0	0.00
Nagaland	0	0	0	0	0	0.00
Orissa	0	0	0	0	0	0.00
Punjab	452	0	0	6	458	98.69
Rajasthan	0	0	0	0	0	0.00
sikkim	0	0	0	0	0	0.00
Tamil Nadu	0	0	0	0	0	0.00
Tripura	0	0	0	0	0	0.00
Utter Pradesh	564	0	0	0	564	100.00
West Bengal	0	0	0	0	0	0.00
A & N Islands	0	0	0	0	0	0.00
Chandigarh	0	0	0	0	0	0.00
D & N Haveli	0	0	0	0	0	0.00
Daman & Diu	0	0	0	0	0	0.00
Delhi	0	0	0	0	0	0.00
Lakshadweep	0	0	0	0	0	0.00
Pondicherry	0	0	0	0	0	0.00
INDIA	11188	0	0	4314	15503	72.17

TABLE III - INCOME (NON - RECURRING) By SOURCES AND TYPE OF INSTITUTIONS
H- Institutions Imparting Instructions in Diploma/certificate
Courses of School Level(Below Matric Level)
(e)Music & Fine Arts

(Rupee in Thousands)

State/union Territory	Centre/ State Govt.	UGC/ University	Local Bodies	Other Sources	Total Non-Rec.	% of Rec. from Govt. funds(central+state) to total Non-Rec. Income
1	2	4	6	7	8	9
Andhra Pradesh	0	0	0	0	0	0.00
Arunachal pradesh	0	0	0	0	0	0.00
Assam	14	0	0	41	55	25.50
Bihar	0	0	0	0	0	0.00
Goa	0	0	0	13	13	0.00
Gujarat	3	0	0	952	955	0.30
Haryana	0	0	0	0	0	0.00
Himachal Pradesh	0	0	0	0	0	0.00
Jammu & Kashmir	0	0	0	0	0	0.00
karnataka	0	0	0	0	0	0.00
Kerala	0	0	0	73	73	0.00
Madhya Pradesh	0	0	0	0	0	0.00
Maharastra	0	0	0	0	0	0.00
Manipur	0	0	0	0	0	0.00
Meghalaya	0	0	0	0	0	0.00
Mizoram	0	0	0	0	0	0.00
Nagaland	0	0	0	0	0	0.00
Orissa	0	0	0	0	0	0.00
Punjab	0	0	0	0	0	0.00
Rajasthan	0	0	0	0	0	0.00
sikkim	0	0	0	0	0	0.00
Tamil Nadu	0	0	0	0	0	0.00
Tripura	0	0	0	0	0	0.00
Utter Pradesh	2	0	14	0	16	12.22
West Bengal	0	0	0	0	0	0.00
A & N Islands	0	0	0	0	0	0.00
Chandigarh	0	0	0	0	0	0.00
D & N Haveli	0	0	0	0	0	0.00
Daman & Diu	0	0	0	0	0	0.00
Delhi	0	0	0	0	0	0.00
Lakshadweep	0	0	0	0	0	0.00
Pondicherry	0	0	0	0	0	0.00
INDIA	19	0	14	1078	1111	1.69

TABLE III - INCOME (NON - RECURRING) By SOURCES AND TYPE OF INSTITUTIONS

H- Institutions Imparting Instructions in Diploma/certificate

Courses of School Level(Below Matric Level)

(f)For the Handicapped

(Rupee in Thousands)

State/union Territory	Centre/ State Govt.	UGC/ University	Local Bodies	Other Sources	Total Non-Rec.	% of Rec. from Govt. funds(central+state) to total Non-Rec. Income
1	2	4	6	7	8	9
Andhra Pradesh	243	0	0	186	429	56.66
Arunachal pradesh	0	0	0	0	0	0.00
Assam	300	0	0	0	300	100.00
Bihar	0	0	0	0	0	0.00
Goa	0	0	0	0	0	0.00
Gujarat	2040	0	741	6680	9461	21.56
Haryana	0	0	0	0	0	0.00
Himachal Pradesh	34	0	0	0	34	100.00
Jammu & Kashmir	0	0	0	0	0	0.00
karnataka	0	0	0	0	0	0.00
Kerala	186	0	100	2115	2401	7.76
Madhya Pradesh	0	0	0	72	72	0.00
Maharastra	0	0	0	0	0	0.00
Manipur	514	0	0	0	514	100.00
Meghalaya	0	0	0	0	0	0.00
Mizoram	0	0	0	0	0	0.00
Nagaland	0	0	0	0	0	0.00
Orissa	0	0	0	0	0	0.00
Punjab	0	0	0	19	19	0.00
Rajasthan	21	0	0	167	188	11.09
sikkim	0	0	0	0	0	0.00
Tamil Nadu	0	0	0	0	0	0.00
Tripura	120	0	0	0	120	100.00
Utter Pradesh	11	0	10	0	20	51.68
West Bengal	0	0	0	0	0	0.00
A & N Islands	0	0	0	0	0	0.00
Chandigarh	0	0	0	0	0	0.00
D & N Haveli	0	0	0	0	0	0.00
Daman & Diu	0	0	0	0	0	0.00
Delhi	0	0	0	0	0	0.00
Lakshadweep	0	0	0	0	0	0.00
Pondicherry	0	0	0	0	0	0.00
INDIA	3468	0	851	9239	13558	25.58

TABLE III - INCOME (NON - RECURRING) By SOURCES AND TYPE OF INSTITUTIONS
H- Institutions Imparting Instructions in Diploma/certificate
Courses of School Level(Below Matric Level)
(g)Reformatory/Certified

(Rupee in Thousands)

State/union Territory	Centre/ State Govt.	UGC/ University	Local Bodies	Other Sources	Total Non-Rec.	% of Rec. from Govt. funds(central+state)to total Non-Rec. Income
1	2	4	6	7	8	9
Andhra Pradesh	0	0	0	0	0	0.00
Arunachal Pradesh	0	0	0	0	0	0.00
Assam	0	0	0	0	0	0.00
Bihar	0	0	0	0	0	0.00
Goa	0	0	0	0	0	0.00
Gujarat	0	0	0	0	0	0.00
Haryana	0	0	0	0	0	0.00
Himachal Pradesh	0	0	0	0	0	0.00
Jammu & Kashmir	0	0	0	0	0	0.00
Karnataka	0	0	0	0	0	0.00
Kerala	0	0	0	0	0	0.00
Madhya Pradesh	0	0	0	0	0	0.00
Maharashtra	0	0	0	0	0	0.00
Manipur	0	0	0	0	0	0.00
Meghalaya	0	0	0	0	0	0.00
Mizoram	0	0	0	0	0	0.00
Nagaland	0	0	0	0	0	0.00
Orissa	0	0	0	0	0	0.00
Punjab	0	0	0	0	0	0.00
Rajasthan	0	0	0	0	0	0.00
Sikkim	0	0	0	0	0	0.00
Tamil Nadu	0	0	0	0	0	0.00
Tripura	0	0	0	0	0	0.00
Uttar Pradesh	0	0	0	0	0	0.00
West Bengal	0	0	0	0	0	0.00
A & N Islands	0	0	0	0	0	0.00
Chandigarh	0	0	0	0	0	0.00
D & N Haveli	0	0	0	0	0	0.00
Daman & Diu	0	0	0	0	0	0.00
Delhi	0	0	0	0	0	0.00
Lakshadweep	0	0	0	0	0	0.00
Pondicherry	0	0	0	0	0	0.00
INDIA	0	0	0	0	0	0.00

TABLE III - INCOME (NON - RECURRING) By SOURCES AND TYPE OF INSTITUTIONS
H- Institutions Imparting Instructions in Diploma/certificate
Courses of School Level(Below Matric Level)
(h)Oriental Studies

(Rupee in Thousands)

State/union Territory	Centre/ State Govt.	UGC/ University	Local Bodies	Other Sources	Total Non-Rec.	% of Rec. from Govt. funds(central+state)to total Non-Rec. Income
1	2	4	6	7	8	9
Andhra Pradesh	9	0	0	60	69	13.41
Arunachal pradesh	0	0	0	0	0	0.00
Assam	196	0	0	32	228	85.94
Bihar	325	0	0	184	509	63.91
Goa	0	0	0	0	0	0.00
Gujarat	163	0	27	839	1029	15.84
Haryana	0	0	0	0	0	0.00
Himachal Pradesh	0	0	0	0	0	0.00
Jammu & Kashmir	0	0	0	0	0	0.00
karnataka	2154	0	0	49	2203	97.78
Kerala	0	0	0	0	0	0.00
Madhya Pradesh	10	0	0	0	10	100.00
Maharastra	0	0	0	16	16	0.00
Manipur	0	0	0	0	0	0.00
Meghalaya	0	0	0	0	0	0.00
Mizoram	0	0	0	0	0	0.00
Nagaland	0	0	0	0	0	0.00
Orissa	0	0	0	0	0	0.00
Punjab	0	0	0	0	0	0.00
Rajasthan	0	0	0	0	0	0.00
sikkim	0	0	0	0	0	0.00
Tamil Nadu	0	0	0	0	0	0.00
Tripura	0	0	0	0	0	0.00
Utter Pradesh	2320	0	422	260	3002	77.28
West Bengal	0	0	0	0	0	0.00
A & N Islands	0	0	0	0	0	0.00
Chandigarh	0	0	0	0	0	0.00
D & N Haveli	0	0	0	0	0	0.00
Daman & Diu	0	0	0	0	0	0.00
Delhi	0	0	0	0	0	0.00
Lakshadweep	0	0	0	0	0	0.00
Pondicherry	0	0	0	0	0	0.00
INDIA	5178	0	449	1440	7067	73.27

TABLE III - INCOME (NON - RECURRING) By SOURCES AND TYPE OF INSTITUTIONS
H- Institutions Imparting Instructions in Diploma/certificate
Courses of School Level(Below Matric Level)
(i) Social (Adults) Education

(Rupee in Thousands)

State/union Territory	Centre/ State Govt.	UGC/ University	Local Bodies	Other Sources	Total Non-Rec.	% of Rec. from Govt. funds(central+state)to total Non-Rec. Income
1	2	4	6	7	8	9
Andhra Pradesh	0	0	0	0	0	0.00
Arunachal pradesh	975	0	0	0	975	100.00
Assam	95	0	0	0	95	100.00
Bihar	0	0	0	0	0	0.00
Goa	0	0	0	0	0	0.00
Gujarat	0	0	0	0	0	0.00
Haryana	0	0	0	0	0	0.00
Himachal Pradesh	0	0	0	0	0	0.00
Jammu & Kashmir	0	0	0	0	0	0.00
karnataka	0	0	0	0	0	0.00
Kerala	0	0	0	0	0	0.00
Madhya Pradesh	0	0	0	0	0	0.00
Maharastra	0	0	0	0	0	0.00
Manipur	0	0	0	0	0	0.00
Meghalaya	0	0	0	0	0	0.00
Mizoram	0	0	0	0	0	0.00
Nagaland	0	0	0	0	0	0.00
Orissa	0	0	0	0	0	0.00
Punjab	0	0	0	0	0	0.00
Rajasthan	0	0	0	0	0	0.00
sikkim	0	0	0	0	0	0.00
Tamil Nadu	0	0	0	0	0	0.00
Tripura	337	0	0	0	337	100.00
Utter Pradesh	122206	0	0	0	122206	100.00
West Bengal	0	0	0	0	0	0.00
A & N Islands	0	0	0	0	0	0.00
Chandigarh	0	0	0	0	0	0.00
D & N Haveli	0	0	0	0	0	0.00
Daman & Diu	0	0	0	0	0	0.00
Delhi	0	0	0	0	0	0.00
Lakshadweep	0	0	0	0	0	0.00
Pondicherry	0	0	0	0	0	0.00
INDIA	123613	0	0	0	123613	100.00

TABLE III - INCOME (NON - RECURRING) By SOURCES AND TYPE OF INSTITUTIONS

(j) Others

H- Institutions Imparting Instructions in Diploma/certificate
School Level(Below Matric Level)

(Rupee in Thousands)

State/union Territory	Centre/ State Govt.	UGC/ University	Local Bodies	Other Sources	Total Non-Rec.	% of Rec. from Govt. funds (central + state) to total Non-Rec. Income
1	2	4	6	7	8	9
Andhra Pradesh	0	0	0	0	0	0.00
Arunachal Pradesh	0	0	0	0	0	0.00
Assam	554	0	0	46	599	92.38
Bihar	0	0	0	0	0	0.00
Goa	0	0	0	0	0	0.00
Gujarat	0	0	0	0	0	0.00
Haryana	0	0	0	0	0	0.00
Himachal Pradesh	0	0	0	0	0	0.00
Jammu & Kashmir	0	0	0	0	0	0.00
Karnataka	0	0	0	0	0	0.00
Kerala	0	0	0	0	0	0.00
Madhya Pradesh	0	0	0	0	0	0.00
Maharashtra	0	0	0	0	0	0.00
Manipur	96	0	0	77	172	55.39
Meghalaya	0	0	0	0	0	0.00
Mizoram	0	0	0	0	0	0.00
Nagaland	0	0	0	0	0	0.00
Orissa	0	0	0	0	0	0.00
Punjab	0	0	0	0	0	0.00
Rajasthan	0	0	0	0	0	0.00
Sikkim	3000	0	0	0	3000	100.00
Tamil Nadu	0	0	0	0	0	0.00
Tripura	0	0	0	0	0	0.00
Uttar Pradesh	465583	0	0	0	465583	100.00
West Bengal	0	0	0	0	0	0.00
A & N Islands	0	0	0	0	0	0.00
Chandigarh	0	0	0	0	0	0.00
D & N Haveli	0	0	0	0	0	0.00
Daman & Diu	0	0	0	0	0	0.00
Delhi	0	0	0	0	0	0.00
Lakshadweep	0	0	0	0	0	0.00
Pondicherry	0	0	0	0	0	0.00
INDIA	469232	0	0	123	469355	99.97

TABLE III - INCOME (NON - RECURRING) By SOURCES AND TYPE OF INSTITUTIONS

Total (a to j)

H- Institutions Imparting Instructions in Diploma/certificate
School Level(Below Matric Level)

(Rupee in Thousands)

State/union Territory	Centre/ State Govt.	UGC/ University	Local Bodies	Other Sources	Total Non-Rec.	% of Rec. from Govt. funds(central+state)to total Non-Rec. Income
1	2	4	6	7	8	9
Andhra Pradesh	252	0	0	245	498	50.69
Arunachal pradesh	975	0	0	0	975	100.00
Assam	8585	0	0	118	8704	98.64
Bihar	325	0	0	184	509	63.91
Goa	0	0	0	13	13	0.00
Gujarat	7192	0	1030	10170	18392	39.10
Haryana	0	0	0	0	0	0.00
Himachal Pradesh	2086	0	0	28	2113	98.70
Jammu & Kashmir	0	0	0	0	0	0.00
karnataka	2154	0	0	256	2410	89.38
Kerala	285	0	100	6407	6792	4.19
Madhya Pradesh	348	0	0	134	482	72.26
Maharastra	0	0	0	1081	1081	0.00
Manipur	878	0	0	77	955	91.94
Meghalaya	276	0	0	0	276	100.00
Mizoram	0	0	0	0	0	0.00
Nagaland	0	0	0	0	0	0.00
Orissa	0	0	0	0	0	0.00
Punjab	455	0	0	25	480	94.79
Rajasthan	21	0	0	167	188	11.09
sikkim	3400	0	0	0	3400	100.00
Tamil Nadu	0	0	0	0	0	0.00
Tripura	502	0	0	0	502	100.00
Utter Pradesh	592254	0	446	313	593013	99.87
West Bengal	0	0	0	0	0	0.00
A & N Islands	0	0	0	0	0	0.00
Chandigarh	0	0	0	0	0	0.00
D & N Haveli	0	0	0	0	0	0.00
Daman & Diu	0	0	0	0	0	0.00
Delhi	0	0	0	0	0	0.00
Lakshadweep	0	0	0	0	0	0.00
Pondicherry	0	0	0	0	0	0.00
INDIA	619988	0	1575	19218	640781	96.76

TABLE III - INCOME (NON - RECURRING) By SOURCES AND TYPE OF INSTITUTIONS

I. Directorate and Inspectorate

(Rupee in Thousands)

State/union Territory	Centre/ State Govt.	UGC/ University	Local Bodies	Other Sources	Total Non-Rec.	% of Rec. from Govt. funds(central+state) to total Non-Rec. Income
1	2	4	6	7	8	9
Andhra Pradesh	1000	0	0	0	1000	100.00
Arunachal pradesh	5171	0	0	0	5171	100.00
Assam	10948	0	0	435	11383	96.18
Bihar	18288	0	0	101389	119677	15.28
Goa	0	0	0	0	0	0.00
Gujarat	0	0	0	0	0	0.00
Haryana	31552	0	0	0	31552	100.00
Himachal Pradesh	0	0	0	0	0	0.00
Jammu & Kashmir	0	0	0	0	0	0.00
karnataka	0	0	0	0	0	0.00
Kerala	0	0	0	0	0	0.00
Madhya Pradesh	0	0	0	0	0	0.00
Maharastra	0	0	0	145931	145931	0.00
Manipur	18293	0	0	0	18293	100.00
Meghalaya	0	0	0	0	0	0.00
Mizoram	895	0	0	0	895	100.00
Nagaland	0	0	0	0	0	0.00
Orissa	84926	0	0	0	84926	100.00
Punjab	58	0	0	0	58	100.00
Rajasthan	3635	0	0	0	3635	100.00
sikkim	0	0	0	0	0	0.00
Tamil Nadu	0	0	0	0	0	0.00
Tripura	19073	0	0	0	19073	100.00
Utter Pradesh	2484500	0	597	758	2485855	99.95
West Bengal	0	0	0	0	0	0.00
A & N Islands	4645	0	0	0	4645	100.00
Chandigarh	0	0	0	0	0	0.00
D & N Haveli	589	0	0	0	589	100.00
Daman & Diu	0	0	0	0	0	0.00
Delhi	0	0	0	0	0	0.00
Lakshadweep	0	0	0	0	0	0.00
Pondicherry	1272	0	0	0	1272	100.00
INDIA	2684846	0	597	248512	2933956	91.51

TABLE III - INCOME (NON - RECURRING) By SOURCES AND TYPE OF INSTITUTIONS

Grand Total - J(A to I)

(Rupee in Thousands)

State/union Territory	Centre/ State Govt.	UGC/ University	Local Bodies	Other Sources	Total Non-Rec.	% of Rec. from Govt. funds(central+state) to total Non-Rec. Income
1	2	4	6	7	8	9
Andhra Pradesh	59299	0	0	104078	163377	36.30
Arunachal Pradesh	151865	0	0	0	151865	100.00
Assam	153817	0	3736	23673	181225	84.88
Bihar	79338	7721	735	126004	213798	37.11
Goa	3109	5	466	4001	7581	41.01
Gujarat	638748	887	42386	163259	845280	75.57
Haryana	58002	0	703	6796	65501	88.55
Himachal Pradesh	47446	0	1158	11578	60183	78.84
Jammu & Kashmir	139250	1620	0	2332	143202	97.24
Karnataka	111046	0	33825	328493	473364	23.46
Kerala	56570	0	2939	102252	161761	34.97
Madhya Pradesh	32914	0	1975	30160	65050	50.60
Maharashtra	296023	92	97234	1045178	1438527	20.58
Manipur	82716	0	0	4399	87115	94.95
Meghalaya	48147	0	0	9123	57270	84.07
Mizoram	34072	0	0	2168	36240	94.02
Nagaland	0	0	0	102501	102501	0.00
Orissa	5080627	989	5382	188321	5275319	96.31
Punjab	46346	0	50	8102	54498	85.04
Rajasthan	160785	0	0	15021	175806	91.46
Sikkim	59970	0	0	0	59970	100.00
Tamil Nadu	76157	0	549	37783	114489	66.52
Tripura	126291	0	2131	0	128423	98.34
Uttar Pradesh	3438776	0	25666	24340	3488782	98.57
West Bengal	25183	0	0	0	25183	100.00
A & N Islands	161377	0	0	0	161377	100.00
Chandigarh	0	0	0	270	270	0.00
D & N Haveli	26274	0	0	0	26274	100.00
Daman & Diu	5	0	0	0	5	100.00
Delhi	10382	0	241436	57626	309444	3.35
Lakshadweep	11585	0	0	0	11585	100.00
Pondicherry	51949	0	0	6651	58600	88.65
INDIA	11268070	11314	460371	2404110	14143865	79.67

TABLE IV - Total Income (Recurring & Non-Recurring) By Type of Institutions
A - Boards of Intermediate and/or Secondary Education
(Rupee in Thousands)

State/Union Territory	RECURRING	NON-REC.	TOTAL	% OF REC. INCOME (COL. 2) TO TOTAL INCOME (COL. 4)
1	2	3	4	5
Andhra Pradesh	84544	0	84544	100.00
Arunachal pradesh	0	0	0	0.00
Assam	77535	7015	84551	91.70
Bihar	405457	17983	423439	95.75
Goa	0	0	0	0.00
Gujarat	112257	0	112257	100.00
Haryana	166307	0	166307	100.00
Himachal Pradesh	102101	7734	109835	92.96
Jammu & Kashmir	15955	0	15955	100.00
karnataka	58622	0	58622	100.00
Kerala	67842	0	67842	100.00
Madhya Pradesh	0	0	0	0.00
Maharastra	374158	0	374158	100.00
Manipur	16924	0	16924	100.00
Meghalaya	16790	0	16790	100.00
Mizoram	0	0	0	0.00
Nagaland	5977	2929	8906	67.11
Orissa	0	0	0	0.00
Punjab	367552	0	367552	100.00
Rajasthan	94000	0	94000	100.00
sikkim	0	0	0	0.00
Tamil Nadu	0	0	0	0.00
Tripura	7380	0	7380	100.00
Utter Pradesh	249305	0	249305	100.00
West Bengal	0	0	0	0.00
A & N Islands	0	0	0	0.00
Chandigarh	0	0	0	0.00
D & N Haveli	0	0	0	0.00
Daman & Diu	0	0	0	0.00
Delhi	0	0	0	0.00
Lakshadweep	0	0	0	0.00
Pondicherry	0	0	0	0.00
INDIA	2222703	35661	2258364	98.42

TABLE IV - Total Income (Recurring & Non-Recurring) By Type of Institutions
B -Intermediate/pre-Degree/Jr. Colleges
(Rupee in Thousands)

State/Union Territory	RECURRING	NON-REC.	TOTAL	% OF REC. INCOME (COL. 2) TO TOTAL INCOME (COL. 4)
1	2	3	4	5
Andhra Pradesh	2720110	66464	2786575	97.61
Arunachal pradesh	0	0	0	0.00
Assam	8790	2696	11486	76.53
Bihar	0	0	0	0.00
Goa	11471	0	11471	100.00
Gujarat	0	0	0	0.00
Haryana	0	0	0	0.00
Himachal Pradesh	0	0	0	0.00
Jammu & Kashmir	0	0	0	0.00
karnataka	0	0	0	0.00
Kerala	0	0	0	0.00
Madhya Pradesh	0	0	0	0.00
Maharastra	0	0	0	0.00
Manipur	0	0	0	0.00
Meghalaya	0	0	0	0.00
Mizoram	0	0	0	0.00
Nagaland	0	0	0	0.00
Orissa	98682	22381	121063	81.51
Punjab	0	0	0	0.00
Rajasthan	0	0	0	0.00
sikkim	0	0	0	0.00
Tamil Nadu	0	0	0	0.00
Tripura	0	0	0	0.00
Utter Pradesh	0	0	0	0.00
West Bengal	0	0	0	0.00
A & N Islands	0	0	0	0.00
Chandigarh	0	0	0	0.00
D & N Haveli	0	0	0	0.00
Daman & Diu	0	0	0	0.00
Delhi	0	0	0	0.00
Lakshadweep	0	0	0	0.00
Pondicherry	1608	0	1608	100.00
INDIA	2840661	91542	2932202	96.88

TABLE IV - Total Income (Recurring & Non-Recurring) By Type of Institutions
C-Higher Secondary Schools(10+2 pattern)
(I)Higher Secondary Schools with Academic Streams
(Rupee in Thousands)

State/Union Territory	RECURRING	NON-REC.	TOTAL	% OF REC. INCOME (COL. 2) TO TOTAL INCOME (COL. 4)
1	2	3	4	5
Andhra Pradesh	378692	8585	387277	97.78
Arunachal pradesh	108273	12390	120663	89.73
Assam	843282	16171	859453	98.12
Bihar	506889	2849	509738	99.44
Goa	35115	1177	36292	96.76
Gujarat	3009000	150220	3159221	95.25
Haryana	1423448	16541	1439989	98.85
Himachal Pradesh	629870	21020	650889	96.77
Jammu & Kashmir	459873	19580	479452	95.92
karnataka	2156258	5172	2161430	99.76
Kerala	466208	46779	512987	90.88
Madhya Pradesh	2457784	16379	2474163	99.34
Maharastra	6197725	435358	6633083	93.44
Manipur	95983	16938	112921	85.00
Meghalaya	34836	825	35661	97.69
Mizoram	0	0	0	0.00
Nagaland	3921	1564	5485	71.48
Orissa	48806	11069	59875	81.51
Punjab	1344009	17721	1361730	98.70
Rajasthan	1768566	23554	1792120	98.69
sikkim	138290	13000	151290	91.41
Tamil Nadu	0	0	0	0.00
Tripura	329534	27904	357437	92.19
Utter Pradesh	6351620	138413	6490033	97.87
West Bengal	1033648	10180	1043828	99.02
A & N Islands	77936	48418	126354	61.68
Chandigarh	0	0	0	0.00
D & N Haveli	8922	10489	19411	45.96
Daman & Diu	3112	0	3112	100.00
Delhi	4919088	13165	4932253	99.73
Lakshadweep	9773	8485	18258	53.53
Pondicherry	66219	9888	76107	87.01
INDIA	34906680	1103834	36010514	96.93

TABLE IV - Total Income (Recurring & Non-Recurring) By Type of Institutions
C-Higher Secondary Schools(10+2 pattern)
(II)Higher Secondary Schools with Vocational Streams
(Rupee in Thousands)

State/Union Territory	RECURRING	NON-REC.	TOTAL	% OF REC. INCOME (COL. 2) TO TOTAL INCOME (COL. 4)
1	2	3	4	5
Andhra Pradesh	0	0	0	0.00
Arunachal pradesh	0	0	0	0.00
Assam	0	0	0	0.00
Bihar	0	0	0	0.00
Goa	304	829	1133	26.81
Gujarat	192348	25015	217363	88.49
Haryana	97745	0	97745	100.00
Himachal Pradesh	0	0	0	0.00
Jammu & Kashmir	0	0	0	0.00
karnataka	0	0	0	0.00
Kerala	59888	5468	65356	91.63
Madhya Pradesh	0	0	0	0.00
Maharastra	0	0	0	0.00
Manipur	0	0	0	0.00
Meghalaya	0	0	0	0.00
Mizoram	0	0	0	0.00
Nagaland	0	0	0	0.00
Orissa	37791	8571	46362	81.51
Punjab	0	0	0	0.00
Rajasthan	0	0	0	0.00
sikkim	10282	9666	19948	51.54
Tamil Nadu	0	0	0	0.00
Tripura	0	0	0	0.00
Utter Pradesh	0	0	0	0.00
West Bengal	0	0	0	0.00
A & N Islands	0	0	0	0.00
Chandigarh	0	0	0	0.00
D & N Haveli	0	0	0	0.00
Daman & Diu	0	0	0	0.00
Delhi	0	0	0	0.00
Lakshadweep	0	0	0	0.00
Pondicherry	1904	81	1984	95.94
INDIA	400261	49630	449891	88.97

**TABLE IV - Total Income (Recurring & Non-Recurring) By Type of Institutions
C-Higher Secondary Schools(10+2 pattern)
(III)Higher Secondary Schools with Vocational and Academic Streams
(Rupee in Thousands)**

State/Union Territory	RECURRING	NON-REC.	TOTAL	% OF REC. INCOME (COL. 2) TO TOTAL INCOME (COL. 4)
1	2	3	4	5
Andhra Pradesh	0	0	0	0.00
Arunachal pradesh	0	0	0	0.00
Assam	0	0	0	0.00
Bihar	0	0	0	0.00
Goa	72232	0	72232	100.00
Gujarat	308063	30536	338599	90.98
Haryana	0	0	0	0.00
Himachal Pradesh	83619	150	83769	99.82
Jammu & Kashmir	0	0	0	0.00
karnataka	0	0	0	0.00
Kerala	0	0	0	0.00
Madhya Pradesh	0	0	0	0.00
Maharastra	0	0	0	0.00
Manipur	0	0	0	0.00
Meghalaya	0	0	0	0.00
Mizoram	0	0	0	0.00
Nagaland	0	0	0	0.00
Orissa	0	0	0	0.00
Punjab	698410	5012	703422	99.29
Rajasthan	330553	4408	334961	98.68
sikkim	0	0	0	0.00
Tamil Nadu	5262701	83356	5346057	98.44
Tripura	0	0	0	0.00
Utter Pradesh	0	0	0	0.00
West Bengal	0	0	0	0.00
A & N Islands	2100	0	2100	100.00
Chandigarh	120712	6	120717	100.00
D & N Haveli	0	0	0	0.00
Daman & Diu	0	0	0	0.00
Delhi	0	0	0	0.00
Lakshadweep	0	0	0	0.00
Pondicherry	51962	9452	61414	84.61
INDIA	6930352	132919	7063271	98.12

**TABLE IV - Total Income (Recurring & Non-Recurring) By Type of Institutions
Total C (I to iii) (10+2 pattern)**

(Rupee in Thousands)

State/Union Territory	RECURRING	NON-REC.	TOTAL	% OF REC. INCOME (COL. 2) TO TOTAL INCOME (COL. 4)
1	2	3	4	5
Andhra Pradesh	378692	8585	387277	97.78
Arunachal pradesh	108273	12390	120663	89.73
Assam	843282	16171	859453	98.12
Bihar	506889	2849	509738	99.44
Goa	107651	2006	109657	98.17
Gujarat	3509412	205771	3715183	94.46
Haryana	1521192	16541	1537733	98.92
Himachal Pradesh	713489	21169	734658	97.12
Jammu & Kashmir	459873	19580	479452	95.92
karnataka	2156258	5172	2161430	99.76
Kerala	526096	52247	578343	90.97
Madhya Pradesh	2457784	16379	2474163	99.34
Maharashtra	6197725	435358	6633083	93.44
Manipur	95983	16938	112921	85.00
Meghalaya	34836	825	35661	97.69
Mizoram	0	0	0	0.00
Nagaland	3921	1564	5485	71.48
Orissa	86597	19640	106237	81.51
Punjab	2042419	22732	2065152	98.90
Rajasthan	2099119	27962	2127081	98.69
sikkim	148572	22666	171238	86.76
Tamil Nadu	5262701	83356	5346057	98.44
Tripura	329534	27904	357437	92.19
Utter Pradesh	6351620	138413	6490033	97.87
West Bengal	1033648	10180	1043828	99.02
A & N Islands	80036	48418	128454	62.31
Chandigarh	120712	6	120717	100.00
D & N Haveli	8922	10489	19411	45.96
Daman & Diu	3112	0	3112	100.00
Delhi	4919088	13165	4932253	99.73
Lakshadweep	9773	8485	18258	53.53
Pondicherry	120084	19420	139504	86.08
INDIA	42237293	1286382	43523675	97.04

**TABLE IV - Total Income (Recurring & Non-Recurring) By Type of Institutions
D - High/post Basic Schools**

(Rupee in Thousands)

State/Union Territory	RECURRING	NON-REC.	TOTAL	% OF REC. INCOME (COL. 2) TO TOTAL INCOME (COL. 4)
1	2	3	4	5
Andhra Pradesh	6001977	32299	6034276	99.46
Arunachal pradesh	101925	20217	122142	83.45
Assam	1130316	29930	1160247	97.42
Bihar	3452363	13355	3465718	99.61
Goa	429204	4964	434168	98.86
Gujarat	2050673	104590	2155263	95.15
Haryana	2514547	12064	2526611	99.52
Himachal Pradesh	758555	17575	776130	97.74
Jammu & Kashmir	718639	27686	746326	96.29
karnataka	1938703	11016	1949719	99.43
Kerala	5949939	61420	6011359	98.98
Madhya Pradesh	1150081	8266	1158347	99.29
Maharastra	8407985	771928	9179913	91.59
Manipur	291674	19944	311618	93.60
Meghalaya	210668	17106	227774	92.49
Mizoram	107689	18089	125777	85.62
Nagaland	119116	44500	163616	72.80
Orissa	1660444	630026	2290470	72.49
Punjab	2041097	21431	2062528	98.96
Rajasthan	3234485	51837	3286322	98.42
sikkim	215988	20304	236292	91.41
Tamil Nadu	2258826	31133	2289959	98.64
Tripura	304336	21555	325891	93.39
Utter Pradesh	1778568	30404	1808972	98.32
West Bengal	7208644	15003	7223647	99.79
A & N Islands	35540	32278	67818	52.40
Chandigarh	74095	263	74357	99.65
D & N Haveli	2960	6993	9953	29.74
Daman & Diu	6996	5	7001	99.93
Delhi	595551	1462	597013	99.76
Lakshadweep	25068	1240	26308	95.29
Pondicherry	99028	20806	119835	82.64
INDIA	54875681	2099689	56975370	96.31

**TABLE IV - Total Income (Recurring & Non-Recurring) By Type of Institutions
E - Middle/senior Basic Schools**

(Rupee in Thousands)

State/Union Territory	RECURRING	NON-REC.	TOTAL	% OF REC. INCOME (COL. 2) TO TOTAL INCOME (COL. 4)
1	2	3	4	5
Andhra Pradesh	2802973	11395	2814368	99.60
Arunachal pradesh	149338	59021	208358	71.67
Assam	1875727	31158	1906885	98.37
Bihar	6590781	13197	6603978	99.80
Goa	19771	178	19949	99.11
Gujarat	7124050	497056	7621106	93.48
Haryana	518014	2261	520275	99.57
Himachal Pradesh	366724	1189	367912	99.68
Jammu & Kashmir	721657	36279	757935	95.21
karnataka	1310154	385662	1695816	77.26
Kerala	2377167	20596	2397763	99.14
Madhya Pradesh	2534942	22014	2556957	99.14
Maharastra	8199936	47168	8247104	99.43
Manipur	341095	25674	366768	93.00
Meghalaya	116954	11391	128345	91.12
Mizoram	227323	3611	230933	98.44
Nagaland	199012	31005	230017	86.52
Orissa	130983	1066594	1197577	10.94
Punjab	553565	5028	558593	99.10
Rajasthan	1772056	47562	1819618	97.39
sikkim	106800	6000	112800	94.68
Tamil Nadu	3752576	0	3752576	100.00
Tripura	217023	16985	234008	92.74
Utter Pradesh	3370624	59912	3430537	98.25
West Bengal	948881	0	948881	100.00
A & N Islands	61552	21046	82598	74.52
Chandigarh	7697	0	7697	100.00
D & N Haveli	22146	5295	27440	80.70
Daman & Diu	11391	0	11391	100.00
Delhi	1732629	53380	1786009	97.01
Lakshadweep	12489	1860	14349	87.04
Pondicherry	89286	10211	99497	89.74
INDIA	48265316	2492727	50758043	95.09

**TABLE IV - Total Income (Recurring & Non-Recurring) By Type of Institutions
F - Primary/Junior Basic Schools**

(Rupee in Thousands)

State/Union Territory	RECURRING	NON-REC.	TOTAL	% OF REC. INCOME (COL. 2) TO TOTAL INCOME (COL. 4)
1	2	3	4	5
Andhra Pradesh	5581341	43136	5624477	99.23
Arunachal pradesh	200464	54024	254488	78.77
Assam	2556254	73911	2630165	97.19
Bihar	4636842	46228	4683070	99.01
Goa	173900	420	174320	99.76
Gujarat	1475408	18471	1493879	98.76
Haryana	947061	3083	950144	99.68
Himachal Pradesh	1208256	10400	1218656	99.15
Jammu & Kashmir	789279	59657	848936	92.97
karnataka	459984	33733	493717	93.17
Kerala	2199652	20628	2220281	99.07
Madhya Pradesh	6484772	17909	6502680	99.72
Maharastra	6442807	37061	6479868	99.43
Manipur	260279	5312	265591	98.00
Meghalaya	378757	27672	406429	93.19
Mizoram	237675	13645	251320	94.57
Nagaland	352882	22503	375385	94.01
Orissa	351501	3451751	3803252	9.24
Punjab	2574999	4769	2579768	99.82
Rajasthan	4202343	44563	4246906	98.95
sikkim	139800	7600	147400	94.84
Tamil Nadu	6764962	0	6764962	100.00
Tripura	338445	39223	377668	89.61
Utter Pradesh	11632098	181136	11813234	98.47
West Bengal	6446173	0	6446173	100.00
A & N Islands	141970	53990	195960	72.45
Chandigarh	7295	2	7297	99.98
D & N Haveli	12164	2908	15073	80.70
Daman & Diu	16453	0	16453	100.00
Delhi	1655966	241436	1897402	87.28
Lakshadweep	28741	0	28741	100.00
Pondicherry	84417	6512	90929	92.84
INDIA	68782942	4521681	73304623	93.83

**TABLE IV - Total Income (Recurring & Non-Recurring) By Type of Institutions
G - Pre-primary/pre-Basic Schools**

(Rupee in Thousands)

State/Union Territory	RECURRING	NON-REC.	TOTAL	% OF REC. INCOME (COL. 2) TO TOTAL INCOME (COL. 4)
1	2	3	4	5
Andhra Pradesh	1433	0	1433	100.00
Arunachal pradesh	17966	68	18034	99.62
Assam	7096	257	7353	96.51
Bihar	133	0	133	100.00
Goa	0	0	0	0.00
Gujarat	60121	1000	61121	98.36
Haryana	2141	0	2141	100.00
Himachal Pradesh	1752	4	1755	99.80
Jammu & Kashmir	0	0	0	0.00
karnataka	85282	35371	120653	70.68
Kerala	4369	77	4446	98.26
Madhya Pradesh	8182	0	8182	100.00
Maharastra	0	0	0	0.00
Manipur	299	0	299	100.00
Meghalaya	700	0	700	100.00
Mizoram	0	0	0	0.00
Nagaland	0	0	0	0.00
Orissa	0	0	0	0.00
Punjab	357	0	357	100.00
Rajasthan	9006	60	9066	99.34
sikkim	20800	0	20800	100.00
Tamil Nadu	9	0	9	100.00
Tripura	75484	3181	78665	95.96
Utter Pradesh	5634	49	5683	99.13
West Bengal	0	0	0	0.00
A & N Islands	1650	1000	2650	62.26
Chandigarh	0	0	0	0.00
D & N Haveli	0	0	0	0.00
Daman & Diu	0	0	0	0.00
Delhi	35282	0	35282	100.00
Lakshadweep	2897	0	2897	100.00
Pondicherry	4494	380	4874	92.21
INDIA	345086	41446	386532	89.28

**TABLE IV - Total Income (Recurring & Non-Recurring) By Type of Institutions
Total of Elementary Education(E,F,G)**

(Rupee in Thousands)

State/Union Territory	RECURRING	NON-REC.	TOTAL	% OF REC. INCOME (COL. 2) TO TOTAL INCOME (COL. 4)
1	2	3	4	5
Andhra Pradesh	8385748	54531	8440278	99.35
Arunachal pradesh	367768	113112	480880	76.48
Assam	4439078	105326	4544404	97.68
Bihar	11227756	59425	11287181	99.47
Goa	193671	598	194269	99.69
Gujarat	8659578	516527	9176106	94.37
Haryana	1467216	5343	1472560	99.64
Himachal Pradesh	1576732	11592	1588323	99.27
Jammu & Kashmir	1510935	95936	1606871	94.03
karnataka	1855420	454766	2310186	80.31
Kerala	4581188	41302	4622490	99.11
Madhya Pradesh	9027896	39923	9067819	99.56
Maharashtra	14642743	84229	14726972	99.43
Manipur	601672	30986	632658	95.10
Meghalaya	496411	39063	535474	92.70
Mizoram	464997	17256	482253	96.42
Nagaland	551894	53508	605402	91.16
Orissa	482484	4518345	5000829	9.65
Punjab	3128921	9797	3138718	99.69
Rajasthan	5983406	92185	6075591	98.48
sikkim	267400	13600	281000	95.16
Tamil Nadu	10517547	0	10517547	100.00
Tripura	630952	59389	690341	91.40
Utter Pradesh	15008356	241097	15249453	98.42
West Bengal	7395054	0	7395054	100.00
A & N Islands	205172	76036	281208	72.96
Chandigarh	14992	2	14994	99.99
D & N Haveli	34310	8203	42513	80.70
Daman & Diu	27844	0	27844	100.00
Delhi	3423877	294816	3718693	92.07
Lakshadweep	44127	1860	45987	95.96
Pondicherry	178198	17102	195300	91.24
INDIA	117393344	7055854	124449198	94.33

TABLE IV - Total Income (Recurring & Non-Recurring) By Type of Institutions
H- Institutions Imparting Instructions in Diploma/certificate
Courses of School Level(Below Matric Level)
(a)Agriculture & Forestry

(Rupee in Thousands)

State/Union Territory	RECURRING	NON-REC.	TOTAL	% OF REC. INCOME (COL. 2) TO TOTAL INCOME (COL. 4)
1	2	3	4	5
Andhra Pradesh	0	0	0	0.00
Arunachal pradesh	0	0	0	0.00
Assam	0	0	0	0.00
Bihar	0	0	0	0.00
Goa	0	0	0	0.00
Gujarat	0	0	0	0.00
Haryana	0	0	0	0.00
Himachal Pradesh	0	0	0	0.00
Jammu & Kashmir	0	0	0	0.00
karnataka	0	0	0	0.00
Kerala	0	0	0	0.00
Madhya Pradesh	0	0	0	0.00
Maharastra	43800	1064	44865	97.63
Mizoram	0	0	0	0.00
Meghalaya	0	0	0	0.00
Mizoram	0	0	0	0.00
Nagaland	0	0	0	0.00
Orissa	0	0	0	0.00
Punjab	0	0	0	0.00
Rajasthan	446	0	446	100.00
sikkim	0	0	0	0.00
Tamil Nadu	0	0	0	0.00
Tripura	0	0	0	0.00
Utter Pradesh	0	0	0	0.00
West Bengal	0	0	0	0.00
A & N Islands	0	0	0	0.00
Chandigarh	0	0	0	0.00
D & N Haveli	0	0	0	0.00
Daman & Diu	0	0	0	0.00
Delhi	0	0	0	0.00
Lakshadweep	0	0	0	0.00
Pondicherry	0	0	0	0.00
INDIA	44246	1064	45311	97.65

TABLE IV - Total Income (Recurring & Non-Recurring) By Type of Institutions
H- Institutions Imparting Instructions in Diploma/certificate
Courses of School Level(Below Matric Level)
(b) Medicine (Nursing & Midwifery)

(Rupee in Thousands)

State/Union Territory	RECURRING	NON-REC.	TOTAL	% OF REC. INCOME (COL. 2) TO TOTAL INCOME (COL. 4)
1	2	3	4	5
Andhra Pradesh	0	0	0	0.00
Arunachal pradesh	0	0	0	0.00
Assam	1471	0	1471	100.00
Bihar	0	0	0	0.00
Goa	0	0	0	0.00
Gujarat	0	0	0	0.00
Haryana	0	0	0	0.00
Himachal Pradesh	0	0	0	0.00
Jammu & Kashmir	0	0	0	0.00
karnataka	0	0	0	0.00
Kerala	0	0	0	0.00
Madhya Pradesh	6916	219	7135	96.93
Maharastra	0	0	0	0.00
Manipur	0	0	0	0.00
Meghalaya	0	0	0	0.00
Mizoram	0	0	0	0.00
Nagaland	0	0	0	0.00
Orissa	0	0	0	0.00
Punjab	0	0	0	0.00
Rajasthan	0	0	0	0.00
sikkim	0	0	0	0.00
Tamil Nadu	0	0	0	0.00
Tripura	0	0	0	0.00
Utter Pradesh	0	0	0	0.00
West Bengal	0	0	0	0.00
A & N Islands	0	0	0	0.00
Chandigarh	0	0	0	0.00
D & N Haveli	0	0	0	0.00
Daman & Diu	0	0	0	0.00
Delhi	0	0	0	0.00
Lakshadweep	0	0	0	0.00
Pondicherry	0	0	0	0.00
INDIA	8386	219	8606	97.45

TABLE IV - Total Income (Recurring & Non-Recurring) By Type of Institutions
H- Institutions Imparting Instructions in Diploma/certificate
Courses of School Level(Below Matric Level)
(c)Teacher Training

(Rupee in Thousands)

State/Union Territory	RECURRING	NON-REC.	TOTAL	% OF REC. INCOME (COL. 2) TO TOTAL INCOME (COL. 4)
1	2	3	4	5
Andhra Pradesh	0	0	0	0.00
Arunachal pradesh	0	0	0	0.00
Assam	0	0	0	0.00
Bihar	0	0	0	0.00
Goa	0	0	0	0.00
Gujarat	99011	6551	105562	93.79
Haryana	0	0	0	0.00
Himachal Pradesh	11884	188	12072	98.44
Jammu & Kashmir	0	0	0	0.00
karnataka	34282	207	34489	99.40
Kerala	0	0	0	0.00
Madhya Pradesh	118232	0	118232	100.00
Maharastra	0	0	0	0.00
Manipur	0	0	0	0.00
Meghalaya	7333	276	7610	96.37
Mizoram	12216	0	12216	100.00
Nagaland	3206	0	3206	100.00
Orissa	0	0	0	0.00
Punjab	29127	3	29130	99.99
Rajasthan	0	0	0	0.00
sikkim	6360	400	6760	94.08
Tamil Nadu	298	0	298	100.00
Tripura	1034	45	1079	95.82
Utter Pradesh	119290	1621	120912	98.66
West Bengal	67933	0	67933	100.00
A & N Islands	0	0	0	0.00
Chandigarh	0	0	0	0.00
D & N Haveli	0	0	0	0.00
Daman & Diu	0	0	0	0.00
Delhi	0	0	0	0.00
Lakshadweep	0	0	0	0.00
Pondicherry	0	0	0	0.00
INDIA	510206	9292	519498	98.21

TABLE IV - Total Income (Recurring & Non-Recurring) By Type of Institutions
H- Institutions Imparting Instructions in Diploma/certificate
Courses of School Level(Below Matric Level)
(d) Industrial/Arts & Crafts

(Rupee in Thousands)

State/Union Territory	RECURRING	NON-REC.	TOTAL	% OF REC. INCOME (COL. 2) TO TOTAL INCOME (COL. 4)
1	2	3	4	5
Andhra Pradesh	0	0	0	0.00
Arunachal pradesh	0	0	0	0.00
Assam	2591	7427	10018	25.86
Bihar	6371	0	6371	100.00
Goa	0	0	0	0.00
Gujarat	77190	396	77586	99.49
Haryana	0	0	0	0.00
Himachal Pradesh	36989	1891	38880	95.14
Jammu & Kashmir	404	0	404	100.00
karnataka	0	0	0	0.00
Kerala	147449	4318	151767	97.15
Madhya Pradesh	20756	181	20937	99.14
Maharastra	0	0	0	0.00
Manipur	3586	268	3855	93.04
Meghalaya	0	0	0	0.00
Mizoram	0	0	0	0.00
Nagaland	0	0	0	0.00
Orissa	0	0	0	0.00
Punjab	15668	458	16126	97.16
Rajasthan	0	0	0	0.00
sikkim	0	0	0	0.00
Tamil Nadu	158996	0	158996	100.00
Tripura	0	0	0	0.00
Utter Pradesh	10066	564	10631	94.69
West Bengal	0	0	0	0.00
A & N Islands	0	0	0	0.00
Chandigarh	0	0	0	0.00
D & N Haveli	0	0	0	0.00
Daman & Diu	0	0	0	0.00
Delhi	0	0	0	0.00
Lakshadweep	0	0	0	0.00
Pondicherry	131	0	131	100.00
INDIA	480197	15503	495700	96.87

TABLE IV - Total Income (Recurring & Non-Recurring) By Type of Institutions
H- Institutions Imparting Instructions in Diploma/certificate
Courses of School Level(Below Matric Level)
(e) Music & Fine Arts

(Rupee in Thousands)

State/Union Territory	RECURRING	NON-REC.	TOTAL	% OF REC. INCOME (COL. 2) TO TOTAL INCOME (COL. 4)
1	2	3	4	5
Andhra Pradesh	0	0	0	0.00
Arunachal pradesh	0	0	0	0.00
Assam	414	55	468	88.36
Bihar	0	0	0	0.00
Goa	671	13	684	98.14
Gujarat	1837	955	2792	65.80
Haryana	0	0	0	0.00
Himachal Pradesh	0	0	0	0.00
Jammu & Kashmir	0	0	0	0.00
karnataka	0	0	0	0.00
Kerala	12093	73	12165	99.40
Madhya Pradesh	1542	0	1542	100.00
Maharastra	0	0	0	0.00
Manipur	0	0	0	0.00
Meghalaya	0	0	0	0.00
Mizoram	0	0	0	0.00
Nagaland	0	0	0	0.00
Orissa	0	0	0	0.00
Punjab	0	0	0	0.00
Rajasthan	3711	0	3711	100.00
sikkim	0	0	0	0.00
Tamil Nadu	3214	0	3214	100.00
Tripura	0	0	0	0.00
Utter Pradesh	744	16	760	97.91
West Bengal	0	0	0	0.00
A & N Islands	0	0	0	0.00
Chandigarh	0	0	0	0.00
D & N Haveli	0	0	0	0.00
Daman & Diu	0	0	0	0.00
Delhi	0	0	0	0.00
Lakshadweep	0	0	0	0.00
Pondicherry	0	0	0	0.00
INDIA	24226	1111	25336	95.62

TABLE IV - Total Income (Recurring & Non-Recurring) By Type of Institutions
H- Institutions Imparting Instructions in Diploma/certificate
Courses of School Level(Below Matric Level)
(f) For the Handicapped

(Rupee in Thousands)

State/Union Territory	RECURRING	NON-REC.	TOTAL	% OF REC. INCOME (COL. 2) TO TOTAL INCOME (COL. 4)
1	2	3	4	5
Andhra Pradesh	32793	429	33221	98.71
Arunachal pradesh	0	0	0	0.00
Assam	4462	300	4762	93.70
Bihar	4695	0	4695	100.00
Goa	0	0	0	0.00
Gujarat	74159	9461	83620	88.69
Haryana	0	0	0	0.00
Himachal Pradesh	2940	34	2974	98.85
Jammu & Kashmir	0	0	0	0.00
karnataka	0	0	0	0.00
Kerala	29392	2401	31794	92.45
Madhya Pradesh	2175	72	2247	96.79
Maharastra	0	0	0	0.00
Manipur	2071	514	2585	80.12
Meghalaya	0	0	0	0.00
Mizoram	0	0	0	0.00
Nagaland	0	0	0	0.00
Orissa	0	0	0	0.00
Punjab	5385	19	5404	99.65
Rajasthan	7369	188	7557	97.52
sikkim	0	0	0	0.00
Tamil Nadu	24063	0	24063	100.00
Tripura	3226	120	3346	96.42
Utter Pradesh	5558	20	5579	99.63
West Bengal	0	0	0	0.00
A & N Islands	0	0	0	0.00
Chandigarh	0	0	0	0.00
D & N Haveli	0	0	0	0.00
Daman & Diu	0	0	0	0.00
Delhi	0	0	0	0.00
Lakshadweep	0	0	0	0.00
Pondicherry	1991	0	1991	100.00
INDIA	200279	13558	213838	93.66

TABLE IV - Total Income (Recurring & Non-Recurring) By Type of Institutions
H- Institutions Imparting Instructions in Diploma/certificate
Courses of School Level(Below Matric Level)
(g) Reformatory/certified

(Rupee in Thousands)

State/Union Territory	RECURRING	NON-REC.	TOTAL	% OF REC. INCOME (COL. 2) TO TOTAL INCOME (COL. 4)
1	2	3	4	5
Andhra Pradesh	9966	0	9966	100.00
Arunachal pradesh	0	0	0	0.00
Assam	260	0	260	100.00
Bihar	742	0	742	100.00
Goa	0	0	0	0.00
Gujarat	6956	0	6956	100.00
Haryana	0	0	0	0.00
Himachal Pradesh	0	0	0	0.00
Jammu & Kashmir	0	0	0	0.00
karnataka	0	0	0	0.00
Kerala	4064	0	4064	100.00
Madhya Pradesh	1887	0	1887	100.00
Maharastra	0	0	0	0.00
Manipur	0	0	0	0.00
Meghalaya	0	0	0	0.00
Mizoram	0	0	0	0.00
Nagaland	0	0	0	0.00
Orissa	0	0	0	0.00
Punjab	605	0	605	100.00
Rajasthan	0	0	0	0.00
sikkim	0	0	0	0.00
Tamil Nadu	10792	0	10792	100.00
Tripura	0	0	0	0.00
Utter Pradesh	0	0	0	0.00
West Bengal	0	0	0	0.00
A & N Islands	0	0	0	0.00
Chandigarh	0	0	0	0.00
D & N Haveli	0	0	0	0.00
Daman & Diu	0	0	0	0.00
Delhi	0	0	0	0.00
Lakshadweep	0	0	0	0.00
Pondicherry	0	0	0	0.00
INDIA	35273	0	35273	100.00

TABLE IV - Total Income (Recurring & Non-Recurring) By Type of Institutions
H- Institutions Imparting Instructions in Diploma/certificate
Courses of School Level(Below Matric Level)
(h) Oriental Studies

(Rupee in Thousands)

State/Union Territory	RECURRING	NON-REC.	TOTAL	% OF REC. INCOME (COL. 2) TO TOTAL INCOME (COL. 4)
1	2	3	4	5
Andhra Pradesh	72771	69	72840	99.91
Arunachal pradesh	0	0	0	0.00
Assam	6954	228	7182	96.83
Bihar	64838	509	65348	99.22
Goa	0	0	0	0.00
Gujarat	6801	1029	7830	86.86
Haryana	0	0	0	0.00
Himachal Pradesh	502	0	502	100.00
Jammu & Kashmir	0	0	0	0.00
karnataka	23317	2203	25520	91.37
Kerala	0	0	0	0.00
Madhya Pradesh	6102	10	6112	99.84
Maharastra	3211	16	3227	99.49
Manipur	90	0	90	100.00
Meghalaya	0	0	0	0.00
Mizoram	0	0	0	0.00
Nagaland	0	0	0	0.00
Orissa	0	0	0	0.00
Punjab	0	0	0	0.00
Rajasthan	0	0	0	0.00
sikkim	0	0	0	0.00
Tamil Nadu	12677	0	12677	100.00
Tripura	2436	0	2436	100.00
Utter Pradesh	40161	3002	43163	93.04
West Bengal	49203	0	49203	100.00
A & N Islands	0	0	0	0.00
Chandigarh	0	0	0	0.00
D & N Haveli	0	0	0	0.00
Daman & Diu	0	0	0	0.00
Delhi	0	0	0	0.00
Lakshadweep	0	0	0	0.00
Pondicherry	0	0	0	0.00
INDIA	289063	7067	296130	97.61

TABLE IV - Total Income (Recurring & Non-Recurring) By Type of Institutions
H- Institutions Imparting Instructions in Diploma/certificate
Courses of School Level(Below Matric Level)
(I) Social (Adult) Education

(Rupee in Thousands)

State/Union Territory	RECURRING	NON-REC.	TOTAL	% OF REC. INCOME (COL. 2) TO TOTAL INCOME (COL. 4)
1	2	3	4	5
Andhra Pradesh	0	0	0	0.00
Arunachal pradesh	8149	975	9123	89.32
Assam	6550	95	6645	98.57
Bihar	0	0	0	0.00
Goa	0	0	0	0.00
Gujarat	0	0	0	0.00
Haryana	0	0	0	0.00
Himachal Pradesh	7514	0	7514	100.00
Jammu & Kashmir	0	0	0	0.00
karnataka	0	0	0	0.00
Kerala	0	0	0	0.00
Madhya Pradesh	42473	0	42473	100.00
Maharastra	93869	0	93869	100.00
Manipur	0	0	0	0.00
Meghalaya	0	0	0	0.00
Mizoram	10031	0	10031	100.00
Nagaland	8007	0	8007	100.00
Orissa	70066	0	70066	100.00
Punjab	0	0	0	0.00
Rajasthan	10606	0	10606	100.00
sikkim	4300	0	4300	100.00
Tamil Nadu	22542	0	22542	100.00
Tripura	86122	337	86459	99.61
Utter Pradesh	5431	122206	127637	4.26
West Bengal	0	0	0	0.00
A & N islands	1201	0	1201	100.00
Chandigarh	0	0	0	0.00
D & N Haveli	0	0	0	0.00
Daman & Diu	0	0	0	0.00
Delhi	0	0	0	0.00
Lakshadweep	781	0	781	100.00
Pondicherry	911	0	911	100.00
INDIA	378554	123613	502167	75.38

TABLE IV - Total Income (Recurring & Non-Recurring) By Type of Institutions
H- Institutions Imparting Instructions in Diploma/certificate
Courses of School Level(Below Matric Level)
(j) Others

(Rupee in Thousands)

State/Union Territory	RECURRING	NON-REC.	TOTAL	% OF REC. INCOME (COL. 2) TO TOTAL INCOME (COL. 4)
1	2	3	4	5
Andhra Pradesh	0	0	0	0.00
Arunachal pradesh	0	0	0	0.00
Assam	2554	599	3153	81.00
Bihar	215	0	215	100.00
Goa	0	0	0	0.00
Gujarat	0	0	0	0.00
Haryana	0	0	0	0.00
Himachal Pradesh	1806	0	1806	100.00
Jammu & Kashmir	0	0	0	0.00
karnataka	0	0	0	0.00
Kerala	0	0	0	0.00
Madhya Pradesh	24196	0	24196	100.00
Maharastra	94	0	94	100.00
Manipur	915	172	1088	84.14
Meghalaya	0	0	0	0.00
Mizoram	0	0	0	0.00
Nagaland	20412	0	20412	100.00
Orissa	0	0	0	0.00
Punjab	0	0	0	0.00
Rajasthan	0	0	0	0.00
sikkim	8080	3000	11080	72.92
Tamil Nadu	0	0	0	0.00
Tripura	0	0	0	0.00
Utter Pradesh	272836	465583	738419	36.95
West Bengal	0	0	0	0.00
A & N Islands	0	0	0	0.00
Chandigarh	0	0	0	0.00
D & N Haveli	0	0	0	0.00
Daman & Diu	0	0	0	0.00
Delhi	0	0	0	0.00
Lakshadweep	0	0	0	0.00
Pondicherry	0	0	0	0.00
INDIA	331108	469355	800463	41.36

TABLE IV - Total Income (Recurring & Non-Recurring) By Type of Institutions
H- Institutions Imparting Instructions in Diploma/certificate
Courses of School Level(Below Matric Level)
Total I (a to j)

(Rupee in Thousands)

State/Union Territory	RECURRING	NON-REC.	TOTAL	% OF REC. INCOME (COL. 2) TO TOTAL INCOME (COL. 4)
1	2	3	4	5
Andhra Pradesh	115529	498	116027	99.57
Arunachal pradesh	8149	975	9123	89.32
Assam	25256	8704	33960	74.37
Bihar	76861	509	77371	99.34
Goa	671	13	684	98.14
Gujarat	265954	18392	284345	93.53
Haryana	0	0	0	0.00
Himachal Pradesh	61635	2113	63748	96.68
Jammu & Kashmir	404	0	404	100.00
karnataka	57599	2410	60009	95.98
Kerala	192999	6792	199791	96.60
Madhya Pradesh	224281	482	224762	99.79
Maharashtra	140974	1081	142054	99.24
Manipur	6662	955	7617	87.47
Meghalaya	7333	276	7610	96.37
Mizoram	22247	0	22247	100.00
Nagaland	31625	0	31625	100.00
Orissa	70066	0	70066	100.00
Punjab	50786	480	51266	99.06
Rajasthan	22132	188	22320	99.16
sikkim	18740	3400	22140	84.64
Tamil Nadu	232582	0	232582	100.00
Tripura	92818	502	93320	99.46
Utter Pradesh	454087	593013	1047100	43.37
West Bengal	117136	0	117136	100.00
A & N Islands	1201	0	1201	100.00
Chandigarh	0	0	0	0.00
D & N Haveli	0	0	0	0.00
Daman & Diu	0	0	0	0.00
Delhi	0	0	0	0.00
Lakshadweep	781	0	781	100.00
Pondicherry	3033	0	3033	100.00
INDIA	2301540	640781	2942321	78.22

TABLE IV - Total Income (Recurring & Non-Recurring) By Type of Institutions

I. Directorate and Inspectorate

(Rupee in Thousands)

State/Union Territory	RECURRING	NON-REC.	TOTAL	% OF REC. INCOME (COL. 2) TO TOTAL INCOME (COL. 4)
1	2	3	4	5
Andhra Pradesh	140525	1000	141525	99.29
Arunachal pradesh	44834	5171	50005	89.66
Assam	175690	11383	187074	93.92
Bihar	749678	119677	869355	86.23
Goa	2230	0	2230	100.00
Gujarat	0	0	0	0.00
Haryana	96115	31552	127667	75.29
Himachal Pradesh	92114	0	92114	100.00
Jammu & Kashmir	0	0	0	0.00
karnataka	75390	0	75390	100.00
Kerala	209170	0	209170	100.00
Madhya Pradesh	842672	0	842672	100.00
Maharastra	172822	145931	318753	54.22
Manipur	49460	18293	67753	73.00
Meghalaya	33469	0	33469	100.00
Mizoram	27742	895	28638	96.87
Nagaland	39864	0	39864	100.00
Orissa	70957	84926	155883	45.52
Punjab	230611	58	230669	99.97
Rajasthan	390348	3635	393983	99.08
sikkim	26630	0	26630	100.00
Tamil Nadu	498410	0	498410	100.00
Tripura	112535	19073	131608	85.51
Utter Pradesh	5015781	2485855	7501636	66.86
West Bengal	189835	0	189835	100.00
A & N Islands	11457	4645	16102	71.15
Chandigarh	0	0	0	0.00
D & N Haveli	3943	589	4532	87.01
Daman & Diu	0	0	0	0.00
Delhi	12129	0	12129	100.00
Lakshadweep	1762	0	1762	100.00
Pondicherry	20465	1272	21737	94.15
INDIA	9336637	2933956	12270593	76.09

TABLE IV - Total Income (Recurring & Non-Recurring) By Type of Institutions
Grand Total - J(A to I)

(Rupee in Thousands)

State/Union Territory	RECURRING	NON-REC.	TOTAL	% OF REC. INCOME (COL. 2) TO TOTAL INCOME (COL. 4)
1	2	3	4	5
Andhra Pradesh	17827125	163377	17990502	99.09
Arunachal pradesh	630948	151865	782813	80.60
Assam	6699947	181225	6881172	97.37
Bihar	16419004	213798	16632802	98.71
Goa	744899	7581	752480	98.99
Gujarat	14597873	845280	15443153	94.53
Haryana	5765377	65501	5830878	98.88
Himachal Pradesh	3304626	60183	3364809	98.21
Jammu & Kashmir	2705805	143202	2849007	94.97
karnataka	6141992	473364	6615356	92.84
Kerala	11527234	161761	11688995	98.62
Madhya Pradesh	13702714	65050	13767764	99.53
Maharashtra	29936406	1438527	31374933	95.42
Manipur	1062375	87115	1149490	92.42
Meghalaya	799508	57270	856778	93.32
Mizoram	622675	36240	658915	94.50
Nagaland	752397	102501	854898	88.01
Orissa	2469230	5275319	7744549	31.88
Punjab	7861386	54498	7915884	99.31
Rajasthan	11823489	175806	11999295	98.53
sikkim	677330	59970	737300	91.87
Tamil Nadu	18770066	114489	18884555	99.39
Tripura	1477554	128423	1605977	92.00
Utter Pradesh	28857718	3488782	32346500	89.21
West Bengal	15944317	25183	15969500	99.84
A & N Islands	333406	161377	494783	67.38
Chandigarh	209798	270	210068	99.87
D & N Haveli	50135	26274	76409	65.61
Daman & Diu	37953	5	37957	99.99
Delhi	8950645	309444	9260089	96.66
Lakshadweep	81511	11585	93096	87.56
Pondicherry	422417	58600	481017	87.82
INDIA	231207859	14143865	245351724	94.24

TABLE V - Recurring Expenditure By Item and Type of Institutions

A - Boards of Intermediate and/or Secondary Education

(Rupee in Thousands)

State/Union Territory	Salaries and Allowances of Teaching and Academic staff	Salaries and Allowances of Non Teaching staff	Hostels	Libraries	Stipends Scholarships & other Financial concessions	Apparatus chemical & consumable stores	Other Item	Total (Recurring) (col.2 to 8)	% of Expenditure on salaries of Teaching staff of Total Recurring Expenditure
1	2	3	4	5	6	7	8	9	10
Andhra Pradesh	0	19026	0	0	0	0	65518	84544	0.00
Arunachal pradesh	0	0	0	0	0	0	0	0	0.00
Assam	0	14340	0	0	0	451	57027	71817	0.00
Bihar	0	220097	0	0	0	0	245759	465856	0.00
Goa	0	8449	0	0	0	0	0	8449	0.00
Gujarat	0	7741	0	0	0	0	67292	75034	0.00
Haryana	0	53212	0	0	1025	0	77334	131572	0.00
Himachal Pradesh	0	30045	0	15	197	0	71843	102101	0.00
Jammu & Kashmir	0	950	0	244	0	1028	7735	9956	0.00
karnataka	0	20610	0	0	0	0	133475	154085	0.00
Kerala	0	7596	0	0	0	0	60246	67842	0.00
Madhya Pradesh	0	0	0	0	0	0	0	0	0.00
Maharastra	0	68854	0	0	0	0	243400	312254	0.00
Manipur	0	5695	0	0	0	0	7865	13561	0.00
Meghalaya	0	4768	0	0	0	0	4224	8992	0.00
Mizoram	0	0	0	0	0	0	0	0	0.00
Nagaland	0	4238	0	0	0	0	1739	5977	0.00
Orissa	0	0	0	0	0	0	0	0	0.00
Punjab	0	29743	0	471	496	0	322317	353027	0.00
Rajasthan	0	31676	0	134	305	390	56235	88740	0.00
sikkim	0	0	0	0	0	0	0	0	0.00
Tamil Nadu	0	0	0	0	0	0	0	0	0.00
Tripura	0	3843	0	0	0	0	3537	7380	0.00
Utter Pradesh	0	91922	0	0	0	0	157350	249272	0.00
West Bengal	0	0	0	0	0	0	0	0	0.00
A & N Islands	0	0	0	0	0	0	0	0	0.00
Chandigarh	0	0	0	0	0	0	0	0	0.00
D & N Haveli	0	0	0	0	0	0	0	0	0.00
Daman & Diu	0	0	0	0	0	0	0	0	0.00
Delhi	0	0	0	0	0	0	0	0	0.00
Lakshadweep	0	0	0	0	0	0	0	0	0.00
Pondicherry	0	0	0	0	0	0	0	0	0.00
INDIA	0	622806	0	864	2024	1869	1582897	2210460	0.00

TABLE V - Recurring Expenditure By Item and Type of Institutions
B-Intermediate/Pre-Degree/Jr. Colleges

(Rupee in Thousands)

State/Union Territory	Salaries and Allowances of Teaching and Academic staff	Salaries and Allowances of Non Teaching staff	Hostels	Libraries	Stipends Scholarships & other Financial concessions	Apparatus chemical & consumable stores	Other Item	Total (Recurring) (col.2 to 8)	% of Expenditure on salaries of Teaching staff of Total Recurring Expenditure
1	2	3	4	5	6	7	8	9	10
Andhra Pradesh	2026595	221971	268419	6173	6722	10165	193237	2733282	74.15
Arunachal Pradesh	0	0	0	0	0	0	0	0	0.00
Assam	6230	1236	0	21	599	11	599	8695	71.64
Bihar	0	0	0	0	0	0	0	0	0.00
Goa	0	0	0	0	0	0	0	0	0.00
Gujarat	0	0	0	0	0	0	0	0	0.00
Haryana	0	0	0	0	0	0	0	0	0.00
Himachal Pradesh	0	0	0	0	0	0	0	0	0.00
Jammu & Kashmir	0	0	0	0	0	0	0	0	0.00
Karnataka	0	0	0	0	0	0	0	0	0.00
Kerala	0	0	0	0	0	0	0	0	0.00
Madhya Pradesh	0	0	0	0	0	0	0	0	0.00
Maharashtra	0	0	0	0	0	0	0	0	#DIV/0!
Manipur	0	0	0	0	0	0	0	0	0.00
Meghalaya	0	0	0	0	0	0	0	0	0.00
Mizoram	0	0	0	0	0	0	0	0	0.00
Nagaland	0	0	0	0	0	0	0	0	0.00
Orissa	58625	14274	289	1020	1833	881	21734	98656	59.42
Punjab	0	0	0	0	0	0	0	0	0.00
Rajasthan	0	0	0	0	0	0	0	0	0.00
Sikkim	0	0	0	0	0	0	0	0	0.00
Tamil Nadu	0	0	0	0	0	0	0	0	0.00
Tripura	0	0	0	0	0	0	0	0	0.00
Uttar Pradesh	0	0	0	0	0	0	0	0	0.00
West Bengal	0	0	0	0	0	0	0	0	0.00
A & N Islands	0	0	0	0	0	0	0	0	0.00
Chandigarh	0	0	0	0	0	0	0	0	0.00
D & N Haveli	0	0	0	0	0	0	0	0	0.00
Daman & Diu	0	0	0	0	0	0	0	0	0.00
Delhi	0	0	0	0	0	0	0	0	0.00
Lakshadweep	0	0	0	0	0	0	0	0	0.00
Pondicherry	1024	483	0	4	15	53	29	1608	63.68
INDIA	2092473	237965	268708	7219	9169	11109	215599	2842241	73.62

TABLE V - Recurring Expenditure By Item and Type of Institutions
C - Higher Secondary Schools(10+2 pattern)
(I) Higher Secondary Schools with Academic Streams

(Rupee in Thousands)

State/Union Territory	Salaries and Allowances of Teaching and Academic staff	Salaries and Allowances of Non Teaching staff	Hostels	Libraries	Stipends Scholarships & other Financial concessions	Apparatus chemical & consumable stores	Other Item	Total (Recurring) (col.2 to 8)	% of Expenditure on salaries of Teaching staff of Total Recurring Expenditure
1	2	3	4	5	6	7	8	9	10
Andhra Pradesh	261774	28672	34671	797	868	1313	24960	353056	74.15
Arunachal pradesh	80700	7594	940	2711	7111	916	8301	108273	74.53
Assam	695008	112741	325	934	2751	1224	8262	821245	84.63
Bihar	366924	45003	4920	1013	3621	1342	13793	436616	84.04
Goa	14475	7105	1220	809	208	131	1991	25939	55.80
Gujarat	2317991	430561	5774	12920	58116	29853	181290	3036504	76.34
Haryana	1115357	132524	1504	5778	17225	5396	57223	1335005	83.55
Himachal Pradesh	479392	91421	23323	1108	8018	3902	22706	629870	76.11
Jammu & Kashmir	356414	70586	663	526	2056	1299	6869	438411	81.30
karnataka	2854167	156537	16216	11195	26886	28171	158774	3251946	87.77
Kerala	321635	36911	26461	1112	6362	2869	41525	436876	73.62
Madhya Pradesh	2082359	238077	10593	4013	79663	7979	19455	2442138	85.27
Maharastra	4913224	731508	7117	24148	19469	95324	455898	6246687	78.65
Manipur	81706	12261	2110	101	201	804	3316	100500	81.30
Meghalaya	15420	5736	8763	0	330	705	2279	33234	46.40
Mizoram	0	0	0	0	0	0	0	0	0.00
Nagaland	3972	1058	146	0	91	151	264	5683	69.90
Orissa	28995	7060	143	505	906	436	10749	48793	59.42
Punjab	969650	132268	7641	9876	17627	3898	86890	1227850	78.97
Rajasthan	1112372	373212	6910	8451	33026	9271	55064	1598305	69.60
sikkim	101000	0	0	350	0	0	6808	108158	93.38
Tamil Nadu	0	0	0	0	0	0	0	0	0.00
Tripura	268672	27138	3438	823	10534	846	18084	329534	81.53
Utter Pradesh	4484128	916791	7293	7413	114528	18332	114515	5663002	79.18
West Bengal	839451	100338	6565	4506	7168	6919	68701	1033648	81.21
A & N Islands	69966	0	0	1311	295	0	11502	83074	84.22
Chandigarh	0	0	0	0	0	0	0	0	0.00
D & N Haveli	8538	77	0	65	206	1	35	8922	95.70
Daman & Diu	2532	416	0	0	5	22	123	3099	81.71
Delhi	3456851	439472	698	26656	32378	41249	563993	4561298	75.79
Lakshadweep	5043	464	585	162	1275	1653	591	9773	51.60
Pondicherry	50327	7706	0	133	367	876	6810	66219	76.00
INDIA	27358044	4113236	178019	127416	451292	264880	1950771	34443658	79.43

TABLE V - Recurring Expenditure By Item and Type of Institutions

C-Higher Secondary Schools(10+2 pattern)

(ii)Higher Secondary Schools with vocational streams

(Rupee in Thousands)

State/Union Territory	Salaries and Allowances of Teaching and Academic staff	Salaries and Allowances of Non Teaching staff	Hostels	Libraries	Stipends Scholarships & other Financial concessions	Apparatus chemical & consumable stores	Other Item	Total (Recurring) (col.2 to 8)	% of Expenditure on salaries of Teaching staff of Total Recurring Expenditure
1	2	3	4	5	6	7	8	9	10
Andhra Pradesh	0	0	0	0	0	0	0	0	0.00
Arunachal Pradesh	0	0	0	0	0	0	0	0	0.00
Assam	0	0	0	0	0	0	0	0	0.00
Bihar	0	0	0	0	0	0	0	0	0.00
Goa	0	0	0	0	0	0	0	0	0.00
Gujarat	145120	24671	0	826	4665	4899	10823	191003	75.98
Haryana	26834	23457	0	0	875	12585	1503	65253	41.12
Himachal Pradesh	0	0	0	0	0	0	0	0	0.00
Jammu & Kashmir	0	0	0	0	0	0	0	0	0.00
karnataka	0	0	0	0	0	0	0	0	0.00
Kerala	40111	11391	0	77	4679	969	1331	58558	68.50
Madhya Pradesh	0	0	0	0	0	0	0	0	0.00
Maharashtra	0	0	0	0	0	0	0	0	0.00
Manipur	0	0	0	0	0	0	0	0	0.00
Meghalaya	0	0	0	0	0	0	0	0	0.00
Mizoram	0	0	0	0	0	0	0	0	0.00
Nagaland	0	0	0	0	0	0	0	0	0.00
Orissa	7060	0	111	391	702	337	8323	16924	41.72
Punjab	0	0	0	0	0	0	0	0	0.00
Rajasthan	0	0	0	0	0	0	0	0	0.00
sikkim	7510	0	0	26	0	0	506	8042	93.38
Tamil Nadu	0	0	0	0	0	0	0	0	0.00
Tripura	0	0	0	0	0	0	0	0	0.00
Utter Pradesh	0	0	0	0	0	0	0	0	0.00
West Bengal	0	0	0	0	0	0	0	0	0.00
A & N Islands	0	0	0	0	0	0	0	0	0.00
Chandigarh	0	0	0	0	0	0	0	0	0.00
D & N Haveli	0	0	0	0	0	0	0	0	0.00
Daman & Diu	0	0	0	0	0	0	0	0	0.00
Delhi	0	0	0	0	0	0	0	0	0.00
Lakshadweep	0	0	0	0	0	0	0	0	0.00
Pondicherry	1281	562	0	2	4	24	31	1904	67.29
INDIA	227916	60081	111	1321	10924	18814	22518	341684	66.70

TABLE V - Recurring Expenditure By Item and Type of Institutions

C-Higher Secondary schools(10+2 pattern)

(iii)Higher Secondary Schools with Vocational and Academic streams

(Rupee in Thousands)

State/Union Territory	Salaries and Allowances of Teaching and Academic staff	Salaries and Allowances of Non Teaching staff	Hostels	Libraries	Stipends Scholarships & other Financial concessions	Apparatus chemical & consumable stores	Other Item	Total (Recurring) (col.2 to 8)	% of Expenditure on salaries of Teaching staff of Total Recurring Expenditure
1	2	3	4	5	6	7	8	9	10
Andhra Pradesh	0	0	0	0	0	0	0	0	0.00
Arunachal Pradesh	0	0	0	0	0	0	0	0	0.00
Assam	0	0	0	0	0	0	0	0	0.00
Bihar	0	0	0	0	0	0	0	0	0.00
Goa	48609	16820	2007	1650	639	0	4064	73789	65.88
Gujarat	249470	27226	34	749	5415	12921	15545	311359	80.12
Haryana	0	0	0	0	0	0	0	0	0.00
Himachal Pradesh	69169	10847	0	66	1088	662	1787	83619	82.72
Jammu & Kashmir	0	0	0	0	0	0	0	0	0.00
Karnataka	0	0	0	0	0	0	0	0	0.00
Kerala	0	0	0	0	0	0	0	0	0.00
Madhya Pradesh	0	0	0	0	0	0	0	0	0.00
Maharashtra	0	0	0	0	0	0	0	0	0.00
Manipur	0	0	0	0	0	0	0	0	0.00
Meghalaya	0	0	0	0	0	0	0	0	0.00
Mizoram	0	0	0	0	0	0	0	0	0.00
Nagaland	0	0	0	0	0	0	0	0	0.00
Orissa	0	0	0	0	0	0	0	0	0.00
Punjab	529563	81683	100	7461	12006	2490	17595	650899	81.36
Rajasthan	208170	0	1293	1582	6180	1735	10305	229265	90.80
Sikkim	0	0	0	0	0	0	0	0	0.00
Tamil Nadu	3337945	371598	8089	4082	65345	7340	86754	3881153	86.00
Tripura	0	0	0	0	0	0	0	0	0.00
Uttar Pradesh	0	0	0	0	0	0	0	0	0.00
West Bengal	0	0	0	0	0	0	0	0	0.00
A & N Islands	0	0	0	32	7	0	277	316	0.00
Chandigarh	90491	13928	0	93	162	16	3354	108044	83.75
D & N Haveli	0	0	0	0	0	0	0	0	0.00
Daman & Diu	0	0	0	0	0	0	0	0	0.00
Delhi	0	0	0	0	0	0	0	0	0.00
Lakshadweep	0	0	0	0	0	0	0	0	0.00
Pondicherry	41691	8085	0	103	431	116	1536	51962	80.23
INDIA	4575109	530187	11524	15816	91273	25280	141217	5390406	84.88

TABLE V - Recurring Expenditure By Item and Type of Institutions
Total C-(I to III) (10+2 pattern)

(Rupee in Thousands)

State/Union Territory	Salaries and Allowances of Teaching and Academic staff	Salaries and Allowances of Non Teaching staff	Hostels	Libraries	Stipends Scholarships & other Financial concessions	Apparatus chemical & consumable stores	Other Item	Total (Recurring) (col.2 to 8)	% of Expenditure on salaries of Teaching staff of Total Recurring Expenditure
1	2	3	4	5	6	7	8	9	10
Andhra Pradesh	261774	28672	34671	797	868	1313	24960	353056	74.15
Arunachal Pradesh	80700	7594	940	2711	7111	916	8301	108273	74.53
Assam	695008	112741	325	934	2751	1224	8262	821245	84.63
Bihar	366974	45003	4870	1012	3821	1322	13793	436818	84.04
Goa	63085	23925	3227	2459	847	131	6055	99728	63.26
Gujarat	2712581	482458	5808	14494	68196	47673	207657	3538867	76.65
Haryana	1142191	155981	1504	5778	18099	17980	58726	1400258	81.57
Himachal Pradesh	548561	102268	23323	1175	9106	4564	24492	713489	76.88
Jammu & Kashmir	356414	70586	663	526	2056	1299	6869	438411	81.30
Karnataka	2854167	156537	16216	11195	26886	28171	158774	3251946	87.77
Kerala	361746	48303	26461	1189	11041	3838	42857	495434	73.02
Madhya Pradesh	2082359	238077	10593	4013	79663	7979	19455	2442138	85.27
Maharashtra	4913224	731508	7117	24148	19469	95324	455898	6246687	78.65
Manipur	81706	12261	2110	101	201	804	3316	100500	81.30
Meghalaya	15420	5736	8763	0	330	705	2279	33234	46.40
Mizoram	0	0	0	0	0	0	0	0	0.00
Nagaland	3972	1058	146	0	91	151	264	5683	69.90
Orissa	36055	7060	253	895	1608	773	19073	65717	54.86
Punjab	1499213	213952	7741	17337	29633	6388	104485	1878749	79.80
Rajasthan	1320542	373212	8203	10032	39206	11006	65369	1827570	72.26
Sikkim	108510	0	0	376	0	0	7314	116200	93.38
Tamil Nadu	3337945	371598	8089	4082	65345	7340	86754	3881153	86.00
Tripura	268672	27138	3438	823	10534	846	18084	329534	81.53
Uttar Pradesh	4484128	916791	7293	7413	114528	18332	114515	5663002	79.18
West Bengal	839451	100338	6565	4506	7168	6919	68701	1033648	81.21
A & N Islands	69966	0	0	1343	302	0	11779	83390	83.90
Chandigarh	90491	13928	0	93	162	16	3354	108044	83.75
D & N Haveli	8538	77	0	65	206	1	35	8922	95.70
Daman & Diu	2532	416	0	0	5	22	123	3099	81.71
Delhi	3456851	439472	698	26656	32378	41249	563993	4561298	75.79
Lakshadweep	5043	464	585	162	1275	1653	591	9773	51.60
Pondicherry	93299	16353	0	237	802	1015	8378	120084	77.70
INDIA	32161069	4703504	189653	144554	553489	308973	2114505	40175748	80.05

TABLE V - Recurring Expenditure By Item and Type of Institutions
D - High/post Basic Schools

(Rupee in Thousands)

State/Union Territory	Salaries and Allowances of Teaching and Academic staff	Salaries and Allowances of Non Teaching staff	Hostels	Libraries	Stipends Scholarships & other Financial concessions	Apparatus chemical & consumable stores	Other Item	Total (Recurring) (col.2 to 8)	% of Expenditure on salaries of Teaching staff of Total Recurring Expenditure
1	2	3	4	5	6	7	8	9	10
Andhra Pradesh	4411950	987559	76943	2949	19264	3106	164814	5666587	77.86
Arunachal pradesh	70545	5369	977	3878	10330	811	10016	101925	69.21
Assam	938480	150862	173	3447	4040	1962	19429	1118394	83.91
Bihar	3208461	276277	2199	3053	34635	8917	54856	3588398	89.41
Goa	291573	52874	3552	754	1500	898	17407	368557	79.11
Gujarat	1544220	339205	7618	8660	27137	23050	144359	2094250	73.74
Haryana	1753162	240051	109	3050	23903	3574	23316	2047166	85.64
Himachal Pradesh	588652	102662	26188	827	16443	4450	19333	758555	77.60
Jammu & Kashmir	629233	75111	1869	776	4567	1748	4816	718120	87.62
karnataka	2965919	214986	56	0	18206	9502	36691	3245360	91.39
Kerala	5214445	498579	12871	3552	59058	6465	61501	5856471	89.04
Madhya Pradesh	894362	205985	1534	1062	113	2256	11400	1116713	80.09
Maharashtra	6694267	1404389	11932	27141	17938	70145	698859	8924670	75.01
Manipur	250739	27821	87	869	1391	203	8694	289804	86.52
Meghalaya	180615	9964	1346	471	4335	4291	3714	204736	88.22
Mizoram	94416	9849	0	3	2762	20	639	107689	87.67
Nagaland	113013	30106	4160	0	2600	4300	7500	161679	69.90
Orissa	1510353	148048	0	0	0	0	2043	1660444	90.96
Punjab	1667049	285475	1041	7392	36754	5440	62362	2065513	80.71
Rajasthan	1131877	324711	848	17341	25022	22423	33812	1556033	72.74
sikkim	157747	0	0	547	0	0	10633	168927	93.38
Tamil Nadu	1975893	220236	4279	4204	48586	7560	6093	2266851	87.16
Tripura	265573	16208	982	817	5103	404	15251	304336	87.26
Utter Pradesh	1069986	405537	768	2023	18501	3420	99442	1599677	66.89
West Bengal	5458495	888722	18959	18166	51486	24295	748521	7208644	75.72
A & N Islands	30437	0	0	671	161	0	5903	37172	81.88
Chandigarh	76621	7646	0	66	832	164	1847	87175	87.89
D & N Haveli	2783	51	0	44	58	0	23	2960	94.03
Daman & Diu	14812	1687	0	25	102	275	774	17675	83.80
Delhi	439699	62933	0	3921	6378	6187	74517	593634	74.07
Lakshadweep	18467	1677	0	0	2074	695	2155	25068	73.67
Pondicherry	80861	9704	0	461	1912	115	5975	99028	81.65
INDIA	43744704	7004286	178489	116170	445190	216676	2356694	54062209	80.92

TABLE V - Recurring Expenditure By Item and Type of Institutions
E - Middle/senior Basic Schools

(Rupee in Thousands)

State/Union Territory	Salaries and Allowances of Teaching and Academic staff	Salaries and Allowances of Non Teaching staff	Hostels	Libraries	Stipends Scholarships & other Financial concessions	Apparatus chemical & consumable stores	Other Item	Total (Recurring) (col.2 to 8)	% of Expenditure on salaries of Teaching staff of Total Recurring Expenditure
1	2	3	4	5	6	7	8	9	10
Andhra Pradesh	2713570						81614	2795184	97.08
Arunachal pradesh	96905						52433	149338	64.89
Assam	1738236						137491	1875727	92.67
Bihar	6652131						49613	6701744	99.26
Goa	13986						590	14576	95.95
Gujarat	6044966						391894	6436860	93.91
Haryana	472856						44164	517020	91.46
Himachal Pradesh	332499						34225	366724	90.67
Jammu & Kashmir	663035						50129	713164	92.97
karnataka	3886752						428109	4314861	90.08
Kerala	2215790						130228	2346018	94.45
Madhya Pradesh	2515930						589	2516519	99.98
Maharastra	7296520						700579	7997100	91.24
Manipur	312065						21694	333759	93.50
Meghalaya	102833						21083	123916	82.99
Mizoram	212015						12006	224021	94.64
Nagaland	100908						98104	199012	50.70
Orissa	130618						365	130983	99.72
Punjab	493717						49635	543353	90.86
Rajasthan	1557032						74328	1631361	95.44
sikkim	62246						22695	84941	73.28
Tamil Nadu	3324600						382329	3706928	89.69
Tripura	188516						28507	217023	86.06
Utter Pradesh	2021894						1148726	3170620	63.77
West Bengal	758789						190092	948881	79.97
A & N Islands	49485						8214	57699	85.76
Chandigarh	6040						745	6785	89.02
D & N Haveli	20919						1226	22146	94.46
Daman & Diu	11391						0	11391	100.00
Delhi	472278						1214073	1686351	28.01
Lakshadweep	10125						2364	12489	81.07
Pondicherry	80297						8990	89286	89.93
INDIA	44558944	0	0	0	0	0	5386834	49945778	89.21

TABLE V - Recurring Expenditure By Item and Type of Institutions
F - Primary/Junior Basic Schools

(Rupee In Thousands)

State/Union Territory	Salaries and Allowances of Teaching and Academic staff	Salaries and Allowances of Non Teaching staff	Hostels	Libraries	Stipends Scholarships & other Financial concessions	Apparatus chemical & consumable stores	Other Item	Total (Recurring) (col.2 to 8)	% of Expenditure on salaries of Teaching staff of Total Recurring Expenditure
1	2	3	4	5	6	7	8	9	10
Andhra Pradesh	5376666						192693	5569359	96.54
Arunachal pradesh	143706						56758	200464	71.69
Assam	2485446						70808	2556254	97.23
Bihar	4744718						37106	4781824	99.22
Goa	178588						1727	180316	99.04
Gujarat	1794992						103854	1898846	94.53
Haryana	905790						85015	990805	91.42
Himachal Pradesh	1148585						59671	1208256	95.06
Jammu & Kashmir	701755						48905	750660	93.49
karnataka	1261777						6466	1268243	99.49
Kerala	2117123						65496	2182618	97.00
Madhya Pradesh	6419924						1586	6421510	99.98
Maharashtra	5732980						550455	6283435	91.24
Manipur	242985						11716	254702	95.40
Meghalaya	305837						75785	381622	80.14
Mizoram	232734						2481	235215	98.95
Nagaland	211936						140946	352882	60.06
Orissa	349433						2068	351501	99.41
Punjab	2536244						26694	2562937	98.96
Rajasthan	4251323						73562	4324885	98.30
sikkim	166550						18368	184918	90.07
Tamil Nadu	6544489						265677	6810166	96.10
Tripura	288770						49675	338445	85.32
Utter Pradesh	6695543						3886551	10582094	63.27
West Bengal	6122231						322943	6445174	94.99
A & N Islands	118984						11007	129991	91.53
Chandigarh	10899						1702	12601	86.49
D & N Haveli	11491						674	12164	94.46
Daman & Diu	16453						0	16453	100.00
Delhi	1435961						220005	1655966	86.71
Lakshadweep	24981						3760	28741	86.92
Pondicherry	76412						8006	84417	90.52
INDIA	62655304	0	0	0	0	0	6402162	69057466	90.73

TABLE V - Recurring Expenditure By Item and Type of Institutions
G - Pre-primary/pre-Basic Schools

(Rupee in Thousands)

State/Union Territory	Salaries and Allowances of Teaching and Academic staff	Salaries and Allowances of Non Teaching staff	Hostels	Libraries	Stipends Scholarships & other Financial concessions	Apparatus chemical & consumable stores	Other Item	Total (Recurring) (col.2 to 8)	% of Expenditure on salaries of Teaching staff of Total Recurring Expenditure
1	2	3	4	5	6	7	8	9	10
Andhra Pradesh	1267						165	1432	88.45
Arunachal pradesh	14914						3052	17966	83.01
Assam	6864						232	7096	96.73
Bihar	133						0	133	100.00
Goa	0						0	0	0.00
Gujarat	42641						24391	67032	63.61
Haryana	1337						739	2076	64.41
Himachal Pradesh	1448						303	1752	82.69
Jammu & Kashmir	0						0	0	0.00
karnataka	120105						0	120105	100.00
Kerala	3082						1188	4270	72.18
Madhya Pradesh	8142						6	8147	99.93
Maharastra	696311						0	696311	100.00
Manipur	273						25	299	91.50
Meghalaya	0						0	0	0.00
Mizoram	0						0	0	0.00
Nagaland	0						0	0	0.00
Orissa	0						0	0	0.00
Punjab	346						10	356	97.28
Rajasthan	9382						765	10147	92.46
sikkim	20852						744	21596	96.55
Tamil Nadu	8						1	8	92.58
Tripura	48031						27454	75484	63.63
Utter Pradesh	5542						91	5632	98.39
West Bengal	0						0	0	0.00
A & N Islands	1427						0	1427	100.00
Chandigarh	0						0	0	0.00
D & N Haveli	0						0	0	0.00
Daman & Diu	0						0	0	0.00
Delhi	34601						681	35282	98.07
Lakshadweep	2195						702	2897	75.77
Pondicherry	3984						510	4494	88.65
INDIA	1022884	0	0	0	0	0	61059	1083943	94.37

TABLE V - Recurring Expenditure By Item and Type of Institutions
Total of Elementary Education(E,F,G)

(Rupee in Thousands)

State/Union Territory	Salaries and Allowances of Teaching and Academic staff	Salaries and Allowances of Non Teaching staff	Hostels	Libraries	Stipends Scholarships & other Financial concessions	Apparatus chemical & consumable stores	Other Item	Total (Recurring) (col.2 to 8)	% of Expenditure on salaries of Teaching staff of Total Recurring Expenditure
1	2	3	4	5	6	7	8	9	10
Andhra Pradesh	8091503						274473	8365975	96.72
Arunachal pradesh	255525						112243	367768	69.48
Assam	4230547						208531	4439078	95.30
Bihar	11396982						86719	11483701	99.24
Goa	192575						2317	194892	98.81
Gujarat	7882599						520140	8402739	93.81
Haryana	1379983						129917	1509900	91.40
Himachal Pradesh	1482532						94200	1576732	94.03
Jammu & Kashmir	1364789						99034	1463824	93.23
karnataka	5268634						434575	5703209	92.38
Kerala	4335995						196911	4532906	95.66
Madhya Pradesh	8943996						2181	8946177	99.98
Maharastra	13725812						1251035	14976847	91.65
Manipur	555324						33436	588760	94.32
Meghalaya	408670						96868	505538	80.84
Mizoram	444749						14487	459236	96.85
Nagaland	312844						239050	551894	56.69
Orissa	480051						2433	482484	99.50
Punjab	3030307						76339	3106646	97.54
Rajasthan	5817737						148656	5966393	97.51
sikkim	249648						41807	291455	85.66
Tamil Nadu	9869096						648006	10517103	93.84
Tripura	525317						105635	630952	83.26
Utter Pradesh	8722978						5035368	13758346	63.40
West Bengal	6881019						513036	7394055	93.06
A & N Islands	169896						19221	189117	89.84
Chandigarh	16939						2447	19386	87.38
D & N Haveli	32410						1900	34310	94.46
Daman & Diu	27844						0	27844	100.00
Delhi	1942840						1434759	3377599	57.52
Lakshadweep	37301						6826	44127	84.53
Pondicherry	160693						17505	178198	90.18
INDIA	108237133	0	0	0	0	0	11850055	120087187	90.13

TABLE V - Recurring Expenditure By Item and Type of Institutions

H- Institutions Imparting Instructions in Diploma/certificate Courses of School Level(Below Matric Level)

(a)Agriculture & Forestry

(Rupee in Thousands)

State/Union Territory	Salaries and Allowances of Teaching and Academic staff	Salaries and Allowances of Non Teaching staff	Hostels	Libraries	Stipends Scholarships & other Financial concessions	Apparatus chemical & consumable stores	Other item	Total (Recurring) (col.2 to 8)	% of Expenditure on salaries of Teaching staff of Total Recurring Expenditure
1	2	3	4	5	6	7	8	9	10
Andhra Pradesh	0	0	0	0	0	0	0	0	0.00
Arunachal pradesh	0	0	0	0	0	0	0	0	0.00
Assam	0	0	0	0	0	0	0	0	0.00
Bihar	0	0	0	0	0	0	0	0	0.00
Goa	0	0	0	0	0	0	0	0	0.00
Gujarat	0	0	0	0	0	0	0	0	0.00
Haryana	0	0	0	0	0	0	0	0	0.00
Himachal Pradesh	0	0	0	0	0	0	0	0	0.00
Jammu & Kashmir	0	0	0	0	0	0	0	0	0.00
karnataka	0	0	0	0	0	0	0	0	0.00
Kerala	0	0	0	0	0	0	0	0	0.00
Madhya Pradesh	0	0	0	0	0	0	0	0	0.00
Maharastra	17090	21140	280	121	1563	835	10404	51434	33.23
Manipur	0	0	0	0	0	0	0	0	0.00
Meghalaya	0	0	0	0	0	0	0	0	0.00
Mizoram	0	0	0	0	0	0	0	0	0.00
Nagaland	0	0	0	0	0	0	0	0	0.00
Orissa	0	0	0	0	0	0	0	0	0.00
Punjab	0	0	0	0	0	0	0	0	0.00
Rajasthan	420	446	0	1	6	5	23	901	46.64
sikkim	0	0	0	0	0	0	0	0	0.00
Tamil Nadu	0	0	0	0	0	0	0	0	0.00
Tripura	0	0	0	0	0	0	0	0	0.00
Utter Pradesh	0	0	0	0	0	0	0	0	0.00
West Bengal	0	0	0	0	0	0	0	0	0.00
A & N Islands	0	0	0	0	0	0	0	0	0.00
Chandigarh	0	0	0	0	0	0	0	0	0.00
D & N Haveli	0	0	0	0	0	0	0	0	0.00
Daman & Diu	0	0	0	0	0	0	0	0	0.00
Delhi	0	0	0	0	0	0	0	0	0.00
Lakshadweep	0	0	0	0	0	0	0	0	0.00
Pondicherry	0	0	0	0	0	0	0	0	0.00
INDIA	17510	21585	280	122	1569	841	10427	52334	33.46

TABLE V - Recurring Expenditure By Item and Type of Institutions

H- Institutions Imparting Instructions In Diploma/certificate

Courses of School Level(Below Matric Level)

(b)Medicine(Nursing & Midwifery)

(Rupee in Thousands)

State/Union Territory	Salaries and Allowances of Teaching and Academic staff	Salaries and Allowances of Non Teaching staff	Hostels	Libraries	Stipends Scholarships & other Financial concessions	Apparatus chemical & consumable stores	Other Item	Total (Recurring) (col.2 to 8)	% of Expenditure on salaries of Teaching staff of Total Recurring Expenditure
1	2	3	4	5	6	7	8	9	10
Andhra Pradesh	0	0	0	0	0	0	0	0	0.00
Arunachal pradesh	0	0	0	0	0	0	0	0	0.00
Assam	696	464	26	0	179	18	87	1471	47.33
Bihar	0	0	0	0	0	0	0	0	0.00
Goa	0	0	0	0	0	0	0	0	0.00
Gujarat	0	0	0	0	0	0	0	0	0.00
Haryana	0	0	0	0	0	0	0	0	0.00
Himachal Pradesh	0	0	0	0	0	0	0	0	0.00
Jammu & Kashmir	0	0	0	0	0	0	0	0	0.00
karnataka	0	0	0	0	0	0	0	0	0.00
Kerala	0	0	0	0	0	0	0	0	0.00
Madhya Pradesh	6820	268	123	0	1030	63	20	8322	81.94
Maharastra	0	0	0	0	0	0	0	0	0.00
Manipur	0	0	0	0	0	0	0	0	0.00
Meghalaya	0	0	0	0	0	0	0	0	0.00
Mizoram	0	0	0	0	0	0	0	0	0.00
Nagaland	0	0	0	0	0	0	0	0	0.00
Orissa	0	0	0	0	0	0	0	0	0.00
Punjab	0	0	0	0	0	0	0	0	0.00
Rajasthan	0	0	0	0	0	0	0	0	0.00
sikkim	0	0	0	0	0	0	0	0	0.00
Tamil Nadu	0	0	0	0	0	0	0	0	0.00
Tripura	0	0	0	0	0	0	0	0	0.00
Utter Pradesh	0	0	0	0	0	0	0	0	0.00
West Bengal	0	0	0	0	0	0	0	0	0.00
A & N Islands	0	0	0	0	0	0	0	0	0.00
Chandigarh	0	0	0	0	0	0	0	0	0.00
D & N Haveli	0	0	0	0	0	0	0	0	0.00
Daman & Diu	0	0	0	0	0	0	0	0	0.00
Delhi	0	0	0	0	0	0	0	0	0.00
Lakshadweep	0	0	0	0	0	0	0	0	0.00
Pondicherry	0	0	0	0	0	0	0	0	0.00
INDIA	7516	732	149	0	1209	81	107	9793	76.74

TABLE V - Recurring Expenditure By Item and Type of Institutions

H- Institutions imparting instructions in Diploma/certificate

Courses of School Level(Below Matric Level)

(c)Teacher Training

(Rupee in Thousands)

State/Union Territory	Salaries and Allowances of Teaching and Academic staff	Salaries and Allowances of Non Teaching staff	Hostels	Libraries	Stipends Scholarships & other Financial concessions	Apparatus chemical & consumable stores	Other Item	Total (Recurring) (col.2 to 8)	% of Expenditure on salaries of Teaching staff of Total Recurring Expenditure
1	2	3	4	5	6	7	8	9	10
Andhra Pradesh	0	0	0	0	0	0	0	0	0.00
Arunachal pradesh	0	0	0	0	0	0	0	0	0.00
Assam	0	0	0	0	0	0	0	0	0.00
Bihar	0	0	0	0	0	0	0	0	0.00
Goa	0	0	0	0	0	0	0	0	0.00
Gujarat	56878	19174	1189	532	5570	1616	8304	93263	60.99
Haryana	0	0	0	0	0	0	0	0	0.00
Himachal Pradesh	7037	1437	77	267	700	458	1909	11884	59.21
Jammu & Kashmir	0	0	0	0	0	0	0	0	0.00
karnataka	58033	0	0	0	61	77	77	58248	99.63
Kerala	0	0	0	0	0	0	0	0	0.00
Madhya Pradesh	106409	11823	0	0	0	0	0	118232	90.00
Maharastra	0	0	0	0	0	0	0	0	0.00
Manipur	0	0	0	0	0	0	0	0	0.00
Meghalaya	2876	2701	100	37	0	0	1365	7079	40.63
Mizoram	5975	3655	0	0	0	0	617	10246	58.31
Nagaland	2205	700	0	0	0	0	301	3206	68.78
Orissa	0	0	0	0	0	0	0	0	0.00
Punjab	12793	7581	27	426	59	54	3381	24320	52.60
Rajasthan	0	0	0	0	0	0	0	0	0.00
sikkim	2332	0	0	27	0	162	2084	4605	50.64
Tamil Nadu	298	0	0	0	0	0	0	298	100.00
Tripura	531	323	0	0	0	0	180	1034	51.38
Utter Pradesh	100540	16939	65	52	994	143	552	119285	84.29
West Bengal	63098	3480	0	0	0	69	1286	67933	92.88
A & N Islands	0	0	0	0	0	0	0	0	0.00
Chandigarh	0	0	0	0	0	0	0	0	0.00
D & N Haveli	0	0	0	0	0	0	0	0	0.00
Daman & Diu	0	0	0	0	0	0	0	0	0.00
Delhi	0	0	0	0	0	0	0	0	0.00
Lakshadweep	0	0	0	0	0	0	0	0	0.00
Pondichery	0	0	0	0	0	0	0	0	0.00
INDIA	419005	67812	1458	1341	7383	2579	20055	519634	80.63

TABLE V - Recurring Expenditure By Item and Type of Institutions
H- Institutions Imparting Instructions in Diploma/certificate
Courses of School Level(Below Matric Level)
(d)Industria/Arts & Crafts

(Rupee in Thousands)

State/Union Territory	Salaries and Allowances of Teaching and Academic staff	Salaries and Allowances of Non Teaching staff	Hostels	Libraries	Stipends Scholarships & other Financial concessions	Apparatus chemical & consumable stores	Other Item	Total (Recurring) (col.2 to 8)	% of Expenditure on salaries of Teaching staff of Total Recurring Expenditure
1	2	3	4	5	6	7	8	9	10
Andhra Pradesh	0	0	0	0	0	0	0	0	0.00
Arunachal pradesh	0	0	0	0	0	0	0	0	0.00
Assam	1614	458	7	0	232	72	208	2591	62.30
Bihar	5611	606	300	3	35	196	350	7101	79.01
Goa	0	0	0	0	0	0	0	0	0.00
Gujarat	39715	28454	59	146	698	2231	4188	75491	52.61
Haryana	0	0	0	0	0	0	0	0	0.00
Himachal Pradesh	25448	8855	10	0	328	575	1775	36989	68.80
Jammu & Kashmir	154	106	53	20	19	12	59	422	36.41
karnataka	0	0	0	0	0	0	0	0	0.00
Kerala	101401	25596	244	445	3259	5482	9295	145721	69.59
Madhya Praoesh	10122	6013	79	0	715	1010	2218	20158	50.21
Maharastra	0	0	0	0	0	0	0	0	0.00
Manipur	1751	933	0	0	590	0	507	3780	46.33
Meghalaya	0	0	0	0	0	0	0	0	0.00
Mizoram	0	0	0	0	0	0	0	0	0.00
Nagaland	0	0	0	0	0	0	0	0	0.00
Orissa	0	0	0	0	0	0	0	0	0.00
Punjab	8995	5299	0	1	192	0	1168	15654	57.46
Rajasthan	0	0	0	0	0	0	0	0	0.00
sikkim	0	0	0	0	0	0	0	0	0.00
Tamii Nadu	14815	1706	560	1823	1403	1386	2059	23752	62.37
Tripura	0	0	0	0	0	0	0	0	0.00
Utter Pradesh	7975	979	0	0	312	133	661	10060	79.28
West Bengal	0	0	0	0	0	0	0	0	0.00
A & N Islands	0	0	0	0	0	0	0	0	0.00
Chandigarh	0	0	0	0	0	0	0	0	0.00
D & N Haveli	0	0	0	0	0	0	0	0	0.00
Daman & Diu	2046	504	0	1	306	1274	180	4312	47.45
Delhi	0	0	0	0	0	0	0	0	0.00
Lakshadweep	0	0	0	0	0	0	0	0	0.00
Pondicherry	61	13	0	0	0	0	0	74	82.37
INDIA	219707	79521	1312	2439	8088	12370	22688	346105	63.48

TABLE V - Recurring Expenditure By Item and Type of Institutions

H- Institutions Imparting Instructions in Diploma/certificate

Courses of School Level(Below Matric Level)

(e)Music & Fine Arts

(Rupee in Thousands)

State/Union Territory	Salaries and Allowances of Teaching and Academic staff	Salaries and Allowances of Non Teaching staff	Hostels	Libraries	Stipends Scholarships & other Financial concessions	Apparatus chemical & consumable stores	Other Item	Total (Recurring) (col.2 to 8)	% of Expenditure on salaries of Teaching staff of Total Recurring Expenditure
1	2	3	4	5	6	7	8	9	10
Andhra Pradesh	0	0	0	0	0	0	0	0	0.00
Arunachal pradesh	0	0	0	0	0	0	0	0	0.00
Assam	256	26	0	3	0	10	90	385	66.48
Bihar	0	0	0	0	0	0	0	0	0.00
Goa	2228	213	4	6	7	1	85	2543	87.62
Gujarat	1888	632	0	5	0	9	221	2756	68.52
Haryana	0	0	0	0	0	0	0	0	0.00
Himachal Pradesh	0	0	0	0	0	0	0	0	0.00
Jammu & Kashmir	0	0	0	0	0	0	0	0	0.00
karnataka	0	0	0	0	0	0	0	0	0.00
Kerala	5903	1308	0	63	375	10	945	8603	68.61
Madhya Pradesh	761	8796	0	0	0	0	11	9568	7.96
Maharashtra	0	0	0	0	0	0	0	0	0.00
Manipur	0	0	0	0	0	0	0	0	0.00
Meghalaya	0	0	0	0	0	0	0	0	0.00
Mizoram	0	0	0	0	0	0	0	0	0.00
Nagaland	0	0	0	0	0	0	0	0	0.00
Orissa	0	0	0	0	0	0	0	0	0.00
Punjab	0	0	0	0	0	0	0	0	0.00
Rajasthan	2932	285	0	13	199	60	553	4042	72.53
sikkim	0	0	0	0	0	0	0	0	0.00
Tamil Nadu	2508	593	0	0	329	0	159	3589	69.88
Tripura	0	0	0	0	0	0	0	0	0.00
Utter Pradesh	520	145	0	0	20	39	17	741	70.15
West Bengal	0	0	0	0	0	0	0	0	0.00
A & N Islands	0	0	0	0	0	0	0	0	0.00
Chandigarh	0	0	0	0	0	0	0	0	0.00
D & N Haveli	0	0	0	0	0	0	0	0	0.00
Daman & Diu	0	0	0	0	0	0	0	0	0.00
Delhi	0	0	0	0	0	0	0	0	0.00
Lakshadweep	0	0	0	0	0	0	0	0	0.00
Pondicherry	0	0	0	0	0	0	0	0	0.00
INDIA	16996	11998	4	90	929	129	2082	32227	52.74

TABLE V - Recurring Expenditure By Item and Type of Institutions

H- Institutions Imparting Instructions in Diploma/certificate

Courses of School Level(Below Matric Level)

(f) For the Handicapped

(Rupee in Thousands)

State/Union Territory	Salaries and Allowances of Teaching and Academic staff	Salaries and Allowances of Non Teaching staff	Hostels	Libraries	Stipends Scholarships & other Financial concessions	Apparatus chemical & consumable stores	Other Item	Total (Recurring) (col.2 to 8)	% of Expenditure on salaries of Teaching staff of Total Recurring Expenditure
1	2	3	4	5	6	7	8	9	10
Andhra Pradesh	21453	4594	3812	1	159	53	2720	32793	65.42
Arunachal pradesh	0	0	0	0	0	0	0	0	0.00
Assam	2139	540	1009	0	358	7	410	4462	47.93
Bihar	2769	775	471	72	32	237	117	4473	61.90
Goa	0	0	0	0	0	0	0	0	0.00
Gujarat	41146	14779	9279	283	1186	522	13641	80836	50.90
Haryana	0	0	0	0	0	0	0	0	0.00
Himachal Pradesh	2082	278	131	0	47	199	203	2940	70.83
Jammu & Kashmir	0	0	0	0	0	0	0	0	0.00
karnataka	0	0	0	0	0	0	0	0	0.00
Kerala	16181	4509	6388	236	963	52	2097	30426	53.18
Madhya Pradesh	841	417	74	9	72	317	315	2045	41.15
Maharashtra	0	0	0	0	0	0	0	0	0.00
Manipur	1641	487	74	6	41	0	96	2346	69.98
Meghalaya	0	0	0	0	0	0	0	0	0.00
Mizoram	0	0	0	0	0	0	0	0	0.00
Nagaland	0	0	0	0	0	0	0	0	0.00
Orissa	0	0	0	0	0	0	0	0	0.00
Punjab	1479	928	899	57	0	0	1478	4841	30.55
Rajasthan	4521	902	296	6	2	32	140	5900	76.63
sikkim	0	0	0	0	0	0	0	0	0.00
Tamil Nadu	14963	124	1017	1172	1944	0	726	19946	75.02
Tripura	1926	480	592	0	28	16	184	3226	59.70
Utter Pradesh	4059	1068	28	0	377	15	8	5554	73.09
West Bengal	0	0	0	0	0	0	0	0	0.00
A & N Islands	0	0	0	0	0	0	0	0	0.00
Chandigarh	0	0	0	0	0	0	0	0	0.00
D & N Haveli	0	0	0	0	0	0	0	0	0.00
Daman & Diu	0	0	0	0	0	0	0	0	0.00
Delhi	0	0	0	0	0	0	0	0	0.00
Lakshadweep	0	0	0	0	0	0	0	0	0.00
Pondicherry	602	599	482	0	0	68	240	1991	30.25
INDIA	115803	30480	24551	1843	5208	1519	22374	201778	57.39

TABLE V - Recurring Expenditure By Item and Type of Institutions

H- Institutions Imparting Instructions in Diploma/certificate

Courses of School Level(Below Matric Level)

(g) Reformatory / Certified

(Rupees in Thousands)

State/Union Territory	Salaries and Allowances of Teaching and Academic staff	Salaries and Allowances of Non Teaching staff	Hostels	Libraries	Stipends Scholarships & other Financial concessions	Apparatus chemical & consumable stores	Other Item	Total (Recurring) (col.2 to 8)	% of Expenditure on salaries of Teaching staff of Total Recurring Expenditure
1	2	3	4	5	6	7	8	9	10
Andhra Pradesh	5692	2715	1363	7	6	62	120	9966	57.11
Arunachal pradesh	0	0	0	0	0	0	0	0	0.00
Assam	236	0	0	0	0	0	0	236	100.00
Bihar	220	617	0	0	0	0	0	837	26.29
Goa	0	0	0	0	0	0	0	0	0.00
Gujarat	896	3975	1246	0	49	556	234	6956	12.88
Haryana	0	0	0	0	0	0	0	0	0.00
Himachal Pradesh	0	0	0	0	0	0	0	0	0.00
Jammu & Kashmir	0	0	0	0	0	0	0	0	0.00
karnataka	0	0	0	0	0	0	0	0	0.00
Kerala	961	1939	1095	0	0	0	69	4064	23.64
Madhya Pradesh	512	550	0	9	0	0	677	1748	29.27
Maharastra	0	0	0	0	0	0	0	0	0.00
Manipur	0	0	0	0	0	0	0	0	0.00
Meghalaya	0	0	0	0	0	0	0	0	0.00
Mizoram	0	0	0	0	0	0	0	0	0.00
Nagaland	0	0	0	0	0	0	0	0	0.00
Orissa	0	0	0	0	0	0	0	0	0.00
Punjab	605	0	0	0	0	0	0	605	100.00
Rajasthan	0	0	0	0	0	0	0	0	0.00
sikkim	0	0	0	0	0	0	0	0	0.00
Tamil Nadu	6659	2028	324	0	256	0	87	9354	71.19
Tripura	0	0	0	0	0	0	0	0	0.00
Utter Pradesh	0	0	0	0	0	0	0	0	0.00
West Bengal	0	0	0	0	0	0	0	0	0.00
A & N Islands	0	0	0	0	0	0	0	0	0.00
Chandigarh	0	0	0	0	0	0	0	0	0.00
D & N Haveli	0	0	0	0	0	0	0	0	0.00
Daman & Diu	0	0	0	0	0	0	0	0	0.00
Delhi	0	0	0	0	0	0	0	0	0.00
Lakshadweep	0	0	0	0	0	0	0	0	0.00
Pondicherry	0	0	0	0	0	0	0	0	0.00
INDIA	15780	11825	4027	16	311	619	1188	33766	46.73

TABLE V - Recurring Expenditure By Item and Type of Institutions

H- Institutions Imparting Instructions in Diploma/certificate

Courses of School Level(Below Matric Level)

(h) Oriental Studies

(Rupee in Thousands)

State/Union Territory	Salaries and Allowances of Teaching and Academic staff	Salaries and Allowances of Non Teaching staff	Hostels	Libraries	Stipends Scholarships & other Financial concessions	Apparatus chemical & consumable stores	Other Item	Total (Recurring) (col.2 to 8)	% of Expenditure on salaries of Teaching staff of Total Recurring Expenditure
1	2	3	4	5	6	7	8	9	10
Andhra Pradesh	64764	7059	0	262	33	194	460	72771	89.00
Arunachal pradesh	0	0	0	0	0	0	0	0	0.00
Assam	5895	561	4	9	88	2	203	6762	87.18
Bihar	61650	2520	34	27	98	64	315	64708	95.27
Goa	0	0	0	0	0	0	0	0	0.00
Gujarat	6391	284	70	37	52	23	659	7516	85.04
Haryana	0	0	0	0	0	0	0	0	0.00
Himachal Pradesh	396	106	0	0	0	0	0	502	78.95
Jammu & Kashmir	0	0	0	0	0	0	0	0	0.00
karnataka	22931	752	0	0	1759	0	228	25670	89.33
Kerala	0	0	0	0	0	0	0	0	0.00
Madhya Pradesh	4117	397	80	0	230	75	92	4991	82.49
Maharastra	2001	170	78	9	161	3	743	3165	63.21
Manipur	64	17	0	0	0	0	0	81	79.16
Meghalaya	0	0	0	0	0	0	0	0	0.00
Mizoram	0	0	0	0	0	0	0	0	0.00
Nagaland	0	0	0	0	0	0	0	0	0.00
Orissa	0	0	0	0	0	0	0	0	0.00
Punjab	0	0	0	0	0	0	0	0	0.00
Rajasthan	0	0	0	0	0	0	0	0	0.00
sikkim	0	0	0	0	0	0	0	0	0.00
Tamil Nadu	1267	1118	132	0	84	82	138	2821	44.91
Tripura	2436	0	0	0	0	0	0	2436	100.00
Utter Pradesh	35226	3520	0	86	493	0	832	40156	87.72
West Bengal	38763	5357	35	333	422	198	4096	49203	78.78
A & N Islands	0	0	0	0	0	0	0	0	0.00
Chandigarh	0	0	0	0	0	0	0	0	0.00
D & N Haveli	0	0	0	0	0	0	0	0	0.00
Daman & Diu	0	0	0	0	0	0	0	0	0.00
Delhi	0	0	0	0	0	0	0	0	0.00
Lakshadweep	0	0	0	0	0	0	0	0	0.00
Pondicherry	0	0	0	0	0	0	0	0	0.00
INDIA	245900	21862	432	761	3419	641	7766	280781	87.58

TABLE V - Recurring Expenditure By Item and Type of Institutions

H- Institutions Imparting Instructions in Diploma/certificate

Courses of School Level(Below Matric Level)

(i) Social (Adult) Education

(Rupee in Thousands)

State/Union Territory	Salaries and Allowances of Teaching and Academic staff	Salaries and Allowances of Non Teaching staff	Hostels	Libraries	Stipends Scholarships & other Financial concessions	Apparatus chemical & consumable stores	Other Item	Total (Recurring) (col.2 to 8)	% of Expenditure on salaries of Teaching staff of Total Recurring Expenditure
1	2	3	4	5	6	7	8	9	10
Andhra Pradesh	0	0	0	0	0	0	0	0	0.00
Arunachal pradesh	0	0	0	311	0	0	7838	8149	0.00
Assam	3720	0	0	0	0	10	1523	5253	70.81
Bihar	0	0	0	0	0	0	0	0	0.00
Goa	0	0	0	0	0	0	0	0	0.00
Gujarat	0	0	0	0	0	0	0	0	0.00
Haryana	0	0	0	0	0	0	0	0	0.00
Himachal Pradesh	7514	0	0	0	0	0	0	7514	100.00
Jammu & Kashmir	0	0	0	0	0	0	0	0	0.00
karnataka	0	0	0	0	0	0	0	0	0.00
Kerala	0	0	0	0	0	0	0	0	0.00
Madhya Pradesh	38226	4247	0	0	0	0	0	42473	90.00
Maharastra	0	59814	0	0	0	0	34055	93869	0.00
Manipur	0	0	0	0	0	0	0	0	0.00
Meghalaya	0	0	0	0	0	0	0	0	0.00
Mizoram	0	4600	0	0	0	0	4125	8725	0.00
Nagaland	1470	2359	0	0	0	1722	2455	8006	18.36
Orissa	41427	0	0	0	0	0	28639	70066	59.13
Punjab	0	0	0	0	0	0	0	0	0.00
Rajasthan	0	3860	0	0	0	0	6311	10171	0.00
sikkim	0	0	0	0	0	0	1536	1536	0.00
Tamil Nadu	0	4736	0	0	0	0	3618	8354	0.00
Tripura	76206	2945	0	0	0	0	6971	86122	88.49
Utter Pradesh	0	0	0	0	0	0	5431	5431	0.00
West Bengal	0	0	0	0	0	0	0	0	0.00
A & N Islands	1023	0	0	0	0	0	184	1207	84.76
Chandigarh	0	0	0	0	0	0	0	0	0.00
D & N Haveli	0	0	0	0	0	0	0	0	0.00
Daman & Diu	0	173	0	0	0	0	0	173	0.00
Delhi	0	0	0	0	0	0	0	0	0.00
Lakshadweep	0	0	0	0	0	0	781	781	0.00
Pondicherry	0	878	0	0	0	0	34	911	0.00
INDIA	169586	83612	0	311	0	1732	103501	358741	47.27

TABLE V - Recurring Expenditure By Item and Type of Institutions

H- Institutions Imparting Instructions in Diploma/certificate

Courses of School Level(Below Matric Level)

(j) Others

(Rupee in Thousands)

State/Union Territory	Salaries and Allowances of Teaching and Academic staff	Salaries and Allowances of Non Teaching staff	Hostels	Libraries	Stipends Scholarships & other Financial concessions	Apparatus chemical & consumable stores	Other item	Total (Recurring) (col.2 to 8)	% of Expenditure on salaries of Teaching staff of Total Recurring Expenditure
1	2	3	4	5	6	7	8	9	10
Andhra Pradesh	0	0	0	0	0	0	0	0	0.00
Arunachal pradesh	0	0	0	0	0	0	0	0	0.00
Assam	1740	566	7	9	16	86	24	2449	71.04
Bihar	163	52	0	0	0	0	0	215	75.87
Goa	0	0	0	0	0	0	0	0	0.00
Gujarat	0	0	0	0	0	0	0	0	0.00
Haryana	0	0	0	0	0	0	0	0	0.00
Himachal Pradesh	1585	214	0	0	7	0	0	1806	87.76
Jammu & Kashmir	0	0	0	0	0	0	0	0	0.00
karnataka	0	0	0	0	0	0	0	0	0.00
Kerala	0	0	0	0	0	0	0	0	0.00
Madhya Pradesh	21776	2420	0	0	0	0	0	24196	90.00
Maharastra	66	13	0	0	0	0	15	94	70.18
Manipur	680	185	0	16	38	0	51	970	70.09
Meghalaya	0	0	0	0	0	0	0	0	0.00
Mizoram	972	4636	0	0	0	0	10949	16557	5.87
Nagaland	14358	5700	0	0	119	11	224	20412	70.34
Orissa	0	0	0	0	0	0	0	0	0.00
Punjab	0	0	0	0	0	0	0	0	0.00
Rajasthan	0	0	0	0	0	0	0	0	0.00
sikkim	0	0	0	0	0	0	0	0	0.00
Tamil Nadu	0	0	0	0	0	0	0	0	0.00
Tripura	0	0	0	0	0	0	0	0	0.00
Utter Pradesh	0	0	0	0	0	0	272786	272786	0.00
West Bengal	0	0	0	0	0	0	0	0	0.00
A & N Islands	0	0	0	0	0	0	0	0	0.00
Chandigarh	0	0	0	0	0	0	0	0	0.00
D & N Haveli	0	0	0	0	0	0	0	0	0.00
Daman & Diu	0	0	0	0	0	0	0	0	0.00
Delhi	0	0	0	0	0	0	0	0	0.00
Lakshadweep	0	0	0	0	0	0	0	0	0.00
Pondicherry	0	0	0	0	0	0	0	0	0.00
INDIA	41340	13787	7	25	180	97	284049	339485	12.18

TABLE V - Recurring Expenditure By Item and Type of Institutions

H- Institutions Imparting Instructions in Diploma/certificate

Courses of School Level(Below Matric Level)

Total (a to j)

(Rupee in Thousands)

State/Union Territory	Salaries and Allowances of Teaching and Academic staff	Salaries and Allowances of Non Teaching staff	Hostels	Libraries	Stipends Scholarships & other Financial concessions	Apparatus chemical & consumable stores	Other item	Total (Recurring) (col.2 to 8)	% of Expenditure on salaries of Teaching staff of Total Recurring Expenditure
1	2	3	4	5	6	7	8	9	10
Andhra Pradesh	91909	14368	5175	270	199	309	3300	115529	79.55
Arunachal pradesh	0	0	0	311	0	0	7838	8149	0.00
Assam	16295	2616	1052	21	873	206	2545	23608	69.02
Bihar	70413	4570	805	102	165	497	782	77335	91.05
Goa	2228	213	4	6	7	1	85	2543	87.62
Gujarat	146913	67297	11843	1003	7556	4958	27248	266817	55.06
Haryana	0	0	0	0	0	0	0	0	0.00
Himachal Pradesh	44062	10889	217	267	1081	1232	3887	61635	71.49
Jammu & Kashmir	154	106	53	20	19	12	59	422	36.41
karnataka	80964	752	0	0	1820	77	305	83918	96.48
Kerala	124444	33353	7727	744	4596	5543	12406	188814	65.91
Madhya Pradesh	189584	34932	356	18	2046	1464	3333	231733	81.81
Maharastra	19156	81137	358	130	1724	838	45217	148561	12.89
Manipur	4136	1622	74	22	668	0	653	7177	57.64
Meghalaya	2876	2701	100	37	0	0	1365	7079	40.63
Mizoram	6947	12891	0	0	0	0	15691	35528	19.55
Nagaland	18033	8759	0	0	119	1733	2980	31624	57.02
Orissa	41427	0	0	0	0	0	28639	70066	59.13
Punjab	23872	13808	926	484	251	54	6026	45420	52.56
Rajasthan	7873	5493	296	20	206	98	7028	21014	37.47
sikkim	2332	0	0	27	0	162	3620	6141	37.97
Tamil Nadu	40510	10305	2033	2995	4016	1468	6787	68114	59.47
Tripura	81099	3748	592	0	28	16	7335	92818	87.37
Utter Pradesh	148320	22651	93	139	2194	330	280287	454014	32.67
West Bengal	101861	8837	35	333	422	267	5382	117136	86.96
A & N Islands	1023	0	0	0	0	0	184	1207	84.76
Chandigarh	0	0	0	0	0	0	0	0	0.00
D & N Haveli	0	0	0	0	0	0	0	0	0.00
Daman & Diu	2046	677	0	1	306	1274	180	4485	45.62
Delhi	0	0	0	0	0	0	0	0	0.00
Lakshadweep	0	0	0	0	0	0	781	781	0.00
Pondicherry	664	1490	482	0	0	68	274	2977	22.29
INDIA	1269141	343214	32221	6950	28297	20607	474216	2174645	58.36

TABLE V - Recurring Expenditure By Item and Type of Institutions

I. Directorate and Inspectorate

(Rupee in Thousands)

State/Union Territory	Salaries and Allowances of Teaching and Academic staff	Salaries and Allowances of Non Teaching staff	Hostels	Libraries	Stipends Scholarships & other Financial concessions	Apparatus chemical & consumable stores	Other Item	Total (Recurring) (col.2 to 8)	% of Expenditure on salaries of Teaching staff of Total Recurring Expenditure
1	2	3	4	5	6	7	8	9	10
Andhra Pradesh	0	111941	0	0	0	0	28584	140525	0.00
Arunachal Pradesh	0	37214	0	18	0	0	7602	44834	0.00
Assam	0	115143	0	35	0	0	17278	132456	0.00
Bihar	0	426629	0	39	24	8	148169	574869	0.00
Goa	0	2512	0	0	0	0	0	2512	0.00
Gujarat	0	0	0	0	0	0	0	0	0.00
Haryana	0	117779	0	0	0	0	6266	124045	0.00
Himachal Pradesh	0	85189	0	0	0	0	6925	92114	0.00
Jammu & Kashmir	0	0	0	0	0	0	0	0	0.00
karnataka	0	75390	0	0	0	0	0	75390	0.00
Kerala	0	200663	0	0	0	0	8508	209170	0.00
Madhya Pradesh	0	800538	0	12410	0	0	41131	854079	0.00
Maharastra	0	172822	0	0	0	0	0	172822	0.00
Manipur	0	48091	0	114	0	0	8708	56912	0.00
Meghalaya	0	22181	0	0	0	0	11288	33469	0.00
Mizoram	0	16856	0	0	0	0	18869	35725	0.00
Nagaland	0	30116	0	0	0	0	8375	38491	0.00
Orissa	0	70957	0	0	0	0	0	70957	0.00
Punjab	0	310749	0	0	0	0	27119	337868	0.00
Rajasthan	0	361282	0	231	4876	1210	5710	373309	0.00
sikkim	0	19456	0	0	0	0	7810	27266	0.00
Tamil Nadu	0	49810	0	0	0	0	0	49810	0.00
Tripura	0	95712	0	43	0	1000	15780	112535	0.00
Utter Pradesh	0	260509	0	53	0	0	4351007	4611570	0.00
West Bengal	0	128300	0	0	0	0	61535	189835	0.00
A & N Islands	0	7913	0	0	0	0	1967	9880	0.00
Chandigarh	0	0	0	0	0	0	0	0	0.00
D & N Haveli	0	3284	0	0	400	0	260	3943	0.00
Daman & Diu	0	28219	0	0	68	0	0	28287	0.00
Delhi	0	1414058	0	0	0	0	386	1414444	0.00
Lakshadweep	0	1292	0	0	0	0	470	1762	0.00
Pondicherry	0	19681	0	48	0	561	175	20465	0.00
INDIA	0	5034285	0	12991	5368	2778	4783922	9839345	0.00

TABLE V - Recurring Expenditure By Item and Type of Institutions

Grand Total - J(A to I)

(Rupee in Thousands)

State/Union Territory	Salaries and Allowances of Teaching and Academic staff	Salaries and Allowances of Non Teaching staff	Hostels	Libraries	Stipends Scholarships & other Financial concessions	Apparatus chemical & consumable stores	Other Item	Total (Recurring) (col.2 to 8)	% of Expenditure on salaries of Teaching staff of Total Recurring Expenditure
1	2	3	4	5	6	7	8	9	10
Andhra Pradesh	14883730	1383537	385209	10190	27053	14893	754886	17459498	85.25
Arunachal pradesh	406770	50177	1917	6917	17441	1727	145999	630948	64.47
Assam	5886560	396937	1550	4458	8264	3853	313671	6615293	88.98
Bihar	15042780	972576	7924	4208	38445	10764	550078	16626775	90.47
Goa	549460	87973	6783	3219	2354	1029	25864	676681	81.20
Gujarat	12286313	896701	25269	24157	102889	75681	966696	14377706	85.45
Haryana	4275336	567024	1612	8828	43028	21555	295559	5212942	82.01
Himachal Pradesh	2663808	331054	49728	2285	26827	10245	220680	3304626	80.61
Jammu & Kashmir	2350590	146752	2585	1566	6642	4086	118513	2630733	89.35
karnataka	11169684	468275	16272	11195	46912	37750	763820	12513908	89.26
Kerala	10036630	788493	47060	5485	74695	15846	382429	11350637	88.42
Madhya Pradesh	12110301	1279532	12483	17502	81822	11700	77500	13590840	89.11
Maharashtra	25352459	2458710	19406	51419	39131	166307	2694408	30781840	82.36
Manipur	891905	95491	2271	1106	2260	1007	62673	1056713	84.40
Meghalaya	607581	45350	10209	508	4665	4997	119738	793048	76.61
Mizoram	546112	39596	0	3	2762	20	49686	638178	85.57
Nagaland	447862	74277	4306	0	2810	6184	259908	795348	56.31
Orissa	2126510	240339	542	1916	3441	1653	73922	2448324	86.86
Punjab	6220442	853727	3738	75876	57555	5565	55866	7362222	88.88
Rajasthan	8278029	1096374	9347	27758	69616	35128	316809	9833060	84.19
sikkim	518236	19456	0	950	0	162	71184	609988	84.96
Tamil Nadu	15223444	651949	14401	11281	117947	16368	747640	16783031	90.71
Tripura	1140661	146647	5011	1682	15665	2266	165622	1477554	77.20
Utter Pradesh	14425413	1697410	8153	9628	135224	22083	10037970	26335880	54.77
West Bengal	13280826	1126197	25559	23005	59076	31481	1397174	15943318	83.30
A & N Islands	271322	7913	0	2014	463	0	39054	320766	84.59
Chandigarh	184051	21573	0	158	994	180	7649	214605	85.76
D & N Haveli	43731	3412	0	109	664	1	2218	50135	87.23
Daman & Diu	47234	30999	0	26	482	1571	1077	81390	58.03
Delhi	5839390	1916463	698	30577	38756	47436	2073655	9946975	58.71
Lakshadweep	60811	3433	585	162	3349	2348	10823	81511	74.60
Pondicherry	336540	47712	482	750	2728	1811	32336	422360	79.68
INDIA	187504520	17946059	669071	288747	1043537	562012	23377888	231391835	81.03

TABLE VI - Non-Recurring Expenditure By Item and Type of Institutions
A - Boards of Intermediate and/or Secondary Education

(Rupee in Thousands)

State/Union Territory	LIBRARIES	BUILDING	OTHER ITEM	TOTAL (NON-REC. EXPDT. COL.2 TO 4)	%OF EXPDT. ON LIB. TO TOTAL NON-REC.EXPDT.	% OF EXPDT. ON BUILDING TO TOTAL NON-REC EXPDT.
1	2	3	4	5	6	7
Andhra Pradesh	812	2395	12364	15571	5.21	15.38
Arunachal Pradesh	0	0	0	0	0.00	0.00
Assam	0	2626	4246	6872	0.00	38.22
Bihar	0	0	2441	2441	0.00	0.00
Goa	0	927	0	927	0.00	100.00
Gujarat	0	0	691	691	0.00	0.00
Haryana	0	10000	6629	16629	0.00	60.14
Himachal Pradesh	0	7052	683	7734	0.00	91.18
Jammu & Kashmir	0	0	0	0	0.00	0.00
Karnataka	0	0	0	0	0.00	0.00
Kerala	0	0	0	0	0.00	0.00
Madhya Pradesh	0	0	0	0	0.00	0.00
Maharashtra	0	4344	3502	7846	0.00	55.37
Manipur	0	335	1006	1341	0.00	25.00
Meghalaya	0	0	3547	3547	0.00	0.00
Mizoram	0	0	0	0	0.00	0.00
Nagaland	0	0	2929	2929	0.00	0.00
Orissa	0	0	0	0	0.00	0.00
Punjab	5190	0	0	5190	100.00	0.00
Rajasthan	0	65	3376	3440	0.00	1.88
Sikkim	0	0	0	0	0.00	0.00
Tamil Nadu	0	0	0	0	0.00	0.00
Tripura	0	0	0	0	0.00	0.00
Uttar Pradesh	0	0	0	0	0.00	0.00
West Bengal	0	0	0	0	0.00	0.00
A & N Islands	0	0	0	0	0.00	0.00
Chandigarh	0	24	0	24	0.00	100.00
D & N Haveli	0	0	0	0	0.00	0.00
Daman & Diu	0	0	0	0	0.00	0.00
Delhi	0	0	0	0	0.00	0.00
Lakshadweep	0	0	0	0	0.00	0.00
Pondicherry	0	0	0	0	0.00	0.00
INDIA	6002	27766	41412	75180	7.98	36.93

TABLE VI - Non-Recurring Expenditure By Item and Type of Institutions

B - Intermediate/pre-Degree/jr. colleges

(Rupee in Thousands)

State/Union Territory	LIBRARIES	BUILDING	OTHER ITEM	TOTAL (NON-REC. EXPDT. COL.2 TO 4)	% OF EXPDT. ON LIB. TO TOTAL NON-REC. EXPDT.	% OF EXPDT. ON BUILDING TO TOTAL NON-REC. EXPDT.
1	2	3	4	5	6	7
Andhra Pradesh	0	0	0	0	0.00	0.00
Arunachal pradesh	0	0	0	0	0.00	0.00
Assam	206	1670	803	2680	7.70	62.33
Bihar	0	0	0	0	0.00	0.00
Goa	0	0	0	0	0.00	0.00
Gujarat	0	0	0	0	0.00	0.00
Haryana	0	0	0	0	0.00	0.00
Himachal Pradesh	0	0	0	0	0.00	0.00
Jammu & Kashmir	0	0	0	0	0.00	0.00
karnataka	0	0	0	0	0.00	0.00
Kerala	0	0	0	0	0.00	0.00
Madhya Pradesh	0	0	0	0	0.00	0.00
Maharastra	0	0	0	0	0.00	0.00
Manipur	0	0	0	0	0.00	0.00
Meghalaya	0	0	0	0	0.00	0.00
Mizoram	0	0	0	0	0.00	0.00
Nagaland	0	0	0	0	0.00	0.00
Orissa	6139	5381	10861	22381	27.43	24.04
Punjab	0	0	0	0	0.00	0.00
Rajasthan	0	0	0	0	0.00	0.00
sikkim	0	0	0	0	0.00	0.00
Tamil Nadu	0	0	0	0	0.00	0.00
Tripura	0	0	0	0	0.00	0.00
Utter Pradesh	0	0	0	0	0.00	0.00
West Bengal	0	0	0	0	0.00	0.00
A & N Islands	0	0	0	0	0.00	0.00
Chandigarh	0	0	0	0	0.00	0.00
D & N Haveli	0	0	0	0	0.00	0.00
Daman & Diu	0	0	0	0	0.00	0.00
Delhi	0	0	0	0	0.00	0.00
Lakshadweep	0	0	0	0	0.00	0.00
Pondicherry	0	0	0	0	0.00	0.00
INDIA	6346	7051	11664	25061	25.32	28.14

TABLE VI - Non-Recurring Expenditure By Item and Type of Institutions

C - Higher Secondary Schools(10+2 pattern)

(I) Higher Secondary Schools with Academic Streams

(Rupee in Thousands)

State/Union Territory	LIBRARIES	BUILDING	OTHER ITEM	TOTAL (NON-REC. EXPDT. COL.2 TO 4)	%OF EXPDT. ON LIB. TO TOTAL NON-REC.EXPDT.	% OF EXPDT. ON BUILDING TO TOTAL NON-REC EXPDT.
1	2	3	4	5	6	7
Andhra Pradesh	0	0	0	0	0.00	0.00
Arunachal Pradesh	0	11950	440	12390	0.00	96.45
Assam	688	3984	8367	13038	5.27	30.56
Bihar	221	1462	1292	2974	7.42	49.16
Goa	145	181	853	1178	12.27	15.36
Gujarat	5084	55931	82892	143908	3.53	38.87
Haryana	998	16623	5043	22664	4.40	73.34
Himachal Pradesh	247	16831	3941	21020	1.18	80.07
Jammu & Kashmir	724	14649	1962	17336	4.18	84.50
Karnataka	200	371569	168	371937	0.05	99.90
Kerala	862	32841	22921	56624	1.52	58.00
Madhya Pradesh	1901	8893	11356	22150	8.58	40.15
Maharashtra	26768	20461	184458	231687	11.55	8.83
Manipur	137	2298	9987	12421	1.10	18.50
Meghalaya	96	44	1237	1376	6.95	3.19
Mizoram	0	0	0	0	0.00	0.00
Nagaland	1	35	32	68	1.91	51.63
Orissa	3036	2661	5372	11069	27.43	24.04
Punjab	0	80606	14520	95126	0.00	84.74
Rajasthan	951	13866	17721	32538	2.92	42.62
Sikkim	0	10097	0	10097	0.00	100.00
Tamil Nadu	0	0	0	0	0.00	0.00
Tripura	391	16885	10628	27904	1.40	60.51
Uttar Pradesh	1723	84226	52464	138413	1.25	60.85
West Bengal	0	7700	2480	10180	0.00	75.64
A & N Islands	0	63884	0	63884	0.00	100.00
Chandigarh	0	0	0	0	0.00	0.00
D & N Haveli	0	7620	2869	10489	0.00	72.64
Daman & Diu	0	0	0	0	0.00	0.00
Delhi	16433	136439	147480	300352	5.47	45.43
Lakshadweep	307	6850	1328	8485	3.62	80.73
Pondicherry	0	7128	2760	9888	0.00	72.09
INDIA	60913	995714	592570	1649197	3.69	60.38

TABLE VI - Non-Recurring Expenditure By Item and Type of Institutions

C-Higher Secondary Schools(10+2 pattern)

(ii)Higher Secondary Schools with vocational streams

(Rupee in Thousands)

State/Union Territory	LIBRARIES	BUILDING	OTHER ITEM	TOTAL (NON-REC. EXPDT. COL.2 TO 4)	%OF EXPDT. ON LIB. TO TOTAL NON-REC.EXPDT.	% OF EXPDT. ON BUILDING TO TOTAL NON-REC EXPDT.
1	2	3	4	5	6	7
Andhra Pradesh	0	0	0	0	0.00	0.00
Arunachal pradesh	0	0	0	0	0.00	0.00
Assam	0	0	0	0	0.00	0.00
Bihar	0	0	0	0	0.00	0.00
Goa	0	0	0	0	0.00	0.00
Gujarat	661	9432	7406	17498	3.78	53.90
Haryana	0	6284	0	6284	0.00	100.00
Himachal Pradesh	0	0	0	0	0.00	0.00
Jammu & Kashmir	0	0	0	0	0.00	0.00
karnataka	0	0	0	0	0.00	0.00
Kerala	5	2961	2804	5771	0.09	51.31
Madhya Pradesh	0	0	0	0	0.00	0.00
Maharastra	0	0	0	0	0.00	0.00
Manipur	0	0	0	0	0.00	0.00
Meghalaya	0	0	0	0	0.00	0.00
Mizoram	0	0	0	0	0.00	0.00
Nagaland	0	0	0	0	0.00	0.00
Orissa	2351	206	4159	6716	35.01	3.07
Punjab	0	0	0	0	0.00	0.00
Rajasthan	0	0	0	0	0.00	0.00
sikkim	0	751	0	751	0.00	100.00
Tamil Nadu	0	0	0	0	0.00	0.00
Tripura	0	0	0	0	0.00	0.00
Utter Pradesh	0	0	0	0	0.00	0.00
West Bengal	0	0	0	0	0.00	0.00
A & N Islands	0	0	0	0	0.00	0.00
Chandigarh	0	0	0	0	0.00	0.00
D & N Haveli	0	0	0	0	0.00	0.00
Daman & Diu	0	0	0	0	0.00	0.00
Delhi	0	0	0	0	0.00	0.00
Lakshadweep	0	0	0	0	0.00	0.00
Pondicherry	0	0	81	81	0.00	0.00
INDIA	3017	19633	14450	37101	8.13	52.92

TABLE VI - Non-Recurring Expenditure By Item and Type of Institutions

C-Higher Secondary schools(10+2 pattern)

(iii)Higher Secondary Schools with Vocational and Academic streamstream

(Rupee in Thousands)

State/Union Territory	LIBRARIES	BUILDING	OTHER ITEM	TOTAL (NON-REC. EXPDT. COL.2 TO 4)	%OF EXPDT. ON LIB. TO TOTAL NON-REC.EXPDT.	% OF EXPDT. ON BUILDING TO TOTAL NON-REC EXPDT.
1	2	3	4	5	6	7
Andhra Pradesh	0	0	0	0	0.00	0.00
Arunachal pradesh	0	0	0	0	0.00	0.00
Assam	0	0	0	0	0.00	0.00
Bihar	0	0	0	0	0.00	0.00
Goa	165	246	991	1403	11.75	17.56
Gujarat	1084	21287	6318	28690	3.78	74.20
Haryana	0	0	0	0	0.00	0.00
Himachal Pradesh	5	0	145	150	3.34	0.00
Jammu & Kashmir	0	0	0	0	0.00	0.00
karnataka	0	0	0	0	0.00	0.00
Kerala	0	0	0	0	0.00	0.00
Madhya Pradesh	0	0	0	0	0.00	0.00
Maharashtra	0	0	0	0	0.00	0.00
Manipur	0	0	0	0	0.00	0.00
Meghalaya	0	0	0	0	0.00	0.00
Mizoram	0	0	0	0	0.00	0.00
Nagaland	0	0	0	0	0.00	0.00
Orissa	0	0	0	0	0.00	0.00
Punjab	821	3094	1744	5658	14.50	54.68
Rajasthan	178	2595	0	2773	6.42	93.58
sikkim	0	0	0	0	0.00	0.00
Tamil Nadu	10287	29670	19526	59483	17.29	49.88
Tripura	0	0	0	0	0.00	0.00
Utter Pradesh	0	0	0	0	0.00	0.00
West Bengal	0	0	0	0	0.00	0.00
A & N Islands	0	0	0	0	0.00	0.00
Chandigarh	0	4	50	54	0.00	7.06
D & N Haveli	0	0	0	0	0.00	0.00
Daman & Diu	0	0	0	0	0.00	0.00
Delhi	0	0	0	0	0.00	0.00
Lakshadweep	0	0	0	0	0.00	0.00
Pondicherry	0	5942	3510	9452	0.00	62.87
INDIA	12540	62838	32284	107662	11.65	58.37

TABLE VI - Non-Recurring Expenditure By Item and Type of Institutions
Total C-(I to iii) (10+2 pattern)

(Rupee in Thousands)

State/Union Territory	LIBRARIES	BUILDING	OTHER ITEM	TOTAL (NON-REC. EXPDT. COL.2 TO 4)	% OF EXPDT. ON LIB. TO TOTAL NON-REC. EXPDT.	% OF EXPDT. ON BUILDING TO TOTAL NON-REC. EXPDT.
1	2	3	4	5	6	7
Andhra Pradesh	0	0	0	0	0.00	0.00
Arunachal pradesh	0	11950	440	12390	0.00	96.45
Assam	688	3984	8367	13038	5.27	30.56
Bihar	221	1462	1292	2974	7.42	49.16
Goa	309	427	1844	2581	11.99	16.56
Gujarat	6829	86650	96616	190096	3.59	45.58
Haryana	998	22907	5043	28948	3.45	79.13
Himachal Pradesh	252	16831	4086	21169	1.19	79.51
Jammu & Kashmir	724	14649	1962	17336	4.18	84.50
karnataka	200	371569	168	371937	0.05	99.90
Kerala	868	35802	25725	62395	1.39	57.38
Madhya Pradesh	1901	8893	11356	22150	8.58	40.15
Maharastra	26768	20461	184458	231687	11.55	8.83
Manipur	137	2298	9987	12421	1.10	18.50
Meghalaya	96	44	1237	1376	6.95	3.19
Mizoram	0	0	0	0	0.00	0.00
Nagaland	1	35	32	68	1.91	51.63
Orissa	5388	2867	9531	17786	30.29	16.12
Punjab	821	83700	16264	100784	0.81	83.05
Rajasthan	1129	16461	17721	35310	3.20	46.62
sikkim	0	10848	0	10848	0.00	100.00
Tamil Nadu	10287	29670	19526	59483	17.29	49.88
Tripura	391	16885	10628	27904	1.40	60.51
Utter Pradesh	1723	84226	52464	138413	1.25	60.85
West Bengal	0	7700	2480	10180	0.00	75.64
A & N Islands	0	63884	0	63884	0.00	100.00
Chandigarh	0	4	50	54	0.00	7.06
D & N Haveli	0	7620	2869	10489	0.00	72.64
Daman & Diu	0	0	0	0	0.00	0.00
Delhi	16433	136439	147480	300352	5.47	45.43
Lakshadweep	307	6850	1328	8485	3.62	80.73
Pondicherry	0	13070	6350	19420	0.00	67.30
INDIA	76470	1078186	639303	1793959	4.26	60.10

TABLE VI - Non-Recurring Expenditure By Item and Type of Institutions
D - High/post Basic Schools

(Rupee in Thousands)

State/Union Territory	LIBRARIES	BUILDING	OTHER ITEM	TOTAL (NON-REC. EXPDT. COL.2 TO 4)	% OF EXPDT. ON LIB. TO TOTAL NON-REC. EXPDT.	% OF EXPDT. ON BUILDING TO TOTAL NON-REC. EXPDT.
1	2	3	4	5	6	7
Andhra Pradesh	1478	27454	29680	58612	2.52	46.84
Arunachal pradesh	0	19700	517	20217	0.00	97.44
Assam	866	19860	8942	29669	2.92	66.94
Bihar	289	7504	7444	15237	1.90	49.25
Goa	131	1627	2778	4537	2.89	35.87
Gujarat	12116	37307	6452	114005	10.63	32.72
Haryana	808	22625	2643	26076	3.10	86.77
Himachal Pradesh	237	10211	7127	17575	1.35	58.10
Jammu & Kashmir	703	24117	6613	31432	2.24	76.73
karnataka	267	171873	13310	185450	0.14	92.68
Kerala	1690	47686	28453	77829	2.17	61.27
Madhya Pradesh	399	2410	983	3792	10.51	63.57
Maharastra	15381	41467	275277	332125	4.63	12.49
Manipur	676	17494	3643	21813	3.10	80.20
Meghalaya	409	10424	4291	15124	2.70	68.92
Mizoram	0	9680	8409	18089	0.00	53.51
Nagaland	37	1000	900	1937	1.91	51.63
Orissa	2035	9237	620754	632026	0.32	1.46
Punjab	5047	22632	5376	33055	15.27	68.47
Rajasthan	2203	3251	15261	20715	10.63	15.69
sikkim	0	15770	0	15770	0.00	100.00
Tamil Nadu	4352	8582	10173	23107	18.83	37.14
Tripura	249	10969	10337	21555	1.15	50.89
Utter Pradesh	767	15902	13734	30404	2.52	52.30
West Bengal	0	9360	5643	15003	0.00	62.39
A & N Islands	0	39412	0	39412	0.00	100.00
Chandigarh	0	0	234	234	0.00	0.00
D & N Haveli	0	5080	1913	6993	0.00	72.64
Daman & Diu	8	0	113	121	6.52	0.00
Delhi	170	252	1040	1462	11.60	17.24
Lakshadweep	0	1240	0	1240	0.00	100.00
Pondicherry	0	18621	2186	20806	0.00	89.50
INDIA	50318	632750	1152354	1835421	2.74	34.47

TABLE VI - Non-Recurring Expenditure By Item and Type of Institutions
E - Middle/senior Basic Schools

(Rupee in Thousands)

State/Union Territory	LIBRARIES	BUILDING	OTHER ITEM	TOTAL (NON-REC. EXPDT. COL.2 TO 4)	% OF EXPDT. ON LIB. TO TOTAL NON-REC. EXPDT.	% OF EXPDT. ON BUILDING TO TOTAL NON-REC. EXPDT.
1	2	3	4	5	6	7
Andhra Pradesh			9155	9155	0.00	0.00
Arunachal Pradesh			59021	59021	0.00	0.00
Assam			31158	31158	0.00	0.00
Bihar			16911	16911	0.00	0.00
Goa			0	0	0.00	0.00
Gujarat			99525	99525	0.00	0.00
Haryana			2255	2255	0.00	0.00
Himachal Pradesh			1189	1189	0.00	0.00
Jammu & Kashmir			42362	42362	0.00	0.00
Karnataka			2876930	2876930	0.00	0.00
Kerala			13382	13382	0.00	0.00
Madhya Pradesh			22010	22010	0.00	0.00
Maharashtra			90639	90639	0.00	0.00
Manipur			33009	33009	0.00	0.00
Meghalaya			10750	10750	0.00	0.00
Mizoram			4773	4773	0.00	0.00
Nagaland			31005	31005	0.00	0.00
Orissa			1066594	1066594	0.00	0.00
Punjab			4445	4445	0.00	0.00
Rajasthan			33512	33512	0.00	0.00
Sikkim			5846	5846	0.00	0.00
Tamil Nadu			0	0	0.00	0.00
Tripura			16985	16985	0.00	0.00
Uttar Pradesh			59912	59912	0.00	0.00
West Bengal			0	0	0.00	0.00
A & N Islands			23365	23365	0.00	0.00
Chandigarh			23	23	0.00	0.00
D & N Haveli			5295	5295	0.00	0.00
Daman & Diu			0	0	0.00	0.00
Delhi			45202	45202	0.00	0.00
Lakshadweep			1860	1860	0.00	0.00
Pondicherry			10211	10211	0.00	0.00
INDIA	0	0	4617323	4617323	0.00	0.00

TABLE VI - Non-Recurring Expenditure By Item and Type of Institutions
F - Primary/Junior Basic Schools

(Rupee in Thousands)

State/Union Territory	LIBRARIES	BUILDING	OTHER ITEM	TOTAL (NON-REC. EXPDT. COL.2 TO 4)	% OF EXPDT. ON LIB. TO TOTAL NON-REC. EXPDT.	% OF EXPDT. ON BUILDING TO TOTAL NON-REC. EXPDT.
1	2	3	4	5	6	7
Andhra Pradesh			52122	52122	0.00	0.00
Arunachal pradesh			54024	54024	0.00	0.00
Assam			73911	73911	0.00	0.00
Bihar			49972	49972	0.00	0.00
Goa			0	0	0.00	0.00
Gujarat			84678	84678	0.00	0.00
Haryana			2989	2989	0.00	0.00
Himachal Pradesh			10400	10400	0.00	0.00
Jammu & Kashmir			71688	71688	0.00	0.00
karnataka			7301	7301	0.00	0.00
Kerala			16367	16367	0.00	0.00
Madhya Pradesh			11399	11399	0.00	0.00
Maharashtra			71216	71216	0.00	0.00
Manipur			10889	10889	0.00	0.00
Meghalaya			22272	22272	0.00	0.00
Mizoram			4166	4166	0.00	0.00
Nagaland			22503	22503	0.00	0.00
Orissa			3451751	3451751	0.00	0.00
Punjab			3221	3221	0.00	0.00
Rajasthan			92268	92268	0.00	0.00
sikkim			7100	7100	0.00	0.00
Tamil Nadu			0	0	0.00	0.00
Tripura			39223	39223	0.00	0.00
Utter Pradesh			181136	181136	0.00	0.00
West Bengal			0	0	0.00	0.00
A & N Islands			34600	34600	0.00	0.00
Chandigarh			1	1	0.00	0.00
D & N Haveli			2908	2908	0.00	0.00
Daman & Diu			0	0	0.00	0.00
Delhi			241436	241436	0.00	0.00
Lakshadweep			0	0	0.00	0.00
Pondicherry			6512	6512	0.00	0.00
INDIA	0	0	4626050	4626050	0.00	0.00

TABLE VI - Non-Recurring Expenditure By Item and Type of Institutions
G - Pre-primary/pre-Basic Schools

(Rupee in Thousands)

State/Union Territory	LIBRARIES	BUILDING	OTHER ITEM	TOTAL (NON-REC. EXPDT. COL.2 TO 4)	%OF EXPDT. ON LIB. TO TOTAL NON-REC.EXPDT.	% OF EXPDT. ON BUILDING TO TOTAL NON-REC EXPDT.
1	2	3	4	5	6	7
Andhra Pradesh			0	0	0.00	0.00
Arunachal pradesh			68	68	0.00	0.00
Assam			257	257	0.00	0.00
Bihar			0	0	0.00	0.00
Goa			0	0	0.00	0.00
Gujarat			2173	2173	0.00	0.00
Haryana			0	0	0.00	0.00
Himachal Pradesh			4	4	0.00	0.00
Jammu & Kashmir			0	0	0.00	0.00
karnataka			0	0	0.00	0.00
Kerala			77	77	0.00	0.00
Madhya Pradesh			0	0	0.00	0.00
Maharastra			0	0	0.00	0.00
Manipur			0	0	0.00	0.00
Meghalaya			0	0	0.00	0.00
Mizoram			0	0	0.00	0.00
Nagaland			0	0	0.00	0.00
Orissa			0	0	0.00	0.00
Punjab			0	0	0.00	0.00
Rajasthan			0	0	0.00	0.00
sikkim			0	0	0.00	0.00
Tamil Nadu			0	0	0.00	0.00
Tripura			3181	3181	0.00	0.00
Utter Pradesh			49	49	0.00	0.00
West Bengal			0	0	0.00	0.00
A & N Islands			0	0	0.00	0.00
Chandigarh			0	0	0.00	0.00
D & N Haveli			0	0	0.00	0.00
Daman & Diu			0	0	0.00	0.00
Delhi			0	0	0.00	0.00
Lakshadweep			0	0	0.00	0.00
Pondicherry			380	380	0.00	0.00
INDIA	0	0	6188	6188	0.00	0.00

TABLE VI - Non-Recurring Expenditure By Item and Type of Institutions
Total of Elementary Education(E,F,G)

(Rupee in Thousands)

State/Union Territory	LIBRARIES	BUILDING	OTHER ITEM	TOTAL (NON-REC. EXPDT. COL.2 TO 4)	%OF EXPDT. ON LIB. TO TOTAL NON-REC.EXPDT.	% OF EXPDT. ON BUILDING TO TOTAL NON-REC EXPDT.
1	2	3	4	5	6	7
Andhra Pradesh	0	0	61277	61277	0.00	0.00
Arunachal pradesh	0	0	113112	113112	0.00	0.00
Assam	0	0	105326	105326	0.00	0.00
Bihar	0	0	66883	66883	0.00	0.00
Goa	0	0	0	0	0.00	0.00
Gujarat	0	0	186375	186375	0.00	0.00
Haryana	0	0	5243	5243	0.00	0.00
Himachal Pradesh	0	0	11592	11592	0.00	0.00
Jammu & Kashmir	0	0	114050	114050	0.00	0.00
karnataka	0	0	2884231	2884231	0.00	0.00
Kerala	0	0	29826	29826	0.00	0.00
Madhya Pradesh	0	0	33409	33409	0.00	0.00
Maharashtra	0	0	161855	161855	0.00	0.00
Manipur	0	0	43898	43898	0.00	0.00
Meghalaya	0	0	33022	33022	0.00	0.00
Mizoram	0	0	8938	8938	0.00	0.00
Nagaland	0	0	53508	53508	0.00	0.00
Orissa	0	0	4518345	4518345	0.00	0.00
Punjab	0	0	7666	7666	0.00	0.00
Rajasthan	0	0	125779	125779	0.00	0.00
sikkim	0	0	12946	12946	0.00	0.00
Tamil Nadu	0	0	0	0	0.00	0.00
Tripura	0	0	59389	59389	0.00	0.00
Utter Pradesh	0	0	241097	241097	0.00	0.00
West Bengal	0	0	0	0	0.00	0.00
A & N Islands	0	0	57965	57965	0.00	0.00
Chandigarh	0	0	24	24	0.00	0.00
D & N Haveli	0	0	8203	8203	0.00	0.00
Daman & Diu	0	0	0	0	0.00	0.00
Delhi	0	0	286638	286638	0.00	0.00
Lakshadweep	0	0	1860	1860	0.00	0.00
Pondicherry	0	0	17102	17102	0.00	0.00
INDIA	0	0	9249561	9249561	0.00	0.00

TABLE VI - Non-Recurring Expenditure By Item and Type of Institutions

H- Institutions Imparting Instructions in Diploma/certificate

Courses of School Level(Below Matric Level)

(a)Agriculture & Forestry

(Rupee in Thousands)

State/Union Territory	LIBRARIES	BUILDING	OTHER ITEM	TOTAL (NON-REC. EXPDT. COL.2 TO 4)	%OF EXPDT. ON LIB. TO TOTAL NON-REC.EXPDT.	% OF EXPDT. ON BUILDING TO TOTAL NON-REC EXPDT.
1	2	3	4	5	6	7
Andhra Pradesh	0	0	0	0	0.00	0.00
Arunachal pradesh	0	0	0	0	0.00	0.00
Assam	0	0	0	0	0.00	0.00
Bihar	0	0	0	0	0.00	0.00
Goa	0	0	0	0	0.00	0.00
Gujarat	0	0	0	0	0.00	0.00
Haryana	0	0	0	0	0.00	0.00
Himachal Pradesh	0	0	0	0	0.00	0.00
Jammu & Kashmir	0	0	0	0	0.00	0.00
karnataka	0	0	0	0	0.00	0.00
Kerala	0	0	0	0	0.00	0.00
Madhya Pradesh	0	0	0	0	0.00	0.00
Maharastra	26	140	478	644	4.05	21.69
Manipur	0	0	0	0	0.00	0.00
Meghalaya	0	0	0	0	0.00	0.00
Mizoram	0	0	0	0	0.00	0.00
Nagaland	0	0	0	0	0.00	0.00
Orissa	0	0	0	0	0.00	0.00
Punjab	0	0	0	0	0.00	0.00
Rajasthan	0	0	0	0	0.00	0.00
sikkim	0	0	0	0	0.00	0.00
Tamil Nadu	0	0	0	0	0.00	0.00
Tripura	0	0	0	0	0.00	0.00
Utter Pradesh	0	0	0	0	0.00	0.00
West Bengal	0	0	0	0	0.00	0.00
A & N Islands	0	0	0	0	0.00	0.00
Chandigarh	0	0	0	0	0.00	0.00
D & N Haveli	0	0	0	0	0.00	0.00
Daman & Diu	0	0	0	0	0.00	0.00
Delhi	0	0	0	0	0.00	0.00
Lakshadweep	0	0	0	0	0.00	0.00
Pondicherry	0	0	0	0	0.00	0.00
INDIA	26	140	478	644	4.05	21.69

TABLE VI - Non-Recurring Expenditure By Item and Type of Institutions

H- Institutions Imparting Instructions in Diploma/certificate

Courses of School Level(Below Matric Level)

(b)Medicine(Nursing & Midwifery)

(Rupee in Thousands)

State/Union Territory	LIBRARIES	BUILDING	OTHER ITEM	TOTAL (NON-REC. EXPD. COL.2 TO 4)	%OF EXPD. ON LIB. TO TOTAL NON-REC.EXPD.	% OF EXPD. ON BUILDING TO TOTAL NON-REC EXPD.
1	2	3	4	5	6	7
Andhra Pradesh	0	0	0	0	0.00	0.00
Arunachal pradesh	0	0	0	0	0.00	0.00
Assam	0	0	0	0	0.00	0.00
Bihar	0	0	0	0	0.00	0.00
Goa	0	0	0	0	0.00	0.00
Gujarat	0	0	0	0	0.00	0.00
Haryana	0	0	0	0	0.00	0.00
Himachal Pradesh	0	0	0	0	0.00	0.00
Jammu & Kashmir	0	0	0	0	0.00	0.00
karnataka	0	0	0	0	0.00	0.00
Kerala	0	0	0	0	0.00	0.00
Madhya Pradesh	64	0	79	143	44.94	0.00
Maharastra	0	0	0	0	0.00	0.00
Manipur	0	0	0	0	0.00	0.00
Meghalaya	0	0	0	0	0.00	0.00
Mizoram	0	0	0	0	0.00	0.00
Nagaland	0	0	0	0	0.00	0.00
Orissa	0	0	0	0	0.00	0.00
Punjab	0	0	0	0	0.00	0.00
Rajasthan	0	0	0	0	0.00	0.00
sikkim	0	0	0	0	0.00	0.00
Tamil Nadu	0	0	0	0	0.00	0.00
Tripura	0	0	0	0	0.00	0.00
Utter Pradesh	0	0	0	0	0.00	0.00
West Bengal	0	0	0	0	0.00	0.00
A & N Islands	0	0	0	0	0.00	0.00
Chandigarh	0	0	0	0	0.00	0.00
D & N Haveli	0	0	0	0	0.00	0.00
Daman & Diu	0	0	0	0	0.00	0.00
Delhi	0	0	0	0	0.00	0.00
Lakshadweep	0	0	0	0	0.00	0.00
Pondicherry	0	0	0	0	0.00	0.00
INDIA	64	0	79	143	44.94	0.00

TABLE VI - Non-Recurring Expenditure By Item and Type of Institutions
H- Institutions Imparting Instructions in Diploma/certificate
Courses of School Level(Below Matric Level)
(c)Teacher Training

(Rupee in Thousands)

State/Union Territory	LIBRARIES	BUILDING	OTHER ITEM	TOTAL (NON-REC. EXPDT. COL.2 TO 4)	%OF EXPDT. ON LIB. TO TOTAL NON-REC.EXPDT.	% OF EXPDT. ON BUILDING TO TOTAL NON-REC EXPDT.
1	2	3	4	5	6	7
Andhra Pradesh	0	0	0	0	0.00	0.00
Arunachal pradesh	0	0	0	0	0.00	0.00
Assam	0	0	0	0	0.00	0.00
Bihar	0	0	0	0	0.00	0.00
Goa	0	0	0	0	0.00	0.00
Gujarat	784	1910	3570	6264	12.51	30.49
Haryana	0	0	0	0	0.00	0.00
Himachal Pradesh	0	0	188	188	0.00	0.00
Jammu & Kashmir	0	0	0	0	0.00	0.00
karnataka	0	0	0	0	0.00	0.00
Kerala	0	0	0	0	0.00	0.00
Madhya Pradesh	0	0	0	0	0.00	0.00
Maharastra	0	0	0	0	0.00	0.00
Manipur	0	0	0	0	0.00	0.00
Meghalaya	0	3	255	258	0.00	1.03
Mizoram	0	0	0	0	0.00	0.00
Nagaland	0	0	0	0	0.00	0.00
Orissa	0	0	0	0	0.00	0.00
Punjab	36	0	68	103	34.71	0.00
Rajasthan	0	0	0	0	0.00	0.00
sikkim	0	400	0	400	0.00	100.00
Tamil Nadu	0	0	0	0	0.00	0.00
Tripura	0	0	45	45	0.00	0.00
Utter Pradesh	39	732	850	1621	2.39	45.16
West Bengal	0	0	0	0	0.00	0.00
A & N Islands	0	0	0	0	0.00	0.00
Chandigarh	0	0	0	0	0.00	0.00
D & N Haveli	0	0	0	0	0.00	0.00
Daman & Diu	0	0	0	0	0.00	0.00
Delhi	0	0	0	0	0.00	0.00
Lakshadweep	0	0	0	0	0.00	0.00
Pondicherry	0	0	0	0	0.00	0.00
INDIA	858	3045	4976	8880	9.66	34.29

TABLE VI - Non-Recurring Expenditure By Item and Type of Institutions

H- Institutions Imparting Instructions in Diploma/certificate

Courses of School Level(Below Matric Level)

(d)Industrial/Arts & Crafts

(Rupee in Thousands)

State/Union Territory	LIBRARIES	BUILDING	OTHER ITEM	TOTAL (NON-REC. EXPDT. COL.2 TO 4)	%OF EXPDT. ON LIB. TO TOTAL NON-REC.EXPDT.	% OF EXPDT. ON BUILDING TO TOTAL NON-REC EXPDT.
1	2	3	4	5	6	7
Andhra Pradesh	0	0	0	0	0.00	0.00
Arunachal pradesh	0	0	0	0	0.00	0.00
Assam	0	624	90	713	0.00	87.41
Bihar	0	0	42	42	0.00	0.00
Goa	0	0	0	0	0.00	0.00
Gujarat	0	30	402	431	0.00	6.89
Haryana	0	0	0	0	0.00	0.00
Himachal Pradesh	0	1880	11	1891	0.00	99.43
Jammu & Kashmir	0	0	0	0	0.00	0.00
karnataka	0	0	0	0	0.00	0.00
Kerala	74	1664	2511	4248	1.74	39.17
Madhya Pradesh	0	315	170	485	0.00	64.95
Maharastra	0	0	0	0	0.00	0.00
Manipur	0	0	74	74	0.00	0.00
Meghalaya	0	0	0	0	0.00	0.00
Mizoram	0	0	0	0	0.00	0.00
Nagaland	0	0	0	0	0.00	0.00
Orissa	0	0	0	0	0.00	0.00
Punjab	0	6	452	458	0.00	1.31
Rajasthan	0	0	0	0	0.00	0.00
sikkim	0	0	0	0	0.00	0.00
Tamil Nadu	0	0	0	0	0.00	0.00
Tripura	0	0	0	0	0.00	0.00
Utter Pradesh	0	288	277	564	0.00	50.97
West Bengal	0	0	0	0	0.00	0.00
A & N Islands	0	0	0	0	0.00	0.00
Chandigarh	0	0	0	0	0.00	0.00
D & N Haveli	0	0	0	0	0.00	0.00
Daman & Diu	0	800	0	800	0.00	100.00
Delhi	0	0	0	0	0.00	0.00
Lakshadweep	0	0	0	0	0.00	0.00
Pondicherry	0	0	0	0	0.00	0.00
INDIA	74	5606	4027	9706	0.76	57.76

TABLE VI - Non-Recurring Expenditure By Item and Type of Institutions

H- Institutions Imparting Instructions in Diploma/certificate

Courses of School Level(Below Matric Level)

(e)Music & Fine Arts

(Rupee In Thousands)

State/Union Territory	LIBRARIES	BUILDING	OTHER ITEM	TOTAL (NON-REC. EXPDT. COL.2 TO 4)	%OF EXPDT. ON LIB. TO TOTAL NON-REC.EXPDT.	% OF EXPDT. ON BUILDING TO TOTAL NON-REC EXPDT.
1	2	3	4	5	6	7
Andhra Pradesh	0	0	0	0	0.00	0.00
Arunachal pradesh	0	0	0	0	0.00	0.00
Assam	0	24	18	42	0.00	57.15
Bihar	0	0	0	0	0.00	0.00
Goa	1	12	0	13	6.43	93.57
Gujarat	1	0	35	36	2.38	0.00
Haryana	0	0	0	0	0.00	0.00
Himachal Pradesh	0	0	0	0	0.00	0.00
Jammu & Kashmir	0	0	0	0	0.00	0.00
karnataka	0	0	0	0	0.00	0.00
Kerala	56	1039	719	1814	3.08	57.26
Madhya Pradesh	0	0	0	0	0.00	0.00
Maharastra	0	0	0	0	0.00	0.00
Manipur	0	0	0	0	0.00	0.00
Meghalaya	0	0	0	0	0.00	0.00
Mizoram	0	0	0	0	0.00	0.00
Nagaland	0	0	0	0	0.00	0.00
Orissa	0	0	0	0	0.00	0.00
Punjab	0	0	0	0	0.00	0.00
Rajasthan	0	9	7	16	0.00	56.09
sikkim	0	0	0	0	0.00	0.00
Tamil Nadu	0	0	0	0	0.00	0.00
Tripura	0	0	0	0	0.00	0.00
Utter Pradesh	10	0	6	16	60.52	0.00
West Bengal	0	0	0	0	0.00	0.00
A & N Islands	0	0	0	0	0.00	0.00
Chandigarh	0	0	0	0	0.00	0.00
D & N Haveli	0	0	0	0	0.00	0.00
Daman & Diu	0	0	0	0	0.00	0.00
Delhi	0	0	0	0	0.00	0.00
Lakshadweep	0	0	0	0	0.00	0.00
Pondicherry	0	0	0	0	0.00	0.00
INDIA	67	1084	786	1937	3.47	55.95

TABLE VI - Non-Recurring Expenditure By Item and Type of Institutions
H- Institutions Imparting Instructions in Diploma/certificate
Courses of School Level(Below Matric Level)
(f) For the Handicapped

(Rupee in Thousands)

State/Union Territory	LIBRARIES	BUILDING	OTHER ITEM	TOTAL (NON-REC. EXPDT. COL.2 TO 4)	%OF EXPDT. ON LIB. TO TOTAL NON-REC.EXPDT.	% OF EXPDT. ON BUILDING TO TOTAL NON-REC EXPDT.
1	2	3	4	5	6	7
Andhra Pradesh	0.5	322.9	0.5	323.9	0.15	99.69
Arunachal Pradesh	0.0	0.0	0.0	0.0	0.00	0.00
Assam	7.6	105.0	178.4	290.9	2.60	36.09
Bihar	0.0	1.0	0.0	1.0	0.00	100.00
Goa	0.0	0.0	0.0	0.0	0.00	0.00
Gujarat	4.1	1865.6	914.5	2784.1	0.15	67.01
Haryana	0.0	0.0	0.0	0.0	0.00	0.00
Himachal Pradesh	0.0	0.0	34.2	34.2	0.00	0.00
Jammu & Kashmir	0.0	0.0	0.0	0.0	0.00	0.00
Karnataka	0.0	0.0	0.0	0.0	0.00	0.00
Kerala	4.6	305.1	652.4	962.1	0.48	31.71
Madhya Pradesh	21.9	0.0	87.0	108.9	20.14	0.00
Maharashtra	0.0	0.0	0.0	0.0	0.00	0.00
Manipur	0.7	0.0	237.8	238.5	0.28	0.00
Meghalaya	0.0	0.0	0.0	0.0	0.00	0.00
Mizoram	0.0	0.0	0.0	0.0	0.00	0.00
Nagaland	0.0	0.0	0.0	0.0	0.00	0.00
Orissa	0.0	0.0	0.0	0.0	0.00	0.00
Punjab	0.0	86.5	213.5	300.0	0.00	28.83
Rajasthan	4.3	33.6	3.8	41.7	10.28	80.53
Sikkim	0.0	0.0	0.0	0.0	0.00	0.00
Tamil Nadu	0.0	0.0	0.0	0.0	0.00	0.00
Tripura	0.0	0.0	119.9	119.9	0.00	0.00
Uttar Pradesh	20.4	0.0	0.0	20.4	100.00	0.00
West Bengal	0.0	0.0	0.0	0.0	0.00	0.00
A & N Islands	0.0	0.0	0.0	0.0	0.00	0.00
Chandigarh	0.0	0.0	0.0	0.0	0.00	0.00
D & N Haveli	0.0	0.0	0.0	0.0	0.00	0.00
Daman & Diu	0.0	0.0	0.0	0.0	0.00	0.00
Delhi	0.0	0.0	0.0	0.0	0.00	0.00
Lakshadweep	0.0	0.0	0.0	0.0	0.00	0.00
Pondichery	0.0	0.0	0.0	0.0	0.00	0.00
INDIA	64.0	2719.6	2442.1	5225.7	1.23	52.04

TABLE VI - Non-Recurring Expenditure By Item and Type of Institutions

H- Institutions Imparting Instructions in Diploma/certificate

Courses of School Level(Below Matric Level)

(g) Reformatory / Certified

(Rupee in Thousands)

State/Union Territory	LIBRARIES	BUILDING	OTHER ITEM	TOTAL (NON-REC. EXPDT. COL.2 TO 4)	%OF EXPDT. ON LIB. TO TOTAL NON-REC.EXPDT.	% OF EXPDT. ON BUILDING TO TOTAL NON-REC EXPDT.
1	2	3	4	5	6	7
Andhra Pradesh	0	0	0	0	0.00	0.00
Arunachal pradesh	0	0	0	0	0.00	0.00
Assam	0	0	0	0	0.00	0.00
Bihar	0	0	0	0	0.00	0.00
Goa	0	0	0	0	0.00	0.00
Gujarat	0	0	0	0	0.00	0.00
Haryana	0	0	0	0	0.00	0.00
Himachal Pradesh	0	0	0	0	0.00	0.00
Jammu & Kashmir	0	0	0	0	0.00	0.00
karnataka	0	0	0	0	0.00	0.00
Kerala	0	0	0	0	0.00	0.00
Madhya Pradesh	0	0	0	0	0.00	0.00
Maharashtra	0	0	0	0	0.00	0.00
Manipur	0	0	0	0	0.00	0.00
Meghalaya	0	0	0	0	0.00	0.00
Mizoram	0	0	0	0	0.00	0.00
Nagaland	0	0	0	0	0.00	0.00
Orissa	0	0	0	0	0.00	0.00
Punjab	0	0	0	0	0.00	0.00
Rajasthan	0	0	0	0	0.00	0.00
sikkim	0	0	0	0	0.00	0.00
Tamil Nadu	0	0	0	0	0.00	0.00
Tripura	0	0	0	0	0.00	0.00
Utter Pradesh	0	0	0	0	0.00	0.00
West Bengal *	0	0	0	0	0.00	0.00
A & N Islands	0	0	0	0	0.00	0.00
Chandigarh	0	0	0	0	0.00	0.00
D & N Haveli	0	0	0	0	0.00	0.00
Daman & Diu	0	0	0	0	0.00	0.00
Delhi	0	0	0	0	0.00	0.00
Lakshadweep	0	0	0	0	0.00	0.00
Pondicherry	0	0	0	0	0.00	0.00
INDIA	0	0	0	0	0.00	0.00

TABLE VI - Non-Recurring Expenditure By Item and Type of Institutions

H- Institutions Imparting Instructions in Diploma/certificate

Courses of School Level(Below Matric Level)

(h) Oriental Studies

(Rupee in Thousands)

State/Union Territory	LIBRARIES	BUILDING	OTHER ITEM	TOTAL (NON-REC. EXPDT. COL.2 TO 4)	%OF EXPDT. ON LIB. TO TOTAL NON-REC.EXPDT.	% OF EXPDT. ON BUILDING TO TOTAL NON-REC EXPDT.
1	2	3	4	5	6	7
Andhra Pradesh	0	49	20	69	0.00	70.68
Arunachal pradesh	0	0	0	0	0.00	0.00
Assam	36	149	30	216	16.83	69.12
Bihar	0	68	415	483	0.00	14.09
Goa	0	0	0	0	0.00	0.00
Gujarat	15	125	175	315	4.70	39.64
Haryana	0	0	0	0	0.00	0.00
Himachal Pradesh	0	0	0	0	0.00	0.00
Jammu & Kashmir	0	0	0	0	0.00	0.00
karnataka	0	0	0	0	0.00	0.00
Kerala	0	0	0	0	0.00	0.00
Madhya Pradesh	0	0	11	11	0.00	0.00
Maharastra	0	0	39	39	0.00	0.00
Manipur	0	0	0	0	0.00	0.00
Meghalaya	0	0	0	0	0.00	0.00
Mizoram	0	0	0	0	0.00	0.00
Nagaland	0	0	0	0	0.00	0.00
Orissa	0	0	0	0	0.00	0.00
Punjab	0	0	0	0	0.00	0.00
Rajasthan	0	0	0	0	0.00	0.00
sikkim	0	0	0	0	0.00	0.00
Tamil Nadu	0	0	0	0	0.00	0.00
Tripura	0	0	0	0	0.00	0.00
Utter Pradesh	231	300	2471	3002	7.70	9.98
West Bengal	0	0	0	0	0.00	0.00
A & N Islands	0	0	0	0	0.00	0.00
Chandigarh	0	0	0	0	0.00	0.00
D & N Haveli	0	0	0	0	0.00	0.00
Daman & Diu	0	0	0	0	0.00	0.00
Delhi	0	0	0	0	0.00	0.00
Lakshadweep	0	0	0	0	0.00	0.00
Pondicherry	0	0	0	0	0.00	0.00
INDIA	282	690	3162	4134	6.83	16.69

TABLE VI - Non-Recurring Expenditure By Item and Type of Institutions
H- Institutions Imparting Instructions in Diploma/certificate
Courses of School Level(Below Matric Level)
(i) Social (Adult) Education

(Rupee in Thousands)

State/Union Territory	LIBRARIES	BUILDING	OTHER ITEM	TOTAL (NON-REC. EXPDT. COL.2 TO 4)	%OF EXPDT. ON LIB. TO TOTAL NON-REC.EXPDT.	% OF EXPDT. ON BUILDING TO TOTAL NON-REC EXPDT.
1	2	3	4	5	6	7
Andhra Pradesh	0	0	0	0	0.00	0.00
Arunachal pradesh	250	637	88	975	25.65	65.36
Assam	95	0	0	95	100.00	0.00
Bihar	0	0	0	0	0.00	0.00
Goa	0	0	0	0	0.00	0.00
Gujarat	0	0	0	0	0.00	0.00
Haryana	0	0	0	0	0.00	0.00
Himachal Pradesh	0	0	0	0	0.00	0.00
Jammu & Kashmir	0	0	0	0	0.00	0.00
karnataka	0	0	0	0	0.00	0.00
Kerala	0	0	0	0	0.00	0.00
Madhya Pradesh	0	0	0	0	0.00	0.00
Maharastra	0	0	0	0	0.00	0.00
Manipur	0	0	0	0	0.00	0.00
Meghalaya	0	0	0	0	0.00	0.00
Mizoram	0	0	0	0	0.00	0.00
Nagaland	0	0	0	0	0.00	0.00
Orissa	0	0	0	0	0.00	0.00
Punjab	0	0	0	0	0.00	0.00
Rajasthan	0	0	0	0	0.00	0.00
sikkim	0	4558	0	4558	0.00	100.00
Tamil Nadu	0	0	0	0	0.00	0.00
Tripura	0	0	337	337	0.00	0.00
Utter Pradesh	0	0	122206	122206	0.00	0.00
West Bengal	0	0	0	0	0.00	0.00
A & N Islands	0	0	0	0	0.00	0.00
Chandigarh	0	0	0	0	0.00	0.00
D & N Haveli	0	0	0	0	0.00	0.00
Daman & Diu	0	0	0	0	0.00	0.00
Delhi	0	0	0	0	0.00	0.00
Lakshadweep	0	0	0	0	0.00	0.00
Pondicherry	0	0	0	0	0.00	0.00
INDIA	345	5195	122631	128171	0.27	4.05

TABLE VI - Non-Recurring Expenditure By Item and Type of Institutions

H- Institutions Imparting Instructions in Diploma/certificate

Courses of School Level(Below Matric Level)

(j) Others

(Rupee in Thousands)

State/Union Territory	LIBRARIES	BUILDING	OTHER ITEM	TOTAL (NON-REC. EXPDT. COL.2 TO 4)	%OF EXPDT. ON LIB. TO TOTAL NON-REC.EXPDT.	% OF EXPDT. ON BUILDING TO TOTAL NON-REC EXPDT.
1	2	3	4	5	6	7
Andhra Pradesh	0	0	0	0	0.00	0.00
Arunachal pradesh	0	0	0	0	0.00	0.00
Assam	0	164	431	595	0.00	27.62
Bihar	0	0	0	0	0.00	0.00
Goa	0	0	0	0	0.00	0.00
Gujarat	0	0	0	0	0.00	0.00
Haryana	0	0	0	0	0.00	0.00
Himachal Pradesh	0	0	0	0	0.00	0.00
Jammu & Kashmir	0	0	0	0	0.00	0.00
karnataka	0	0	0	0	0.00	0.00
Kerala	0	0	0	0	0.00	0.00
Madhya Pradesh	0	0	0	0	0.00	0.00
Maharastra	0	0	0	0	0.00	0.00
Manipur	6	0	35	41	14.13	0.00
Meghalaya	0	0	0	0	0.00	0.00
Mizoram	0	0	0	0	0.00	0.00
Nagaland	0	0	0	0	0.00	0.00
Orissa	0	0	0	0	0.00	0.00
Punjab	0	0	0	0	0.00	0.00
Rajasthan	0	0	0	0	0.00	0.00
sikkim	0	0	0	0	0.00	0.00
Tamil Nadu	0	0	0	0	0.00	0.00
Tripura	0	0	0	0	0.00	0.00
Utter Pradesh	0	0	465583	465583	0.00	0.00
West Bengal	0	0	0	0	0.00	0.00
A & N Islands	0	0	0	0	0.00	0.00
Chandigarh	0	0	0	0	0.00	0.00
D & N Haveli	0	0	0	0	0.00	0.00
Daman & Diu	0	0	0	0	0.00	0.00
Delhi	0	0	0	0	0.00	0.00
Lakshadweep	0	0	0	0	0.00	0.00
Pondicherry	0	0	0	0	0.00	0.00
INDIA	6	164	466049	466219	0.00	0.04

TABLE VI - Non-Recurring Expenditure By Item and Type of Institutions

H- Institutions Imparting Instructions in Diploma/certificate

Courses of School Level(Below Matric Level)

Total (a to j)

(Rupee in Thousands)

State/Union Territory	LIBRARIES	BUILDING	OTHER ITEM	TOTAL (NON-REC. EXPD. COL.2 TO 4)	%OF EXPD. ON LIB. TO TOTAL NON-REC.EXPDT.	% OF EXPD. ON BUILDING TO TOTAL NON-REC EXPDT.
1	2	3	4	5	6	7
Andhra Pradesh	1	372	21	393	0.13	94.61
Arunachal pradesh	250	637	88	975	25.65	65.36
Assam	139	1066	747	1952	7.12	54.61
Bihar	0	69	457	526	0.00	13.13
Goa	1	12	0	13	6.43	93.57
Gujarat	803	3930	5097	9830	8.17	39.98
Haryana	0	0	0	0	0.00	0.00
Himachal Pradesh	0	1880	233	2113	0.00	88.97
Jammu & Kashmir	0	0	0	0	0.00	0.00
karnataka	0	0	0	0	0.00	0.00
Kerala	134	3008	3882	7024	1.91	42.82
Madhya Pradesh	86	315	346	747	11.52	42.16
Maharastra	26	140	517	683	3.82	20.46
Manipur	6	0	346	353	1.82	0.00
Meghalaya	0	3	255	258	0.00	1.03
Mizoram	0	0	0	0	0.00	0.00
Nagaland	0	0	0	0	0.00	0.00
Orissa	0	0	0	0	0.00	0.00
Punjab	36	93	733	861	4.17	10.74
Rajasthan	4	43	11	58	7.44	73.77
sikkim	0	4958	0	4958	0.00	100.00
Tamil Nadu	0	0	0	0	0.00	0.00
Tripura	0	0	502	502	0.00	0.00
Utter Pradesh	300	1320	591394	593013	0.05	0.22
West Bengal	0	0	0	0	0.00	0.00
A & N Islands	0	0	0	0	0.00	0.00
Chandigarh	0	0	0	0	0.00	0.00
D & N Haveli	0	0	0	0	0.00	0.00
Daman & Diu	0	800	0	800	0.00	100.00
Delhi	0	0	0	0	0.00	0.00
Lakshadweep	0	0	0	0	0.00	0.00
Pondicherry	0	0	0	0	0.00	0.00
INDIA	1786	18644	604629	625060	0.29	2.98

TABLE VI - Non-Recurring Expenditure By Item and Type of Institutions
I. Directorate and Inspectorate

(Rupee in Thousands)

State/Union Territory	LIBRARIES	BUILDING	OTHER ITEM	TOTAL (NON-REC. EXPD. COL.2 TO 4)	%OF EXPD. ON LIB. TO TOTAL NON-REC.EXPDT.	% OF EXPD. ON BUILDING TO TOTAL NON-REC EXPDT.
1	2	3	4	5	6	7
Andhra Pradesh	0	1000	0	1000	0.00	100.00
Arunachal pradesh	0	4850	321	5171	0.00	93.79
Assam	1005	700	8618	10323	9.74	6.78
Bihar	649	1018	17429	19096	3.40	5.33
Goa	0	0	684	684	0.00	0.00
Gujarat	0	0	0	0	0.00	0.00
Haryana	0	0	3622	3622	0.00	0.00
Himachal Pradesh	0	0	0	0	0.00	0.00
Jammu & Kashmir	0	0	0	0	0.00	0.00
karnataka	0	0	0	0	0.00	0.00
Kerala	0	0	0	0	0.00	0.00
Madhya Pradesh	0	1313	118	1431	0.00	91.79
Maharastra	0	0	145931	145931	0.00	0.00
Manipur	650	1301	8889	10840	6.00	12.00
Meghalaya	0	0	0	0	0.00	0.00
Mizoram	0	417	1040	1457	0.00	28.60
Nagaland	0	0	1373	1373	0.00	0.00
Orissa	89454	0	0	89454	100.00	0.00
Punjab	0	38	388	427	0.00	8.99
Rajasthan	4	80	435	520	0.80	15.43
sikkim	0	0	0	0	0.00	0.00
Tamil Nadu	0	0	0	0	0.00	0.00
Tripura	1290	10933	6800	19023	6.78	57.47
Utter Pradesh	0	11136	2474719	2485855	0.00	0.45
West Bengal	0	0	0	0	0.00	0.00
A & N Islands	0	4524	0	4524	0.00	100.00
Chandigarh	0	0	0	0	0.00	0.00
D & N Haveli	0	0	589	589	0.00	0.00
Daman & Diu	0	0	0	0	0.00	0.00
Delhi	0	0	0	0	0.00	0.00
Lakshadweep	0	0	0	0	0.00	0.00
Pondicherry	0	0	1272	1272	0.00	0.00
INDIA	93053	37310	2672228	2802591	3.32	1.33

TABLE VI - Non-Recurring Expenditure By Item and Type of Institutions
Grand Total - J(A to I)

(Rupee in Thousands)

State/Union Territory	LIBRARIES	BUILDING	OTHER ITEM	TOTAL (NON-REC. EXPDT. COL.2 TO 4)	%OF EXPDT. ON LIB. TO TOTAL NON-REC.EXPDT.	% OF EXPDT. ON BUILDING TO TOTAL NON-REC EXPDT.
1	2	3	4	5	6	7
Andhra Pradesh	2291	31220	103341	136852	1.67	22.81
Arunachal pradesh	250	37137	114478	151865	0.16	24.45
Assam	2905	29907	137048	169860	1.71	17.61
Bihar	1159	10053	95945	107157	1.08	9.38
Goa	441	2994	5307	8741	5.05	34.25
Gujarat	19749	127887	353361	500998	3.94	25.53
Haryana	1806	55532	23180	80518	2.24	68.97
Himachal Pradesh	489	35974	23720	60183	0.81	59.77
Jammu & Kashmir	1427	38766	122625	162818	0.88	23.81
karnataka	467	543442	2897709	3441618	0.01	15.79
Kerala	2692	86496	87887	177074	1.52	48.85
Madhya Pradesh	2386	12931	46211	61528	3.88	21.02
Maharastra	42175	66411	771541	880128	4.79	7.55
Manipur	1470	21428	67769	90667	1.62	23.63
Meghalaya	505	10470	42351	53326	0.95	19.63
Mizoram	0	10097	18387	28484	0.00	35.45
Nagaland	38	1035	58742	59815	0.06	1.73
Orissa	103016	17486	5159491	5279992	1.95	0.33
Punjab	11093	106463	30427	147984	7.50	71.94
Rajasthan	3340	19899	162583	185822	1.80	10.71
sikkim	0	31576	12946	44522	0.00	70.92
Tamil Nadu	14639	38252	29699	82590	17.72	46.32
Tripura	1929	38787	87656	128373	1.50	30.21
Utter Pradesh	2791	112584	3373408	3488782	0.08	3.23
West Bengal	0	17060	8123	25183	0.00	67.74
A & N Islands	0	107820	57965	165785	0.00	65.04
Chandigarh	0	27	309	336	0.00	8.13
D & N Haveli	0	12700	13574	26274	0.00	48.34
Daman & Diu	8	800	113	921	0.85	86.90
Delhi	16602	136691	435159	588452	2.82	23.23
Lakshadweep	307	8090	3188	11585	2.65	69.83
Pondicherry	0	31691	26909	58600	0.00	54.08
INDIA	233975	1801707	14371151	16406833	1.43	10.98

TABLE VII - TOTAL EXPENDITURE (REC. & NON-REC.) BY TYPE OF INSTITUTIONS

A - Boards of Intermediate and/or Secondary Education

(Rupee in Thousands)

State/union Territory	TOTAL REC EXPENDITURE	TOTAL NON-REC EXPENDITURE	GRAND TOTAL	% OF REC. EXPD. TO TOTAL EXPD.
1	2	3	4	5
Andhra Pradesh	84544	15571	100115	84.45
Arunachal pradesh	0	0	0	0.00
Assam	71817	6872	78689	91.27
Bihar	465856	2441	468297	99.48
Goa	8449	927	9376	90.12
Gujarat	75034	691	75725	99.09
Haryana	131572	16629	148201	88.78
Himachal Pradesh	102101	7734	109835	92.96
Jammu & Kashmir	9956	0	9956	100.00
karnataka	154085	0	154085	100.00
Kerala	67842	0	67842	100.00
Madhya Pradesh	0	0	0	0.00
Maharastra	312254	7846	320100	97.55
Manipur	13561	1341	14902	91.00
Meghalaya	8992	3547	12539	71.72
Mizoram	0	0	0	0.00
Nagaland	5977	2929	8906	67.11
Orissa	0	0	0	0.00
Punjab	353027	5190	358217	98.55
Rajasthan	88740	3440	92180	96.27
sikkim	0	0	0	0.00
Tamil Nadu	0	0	0	0.00
Tripura	7380	0	7380	100.00
Utter Pradesh	249272	0	249272	100.00
West Bengal	0	0	0	0.00
A & N Islands	0	0	0	0.00
Chandigarh	0	24	24	0.00
D & N Haveli	0	0	0	0.00
Daman & Diu	0	0	0	0.00
Delhi	0	0	0	0.00
Lakshadweep	0	0	0	0.00
Pondicherry	0	0	0	0.00
INDIA	2210460	75180	2285640	96.71

TABLE VII - TOTAL EXPENDITURE (REC. & NON-REC.) BY TYPE OF INSTITUTIONS

B - Intermediate/pre-Degree/jr. colleges

(Rupee in Thousands)

State/union Territory	TOTAL REC EXPENDITURE	TOTAL NON-REC EXPENDITURE	GRAND TOTAL	% OF REC. EXPDT. TO TOTAL EXPDT.	ENROLMENT	COST/STUDENT ON THE BASIS OF REC. EXPDT. (ACTUAL)
1	2	3	4	5	6	7
Andhra Pradesh	2733282	0	2733282	100.00	716068	3817
Arunachal pradesh	0	0	0	0.00		0
Assam	8695	2680	11375	76.44	23718	367
Bihar	0	0	0	0.00		0
Goa	0	0	0	0.00		0
Gujarat	0	0	0	0.00		0
Haryana	0	0	0	0.00		0
Himachal Pradesh	0	0	0	0.00		0
Jammu & Kashmir	0	0	0	0.00		0
karnataka	0	0	0	0.00		0
Kerala	0	0	0	0.00		0
Madhya Pradesh	0	0	0	0.00		0
Maharastra	0	0	0	0.00		0
Manipur	0	0	0	0.00		0
Meghalaya	0	0	0	0.00		0
Mizoram	0	0	0	0.00		0
Nagaland	0	0	0	0.00		0
Orissa	98656	22381	121038	81.51	123988	796
Punjab	0	0	0	0.00		0
Rajasthan	0	0	0	0.00		0
sikkim	0	0	0	0.00		0
Tamil Nadu	0	0	0	0.00		0
Tripura	0	0	0	0.00		0
Utter Pradesh	0	0	0	0.00		0
West Bengal	0	0	0	0.00		0
A & N Islands	0	0	0	0.00		0
Chandigarh	0	0	0	0.00		0
D & N Haveli	0	0	0	0.00		0
Daman & Diu	0	0	0	0.00		0
Delhi	0	0	0	0.00		0
Lakshadweep	0	0	0	0.00		0
Pondicherry	1608	0	1608	100.00	329	4886
INDIA	2842241	25061	2867301	99.13	864103	3289

TABLE VII - TOTAL EXPENDITURE (REC. & NON-REC.) BY TYPE OF INSTITUTIONS

C - Higher Secondary Schools(10+2 pattern)

(I) Higher Secondary Schools with Academic Streams

(Rupee in Thousands)

State/union Territory	TOTAL REC EXPENDITURE	TOTAL NON-REC EXPENDITURE	GRAND TOTAL	% OF REC. EXPDPT. TO TOTAL EXPDPT.	ENROLMENT	COST/STUDENT ON THE BASIS OF REC. EXPDPT. (ACTUAL)
1	2	3	4	5	6	7
Andhra Pradesh	353056	0	353056	100.00	92494	3817
Arunachal pradesh	108273	12390	120663	89.73	38375	2821
Assam	821245	13038	834283	98.44	424310	1935
Bihar	436616	2974	439590	99.32	228705	1909
Goa	25939	1178	27118	95.65	11355	2284
Gujarat	3036504	143908	3180412	95.48	1163479	2610
Haryana	1335005	22664	1357669	98.33	544196	2453
Himachal Pradesh	629870	21020	650899	96.77	200350	3144
Jammu & Kashmir	438411	17336	455747	96.20	107729	4070
karnataka	3251946	371937	3623883	89.74	731540	4445
Kerala	436876	56624	493500	88.53	108681	4020
Madhya Pradesh	2442138	22150	2464288	99.10	1860632	1313
Maharastra	6246687	231687	6478374	96.42	2906717	2149
Manipur	100500	12421	112921	89.00	26261	3827
Meghalaya	33234	1376	34610	96.02	9387	3540
Mizoram	0	0	0	0.00	0	0
Nagaland	5683	68	5751	98.82	3992	1424
Orissa	48793	11069	59863	81.51	61322	796
Punjab	1227850	95126	1322976	92.81	624829	1965
Rajasthan	1598305	32538	1630843	98.00	916166	1745
sikkim	108158	10097	118255	91.46	18076	5984
Tamil Nadu	0	0	0	0.00	0	0
Tripura	329534	27904	357437	92.19	148432	2220
Utter Pradesh	5663002	138413	5801415	97.61	4350515	1302
West Bengal	1033648	10180	1043828	99.02	1366242	757
A & N Islands	83074	63884	146958	56.53	31658	2624
Chandigarh	0	0	0	0.00	0	0
D & N Haveli	8922	10489	19411	45.96	4103	2174
Daman & Diu	3099	0	3099	100.00	1017	3047
Delhi	4561298	300352	4861650	93.82	1110072	4109
Lakshadweep	9773	8485	18258	53.53	1427	6849
Pondicherry	66219	9888	76107	87.01	38070	1739
INDIA	34443658	1649197	36092854	95.43	17130132	2011

TABLE VII - TOTAL EXPENDITURE (REC. & NON-REC.) BY TYPE OF INSTITUTIONS

C-Higher Secondary Schools(10+2 pattern)

(ii)Higher Secondary Schools with vocational streams

(Rupee in Thousands)

State/union Territory	TOTAL REC EXPENDITURE	TOTAL NON-REC EXPENDITURE	GRAND TOTAL	% OF REC. EXPDT. TO TOTAL EXPDT.	ENROLMENT	COST/STUDENT ON THE BASIS OF REC. EXPDT. (ACTUAL)
1	2	3	4	5	6	7
Andhra Pradesh	0	0	0	0.00	0	0
Arunachal pradesh	0	0	0	0.00	0	0
Assam	0	0	0	0.00	0	0
Bihar	0	0	0	0.00	0	0
Goa	0	0	0	0.00	0	0
Gujarat	191003	17498	208501	91.61	29579	6457
Haryana	65253	6284	71537	91.22	9588	6806
Himachal Pradesh	0	0	0	0.00	0	0
Jammu & Kashmir	0	0	0	0.00	0	0
karnataka	0	0	0	0.00	0	0
Kerala	58558	5771	64329	91.03	22872	2560
Madhya Pradesh	0	0	0	0.00	0	0
Maharastra	0	0	0	0.00	0	0
Manipur	0	0	0	0.00	0	0
Meghalaya	0	0	0	0.00	0	0
Mizoram	0	0	0	0.00	0	0
Nagaland	0	0	0	0.00	0	0
Orissa	16924	6716	23640	71.59	47482	356
Punjab	0	0	0	0.00	0	0
Rajasthan	0	0	0	0.00	0	0
sikkim	8042	751	8793	91.46	1344	5984
Tamil Nadu	0	0	0	0.00	0	0
Tripura	0	0	0	0.00	0	0
Utter Pradesh	0	0	0	0.00	0	0
West Bengal	0	0	0	0.00	0	0
A & N Islands	0	0	0	0.00	0	0
Chandigarh	0	0	0	0.00	0	0
D & N Haveii	0	0	0	0.00	0	0
Daman & Diu	0	0	0	0.00	0	0
Delhi	0	0	0	0.00	0	0
Lakshadweep	0	0	0	0.00	0	0
Pondicherry	1904	81	1984	95.94	309	6160
INDIA	341684	37101	378784	90.21	111174	3073

TABLE VII - TOTAL EXPENDITURE (REC. & NON-REC.) BY TYPE OF INSTITUTIONS

C-Higher Secondary schools(10+2 pattern)

(iii)Higher Secondary Schools with Vocational and Academic stream

(Rupee in Thousands)

State/union Territory	TOTAL REC EXPENDITURE	TOTAL NON-REC EXPENDITURE	GRAND TOTAL	% OF REC. EXPDT. TO TOTAL EXPDT.	ENROLMENT	COST/STUDENT ON THE BASIS OF REC. EXPDT. (ACTUAL)
1	2	3	4	5	6	7
Andhra Pradesh	0	0	0	0.00	0	0
Arunachal pradesh	0	0	0	0.00	0	0
Assam	0	0	0	0.00	0	0
Bihar	0	0	0	0.00	0	0
Goa	73789	1403	75192	98.13	15734	4690
Gujarat	311359	28690	340050	91.56	65662	4742
Haryana	0	0	0	0.00	0	0
Himachal Pradesh	83619	150	83769	99.82	29074	2876
Jammu & Kashmir	0	0	0	0.00	0	0
karnataka	0	0	0	0.00	0	0
Kerala	0	0	0	0.00	0	0
Madhya Pradesh	0	0	0	0.00	0	0
Maharashtra	0	0	0	0.00	0	0
Manipur	0	0	0	0.00	0	0
Meghalaya	0	0	0	0.00	0	0
Mizoram	0	0	0	0.00	0	0
Nagaland	0	0	0	0.00	0	0
Orissa	0	0	0	0.00	0	0
Punjab	650899	5658	656557	99.14	204247	3187
Rajasthan	229265	2773	232038	98.81	171452	1337
sikkim	0	0	0	0.00	0	0
Tamil Nadu	3881153	59483	3940636	98.49	3052303	1272
Tripura	0	0	0	0.00	0	0
Utter Pradesh	0	0	0	0.00	0	0
West Bengal	0	0	0	0.00	0	0
A & N Islands	316	0	316	100.00	2095	151
Chandigarh	108044	54	108098	99.95	57572	1877
D & N Haveli	0	0	0	0.00	0	0
Daman & Diu	0	0	0	0.00	0	0
Delhi	0	0	0	0.00	0	0
Lakshadweep	0	0	0	0.00	0	0
Pondicherry	51962	9452	61414	84.61	19114	2719
INDIA	5390406	107662	5498069	98.04	3617253	1490

TABLE VII - TOTAL EXPENDITURE (REC. & NON-REC.) BY TYPE OF INSTITUTIONS

Total C-(I to iii) (10+2 pattern)

(Rupee in Thousands)

State/union Territory	TOTAL REC EXPENDITURE	TOTAL NON-REC EXPENDITURE	GRAND TOTAL	% OF REC. EXPDT. TO TOTAL EXPDT.	ENROLMENT	COST/STUDENT ON THE BASIS OF REC. EXPDT. (ACTUAL)
1	2	3	4	5	6	7
Andhra Pradesh	353056	0	353056	100.00	92494	3817
Arunachal Pradesh	108273	12390	120663	89.73	38375	2821
Assam	821245	13038	834283	98.44	424310	1935
Bihar	436616	2974	439590	99.32	228705	1909
Goa	99728	2581	102309	97.48	27089	3682
Gujarat	3538867	190096	3728963	94.90	1258720	2811
Haryana	1400258	28948	1429206	97.97	553784	2529
Himachal Pradesh	713489	21169	734658	97.12	229424	3110
Jammu & Kashmir	438411	17336	455747	96.20	107729	4070
Karnataka	3251946	371937	3623883	89.74	731540	4445
Kerala	495434	62395	557829	88.81	131553	3766
Madhya Pradesh	2442138	22150	2464288	99.10	1860632	1313
Maharashtra	6246687	231687	6478374	96.42	2906717	2149
Manipur	100500	12421	112921	89.00	26261	3827
Meghalaya	33234	1376	34610	96.02	9387	3540
Mizoram	0	0	0	0.00	0	0
Nagaland	5683	68	5751	98.82	3992	1424
Orissa	65717	17786	83503	78.70	108804	604
Punjab	1878749	100784	1979533	94.91	829076	2266
Rajasthan	1827570	35310	1862880	98.10	1087618	1680
Sikkim	116200	10848	127048	91.46	19420	5984
Tamil Nadu	3881153	59483	3940636	98.49	3052303	1272
Tripura	329534	27904	357437	92.19	148432	2220
Uttar Pradesh	5663002	138413	5801415	97.61	4350515	1302
West Bengal	1033648	10180	1043828	99.02	1366242	757
A & N Islands	83390	63884	147274	56.62	33753	2471
Chandigarh	108044	54	108098	99.95	57572	1877
D & N Haveli	8922	10489	19411	45.96	4103	2174
Daman & Diu	3099	0	3099	100.00	1017	3047
Delhi	4561298	300352	4861650	93.82	1110072	4109
Lakshadweep	9773	8485	18258	53.53	1427	6849
Pondicherry	120084	19420	139504	86.08	57493	2089
INDIA	40175748	1793959	41969707	95.73	20858559	1926

TABLE VII - TOTAL EXPENDITURE (REC. & NON-REC.) BY TYPE OF INSTITUTIONS
D - High/post Basic Schools

(Rupee in Thousands)

State/union Territory	TOTAL REC EXPENDITURE	TOTAL NON-REC EXPENDITURE	GRAND TOTAL	% OF REC. EXPD. TO TOTAL EXPD.	ENROLMENT	COST/STUDENT ON THE BASIS OF REC. EXPD. (ACTUAL)
1	2	3	4	5	6	7
Andhra Pradesh	5666587	58612	5725199	98.98	3414824	1659
Arunachal pradesh	101925	20217	122142	83.45	29779	3423
Assam	1118394	29669	1148063	97.42	971191	1152
Bihar	3588398	15237	3603635	99.58	1727825	2077
Goa	368557	4537	373093	98.78	168616	2186
Gujarat	2094250	114005	2208255	94.84	666363	3143
Haryana	2047166	26076	2073242	98.74	1279157	1600
Himachal Pradesh	758555	17575	776130	97.74	321556	2359
Jammu & Kashmir	718120	31432	749552	95.81	295543	2430
karnataka	3245360	185450	3430810	94.59	1249358	2598
Kerala	5856471	77829	5934300	98.69	2733346	2143
Madhya Pradesh	1116713	3792	1120504	99.66	718326	1555
Maharastra	8924670	332125	9256795	96.41	4237262	2106
Manipur	289804	21813	311618	93.00	170901	1696
Meghalaya	204736	15124	219860	93.12	77869	2629
Mizoram	107689	18089	125777	85.62	30983	3476
Nagaland	161679	1937	163616	98.82	113569	1424
Orissa	1660444	632026	2292470	72.43	822000	2020
Punjab	2065513	33055	2098568	98.42	827380	2496
Rajasthan	1556033	20715	1576748	98.69	1056422	1473
sikkim	168927	15770	184697	91.46	28232	5984
Tamil Nadu	2266851	23107	2289958	98.99	2013437	1126
Tripura	304336	21555	325891	93.39	179261	1698
Utter Pradesh	1599677	30404	1630081	98.13	1016657	1573
West Bengal	7208644	15003	7223647	99.79	3132558	2301
A & N Islands	37172	39412	76584	48.54	17135	2169
Chandigarh	87175	234	87409	99.73	53145	1640
D & N Haveli	2960	6993	9953	29.74	1157	2558
Daman & Diu	17675	121	17795	99.32	3443	5133
Delhi	593634	1462	595096	99.75	234528	2531
Lakshadweep	25068	1240	26308	95.29	4869	5148
Pondicherry	99028	20806	119835	82.64	59640	1660
INDIA	54062209	1835421	55897630	96.72	27656332	1955

TABLE VII - TOTAL EXPENDITURE (REC. & NON-REC.) BY TYPE OF INSTITUTIONS**E - Middle/senior Basic Schools**

(Rupee in Thousands)

State/union Territory	TOTAL REC EXPENDITURE	TOTAL NON-REC EXPENDITURE	GRAND TOTAL	% OF REC. EXPDT. TO TOTAL EXPDT.	ENROLMENT	COST/STUDENT ON THE BASIS OF REC. EXPDT. (ACTUAL)
1	2	3	4	5	6	7
Andhra Pradesh	2795184	9155	2804339	99.67	1998805	1398
Arunachal pradesh	149338	59021	208358	71.67	53476	2793
Assam	1875727	31158	1906885	98.37	950474	1973
Bihar	6701744	16911	6718655	99.75	4775577	1403
Goa	14576	0	14576	100.00	15598	934
Gujarat	6436860	99525	6536385	98.48	5759238	1118
Haryana	517020	2255	519275	99.57	482388	1072
Himachal Pradesh	366724	1189	367912	99.68	112771	3252
Jammu & Kashmir	713164	42362	755526	94.39	485962	1468
karnataka	4314861	2876930	7191791	60.00	5975587	722
Kerala	2346018	13382	2359399	99.43	1517615	1546
Madhya Pradesh	2516519	22010	2538529	99.13	3119841	807
Maharashtra	7997100	90639	8087739	98.88	6677098	1198
Manipur	333759	33009	366768	91.00	112235	2974
Meghalaya	123916	10750	134666	92.02	73720	1681
Mizoram	224021	4773	228794	97.91	47408	4725
Nagaland	199012	31005	230017	86.52	75960	2620
Orissa	130983	1066594	1197577	10.94	1124000	117
Punjab	543353	4445	547798	99.19	199335	2726
Rajasthan	1631361	33512	1664872	97.99	3070206	531
sikkim	84941	5846	90787	93.56	25885	3281
Tamil Nadu	3706928	0	3706928	100.00	3196282	1160
Tripura	217023	16985	234008	92.74	116094	1869
Utter Pradesh	3170620	59912	3230532	98.15	2995213	1059
West Bengal	948881	0	948881	100.00	689142	1377
A & N Islands	57699	23365	81064	71.18	14607	3950
Chandigarh	6785	23	6809	99.65	13467	504
D & N Haveli	22146	5295	27440	80.70	16148	1371
Daman & Diu	11391	0	11391	100.00	6659	1711
Delhi	1686351	45202	1731553	97.39	191940	8786
Lakshadweep	12489	1860	14349	87.04	5816	2147
Pondicherry	89286	10211	99497	89.74	46859	1905
INDIA	49945778	4617323	54563101	91.54	43945406	1137

TABLE VII - TOTAL EXPENDITURE (REC. & NON-REC.) BY TYPE OF INSTITUTIONS
F - Primary/Junior Basic Schools

(Rupee in Thousands)

State/union Territory	TOTAL REC EXPENDITURE	TOTAL NON-REC EXPENDITURE	GRAND TOTAL	% OF REC. EXPD. TO TOTAL EXPD.	ENROLMENT	COST/STUDENT ON THE BASIS OF REC. EXPD. (ACTUAL)
1	2	3	4	5	6	7
Andhra Pradesh	5569359	52122	5621481	99.07	5483540	1016
Arunachal pradesh	200464	54024	254488	78.77	80826	2480
Assam	2556254	73911	2630165	97.19	2848660	897
Bihar	4781824	49972	4831796	98.97	6770738	706
Goa	180316	0	180316	100.00	57591	3131
Gujarat	1898846	84678	1983524	95.73	1544917	1229
Haryana	990805	2989	993793	99.70	825301	1201
Himachal Pradesh	1208256	10400	1218656	99.15	647856	1865
Jammu & Kashmir	750660	71688	822348	91.28	631427	1189
karnataka	1268243	7301	1275544	99.43	2077484	610
Kerala	2182618	16367	2198985	99.26	1417465	1540
Madhya Pradesh	6421510	11399	6432909	99.82	8627021	744
Maharashtra	6283435	71216	6354652	98.88	5040367	1247
Manipur	254702	10889	265591	95.90	165678	1537
Meghalaya	381622	22272	403894	94.49	380408	1003
Mizoram	235215	4166	239380	98.26	99730	2359
Nagaland	352882	22503	375385	94.01	121278	2910
Orissa	351501	3451751	3803252	9.24	3887000	90
Punjab	2562937	3221	2566159	99.87	1843735	1390
Rajasthan	4324885	92268	4417153	97.91	3678204	1176
sikkim	184918	7100	192018	96.30	41959	4407
Tamil Nadu	5515155	5	5515160	100.00	5775352	5358
Tripura	338445	39223	377668	89.61	206019	1643
Utter Pradesh	10582094	181136	10763230	98.32	12847914	824
West Bengal	6445174	0	6445174	100.00	8510337	757
A & N Islands	129991	34600	164591	78.98	15173	8567
Chandigarh	12601	1	12602	99.99	14278	883
D & N Haveli	12164	2908	15073	80.70	9618	1265
Daman & Diu	16453	0	16453	100.00	14565	1130
Delhi	1655966	241436	1897402	87.28	1111622	1490
Lakshadweep	28741	0	28741	100.00	3097	9280
Pondicherry	84417	6512	90929	92.84	43120	1958
INDIA	69057466	4626050	73683516	93.72	74825280	923

TABLE VII - TOTAL EXPENDITURE (REC. & NON-REC.) BY TYPE OF INSTITUTIONS
G - Pre-primary/pre-Basic Schools

(Rupee in Thousands)

State/union Territory	TOTAL REC EXPENDITURE	TOTAL NON-REC EXPENDITURE	GRAND TOTAL	% OF REC. EXPD. TO TOTAL EXPD.	ENROLMENT	COST/STUDENT ON THE BASIS OF REC. EXPD. (ACTUAL)
1	2	3	4	5	6	7
Andhra Pradesh	1432	0	1432	100.00	1001	1431
Arunachal pradesh	17966	68	18034	99.62	29754	604
Assam	7096	257	7353	96.51	10464	678
Bihar	133	0	133	100.00	51	2605
Goa	0	0	0	0.00	0	0
Gujarat	67032	2173	69205	96.86	162095	414
Haryana	2076	0	2076	100.00	1360	1526
Himachal Pradesh	1752	4	1755	99.80	475	3688
Jammu & Kashmir	0	0	0	0.00	0	0
karnataka	120105	0	120105	100.00	185185	649
Kerala	4270	77	4348	98.22	12900	331
Madhya Pradesh	8147	0	8147	100.00	138955	59
Maharastra	696311	0	696311	100.00	612188	1137
Manipur	299	0	299	100.00	52	5746
Meghalaya	0	0	0	0.00	0	0
Mizoram	0	0	0	0.00	0	0
Nagaland	0	0	0	0.00	0	0
Orissa	0	0	0	0.00	0	0
Punjab	356	0	356	100.00	86	4136
Rajasthan	10147	0	10147	100.00	6968	1456
sikkim	21596	0	21596	100.00	16231	1331
Tamil Nadu	8	0	8	100.00	391	21
Tripura	75484	3181	78665	95.96	179670	420
Utter Pradesh	5632	49	5681	99.13	38483	146
West Bengal	0	0	0	0.00	0	0
A & N Islands	1427	0	1427	100.00	3395	420
Chandigarh	0	0	0	0.00	0	0
D & N Haveli	0	0	0	0.00	0	0
Daman & Diu	0	0	0	0.00	0	0
Delhi	35282	0	35282	100.00	32160	1097
Lakshadweep	2897	0	2897	100.00	1170	2476
Pondicherry	4494	380	4874	92.21	14438	311
INDIA	1083943	6188	1090131	99.43	1447472	749

TABLE VII - TOTAL EXPENDITURE (REC. & NON-REC.) BY TYPE OF INSTITUTIONS
Total of Elementary Education(E,F,G)

(Rupee in Thousands)

State/union Territory	TOTAL REC EXPENDITURE	TOTAL NON-REC EXPENDITURE	GRAND TOTAL	% OF REC. EXPDT. TO TOTAL EXPDT.	ENROLMENT	COST/STUDENT ON THE BASIS OF REC. EXPDT. (ACTUAL)
1	2	3	4	5	6	7
Andhra Pradesh	8365975	61277	8427252	99.27	7483346	1118
Arunachal pradesh	367768	113112	480880	76.48	164056	2242
Assam	4439078	105326	4544404	97.68	3809598	1165
Bihar	11483701	66883	11550584	99.42	11546366	995
Goa	194892	0	194892	100.00	73189	2663
Gujarat	8402739	186375	8589114	97.83	7466250	1125
Haryana	1509900	5243	1515144	99.65	1309049	1153
Himachal Pradesh	1576732	11592	1588323	99.27	761102	2072
Jammu & Kashmir	1463824	114050	1577873	92.77	1117389	1310
karnataka	5703209	2884231	8587440	66.41	8238256	692
Kerala	4532906	29826	4562732	99.35	2947980	1538
Madhya Pradesh	8946177	33409	8979586	99.63	11885817	753
Maharastra	14976847	161855	15138702	98.93	12329653	1215
Manipur	588760	43898	632658	93.06	277965	2118
Meghalaya	505538	33022	538560	93.87	454128	1113
Mizoram	459236	8938	468174	98.09	147138	3121
Nagaland	551894	53508	605402	91.16	197238	2798
Orissa	482484	4518345	5000829	9.65	5011000	96
Punjab	3106646	7666	3114312	99.75	2043156	1521
Rajasthan	5966393	125779	6092172	97.94	6755378	883
sikkim	291455	12946	304401	95.75	84075	3467
Tamil Nadu	10517103	0	10517103	100.00	8975025	1172
Tripura	630952	59389	690341	91.40	501783	1257
Utter Pradesh	13758346	241097	13999443	98.28	15881610	866
West Bengal	7394055	0	7394055	100.00	9199479	804
A & N Islands	189117	57965	247082	76.54	33175	5701
Chandigarh	19386	24	19410	99.87	27745	699
D & N Haveli	34310	8203	42513	80.70	25766	1332
Daman & Diu	27844	0	27844	100.00	21224	1312
Delhi	3377599	286638	3664237	92.18	1335722	2529
Lakshadweep	44127	1860	45987	95.96	10083	4376
Pondicherry	178198	17102	195300	91.24	104417	1707
INDIA	120087187	9249561	129336748	92.85	120218158	999

TABLE VII - TOTAL EXPENDITURE (REC. & NON-REC.) BY TYPE OF INSTITUTIONS

H- Institutions imparting Instructions in Diploma/certificate

Courses of School Level(Below Matric Level)

(a)Agriculture & Forestry

(Rupee in Thousands)

State/union Territory	TOTAL REC EXPENDITURE	TOTAL NON-REC EXPENDITURE	GRAND TOTAL	% OF REC. EXPDT. TO TOTAL EXPDT.
1	2	3	4	5
Andhra Pradesh	0	0	0	0.00
Arunachal pradesh	0	0	0	0.00
Assam	0	0	0	0.00
Bihar	0	0	0	0.00
Goa	0	0	0	0.00
Gujarat	0	0	0	0.00
Haryana	0	0	0	0.00
Himachal Pradesh	0	0	0	0.00
Jammu & Kashmir	0	0	0	0.00
karnataka	0	0	0	0.00
Kerala	0	0	0	0.00
Madhya Pradesh	0	0	0	0.00
Maharastra	51434	644	52078	98.76
Manipur	0	0	0	0.00
Meghalaya	0	0	0	0.00
Mizoram	0	0	0	0.00
Nagaland	0	0	0	0.00
Orissa	0	0	0	0.00
Punjab	0	0	0	0.00
Rajasthan	901	0	901	100.00
sikkim	0	0	0	0.00
Tamil Nadu	0	0	0	0.00
Tripura	0	0	0	0.00
Utter Pradesh	0	0	0	0.00
West Bengal	0	0	0	0.00
A & N Islands	0	0	0	0.00
Chandigarh	0	0	0	0.00
D & N Haveli	0	0	0	0.00
Daman & Diu	0	0	0	0.00
Delhi	0	0	0	0.00
Lakshadweep	0	0	0	0.00
Pondicherry	0	0	0	0.00
INDIA	52334.4	644.3	52978.7	98.78

TABLE VII - TOTAL EXPENDITURE (REC. & NON-REC.) BY TYPE OF INSTITUTIONS

H- Institutions Imparting Instructions in Diploma/certificate

Courses of School Level(Below Matric Level)

(b)Medicine(Nursing & Midwifery)

(Rupee in Thousands)

State/union Territory	TOTAL REG EXPENDITURE	TOTAL NON-REG EXPENDITURE	GRAND TOTAL	% OF REG. EXPBT. TO TOTAL EXPDT.
1	2	3	4	5
Andhra Pradesh	0	0	0	0.00
Arunachal pradesh	0	0	0	0.00
Assam	1471	0	1471	100.00
Bihar	0	0	0	0.00
Goa	0	0	0	0.00
Gujarat	0	0	0	0.00
Haryana	0	0	0	0.00
Himachal Pradesh	0	0	0	0.00
Jammu & Kashmir	0	0	0	0.00
karnataka	0	0	0	0.00
Kerala	0	0	0	0.00
Madhya Pradesh	8322	143	8465	98.32
Maharastra	0	0	0	0.00
Manipur	0	0	0	0.00
Meghalaya	0	0	0	0.00
Mizoram	0	0	0	0.00
Nagaland	0	0	0	0.00
Orissa	0	0	0	0.00
Punjab	0	0	0	0.00
Rajasthan	0	0	0	0.00
sikkim	0	0	0	0.00
Tamil Nadu	0	0	0	0.00
Tripura	0	0	0	0.00
Utter Pradesh	0	0	0	0.00
West Bengal	0	0	0	0.00
A & N Islands	0	0	0	0.00
Chandigarh	0	0	0	0.00
D & N Haveli	0	0	0	0.00
Daman & Diu	0	0	0	0.00
Delhi	0	0	0	0.00
Lakshadweep	0	0	0	0.00
Pondicherry	0	0	0	0.00
INDIA	9793	143	9936	98.56

TABLE VII - TOTAL EXPENDITURE (REC. & NON-REC.) BY TYPE OF INSTITUTIONS

H- Institutions Imparting Instructions in Diploma/certificate

Courses of School Level(Below Matric Level)

(c)Teacher Training

(Rupee in Thousands)

State/union Territory	TOTAL REC EXPENDITURE	TOTAL NON-REC EXPENDITURE	GRAND TOTAL	% OF REC. EXPD. TO TOTAL EXPD.
1	2	3	4	5
Andhra Pradesh	0	0	0	0.00
Arunachal pradesh	0	0	0	0.00
Assam	0	0	0	0.00
Bihar	0	0	0	0.00
Goa	0	0	0	0.00
Gujarat	93263	6264	99527	93.71
Haryana	0	0	0	0.00
Himachal Pradesh	11884	188	12072	98.44
Jammu & Kashmir	0	0	0	0.00
karnataka	58248	0	58248	100.00
Kerala	0	0	0	0.00
Madhya Pradesh	118232	0	118232	100.00
Maharastra	0	0	0	0.00
Manipur	0	0	0	0.00
Meghalaya	7079	258	7337	96.49
Mizoram	10246	0	10246	100.00
Nagaland	3206	0	3206	100.00
Orissa	0	0	0	0.00
Punjab	24320	103	24424	99.58
Rajasthan	0	0	0	0.00
sikkim	4605	400	5005	92.01
Tamil Nadu	298	0	298	100.00
Tripura	1034	45	1079	95.82
Utter Pradesh	119285	1621	120907	98.66
West Bengal	67933	0	67933	100.00
A & N Islands	0	0	0	0.00
Chandigarh	0	0	0	0.00
D & N Haveli	0	0	0	0.00
Daman & Diu	0	0	0	0.00
Delhi	0	0	0	0.00
Lakshadweep	0	0	0	0.00
Pondicherry	0	0	0	0.00
INDIA	519634	8880	528513	98.32

TABLE VII - TOTAL EXPENDITURE (REC. & NON-REC.) BY TYPE OF INSTITUTIONS

H- Institutions Imparting Instructions in Diploma/certificate

Courses of School Level(Below Matric Level)

(d)Industrial/Arts & Crafts

(Rupee in Thousands)

State/union Territory	TOTAL REC EXPENDITURE	TOTAL NON-REC EXPENDITURE	GRAND TOTAL	% OF REC. EXPD. TO TOTAL EXPD.
1	2	3	4	5
Andhra Pradesh	0	0	0	0.00
Arunachal pradesh	0	0	0	0.00
Assam	2591	713	3304	78.41
Bihar	7101	42	7143	99.41
Goa	0	0	0	0.00
Gujarat	75491	431	75922	99.43
Haryana	0	0	0	0.00
Himachal Pradesh	36989	1891	38880	95.14
Jammu & Kashmir	422	0	422	100.00
karnataka	0	0	0	0.00
Kerala	145721	4248	149969	97.17
Madhya Pradesh	20158	485	20642	97.65
Maharastra	0	0	0	0.00
Manipur	3780	74	3854	98.09
Meghalaya	0	0	0	0.00
Mizoram	0	0	0	0.00
Nagaland	0	0	0	0.00
Orissa	0	0	0	0.00
Punjab	15654	458	16112	97.16
Rajasthan	0	0	0	0.00
sikkim	0	0	0	0.00
Tamil Nadu	23752	0	23752	100.00
Tripura	0	0	0	0.00
Utter Pradesh	10060	564	10624	94.69
West Bengal	0	0	0	0.00
A & N Islands	0	0	0	0.00
Chandigarh	0	0	0	0.00
D & N Haveli	0	0	0	0.00
Daman & Diu	4312	800	5112	84.35
Delhi	0	0	0	0.00
Lakshadweep	0	0	0	0.00
Pondicherry	74	0	74	100.00
INDIA	346105	9706	355812	97.27

TABLE VII - TOTAL EXPENDITURE (REC. & NON-REC.) BY TYPE OF INSTITUTIONS**H- Institutions Imparting Instructions in Diploma/certificate****Courses of School Level(Below Matric Level)****(e)Music & Fine Arts**

(Rupee in Thousands)

State/union Territory	TOTAL REC EXPENDITURE	TOTAL NON-REC EXPENDITURE	GRAND TOTAL	% OF REC. EXPD. TO TOTAL EXPD.
1	2	3	4	5
Andhra Pradesh	0	0	0	0.00
Arunachal pradesh	0	0	0	0.00
Assam	385	42	427	90.16
Bihar	0	0	0	0.00
Goa	2543	13	2556	99.49
Gujarat	2756	36	2792	98.70
Haryana	0	0	0	0.00
Himachal Pradesh	0	0	0	0.00
Jammu & Kashmir	0	0	0	0.00
karnataka	0	0	0	0.00
Kerala	8603	1814	10417	82.59
Madhya Pradesh	9568	0	9568	100.00
Maharastra	0	0	0	0.00
Manipur	0	0	0	0.00
Meghalaya	0	0	0	0.00
Mizoram	0	0	0	0.00
Nagaland	0	0	0	0.00
Orissa	0	0	0	0.00
Punjab	0	0	0	0.00
Rajasthan	4042	16	4058	99.61
sikkim	0	0	0	0.00
Tamil Nadu	3589	0	3589	100.00
Tripura	0	0	0	0.00
Utter Pradesh	741	16	757	97.90
West Bengal	0	0	0	0.00
A & N Islands	0	0	0	0.00
Chandigarh	0	0	0	0.00
D & N Haveli	0	0	0	0.00
Daman & Diu	0	0	0	0.00
Delhi	0	0	0	0.00
Lakshadweep	0	0	0	0.00
Pondicherry	0	0	0	0.00
INDIA	32227	1937	34164	94.33

TABLE VII - TOTAL EXPENDITURE (REC. & NON-REC.) BY TYPE OF INSTITUTIONS

H- Institutions Imparting Instructions in Diploma/certificate

Courses of School Level(Below Matric Level)

(f) For the Handicapped

(Rupee in Thousands)

State/union Territory	TOTAL REC EXPENDITURE	TOTAL NON-REC EXPENDITURE	GRAND TOTAL	% OF REC. EXPD. TO TOTAL EXPD.
1	2	3	4	5
Andhra Pradesh	32793	324	33117	99.02
Arunachal pradesh	0	0	0	0.00
Assam	4462	291	4753	93.88
Bihar	4473	1	4474	99.98
Goa	0	0	0	0.00
Gujarat	80836	2784	83620	96.67
Haryana	0	0	0	0.00
Himachal Pradesh	2940	34	2974	98.85
Jammu & Kashmir	0	0	0	0.00
karnataka	0	0	0	0.00
Kerala	30426	962	31388	96.93
Madhya Pradesh	2045	109	2153	94.94
Maharastra	0	0	0	0.00
Manipur	2346	238	2584	90.77
Meghalaya	0	0	0	0.00
Mizoram	0	0	0	0.00
Nagaland	0	0	0	0.00
Orissa	0	0	0	0.00
Punjab	4841	300	5141	94.16
Rajasthan	5900	42	5942	99.30
sikkim	0	0	0	0.00
Tamil Nadu	19946	0	19946	100.00
Tripura	3226	120	3346	96.42
Utter Pradesh	5554	20	5575	99.63
West Bengal	0	0	0	0.00
A & N Islands	0	0	0	0.00
Chandigarh	0	0	0	0.00
D & N Haveli	0	0	0	0.00
Daman & Diu	0	0	0	0.00
Delhi	0	0	0	0.00
Lakshadweep	0	0	0	0.00
Pondicherry	1991	0	1991	100.00
INDIA	201778	5226	207004	97.48

TABLE VII - TOTAL EXPENDITURE (REC. & NON-REC.) BY TYPE OF INSTITUTIONS

H- Institutions Imparting Instructions in Diploma/certificate

Courses of School Level(Below Matric Level)

(e)Music & Fine Arts

(Rupee in Thousands)

State/union Territory	TOTAL REC EXPENDITURE	TOTAL NON-REC EXPENDITURE	GRAND TOTAL	% OF REC. EXPD. TO TOTAL EXPD.
1	2	3	4	5
Andhra Pradesh	0	0	0	0.00
Arunachal pradesh	0	0	0	0.00
Assam	385	42	427	90.16
Bihar	0	0	0	0.00
Goa	2543	13	2556	99.49
Gujarat	2756	36	2792	98.70
Haryana	0	0	0	0.00
Himachal Pradesh	0	0	0	0.00
Jammu & Kashmir	0	0	0	0.00
karnataka	0	0	0	0.00
Kerala	8603	1814	10417	82.59
Madhya Pradesh	9568	0	9568	100.00
Maharastra	0	0	0	0.00
Manipur	0	0	0	0.00
Meghalaya	0	0	0	0.00
Mizoram	0	0	0	0.00
Nagaland	0	0	0	0.00
Orissa	0	0	0	0.00
Punjab	0	0	0	0.00
Rajasthan	4042	16	4058	99.61
sikkim	0	0	0	0.00
Tamil Nadu	3589	0	3589	100.00
Tripura	0	0	0	0.00
Utter Pradesh	741	16	757	97.90
West Bengal	0	0	0	0.00
A & N Islands	0	0	0	0.00
Chandigarh	0	0	0	0.00
D & N Haveli	0	0	0	0.00
Daman & Diu	0	0	0	0.00
Delhi	0	0	0	0.00
Lakshadweep	0	0	0	0.00
Pondicherry	0	0	0	0.00
INDIA	32227	1937	34164	94.33

TABLE VII - TOTAL EXPENDITURE (REC. & NON-REC.) BY TYPE OF INSTITUTIONS

H- Institutions Imparting Instructions in Diploma/certificate

Courses of School Level(Below Matric Level)

(f) For the Handicapped

(Rupee in Thousands)

State/union Territory	TOTAL REC EXPENDITURE	TOTAL NON-REC EXPENDITURE	GRAND TOTAL	% OF REC. EXPD. TO TOTAL EXPD.
1	2	3	4	5
Andhra Pradesh	32793	324	33117	99.02
Arunachal Pradesh	0	0	0	0.00
Assam	4462	291	4753	93.88
Bihar	4473	1	4474	99.98
Goa	0	0	0	0.00
Gujarat	80836	2784	83620	96.67
Haryana	0	0	0	0.00
Himachal Pradesh	2940	34	2974	98.85
Jammu & Kashmir	0	0	0	0.00
Karnataka	0	0	0	0.00
Kerala	30426	962	31388	96.93
Madhya Pradesh	2045	109	2153	94.94
Maharashtra	0	0	0	0.00
Manipur	2346	238	2584	90.77
Meghalaya	0	0	0	0.00
Mizoram	0	0	0	0.00
Nagaland	0	0	0	0.00
Orissa	0	0	0	0.00
Punjab	4841	300	5141	94.16
Rajasthan	5900	42	5942	99.30
Sikkim	0	0	0	0.00
Tamil Nadu	19946	0	19946	100.00
Tripura	3226	120	3346	96.42
Uttar Pradesh	5554	20	5575	99.63
West Bengal	0	0	0	0.00
A & N Islands	0	0	0	0.00
Chandigarh	0	0	0	0.00
D & N Haveli	0	0	0	0.00
Daman & Diu	0	0	0	0.00
Delhi	0	0	0	0.00
Lakshadweep	0	0	0	0.00
Pondicherry	1991	0	1991	100.00
INDIA	201778	5226	207004	97.48

TABLE VII - TOTAL EXPENDITURE (REC. & NON-REC.) BY TYPE OF INSTITUTIONS

H- Institutions Imparting Instructions in Diploma/certificate

Courses of School Level(Below Matric Level)

(g) Reformatory / Certified

(Rupee in Thousands)

State/union Territory	TOTAL REC EXPENDITURE	TOTAL NON-REC EXPENDITURE	GRAND TOTAL	% OF REC. EXPD. TO TOTAL EXPD.
1	2	3	4	5
Andhra Pradesh	9966	0	9966	100.00
Arunachal pradesh	0	0	0	0.00
Assam	236	0	236	100.00
Bihar	837	0	837	100.00
Goa	0	0	0	0.00
Gujarat	6956	0	6956	100.00
Haryana	0	0	0	0.00
Himachal Pradesh	0	0	0	0.00
Jammu & Kashmir	0	0	0	0.00
karnataka	0	0	0	0.00
Kerala	4064	0	4064	100.00
Madhya Pradesh	1748	0	1748	100.00
Maharastra	0	0	0	0.00
Manipur	0	0	0	0.00
Meghalaya	0	0	0	0.00
Mizoram	0	0	0	0.00
Nagaland	0	0	0	0.00
Orissa	0	0	0	0.00
Punjab	605	0	605	100.00
Rajasthan	0	0	0	0.00
sikkim	0	0	0	0.00
Tamil Nadu	9354	0	9354	100.00
Tripura	0	0	0	0.00
Utter Pradesh	0	0	0	0.00
West Bengal	0	0	0	0.00
A & N Islands	0	0	0	0.00
Chandigarh	0	0	0	0.00
D & N Haveli	0	0	0	0.00
Daman & Diu	0	0	0	0.00
Delhi	0	0	0	0.00
Lakshadweep	0	0	0	0.00
Pondicherry	0	0	0	0.00
INDIA	33766	0	33766	100.00

TABLE VII - TOTAL EXPENDITURE (REC. & NON-REC.) BY TYPE OF INSTITUTIONS

H- Institutions Imparting Instructions in Diploma/certificate

Courses of School Level(Below Matric Level)

(h) Oriental Studies

(Rupee in Thousands)

State/union Territory	TOTAL REC EXPENDITURE	TOTAL NON-REC EXPENDITURE	GRAND TOTAL	% OF REC. EXPD. TO TOTAL EXPD.
1	2	3	4	5
Andhra Pradesh	72771	69	72840	99.91
Arunachal pradesh	0	0	0	0.00
Assam	6762	216	6977	96.91
Bihar	64708	483	65191	99.26
Goa	0	0	0	0.00
Gujarat	7516	315	7830	95.98
Haryana	0	0	0	0.00
Himachal Pradesh	502	0	502	100.00
Jammu & Kashmir	0	0	0	0.00
karnataka	25670	0	25670	100.00
Kerala	0	0	0	0.00
Madhya Pradesh	4991	11	5002	99.79
Maharastra	3165	39	3204	98.79
Manipur	81	0	81	100.00
Meghalaya	0	0	0	0.00
Mizoram	0	0	0	0.00
Nagaland	0	0	0	0.00
Orissa	0	0	0	0.00
Punjab	0	0	0	0.00
Rajasthan	0	0	0	0.00
sikkim	0	0	0	0.00
Tamil Nadu	2821	0	2821	100.00
Tripura	2436	0	2436	100.00
Utter Pradesh	40156	3002	43159	93.04
West Bengal	49203	0	49203	100.00
A & N Islands	0	0	0	0.00
Chandigarh	0	0	0	0.00
D & N Haveli	0	0	0	0.00
Daman & Diu	0	0	0	0.00
Delhi	0	0	0	0.00
Lakshadweep	0	0	0	0.00
Pondicherry	0	0	0	0.00
INDIA	280781	4134	284915	98.55

TABLE VII - TOTAL EXPENDITURE (REC. & NON-REC.) BY TYPE OF INSTITUTIONS

H- Institutions Imparting Instructions in Diploma/certificate

Courses of School Level(Below Matric Level)

(i) Social (Adult) Education

(Rupee in Thousands)

State/union Territory	TOTAL REC EXPENDITURE	TOTAL NON-REC EXPENDITURE	GRAND TOTAL	% OF REC. EXPD. TO TOTAL EXPD.
1	2	3	4	5
Andhra Pradesh	0	0	0	0.00
Arunachal pradesh	8149	975	9123	89.32
Assam	5253	95	5348	98.22
Bihar	0	0	0	0.00
Goa	0	0	0	0.00
Gujarat	0	0	0	0.00
Haryana	0	0	0	0.00
Himachal Pradesh	7514	0	7514	100.00
Jammu & Kashmir	0	0	0	0.00
karnataka	0	0	0	0.00
Kerala	0	0	0	0.00
Madhya Pradesh	42473	0	42473	100.00
Maharashtra	93869	0	93869	100.00
Manipur	0	0	0	0.00
Meghalaya	0	0	0	0.00
Mizoram	8725	0	8725	100.00
Nagaland	8006	0	8006	100.00
Orissa	70066	0	70066	100.00
Punjab	0	0	0	0.00
Rajasthan	10171	0	10171	100.00
sikkim	1536	4558	6094	25.21
Tamil Nadu	8354	0	8354	100.00
Tripura	86122	337	86459	99.61
Utter Pradesh	5431	122206	127637	4.26
West Bengal	0	0	0	0.00
A & N Islands	1207	0	1207	100.00
Chandigarh	0	0	0	0.00
D & N Haveli	0	0	0	0.00
Daman & Diu	173	0	173	100.00
Delhi	0	0	0	0.00
Lakshadweep	781	0	781	100.00
Pondicherry	911	0	911	100.00
INDIA	358741	128171	486912	73.68

TABLE VII - TOTAL EXPENDITURE (REC. & NON-REC.) BY TYPE OF INSTITUTIONS

H- Institutions Imparting Instructions in Diploma/certificate

Courses of School Level(Below Matric Level)

(j) Others

(Rupee in Thousands)

State/union Territory	TOTAL REC EXPENDITURE	TOTAL NON-REC EXPENDITURE	GRAND TOTAL	% OF REC. EXPD. TO TOTAL EXPD.
1	2	3	4	5
Andhra Pradesh	0	0	0	0.00
Arunachal pradesh	0	0	0	0.00
Assam	2449	595	3044	80.45
Bihar	215	0	215	100.00
Goa	0	0	0	0.00
Gujarat	0	0	0	0.00
Haryana	0	0	0	0.00
Himachal Pradesh	1806	0	1806	100.00
Jammu & Kashmir	0	0	0	0.00
karnataka	0	0	0	0.00
Kerala	0	0	0	0.00
Madhya Pradesh	24196	0	24196	100.00
Maharastra	94	0	94	100.00
Manipur	970	41	1010	95.97
Meghalaya	0	0	0	0.00
Mizoram	16557	0	16557	100.00
Nagaland	20412	0	20412	100.00
Orissa	0	0	0	0.00
Punjab	0	0	0	0.00
Rajasthan	0	0	0	0.00
sikkim	0	0	0	0.00
Tamil Nadu	0	0	0	0.00
Tripura	0	0	0	0.00
Utter Pradesh	272786	465583	738369	36.94
West Bengal	0	0	0	0.00
A & N Islands	0	0	0	0.00
Chandigarh	0	0	0	0.00
D & N Haveli	0	0	0	0.00
Daman & Diu	0	0	0	0.00
Delhi	0	0	0	0.00
Lakshadweep	0	0	0	0.00
Pondicherry	0	0	0	0.00
INDIA	339485	466219	805704	42.14

TABLE VII - TOTAL EXPENDITURE (REC. & NON-REC.) BY TYPE OF INSTITUTIONS

H- Institutions Imparting Instructions in Diploma/certificate

Courses of School Level(Below Matric Level)

Total (a to j)

(Rupee in Thousands)

State/union Territory	TOTAL REC EXPENDITURE	TOTAL NON-REC EXPENDITURE	GRAND TOTAL	% OF REC. EXPDT. TO TOTAL EXPDT.
1	2	3	4	5
Andhra Pradesh	115529	393	115922	99.66
Arunachal pradesh	8149	975	9123	89.32
Assam	23608	1952	25560	92.36
Bihar	77335	526	77861	99.32
Goa	2543	13	2556	99.49
Gujarat	266817	9830	276647	96.45
Haryana	0	0	0	0.00
Himachal Pradesh	61635	2113	63748	96.68
Jammu & Kashmir	422	0	422	100.00
karnataka	83918	0	83918	100.00
Kerala	188814	7024	195838	96.41
Madhya Pradesh	231733	747	232480	99.68
Maharastra	148561	683	149244	99.54
Manipur	7177	353	7529	95.32
Meghalaya	7079	258	7337	96.49
Mizoram	35528	0	35528	100.00
Nagaland	31624	0	31624	100.00
Orissa	70066	0	70066	100.00
Punjab	45420	861	46282	98.14
Rajasthan	21014	58	21072	99.73
sikkim	6141	4958	11099	55.33
Tamil Nadu	68114	0	68114	100.00
Tripura	92818	502	93320	99.46
Utter Pradesh	454014	593013	1047027	43.36
West Bengal	117136	0	117136	100.00
A & N Islands	1207	0	1207	100.00
Chandigarh	0	0	0	0.00
D & N Haveli	0	0	0	0.00
Daman & Diu	4485	800	5285	84.86
Delhi	0	0	0	0.00
Lakshadweep	781	0	781	100.00
Pondicherry	2977	0	2977	100.00
INDIA	2174645	625060	2799705	77.67

TABLE VII - TOTAL EXPENDITURE (REC. & NON-REC.) BY TYPE OF INSTITUTIONS
I. Directorate and Inspectorate

(Rupee in Thousands)

State/union Territory	TOTAL REC EXPENDITURE	TOTAL NON-REC EXPENDITURE	GRAND TOTAL	% OF REC. EXPD. TO TOTAL EXPD.
1	2	3	4	5
Andhra Pradesh	140525	1000	141525	99.29
Arunachal pradesh	44834	5171	50005	89.66
Assam	132456	10323	142779	92.77
Bihar	574869	19096	593965	96.79
Goa	2512	684	3196	78.60
Gujarat	0	0	0	0.00
Haryana	124045	3622	127667	97.16
Himachal Pradesh	92114	0	92114	100.00
Jammu & Kashmir	0	0	0	0.00
karnataka	75390	0	75390	100.00
Kerala	209170	0	209170	100.00
Madhya Pradesh	854079	1431	855510	99.83
Maharastra	172822	145931	318753	54.22
Manipur	56912	10840	67753	84.00
Meghalaya	33469	0	33469	100.00
Mizoram	35725	1457	37182	96.08
Nagaland	38491	1373	39864	96.56
Orissa	70957	89454	160411	44.23
Punjab	337868	427	338295	99.87
Rajasthan	373309	520	373829	99.86
sikkim	27266	0	27266	100.00
Tamil Nadu	49810	0	49810	100.00
Tripura	112535	19023	131558	85.54
Utter Pradesh	4611570	2485855	7097425	64.98
West Bengal	189835	0	189835	100.00
A & N Islands	9880	4524	14404	68.59
Chandigarh	0	0	0	0.00
D & N Haveli	3943	589	4532	87.01
Daman & Diu	28287	0	28287	100.00
Delhi	1414444	0	1414444	100.00
Lakshadweep	1762	0	1762	100.00
Pondicherry	20465	1272	21737	94.15
INDIA	9839345	2802591	12641935	77.83

TABLE VII - TOTAL EXPENDITURE (REC. & NON-REC.) BY TYPE OF INSTITUTIONS

Grand Total - J(A to I)

(Rupee in Thousands)

State/union Territory	TOTAL REC EXPENDITURE	TOTAL NON-REC EXPENDITURE	GRAND TOTAL	% OF REC. EXPD. TO TOTAL EXPD.
1	2	3	4	5
Andhra Pradesh	17459498	136852	17596350	99.22
Arunachal pradesh	630948	151865	782813	80.60
Assam	6615293	169860	6785153	97.50
Bihar	16626775	107157	16733932	99.36
Goa	676681	8741	685423	98.72
Gujarat	14377706	500998	14878703	96.63
Haryana	5212942	80518	5293460	98.48
Himachal Pradesh	3304626	60183	3364809	98.21
Jammu & Kashmir	2630733	162818	2793551	94.17
karnataka	12513908	3441618	15955526	78.43
Kerala	11350637	177074	11527712	98.46
Madhya Pradesh	13590840	61528	13652368	99.55
Maharastra	30781840	880128	31661968	97.22
Manipur	1056713	90667	1147381	92.10
Meghalaya	793048	53326	846374	93.70
Mizoram	638178	28484	666662	95.73
Nagaland	795348	59815	855163	93.01
Orissa	2448324	5279992	7728316	31.68
Punjab	7787223	147984	7935207	98.14
Rajasthan	9833060	185822	10018882	98.15
sikkim	609988	44522	654510	93.20
Tamil Nadu	16783031	82590	16865621	99.51
Tripura	1477554	128373	1605927	92.01
Utter Pradesh	26335880	3488782	29824663	88.30
West Bengal	15943318	25183	15968501	99.84
A & N Islands	320766	165785	486551	65.93
Chandigarh	214605	336	214941	99.84
D & N Haveli	50135	26274	76409	65.61
Daman & Diu	81390	921	82310	98.88
Delhi	9946975	588452	10535427	94.41
Lakshadweep	81511	11585	93096	87.56
Pondicherry	422360	58600	480960	87.82
INDIA	231391835	16406833	247798668	93.38