

**Agenda of Review Meeting with  
State Education Secretaries/State Project Directors  
(28<sup>th</sup>-29<sup>th</sup> September, 2004)**

**Kautilya Hall,  
Hotel Samrat,  
Chankaya Puri, New Delhi**



**Government of India  
Ministry of Human Resource Development  
Department of Elementary Education & Literacy**

**LIBRARY & DOCUMENTATION CENTER**

National Institute of Educational


Planning and Research

17-B, Connaught Place Marg,

New Delhi-110016

DOC, No ..... *A-12490*

Date ..... *24/2/04*



Review Meeting with State Education Secretaries & SPDs  
(28.9.2004 & 29.9.2004)

Programme & Agenda

| 28.9.2004      |                                     | Page No.  |
|----------------|-------------------------------------|---|
| 9.30-9.45 A.M. | Opening remarks by Secretary (EE&L) |   |
| 9.45-11.30 AM  | 1.                                  | SSA & DPEP: Review of –   |
|                | 1.1                                 | Expenditure as on 31 <sup>st</sup> August 2004  |
|                | 1.2                                 | Out of school children-Status as on 1.4.2004 /September 2004  |
| 11.30-11.45 AM | Tea Break                           |   |
| 11.45-1.30 PM  | 1.3                                 | Proposed Targets for Reducing of drop-out Rates   |
|                | 1.4                                 | Implementation of EGS /AIE  |
|                | 1.5                                 | Minority Education.   |
|                | 1.6                                 | Computer Education  |
|                | 1.7                                 | Progress of release of Maintenance, School & Teacher Grants to Schools and their utilization                |
|                | 1.8                                 | Progress of Civil Works – School Buildings, Classrooms, Toilets, Drinking Water Facilities                  |
| 1.30-2.30 PM   | Lunch                               |   |
| 2.30-4.00 PM   | 1.9                                 | Review of action taken on commitments given by State Govts. in 2004-05 PAB meetings.                        |
|                | 1.10                                | Submission of Monthly & Quarterly Progress Reports, FMRs, Annual Reports and Audited Accounts.              |
| 4.00-4.15 PM   | 1.11                                | Household Survey & DISE – Disaggregated Data for SC, ST, OBC & Minorities/ Attendance Data.                 |
|                | 1.12                                | Presentation by Shri Arun Mehta (NIEPA) on State Report Cards as per DISE, 2003.                            |
| 4.15-4.30 PM   | Tea Break                           |   |
| 4.30-6.00 PM   | 1.13                                | Teacher Recruitment – against SSA sanctions and State Budget Posts & Teacher Absentecism.                   |
|                | 1.14                                | Implementation of 20 days annual teacher training in the light of Ministry's Guidelines of April'04.        |
|                | 1.15                                | Improvement of classroom transaction; Competency-based teaching, evaluation and remedial instruction.       |
|                | 1.16                                | Presentation by IIM Ahmdabad and Bhavnagar University on Assessment of children's learning level in Gujarat |

| <u>29.9.2004</u> |              |   | Page No.       |
|------------------|--------------|---|----------------|
| 9.00-10.00 AM    | 2            | Presentation on utilization of EDUSAT for Elementary Education at National and State levels.  |                |
| 10.00-11.30 AM   | 1.17         | Education of Girls – NPEGEL & KGBV  | 56-57          |
| 11.30-11.45 AM   | Tea Break    |   |                |
| 11.45-1.30 PM    | 1.18<br>1.19 | Inclusive Education.<br>Action on Quarterly Reports sent by Monitoring Institutions for SSA.  | 58-62<br>63-68 |
| 1.30-2.30 PM     | Lunch        |   |                |
| 2.30-4.15 PM     | 3            | Mid-Day Meal Programme (including action on HRM's letter dated 29.7.04 addressed to all Chief Ministers in the light of the Kumbakonam. Tragedy)  | 69-77          |
| 4.15-4.30 PM     | Tea Break    |   |                |
| 4.30-6.00 PM     | 4<br>5       | Implementation of Teacher Education Scheme.<br>Action on Guidelines regarding "PLUS" (Programme of Mobilising Local Support for Primary Schools) circulated by the Ministry in February 2004. | 78-90<br>91-96 |

## Expenditure Status as on 30th June 2004

Rs. In lakhs

| S.No. | State             | Approved AWP&B (2004-05) |                 |                   | Expenditure for 1st quarter (30-06-04) | % of AWP&B   | Expenditure for 2003-04 |
|-------|-------------------|--------------------------|-----------------|-------------------|--|--------------|-------------------------|
|       |                   | SSA                      | NPEGEL          | Total             |  |              |                         |
| 1     | Andaman & Nicobar | 0.00                     | 0.00            | 0.00              | 1.92                                   |              | 433.11                  |
| 2     | Andhra Pradesh    | 49521.05                 | 7490.78         | 57011.83          | 2351.91                                | 4.13%        | 20183.40                |
| 3     | Arunachal Pradesh | 6391.18                  | 12.16           | 6403.34           | 526.47                                 | 8.22%        | 1454.46                 |
| 4     | Assam             | 31382.85                 | 0.00            | 31382.85          | 1412.35                                | 4.50%        | 18500.90                |
| 5     | Bihar             | 83582.68                 | 4900.10         | 88482.78          | 2004.70                                | 2.27%        | 24495.00                |
| 6     | Chandigarh UT     | 1401.31                  | 0.00            | 1401.31           | 96.00                                  | 6.85%        | 196.98                  |
| 7     | Chhatisgarh       | 35917.02                 | 3479.33         | 39396.35          | 2212.64                                | 5.62%        | 7627.37                 |
| 8     | Dadar & Nagar     | 877.66                   | 0.00            | 877.66            | 0.00                                   | 0.00%        | 1.21                    |
| 9     | Daman & DIU       | 298.43                   | 0.00            | 298.43            |  | 0.00%        |                         |
| 10    | Delhi             | 4224.68                  | 0.00            | 4224.68           | 90.94                                  | 2.15%        | 515.00                  |
| 11    | Goa               | 0.00                     | 0.00            | 0.00              |  |              |                         |
| 12    | Gujarat           | 24507.18                 | 4676.87         | 29184.05          | 1615.40                                | 5.54%        | 12844.00                |
| 13    | Haryana           | 22394.43                 | 524.12          | 22918.55          | 476.31                                 | 2.08%        | 8930.66                 |
| 14    | Himachal Pradesh  | 12078.75                 | 77.70           | 12156.45          | 240.26                                 | 1.98%        | 6661.94                 |
| 15    | Jammu & Kashmir   | 20396.99                 | 306.51          | 20703.50          |  | 0.00%        | 7426.47                 |
| 16    | Jharkhand         | 41620.01                 | 3076.14         | 44696.15          | 1191.14                                | 2.66%        | 11127.96                |
| 17    | Karnataka         | 42433.30                 | 1099.32         | 43532.62          | 1189.45                                | 2.73%        | 13591.63                |
| 18    | Kerala            | 16789.72                 | 0.00            | 16789.72          | 1105.86                                | 6.59%        | 6317.00                 |
| 19    | Lakshadweep       | 132.07                   | 0.00            | 132.07            |  | 0.00%        |                         |
| 20    | Madhya Pradesh    | 100354.07                | 12675.74        | 113029.81         | 9460.23                                | 8.37%        | 36077.00                |
| 21    | Maharashtra       | 84209.88                 | 1392.31         | 85602.19          | 534.82                                 | 0.62%        | 32203.31                |
| 22    | Manipur           | 4601.13                  | 0.00            | 4601.13           | 0.00                                   | 0.00%        | 0.00                    |
| 23    | Meghalaya         | 5414.29                  | 12.83           | 5427.12           | 149.60                                 | 2.76%        | 2285.00                 |
| 24    | Mizoram           | 4670.57                  | 0.00            | 4670.57           | 399.15                                 | 8.55%        | 951.68                  |
| 25    | Nagaland          | 3439.70                  | 0.00            | 3439.70           | 457.54                                 | 13.30%       | 1362.00                 |
| 26    | Orissa            | 57598.75                 | 6405.49         | 64004.24          | 1900.00                                | 2.97%        | 15812.00                |
| 27    | Pondicherry       | 1059.70                  | 0.00            | 1059.70           | 10.84                                  | 1.02%        |                         |
| 28    | Punjab            | 19952.19                 | 82.73           | 20034.92          | 64.18                                  | 0.32%        | 10304.96                |
| 29    | Rajasthan         | 61764.13                 | 2325.79         | 64089.92          | 2984.84                                | 4.66%        | 21423.00                |
| 30    | Sikkim            | 1600.68                  | 0.00            | 1600.68           |  | 0.00%        | 657.30                  |
| 31    | Tamil Nadu        | 42824.83                 | 505.43          | 43330.26          | 2825.24                                | 6.52%        | 24532.30                |
| 32    | Tripura           | 6255.74                  | 0.00            | 6255.74           | 187.50                                 | 3.00%        | 4598.22                 |
| 33    | Uttar Pradesh     | 146667.75                | 13778.69        | 160446.44         | 4956.65                                | 3.09%        | 47427.00                |
| 34    | Uttaranchal       | 12694.17                 | 689.74          | 13383.91          | 1107.03                                | 8.27%        | 6567.15                 |
| 35    | West Bengal       | 85690.41                 | 2083.50         | 87773.91          | 693.62                                 | 0.79%        | 16945.95                |
|       | <b>Total</b>      | <b>1032747.30</b>        | <b>65595.28</b> | <b>1098342.58</b> | <b>40246.58</b>                        | <b>3.66%</b> | <b>361453.96</b>        |

2

**Statements of Outlay approved and grants released under SSA during 2004-05 (Rs. i in lakhs)**

| S.No. | States/UTs        | Outlay approved (SSA) | Amount released  | Outlay approved (DPEP) | Amount released |
|-------|-------------------|-----------------------|------------------|------------------------|-----------------|
| 1     | Andaman & Nicobar | 0.00                  | 63.00            | 0.00                   |                 |
| 2     | Andhra Pradesh    | 57011.83              | 17000.00         | 27645.45               | 35000           |
| 3     | Arunachal Pradesh | 6403.34               | 1504.50          | 0.00                   |                 |
| 4     | Assam             | 31382.85              | 11654.00         | 0.00                   |                 |
| 5     | Bihar             | 88482.78              | 31970.56         | 17757.19               | 28000           |
| 6     | Chandigarh UT     | 1401.31               | 0.00             | 0.00                   |                 |
| 7     | Chhatisgarh       | 39396.35              | 9597.00          | 0.00                   |                 |
| 8     | Dadar & Nagar     | 877.66                | 0.00             | 0.00                   |                 |
| 9     | Daman & DIU       | 298.43                | 0.00             | 0.00                   |                 |
| 10    | Delhi             | 4224.68               | 0.00             | 0.00                   |                 |
| 11    | Goa               | 0.00                  | 0.00             | 0.00                   |                 |
| 12    | Gujarat           | 29184.05              | 7872.00          | 4328.71                |                 |
| 13    | Haryana           | 22918.55              | 5196.55          | 0.00                   |                 |
| 14    | Himachal Pradesh  | 12156.45              | 3615.00          | 0.00                   |                 |
| 15    | Jammu & Kashmir   | 20703.50              | 6848.28          | 0.00                   |                 |
| 16    | Jharkhand         | 44696.15              | 7500.00          | 2027.72                | 61415           |
| 17    | Karnataka         | 43532.62              | 15868.46         | 0.00                   |                 |
| 18    | Kerala            | 16789.72              | 5939.00          | 0.00                   |                 |
| 19    | Lakshadweep       | 132.07                | 0.00             | 0.00                   |                 |
| 20    | Madhya Pradesh    | 113029.81             | 25411.00         | 0.00                   |                 |
| 21    | Maharashtra       | 85602.19              | 20000.00         | 0.00                   |                 |
| 22    | Manipur           | 4601.13               | 1225.00          | 0.00                   |                 |
| 23    | Meghalaya         | 5427.12               | 1926.00          | 0.00                   |                 |
| 24    | Mizoram           | 4670.57               | 1650.12          | 0.00                   |                 |
| 25    | Nagaland          | 3439.70               | 1288.49          | 0.00                   |                 |
| 26    | Orissa            | 64004.24              | 2500.00          | 8168.03                | 991.03          |
| 27    | Pondicherry       | 1059.70               | 0.00             | 0.00                   |                 |
| 28    | Punjab            | 20034.92              | 0.00             | 0.00                   |                 |
| 29    | Rajasthan         | 64089.92              | 11000.00         | 22221.27               | 5000            |
| 30    | Sikkim            | 1600.68               | 600.25           | 0.00                   |                 |
| 31    | Tamil Nadu        | 43330.26              | 11027.46         | 0.00                   |                 |
| 32    | Tripura           | 6255.74               | 2332.25          | 0.00                   |                 |
| 33    | Uttar Pradesh     | 160446.44             | 57761.00         | 22630.13               | 6635.03         |
| 34    | Uttaranchal       | 13383.91              | 4413.33          | 2276.33                | 967.44          |
| 35    | West Bengal       | 87773.91              | 31024.36         | 18187.61               | 3790            |
|       | <b>Total</b>      | <b>1098342.58</b>     | <b>296787.61</b> | <b>125242.44</b>       | <b>29828.50</b> |

| Status on provision and Releases of State Share for 2004-05 (Rs. in lakhs) |                                 |                    |                                  |                    |                   |   |                          |                           |                            |
|--|---------------------------------|--------------------|----------------------------------|--------------------|-------------------|---|--------------------------|---------------------------|----------------------------|
| Name of the State  | SSA Outlay approved for 2004-05 | 25% as State Share | DPEP approved outlay for 2004-05 | 15% as State Share | Total State Share | Provision for State share in State Budget | SSA State Share released | DPEP State share released | Total State share released |
| Andaman & Nicobar  | 0.00                            | 0.00               | 0.00                             | 0.00               | 0.00              | 130.00                                    | 0.00                     |                           | 0.00                       |
| Andhra Pradesh   | 57011.83                        | 14252.96           | 27645.45                         | 4146.82            | 18399.78          | 7015.30                                   | 76.36                    | 0                         | 76.36                      |
| Arunachal Pradesh  | 6403.34                         | 1600.84            | 0.00                             | 0.00               | 1600.84           | 1200.00                                   | 650.00                   |                           | 650.00                     |
| Assam  | 31382.85                        | 7845.71            | 0.00                             | 0.00               | 7845.71           | 9000.00                                   | 5701.00                  |                           | 5701.00                    |
| Bihar  | 88482.78                        | 22120.70           | 17757.19                         | 2663.58            | 24784.27          | 9100.00                                   | 0.00                     | 0                         | 0.00                       |
| Chandigarh   | 1401.31                         | 350.33             | 0.00                             | 0.00               | 350.33            | 0.00                                      | 0.00                     |                           | 0.00                       |
| Chhattisgarh   | 39396.35                        | 9849.09            | 0.00                             | 0.00               | 9849.09           | 9000.00                                   | 1666.00                  |                           | 1666.00                    |
| Dadar & Nagar Haveli   | 877.66                          | 219.42             | 0.00                             | 0.00               | 219.42            | 0.00                                      | 0.00                     |                           | 0.00                       |
| Daman & Diu  | 298.43                          | 74.61              | 0.00                             | 0.00               | 74.61             | 0.00                                      | 0.00                     |                           | 0.00                       |
| Delhi  | 4224.68                         | 1056.17            | 0.00                             | 0.00               | 1056.17           | 600.00                                    | 0.00                     |                           | 0.00                       |
| Goa  | 0.00                            | 0.00               | 0.00                             | 0.00               | 0.00              | 0.00                                      | 0.00                     |                           | 0.00                       |
| Gujarat  | 29184.05                        | 7296.01            | 4328.71                          | 649.31             | 7945.32           | 6300.00                                   | 4106.00                  | 400                       | 4506.00                    |
| Haryana  | 22918.55                        | 5729.64            | 0.00                             | 0.00               | 5729.64           | 4000.00                                   | 1666.00                  |                           | 1666.00                    |
| Himachal Pradesh   | 12156.45                        | 3039.11            | 0.00                             | 0.00               | 3039.11           | 2075.00                                   | 1167.72                  |                           | 1167.72                    |
| J&K  | 20703.50                        | 5175.88            | 0.00                             | 0.00               | 5175.88           | 5200.00                                   | 10000.00                 |                           | 10000.00                   |
| Jharkhand  | 44696.15                        | 11174.04           | 2027.72                          | 304.16             | 11478.20          | 10430.00                                  | 9620.00                  | 1590                      | 11210.00                   |
| Karnataka  | 43532.62                        | 10883.15           | 0.00                             | 0.00               | 10883.15          | 11400.00                                  | 5359.00                  |                           | 5359.00                    |
| Kerala   | 16789.72                        | 4197.43            | 0.00                             | 0.00               | 4197.43           | 4200.00                                   | 0.00                     |                           | 0.00                       |
| Lakshadweep  | 132.07                          | 33.02              | 0.00                             | 0.00               | 33.02             | 50.00                                     | 0.00                     |                           | 0.00                       |
| Madhya Pradesh   | 113029.81                       | 28257.45           | 0.00                             | 0.00               | 28257.45          | 15800.00                                  | 1900.00                  |                           | 1900.00                    |
| Maharashtra  | 85602.19                        | 21400.55           | 0.00                             | 0.00               | 21400.55          | 22900.00                                  | 0.00                     |                           | 0.00                       |
| Manipur  | 4601.13                         | 1150.28            | 0.00                             | 0.00               | 1150.28           | 744.64                                    | 0.00                     |                           | 0.00                       |
| Meghalaya  | 5427.12                         | 1356.78            | 0.00                             | 0.00               | 1356.78           | 500.00                                    | 248.56                   |                           | 248.56                     |
| Mizoram  | 4670.57                         | 1167.64            | 0.00                             | 0.00               | 1167.64           | 0.00                                      | 0.00                     |                           | 0.00                       |
| Nagaland   | 3439.70                         | 859.93             | 0.00                             | 0.00               | 859.93            | 1067.00                                   | 0.00                     |                           | 0.00                       |
| Orissa   | 64004.24                        | 16001.06           | 8168.03                          | 1225.20            | 17226.26          | 2695.00                                   | 0.00                     | 0                         | 0.00                       |
| Pondicherry  | 1059.70                         | 264.93             | 0.00                             | 0.00               | 264.93            | 107.11                                    | 0.00                     |                           | 0.00                       |
| Punjab   | 20034.92                        | 5008.73            | 0.00                             | 0.00               | 5008.73           | 10000.00                                  | 0.00                     |                           | 0.00                       |
| Rajasthan  | 64089.92                        | 16022.48           | 22221.27                         | 3333.19            | 19355.67          | 13841.00                                  | 1554.00                  | 554.8                     | 2108.80                    |
| Sikkim   | 1600.68                         | 400.17             | 0.00                             | 0.00               | 400.17            | 0.00                                      | 0.00                     |                           | 0.00                       |
| Tamil Nadu   | 43330.26                        | 10832.57           | 0.00                             | 0.00               | 10832.57          | 8962.00                                   | 30.00                    |                           | 0.00                       |
| Tripura  | 6255.74                         | 1563.94            | 0.00                             | 0.00               | 1563.94           | 1564.00                                   | 1087.00                  |                           | 1087.00                    |
| UP   | 160446.44                       | 40111.61           | 22630.13                         | 3394.52            | 43506.13          | 25600.00                                  | 6519.00                  | 1147.06                   | 7666.06                    |
| Uttaranchal  | 13383.91                        | 3345.98            | 2276.33                          | 341.45             | 3687.43           | 3539.00                                   | 1450.00                  | 60.47                     | 1510.47                    |
| West Bengal  | 87773.91                        | 21943.48           | 18187.61                         | 2728.14            | 24671.62          | 23756.33                                  | 11010.28                 | 2728.14                   | 13738.42                   |
| <b>Total</b>   | <b>1098342.59</b>               | <b>274585.65</b>   | <b>125242.44</b>                 | <b>18786.37</b>    | <b>293372.01</b>  | <b>210776.38</b>                          | <b>63780.92</b>          | <b>6480.47</b>            | <b>70261.39</b>            |

State-wise out of school children in elementary education

| Sr. No. | State Name             | Out of school children |                   |                    |                                   |
|---------|------------------------|------------------------|-------------------|--------------------|-----------------------------------|
|         |                        | as on<br>01.04.03      | as on<br>31.12.03 | AWPB 2004-<br>2005 | Status as on<br>September<br>2004 |
| 1       | Andhra Pradesh         | 642098                 | 400760            | 447367             | 2.05 Lakhs                        |
| 2       | Arunachal Pradesh      | 127028                 | 30000             | 33949              | 574899                            |
| 3       | Assam                  | 1340197                | 456542            | 339698             | 4.25 Lakhs                        |
| 4       | Bihar                  | 4430140                | 746000            | 3315088            | 29298288                          |
| 5       | Chhattisgarh           | 364046                 | 113785            | 187372             | 1.05 Lakhs                        |
| X 6     | Goa                    | N.A.                   |                   | N.A.               |                                   |
| 7       | Gujarat                | 415153                 | 386460            | 386460             | 216900                            |
| 8       | Haryana                | 210606                 | 227087            | 341950             | 24288999                          |
| 9       | Himachal Pradesh       | 7498                   | 4000              | 7054               | 82188                             |
| 10      | Jammu & Kashmir        | 155140                 | 270000            | 221404             | 2.21 Lakhs                        |
| 11      | Jharkhand              | 801711                 | 740000            | 544360             | 384046                            |
| 12      | Karnataka              | 200000                 | 571306            | 63684              |                                   |
| 13      | Kerala                 | 387266                 | 2077              | 13801              | 3.16 Lakhs                        |
| 14      | Madhya Pradesh         | 742495                 | 259000            | 625032             | 6.25 Lakhs                        |
| 15      | Maharashtra            | 1209177                | 232192            | 229224             |                                   |
| 16      | Manipur                | 102052                 | 116351            | 142972             |                                   |
| 17      | Meghalaya              | 163357                 | 163408            | 150951             |                                   |
| 18      | Mizoram                | 23240                  | 13632             | 8985               |                                   |
| 19      | Nagaland               | N.A.                   | 46267             | 34101              |                                   |
| 20      | Orissa                 | 1044816                | 440370            | 316479             |                                   |
| 21      | Punjab                 | 330005                 | 116215            | 95475              |                                   |
| 22      | Rajasthan              | 1065500                | 62965             | 1567503            |                                   |
| 23      | Sikkim                 | 15033                  |                   | 8998               |                                   |
| 24      | Tamil Nadu             | 831532                 | 346000            | 466069             |                                   |
| 25      | Tripura                | 89194                  | 62187             | 9000               |                                   |
| 26      | Uttar Pradesh          | 4300000                | 210000            | 280000             |                                   |
| 27      | Uttaranchal            | 74125                  | 32304             | 27782              |                                   |
| 28      | West Bengal            | 3950239                | 439602            | 1414961            |                                   |
| 29      | A&N Islands            | N.A.                   | 2373              | 0                  |                                   |
| 30      | Chandigarh             | N.A.                   |                   | 44000              |                                   |
| 31      | Dadar and Nagar Haveli | 10417                  |                   | 10417              |                                   |
| 32      | Daman & Diu            | N.A.                   |                   | 525                |                                   |
| 33      | Delhi                  | N.A.                   | 182000            | 90174              |                                   |
| 34      | Lakshadweep            | N.A.                   | 0                 | N.A.               |                                   |
| 35      | Pondicherry            | 2453                   | 2397              | 2074               |                                   |
|         | TOTAL:                 | 23034518               | 6161104           | 11426909           |                                   |



Agenda item on drop out rates

High drop out rates at the primary level have been an area of concern for many years. Although the drop out rate has declined to 39% in 2001-02 as compared to 42.6% in 1990-91 (SES 2001-02), this relatively small decline indicates that more needs to be done to improve retention. Given the time bound objectives of SSA, the States would need to reduce the drop out rate to 0% by 2007 at the latest.

30307 Based on the trend of data over the last three years, State-wise targets for reduction of drop out rates at the primary level have been worked out and are indicated at Annexure I. The States may be advised of these targets and directed to work towards their achievement.

.1,90,000'

**Present Drop out rates for the primary stage and proposed year-wise targets till 2007**

| State             | Drop out in 2000 | Drop out in 2001 | Estimated drop outs rate in 2002 (7th AIES) | Anticipated in 2003 |          | Projected for 2004 |          | Justification of the estimate |
|-------------------|------------------|------------------|---|---------------------|----------|--------------------|----------|-------------------------------|
|                   | (in %)           | (in %)           |   | Enrolment           | Drop out | Enrolment          | Drop out |                               |
|                   | I - V            | I - V            |   | (In Lakh)           | (in %)   | (In Lakh)          | (in %)   |                               |
|                   | I - V            | I - V            |   | I - V               | I - V    | I - V              | I - V    |                               |
| Andhra Pradesh    | 41%              | 43%              | 42%   | 95.008              | 32%      | 107.102            | 22%      | 20 pp less from 2002          |
| Arunachal Pradesh | 49%              | 50%              | 38%   | 1.629               | 38%      | 1.753              | 38%      | Best of 3 yrs till 2002       |
| Assam             | 33%              | 49%              | 43%   | 44.964              | 33%      | 47.194             | 33%      | Best of 3 yrs till 2002       |
| Bihar             | 60%              | 62%              | 62%   | 83.780              | 55%      | 95.684             | 48%      | 14 pp less from 2002          |
| Chattisgarh       | 27%              | 30%              | 31%   | 30.969              | 27%      | 32.526             | 27%      | Best of 3 yrs till 2002       |
| Goa               | 6%               | 6%               | 3%  | 1.202               | 3%       | 1.254              | 3%       | Best of 3 yrs till 2002       |
| Gujarat           | 23%              | 25%              | 25%   | 67.690              | 21%      | 74.522             | 17%      | 8 pp less from 2002           |
| Haryana           | 22%              | 31%              | 21%   | 20.735              | 16%      | 23.323             | 11%      | 10 pp less from 2002          |
| Himachal pradesh  | 27%              | 17%              | 12%   | 7.411               | 9%       | 7.992              | 6%       |                               |
| Jammu & Kashmir   | 33%              | 29%              | 25%   | 11.153              | 20%      | 12.575             | 15%      | 10 pp less from 2002          |
| Jharkhand         | 60%              | 62%              | 62%   | 30.606              | 55%      | 34.523             | 48%      | 14 pp less from 2002          |
| Karnataka         | 22%              | 24%              | 19%   | 65.278              | 19%      | 68.538             | 19%      | Best of 3 yrs till 2002       |
| Kerala            | -8%              | 0%               | 0%  | 25.263              | 0%       | 25.952             | 0%       |                               |
| Madhya Pradesh    | 27%              | 30%              | 31%   | 86.159              | 27%      | 91.993             | 27%      | Best of 3 yrs till 2002       |
| Maharashtra       | 17%              | 7%               | 16%   | 125.918             | 7%       | 133.464            | 7%       | Best of 3 yrs till 2002       |
| Manipur           | 24%              | 27%              | 26%   | 3.052               | 24%      | 3.312              | 24%      | Best of 3 yrs till 2002       |
| Meghalaya         | 57%              | 57%              | 56%   | 3.608               | 46%      | 4.219              | 36%      | 20 pp less from 2002          |
| Mizoram           | 60%              | 59%              | 56%   | 1.484               | 46%      | 1.732              | 36%      | 20 pp less from 2002          |
| Nagaland          | 60%              | 42%              | 42%   | 2.308               | 34%      | 2.854              | 27%      | 15 pp less from 2002          |
| Orissa            | 42%              | 39%              | 42%   | 51.581              | 34%      | 57.601             | 26%      | 16 pp less from 2002          |
| Punjab            | 20%              | 20%              | 25%   | 21.812              | 20%      | 23.000             | 20%      | Best of 3 yrs till 2002       |
| Rajasthan         | 55%              | 63%              | 57%   | 89.861              | 44%      | 105.897            | 32%      | 25 pp less from 2002          |
| Sikkim            | 59%              | 62%              | 52%   | 0.850               | 42%      | 1.000              | 32%      | 20 pp less from 2002          |
| Tamil Nadu        | 43%              | 27%              | 16%   | 56.801              | 16%      | 58.642             | 16%      | Best of 3 yrs till 2002       |
| Tripura           | 50%              | 51%              | 43%   | 4.797               | 39%      | 5.191              | 35%      | 8 pp less from 2002           |
| Uttar Pradesh     | 57%              | 49%              | 24%   | 134.127             | 24%      | 144.137            | 24%      | Best of 3 yrs till 2002       |
| Uttaranchal       | 57%              | 49%              | 24%   | 10.498              | 24%      | 11.082             | 24%      | Best of 3 yrs till 2002       |
| West Bengal       | 51%              | 40%              | 36%   | 104.740             | 33%      | 113.037            | 30%      | 6 pp less from 2002           |
| A&N Islands       | 2%               | 0%               | 2%  | 0.409               | 0%       | 0.441              | 0%       | Best of 3 yrs till 2002       |
| Chandigarh        | -9%              | 13%              | 31%   | 0.635               | 22%      | 0.755              | 13%      | 18 pp less from 2002          |
| D&N Haveli        | 31%              | 35%              | 25%   | 0.288               | 25%      | 0.337              | 25%      | Best of 3 yrs till 2002       |
| Daman & Diu       | 4%               | 0%               | 0%  | 0.160               | 0%       | 0.185              | 0%       | Best of 3 yrs till 2002       |
| Delhi             | 38%              | 28%              | 12%   | 14.007              | 12%      | 15.879             | 12%      | Best of 3 yrs till 2002       |
| Lakshadweep       | 2%               | 17%              | 3%  | 0.083               |          | 0.087              |          |                               |
| Pondicherry       | -4%              | 0%               | 0%  | 1.016               |          | 1.076              |          |                               |
| INDIA             | 41%              | 39%              | 34%   | 1198.202            | 29%      | 1308.859           | 25%      | 9 pp less from 2002           |

Note :

The drop out rates of the three new states are retained same as their parent states

| State             | Targets for        |                        |                   |                    |                        |                   |                    |                        |                   | Decadal<br>Growth rate<br>of Popn ('91-<br>01) |
|-------------------|--------------------|------------------------|-------------------|--------------------|------------------------|-------------------|--------------------|------------------------|-------------------|--|
|                   | 2005               |                        |                   | 2006               |                        |                   | 2007               |                        |                   |  |
|                   | Drop out<br>(in %) | Estimated<br>Enrolment | Addl<br>retention | Drop out<br>(in %) | Estimated<br>Enrolment | Addl<br>retention | Drop out<br>(in %) | Estimated<br>Enrolment | Addl<br>retention |  |
|                   | I - V              | (In lakh)              | (In lakh)         | I - V              | (In lakh)              | (In lakh)         | I - V              | (In lakh)              | (In lakh)         |  |
| Andhra Pradesh    | 9%                 | 122.702                | 13.923            | 0%                 | 133.931                | 11.043            | 0%                 | 134.117                | 0.000             | 13.86  |
| Arunachal Pradesh | 28%                | 1.979                  | 0.175             | 14%                | 2.261                  | 0.277             | 0%                 | 2.585                  | 0.317             | 26.21  |
| Assam             | 22%                | 53.373                 | 5.191             | 11%                | 59.356                 | 5.871             | 0%                 | 66.009                 | 6.529             | 18.85  |
| Bihar             | 38%                | 108.245                | 9.568             | 18%                | 130.263                | 21.649            | 0%                 | 154.148                | 23.447            | 28.43  |
| Chattisgarh       | 18%                | 36.093                 | 2.927             | 9%                 | 39.413                 | 3.248             | 0%                 | 43.037                 | 3.547             | 18.06  |
| Goa               | 0%                 | 1.311                  | 0.038             | 0%                 | 1.313                  | 0.000             | 0%                 | 1.315                  | 0.000             | 14.89  |
| Gujarat           | 10%                | 81.531                 | 5.217             | 0%                 | 89.886                 | 8.153             | 0%                 | 90.088                 | 0.000             | 22.48  |
| Haryana           | 8%                 | 24.697                 | 0.700             | 0%                 | 26.747                 | 1.976             | 0%                 | 26.822                 | 0.000             | 28.06  |
| Himachal pradesh  | 0%                 | 8.620                  | 0.480             | 0%                 | 8.635                  | 0.000             | 0%                 | 8.650                  | 0.000             | 17.53  |
| Jammu & Kashmir   | 12%                | 13.329                 | 0.377             | 6%                 | 14.169                 | 0.800             | 0%                 | 15.063                 | 0.850             | 29.04  |
| Jharkhand         | 38%                | 38.856                 | 3.452             | 18%                | 46.736                 | 7.771             | 0%                 | 55.276                 | 8.412             | 23.19  |
| Karnataka         | 8%                 | 77.389                 | 7.539             | 0%                 | 83.724                 | 6.191             | 0%                 | 83.869                 | 0.000             | 17.25  |
| Kerala            | 0%                 | 26.197                 | 0.000             | 0%                 | 26.221                 | 0.000             | 0%                 | 26.246                 | 0.000             | 9.42   |
| Madhya Pradesh    | 18%                | 102.713                | 8.279             | 9%                 | 112.229                | 9.244             | 0%                 | 122.628                | 10.101            | 24.34  |
| Maharashtra       | 0%                 | 146.030                | 9.342             | 0%                 | 146.359                | 0.000             | 0%                 | 146.690                | 0.000             | 22.57  |
| Manipur           | 20%                | 3.548                  | 0.132             | 10%                | 3.915                  | 0.355             | 0%                 | 4.319                  | 0.391             | 30.02  |
| Meghalaya         | 20%                | 5.041                  | 0.675             | 10%                | 5.562                  | 0.504             | 0%                 | 6.136                  | 0.556             | 29.94  |
| Mizoram           | 20%                | 2.068                  | 0.277             | 10%                | 2.282                  | 0.207             | 0%                 | 2.517                  | 0.228             | 29.18  |
| Nagaiand          | 15%                | 3.402                  | 0.342             | 7%                 | 3.698                  | 0.272             | 0%                 | 3.982                  | 0.259             | 64.41  |
| Orissa            | 14%                | 65.541                 | 6.912             | 7%                 | 70.241                 | 4.588             | 0%                 | 75.278                 | 4.917             | 15.94  |
| Punjab            | 13%                | 25.096                 | 1.610             | 6%                 | 26.906                 | 1.757             | 0%                 | 28.576                 | 1.614             | 19.76  |
| Rajasthan         | 22%                | 119.787                | 10.590            | 10%                | 134.542                | 14.374            | 0%                 | 148.415                | 13.454            | 28.33  |
| Sikkim            | 16%                | 1.199                  | 0.160             | 8%                 | 1.299                  | 0.096             | 0%                 | 1.407                  | 0.104             | 32.98  |
| Tamil Nadu        | 8%                 | 64.042                 | 4.691             | 0%                 | 69.243                 | 5.123             | 0%                 | 69.321                 | 0.000             | 11.19  |
| Tripura           | 24%                | 5.853                  | 0.571             | 12%                | 6.565                  | 0.702             | 0%                 | 7.365                  | 0.788             | 15.74  |
| Uttar Pradesh     | 16%                | 159.684                | 11.531            | 8%                 | 172.904                | 12.775            | 0%                 | 187.218                | 13.832            | 25.8   |
| Uttaranchal       | 16%                | 12.198                 | 0.887             | 8%                 | 13.199                 | 0.976             | 0%                 | 14.282                 | 1.056             | 19.2   |
| West Bengal       | 20%                | 126.559                | 11.304            | 10%                | 139.464                | 12.656            | 0%                 | 153.684                | 13.946            | 17.84  |
| A&N Islands       | 0%                 | 0.452                  | 0.000             | 0%                 | 0.454                  | 0.000             | 0%                 | 0.455                  | 0.000             | 26.94  |
| Chandigarh        | 8%                 | 0.825                  | 0.038             | 0%                 | 0.895                  | 0.066             | 0%                 | 0.898                  | 0.000             | 40.33  |
| D&N Haveli        | 16%                | 0.389                  | 0.030             | 8%                 | 0.422                  | 0.031             | 0%                 | 0.459                  | 0.034             | 59.2   |
| Daman & Diu       | 0%                 | 0.196                  | 0.000             | 0%                 | 0.197                  | 0.000             | 0%                 | 0.198                  | 0.000             | 55.59  |
| Delhi             | 6%                 | 17.612                 | 0.953             | 0%                 | 18.755                 | 1.057             | 0%                 | 18.842                 | 0.000             | 46.31  |
| Lakshadweep       |                    | 0.088                  | 0.000             |                    | 0.088                  | 0.000             | 0%                 | 0.088                  | 0.000             | 17.19  |
| Pondicherry       |                    | 1.098                  | 0.000             |                    | 1.100                  | 0.000             | 0%                 | 1.103                  | 0.000             | 20.56  |
| INDIA             | 20%                | 1457.220               | 117.913           | 9%                 | 1592.373               | 131.763           | 0%                 | 1700.378               | 104.384           | 21.34  |

## Education Guarantee Scheme & Alternative and Innovative Education

### General:

- Education Guarantee Scheme and Alternative and Innovative Education (EGS and AIE) is an important component to bring **out of school children** in the fold of Elementary Education.
- EGS addresses the inaccessible habitation where there is no formal school within the radius of 1 k.m. and at least 15-25 children of 6-14 years age group who are not going to school are available.
- In exceptional cases remote habitations in hilly areas even for 10 children an EGS school can be opened.
- Alternative Education interventions is for specific categories of deprived children e.g. child labour, street children, migrating children, working children, children living in difficult circumstances and older children in the 9+ age group (especially adolescent girls).
- To bring dropped out children or children who did not join schools **back to school, back to school camp and bridge courses strategies** (both residential and non-residential) have been implemented.
- The scheme also provides support to **Maktabs/Madarsas** under EGS/AIE component. Training of instructors, an additional instructor if necessary and free textbooks/teaching learning materials would be made available to the centre.
- The State Implementation Society is responsible for appraising and approving district level proposals under EGS & AIE. Proposals for engagement of VA are approved by the Grants-in-aid Committee of the State Society. The State GIAC's are headed by their respective State Education Secretary. The EGS/AIE scheme also allowed for 100% reimbursement by Government of India or NGO proposals under the scheme.

**Physical Target****2003-04**

- A statement giving the details of Target and achievement in 2003-04 in EGS is enclosed as annexure-I.
- A statement giving details of Target and achievement in 2003-04 in AIE is enclosed as Annexure-II
- The total target under EGS and AIE was 121.5 lakhs and the achievement was 69.00 lakhs.
- The shortfall in enrolment in EGS and AIE are from the following States:

|             | <b>Target<br/>(Both EGS &amp; AIE)<br/>(in lakhs)</b> | <b>Achieved<br/>(in lakhs)</b> |
|-------------|---|--------------------------------|
| Assam       | 16.5  | 8.48                           |
| Delhi       | 4.15  | 0.48                           |
| J & K       | 2.78  | 0.60                           |
| Punjab      | 3.30  | 0.63                           |
| U.P.        | 8.31  | 3.14                           |
| West Bengal | 15.5  | 5.95                           |

**2004-05**

The target of children to be covered for both EGS & AIE is given in Annexure – III.

The total number of children to be covered is 92.94 lakhs.

The maximum children Targeted are in the following States:

|             | <b>(in lakhs)</b> |
|-------------|-------------------|
| West Bengal | 15.54             |
| U.P.        | 13.28             |
| Rajasthan   | 10.79             |
| Assam       | 7.14              |
| Orissa      | 6.76              |

**Financial allocation:**  
**2003-04**

PAB approved an allocation of 79262.12 lakhs for EGS/AIE during 03-04.

The States which received considerable allocation are as follows:

|             | (in lakhs) |
|-------------|------------|
| West Bengal | 7885       |
| Assam       | 6754       |
| Maharashtra | 6343       |
| Orissa      | 6152       |
| Bihar       | 5321       |

**2004-05**

PAB approved allocation of 82322 lakhs for EGS/AIE (see Annexure IV) during 04-05.

The states receiving higher allocation:

|             | (in lakhs) |
|-------------|------------|
| Bihar       | 5991       |
| Maharashtra | 5452       |
| Orissa      | 6309       |
| Rajasthan   | 7329       |
| West Bengal | 14778      |
| Assam       | 4036       |
| U.P.        | 5045       |

**GIAC constitution:**

The Status of constitution of GIAC in different States is enclosed. (Annexure V).

The status is satisfactory.

- Goa, Pondicherry, A&N Island, Arunachal Pradesh, Chandigarh, Dadar & Nagar Hawali, Daman & Diu have not constituted GIAC.
- J&K, Punjab and Sikkim have not conducted the meeting of GIAC.

## Annexure-I

## Statement giving the details of Target and achievement under EGS in 2003-2004

| S. No. | State                    | Target (No. of children) | Achievement (No. of children) |
|--------|--------------------------|--------------------------|-------------------------------|
| 1      | Andaman & Nicobar Island | 1176                     | 0                             |
| 2      | Andhra Pradesh           | 83799                    | 51094                         |
| 3      | Arunachal Pradesh        | 8825                     | 7600                          |
| 4      | Assam                    | 264800                   | 65477                         |
| 5      | Bihar                    | 402605                   | 465003                        |
| 6      | Chandigarh UT            | 11275                    | 0                             |
| 7      | Chhattisgarh             | 110785                   | 113785                        |
| 8      | Dadra & Nagar Haveli     | 74                       | 0                             |
| 9      | Daman & Diu              | 0                        | 0                             |
| 10     | Delhi                    | 415558                   | 80000                         |
| 11     | Goa                      |                          | 0                             |
| 12     | Gujarat                  | 0                        | 0                             |
| 13     | Haryana                  | 44525                    | 0                             |
| 14     | Himachal Pradesh         | 3117                     | 600320                        |
| 15     | Jammu & Kashmir          | 162178                   | 60781                         |
| 16     | Jharkhand                | 439986                   | 611480                        |
| 17     | Karnataka                | 13625                    | 149315                        |
| 18     | Kerala                   | 19585                    | 0                             |
| 19     | Lakshdweep               |                          | 0                             |
| 20     | Madhya Pradesh           | 120215                   | 179609                        |
| 21     | Maharashtra              | 0                        | 18729                         |
| 22     | Manipur                  | 69332                    | 0                             |
| 23     | Meghalaya                | 1005                     | 0                             |
| 24     | Mizoram                  | 96700                    | 600                           |
| 25     | Nagaland                 | 285                      | 0                             |
| 26     | Orissa                   | 572139                   | 555821                        |
| 27     | Pondicherry              |                          | 0                             |
| 28     | Punjab                   | 330005                   | 63000                         |
| 29     | Rajasthan                | 1051126                  | 1246853                       |
| 30     | Sikkim                   | 1833                     | 0                             |
| 31     | Tamilnadu                | 8975                     | 7525                          |
| 32     | Tripura                  | 48475                    | 47025                         |
| 33     | Uttar Pradesh            | 218950                   | 144549                        |
| 34     | Uttaranchal              | 32573                    | 16391                         |
| 35     | West Bengal              | 751199                   | 450209                        |
|        | <b>Total</b>             | <b>5284725</b>           | <b>4935166</b>                |

## Target and Achievement under AIE scheme during 2003-2004

| S.No. | Name of the State        | Target         | Achievement    |
|-------|--------------------------|----------------|----------------|
| 1     | Andaman & Nicobar Island | 1350           | 0              |
| 2     | Andhra Pradesh           | 292624         | 132354         |
| 3     | Arunachal Pradesh        | 0              | 0              |
| 4     | Assam                    | 1392456        | 783116         |
| 5     | Bihar                    | 587914         | 147081         |
| 6     | Chandigarh UT            | 0              | 0              |
| 7     | Chhattisgarh             | 0              | 0              |
| 8     | Dadra Nagar Haveli       | 5095           | 0              |
| 9     | Daman & Diu              | 0              | 0              |
| 10    | Delhi                    | 0              | 0              |
| 11    | Goa                      | 0              | 0              |
| 12    | Gujarat                  | 349833         | 45138          |
| 13    | Haryana                  | 0              | 0              |
| 14    | Himachal Pradesh         | 2208           | 0              |
| 15    | Jammu & Kashmir          | 116621         | 0              |
| 16    | Jharkhand                | 734961         | 96010          |
| 17    | Karnataka                | 264486         | 95414          |
| 18    | Kerala                   | 0              | 9169           |
| 19    | Lakshadweep              | 0              | 0              |
| 20    | Madhya Pradesh           | 510246         | 232108         |
| 21    | Maharashtra              | 16217          | 27540          |
| 22    | Manipur                  | 95525          | N.A.           |
| 23    | Meghalaya                | 12627          | 0              |
| 24    | Mizoram                  | 105959         | 0              |
| 25    | Nagaland                 | 45982          | N.A.           |
| 26    | Orissa                   | 432132         | 10428          |
| 27    | Pondicherry              | 0              | 0              |
| 28    | Punjab                   | 0              | 0              |
| 29    | Rajasthan                | 103385         | N.A.           |
| 30    | Sikkim                   | 3178           | 0              |
| 31    | Tamilnadu                | 466069         | 275458         |
| 32    | Tripura                  | 5000           | 3250           |
| 33    | Uttar Pradesh            | 512215         | N.A.           |
| 34    | Uttaranchal              | 9937           | 0              |
| 35    | West Bengal              | 807198         | 145875         |
|       | <b>TOTAL</b>             | <b>6873218</b> | <b>2002941</b> |



**EGS/AIE Component**  
**Target - Year 2004-2005 (as approved by PAB)**

| No. | State                | No. of children to be covered through EGS |               | No. of children to be covered through AIE | No. of Children Covered under EGS | No. of Children Covered under AIE | Total Children Covered |
|-----|----------------------|---|---------------|---|-----------------------------------|-----------------------------------|------------------------|
|     |                      | Primary                                   | Upper Primary |   |                                   |                                   |                        |
| 1   | Andaman & Nicobar    | 0   | 0             | 0   | 0                                 |                                   |                        |
| 2   | Andhra Pradesh       | 5023                                      | 29718         | 102426                                    | 137167                            |                                   |                        |
| 3   | Arunachal Pradesh    | 29100                                     | 0             | 5070                                      | 34170                             |                                   |                        |
| 4   | Assam                | 161616                                    | 53515         | 498970                                    | 714101                            |                                   |                        |
| 5   | Bihar                | 406222                                    | 0             | 190829                                    | 597051                            |                                   |                        |
| 6   | Chandigarh UT        | 0   | 0             | 11080                                     | 11080                             |                                   |                        |
| 7   | Chhattisgarh         | 59298                                     | 56649         | 0   | 115947                            |                                   |                        |
| 8   | Dadra & Nagar Haveli |   |               |   |                                   |                                   |                        |
| 9   | Daman & Diu          | 208                                       | 317           | 0   | 525                               |                                   |                        |
| 10  | Delhi                |   |               |   |                                   |                                   |                        |
| 11  | Goa                  |   |               |   |                                   |                                   |                        |
| 12  | Gujarat              | 0   | 0             | 340325                                    | 340325                            |                                   |                        |
| 13  | Haryana              | 194707                                    | 125961        | 13423                                     | 334091                            |                                   |                        |
| 14  | Himachal Pradesh     |   |               |   |                                   |                                   |                        |
| 15  | Jammu & Kashmir      | 65973                                     |               | 184812                                    | 184812                            |                                   |                        |
| 16  | Jharkhand            | 8389                                      | 497           | 558878                                    | 559391                            |                                   |                        |
| 17  | Karnataka            | 9062                                      | 0             | 156210                                    | 165272                            |                                   |                        |
| 18  | Kerala               | 0   | 0             | 13801                                     | 13801                             |                                   |                        |
| 19  | Lakshdweep           |   |               |   |                                   |                                   |                        |
| 20  | Madhya Pradesh       | 37225                                     | 0             | 262500                                    | 299725                            |                                   |                        |
| 21  | Maharashtra          | 207184                                    |               |   | 207184                            |                                   |                        |
| 22  | Manipur              | 76167                                     | 0             | 139450                                    | 215617                            |                                   |                        |
| 23  | Meghalaya            | 25550                                     | 0             | 120538                                    | 146088                            |                                   |                        |
| 24  | Mizoram              | 1557                                      | 20570         | 20570                                     | 42697                             |                                   |                        |
| 25  | Nagaland             | 1035                                      | 0             | 18869                                     | 19904                             |                                   |                        |
| 26  | Orissa               | 407079                                    | 56180         | 213637                                    | 676896                            |                                   |                        |
| 27  | Pondicherry          | 0   | 0             | 2074                                      | 2074                              |                                   |                        |
| 28  | Punjab               | 176238                                    | 0             | 7078                                      | 183316                            |                                   |                        |
| 29  | Rajasthan            | 991083                                    | 12580         | 75787                                     | 1079450                           |                                   |                        |
| 30  | Sikkim               | 644                                       | 0             | 3156                                      | 3800                              |                                   |                        |
| 31  | Tamilnadu            | 9075                                      | 0             | 275158                                    | 284233                            |                                   |                        |
| 32  | Tripura              | 36505                                     | 0             | 5025                                      | 41530                             |                                   |                        |
| 33  | Uttar Pradesh        | 188350                                    |               | 1139880                                   | 1328230                           |                                   |                        |
| 34  | Uttaranchal          | 1600                                      | 200           | 250                                       | 2050                              |                                   |                        |
| 35  | West Bengal          | 497422                                    | 86889         | 969767                                    | 1554078                           |                                   |                        |
|     | <b>Total</b>         | <b>3596312</b>                            | <b>443076</b> | <b>5329563</b>                            | <b>9294605</b>                    |                                   |                        |

### Financial Allocation EGS/AIE Component PAB Approval for 2004-05

Annexure-V  
(Rs. In lakhs)

| S. No. | State                    | Amount sanctioned by PAB for SSA | Amount Sanctioned by PAB for EGS | Amount Sanctioned by PAB for AIE | Total amount sanctioned for EGS/AIE | % of amount sanctioned for EGS/AIE |
|--------|--------------------------|----------------------------------|----------------------------------|----------------------------------|-------------------------------------|------------------------------------|
| 1      | Andaman & Nicobar Island | 0                                | 0                                | 0                                | 0                                   | 0                                  |
| 2      | Andhra Pradesh           | 49521.05                         | 399.07                           | 2944.22                          | 3343.29                             | 6.75                               |
| 3      | Arunachal Pradesh        | 6403.33                          | 103.26                           | 185.48                           | 288.74                              | 4.51                               |
| 4      | Assam                    | 31382.85                         | 2015.94                          | 2020.53                          | 4036.47                             | 12.86                              |
| 5      | Bihar                    | 83582.68                         | 3232.63                          | 2758.78                          | 5991.41                             | 7.17                               |
| 6      | Chandigarh UT            | 1401.31                          | 0                                | 122.74                           | 122.74                              | 8.76                               |
| 7      | Chhattisgarh             | 35917.01                         | 1180.91                          | 0                                | 1180.91                             | 3.29                               |
| 8      | Dadra & Nagar Haveli     | 877.65                           | 0.92                             | 94.95                            | 95.87                               | 10.92                              |
| 9      | Daman & Diu              | 297.18                           | 5.57                             | 0                                | 5.57                                | 1.87                               |
| 10     | Delhi                    | 0                                | 0                                | 0                                | 0                                   | 0.00                               |
| 11     | Goa                      | 0                                | 0                                | 0                                | 0                                   | 0.00                               |
| 12     | Gujarat                  | 24507.18                         | 0                                | 2803.28                          | 2803.28                             | 11.44                              |
| 13     | Haryana                  | 22394.43                         | 3162.08                          | 153.32                           | 3315.4                              | 14.80                              |
| 14     | Himachal Pradesh         | 10095.97                         | 56.8                             | 0                                | 56.8                                | 0.56                               |
| 15     | Jammu & Kashmir          | 20703.5                          | 1124.38                          | 994.84                           | 2119.22                             | 10.24                              |
| 16     | Jharkhand                | 858617                           | 1921.28                          | 6814.52                          | 8735.8                              | 1.02                               |
| 17     | Karnataka                | 35644.37                         | 76.58                            | 671.01                           | 747.59                              | 2.10                               |
| 18     | Kerala                   | 16789.72                         | 0                                | 414.03                           | 414.03                              | 2.47                               |
| 19     | Lakshdweep               | 0                                | 0                                | 0                                | 0                                   | 0.00                               |
| 20     | Madhya Pradesh           | 100354.06                        | 261.6                            | 1158.54                          | 1420.14                             | 1.42                               |
| 21     | Maharashtra              | 84020.6                          | 1845.67                          | 3606.91                          | 5452.58                             | 6.49                               |
| 22     | Manipur                  | 4601.13                          | 643.6                            | 534.75                           | 1178.35                             | 25.61                              |
| 23     | Meghalaya                | 5427.12                          | 215.9                            | 1202.72                          | 1418.62                             | 26.14                              |
| 24     | Mizoram                  | 4670.67                          | 13.15                            | 372.38                           | 385.53                              | 8.25                               |
| 25     | Nagaland                 | 3439.7                           | 8.75                             | 265.47                           | 274.22                              | 7.97                               |
| 26     | Orissa                   | 57598.75                         | 4113.95                          | 2195.39                          | 6309.34                             | 10.95                              |
| 27     | Pondicherry              | 1059.7                           | 0                                | 15.76                            | 15.76                               | 1.49                               |
| 28     | Punjab                   | 19952.19                         | 1489.26                          | 59.81                            | 1549.07                             | 7.76                               |
| 29     | Rajasthan                | 61764.13                         | 6593                             | 736.67                           | 7329.67                             | 11.87                              |
| 30     | Sikkim                   | 1198.21                          | 51.258                           | 27.79                            | 79.048                              | 6.60                               |
| 31     | Tamilnadu                | 42824.83                         | 76.68                            | 2954.55                          | 3031.23                             | 7.08                               |
| 32     | Tripura                  | 6255.74                          | 409.32                           | 42.25                            | 451.57                              | 7.22                               |
| 33     | Uttar Pradesh            | 146667.75                        | 1591.56                          | 3454.27                          | 5045.83                             | 3.44                               |
| 34     | Uttaranchal              | 12694.16                         | 268.07                           | 77.6                             | 345.67                              | 2.72                               |
| 35     | West Bengal              | 85690.41                         | 6123.05                          | 8655.37                          | 14778.42                            | 17.25                              |

**Details of State Grants-in-Aid Committee**

| S.No. | State                    | Status of Constitution of State Level GIAC | Name of Non-official Member of GOI  | No. of Proposals received by the State from NGOs | No. of Proposals approved by GIAC | No. of NGOs involved | No. of GIAC Meetings held | Date of last meeting of GIAC |
|-------|--------------------------|--|---|--|-----------------------------------|----------------------|---------------------------|------------------------------|
| 1     | Andaman & Nicobar Island |  |   |  |                                   |                      |                           |                              |
| 2     | Andhra Pradesh*          | Constituted                                | Prof. V. Suonakar, Institute of Advance Studies in Education, Osmani University Hyderabad |  | 279                               | 279                  | 1                         |                              |
| 3     | Arunachal Pradesh        |  | Dr. K. C. Kapoor, Head Dept. of Education, Arunachal University                           |  |                                   |                      |                           |                              |
| 4     | Assam                    | Constituted                                | Dr. C. Nongabari, Head Dept. of Education, NEHU Shillong -- 22                            | 76   | 13                                | 13                   | 1                         |                              |
| 5     | Bihar                    | Constituted                                | Acharya Ram Murti   | 355  | 13                                | 13                   | 3                         | 12.7.2003                    |
| 6     | Chandigarh UT            |  | Dr. Malvinder Ahuja, Punjab University  |  |                                   |                      |                           |                              |
| 7     | Chhattisgarh             | Constituted                                | Prof. O.N. Awasthi, RIE Shyamli Hill, Bhopal - 462 013                                    | 96   |                                   |                      | 3                         | 27.2.04                      |
| 8     | Dadra Nagar Haveli       |  |   |  |                                   |                      |                           |                              |
| 9     | Daman & Diu              |  |   |  |                                   |                      |                           |                              |
| 10    | Delhi                    | Constituted                                | Prof. Akhtar Siddiqui, Director Centre for Education, Jamia Millia Islamia, New Delhi     | 200  | 158                               | 158                  | 1                         |                              |
| 11    | Goa                      |  |   |  |                                   |                      |                           |                              |
| 12    | Gujarat                  | Constituted                                | R.G. Nambiar, Director S.P.I.E. & S.R. Ahmedabad & R.G. Kothari, CASE, Baroda             | 33   | 4                                 | 3                    | 1                         |                              |
| 13    | Haryana                  | Constituted                                | Dr. Rita Malhotra, Director Child Guidance Centre, Delhi                                  | 61   | 34                                |                      | 2                         | 21.5.2004                    |
| 14    | Himachal Pradesh         | Constituted                                | Dr. Kalyani Menon Sen   | 17   | 14                                | 3                    | 1                         | 4.3.2003                     |
| 15    | Jammu & Kashmir          | Constituted                                | Sh. Arvind Gupta, Friends of Tribal Society, New Delhi                                    | 39   | 0                                 | 0                    | 0                         |                              |
| 16    | Jharkhand                | Constituted                                | Fr. E.A. Augustine, XLRI, Jamshedpur  | 30   | 30                                | 26                   | 5                         | 31.5.2004                    |
| 17    | Karnataka                | Constituted                                | Ms. Nayanatara, IIM Bangalore, 1 Member from MAYA, 1 Member from Akshara Foundation       | 146  | 107                               | 44                   | 2                         | 22.3.04                      |
| 18    | Kerala                   | Constituted                                | Dr. Nayanatara, IIM Bangalore   |  |                                   |                      |                           |                              |
| 19    | Lakshdweep               |  |   |  |                                   |                      |                           |                              |
| 20    | Madhya Pradesh           | Constituted                                | Dr. D.C. Shah, Director, MPISSR, Ujjain (M.P.)  | 666  | 0                                 | 3                    | 1                         |                              |
| 21    | Maharashtra              | Constituted                                | Ms. Anjali Dave, Reader TIS Mumbai  | 27674  | 9483                              | 779                  | 2                         | 29.1.2004                    |

|              |               |             |   |              |              |             |           |           |
|--------------|---------------|-------------|---|--------------|--------------|-------------|-----------|-----------|
| 22           | Manipur       | Constituted | Sh. Obhijeet Vardhan, Science Communication Forum, Kolkata                                  |              |              |             |           |           |
| 23           | Meghalaya     | Constituted | Prof. S.N. Rath, Ex-V.C. Annapurna Cottage, Bakshi Street Jaipur                            | 0            | 0            | 0           | 0         |           |
| 24           | Mizoram       | Constituted | Dr. E.D. Thomas, SRC NEHU, Shillong   |              |              |             |           |           |
| 25           | Nagaland**    | Constituted | Shri R.P. Shukla, Nagaland University, Kohima - 797 001                                     |              |              | 1           |           |           |
| 26           | Orissa        | Constituted | Prof. Gyan Chandra Kar, Director NKC Centre for Development Studies, Bhubaneshwar - 751 013 | 174          | 96           | 95          | 5         | 6.2.2004  |
| 27           | Pondicherry   |             | Dr. J. Sampath, Deputy Registrar, Pondicherry Central University                            |              |              |             |           |           |
| 28           | Punjab        | Constituted | Dr. P.L. Chaturvedi, Ex. V.C. M.D.S. University, Jaipur                                     | 31           |              |             |           |           |
| 29           | Rajasthan     | Constituted | Prof. S.S. Acharya, IDS Jaipur  |              |              |             | 2         | 3.3.2003  |
| 30           | Sikkim        | Constituted | Dr. E.D. Thomas, SRC NEHU, Shillong   |              |              |             |           |           |
| 31           | Tamilnadu     | Constituted | Ms. Vimla Ramchandran, New Delhi  | 42           | 42           | 42          | 1         | 16.6.2004 |
| 32           | Tripura       | Constituted | Prof. K.M. Pathak, A.C. Dutta Lane, Kumarpara, Guwahati, Assam - 781 001                    | 414          | 200          | 21          | 1         | 5.2.2004  |
| 33           | Uttar Pradesh | Constituted | Ms. Rukmani Banerjee, PRATHAM   | 93           | 53           | 31          | 2         | 7.4.2004  |
| 34           | Uttaranchal   | Constituted | Dr. B.K.Joshi, Ex-Director, Giri Institute, Lucknow   | 275          | 165          | 22          | 1         | 18.7.2003 |
| 35           | West Bengal   | Constituted | Mr. Madhav Chauhan, PRATHAM   | 12           | 4            |             | 1         | 11.2.2004 |
| <b>Total</b> |               |             |   | <b>30434</b> | <b>10695</b> | <b>1533</b> | <b>36</b> |           |

\*Approved at District Level, No proposal approved at State Level.

\*\*Support to Nagaland Baptist Church Society without GIAC.

### Education for minority under SSA

A statement indicating the General Literacy Rate and Muslim Literacy rate is enclosed. (Annexure-I)

- Literacy Rate of Muslims (MLR) is considerably **lower** than the General Literacy rate (GLR) in the following States:

| <u>State</u>  | <u>GLR</u> | <u>MLR</u> |
|---------------|------------|------------|
| Punjab        | 74.6       | 51.2       |
| Delhi         | 82.8       | 66.6       |
| Uttar Pradesh | 58.0       | 47.8       |
| Bihar         | 47.9       | 42.00      |
| Assam         | 70.00      | 48.4       |
| West Bengal   | 72.4       | 57.5       |

The Literacy rate of Muslims is considerably **higher** in the following States:

| <u>State</u>   | <u>GLR</u> | <u>MLR</u> |
|----------------|------------|------------|
| Madhya Pradesh | 62.8       | 70.3       |
| Gujrat         | 68.3       | 73.5       |
| Maharashtra    | 76.2       | 78.1       |
| Andhra Pradesh | 59.4       | 68.0       |
| Karnataka      | 65.6       | 70.1       |
| Tamil Nadu     | 72.0       | 82.9       |

### **Support to Madarsas under SSA**

- Madarsa's affiliated to State Madarsa Board and satisfying conditions specified for State Government aided schools, are eligible for assistance under SSA.
- For a large number of children especially girls, studying in madarsa's which are not recognized or affiliated, an EGS or AIE centre can be started at the madarsa by the local body/community based organization, whereby free textbooks, an additional instructor if necessary, training to the instructor in the State curriculum, can be provided under SSA's EGS/AIE component.

A statement giving information on madarsas in States is at Annexure-II

## Annexure-I

## General Literacy Rate and Muslim Literacy Rate

| Sl. No. | State             | Total Population | Muslim Population | General Literacy Rate | General Female Literacy Rate | Muslim Literacy Rate | Muslim Female Literacy Rate |
|---------|-------------------|------------------|-------------------|-----------------------|------------------------------|----------------------|-----------------------------|
| 1.      | Jammu & Kashmir   | 10,143,700       | 6,793,240         | 71.2                  | 59.0                         | 47.3                 | 34.9                        |
| 2.      | Himachal Pradesh  | 6,077,900        | 119,512           | 76.8                  | 67.7                         | 57.5                 | 46.6                        |
| 3.      | Punjab            | 24,358,999       | 382,045           | 74.6                  | 68.3                         | 51.2                 | 43.4                        |
| 4.      | Chandigarh        | 900,635          | 35,548            | 80.5                  | 74.2                         | 64.1                 | 56.3                        |
| 5.      | Uttaranchal       | 8,489,349        | 1,012,141         | 74.1                  | 61.7                         | 51.1                 | 40.3                        |
| 6.      | Haryana           | 21,144,564       | 1,222,916         | 69.4                  | 57.1                         | 40.0                 | 21.5                        |
| 7.      | Delhi             | 13,850,507       | 1,623,520         | 82.8                  | 75.4                         | 66.6                 | 59.1                        |
| 8.      | Rajasthan         | 56,507,188       | 4,788,227         | 60.2                  | 43.2                         | 56.6                 | 40.8                        |
| 9.      | Uttar Pradesh     | 166,197,921      | 30,740,158        | 58.0                  | 43.1                         | 47.3                 | 37.4                        |
| 10.     | Bihar             | 82,998,509       | 13,722,048        | 47.9                  | 33.4                         | 42.0                 | 31.5                        |
| 11.     | Sikkim            | 540,851          | 7,693             | 69.4                  | 60.5                         | 57.8                 | 52.0                        |
| 12.     | Arunachal Pradesh | 1,097,968        | 20,675            | 64.6                  | 52.4                         | 57.7                 | 44.9                        |
| 13.     | Nagaland          | 1,990,036        | 35,005            | 74.9                  | 65.6                         | 48.2                 | 33.3                        |
| 14.     | Manipur           | 2,166,788        | 190,939           | 75.3                  | 64.7                         | 58.6                 | 41.6                        |
| 15.     | Mizoram           | 888,573          | 10,099            | 79.3                  | 81.2                         | 74.7                 | 57.4                        |
| 16.     | Tripura           | 3,199,203        | 254,442           | 75.3                  | 67.3                         | 60.9                 | 51.4                        |
| 17.     | Meghalaya         | 2,318,822        | 99,169            | 69.3                  | 60.3                         | 42.7                 | 35.2                        |
| 18.     | Assam             | 26,655,528       | 8,240,611         | 70.0                  | 61.1                         | 48.4                 | 40.2                        |
| 19.     | West Bengal       | 80,176,197       | 20,240,543        | 72.4                  | 63.1                         | 57.5                 | 49.8                        |
| 20.     | Jharkhand         | 26,945,829       | 3,731,308         | 54.6                  | 39.2                         | 55.6                 | 42.7                        |
| 21.     | Orissa            | 36,804,660       | 761,985           | 63.3                  | 50.6                         | 71.3                 | 62.3                        |
| 22.     | Chhattisgarh      | 20,833,803       | 409,615           | 63.9                  | 50.8                         | 82.5                 | 74.0                        |
| 23.     | Madhya Pradesh    | 60,348,023       | 3,841,449         | 62.8                  | 49.0                         | 70.3                 | 60.1                        |
| 24.     | Gujarat           | 50,671,017       | 4,592,854         | 68.3                  | 56.7                         | 73.5                 | 63.5                        |
| 25.     | Daman & Diu       | 158,204          | 12,281            | 77.7                  | 64.4                         | 80.3                 | 72.4                        |
| 26.     | D & N Haveli      | 220,490          | 6,524             | 56.5                  | 38.7                         | 80.4                 | 72.9                        |
| 27.     | Maharashtra       | 96,878,627       | 10,270,485        | 76.2                  | 65.9                         | 78.1                 | 70.8                        |
| 28.     | Andhra Pradesh    | 76,210,007       | 6,986,856         | 59.4                  | 49.2                         | 68.0                 | 59.1                        |
| 29.     | Karnataka         | 52,850,562       | 6,463,127         | 65.6                  | 55.3                         | 70.1                 | 63.0                        |
| 30.     | Goa               | 1,347,668        | 92,210            | 81.9                  | 74.2                         | 75.4                 | 70.0                        |
| 31.     | Lakshadweep       | 60,650           | 57903             | 96                    | 96                           | 86                   | 80                          |
| 32.     | Kerala            | 31,841,374       | 7,863,842         | 90.2                  | 86.7                         | 89.4                 | 85.5                        |
| 33.     | Tamil Nadu        | 62,405,679       | 3,470,647         | 72.0                  | 62.4                         | 82.9                 | 76.2                        |
| 34.     | Pondicherry       | 974,345          | 59,358            | 80.3                  | 72.5                         | 87.8                 | 82.6                        |
| 35.     | A & N Island      | 356,152          | 29,265            | 81.7                  | 75.1                         | 89.8                 | 86.8                        |

| S.No. | State                    | Policy & Norms for Opening Urdu Medium PS & UPS  | Number of Urdu Medium Schools (Govt. & Grants-in-Aid) |      |       | Number of Schools in Minority dominated areas |      |       | Arrangement of Teachers' Training for Minority Institutions including Maktab / Madarsa | Number of recognized Madarsa / Maktab | Number of Madarsa / Maktab supported under SSA |
|-------|--------------------------|--|---|------|-------|---|------|-------|--|---------------------------------------|--|
|       |                          |  | PS  | UPS  | Total | PS  | UPS  | Total |  |                                       |  |
| 1     | Andaman & Nicobar Island |  |   |      |       |   |      |       | N.A.   | N.A.                                  |  |
| 2     | Andhra Pradesh           | N.A.   | 2333  | 184  | 2517  |   |      |       | 72   | 0                                     |  |
| 3     | Arunachal Pradesh        |  |   |      |       |   |      |       | N.A.   | N.A.                                  |  |
| 4     | Assam                    | There is no set norm for opening schools of Primary & Upper Primary level in any language in the state of Assam. Community setup schools and afterwards they are taken over by the government. | 0   | 0    | 0     | N.A.  | N.A. | N.A.  | 395  | 0                                     |  |
| 5     | Bihar                    | Presently the state is not to open PS. Instead of it EGS centres are being opened & PS are being upgraded into UPS as per SSA norms.   |   |      | 8511  |   |      | 7120  | 1119   | 1119                                  |  |
| 6     | Chandigarh UT            |  |   |      |       |   |      |       | N.A.   | N.A.                                  |  |
| 7     | Chhattisgarh             |  |   |      |       |   |      |       | 165  | 70                                    |  |
| 8     | Dadra N.A. gar Haveli    |  |   |      |       |   |      |       | N.A.   | N.A.                                  |  |
| 9     | Daman & Diu              |  |   |      |       |   |      |       | N.A.   | N.A.                                  |  |
| 10    | Delhi                    | No such norm for opening Urdu Medium schools.  |   |      | 31    |   |      |       | N.A.   | N.A.                                  |  |
| 11    | Goa                      |  |   |      |       |   |      |       | N.A.   | N.A.                                  |  |
| 12    | Gujarat                  | Same as opening for formal schools   |   |      | 167   |   |      |       | 0  | 0                                     |  |
| 13    | Haryana                  | Same as opening for formal schools   | Nil   | Nil  | Nil   |   |      | 863   | 0  | 0                                     |  |
| 14    | Himachal Pradesh         |  |   |      |       |   |      |       | 8  | 0                                     |  |
| 15    | Jammu & Kashmir          |  |   |      |       |   |      |       | 0  | 0                                     |  |
| 16    | Jharkhand                | N.A.   | N.A.  | N.A. | N.A.  | N.A.  | N.A. | N.A.  | N.A.   | N.A.                                  |  |
| 17    | Karnataka                | The state opens PS only either in mother tongue of the students or the state language KanN.A.da.   | 2338  | 1608 | 3944  |   |      | 2833  | 323  | 0                                     |  |

| S.No. | State          | Policy & Norms for Opening Urdu Medium PS & UPS   | Number of Urdu Medium Schools (Govt. & Grants-In-Aid) |  |       | Number of Schools in Minority dominated areas |      |       | Arrangement of Teachers' Training for Minority Institutions including Maktab / Madarsa  | Number of recognized Madarsa / Maktab | Number of Madarsa / Maktab supported under SSA |
|-------|----------------|---|---|--|-------|---|------|-------|---|---------------------------------------|--|
|       |                |   | PS  | UPS  | Total | PS  | UPS  | Total |   |                                       |  |
| 18    | Kerala         |   | 3486-<br>Arabic is taught                             | 1106-Urdu is taught, 1762-<br>Arabic is taught | 6354  |   |      | 4077  | Training is being imparted as per SSA norms   | 0                                     | 0  |
| 19    | Lakshdweep     |   |   |  |       |   |      |       |   | N.A.                                  | N.A.   |
| 20    | Madhya Pradesh | In Madhya Pradesh the 100% access has been provided at Primary as well as Upper levels as per norms i.e. primary schooling facility available within 1 k.m. radius of village / habitations. No more schools are being opened at PS & UPS levels.   | 108   | 26   | 134   | 612   | 374  | 986   | Teachers training for the Minority institutions including Makhtabs and Madarsa is done by the DIET  | 4472                                  | 3280   |
| 21    | Maharashtra    | PS of any medium can be opened at a place where the population is 200 and there is no school within 1.5 k.m. in non-tribal areas whereas population 100 & where there is no school within 1 k.m. for the tribal areas. The registered society can apply for opening the school to the govt. and after taking into consideration a need of the school govt. permits to open private school of any medium in that area. |   |  | 698   |   |      | 15576 | Pre-Service training for the teachers in minority institutions is conducted in D.Ed. College for 2 years. In-Service training is also conducted in these D.Ed. Colleges. There is no training facility available for the teachers of Makhtabs & Madarsas. | 0                                     | 0  |
| 22    | Manipur        |   |   |  |       |   |      |       |   | N.A.                                  | N.A.   |
| 23    | Meghalaya      |   |   |  |       |   |      |       |   | N.A.                                  | N.A.   |
| 24    | Mizoram        |   |   |  |       |   |      |       |   | N.A.                                  | N.A.   |
| 25    | N.A.galand     |   |   |  |       |   |      |       |   | N.A.                                  | N.A.   |
| 26    | Orissa         |   |   |  |       |   |      |       |   | 140                                   | 0  |
| 27    | Pondicherry    |   |   |  |       |   |      |       |   | 0                                     | 0  |
| 28    | Punjab         |   |   |  |       |   |      |       |   | N.A.                                  | N.A.   |
| 29    | Rajasthan      | No separate policy.   | N.A.  | N.A.   | N.A.  | N.A.  | N.A. | N.A.  |   | 1570                                  | 256  |
| 30    | Sikkim         |   |   |  |       |   |      |       |   | N.A.                                  | N.A.   |



| S.No. | State         | Policy & Norms for Opening Urdu Medium PS & UPS   | Number of Urdu Medium Schools (Govt. & Grants-in-Aid) |     |       | Number of Schools in Minority dominated areas |      |       | Arrangement of Teachers' Training for Minority Institutions Including Maktab / Madarsa                              | Number of recognized Madarsa / Maktab | Number of Madarsa / Maktab supported under SSA |
|-------|---------------|---|---|-----|-------|---|------|-------|---|---------------------------------------|--|
|       |               |   | PS  | UPS | Total | PS  | UPS  | Total |   |                                       |  |
| 31    | Tamilnadu     | Government adopted for opening of PS & UPS are applicable to opening of Govt. Urdu Medium PS & UPS as well except the admission ability of lower students strength in the case of Urdu Medium Schools as given below: | 215   | 46  | 261   | 14121   | 2667 | 16788 | Pre-Service training for Urdu medium exists under DTERT and In-Service training is provided through English medium. | 0                                     | 0  |
|       |               | <b>Norms for Opening of PS</b>  |   |     |       |   |      |       |   |                                       |  |
|       |               | a) Population 300 in a habitation   |   |     |       |   |      |       |   |                                       |  |
|       |               | b) there should not be any other recognised PS within a radius of 1 k.m.  |   |     |       |   |      |       |   |                                       |  |
|       |               | c) Minimum of 20 students are required to start a new PS (for Urdu schools 10-15 students is the criterion.   |   |     |       |   |      |       |   |                                       |  |
|       |               | <b>Norms for upgradation of PS into Middle School</b>   |   |     |       |   |      |       |   |                                       |  |
|       |               | a) Population 500 in a habitation   |   |     |       |   |      |       |   |                                       |  |
|       |               | b) For every two PS one Middle School   |   |     |       |   |      |       |   |                                       |  |
|       |               | c) Minimum of 25 students must be in the feeder school to join in VI standard (for Urdu schools 10-15 students is the criteria.   |   |     |       |   |      |       |   |                                       |  |
| 32    | Tripura       |   |   |     |       |   |      |       |   | 41                                    | 0  |
| 33    | Uttar Pradesh | N.A.  | 90  | 1   | 91    | N.A.  | N.A. | N.A.  | N.A.  | 997                                   | 291  |
| 34    | Uttaranchal   | Same as opening for formal schools. Urdu teachers are provided where there are sufficient number of urdu speaking children.   |   |     |       |   |      |       |   | 70                                    | 0  |

| S.No. | State        | Policy & Norms for Opening Urdu Medium PS & UPS | Number of Urdu Medium Schools (Govt. & Grants-in-Aid) |             |              | Number of Schools in Minority domIN.A.ted areas |              |              | Arrangement of Teachers' Training for Minority Institutions Including Maktab / Madarsa                       | Number of recognized Madarsa / Maktab | Number of Madarsa / Maktab supported under SSA |
|-------|--------------|---|---|-------------|--------------|---|--------------|--------------|--|---------------------------------------|--|
|       |              |   | PS  | UPS         | Total        | PS  | UPS          | Total        |  |                                       |  |
| 35    | West Bengal  |   | 357   | 100         | 457          | 16310   | 2703         | 19013        | Training has been imparted to Madarsa teachers in the areas of - Gender sensitization and orientation on SSA | 508                                   | 508  |
|       | <b>Total</b> |   | <b>8925</b>   | <b>4833</b> | <b>23165</b> | <b>31043</b>                                    | <b>13887</b> | <b>72117</b> |  | <b>9880</b>                           | <b>5524</b>                                    |

### **Computer Aided Learning**

- Details of allocation for Computer Aided Learning 2003-04, utilization and allocation 2004-05 is at Annexure-I.
- States that have not utilised the fund allocated for CAL in 2003-04 are- Bihar, Jharkhand, Punjab, Rajasthan and U.P.
- States that utilized the fund allocated for CAL in 2004-04 are- Andhra Pradesh, Assam, Chattisgarh, Gujarat, Himachal Pradesh, Maharashtra, Tamil Nadu and Uttaranchal.
- GOI has conducted two national level workshops at Bangalore on 26<sup>th</sup> & 27<sup>th</sup> February 2004 and in Mumbai on 12-13<sup>th</sup> August 2004 in which various vendors/agencies made their presentations before the SPDs/State representatives.

## Computer Aided Learning Component

Annexure-I  
(Rs. In lakhs)

| S.No. | State                    | Allocation in 2003-04 | Utilization in 2003-04 | Allocation in 2004-05 |
|-------|--------------------------|-----------------------|------------------------|-----------------------|
| 1     | Andaman & Nicobar Island | 0                     | 0                      | 0                     |
| 2     | Andhra Pradesh           | 323.7                 | 215.12                 | 329.76                |
| 3     | Arunachal Pradesh        | 150                   | 0                      | 225                   |
| 4     | Assam                    | 345                   | 587.26                 | 102.74                |
| 5     | Bihar                    | 555                   | 57                     | 1013.11               |
| 6     | Chandigarh UT            | 15                    | 0                      | 15                    |
| 7     | Chhattisgarh             | 102.73                | 130.6                  | 241.81                |
| 8     | Dadra Nagar Haweli       | 0                     | 0                      | 0                     |
| 9     | Daman & Diu              | 0                     | 0                      | 30                    |
| 10    | Delhi                    | 0                     | 0                      | 0                     |
| 11    | Goa                      | 0                     | 0                      | 0                     |
| 12    | Gujarat                  | 750                   | 1010.58                | 375                   |
| 13    | Haryana                  | 584.57                | 329.71                 | 517.96                |
| 14    | Himachal Pradesh         |                       |                        | 180                   |
| 15    | Jammu & Kashmir          |                       |                        |                       |
| 16    | Jharkhand                | 330                   | 41.68                  | 618.32                |
| 17    | Karnataka                | 757.06                | 438.53                 | 405                   |
| 18    | Kerala                   | 390.16                | 299.95                 | 310.3                 |
| 19    | Lakshdweep               |                       |                        |                       |
| 20    | Madhya Pradesh           |                       |                        |                       |
| 21    | Maharashtra              | 444.69                | 425.53                 | 418                   |
| 22    | Manipur                  | 104.95                | 0                      | 109.95                |
| 23    | Meghalaya                | 0                     | 0                      | 105                   |
| 24    | Mizoram                  | 110.87                | 0                      | 230.87                |
| 25    | Nagaland                 | 120                   | 0                      | 120                   |
| 26    | Orissa                   | 311                   | 0                      | 450                   |
| 27    | Pondicherry              | 15                    | 0                      | 60                    |
| 28    | Punjab                   | 255                   | 0                      | 240                   |
| 29    | Rajasthan                | 480                   | 15.57                  | 231                   |
| 30    | Sikkim                   | 60                    | 6.4                    | 60                    |
| 31    | Tamilnadu                | 435                   | 434.5                  | 435                   |
| 32    | Tripura                  | 60                    | 40                     | 40                    |
| 33    | Uttar Pradesh            | 915                   |                        | 915                   |
| 34    | Uttaranchal              | 195                   | 161.85                 | 195                   |
| 35    | West Bengal              | 280                   | 49.88                  | 283                   |
|       | <b>Total</b>             | <b>8089.73</b>        | <b>4244.16</b>         | <b>8256.82</b>        |

## **Procurement of used PCs from Switzerland for distribution in the schools in India**

Shri. P.L. Goyal, Ambassador of India, Berne, Switzerland has informed the Department of Elementary Education & Literacy that a large number of PCs, of Desk Top model, are abandoned in that country consequent upon continuous and progressive technical developments and fascination for acquiring new models. Considering the low percentage of population in India having access to PCs and Internet, he has suggested that the abandoned PCs could be shipped to India to form the basis of a PC Bank for meeting the requirements of rural schools and for literacy campaigns.

The pilot phase of the proposal would cover 1,000 PCs, however, the target is to procure, transfer, distribute and deploy 50,000 PCs in rural areas in India over the period 2004 to 2006 at a net value of 50 million Swiss Francs or Rs. 175 crore over the two year period. The life of a PC is estimated to be 60 months. The PCs would be 24 to 36 months old. The Software would be based on Open Source Linux Operating System.

As per the proposal, to avoid misuse of such gifted PCs, a PC Bank would have to be set up either under the Ministry of Human Resource Development or one of its designated organisation. The functions involve procurement of the PC hardware, software commensurate with the needs of the end beneficiaries, basic hardware test and validation and software configuration, maintenance of the PC Bank, disbursement of PCs to the beneficiaries, etc. The Project in Switzerland could be through the NRI community, Indian IT companies and through private persons interested in such co-operation project with India. Internet procurement through sources like [www.egg.ch](http://www.egg.ch) and [www.ricardo.ch](http://www.ricardo.ch) could also be pursued. Their role would be restricted to hardware procurement, its transfer to India and specifying and ensuring availability of adequate software for a primary configuration. Subsequent functions like test/validation, configuration, PC Bank and disbursement would have to be taken care of by the MHRD or its authorized organization. Secondary software environment and configuration also needs to be done locally in India with interfaces and application programmes in the vernacular languages adapted to the local educational curriculum. Technological upgrade like LCD panels, multimedia computers with sound cards and speakers, and networking options besides sustainability would have to be followed up.

The proposal states that, for every 100 PCs transferred, there would be 90 complete and functional hardware configurations. The non-functional 10% of the PCs would support the maintenance of a stock of spare parts to support the validation/configuration process as well as to supply spare parts to the end beneficiaries. It has been proposed that the test/validation/configuration process be central and physically close to the location of the PC Bank.

The feasibility and worthiness of the proposal of Indian Ambassador, Berne, Switzerland is placed before the State Education Secretaries / Project Directors for consideration.

**Monthly Monitoring for Key Items :: For March 2004**

| S.No. | State             | Total amount of recurring grants (maintenance, teacher, school) passed on to VECs(Rs. in Lakhs) |                                     |            |
|-------|-------------------|---|-------------------------------------|------------|
|       |                   | Target for year   | the year till last day of the month | % Utilised |
| 1     | Andaman & Nicobar | 37.6  | 30.24                               | 80%        |
| 2     | Andhra Pradesh    | 4465  | 4465                                | 100%       |
| 3     | Assam             | 3645.27   | 231.91                              | 6%         |
| 4     | Bihar             | 3974.37   | 3213.53                             | 81%        |
| 5     | Chhatisgarh       | 1957.11   | 1415.76                             | 72%        |
| 6     | Delhi             | 333.63  | 333.42                              | 100%       |
| 7     | Gujarat           | 2487.11   | 2487.11                             | 100%       |
| 8     | Haryana           | 1214.89   | 1126.07                             | 93%        |
| 9     | Himachal Pradesh  | 1193.31   | 1162.52                             | 97%        |
| 10    | Jammu & Kashmir   | 1434.28   | 7426.47                             | 518%       |
| 11    | Jharkhand         | 2492.07   | 1791.91                             | 72%        |
| 12    | Karnataka         | 4010.14   | 2961.85                             | 74%        |
| 13    | Kerala            | 1080.36   | 950.21                              | 88%        |
| 14    | Madhya Pradesh    | 11649.5   | 7817.1                              | 67%        |
| 15    | Maharashtra       | 6535.4  | 5357.49                             | 82%        |
| 16    | Meghalaya         | 251.11  | N.R.                                |            |
| 17    | Mizoram           | N.R.  | N.R.                                |            |
| 18    | Orissa            | 3600.36   | 3273.84                             | 91%        |
| 19    | Punjab            | 1744.11   | 1744.11                             | 100%       |
| 20    | Tamil Nadu        | 3479  | 3154.5                              | 91%        |
| 21    | Tripura           | 362.02  | 362.02                              | 100%       |
| 22    | Uttar Pradesh     | 7803  | 6712.59                             | 86%        |
| 23    | Uttaranchal       | 642   | 642                                 | 100%       |
| 24    | West Bengal       | 3995.9  | N.R.                                |            |
|       | <b>Total</b>      | <b>68387.535</b>  | <b>56659.65</b>                     | <b>83%</b> |

## Civil Works

State-wise status is given in Annex I which throws up the following important issues

- Civil works progress under SSA is slow in most States. The cumulative expenditure against sanctions is 31 % across all States. However, under DPEP progress has been good with an overall expenditure of 88%.
- Progress under SSA is slow in all States except Gujarat and Uttaranchal.
- Of special concern are the States of Bihar, Chattisgarh, Jharkhand, Maharashtra, Mizoram, Nagaland, Tamil Nadu, Tripura, Orissa and West Bengal where the percentage of expenditure is less than 30%.
- Almost all States are still grappling with last years' spill over works and have not even started the works sanctioned during 2004-05. Unless immediate steps are taken to speed up civil works, States would end up having an even larger volume of spill over works for the next year.
- Many States do not submit progress report on time and in the designed format. We have not received updated (as on 30<sup>th</sup> June, 2004) information on progress of civil works from any of the North East States (except Assam), Kerala and Jammu Kashmir.
- We also have no information on the status of civil works in the Union Territories. We have not received any progress reports from them till date.
- It may be noted that with regard to the cumulative financial allocation for civil works till 2004-05, the amount being reported by the States do not match with the Ministry sanction letters/PAB records in many cases. The States where there are substantial differences have been highlighted in Annexure 1. All States are therefore requested to reconcile these figures.

### Item no 2: Other issues

- Quality of civil works continues to be a concern. No state has reported a proper system of monitoring quality of construction. Systems should be put in place for testing of building materials, and for external evaluation of constructed works on sample basis.
- Most States do not have adequate engineering staff at the field level to supervise construction works, thereby further affecting quality. This is extremely important as VECs do not have technical people and therefore need adequate technical support. The engineering/ supervisory staff can either be in house (on deputation or on contract) or a regular line engineering Department can be given the responsibility. However, in case a regular engineering dept is entrusted with the responsibility of supervising constructions, it should be ensured that there is a proper MOU with them.
- A recent evaluation of DPEP civil works has pointed out a disturbing practice of reporting a building to be complete when it is actually not. It has often been found

that a building is reported to be complete as soon as the roof is cast and the floor laid – such 'completed' buildings are often found to be without basic facilities like toilets, drinking water, chalkboards, storage and display space, access ramp etc. it should be ensured that a building is not reported as complete unless it is complete in all respects, including provision of all basic facilities.



**Annexure I : PROGRESS OF CIVIL WORKS UNDER SSA AND DPEP**

| Sl | State             | Scheme | Status upto | BRC/ MRC/ CIRC |            |             |             | CRC         |             |             |             | Pry. school bldg. |              |              |             |
|----|-------------------|--------|-------------|----------------|------------|-------------|-------------|-------------|-------------|-------------|-------------|-------------------|--------------|--------------|-------------|
|    |                   |        |             | Sanc.          | IP         | Comp.       | % comp.     | Sanc.       | IP          | comp        | % comp.     | Sanc.             | IP           | comp         | % comp.     |
| 1  | Andhra Pradesh    | SSA    | 30.06.2004  | 78             | 37         | 41          | 52.6        | 337         | 171         | 166         | 49.3        | 1231              | 362          | 869          | 70.6        |
|    |                   | DPEP   | 30.06.2004  | 977            | 24         | 953         | 97.5        |             |             |             |             | 9119              | 509          | 7971         | 87.4        |
| 2  | Arunachal Pradesh | SSA    |             | 60             |            |             | 0.0         |             |             |             |             | 110               |              |              | 0.0         |
| 3  | Assam             | SSA    | 30.9.2003   | 297            | 27         | 0           | 0.0         |             |             |             |             | 3307              | 1461         | 2            | 0.1         |
| 4  | Bihar             | SSA    | 30.06.2004  | 277            | 57         | 0           | 0.0         | 984         | 272         | 0           | 0.0         | 2469              | 590          | 0            | 0.0         |
|    |                   | DPEP   | 30.06.2004  | 142            | 16         | 126         | 88.7        | 1181        | 245         | 937         | 79.3        | 1981              | 600          | 531          | 26.8        |
| 5  | Chattisgarh       | SSA    | 30.06.2004  | 12             | 12         | 0           | 0.0         | 302         | 242         | 0           | 0.0         | 1127              | 900          | 114          | 10.1        |
| 6  | Delhi             | SSA    |             |                |            |             |             |             |             |             |             |                   |              |              |             |
| 7  | Gujarat           | SSA    | 30.06.2004  | 128            | 80         | 39          | 30.5        | 438         | 321         | 137         | 31.3        | 1177              | 319          | 322          | 27.4        |
|    |                   | DPEP   | 30.06.2004  | 28             | 11         | 17          | 60.7        | 299         | 238         | 61          | 20.4        | 94                | 59           | 35           | 37.2        |
| 8  | Haryana           | SSA    | 30.06.2004  | 59             | 8          | 50          | 84.7        | 101         | 15          | 81          | 80.2        | 231               | 149          | 86           | 37.2        |
| 9  | Himachal Pradesh  | SSA    | 30.06.2004  | 54             | 34         | 1           | 1.9         | 230         | 70          | 0           | 0.0         | 497               | 0            |              |             |
| 10 | Jharkhand         | SSA    | 30.06.2004  | 49             | 0          | 0           | 0.0         | 73          | 6           | 0           | 0.0         | 354               | 0            | 0            | 0.0         |
|    |                   | DPEP   | 30.06.2004  | 63             | 0          | 63          | 100.0       | 451         | 66          | 377         | 83.6        | 939               | 308          | 582          | 62.0        |
| 11 | Jammu & Kashmir   | SSA    | 31.12.2003  | 180            |            |             | 0.0         |             |             |             |             | 1166              | 231          | 19           | 1.6         |
| 12 | Karnataka         | SSA    | 30.06.2004  | 74             | 24         | 13          | 17.6        | 821         | 175         | 188         | 22.9        | 991               | 484          | 46           | 4.6         |
| 13 | Kerala            | SSA    |             | 50             |            |             | 0.0         | 111         |             |             | 0.0         | 209               |              |              | 0.0         |
| 14 | Madhya Pradesh    | SSA    | 30.06.2004  | 78             | 41         | 37          | 47.4        | 613         | 498         | 80          | 13.1        | 13363             | 11771        | 844          | 6.3         |
| 15 | Maharashtra       | SSA    | 31.03.2004  | 160            | 17         | 0           | 0.0         | 1074        | 530         | 2           | 0.2         | 1070              | 487          | 5            | 0.5         |
| 16 | Manipur           | SSA    |             | 34             |            |             | 0.0         |             |             |             |             | 244               |              |              | 0.0         |
| 17 | Meghalaya         | SSA    |             | 10             |            |             | 0.0         |             |             |             |             | 231               |              |              | 0.0         |
| 18 | Mizoram           | SSA    | 30.9.2003   | 16             | 3          | 4           | 25.0        | 47          | 9           | 22          | 46.8        | 78                | 6            | 14           | 17.9        |
| 19 | Nagaland          | SSA    | 30.6.2003   | 11             | 11         |             | 0.0         | 12          | 0           | 0           | 0.0         | 12                | 12           | 0            | 0.0         |
| 20 | Orissa            | SSA    | 30.06.2004  | 206            | 7          | 2           | 1.0         | 1016        | 17          | 31          | 3.1         | 634               | 25           | 36           | 5.7         |
|    |                   | DPEP   | 30.06.2004  | 70             | 35         | 23          | 32.9        | 585         | 274         | 149         | 25.5        | 946               | 461          | 262          | 27.7        |
| 21 | Punjab            | SSA    | 30.06.2004  | 107            | 131        | 21          | 19.6        | 313         | 96          | 97          | 31.0        | 369               | 62           | 295          | 79.9        |
| 22 | Rajasthan         | SSA    | 30.06.2004  | 48             | 68         | 1           | 2.1         | 237         | 326         | 83          | 35.0        | 2099              | 556          | 640          | 30.5        |
|    |                   | DPEP   | 30.06.2004  | 132            | 65         | 55          | 41.7        | 1701        | 39          | 1659        | 97.5        | 1437              | 265          | 1089         | 75.8        |
| 23 | Sikkim            | SSA    |             | 18             |            |             | 0.0         |             |             |             |             | 36                |              |              | 0.0         |
| 24 | Tamil Nadu        | SSA    | 30.06.2004  | 77             | 59         | 109         | 141.6       | 407         | 241         | 241         | 59.2        | 0                 | 772          | 1218         | 0.0         |
| 25 | Tripura           | SSA    | 30.9.2003   | 47             | 0          | 11          | 23.4        | 92          | 0           | 11          | 12.0        | 118               | 0            | 26           | 22.0        |
| 26 | Uttaranchal       | SSA    | 30.06.2004  | 28             | 25         | 0           | 0.0         | 157         | 18          | 6           | 3.8         | 547               | 273          | 43           | 7.9         |
|    |                   | DPEP   | 30.06.2004  | 32             | 4          | 28          | 87.5        | 280         | 1           | 279         | 96.6        | 697               | 120          | 557          | 79.9        |
| 27 | Uttar Pradesh     | SSA    | 30.06.2004  | 12             | 2          | 10          | 83.3        | 112         | 2           | 110         | 98.2        | 9655              | 3565         | 1333         | 13.8        |
|    |                   | DPEP   | 30.06.2004  | 377            | 11         | 366         | 97.1        | 3833        | 30          | 3803        | 99.2        | 5479              | 199          | 5280         | 96.4        |
| 28 | West Bengal       | SSA    | 30.04.2004  | 197            | 102        | 34          | 17.3        |             |             |             |             | 437               | 125          | 43           | 9.8         |
|    |                   | DPEP   | 30.06.2004  | 344            | 71         | 258         | 75.0        |             |             |             |             | 1136              | 272          | 755          | 66.5        |
|    | <b>TOTAL SSA</b>  |        |             | <b>2367</b>    | <b>745</b> | <b>373</b>  | <b>15.8</b> | <b>7477</b> | <b>3009</b> | <b>1255</b> | <b>16.8</b> | <b>41762</b>      | <b>22150</b> | <b>5955</b>  | <b>14.3</b> |
|    | <b>TOTAL DPEP</b> |        |             | <b>2165</b>    | <b>237</b> | <b>1889</b> | <b>87.3</b> | <b>8330</b> | <b>893</b>  | <b>7265</b> | <b>87.2</b> | <b>21828</b>      | <b>2793</b>  | <b>17062</b> | <b>78.2</b> |

28

| Sl | State             | Scheme | Status upto | Upper Pry. school bldg. |             |             |             | Addn. Rooms   |              |              |             | D/ Water     |              |              |             | Toilet        |              |              |             |
|----|-------------------|--------|-------------|-------------------------|-------------|-------------|-------------|---------------|--------------|--------------|-------------|--------------|--------------|--------------|-------------|---------------|--------------|--------------|-------------|
|    |                   |        |             | Sanc.                   | IP          | comp        | % comp.     | Sanc.         | IP           | comp         | % comp.     | Sanc.        | IP           | comp         | % comp.     | Sanc.         | IP           | comp         | % comp.     |
| 1  | Andhra Pradesh    | SSA    | 30.06.2004  | 1667                    | 789         | 878         | 52.7        | 5965          | 2067         | 3898         | 65.3        | 4121         | 1341         | 2780         | 67.5        | 2292          | 1299         | 993          | 43.3        |
|    |                   | DPEP   | 30.06.2004  |                         |             |             |             | 17770         | 756          | 15397        | 86.6        | 1296         | 154          | 945          | 72.9        | 1325          | 114          | 1025         | 77.4        |
| 2  | Arunachal Pradesh | SSA    |             | 102                     |             |             | 0.0         | 453           |              |              | 0.0         | 1538         |              |              | 0.0         | 265           |              |              | 0.0         |
| 3  | Assam             | SSA    | 30.9.2003   | 271                     |             |             | 0.0         | 6653          | 418          | 0            | 0.0         | 535          |              |              | 0.0         | 535           | 153          | 21           | 3.9         |
| 4  | Bihar             | SSA    | 30.06.2004  | 22814                   | 0           | 0           |             | 22814         | 10525        | 0            | 0.0         | 9074         | 0            | 0            | 0.0         | 18130         | 9093         | 0            | 0.0         |
|    |                   | DPEP   | 30.06.2004  |                         |             |             |             | 1652          | 539          | 1176         | 71.2        | 5167         | 248          | 1111         | 21.5        | 4510          | 962          | 1744         | 38.7        |
| 5  | Chattisgarh       | SSA    | 30.06.2004  | 609                     | 693         | 140         | 23.0        | 2101          | 1421         | 522          | 24.8        |              |              |              |             | 2623          | 1001         | 662          | 25.2        |
| 6  | Delhi             | SSA    |             |                         |             |             |             |               |              |              |             |              |              |              |             |               |              |              |             |
| 7  | Gujarat           | SSA    | 30.06.2004  |                         |             |             |             | 2250          | 2487         | 711          | 31.6        | 4366         | 889          | 3100         | 71.0        | 4548          | 887          | 3661         | 80.5        |
|    |                   | DPEP   | 30.06.2004  |                         |             |             |             | 518           | 312          | 206          | 39.8        | 442          | 74           | 368          | 83.3        | 420           | 61           | 359          | 85.5        |
| 8  | Haryana           | SSA    | 30.06.2004  | 254                     | 143         | 59          | 23.2        | 1284          | 1203         | 267          | 20.8        | 1595         | 392          | 1123         | 70.4        | 2892          | 956          | 1799         | 62.2        |
| 9  | Himachal Pradesh  | SSA    | 30.06.2004  | 0                       |             |             |             | 4823          | 2050         | 176          | 3.6         | 1685         | 579          | 110          | 6.5         | 3224          | 1111         | 221          | 6.9         |
| 10 | Jharkhand         | SSA    | 30.06.2004  | 0                       |             |             |             | 4267          | 110          | 24           | 0.6         | 1635         | 0            | 5            | 0.3         | 1774          | 40           | 1            | 0.1         |
|    |                   | DPEP   | 30.06.2004  |                         |             |             |             | 2035          | 942          | 1093         | 53.7        | 1395         | 631          | 714          | 51.2        | 1566          | 904          | 662          | 42.3        |
| 11 | Jammu & Kashmir   | SSA    | 31.12.2003  | 20                      |             |             | 0.0         | 1442          | 468          | 0            | 0.0         | 1312         |              |              | 0.0         | 1340          | 190          | 0            | 0.0         |
| 12 | Karnataka         | SSA    | 30.06.2004  | 0                       |             |             |             | 7338          | 2422         | 788          | 10.7        | 19939        | 3114         | 10832        | 54.3        | 21612         | 4331         | 11087        | 51.3        |
| 13 | Kerala            | SSA    |             | 0                       |             |             |             | 1361          |              |              | 0.0         | 1581         |              |              | 0.0         | 2555          |              |              | 0.0         |
| 14 | Madhya Pradesh    | SSA    | 30.06.2004  | 822                     | 697         | 47          | 5.7         | 5171          | 3795         | 1172         | 22.7        | 5273         | 4367         | 906          | 17.2        | 14319         | 7126         | 6995         | 48.9        |
| 15 | Maharashtra       | SSA    | 31.03.2004  | 453                     | 338         | 2           | 0.4         | 11964         | 5961         | 41           | 0.3         | 461          | 162          | 0            | 0.0         | 587           | 105          | 18           | 3.1         |
| 16 | Manipur           | SSA    |             | 288                     |             |             | 0.0         | 40            |              |              | 0.0         | 290          |              |              | 0.0         | 814           |              |              | 0.0         |
| 17 | Meghalaya         | SSA    |             | 37                      |             |             | 0.0         | 9             |              |              | 0.0         | 0            |              |              |             | 850           |              |              | 0.0         |
| 18 | Mizoram           | SSA    | 30.9.2003   | 85                      | 5           | 13          | 15.3        | 173           | 34           | 74           | 42.8        | 1097         | 88           | 161          | 14.7        | 1860          | 55           | 935          | 50.3        |
| 19 | Nagaland          | SSA    | 30.6.2003   | 4                       | 4           | 0           | 0.0         | 130           | 130          | 0            | 0.0         |              | 0            |              |             | 0             |              |              |             |
| 20 | Orissa            | SSA    | 30.06.2004  | 1483                    | 105         | 130         | 8.8         | 10250         | 440          | 208          | 2.0         | 7224         | 138          | 93           | 1.3         | 10082         | 94           | 37           | 0.4         |
|    |                   | DPEP   | 30.06.2004  |                         |             |             |             | 1211          | 487          | 184          | 15.2        | 1182         | 899          | 283          | 23.9        | 664           | 146          | 80           | 12.0        |
| 21 | Punjab            | SSA    | 30.06.2004  | 0                       |             |             |             | 4276          | 1862         | 1235         | 28.9        |              |              |              | 0.0         | 13276         | 3648         | 6976         | 52.5        |
| 22 | Rajasthan         | SSA    | 30.06.2004  | 1850                    | 495         | 415         | 22.4        | 7321          | 2932         | 3823         | 52.2        | 3856         | 442          | 592          | 15.4        | 11516         | 2374         | 4379         | 38.0        |
|    |                   | DPEP   | 30.06.2004  |                         |             |             |             | 4666          | 506          | 4141         | 88.7        | 4572         | 102          | 4263         | 93.2        | 11557         | 214          | 11325        | 98.0        |
| 23 | Sikkim            | SSA    |             | 0                       |             |             |             | 152           |              |              | 0.0         | 432          |              |              | 0.0         | 563           |              |              | 0.0         |
| 24 | Tamil Nadu        | SSA    | 30.06.2004  | 1031                    | 535         | 988         | 95.8        | 3984          |              |              |             | 1675         | 1913         | 2997         | 178.9       | 1758          | 2919         | 3062         | 174.2       |
| 25 | Tripura           | SSA    | 30.9.2003   | 36                      | 0           | 17          | 47.2        | 400           |              |              | 0.0         | 365          | 0            | 180          | 49.3        | 385           | 0            | 180          | 46.8        |
| 26 | Uttaranchal       | SSA    | 30.06.2004  | 569                     | 282         | 0           | 0.0         | 1414          | 608          | 388          | 27.4        | 2215         | 502          | 341          | 15.4        | 2236          | 498          | 825          | 36.9        |
|    |                   | DPEP   | 30.06.2004  | 0                       |             |             |             | 831           | 56           | 715          | 86.0        | 1220         | 413          | 650          | 53.3        | 1618          | 20           | 1590         | 98.3        |
| 27 | Uttar Pradesh     | SSA    | 30.06.2004  | 10756                   | 5367        | 2468        | 22.9        | 28781         | 3907         | 6322         | 22.0        | 2325         | 1658         | 711          | 30.6        | 7352          | 2594         | 4744         | 64.5        |
|    |                   | DPEP   | 30.06.2004  |                         |             |             |             | 10140         | 190          | 9950         | 98.1        | 55           | 0            | 55           | 100.0       | 12366         | 119          | 12247        | 99.0        |
| 28 | West Bengal       | SSA    | 30.04.2004  | 100                     |             |             | 0.0         | 13583         | 3230         | 1713         | 12.6        | 3067         | 789          | 413          | 13.5        | 3067          | 789          | 413          | 13.5        |
|    |                   | DPEP   | 30.06.2004  |                         |             |             |             | 4992          | 825          | 2127         | 42.6        | 1475         | 55           | 872          | 59.1        | 0             |              |              |             |
|    | <b>TOTAL SSA</b>  |        |             | <b>43251</b>            | <b>9453</b> | <b>5157</b> | <b>11.9</b> | <b>148399</b> | <b>46070</b> | <b>21362</b> | <b>14.4</b> | <b>75661</b> | <b>16374</b> | <b>24344</b> | <b>32.2</b> | <b>130455</b> | <b>39263</b> | <b>47009</b> | <b>36.0</b> |
|    | <b>TOTAL DPEP</b> |        |             | <b>0</b>                |             |             |             | <b>43815</b>  | <b>4613</b>  | <b>34989</b> | <b>79.9</b> | <b>16804</b> | <b>2578</b>  | <b>9261</b>  | <b>55.1</b> | <b>34026</b>  | <b>2540</b>  | <b>29032</b> | <b>85.3</b> |

| SI | State             | Scheme | Status upto | Financial            |                    |                   |                                |
|----|-------------------|--------|-------------|----------------------|--------------------|-------------------|--------------------------------|
|    |                   |        |             | Total allocation     |                    | Expndr.           | % age<br>against PAB<br>allocn |
|    |                   |        |             | as/ state<br>reports | as/ PAB<br>minutes |                   |                                |
| 1  | Andhra Pradesh    | SSA    | 30.06.2004  | 15829.64             | 26968.02           | 10983.09          | 40.73                          |
|    |                   | DPEP   | 30.06.2004  | 36329.83             |                    | 30864.66          | 84.96                          |
| 2  | Arunachal Pradesh | SSA    |             | 2340.30              | 3152.15            |                   | 0.00                           |
| 3  | Assam             | SSA    | 30.9.2003   | 16164.60             | 18225.98           | 7681.14           | 42.14                          |
| 4  | Bihar             | SSA    | 30.06.2004  | 35315.25             | 50505.33           | 14130.60          | 27.98                          |
|    |                   | DPEP   | 30.06.2004  | 9627.97              |                    | 7758.73           | 80.59                          |
| 5  | Chattisgarh       | SSA    | 30.06.2004  | 8756.49              | 17671.84           | 4406.74           | 24.94                          |
| 6  | Delhi             | SSA    |             |                      |                    |                   |                                |
| 7  | Gujarat           | SSA    | 30.06.2004  | 15635.45             | 17880.36           | 12732.20          | 71.21                          |
|    |                   | DPEP   | 30.06.2004  | 2506.78              |                    | 1931.45           | 77.05                          |
| 8  | Haryana           | SSA    | 30.06.2004  | 4795.36              | 10517.66           | 3923.46           | 37.30                          |
| 9  | Himachal Pradesh  | SSA    | 30.06.2004  | 4423.80              | 7520.05            | 2695.64           | 35.85                          |
| 10 | Jharkhand         | SSA    | 30.06.2004  | 21064.87             | 20721.65           | 3859.74           | 18.63                          |
|    |                   | DPEP   | 30.06.2004  | 5645.12              |                    | 5017.84           | 88.89                          |
| 11 | Jammu & Kashmir   | SSA    | 31.12.2003  | 7808.00              | 10592.08           |                   | 0.00                           |
| 12 | Karnataka         | SSA    | 30.06.2004  | 21804.31             | 26369.01           | 9775.71           | 37.07                          |
| 13 | Kerala            | SSA    |             |                      | 8490.66            |                   |                                |
| 14 | Madhya Pradesh    | SSA    | 30.06.2004  | 32923.19             | 50197.87           | 15247.31          | 30.37                          |
| 15 | Maharashtra       | SSA    | 31.03.2004  | 45521.36             | 46450.53           | 13409.38          | 28.87                          |
| 16 | Manipur           | SSA    |             | 1242.90              | 2320.45            |                   | 0.00                           |
| 17 | Meghalaya         | SSA    |             |                      | 1185.75            |                   | 0.00                           |
| 18 | Mizoram           | SSA    | 30.9.2003   | 1063.45              | 2632.22            | 367.12            | 13.95                          |
| 19 | Nagaland          | SSA    | 30.6.2003   | 597.50               | 1993.22            | 224.10            | 11.24                          |
| 20 | Orissa            | SSA    | 30.06.2004  | 28632.33             | 29422.03           | 8269.35           | 28.11                          |
|    |                   | DPEP   | 30.06.2004  | 6821.00              |                    | 2631.44           | 38.58                          |
| 21 | Punjab            | SSA    | 30.06.2004  | 16881.05             | 17828.30           | 7620.70           | 42.74                          |
| 22 | Rajasthan         | SSA    | 30.06.2004  | 34129.07             | 33053.40           | 10509.97          | 31.80                          |
|    |                   | DPEP   | 30.06.2004  | 19568.79             |                    | 17580.27          |                                |
| 23 | Sikkim            | SSA    |             | 377.38               | 1260.41            |                   | 0.00                           |
| 24 | Tamil Nadu        | SSA    | 30.06.2004  | 8719.50              | 29853.65           | 4793.52           | 16.06                          |
| 25 | Tripura           | SSA    | 30.9.2003   | 2268.71              | 4303.70            | 362.00            | 8.41                           |
| 26 | Uttaranchal       | SSA    | 30.06.2004  | 9085.32              | 9387.59            | 5085.55           | 54.17                          |
|    |                   | DPEP   | 30.06.2004  | 2032.61              |                    | 1678.24           | 82.57                          |
| 27 | Uttar Pradesh     | SSA    | 30.06.2004  | 77244.67             | 81164.07           | 29947.43          | 36.90                          |
|    |                   | DPEP   | 30.06.2004  | 19143.34             |                    | 18125.59          | 94.68                          |
| 28 | West Bengal       | SSA    | 30.04.2004  | 26708.39             | 50073.18           | 13090.63          | 26.14                          |
|    |                   | DPEP   | 30.06.2004  | 12931.25             |                    | 15208.40          | 117.61                         |
|    | <b>TOTAL SSA</b>  |        |             | <b>439332.89</b>     | <b>579741.16</b>   | <b>179115.378</b> | <b>30.90</b>                   |
|    | <b>TOTAL DPEP</b> |        |             | <b>114606.69</b>     |                    | <b>100796.62</b>  | <b>87.95</b>                   |

61

**Commitment of State Govt. under SSA with regard to AWP&B 2004-05**

| Name of State     | Commitments   | Status   |
|-------------------|---|--|
| Andhra Pradesh    | i) Ensure full provision of State share in the current year's budget.<br><br>ii) State has to submit AWP&B for the metro cities from next year onward.<br><br>iii) For availing additional teachers State should provide details of teacher post sanctioned when schools were opened by State Government. | i)The State has made provision of Rs.59.32 crores and still required to make provision of Rs.124.67 crores.<br><br>ii)Will be provided from next year onward.<br><br>iii)Detail are still awaited. |
| Arunachal Pradesh | i) All untrained teachers will be provided training through IGNOU distance education module covering 1000 teachers every six months.<br><br>✓ ii) State has to make available DISE data by the end of September,2004 after having orientation from NIEPA by the end of August 2004.                       | No response  |
| Assam             | i) The State needs to drawing a focused programme to train over 60,000 untrained teachers through IGNOU.<br><br>ii) The State to ensure enrollment of all the children by September 2004.   | No response  |
| Bihar             | i) The teacher's posts, which was sanctioned under SSA upto 2003-04, should be filled up by December end.<br><br>ii) State to ensure provision of professional qualification to teachers through distance   | No response  |

|                  |   |              |
|------------------|---|--------------|
|                  | <ul style="list-style-type: none"> <li>iii) mode.</li> <li>iv) Recruitment of teachers through Panchayat. Details of schedule of teachers training be provided to GOI.</li> </ul>   |              |
| Chhattisgarh     | <ul style="list-style-type: none"> <li>i) State should ensure appointment of 6000 teachers by end of July 2004. Remaining post of teachers should be filled up by September 2004.</li> </ul>  | No response  |
| Gujarat          | <ul style="list-style-type: none"> <li>i) All out of school children should be covered by end of August 2004.</li> <li>ii) Free textbook for girls and SC/ST should be provided only for class 8<sup>th</sup>.</li> </ul>   | No response  |
| Haryana          | <ul style="list-style-type: none"> <li>i) The State should provide all monthly, quarterly reports and report on quality parameters on timely and regularly basis.</li> <li>ii) There is wide gap between data furnished regarding total number of children in the age group of 6-14 years and total enrollment in class I-VIII<sup>th</sup> i.e. 44.48 lakhs and 34.25 lakhs respectively. However, the out of school children was indicated as 3.41 lakhs. The State needs to revisit the issue and provide correct figure of out of school children.</li> <li>iii) The management of project is adversely affected by frequent change of SPDs. State should ensure stability in this regard.</li> </ul> | No response  |
| Himachal Pradesh | <ul style="list-style-type: none"> <li>i) Issue of two separate directorates will be resolved by August 2004.</li> <li>ii) Existing teacher vacancies of about 5000 teachers will be filled up by year-end.</li> </ul>  | No response. |
| Jammu & Kashmir  | <ul style="list-style-type: none"> <li><input checked="" type="checkbox"/> i) Generating data through MIS should be given priority and DISE should be operationalised by end of July 2004 in consultation with NIEPA.</li> <li>ii) State should prepare a durable action plan after consultation with IED unit of TSG on <b>inclusive education</b> and submit the same to GOI in two months.</li> <li>iii) All the out of school children should be covered through EGS and AIS centers during current year.</li> <li>iv) For residential bridge courses appropriate textbook be developed after consultation with pedagogy unit of TSG and NCERT.</li> </ul>  | No response  |

|                |                          |   |             |
|----------------|--------------------------|---|-------------|
| Jharkhand      | i)                       | State should ensure that salary of CRCs personal working under DPEP should be paid from DPEP funds and not from SSA.  | No response |
| Karnataka      | i)<br>ii)<br>iii)<br>iv) | State should furnish a separate proposal for education of <b>Primitive Tribal Groups</b> .<br>All out of school children should be in a school during current year.<br>More thrust should be given on quality of education.<br>All teachers should be trained for 20 days during current year.  | No response |
| Kerala         | i)                       | The progress made under teachers training, community training research and evaluation, salary of Block Resource Person, IED etc are below the targets and the State should improve the performance during current year.   | No response |
| Madhya Pradesh | ii)<br>iii)              | The States should fillup its teacher posts by September 2004<br>Step taken by State to take up unrecognised Madrasa has EGS/AIE centres   | No response |
| Maharashtra    | i)                       | Vacant teacher vacancies be filled up at the earliest.  | No response |
| Manipur        | i)                       | The State should ensure to bring all the out of school children in the school during current year. <u>DISG</u>  | No response |
| Meghalaya      | i)<br>ii)<br>iii)<br>iv) | State should prepare a comprehensive plan for covering all out of school children within two months.<br>The State should utilize the strong community base to reduce dropout and increase enrollment.<br>The State has to workout within two months a proper plan for in-service training of teachers.<br>Review of SSA progress in Meghalaya be taken within two month's time. | No response |
| Mizoram        | i)                       | State committed to bring atleast 50% of the remaining out of school children in school by August 2004.  | No response |
| Nagaland       | i)<br>ii)<br>iii)        | State should prepare a proposal within four months for establishing CRCs.<br>State should draft a teacher-training policy and plan to train untrained teachers.<br>State should plan to cover all disabled  | No response |

|           |  |   |
|-----------|--|---|
|           | <p>iv) children in the programme.<br/>As per household survey (2002) and district level projections the number out of school children are 46000 and 82000 respectively. However, the State has proposed EGS/AIE strategies only to cover 19000 children. State has to revisit this issue and submit additional strategies to cover all the out of school children within four months.</p> <p>v) Perspective plan is also required to be prepared and sent.</p>   |   |
| Orissa    | <p>i) Action relating to teachers rationalization be completed quickly and within current year itself.</p> <p>ii) Bring all the out of school children into school within current year.</p> <p>iii) Quality of classroom practice and learning achievements are to be improved.</p> <p>iv) All activities proposed for CWSN be completed within the current year.</p> <p>v) State Govt. should examine issue of dropout girls before implementing Shiksha Sanchay Yojna for ST girls.</p>  | No response   |
| Punjab    | <p>i) State has to confirm the data on habitations and to provide EGS Centres only in those habitations, which are not eligible for a regular school under the State norm.</p> <p>ii) All eligible unserved habitations are to be covered within the current year.</p> <p>iii) The State should ensure filling of 13905 teacher vacancies in primary level and 3571 at upper primary level by December 2004.</p> <p>iv) Data on teacher vacancies in three districts in the upper primary sector should be made available to PAB.</p> <p>v) State committed that the SPO will be fully staffed by the end of August 2004 and DPO by September 2004.</p> <p>(vi) The State also provide DISE data during the current year utilizing NIEPA's DISE software.</p> <p>vii) The State should provide perspective plan for the State within three months.</p> | No response   |
| Rajasthan | <p>i) Teacher vacancies will be filled up by August 2004.</p> <p>ii) State has to take measures to adopt all good practice of LJP in SSA.</p>  | <p>i) Process has been started. Rajasthan Public Service Commission has</p> |

LIBRARY  
 DATE  
 BY  
 TO  
 NO. 2-11-2004  
 2-11-2004

|               |  |  |
|---------------|--|--|
|               |  | conducted examination.<br>ii) Plan is still awaited. |
| Sikkim        | i) State should closely involve SMCs in the planning process and organize a workshop with the help of NIEPA for their capacity building.<br>ii) DISE data to be submitted to GOI positively by August 2004.  | No response  |
| TamilNadu     | i) State should ensure empowerment of the VECs to improve the teacher attendance in the schools.   | No response  |
| Tripura       | i) State should draw-up a detailed schedule of imparting training to the untrained teachers and submit the same to GOI by August 2004.<br>ii) State should make context specific strategies to bring about 9000 out of school children mainly belonging to Jhumias.  | No response  |
| Uttar Pradesh | i) The State should ensure that remaining 42000 Shiksha Mitras be put in place by 1st July 2004.<br>ii) State should consider more composite model for implementation of computer-aided programme, in which a solution is possible including hardware, relevant software and teacher training. The State is advised to have a look at work done by SSA Assam, Orissa, Tamil Nadu in this direction.<br>iii) State should ensure correct reporting from recognized and aided schools on enrollment.<br>iv) Open 2578 new primary schools subject to verification of norms of State by an independent agency | No response  |
| Uttanchal     | i) State should ensure recruitment of previous years sanctioned teachers post by the start of this academic year.<br>ii) State should ensure all the out of school children should be in school by the end of September 2004.  | No response  |
| West Bengal   | i) MHRD asked the State to appoint teacher sanctioned under SSA as soon as possible.<br>ii) State was asked to send progress overview regarding enrollment of out of school children by September 2004 enrollment.<br>iii) The State should develop teacher-training   | No response  |



|                      |   |             |
|----------------------|---|-------------|
|                      | module and activate teacher-training programmes.  |             |
| Andman & Nicobar     | PAB minutes awaited.  |             |
| Chandigarh           | <ul style="list-style-type: none"> <li>i) The UT should complete the household survey and submit additional proposal for opening EGS/AIE at the earliest.</li> <li>ii) Fill up Teacher vacancies within two months.</li> </ul>  | No response |
| Dadar & Nagar Haveli | <ul style="list-style-type: none"> <li>i) The UT should ensure posting of all the 449 number of teachers by September 2004.</li> <li>ii) UT should ensure to achieve the entire target in the current year for opening new school, appointment of teacher, starting of EGS centers and Civil Works.</li> <li>iii) All out of school children should be covered by 30<sup>th</sup> September 2004.</li> </ul>  | No response |
| Daman & Diu          | <ul style="list-style-type: none"> <li>i) All out of school children should be covered during the current year.</li> </ul>  | No response |
| Delhi                | PAB Minutes awaited   |             |
| Lakshadweep          | PAB Minutes awaited   |             |
| Pondichery           | <ul style="list-style-type: none"> <li>i) All out of school children about 2074 be brought to school during the current year.</li> <li>ii) UT should ensure functioning of EMIS during current year.</li> <li>iii) All vacancies in BRCs and CRCs should be filled up by September 2004.</li> <li>iv) The UT should cover all the disabled children through assistance of NGOs and hold a workshop on this in August 2004 to orient staff.</li> <li>v) The NER in Mahe and Yanam should go up by 10% this year.</li> <li>vi) 20 days teacher training should be given to all teachers.</li> </ul> | No response |

**Issue relating with respect to correspondence for making Chief Secretary as Chairperson of Executive Committee and holding it's regular meeting.**

| <b>Name of State</b> | <b>Last date of holding meeting of EC.</b> | <b>Whether correspondence had been made for making Chief Secretary as Chairperson of Executive Committee</b> |
|----------------------|--|--|
| Andhra Pradesh       | 3-1-2004                                   | NA   |
| Arunachal Pradesh    | 19-2-2004                                  | NA   |
| Himachal Pradesh     | 28-1-2004                                  | Yes  |
| Rajasthan            | 12-1-2004                                  | Yes  |
| West Bengal          | 20-10-2003                                 | N.A.   |
| Kerala               | 15-6-2004                                  | N.A.   |
| Karnataka            | 21-8-2004                                  | N.A.   |
| Bihar                | 28-6-2004                                  | Yes  |
| Jharkhand            | 2-6-2004                                   | Yes  |
| Tamil Nadu           | 16-4-2004                                  | N.A.   |
| Maharashtra          | 10-9-2004                                  | Maharashtra has made the necessary change.   |
| Tripura              | 31-8-2004                                  | N.A.   |
| Orissa               | 2-9-2004                                   | N.A.   |
| Gujarat              | June 2004                                  | N.A.   |
| Delhi                | June 2004                                  | N.A.   |

**States on submission of Quarterly Progress Reports, FMR and Audited Accounts**

| S.No. | State             | QPR for 2003-04<br>(New Format) | QPR for 1st quarter      | FMR-III for 2003-04 | Annual Report received till | Audited Accounts submitted till |
|-------|-------------------|---------------------------------|--------------------------|---------------------|-----------------------------|---------------------------------|
| 1     | Andaman & Nicobar | X                               | X                        | X                   | X                           | 2002-03                         |
| 2     | Andhra Pradesh    | X                               | ✓                        | ✓                   | No inf                      | No inf                          |
| 3     | Arunachal Pradesh | X                               | X                        | X                   | X                           | No inf                          |
| 4     | Assam             | X                               | Received (Not in Format) | ✓                   | 2002-03                     | 2002-03                         |
| 5     | Bihar             | X                               | X                        | X                   | No inf                      | 2002-03                         |
| 6     | Chandigarh UT     | X                               | X                        | ✓                   | No inf                      | NA                              |
| 7     | Chhatisgarh       | X                               | X                        | X                   | No inf                      | 2002-03                         |
| 8     | Dadar & Nagar     | X                               | X                        | X                   | No inf                      | No inf                          |
| 9     | Daman & DIU       | X                               | X                        | X                   | No inf                      | No inf                          |
| 10    | Delhi             | X                               | ✓                        | ✓                   | No inf                      | 2002-03                         |
| 11    | Goa               | X                               | X                        | ✓                   | No inf                      | No inf                          |
| 12    | Gujarat           | X                               | ✓                        | ✓                   | No inf                      | 2002-03                         |
| 13    | Haryana           | X                               | X                        | ✓                   | No inf                      | 2002-03                         |
| 14    | Himachal Pradesh  | X                               | ✓                        | X                   | No inf                      | 2001-02                         |
| 15    | Jammu & Kashmir   | X                               | X                        | X                   | No inf                      | No inf                          |
| 16    | Jharkhand         | X                               | Received (Not in Format) | ✓                   | 2002-03                     | 2002-03                         |
| 17    | Karnataka         | X                               | ✓                        | X                   | 2002-03                     | 2002-03                         |
| 18    | Kerala            | X                               | Received (Not in Format) | X                   | No inf                      | 2002-03                         |
| 19    | Lakshadweep       | X                               | X                        | X                   | No inf                      | No inf                          |
| 20    | Madhya Pradesh    | X                               | X                        | X                   | No inf                      | 2002-03                         |
| 21    | Maharashtra       | X                               | ✓                        | ✓                   | No inf                      | 2002-03                         |
| 22    | Manipur           | X                               | X                        | X                   | Not required                | No inf                          |
| 23    | Meghalaya         | ✓                               | Received (Not in Format) | ✓                   | No inf                      | 2002-03                         |
| 24    | Mizoram           | X                               | X                        | ✓                   | 2002-03                     | 2002-03                         |
| 25    | Nagaland          | X                               | ✓                        | X                   | No inf                      | 2002-03                         |
| 26    | Orissa            | X                               | X                        | X                   | No inf                      | 2002-03                         |
| 27    | Pondicherry       | X                               | X                        | X                   | No inf                      | No inf                          |
| 28    | Punjab            | X                               | ✓                        | ✓                   | No inf                      | 2002-03                         |
| 29    | Rajasthan         | X                               | ✓                        | X                   | No inf                      | 2002-03                         |
| 30    | Sikkim            | X                               | X                        | X                   | 2002-03                     | 2002-03                         |
| 31    | Tamil Nadu        | X                               | ✓                        | X                   | No inf                      | 2002-03                         |
| 32    | Tripura           | X                               | X                        | ✓                   | No inf                      | No inf                          |
| 33    | Uttar Pradesh     | X                               | X                        | ✓                   | 2002-03                     | 2002-03                         |
| 34    | Uttaranchal       | X                               | ✓                        | X                   | No inf                      | 2002-03                         |
| 35    | West Bengal       | X                               | X                        | X                   | 2001-02                     | 2002-03                         |

## **Household Survey & DISE – Disaggregated Data for SC, ST, OBC & Minorities/Attendance Data**

In the meeting held on 22/23 October, 2002 in New Delhi it was decided that:-

“There were discussions on certain specific issues like data updation frequency, agency to collect/consolidate computerize the data. It was resolved that the household data would be collected once in five years. The village education registers (VERs) suggested in the document. “How to Conduct, Consolidate and Use Household Surveys” would be used for initial retrieval and updation of data.”

The matter may be discussed with the State Education Secretaries to decide the frequency of data updation of Household Survey.

## Monitoring information System (MIS)

The need for establishing appropriate MIS infrastructure has been stressed since the beginning of SSA. This requires infrastructure to be created at State and district levels in order to provide periodic information for monitoring.

1. As of now, three types of data is required to be submitted by the States at different intervals, i.e., monthly, quarterly and annually.

(i) **Monthly Monitoring Report for Key Indicators:-** Each month States are required to provide information regarding key indicators at the national level by the 7<sup>th</sup> of the following month. However, submission of this information continues to remain irregular across the States. Even when it is received, it has been observed in many cases that the format is not completely filled in. The detailed position is as indicated in column 6 of Annexure I.

The format of the report has recently been revised by our letter No.F.2-18/2002-EE-3 dated 8th September, 2004 (copy enclosed) and the States may be requested to submit the the information in this proforma w.e.f. September 2004, to the following e-mail addresses:

- |                                      |   |  |
|--------------------------------------|---|--|
| (a) JS(EE)-II                        | : | <a href="mailto:vsarup@sb.nic.in">vsarup@sb.nic.in</a>                   |
| (b) Director(EE)                     | : | <a href="mailto:amit.edu@sb.nic.in">amit.edu@sb.nic.in</a>               |
| (c) Chief Consultant,<br>TSG, Ed.cil | : | <a href="mailto:mktalukdar@rediffmail.com">mktalukdar@rediffmail.com</a> |

(ii) **Quarterly Progress Reports:-** The Financial Management and Procurement Manual circulated to the States vide JS(EE)-II, Ms. Vrinda Sarup's letter No 15/5/2003-SSA (PR)(Pt.) dated 22.4.2004 prescribes the submission of quarterly progress report providing information on physical and financial aspects of SSA. This information is being provided by only a few States as may be seen from column 7 of Annexure I. In many cases, it is also observed that this information has not been submitted as per the prescribed format.

(iii) **Annual Information System (DISE):-** This refers to collection of DISE information and the MIS for EGS, which records school wise details on infrastructure facilities, teachers, enrolment, habitation etc. The status of submission of this information is at column 3 of annexure I. In the States of Haryana, Bihar, Jharkhand, Uttranchal, Punjab, Delhi, J&K, Arunachal Pradesh, Manipur, Meghalaya, and UT of Chandigarh, Daman & Diu, Lakshdweep, Andaman & Nicobar Islands and Dadra & Nagar Haveli, the MIS infrastructure continues to remain partial and these States may be advised to put this in place at the earliest.

2. MIS for EGS is to be implemented with 30th September, 2004 as the first record date. The relevant data capture format and the software have been developed and shared with the States by our letter D. O. No. F.5-12/2004-EE.13 dated June 2, 2004. The States therefore needs to ensure that this information be captured in the current year.

3. From the next year (i.e., 2004-05), it is also proposed to capture information on children's attendance, enrolment of minority children and social group wise performance of children in annual examination of exit classes at primary and upper primary levels. The implications of capturing this additional data may also be discussed.

AMIT KAUSHIK  
DIRECTOR

Tel. # 23382604  
e-mail : [amit.edu@sb.nic.in](mailto:amit.edu@sb.nic.in)

D.O.No.F.2-18/2002-EE.3

SI/No 2714  
मानव संसाधन विकास मंत्रालय  
प्रारम्भिक शिक्षा और साक्षरता विभाग  
भारत सरकार  
पारधी भवन  
नई दिल्ली - 110 001  
MINISTRY OF HUMAN RESOURCE DEVELOPMENT  
DEPARTMENT OF ELEMENTARY EDUCATION & LITERACY  
GOVERNMENT OF INDIA  
SHASTRI BHAVAN  
NEW DELHI-110 001

September 8, 2004

Please refer to Shri Praveen Kumar, Director(EE)'s letter of even number dated 19<sup>th</sup> April, 2004 regarding submission of information on key items on a monthly basis.

2. The format has now been revised to provide information for the month & on a cumulative basis. It is requested that this data may be sent to the following e-mail addresses within seven working days of the close of the month to which it pertains in revised format enclosed:


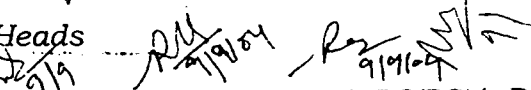

- (i) JS (EE-II) : [vsarup@sb.nic.in](mailto:vsarup@sb.nic.in)  
(ii) Director (EE) : [amit.edu@sb.nic.in](mailto:amit.edu@sb.nic.in)  
(iii) Chief Consultant : [mktalukdar@rediffmail.com](mailto:mktalukdar@rediffmail.com)  
TSG, Ed.CIL


Yours sincerely,

  
(AMIT KAUSHIK)

To all State Project Directors

Copy to:-

- (i) JS(EE-I)/JS(EE-II)   
(ii) All Divisional Heads   
Dir(AK)/ Dir(IJ)/ Dir(AM)/ DEA(PKM)/ DS(PG)/ DS(AC)/  
DS(KRM)/ DS(PS)/ DS(P) 



## Monthly Monitoring Report for Key Items (SSA)

State : \_\_\_\_\_

Date of Reporting : \_\_\_\_\_

Report for the Month ending \_\_\_\_\_

| S. No     | Item  | Unit                    | Target for the financial year (including spillover) | Achievement during the month | Progressive Achievement for the financial year | % of Progressive Achievement against target for the year |
|-----------|---|-------------------------|---|------------------------------|--|--|
| <b>I</b>  | <b>Financial Progress</b>   |                         |   |                              |  |  |
| 1         | Total Govt. of India share received   | Rs. Lakh                |   |                              |  |  |
| 2         | Total State share received  | Rs. Lakh                |   |                              |  |  |
| 3         | Total amount passed on to districts and other implementing agencies               | Rs. Lakh                |   |                              |  |  |
| 4         | Total Expenditure   | Rs. Lakh                |   |                              |  |  |
| 4(a)      | Expenditure on Civil Works  | Rs. Lakh                |   |                              |  |  |
| 4(b)      | Total amount of recurring grants (maintenance, teacher, school) passed on to VECs | Rs. Lakh                |   |                              |  |  |
| <b>II</b> | <b>Physical Progress</b>  |                         |   |                              |  |  |
|           | <b>A. Other than Civil Works</b>  |                         |   |                              |  |  |
| 5         | Schools opened  | Nos.                    |   |                              |  |  |
|           | (i) Primary   |                         |   |                              |  |  |
|           | (ii) Upper Primary  |                         |   |                              |  |  |
|           | Total   |                         |   |                              |  |  |
| 6         | Total number of out-of-school children  | Nos.                    | NIL   |                              |  |  |
| 7         | Total number of children admitted in EGS centres                                  | Nos.                    |   |                              |  |  |
| 8         | Total number of children admitted in AIE centres                                  | Nos.                    |   |                              |  |  |
| 9         | Total number of Teachers appointed  | Nos.                    |   |                              |  |  |
| 10        | % of female teachers out of number indicated in '9 above                          | Nos.                    | 50%   |                              |  |  |
| 11        | In-service training of teachers*  | Number of trainee days* |   |                              |  |  |
| 12        | Total number children to whom free text books distributed                         | Nos.                    |   |                              |  |  |
|           | <b>B. Civil Works</b>   |                         |   |                              |  |  |
| 13        | Number of school buildings whose construction:                                    |                         |   |                              |  |  |
|           | (i) Started but not completed   | Nos.                    |   |                              |  |  |
|           | (ii) Completed  | Nos.                    |   |                              |  |  |
|           | Number of additional classrooms in existing buildings whose construction:         |                         |   |                              |  |  |
|           | (i) Started but not completed   | Nos.                    |   |                              |  |  |
|           | (ii) Completed  | Nos.                    |   |                              |  |  |
| 15        | Number of toilets whose construction:   |                         |   |                              |  |  |
|           | (i) Started but not completed   | Nos.                    |   |                              |  |  |
|           | (ii) Completed  | Nos.                    |   |                              |  |  |
| 16        | Number of schools in which construction of Drinking Water facility:               |                         |   |                              |  |  |
|           | (i) Started but not completed   | Nos.                    |   |                              |  |  |
|           | (ii) Completed  | Nos.                    |   |                              |  |  |

## State-wise Scenario pertaining to MIS

| State Name        | MIS Infrastructure | Status of                         |                             |                                     |                                       |                            |
|-------------------|--------------------|-----------------------------------|-----------------------------|-------------------------------------|---------------------------------------|----------------------------|
|                   |                    | DISE 2003-04 Implementation       |                             | Monthly Reporting on Key Indicators |                                       | Quarterly Progress Report  |
|                   |                    | Receipt of data at national level | Remarks                     | Receipt at national level           | Remarks                               |                            |
| Andhra Pradesh    | In place           | Received                          | Inconsistencies pointed out | Not regular                         | Latest report Feb. '04                | <b>Recd. For Q1, 04-05</b> |
| Arunachal Pradesh | Not in place       | Not received                      |                             |                                     | <b>Not reporting</b>                  | Not reporting              |
| Assam             | In place           | Not received                      |                             | Not regular                         | Latest report Mar. '04                | Not reporting              |
| Bihar             | Partially in place | Received                          | Under examination           | Not regular                         | <i>Latest: Aug '04 after Mar. '04</i> | Not reporting              |
| Chattisgarh       | Partially in place | Received                          | Inconsistencies pointed out | Regular                             | Latest report Jul. '04                | Not reporting              |
| Goa               |                    |                                   |                             |                                     |                                       | Not reporting              |
| Gujarat           | In place           | Received                          | Under examination           | Not regular                         | Latest report Mar. '04                | <b>Recd. For Q1, 04-05</b> |
| Haryana           | Partially in place | Received                          | Under examination           | Not regular                         | <i>Latest: Aug '04 after Mar. '04</i> | Not reporting              |
| Himachal Pradesh  | In place           | Received                          |                             | Regular                             | Latest report Aug. '04                | Not reporting              |
| Jammu & Kashmir   | Recently in place  | Not received                      |                             | Not regular                         | Latest report Mar. '04                | Not reporting              |
| Jharkhand         | Partially in place | Not received                      |                             | Not regular                         | Latest report Mar. '04                | Not reporting              |
| Karnataka         | In place           | Received                          | Inconsistencies pointed out | Not regular                         | <i>Latest: Aug '04 after Mar. '04</i> | <b>Recd. For Q1, 04-05</b> |
| Kerala            | In place           | Received                          | Inconsistencies pointed out | Not regular                         | <i>Latest: Aug '04 after May '04</i>  | Not reporting              |
| Madhya Pradesh    | In place           | Received                          | Under examination           | Not regular                         | Latest report Mar. '04                | Not reporting              |
| Maharashtra       | Partially in place | Not received                      |                             | Not regular                         | Latest report Jul. '04                | <b>Recd. For Q1, 04-05</b> |
| Manipur           | Not in place       | Not received                      |                             | Not regular                         | Latest report Apr. '04                | Not reporting              |
| Meghalaya         | Not in place       | Not received                      |                             | Not regular                         | Latest report Jul. '04                | Not reporting              |
| Mizoram           | In place           | Received                          | Under examination           | Not regular                         | Latest report Mar. '04                | Not reporting              |
| Nagaland          | In place           | Received                          | Under examination           |                                     | <b>Not reporting</b>                  | <b>Recd. For Q1, 04-05</b> |
| Orissa            | In place           | Received                          | Inconsistencies pointed out | Not regular                         | Latest report Mar. '04                | Not reporting              |
| Punjab            | Not in Place       | Received                          | Data Inconsistent           | Not regular                         | Latest report Mar. '04                | <b>Recd. For Q1, 04-05</b> |
| Rajasthan         | In place           | Received                          | Inconsistencies pointed out |                                     | <b>Not reporting</b>                  | <b>Recd. For Q1, 04-05</b> |
| Sikkim            | In place           | Received                          | Under examination           |                                     | <b>Not reporting</b>                  | Not reporting              |
| Tamil Nadu        | In place           | Not received                      |                             | Regular                             | Latest report Aug. '04                | <b>Recd. For Q1, 04-05</b> |
| Tripura           | In place           | Received                          | Under examination           | Regular                             | Latest report Aug. '04                | Not reporting              |
| Uttar Pradesh     | In place           | Received                          | Under examination           | Not regular                         | <i>Latest: Aug '04 after Mar. '04</i> | Not reporting              |
| Uttaranchal       | In place           | Received                          | Under examination           | Not regular                         | Latest report Feb. '04                | <b>Recd. For Q1, 04-05</b> |
| West Bengal       | In place           | Received                          | Under examination           | Not regular                         | Latest report Jan. '04                | Not reporting              |
| A&N Islands       | Not in Place       |                                   |                             | Not regular                         | Latest report Mar. '04                | Not reporting              |
| Chandigarh        | Not in Place       | Received                          | Under examination           |                                     | <i>For the first time : Aug '04</i>   | Not reporting              |
| D&N Haveli        |                    |                                   |                             |                                     |                                       | Not reporting              |
| Daman & Diu       |                    |                                   |                             |                                     |                                       | Not reporting              |
| Delhi             | In place           | Not received                      |                             | Not regular                         | <i>Latest: Aug '04 after Mar. '04</i> | <b>Recd. For Q1, 04-05</b> |
| Lakshadweep       |                    |                                   |                             |                                     |                                       | Not reporting              |
| Pondicherry       | Not in Place       | Not received                      |                             |                                     | <b>Not reporting</b>                  | Not reporting              |



## TEACHER RECRUITMENT – AGAINST SSA SANCTIONS AND STATE BUDGET POSTS – TEACHER ABSENTEEISM

An Expert Committee was setup under Shri Tapas Mazumdar, by Ministry of Human Resource Development, to study the financial requirements for making elementary education a Fundamental Right. The Committee in its recommendations, submitted in January 1999, projected a requirement for the following number of teachers:-

| Primary Level | Upper Primary Level | Total       |
|---------------|---------------------|-------------|
| 22.50 lakhs   | 13.12 lakhs         | 36.62 lakhs |

The Committee while making recommendations for additional teachers had taken PTR as 30:1. However, under SSA the PTR ratio is 40:1.

Additional posts of elementary teachers to States/UTs under SSA have been sanctioned on the basis of high Pupil Teacher Ratio(PTR), opening of new primary schools, upgradation of primary schools into upper primary schools, and upgradation of Education Guarantee Centres (EGS) into primary schools, as reflected in their District Elementary Education Plans, and as per SSA norms.

During the last 3 years (2001-2004) a total of 5,35,203 posts of elementary teachers have been approved for Central assistance under SSA to States/UTs against which approximately 2.19 lakh teachers have been filled up upto 31.3.2004. State-wise details are attached as **Annex I**.

PTR is especially high in States like Bihar, Jharkhand and West Bengal, necessitating additional teachers.

SSA norms provide for :-

- One teacher for every 40 children in a primary and upper primary school,
- At least two teachers in a primary school,
- One teacher for every class in an upper primary school,
- Sanctioning of Primary Schools as per States norms (usually within 1 km. of every habitation with prescribed minimum population), with teacher posts as above, and
- Sanctioning of Upper Primary Schools so as to achieve reasonable UPS:PS ratio (of upto 1:2) with teacher posts as above.

In some of the States where the PTR has been very high, the magnitude of additional teachers posts sanctioned for Central assistance has been upto 60% of the posts existing in the States in 2001, as shown in Table below:-

| S.No. | States/UTs | No. of Existing Elementary teachers as on | Additionality Sanctioned 2001-02 | % of Additionality |
|-------|------------|---|----------------------------------|--------------------|
|-------|------------|---|----------------------------------|--------------------|

|    |                | 30.9.2001 | to 2003-04 |       |
|----|----------------|-----------|------------|-------|
| 1. | Bihar          | 141884    | 85155      | 60%   |
| 2. | West Bengal    | 164905    | 71168      | 43%   |
| 3. | Jharkhand      | 57930     | 38715      | 66%   |
| 4. | U.P            | 393605    | 134282     | 34%   |
| 5. | Madhya Pradesh | 269820    | 79713      | 29.5% |

### **QUALIFICATIONS FOR RECRUITMENT OF TEACHERS AS LAID DOWN BY NCTE**

NCTE in its regulations called "National Council for Teacher Education (NCTE)- (Determination of Minimum Qualifications for Recruitment Teacher in School) Regulation 2001", notified on 4.9.2001, has laid down minimum academic and professional qualifications for recruitment of elementary teachers as under :-

| LEVEL                                  | MINIMUM ACADEMIC AND PROFESSIONAL QUALIFICATION  |
|--|--|
| a) Elementary (Primary) -              | (i) Senior Secondary School Certificate or Intermediate or its equivalent; and<br>(ii) Diploma or certificate in basic teachers' training of a duration of not less than two years.<br><b>OR</b><br>Bachelor of Elementary Education (B.El.Ed.)  |
| b) Elementary (Upper Primary School) - | (i) Senior Secondary School Certificate or Intermediate or its equivalent; and<br>(ii) Diploma or Certificate in elementary teachers training of a duration of not less than two years<br><b>OR</b><br>Bachelor of Elementary Education (B.El.Ed.)<br><b>OR</b><br>Graduate with Bachelor of Education (B.Ed.) or its equivalent |

The above Regulations require States to modify their recruitment rules within a period of three years i.e. by 4.9.2004 so as to bring them in conformity with the above provisions. Meanwhile teachers appointed as per the existing recruitment qualifications, subsequent to the issue of these regulations, are required to acquire qualifications as prescribed by NCTE.

NCTE can grant relaxation in the provision of these regulations, on receipt of a reference from the concerned State Government if the Council is satisfied that special circumstances warrant relaxation of some of the provisions of these regulations.

### **STEPS TAKEN AT NATIONAL LEVEL TO MEET SHORTAGE OF QUALIFIED TEACHERS**

At the National level, the problem of availability of qualified teachers is being addressed by NCTE by increasing in-take of DIETs up to 200 seats, encouraging B.Ed.

institutions to take up B.T.C programmes by waiving off requirement of NOC's in cases where these institutions propose to start B.T.C. programmes.

To redress, the problem of un-trained in-service teachers especially in the North-Eastern region, NCTE has accorded recognition to Certificate in Primary Education(CPE) course to be conducted by IGNOU for training of in-service teachers through Distance Mode. This course is specially designed for the North-Eastern region and is being rendered in local languages. Starting with Sikkim, it has been expanded to cover Meghalaya, Tripura and is being finalized for Assam and Arunachal Pradesh.

Further, Central Government monitors the progress of implementation of the SSA programme as whole through Monthly and Quarterly Progress Report and Review Meetings with States.

In addition to this, NCTE is also providing relaxation to States regarding qualifications of teachers for appointment, on case to case basis. In the case of Uttar Pradesh, due to the availability of large number of unemployed B.Ed. graduates, NCTE has allowed a special six months BTC training to enable these graduates to be employed as elementary teachers.

## **APPOINTMENT OF TEACHERS BY STATES – STATE BUDGET POSTS**

The policy and procedures for recruitment of teachers as well as filling up of sanctioned posts is the responsibility of the concerned State Government. States/UTs appoint teachers for elementary education according to their requirements and as per their recruitment rules. The expenditure on salaries of teachers is met from the State/UT budget except those sanctioned under SSA and DPEP. Apart from regular teachers being appointed by States, certain States like U.P., Uttaranchal, Bihar, Jharkhand are also recruiting Para teachers variously called Shiksha Mitras, Shiksha Sahayak, Shiksha Karmi etc., on contract, through Panchayats/Local bodies.

States in which no progress has been made in filling up of posts sanctioned under SSA/DPEP or where the progress has been tardy include Bihar, Maharashtra, West Bengal, U.P., and Uttaranchal.

No additional teachers have been approved for Kerala and Nagaland as their PTR does not justify the requirement of additional posts. Goa had not sent their Annual Plans for Central assistance hence no posts of teachers were sanctioned. Delhi was also not sanctioned any additional posts as they have not proposed for the same in their Annual Plans.

## **TEACHER ABSENTEEISM**

The policy and procedures for recruitment of teachers as well as filling up of sanctioned posts is the responsibility of the concerned State and they are covered by the State Recruitment Rules. Teacher absenteeism is a serious concern for quality education.

The States are required to develop a system for regular monitoring of teachers' presence in school/classrooms.

## TEACHER RECRUITMENT

Additional posts of elementary teachers to States/UTs under SSA have been sanctioned on the basis of high Pupil Teacher Ratio (PTR), opening of new primary schools, upgradation of primary schools into upper primary schools, and upgradation of Education Guarantee Centres (EGS) into primary schools, as reflected in their District Elementary Education Plans, and as per SSA norms.

In some of the States where the PTR has been very high, the magnitude of additional teachers posts sanctioned for Central assistance has been upto 60% of the posts existing in the States in 2001, as shown in Table below:-

| S. No | States/UTs     | No. of Existing Elementary teachers as on 30.9.2001 | Additionality Sanctioned 2001-02 to 2003-04 | % of Additionality |
|-------|----------------|---|---|--------------------|
| 1.    | Bihar          | 141884  | 85155                                       | 60%                |
| 2.    | West Bengal    | 164905  | 71168                                       | 43%                |
| 3.    | Jharkhand      | 57930   | 38715                                       | 66%                |
| 4.    | U.P            | 393605  | 134282                                      | 34%                |
| 5.    | Madhya Pradesh | 269820  | 79713                                       | 29.5%              |

During the last 3 years (2001-2004) a total of 5,35,203 posts of elementary teachers have been approved for Central assistance under SSA to States/UTs against which approximately 2.19 lakh teachers have been filled up upto 31.3.2004. State-wise details are attached as **Annex I**.

### Review of Progress of Appointment

The percentage of progress made by States in filling up of teacher vacancies during 2001-02 to 2003-04 against sanctioned posts under SSA/DPEP as on June, 2004 is as under:-

| < 25 %      | 25%-50%          | 50%-75%        | ABOVE 75%         |
|-------------|------------------|----------------|-------------------|
| Bihar       | Himachal Pradesh | Andhra Pradesh | Arunachal Pradesh |
| Haryana     | Meghalaya        | Chattisgarh    | Assam             |
| Karnataka   | Uttar Pradesh    | Jharkhand      | Gujarat           |
| Maharashtra |                  | Madhya Pradesh | Jammu & Kashmir   |
| Punjab      |                  | Mizoram        | Orissa            |
| Uttaranchal |                  | Tamil Nadu     | Sikkim            |
| West Bengal |                  |                | Tripura           |

## Annex I

State-wise No. of posts of elementary teachers approved and filled up for Central assistance during last three financial years (2001-04)

| S.No. | States/UTs        | 2001-02<br>&<br>2002-03 | 2003-04       | Total number of<br>posts of elementary<br>teachers approved<br>for Central<br>assistance during<br>2001-04 | Against figure<br>mentioned in Col 5,<br>number of teachers<br>actually appointed<br>during 2001-04 |
|-------|-------------------|-------------------------|---------------|--|---|
| 1     | 2                 | 3                       | 4             | 5  | 6   |
| 1     | Andhra Pradesh    | 11626                   | 9134          | 20760  | 10594   |
| 2     | Arunachal Pradesh | 436                     | 770           | 1206   | 1206  |
| 3     | Assam             | 0                       | 4637          | 4637   | 4637  |
| 4     | Bihar             | 20531                   | 64624         | 85155  | 0   |
| 5     | Chhattisgarh      | 0                       | 16050         | 16050  | 9664  |
| 6     | Goa               | 0                       | 0             | 0  | 0   |
| 7     | Gujarat           | 1606                    | 242           | 1848   | 1662  |
| 8     | Haryana           | 4722                    | 568           | 5290   | 980   |
| 9     | Himachal Pradesh  | 600                     | 1491          | 2091   | 726   |
| 10    | Jammu & Kashmir   | 733                     | 4932          | 5665   | 5665  |
| 11    | Jharkhand         | 4620                    | 34095         | 38715  | 22789   |
| 12    | Karnataka         | 3592                    | 8604          | 12196  | 2580  |
| 13    | Kerala            | 0                       | 0             | 0  | 0   |
| 14    | Madhya Pradesh    | 16661                   | 63052         | 79713  | 49723   |
| 15    | Maharashtra       | 2723                    | 632           | 3355   | 0   |
| 16    | Manipur           | 0                       | 744           | 744  | Not Available   |
| 17    | Meghalaya         | 3923                    | 1093          | 5016   | 1334  |
| 18    | Mizoram           | 12                      | 20            | 32   | 20  |
| 19    | Nagaland          | 0                       | 0             | 0  | 0   |
| 20    | Orissa            | 1680                    | 21224         | 22904  | 21019   |
| 21    | Punjab            | 946                     | 0             | 946  | 0   |
| 22    | Rajasthan         | 3068                    | 8922          | 11990  | 0   |
| 23    | Sikkim            | 43                      | 148           | 191  | 191   |
| 24    | Tamil Nadu        | 4322                    | 1926          | 6248   | 4172  |
| 25    | Tripura           | 0                       | 1350          | 1350   | 1350  |
| 26    | Uttar Pradesh     | 48001                   | 86281         | 134282   | 64991   |
| 27    | Uttaranchal       | 1535                    | 1385          | 2920   | 673*  |
| 28    | West Bengal       | 430                     | 70738         | 71168  | 14685**   |
| 29    | A&N Islands       | 0                       | 39            | 39   | 0   |
| 30    | Chandigarh        | 0                       | 240           | 240  | 0   |
| 31    | D & N Haveli      | 0                       | 449           | 449  | 0   |
| 32    | Daman & Diu       | 0                       | 0             | 0  | 0   |
| 33    | Delhi             | 0                       | 0             | 0  | 0   |
| 34    | Lakshadweep       | 3                       | 0             | 3  | 3   |
| 35    | Pondicherry       | 0                       | 0             | 0  | 0   |
|       | <b>Total</b>      | <b>131813</b>           | <b>403390</b> | <b>535203</b>  | <b>218664</b>   |

\* As reported by State till 29<sup>th</sup> February, 2004 in Monthly Monitoring Indicators

\*\* As reported by State till 31<sup>st</sup> January, 2004 in Monthly Monitoring Indicators

## IMPLEMENTATION OF 20 DAYS ANNUAL TEACHER TRAINING IN THE LIGHT OF MINISTRY'S GUIDELINES OF APRIL '04.

According to Item No.12 (Teacher Training) of the SSA norms spelt out in the Framework document, all elementary teachers are supposed to be provided twenty-days' in-service training each year. Chapter VI of the provided :-

- Providing trained and committed teachers in all schools and really interested and oriented instructors for all non-formal education centers (EGS & AIE)
- Organising quality in-service teacher education to all teachers on a periodical basis & with a follow-up mechanism.
- Creating and sustaining teacher motivation.

Necessary guidelines to States regarding content, methodology, logistics etc. of this annual in-service training were issued to all States/UTs in April, 2004 with the advice to henceforth organize annual 20 days In-service training of elementary teachers under SSA in the light of these guidelines, with necessary modifications / adaptations. The States were also advised that AWP&B for 2004-05 under SSA should include State and district specific details of objectives, content, methodology and logistics proposed for the 20 days in-service training to be conducted.

The receipt of 20 days annual in-service training guidelines have been acknowledged by four States only. The States /UT who have responded in this regard and their comments are as under:-

| S.No. | State          | Remarks   |
|-------|----------------|---|
| 1.    | Meghalaya      | State is taking necessary action.   |
| 2.    | Tripura        | Teacher Training Programme for Elementary Teacher has already been taken at the district level. They will include all the aspects of training in the year 2004-2005.                |
| 3.    | Daman & Diu    | UT is still in the process of preparing its draft Annual Perspective Plan under SSA.  |
| 4.    | Andhra Pradesh | Necessary instructions have been issued to State Commissioner and Director of School Education and State Project Direct, DPEP for implementation of the proposal by the State Govt. |

It has been observed that States are not following the 20 days annual in-service training guidelines properly. It has also been observed that instead of annual 20 days in-service training for all teachers, they conduct training programmes of lesser duration which ultimately affects the quality of teaching in the classrooms. Status of 20 days training for teachers under SSA in different States for the year 2003-04 is attached as **Annex-I**.

## Annex I

**STATUS OF 20 DAYS TRAINING OF TEACHERS UDNER SSA IN  
DIFFERENT STATES (2003-2004)**

| State                       | Year    | No. of teachers to be trained through 20 days training programme | No. of teachers trained through 20 days training programme | Percentage of teacher trained, i.e. Col.4 x100 Col.3 | In case training could not be provided to the extent of 20 days in the year, please give average duration of training actually provided |
|-----------------------------|---------|--|--|--|---|
| 1                           | 2       | 3  | 4  | 5  | 6   |
| <b>NORTHERN REGION</b>      |         |  |  |  |   |
| Haryana                     | 2003-04 | 58000  | 57072  | 98.4%  | 6days+7days+8days of monthly meeting  |
| Himachal Pradesh            | 2003-04 | 47021  | 12225  | 26%  | N.R.  |
| Jammu & Kashmir             | 2003-04 | 42311  | 25950  | 61.33%   | N.R.  |
| Punjab                      | 2003-04 | 75453  | 55081  | 73%  | N.R.  |
| <b>NORTH CENTRAL REGION</b> |         |  |  |  |   |
| Uttar Pradesh               | 2003-04 | 221302   | 106402   | 48.07%   | 20 days   |
| Uttaranchal                 | 2003-04 | 9091   | 3000   | 32.99%   |   |
| Rajasthan                   | 2003-04 | 81652  | 58403  | 71.52%   | N.R.  |
| Delhi                       | 2003-04 | Not planned  |  |  |   |
| <b>WESTERN REGION</b>       |         |  |  |  |   |
| Madhya Pradesh              | 2003-04 | 74974  | 50232  | 67%  | 10  |
| Chhattisgarh                | 2003-04 | 54881  | N.R.   | N.R.   | N.R.  |
| Gujarat                     | 2003-04 | 135663   | N.R.   | N.R.   | N.R.  |
| Maharashtra                 | 2003-04 | 123000   | N.R.   | N.R.   | N.R.  |
| <b>SOUTHERN REGION</b>      |         |  |  |  |   |
| Andhra Pradesh              | 2003-04 | 90752  | 90493  | 99.71%   | 10 days   |
| Karnataka                   | 2003-04 | 213413   | 118145   | 55.35%   | 10 days   |
| Kerala                      | 2003-04 | 143586   | N.R.   | N.R.   |   |
| Tamil Nadu                  | 2003-04 | 193722   | 141417   | 73%  | 13 days   |
| <b>EASTERN REGION</b>       |         |  |  |  |   |
| Bihar                       | 2003-04 | 191589   | N.R.   | N.R.   | N.R.  |
| Jharkhand                   | 2003-04 | 38830  | 18927  | 48.74%   | N.R.  |
| Orissa                      | 2003-04 | 124894   | 70875  | 56.75%   | 7 days  |
| West Bengal                 | 2003-04 | 106525   | 61292  | 57.53%   | 6 days  |
| <b>NORTH EAST REGION</b>    |         |  |  |  |   |
| Assam                       | 2003-04 | 163903   | N.R.   | N.R.   | N.R.  |
| Arunachal Pradesh           | 2003-04 | 5907   | N.R.   | N.R.   | N.R.  |
| Manipur                     | 2003-04 | 3293   | N.R.   | N.R.   | N.R.  |
| Mizoram                     | 2003-04 | 7564   | N.R.   | N.R.   | N.R.  |
| Tripura                     | 2003-04 | 10111  | N.R.   | N.R.   | N.R.  |
| Sikkim                      | 2003-04 | 4149   | N.R.   | N.R.   | N.R.  |
| Meghalaya                   | 2003-04 | Not planned  | 3050   | N.R.   | N.R.  |
| Nagaland                    | 2003-04 | 3050   | N.R.   | N.R.   | N.R.  |



## PEDAGOGY ISSUES

The Pedagogy Unit of TSG (Ed.CIL) has collected information from States and UTs on, interalia, the following points:-

1. (a) Have State specific MLLs been adopted in the curriculum at the Primary Stage?  
(b) Are they different from the MLLs indicated by the NCERT? If yes, what are major differences?
2. Are the textbooks MLL based?
3. Have any major changes actually taken place in primary schools of the State in general, since the implementation of SSA, as far as the teaching learning process in the classrooms is concerned?
4. Have any guidelines been sent from State level (for schools) regarding identification of slow learners and for giving them supplementary remedial instructions?
5. System of learners' evaluation.

Feedback received from States throws up following important features:-

(i) **Adoption of MLL and competency based teaching:** In the area of curriculum renewal and textbook development, nearly all States are reported to have adopted the MLL and competency based teaching. Meghalaya in the North-Eastern region has reported that they have renewed their curriculum as per the National Curricular Framework. Chhattisgarh is also attempting to renew its curriculum and several textbooks in a different way. But based on the feedback received from the States it is difficult to say to what extent and how the States have looked at the issue of MLL and competency based teaching. In reality the approach to MLL based teaching in different States is expected to be different keeping in view their varied history, pedagogical perception, experience, expertise and approach to classroom practices and teacher training. Even Learners' Evaluation in the States is reported to be based on the MLL approach. Maharashtra, Gujarat, and the Southern States have followed the MLL approach in their curriculum renewal, textbook development and learners' evaluation in a meticulous manner. In several States, report cards indicating the learning achievement of the children also have started reflecting the score of the children in different competency areas.

(ii) **Changes in the Teaching Learning Process in Schools:** Feedback from States indicates that there is improvement in their classroom practices in all the States. For example,

- Kerala reports to have focused on activity based teaching, better pupils' participation, introduction of Project Work, Group activities and teachers' better performance.
- Andhra Pradesh mentions about improvement of its classroom practices through implementation of a Quality Improvement Programme since 2003-04.
- Tamil Nadu reports that the learning in their classrooms has become more joyful.
- Assam has reported that there are lots of changes in the classroom teaching learning process through onsite support provided by the Academic Support Group from State/District/Block/Cluster level. This has enhanced children's participation, group learning, peer learning and self learning, use of various types of teaching learning materials, more organized learners' evaluation strategies, remedial support to slow learners, more intensive community participation etc.
- Orissa reports that activity based learning is promoted in the classrooms with the help of activity based textbooks. Teachers use more TLMs, and Learners work in groups.
- Maharashtra reports that TLMs are prepared in adequate number and are in use in classes. Infrastructure and maintenance Grants have been used to keep the school environment child-friendly and conducive to learning.
- H.P. indicates that classrooms have become hub of children's activities. TLM is being used by children in good number. Teachers are handling multi grade, multi level situations more effectively as they have been trained accordingly. Special attention is provided to children of special focus groups. Evaluation of children has become more continuous and comprehensive in nature. Teachers have started undertaking action research on classroom related issues.

Thus, many States report having taken special initiatives to make their classrooms more resourceful through ample TLMs, appropriate teaching methodologies, support from academic resource groups and continuous and comprehensive learners' evaluation. Other States needs to follow suit.

**(iii)Attention to slow Learners:** From the feedback received from States, it is not very clear how successful they have been in identifying slow learners and in supporting their learning through special measures. However, a majority of the States have indicated that they have issued instructions to their schools to take measures in this regard. Several States have sent copies of guidelines for our reference. All States need to pursue this vigorously so that children from disadvantaged groups are able to learn on par with other children.

**Statement showing approved AWP&B for Sarva Shiksha Abhiyan and NPEGEL during 2003-04  
(Amount Rs. in Lakhs)**

| Sl. No. | STATE             | 2003-04                                 |                                   |                     | 2004-05                                 |                                   |                     |
|---------|-------------------|---|-----------------------------------|---------------------|---|-----------------------------------|---------------------|
|         |                   | Approved AWP&B for SSA excluding NPEGEL | Approved AWP&B for NPEGEL 2003-04 | Total AWP&B for SSA | Approved AWP&B for SSA excluding NPEGEL | Approved AWP&B 2004-05 for NPEGEL | Total AWP&B for SSA |
| 1       | Andhra Pradesh    | 37905.77                                | 1629.00                           | 39534.77            | 49520.03                                | 7490.78                           | 57010.81            |
| 2       | Arunachal Pradesh | 4822.48                                 | 12.16                             | 4834.64             | 6391.18                                 | 12.16                             | 6403.34             |
| 3       | Bihar             | 76476.6                                 | 689.59                            | 77166.19            | 83582.68                                | 4900.10                           | 88482.78            |
| 4       | Chattisgarh       | 21219.19                                | 610.86                            | 21830.05            | 35917.02                                | 3479.33                           | 39396.35            |
| 5       | Gujarat           | 22774.43                                | 718.51                            | 23492.94            | 24507.18                                | 4676.87                           | 29184.05            |
| 6       | Haryana           | 14978.28                                | 109.59                            | 15087.87            | 22394.43                                | 524.12                            | 22918.55            |
| 7       | Himachal Pradesh  | 10976.61                                | 27.54                             | 11004.15            | 12077.85                                | 77.70                             | 12155.55            |
| 8       | Jammu and Kashmir | 16291.92                                | 319.76                            | 16611.68            | 20581.80                                | 327.00                            | 20908.80            |
| 9       | Jharkhand         | 32125.06                                | 683.30                            | 32808.36            | 41620.01                                | 3076.17                           | 44696.18            |
| 10      | Karnataka         | 33605.55                                | 186.00                            | 33791.55            | 42433.29                                | 1099.32                           | 43532.61            |
| 11      | Madhya Pradesh    | 76842.42                                | 7585.78                           | 84428.20            | 100354.07                               | 12675.74                          | 113029.81           |
| 12      | Maharashtra       | 75749.15                                | 779.92                            | 76529.07            | 84029.60                                | 1225.41                           | 85255.01            |
| 13      | Meghalaya         | 4022.64                                 | 5.63                              | 4028.27             | 5414.29                                 | 12.83                             | 5427.12             |
| 14      | Orissa            | 45285.46                                | 1912.01                           | 47197.47            | 57598.75                                | 6405.47                           | 64004.22            |
| 15      | Punjab            | 20057.82                                | 87.93                             | 20145.75            | 20910.51                                | 82.73                             | 20993.24            |
| 16      | Rajasthan         | 43035.85                                | 1995.20                           | 45031.05            | 61764.13                                | 2325.79                           | 64089.92            |
| 17      | Tamil Nadu        | 40183.77                                | 309.26                            | 40493.03            | 42824.83                                | 505.43                            | 43330.26            |
| 18      | Uttar Pradesh     | 105884.29                               | 3629.23                           | 109513.52           | 146667.75                               | 13778.69                          | 160446.44           |
| 19      | Uttaranchal       | 12488.28                                | 88.91                             | 12577.19            | 12694.42                                | 683.30                            | 13377.72            |
| 20      | West Bengal       | 59508.03                                | 310.60                            | 59818.63            | 85690.42                                | 2083.50                           | 87773.92            |
|         | <b>Total</b>      | <b>754233.60</b>                        | <b>21690.78</b>                   | <b>775924.38</b>    | <b>956974.24</b>                        | <b>65442.44</b>                   | <b>1022416.68</b>   |

|  |      |      |
|--|------|------|
| %age of funds earmarked for NPEGEL component under SSA (NPEGEL States) | 2.80 | 6.40 |
|--|------|------|

**Statement showing approved AWP&B for NPEGEL and funds released to NPEGEL States during 2004-05**  
 (Position of GOI release for NPEGEL as on 23.09.2004)  
 (Amount Rs. in Lakhs)

| Sl. No. | STATE             | Approved AWP&B for NPEGEL | GOI share for NPEGEL | 1st installment of GOI Share | 1st Installment released by GOI | 1st Installment of GOI proposed for release (under submission with IFD) | Status of release of funds under NPEGEL                |
|---------|-------------------|---------------------------|----------------------|------------------------------|---------------------------------|---|--|
| 1       | Andhra Pradesh    | 7490.78                   | 5618.085             | 2809.04                      | 2000.00                         |   | Released   |
| 2       | Arunachal Pradesh | 12.16                     | 9.12                 | 4.56                         | 4.50                            |   | Released   |
| 3       | Bihar             | 4900.10                   | 3675.075             | 1837.54                      | 1770.00                         |   | Sanction issued.                                       |
| 4       | Chattisgarh       | 3479.33                   | 2639.4975            | 1304.75                      |                                 |   | Information from State awaited                         |
| 5       | Gujarat           | 4676.87                   | 3507.6525            | 1753.83                      | 1627.00                         |   | Released   |
| 6       | Haryana           | 524.12                    | 393.09               | 196.55                       | 196.55                          |   | Released   |
| 7       | Himachal Pradesh  | 77.70                     | 58.275               | 29.14                        | 2900                            |   | Sanction Issued  |
| 8       | Jammu and Kashmi  | 306.51                    | 229.88               | 114.94                       | 54.94                           |   | Released   |
| 9       | Jharkhand         | 3076.17                   | 2307.1275            | 1153.56                      |                                 |   | Information reg State share against last year releases |
| 10      | Karnataka         | 1099.32                   | 824.49               | 412.25                       | 412.24                          |   | Sanction Issued  |
| 11      | Madhya Pradesh    | 12675.74                  | 9506.805             | 4753.40                      |                                 |   | File is being processed                                |
| 12      | Maharashtra       | 1225.41                   | 919.0575             | 459.53                       | 489.79                          |   | Sanction Issued  |
| 13      | Meghalaya         | 12.83                     | 9.6225               | 4.81                         | 4.81                            |   | Released   |
| 14      | Orissa            | 6405.49                   | 4804.1175            | 2402.05                      |                                 | 2043.55   | Funds could not certified as SSA funds exhausted       |
| 15      | Punjab            | 82.73                     | 62.0475              | 31.02                        |                                 |   | Info. from state awaited                               |
| 16      | Rajasthan         | 2325.79                   | 1744.3425            | 872.17                       | 500                             |   | Sanction issued  |
| 17      | Tamil Nadu        | 505.43                    | 379.0725             | 189.54                       |                                 | 189.54  | Information from State awaited                         |
| 18      | Uttar Pradesh     | 13778.69                  | 10334.018            | 5167.01                      | 3000.00                         |   | Released   |
| 19      | Uttaranchal       | 683.30                    | 512.475              | 256.24                       | 241.33                          |   | Sanction Issued  |
| 20      | West Bengal       | 2083.50                   | 1562.625             | 781.31                       | 779.00                          |   | Released   |
|         | <b>Total</b>      | <b>65421.97</b>           | <b>49066.48</b>      | <b>24533.23</b>              | <b>13980.16</b>                 | <b>2233.09</b>  |  |

### General Issues on Inclusive Education

The 86<sup>th</sup> Constitutional amendment, which has made education a Fundamental Right for all children in the 6-14 years of age, has given a further thrust to the goal of UEE. The goal of UEE cannot be achieved without including Children With Special Needs (CWSN). Most of the CWSN can be educated in regular schools and learn like other children, if provided appropriate support services. Although Inclusive Education (IE) has been a major part of SSA from the very beginning, there are certain issues that need particular focus. The following issues deserve attention:

- SSA provides that expenditure upto Rs.1200 per CWSN may be incurred in a financial year to meet the learning needs of such children and that this ceiling shall apply at the district level. Accordingly it has been clarified to all SPDs by our letter No.F.14-8/2004-EE-12 dated 6<sup>th</sup> September 2004 (copy enclosed for ready reference), that the actual amount to be spend on each child may be vary from child to child and may exceed the cost norm of Rs.1200/- Based on this clarification, the States may plan for specific interventions for each child based on an Inclusive Education Plan (IEP) in order to ensure that all CWSN are included in the regular school system.
- **Need for better identification.** So far, after three years of implementation, the programme does not have basic reliable data on the number of CWSN enrolled in schools. Even the percentage of CWSN identified seems to be rather low, being only 0.87 % in comparison to Census 2001 data, wherein 2.1% of the population has been found to have some disability. Hence, States should streamline their identification procedures.
- **Teacher Training:** All CWSN have some special educational needs. Therefore, it is important to sensitize every teacher to basic needs of CWSN. Under SSA, it is mandatory for every teacher to undergo 20-day in-service training on various components of SSA. Thus, every State should include a 2-3 day component of inclusive education in this training. A suggested module for such training has recently been circulated.
- **Resource Support:** Some CWSN need special support services in classrooms to learn. This can be provided by appointing resource teachers, by involving NGOs to provide this kind of support who can assist the general teacher in teaching these children. The States should develop a strategy on how to provide this extra support to CWSN to make their learning effective in classrooms.
- **Provision of aids and Appliances:** Many CWSN are not able to come to school as they are not provided essential aids and appliances. At the national level Ministry of Social Justice and Empowerment (MoSJ&E) has been requested to bear 60% of the total cost of the appliances required by CWSN under ADIP with remaining 40% being borne by State SSA Mission Societies from SSA funds (as was earlier the case in DPEP). Once this decision is taken, States should take advantage of this convergence and expedite the supply of such appliances to CWSN on a priority basis. They should also tap other sources for such devices such as charitable organizations, NGOs, Corporate sector etc.

- **Barrier-free access:** In a recent review meeting on IE held in Bhubaneswar it was observed that many States have taken up the activity of making schools barrier-free only on a marginal/token basis. Under SSA, while the new school buildings have incorporated in their designs barrier free features such as ramps and handrails to some extent, these should be made a part of all existing schools by 31<sup>st</sup> March, 2005.
- **Monitoring:** The States had been regularly reporting data and progress w.r.t. CWSN through PMIS submitted on a quarterly basis. However, this appears to have been discontinued, and although the submission of a Quarterly Progress Report (QPR) including *inter alia*, information on CWSN has been prescribed by the Financial Management and Procurement Manual circulated to the States recently, this has not yet been implemented fully. The States must ensure that the QPR containing information on CWSN is submitted regularly.

| S. No. | Name of the State    | CWSN Identified (PAB Sanctions 2004-05) | % age of identified CWSN against estimated population in 6-14 age group | CWSN enrolled  | Teachers trained | Aids & appliances distributed | Schools provided with barrier free access |
|--------|----------------------|---|---|----------------|------------------|-------------------------------|---|
|        | 1                    | 2                                       | 3   | 4              | 5                | 6                             | 7   |
| 1      | Andhra Pradesh       | 40618                                   | 0.29  | 154638         | NA               | NA                            | NA  |
| 2      | Arunachal Pradesh    | 1338                                    | 0.61  | 149            | NA               | NA                            | NA  |
| 3      | Assam                | 17837                                   | 0.32  | 32369          | 56021            | 5047                          | 11055                                     |
| 4      | Bihar                | 117338                                  | 0.72  | 52155          | 156113           | 2640                          | 5335                                      |
| 5      | Chhattisgarh         | 31985                                   | 0.78  | 28157          | 20127            | NA                            | 2733                                      |
| 6      | Goa                  | 0                                       | 0.00  | NA             | NA               | NA                            | NA  |
| 7      | Gujarat              | 53115                                   | 0.61  | 46934          | 5274             | NA                            | 100                                       |
| 8      | Haryana              | 28445                                   | 0.70  | 28548          | 60434            | 3911                          | 3600                                      |
| 9      | HP                   | 29690                                   | 2.41  | 27458          | 32647            | NA                            | 720                                       |
| 10     | J&K                  | 37763                                   | 2.08  | NA             | 25978            | NA                            | 58  |
| 11     | Jharkhand            | 23071                                   | 0.44  | 8890           | 7796             | 3231                          | 370                                       |
| 12     | Karnataka            | 56541                                   | 0.59  | 62283          | 128092           | 1971                          | 3022                                      |
| 13     | Kerala               | 89147                                   | 1.87  | NA             | 153              | NA                            | NA  |
| 14     | MP                   | 96948                                   | 0.81  | NA             | 160340           | 10136                         | 7832                                      |
| 15     | Maharashtra          | 383416                                  | 2.26  | 139588         | NA               | NA                            | NA  |
| 16     | Manipur              | 1697                                    | 0.37  | NA             | NA               | NA                            | NA  |
| 17     | Meghalaya            | 8625                                    | 1.92  | NA             | 2006             | NA                            | NA  |
| 18     | Mizoram              | 2842                                    | 1.62  | 2682           | NA               | NA                            | NA  |
| 19     | Nagaland             | 1741                                    | 0.56  | 1500           | NA               | NA                            | NA  |
| 20     | Orissa               | 107775                                  | 1.58  | 108544         | 96333            | 5666                          | 1233                                      |
| 21     | Punjab               | 26782                                   | 0.63  | 19353          | NA               | NA                            | NA  |
| 22     | Rajasthan            | 31219                                   | 0.27  | 6335           | NA               | NA                            | NA  |
| 23     | Sikkim               | 0                                       | 0.00  | NA             | NA               | NA                            | NA  |
| 24     | TN                   | 71204                                   | 0.74  | 108544         | 86391            | 7386                          | 2400                                      |
| 25     | Tripura              | 3633                                    | 0.52  | 2522           | 7748             | NA                            | NA  |
| 26     | UP                   | 244691                                  | 0.73  | 197699         | 58052            | 18596                         | NA  |
| 27     | Uttaranchal          | 6757                                    | 0.40  | 12002          | NA               | NA                            | NA  |
| 28     | West Bengal          | 153928                                  | 1.01  | 36213          | 64943            | NA                            | 200                                       |
| 29     | Andaman & Nicobar    | 942                                     | 0.00  | NA             | NA               | NA                            | NA  |
| 30     | Chandigarh           | 1500                                    | 0.93  | NA             | NA               | NA                            | NA  |
| 31     | Dadar & nagar Haveli | 350                                     | 1.00  | NA             | NA               | NA                            | NA  |
| 32     | Daman & Diu          | 86                                      | 0.33  | NA             | NA               | NA                            | NA  |
| 33     | Delhi                | 30186                                   | 0.00  | NA             | NA               | NA                            | NA  |
| 34     | Lakshadweep          | 20                                      | 0.00  | NA             | NA               | NA                            | NA  |
| 35     | Pondicherry          | 1452                                    | 0.71  | NA             | NA               | NA                            | NA  |
|        | <b>Total</b>         | <b>1702682</b>                          | <b>0.87</b>   | <b>1076563</b> | <b>968448</b>    | <b>58584</b>                  | <b>38658</b>                              |

N.B. Information in Col. 4 as provided in SPD Training Workshop: 15th-16th January, 2004



61

No. F. 14-8/2004-EE-12  
Government of India  
Ministry of Human Resource Development  
Department of Elementary Education & Literacy  
\*\*\*

New Delhi, the 6<sup>th</sup> September, 2004

To

All SPDs

Subject: Issue of clarifications on IED.

Sir / Madam,

The Framework for implementation of Sarva Shiksha Abhiyan (SSA) aims to ensure that every child with special needs, irrespective of the kind, category and degree of disability, is provided education in an appropriate environment. The thrust of SSA is on providing integrated and inclusive education to all children with special needs in general schools. Towards this end, para 5.2 of the SSA Framework document provides that "expenditure upto Rs. 1200/- per disabled child could be incurred in a financial year to meet the special learning needs of such children. The ceiling on expenditure per disabled child will apply at the district level".

The matter has been considered by the Project Approval Board for SSA in its 58<sup>th</sup> meeting held on 28.7.2004. Based on the approval accorded by the PAB, I am directed to issue following clarifications on IED for your information, guidance and necessary action:-

- (i) SSA State Mission Societies are allocated funds for implementing the programme of inclusive education under SSA depending upon the total number of disabled children identified in the State @ Rs. 1200/- per identified disabled child per year. However, this does not mean that Rs. 1200/- has to be spent annually on every identified disabled child. While some disabled children may only need the help of a well-oriented teacher, others may require simple assistive devices. Clearly the cost of such interventions would be less than Rs. 1200/- per child per annum. On the other hand, another child may need a wheelchair or special home-based coaching arrangements, which may cost more than Rs. 1200/- per annum. While the cost norm of Rs. 1200/- per child is thus relevant for calculation of the total amount admissible per district, the actual amount to be spent on each child with a disability may vary from child to child.
- (ii) General 20 day's annual in-service training of teachers carried out under SSA must include a component of inclusive education aimed at sensitising teachers to the need for paying particular attention to children with special needs. The cost of such training should be met from the amount sanctioned under SSA for in-service teacher training and would not be chargeable to the Rs. 1200/- per child per annum available under inclusive education. However, if special training in aspects of inclusive / integrated education is required for certain selected teachers or resource persons, the allocation of Rs. 1200/- can be used.

- (iii) While interventions for education of children with disabilities have to be planned by each district keeping in view its own specific needs and resources available, the overriding emphasis should be on inclusive education and not on placement of children with disabilities in special schools. Referral to special schools should be made only in exceptional circumstances for children with severe impairments. It may be noted that if a child is placed in a special school, no expenditure would be borne in that connection from SSA for board and lodging of the child. However, assistive devices for the child could be paid for, if these cannot be provided to the child through convergence with other Schemes / organisations / NGOs working in the area of disability in the State.
- (iv) NGOs with expertise in inclusive education can also be engaged through SSA funds after specifying tasks to be performed by them and working out funding details in a clear contract. The Grant-in-Aid Committee for SSA (EGS & AIE) can be used for considering and sanctioning such proposals.

Yours faithfully,

(R. S. Bhatia)

Under Secretary to the Govt. of India

**Action on feedback given by Monitoring Institutions appointed for Sarva  
Shiksha Abhiyan**

In November 2002, the Ministry had designated 42 professional and academic institutions for monitoring progress of SSA in various States. A Concept Paper outlining the role of these institutions was circulated to the States and a number of meetings were organized at the national level with the States and the monitoring institutes. In 2003, non-recurring grants were released by the Ministry to 40 monitoring institutions, followed by recurring grants to 30 of them, for doing monitoring work as per the above Concept Paper.

2. Each institution was expected to submit two quarterly monitoring reports in 2003-04 (for the last two quarters). However, only 30 of the above 40 institutions have submitted at least one quarterly report so far, while the remaining ten have submitted none. State-wise status of submission of reports is also shown in the Annexure-I.

3. Monitoring institutions have invariably forwarded copies of their reports to the States. However, no feedback has been received from the States with regard to follow up action, if any, taken by them on these reports. A State/UT-wise summary of the main findings of the monitoring reports is enclosed as Annexure-II. States would be expected to give:

- i a summary of the action taken by them on the reports of the monitoring institutions.
- ii their views about the usefulness of independent monitoring by such institutions and suggestions, if any, for better implementation of this initiative.

4. It is also proposed to revise the scheme to provide for more precise terms of reference for each quarter. Since funds have not yet been released to the monitoring institutes for the first two quarters of 2004-05, it is proposed to release funds only for the third and fourth quarters of the current year. The monitoring institutes would be expected to specifically examine the following: -

I Third Quarter: -

- \* State share
- \* Funds flows to VEC level
- \* Opening of EGS/AIE
- \* Availability of DISE formats and accuracy in usage
- \* Teacher appointments

I Fourth Quarter: -

- \* Impact studies on girls' enrolment (NPEGEL, KGBV), minorities, SC/ST, OBC, inclusive education, learning outcomes.
- \* Utilisation of grants by VECs especially release and utilisation of teacher grants, maintenance grants and school grants.

Revision of the scheme with effect from 1<sup>st</sup> April 2005 (including the present costing pattern) to cover monitoring activities on the basis of a 5% sample size is presently under consideration. Since this would be a more elaborate exercise, it is proposed that it be carried out in alternate years instead of annually. While a 5% sample would be taken for the whole country in 2005-06 and 2009-10, this would be restricted to the 2656 educationally backward blocks in the year 2007-08. The views of the States on the proposed modifications and suggestions, if any, may be sought.

**STATEMENT SHOWING THE NUMBER OF MONITORING REPORTS RECEIVED FROM THE  
MONITORING INSTITUTIONS**

| <b>Sl.No.</b> | <b>Region</b> | <b>State</b>      | <b>Institutions</b>  | <b>No. of Districts Assigned</b> | <b>No. of quarters for which report received</b> |
|---------------|---------------|-------------------|--|----------------------------------|--|
| 1.            | East          | Bihar             | 1 Jamia Millia, Delhi.   | 20                               | 1  |
|               |               |                   | 2 A. N. Sinha Institute of Social Sciences,                        | 17                               | 1  |
| 2.            | East          | Chattisgarh       | 3 RIE, Bhopal  |                                  | 2  |
| 3             | East          | Jharkhand         | 4 XLRI Jamshedpur  | 22                               | 4  |
| 4             | East          | Orissa            | 5 Dr. P.N. Institute of Advanced Study in Education, Sambalpur     | 12                               | 2  |
|               |               |                   | 6 NKC Centre for Development Studies, Bhubaneswar                  | 18                               | 1  |
| 5             | East          | West Bengal       | 7 IIM, Kolkata   | 10                               | -  |
|               |               |                   | 8 Viswabhatni University   | 10                               | 1  |
| 6             | East          | Andaman & Nicobar | IIM, Kolkata   | 2                                | 1  |
| 7             | West          | Goa               | 9 SNDT University  | 2                                | -  |
| 8             | West          | Gujarat           | 10 MS University   | 14                               | 1  |
|               |               |                   | 11 Sardar Patel Institute of Economic & Social Research, Ahmedabad | 7                                | 2  |
| 9             | West          | Madhya Pradesh    | 12 TISS Mumbai   | 24                               | 2  |
|               |               |                   | 13 MPISRR, Ujjain  | 24                               | -  |
| 10            | West          | Maharashtra       | 14 Indian Institute of Education, Pune                             | 19                               | 6  |
|               |               |                   | SNDT University  | 16                               | -  |
| 11            | West          | Rajasthan         | 15 Institute of Development Studies, Jaipur                        | 16                               | 2  |

|    |            |                   |  |    |   |
|----|------------|-------------------|--|----|---|
|    |            |                   | 16 * RIE, Ajmer  | 14 | - |
| 12 | West       | Dadar & N. Haveli | Indian Institute of Education, Pune                    | 1  | 1 |
| 13 | West       | Daman & Diu       | MS University, Vadodra                                 | 2  | - |
| 14 | North      | Himachal Pradesh  | 17 Himachal University                                 | 12 | 4 |
| 15 | North      | Haryana           | 18 Kurushetra University                               | 19 | 1 |
| 16 | North      | Jammu & Kashmir   | 19 University of Jammu                                 | 6  | - |
|    |            |                   | 20 University of Kashmir                               | 8  | - |
| 17 | North      | Punjab            | 21 Punjab University                                   | 17 | 1 |
| 18 | North      | Uttar Pradesh     | 22 Giri Institute of Social Science Institute, Lucknow | 17 | 3 |
|    |            |                   | 23 GB Pant Social Science Institute, Allahabad         | 18 | 2 |
|    |            |                   | 24 CADR, Lucknow                                       | 20 | 4 |
|    |            |                   | 25 ** Lucknow University                               | 15 | - |
| 19 | North      | Uttaranchal       | 26 NIAR, Mussoorie                                     | 13 | 2 |
| 20 | North      | Chandigarh        | Punjab University, Chandigarh                          | 1  | 1 |
| 21 | North      | Delhi             | 27 Centre for Study of Developing Societies            | 9  | 2 |
| 22 | North-East | Arunachal Pradesh | 28 Arunachal University                                | 15 | - |
| 23 | North-East | Assam             | 29 Guwahati University                                 | 23 | 2 |
| 24 | North-East | Manipur           | 30 Manipur University                                  | 9  | - |
| 25 | North-East | Meghalaya         | 31 NEHU, Shillong                                      | 7  | 2 |
| 26 | North-East | Mizoram           | 32 Mizoram University                                  | 8  | 2 |

|    |            |                |    |  |    |    |
|----|------------|----------------|----|--|----|----|
| 27 | North-East | Nagaland       | 33 | Nagaland University                              | 8  | 1  |
| 28 | North-East | Sikkim         | 34 | University of North Bengal, Darjeeling           | 4  | 3  |
| 29 | North-East | Tripura        | 35 | Tripura University                               | 4  | 2  |
| 30 | South      | Andhra Pradesh | 36 | Osmania University                               | 23 | 1  |
| 31 | South      | Kerala         | 37 | Centre for Development Studies, Trivandrum       | 14 | 1  |
| 32 | South      | Karnataka      | 38 | Institute of Social & Economic Change, Bangalore | 18 | 1  |
|    |            |                | 39 | RIE, Mysore                                      | 9  | -  |
| 33 | South      | Tamil Nadu     | 40 | Aligappa University                              | 13 | -  |
|    |            |                | 41 | IIM, Bangalore                                   | 16 | 2  |
| 34 | South      | Lakshadweep    |    | Centre for Development Studies, Trivandrum       | 1  | -  |
| 35 | South      | Pondicherry    | 42 | Pondicherry University                           | 4  | -  |
|    |            |                |    |  |    | 64 |

\* Under process.

\*\* New Institution in place of IIM Lucknow.

## Summary of the Monitoring Reports

**State: Andhra Pradesh**

**1. Name of the Monitoring Institute:**

Institute of Advanced studies in Education (IASE), Osmania University, Hyderabad,

2. Number of Districts allocated: 23

**3. Period from which quarterly monitoring reports received:**

1. Quarter ending June, 2004.

**4. Important Observations:**

1. Quarter ending June, 2004.

**District/s Monitored: Ranga Reddy**

- Coordination and Communication among DIET and district project office is very week.
- No creative engagement in collectively studying, documenting and disseminating the innovations in Pedagogic situations.
- A number of schools in the district(Ranga Reddy ) do not have their own buildings.
- The most important problem of the district is over crowded classrooms.
- Use of TLMs, Library books, kits, conduct of non-curricular activities in formal schools of the District is very much insignificant.
- In the primary schools there is about 20 percent student absenteeism in the district.
- State has initiated employment drive programmes, the district could not get eligible candidates for the purpose of recruiting in schools.
- Vidya Volunteers(VV) are not paying much attention towards childrens education.
- Vidya Volunteers are very poor in understanding children's problems and curriculum transaction processes.
- Most of the Vidya Volunteers do not have commitment neither towards children nor towards the system of elementary education.

**5. Action taken by States on quarterly monitoring reports:**

## **Summary of the Monitoring Reports**

**State: Arunachal Pradesh**

**1. Name of the Monitoring Institute:**

Arunachal University, Itanagar.

**2. Number of Districts allocated:**

15

**3. Period from which quarterly monitoring reports received:**

**Quarterly Monitoring reports not received**

**4. Important Observations:**

-----

**5. Action-taken by States on quarterly monitoring reports:**



## Summary of the Monitoring Reports

State: Assam

### 1. Name of the Monitoring Institute:

Guwahati University, Guwahati.

2. Number of Districts allocated: 23

### 3. Period from which quarterly monitoring reports received:

1. Quarter ending December, 2003

2. Quarter ending March, 2004.

#### 4. Important Observations:

1. Quarter ending December, 2003

District/s Monitored: Darrang & Kamrup

- ◆ CRCs and VEC not involved actively.
- ◆ CRCs lack of infra structural facilities.
- ◆ Proper orientation is required for submission of quarterly report- Monitoring formats.
- ◆ Large number of children has been left out of the SSA scheme due to non formation of Tea garden education committee.
- ◆ Disbursement of financial allocation on lumpsum basis without submission of Budget estimate by DIET and non submitting UC may lead to misuse of fund.
- ◆ Lack of coordination between DMO and BRCs.
- ◆ NSG children under EGS is unsatisfactory.
- ◆ IED program is yet to be started.
- ◆ The target Utilization of 33% of fund allocation for Civil works has not yet been achieved.
- ◆ Feed back from the trained teachers has not yet been introduced by DIET

2. Quarter ending March, 2004.

**District/s Monitored: Barpeta, Nagaon and Marigaon**

- ◆ System of reporting out of school children at various level is inaccurate.
- ◆ In filling up DISE PMIS the district authorities have not taken the matter seriously.
- ◆ Figures reported in DISE/PMIS at the village level was not accurate
- ◆ In many cases the data inserted in DISE/PMIS format was manipulated in the district
- ◆ SMCs were not sincere in utilizing the fund allocated for development of school, teachers and maintenance.
- ◆ The DIETs which are in charge of teacher training component under SSA programme found to be indifferent in handling the teacher training programme.
- ◆ Teacher Pupil ratio 1:40 was not maintained.
- ◆ Urban schools were over staffed whereas the rural schools were understaffed
- ◆ District authority has expressed helplessness regarding the slow progress in many civil construction activities because of the irregular flow of funds from (SIS).
- ◆ Construction activities were laying half done.

5. Action taken by States on quarterly monitoring reports:

## Summary of the monitoring reports

### State: Bihar-1

#### 1. Name of the Monitoring Institution:

Jamia Millia Islamia, New Delhi.

#### 2. Number of Districts allocated:

20

#### 3. Period from which quarterly monitoring reports received:

1. Quarter ending September, 2003.

#### 4. Important Observations:

1. Quarter ending September, 2003.

District/s Monitored: Nalanda and Gaya

- ◆ Awareness present among the community and VSS members of the need to spread education among the children.
- ◆ VSS member clear about their role and responsibilities.
- ◆ VSS member interested in doing their contribution towards household survey, enrolment drive etc
- ◆ VEC and Mukhiya prepared micro plans in the villages.
- ◆ Preparation of Micro plans in tribal areas is difficult
- ◆ Enrolment of children is good.
- ◆ Retention varied from school to school, no dropout in schools.
- ◆ In schools separate toilets for boys and girls were mostly constructed by UNICEF.
- ◆ Most of the schools no electricity connections.
- ◆ In some class rooms even mid day enough light was not available in the rooms.
- ◆ Teachers in almost all the visited schools were either handling two different classes through multi grade teaching or were teaching two sections of the same class at the same time in a single class room.
- ◆ Most of the schools were understaffed.
- ◆ Teaching aids were available in the school these were not always used during teaching.
- ◆ In Nalanda district DIET is name sake.
- ◆ In Gaya District DIET is very active and training all the CRCs and BRCs etc.
- ◆ VSS members were clear about the provisions made in SSA for carrying out various works and putting up facilities.
- ◆ Commonly participation principles are involved.

#### 5. Action taken by States on quarterly monitoring reports:

## Summary of the monitoring reports

### State: Bihar-2

1. Name of the Monitoring Institution:

A.N.Sinha Institute of Social Sciences, Patna

2. Number of Districts allocated:

17

3. Period from which quarterly monitoring reports received:

1 Quarter ending March, 2004.

4. Important Observations:

1 Quarter ending March, 2004.

District/s Monitored: Samastipur

- ◆ **Awareness about the importance of education has been developed in the community.**
- ◆ Community members are willing to participate in the functioning of school.
- ◆ Household survey detailed is displayed on the school board in the middle schools.
- ◆ School buildings were well constructed in middle schools.
- ◆ In primary schools classes were being held in verandah or in open field and there was no sitting arrangements made by the school. Students used to bring gunny bag or plastic from their homes to sit in the class.
- ◆ In primary school there were no separate toilets for girls.
- ◆ Most of the schools there were no electricity connections.
- ◆ The rooms appeared to be dark even in day time.
- ◆ Lok didi and Lok shiks were not getting their salaries on time.
- ◆ Teaching learning material most of the time not used.
- ◆ EGS centers establishment was in progress.
- ◆ Teachers of EGS centers are not getting salaries.
- ◆ Lack of teaching and learning material in EGS centers.
- ◆ VSS members had received training and trying hard to make the community members involved in the activities of school.

5. Action taken by States on quarterly monitoring reports:

## Summary of the monitoring reports

### State: Chhattisgarh

1. Name of the Monitoring Institution:  
Regional Institute of Education (RIE), Bhopal

2. Number of Districts allocated:

3. Period from which quarterly monitoring reports received:

1. Quarter ending September, 2003.

2. Quarter ending March, 2004.

4. Important Observations:

1. Quarter ending September, 2003.

**District/s Monitored: Raipur and Mahasamund**

- ◆ Annual work plan and the Budget for 2003-2004 has been approved in the PAB and MHRD, New delhi but they not yet received the sanction order letter or the funds.
- ◆ Finance department of State took its own time to approve the proposal for opening the newschools, appointing the new teachers and sanctioning the DPO, BRC level postsetc.
- ◆ All this had delayed the implementation of SSA activities during 2002-2003.
- ◆ There is need for an addition room as well as a teacher was felt.
- ◆ DIETs are under-staffed, However, the DIETs are playing an active role in implementing the SSA in the State.
- ◆ Research Projects were being taken up by M.Ed students with some financial assistance from SSA funds.

2. Quarter ending March, 2004.

**District/s Monitored: Raipur, Dhamtari, Kanker and Bastar**

- ◆ Training Programme of teachers are in progress in the entire chhattisgarh state at BRC and DIET levels.
- ◆ Severe shortage of teachers, class rooms and school buildings in various districts.
- ◆ DIET Bastar is understaffed and it needs to be strengthened at the earliest.
- ◆ Need based interventions required for effective implementation of SSA in chhattisgarh state.

5. Action taken by States on quarterly monitoring reports:

## Summary of the Monitoring reports

### State: Goa

1. Name of the Monitoring Institution:

SNDT University, Mumbai

2. Number of Districts allocated:

2

3. **Period from which quarterly monitoring reports received:**

Quarterly Monitoring reports not received

4. Important Observations:

-----

5. **Action taken by States on quarterly monitoring reports:**

## Summary of the monitoring reports

### State: Gujarat-1

1. Name of the Monitoring Institution:

MS university, Vadodra

2. Number of Districts allocated:

14

3. Period from which quarterly monitoring reports received:

1. Quarter ending March, 2004

4. Important Observations:

1. Quarter ending March, 2004

District/s Monitored: Navsari

- ◆ More care should be taken as far as monitoring of school maintenance grants was concerned as well as TLM grant and other expenditure.
- ◆ Lot of infrastructure facilities acquired/developed through community participation
- ◆ WC, toilets constructed under the grant were of such poor quality material wise and construction wise that even before they were put use, they collapsed and were not in any way useable.
- ◆ The Quality of material and construction of toilets needs serious inspection.
- ◆ As far as use of Teaching learning material by teachers was concerned, it was observed that the teachers do prepare a number of these and actually use in this teaching.

5. Action taken by States on quarterly monitoring reports:

## Summary of the Monitoring reports

### State: Gujarat-2

#### 1. Name of the Monitoring Institution:

Sardar Patel Institute of Economic and Social Research. Ahmedabad

#### 2. Number of Districts allocated:

11

#### 3. Period from which quarterly monitoring reports received:

1. Quarter ending September, 2003.

2. Quarter ending March, 2004.

#### 4. Important Observations:

1. Quarter ending September, 2003.

**District/s Monitored: Baroda, Bhavnagar and Sabarkantha**

- ◆ School grant, teacher's grant and TLM for DPEP/SSA in all districts have been received and same was utilised.
- ◆ TLM grant is used properly but Teaching learning Materials are not used regularly in class rooms.
- ◆ TLM grant should regularly disbursed at the time of need.
- ◆ 4. Block wise training was imparted to BRC, CRC and Community leaders.
- ◆ All schools are keeping record of VEC, MTA, PTA meetings, resolution, record of VCWC, visit book.
- ◆ VCWC is actively working for additional rooms, construction of new classroom repairing and construction of toilets.
- ◆ Separate toilets for boys and girls should be constructed.

2. Quarter ending March, 2004.

District/s Monitored: Amreli, Sabarkantha and kheda

- ◆ TLM has been prepared but it is not properly used in classrooms.
- ◆ Lack of IED training
- ◆ Schools lacking drinking water and common toilets
- ◆ Drop out rate is little higher because of diamond cutting activity in district.
- ◆ Shortage of teachers, class room and vacant post of CRCC
- ◆ Difficulty in filling the SSA format
- ◆ Some schools do not have electrification
- ◆ Teachers have confusion for DCF format particularly for DCF format.

#### 5. Action taken by States on quarterly monitoring reports:

## Summary of the monitoring reports

State: Haryana

1. Name of the Monitoring Institution:  
Kurushetra University

2. Number of Districts allocated:  
19

3. Period from which quarterly monitoring reports received:  
1. Quarter ending December, 2003

4. Important Observations:  
1. Quarter ending December, 2003  
**District/s Monitored: Kurushetra**

- ◆ TLM grant is used properly but Teaching learning Materials are not used regularly in class rooms.
- ◆ TLM grant should regularly disbursed at the time of need.
- ◆ Need based grant for building rooms, additional room, sanitation etch is being provided to schools.
- ◆ Separate toilets for boys and girls should be constructed.

5. Action taken by States on quarterly monitoring reports:



## Summary of the monitoring report

State: Himachal Pradesh

1. Name of the Monitoring Institution:

Himachal University

2. Number of Districts allocated:

3. Period from which quarterly monitoring reports received:

1. Quarter ending December, 2003

2. Quarter ending March, 2003

3. Quarter ending June, 2004

4. Quarter ending September, 2004.

4. Important Observations:

1. Quarter ending December, 2003

**District/s Monitored: Sirmour and Solan**

- ◆ **Mid day meal was provided to students who fulfilled 80% attendance at Primary school level.**
- ◆ **Teaching Learning material is not really low cost.**
- ◆ **Attendance in almost all schools visited was 100% .**
- ◆ **Lack of infrastrure (building, furniture, TLMetc) is also responsible for comparatively low standard of children studying in EGS**
- ◆ **While attending training of teachers in both the districts it was observed that meagre amount of Rs.70/- per day per head all inclusive of TA/DA, teaching learning material was quite in sufficient due to difficult terrain of the state and higher travelling rate as per State rules. It is suggested that limit of Rs.70/- should be enhanced to Rs.100/-**

2. Quarter ending March, 2003

**District/s Monitored: Kullu**

- ◆ **Half of the schools are lacking in basic facilities like space for learning, drinking water facilities and its storage, separate toilets for boys and girls, play grounds and play material.**
- ◆ **Need of separate class room with proper seating and lighting arrangement for 1<sup>st</sup> class on wards.**
- ◆ **Need of more para teachers at primary school.**
- ◆ **No proper coordination between officers of education department and principal/staff of DIET**
- ◆ **Teaching staff of DIET is always under stress and strain.**
- ◆ **Teachers remain away from the duty without proper sanction of leave.**

- ◆ **There was no proper supervision and monitoring unit at the district level.**
- ◆ **The teaching staff of DIET is not having any legal or codal authorities of the school**
- ◆ **Many schools do not have playgrounds, boundary wall, and connecting path**

### 3. Quarter ending June, 2004

#### **District/s Monitored: Una and Hamirpur**

- ◆ Teachers grant was not utilized for the development of the TLM
- ◆ All schools do have libraries but these are not properly used.
- ◆ The books in the primary schools are dumped in boxes or almirahs and have never been used by the children.
- ◆ The books supplied by the directorate of education in the primary schools are above the standard of children of primary level.
- ◆ VECs are not capable of filling of DISE/PMIS formats
- ◆ Quality teaching, quality management and quality life are still remaining a distant dream
- ◆ Tu-Par method is still prevailing in most of the schools.
- ◆ Ventilation and light are missing in some schools.

### 4. Quarter ending September, 2004.

#### **District/s Monitored: Lahaul & Spiti**

- ◆ Almost in all the schools no TLM has been developed by the teachers and children.
- ◆ Lack of Motivation among the teachers so far as development of TLM is concerned.
- ◆ No training is given to fill up the DISE/PMIS reports.
- ◆ The books in the primary schools are dumped in boxes or almirahs and have never been used by the children.
- ◆ The books supplied by the directorate of education in the primary schools are above the standard of children of primary level.
- ◆ 90% of the schools did not have separate toilets for girls and boys.
- ◆ 99% schools in Lahaul valley did not have drinking water facility in the premises.
- ◆ Most of the teachers trained in SSA are not developing TLM
- ◆ DISE report did not tally at all so far as enrolment of children and cast-wise enrolment of children are concerned.
- ◆ No coordination between BPEO's and BRCCs
- ◆ Training material is not available at DIET and SPD office
- ◆ Non receipt of new textbooks
- ◆ BRCCs not appointed
- ◆ Internal monitoring mechanism missing
- ◆ Lack of internal supervision

- ◆ Vehicle requirement in both zones of Lahaul and Spiti
- ◆ No separate room for library
- ◆ Water facility did not exist almost in all the schools.
- ◆ No training is given as far as action research is concerned.

5. Action taken by States on quarterly monitoring reports:

## Summary of the Monitoring Reports

State: Jharkhand

1. Name of the Monitoring Institution:

XLRI.(Xavier Labour Relation Institute) JAMSHEDPUR

2. Number of Districts allocated:

22

3. Period from which quarterly monitoring reports received:

1. Quarter ending September, 2003.

2. Quarter ending December, 2003

3. Quarter ending March, 2004 (Gumla District)

4. Quarter ending June, 2004 (Simdega District)

4. Important Observations:

1. Quarter ending September, 2003.

District/s Monitored: Bokaro

- ◆ No independent building for BRCs.
- ◆ Bokaro district has setup CRCs but they are without building.
- ◆ CRCs need to be strengthened.
- ◆ Middle schools were overcrowded.
- ◆ Some classes are divided into two sections and the students are sitting in verandas.
- ◆ Some of these schools require additional classrooms and extra teachers.
- ◆ EGS functioning well.
- ◆ VEC are active in school activities.
- ◆ Improvement in pupil teacher ratio
- ◆ Assigning at least two teachers in all primary schools
- ◆ Provision of infrastructre facilities for BRCs and CRS,
- ◆ Ongoing training and continuous monitoring of the project

2. Quarter ending March, 2004.

District/s Monitored: West Singhbhum

- ◆ Block resource center working well.
- ◆ BRC have good building
- ◆ CRC working well
- ◆ School has shortage of class rooms
- ◆ Academic atmosphere and discipline were satisfactory.
- ◆ VEC here needs to be strengthened
- ◆ EGS centres functioning well.
- ◆ Camp school is an innovative mode of enrolling the adolescent girls.

- ◆ **District is short of staff.**

### 3. Quarter ending March, 2004 (Gumla District)

District/s Monitored: Gumla

- ◆ Text books are yet to arrive
- ◆ No action on IED project
- ◆ Mid day meal is provided in 200 schools only. Mid-day meal provision is needed in all the government schools under SSA.
- ◆ No proper wash rooms facilities for the SSA officials
- ◆ Flexibility to assign SSA jobs either to the DSE or to the DEO

### 4. Quarter ending June, 2004 (Simdega District)

**District Monitored: Simdega**

- ◆ 152 schools Primary schools and 23 Middle schools have no drinking water facilities
- ◆ Distribution of Text books is not done
- ◆ Shortage of teachers is common lacuna which, coupled with inadequate classrooms, hinder proper education
- ◆ The problem of shortage of teacher is further augmented when one or two teachers avail leave and when some teachers are on deputation to carry out the government work.
- ◆ Mid-day meal and scholarship/stipend schemes need to be extended to EGS centres as well.
- ◆ Flexibility and freedom to decide the day and date for conducting VEC meetings

5. Action taken by States on quarterly monitoring reports:

## **SUMMARY OF THE MONITIRING REPORTS**

**State: Jammu & Kashmir-1**

**1. Name of the Monitoring Institution:**

University of Jammu

**2. Number of Districts allocated:**

21

**3. Period from which quarterly monitoring reports received:**

Quarterly Monitoring reports not received

**4. Important Observations:**

-----

**5. Action taken by States on quarterly monitoring reports:**

## **Summary of the monitoring reports**

### **State: Jammu & Kashmir-2**

1. Name of the Monitoring Institution:

University of Kashmir

2. Number of Districts allocated:

8

3. Period from which quarterly monitoring reports received:

Quarterly Monitoring reports not received

4. Important Observations:

-----

5. Action taken by States on quarterly monitoring reports:

## Summary of the monitoring reports

### State: Karnataka-1

1. Name of the Monitoring Institution:

Institute of Social and Economic Change, Bangalore

2. Number of Districts allocated:

18

3. Period from which quarterly monitoring reports received:

1. Quarter ending December, 2003.

4. Important Observations:

1. Quarter ending December, 2003.

District/s Monitored: Davanagere, Chitradurga and Tumkur

- ◆ **Civil work progress is slow in some districts.**
- ◆ **Enrolment of children including girls in schools is full and complete.**
- ◆ **Retention levels are as high as 95 % in the schools.**
- ◆ **Dropout rates are negligible.**
- ◆ **DIET has to yet to develop a roster of teachers by training , experience, subjects taught and other particulars.**

5. Action taken by States on quarterly monitoring reports:



## **Summary of the monitoring reports**

**State: Karnatak-2**

**1. Name of the Monitoring Institution:**

Regional Institute of Education (RIE), Mysore

**2. Number of Districts allocated:**

9

**3. Period from which quarterly monitoring reports received:**

Quarterly Monitoring reports not received

**4. Important Observations:**

-----

**5. Action taken by States on quarterly monitoring reports:**

## Summary of the monitoring reports

State: Kerala

1. Name of the Monitoring Institution:

Centre for Development Studies, Trivandrum

2. Number of Districts allocated:

14

3. Period from which quarterly monitoring reports received:

1 Quarter ending September, 2003

4. Important Observations:

1 Quarter ending September, 2003

District/s Monitored: Thiruvananthapuram and Kollam

- ◆ **No new schools have been opened in thiruvananthapuram district.**
- ◆ **No new appointments have been made in the schools. About 78 school teachers have been promoted as trainers in the thiruvananthapuram district.**
- ◆ **There has not been any additional enrolment.**
- ◆ **Schools have sufficient facilities such as drinking water , electricity and play grounds etc**
- ◆ **Need to study how the school lunch programme functions in the state.**
- ◆ **There is massive growth of unrecognised schools in recent years.**
- ◆ **Need to study of unrecognised schools.**

5. Action taken by States on quarterly monitoring reports:

## Summary of the monitoring reports

State: Madhya Pradesh-1

1. Name of the Monitoring Institution:

Tata Institute of Social Sciences (TISS), Mumbai

2. Number of Districts allocated:

24

3. Period from which quarterly monitoring reports received:

1. Quarter ending September, 2003.

2. Quarter ending March, 2004.

4. Important Observations:

1. Quarter ending September, 2003.

**District/s Monitored: Not done at district but day long meeting at State Level**

- ◆ **The formats supplied by NIEPA and NCERT are presently not in direct use.**
- ◆ **The state is confident of supplying the data required by the centre by directly canvassing its own monitoring formats that are based on experience and appear to be adequate to context.**

2. Quarter ending March, 2004.

District/s Monitored: Khadwa

- ◆ **New districts is to taken into account.**
- ◆ **Necessary guidelines required for preparation of perspective plans.**
- ◆ **Not following the monitoring formats developed by NIEPA and NCERT.**
- ◆ **Need of bottlenect of and resume recruitment of teachers.**
- ◆ **Fixed unit cost of training of Rs.70 per day per person should be reviewed.**
- ◆ **PTA orientation is needed**
- ◆ **Mid day meal schemes is functioning well.**
- ◆ **Mainstreaming out of school muslim children through madrasas under SSA- evaluation needed through external agency.**
- ◆ **Strategy required for out of school children in slums.**
- ◆ **Students attendance through appropriate measures.**

5. Action taken by States on quarterly monitoring reports:

## **Summary of the monitoring reports**

**State: Maharashtra-2**

**1. Name of the Monitoring Institution:**

SNDT Universtiy, Mumbai

**2. Number of Districts allocated:**

16

**3. Period from which quarterly monitoring reports received:**

Quarterly Monitoring reports not received

**4. Important Observations:**

-----

**5. Action taken by States on quarterly monitoring reports:**

## **Summary of the Monitoring Reports**

**State: Manipur**

1. Name of the Monitoring Institution:

**Manipur University, Manipur**

2. Number of Districts allocated:

9

3. Period from which quarterly monitoring reports received:

Quarterly Monitoring reports not received

4. Important Observations:

-----

5. Action taken by States on quarterly monitoring reports:

## Summary of the monitoring reports

### State: Nagaland

1. Name of the Monitoring Institution:  
Nagaland University

2. Number of Districts allocated:  
8

3. Period from which quarterly monitoring reports received:  
1. Quarter ending March, 2004

4. Important Observations:  
1. Quarter ending March, 2004  
District/s Monitored: Kohima

- ◆ **Maintenance of building and furniture require improvement.**
- ◆ **Toilets and safe drinking water supply are almost non exist in the schools.**
- ◆ **School promises needs to be improved.**
- ◆ **Funds were utilised.**
- ◆ **Construction work is incomplete and not sound technically.**
- ◆ **Decline in students enrolment in some of the schools.**
- ◆ **Teachers grant not utilised.**
- ◆ **Various grants under school are not utilised.**
- ◆ **Unsettled dispute regarding school boundaries which is the major reasons for not constructing the boundary wall of the schools.**
- ◆ **Infrastructure and building in general need improvement.**

5. Action taken by States on quarterly monitoring reports:

## Summary of the monitoring reports

### State: Orissa-1

1. Name of the Monitoring Institution:

NKC Centre for Development Studies, Bhubaneswar, Orissa.

2. Number of Districts allocated:

12

3. Period from which quarterly monitoring reports received:

1. Quarter ending Decmeber, 2003

4. Important Observations:

District/s Monitored: Mayurbhan and Nayagarh

- ◆ **Progress of civil work is very slow in the state because of late flow of funds to the district, inadequate monitoring of the civil work cell of OPEPA to DPOs.**
- ◆ **Teachers training programme is going well.**
- ◆ **No guide book for standard teaching and preparation of TLM.**
- ◆ **For multigrade teaching bigger size rooms are required.**
- ◆ **Money is being released late to district as result unable to conduct training to teachers in time.**
- ◆ **VECs are violating the guidelines .**
- ◆ **Some anomalies in distribution of text books at block and school levels.**
- ◆ **As far as release and utilization of SIG, RM and TLM grants are concerned both OPEPA and DPOs have taken necessary measures and have followed the SSA guidelines.**

5. Action taken by States on quarterly monitoring reports:

## Summary of the monitoring reports

### State: Orissa-2

1. Name of the Monitoring Institution:

Dr.P.M Institute of Advanced Study in Education, Sambalpur

2. Number of Districts allocated:

12

3. Period from which quarterly monitoring reports received:

1. Quarter ending September, 2003

2. Quarter ending December, 2003

4. Important Observations:

1. Quarter ending September, 2003

**District/s Monitored: Sambalpur**

- ◆ **Difficult to maintain 7 classes at a time by two teachers.**
- ◆ **School had a very old building, not safe to sit in. There was not boundary wall.**
- ◆ **Drinking water problem.**
- ◆ **Teacher absentism**
- ◆ **Lack of coordination between officials of education department and SSA officials.**
- ◆ **Delay in conduct of household survey not achieving targets.**
- ◆ **Not releasing funds timely.**

2. Quarter ending December, 2003

**District Monitored: Bargarh**

- ◆ **There was no provision of drinking water.**
- ◆ **Electricity was not working properly.**
- ◆ **EGS centre was a small 10/10 dilapidated-thatched roof without door and shelter and one side of wall was broken.**
- ◆ **Convergence between district project officer and district inspector of schools and other agencies such as PRI, welfare department etc.**
- ◆ **BRC should have co-ordination with administration.**
- ◆ **Late conduct of household survey.**
- ◆ **Micro planning data were not updated.**

5. Action taken by States on quarterly monitoring reports:



## Summary of the monitoring reports

### State: Punjab

1. Name of the Monitoring Institution:

Punjab University, Punjab

2. Number of Districts allocated:

17

3. Period from which quarterly monitoring reports received:

1. Quarterly ending June, 2004

4. Important Observations:

1. Quarterly ending June, 2004

District/s Monitored: Not informed

- ◆ **Identification and enrolment don't seem to be a big problem but retaining them in school seems to be difficult.**
- ◆ **Most of the EGS centres in the villages are functioning independent of schools and are not getting any grant because of no incentives these students do not go a long way.**
- ◆ According to the teachers and parents Rs. 100/- per child sanctioned for books and stationery is not sufficient.
- ◆ 50% parents of these children don't want to send their children to school for such meager incentives. For them one earning hand is lost for no benefits
- ◆ As far as training of these teachers is concerned, they have to report at the DIET Ferozepur which is about 140 kms from the last village around Fazilka (Punjab) near Ganganagar (Rajasthan). These volunteer teachers, who are mostly girls, keep travelling daily to Ferozepur and come back in the evening. As a result the training (5 days, 12 days and 13 days) does not improve quality or their efficiency.
- ◆ The purpose of EGS centers was to enrol, motivate, retain out of school children and to ensure their shift into the mainstream at some later stage. Most of the EGS are not functioning adequately to meet this target. These children are not likely to join their counterparts of regular schools.

5. Action taken by States on quarterly monitoring reports:

## Summary of the Monitoring reports

### State:Rajasthan-1

1. Name of the Monitoring Institution:

**Institute of Development Studies, Jaipur**

2. Number of Districts allocated:

16

3. Period from which quarterly monitoring reports received:

1. Quarter ending September,2003

2. Quarter ending December,2003

4. Important observations:

1. Quarter ending September,2003

District/s Monitored: Tonk

- ◆ **Enrolment is week.**
- ◆ **Female teachers and toilets are few , affecting girls retention and attendance.**
- ◆ **Photocopies is not functioning.**
- ◆ **Over head projector not used.**
- ◆ **Arrangement of food and staying facilities during training period was reported to inadequate.**
- ◆ **Dissatisfaction of food was due to provision of low budget.**
- ◆ **Training have become a more formality.**
- ◆ **No toilets.**

2. Quarter ending December, 2003

District/s Monitored: Juunjhunu

- ◆ **Data on enrolment is not available for the past few years.**
- ◆ **Female teachers and toilets are few , affecting girls retention and attendance .**
- ◆ **Photocopies is not functioning.**
- ◆ **Over head projector not used.**
- ◆ **Training lack innovation.**
- ◆ **87% schools do not have school building.**
- ◆ **Drop out rate is very high.**
- ◆ **Arrangement of food and staying facilities during training period was reported to inadequate.**
- ◆ **Dissatisfaction of food was due to provision of low budget.**

5. Action taken by States on quarterly monitoring reports:

## **Summary of the Monitoring reports**

**State: Rajasthan-2**

1. Name of the Monitoring Institution:

Regional Institute of Education (RIE)

2. Number of Districts allocated:

14

3. Period from which quarterly monitoring reports received:

**Acceptance is awaited from the Monitoring Institution**

4. Important observations:

-----

5. Action taken by States on quarterly monitoring reports:

## Summary of the monitoring reports

State: Sikkim

1. Name of the Monitoring Institution:

**University of North Bengal, Darjeeling**

2. Number of Districts allocated:

4

3. Period from which quarterly monitoring reports received:

1. Quarter ending December, 2003.

2. Quarter ending March, 2004

3. Quarter ending June, 2004.

4. Important Observations:

1. Quarter ending December, 2003.

District/s Monitored: West Sikkim

- ◆ **Identifying out of school children by two categories.**
- ◆ **Appointing primary teacher that they should know more than one language.**
- ◆ **SIS should make adequate interference with monitoring institutions.**
- ◆ **Achievement of primary school building is very low.**
- ◆ **Achievement of addition room is very low.**
- ◆ **Achievement of providing drinking water is low.**
- ◆ **Achievement of toilets is half progress.**
- ◆ **Achievement of electricity is very low.**

2. Quarter ending March, 2004.

District/s Monitored: East District

- ◆ **Civil work programme is very slow.**
- ◆ **Trainings are inadequate.**
- ◆ **Providing mid day meal has not been adequately concerned.**
- ◆ **Community mobilisation activities are not started.**
- ◆ **School created by SSA have no provision of providing furniture for school rooms.**
- ◆ **Research, monitoring and evaluation has not taken up.**
- ◆ **VEC is not functioning well.**
- ◆ **MIS needed at State and District level**

### **3. Quarter ending June, 2004**

**District/s Monitored: East District, West District, North District and South District**

- ◆ BRC /CRCS are not functioning properly.
- ◆ MIS, DISE and PMIS have not yet been developed.
- ◆ Not received funds for construction of toilets
- ◆ No proper data have been maintained to measure the extent and nature of dropout in the region.
- ◆ Mid-day meal is yet to start in 2004 (till July, 2004)
- ◆ Many schools do not have kitchen for preparing mid day meal.
- ◆ State need of a State Institute of Educational Management and Technology
- ◆ Community Mobilization activities should be given adequate attention.

**5. Action taken by States on quarterly monitoring reports:**

## Summary of the monitoring reports

State: Tamilnadu-1

1. Name of the Monitoring Institution:

**Algappa University, Chennai.**

2. Number of Districts allocated:

13

3. Period from which quarterly monitoring reports received:

**Quarterly monitoring report not received**

4. Important Observations:

-----

5. Action taken by States on quarterly monitoring

## Summary of the Monitoring report

### State: Tamilnadu-2

1. Name of the Monitoring Institution:

**Indian Institute of Management, Bangalore.**

2. Number of Districts allocated:

16

3. Period from which quarterly monitoring reports received:

1. Quarter ending December, 2003.

2. Quarter ending March, 2004.

4. Important Observations:

1. Quarter ending December, 2003.

District/s Monitored: Thiruvallur

- ◆ **PMIS activity was in its initial stage.**
- ◆ **Many aspects related to filling up of the formats PMIS/Data Capturing Formats were yet to be fully understood by the teachers and programme functionaries.**
- ◆ **No serious efforts were made by the programme functionaries to guide and monitor the process of filling up the formats.**
- ◆ **All the formats were in english which posed difficulties in comprehension of the aspects included in the formats.**
- ◆ **Lack of proper and regular guidance by the programme functionaries.**
- ◆ **Dissatisfaction among teachers and BRC for filling of formats.**
- ◆ **VEC members appeared to have no knowledge about the PMIS activity**
- ◆ **Lack of toilet facilities.**
- ◆ **Need for initiating active community participation.**
- ◆

2. Quarter ending March, 2004.

District/s Monitored: Salem

- ◆ **For filling up of School Level Quantity Formats (School DCF1: Statement of progress of expenditure at School/EGS level) there is need for constant guidance**
- ◆ **For filing up of School-Level Quality Formats ( School SLF 1(A) & (B) : Educational Status of children there is need for constant guidance.**
- ◆ **For filling up of Cluster level Formats (CRC DCF I, DCFI(A), DCF II) , the CRC coordinators needed constant reorientation and guidance by higher level functionaries.**
- ◆ **There were many discrepancies in the maintenance of accounts be it related to school grants or TLM grant received.**

5. Action taken by States on quarterly monitoring reports:

## Summary of the monitoring reports

### State: Tripura

1. Name of the Monitoring Institution:

**Tripura University, Agartala.**

2. Number of Districts allocated: 4

3. Period from which quarterly monitoring reports received:

1. Quarter ending December, 2003

2. Quarter ending June, 2004.

4. Important Observations:

1. Quarter ending December, 2003

District/s Monitored: West Tripura

- ◆ **EGS centre is yet to be established.**
- ◆ **Financial disbursement is not smooth.**
- ◆ **Appointment of BRCs and CRC is not smooth.**
- ◆ **Non-enrolment and dropout is due to poverty.**
- ◆ **Fund utilisation is not completed due to lack of updated data.**
- ◆ **Local monitoring gaining importance.**
- ◆ **Quantitatively the enrolment of children in the age group of 06-14 year has increased in the schools visited.**
- ◆ **Text book delay.**
- ◆ **Lack of infrastructure.**
- ◆ **Attention is not given to general category.**

2. Quarter ending June, 2004.

District/s Monitored: North Tripura, Dhalai District, South District

- ◆ **The process of utilization of school grant, teacher grant and maintenance grant is not systematic.**
- ◆ **Extent of teachers training and its impact is not clear**
- ◆ **The over-all expenditure and physical progress at various level is not clear.**
- ◆ **In the context of Tripura, the area under Tripura Tribal Autonomous District Council is not guided by the 73<sup>rd</sup> and 74<sup>th</sup> amendments of the constitution of India. This may create a lack of integration of the SSA programme. This problem cannot be denied and needs urgent attention.**
- ◆ **VEC level involvement is needed**
- ◆ **Regular monitoring was not reported.**
- ◆ **School activity by VEC and MTA, a lack of enthusiasm was noted.**
- ◆ **EGS centre was functioning however lack of a proper class room was noted.**
- ◆ **Record maintenance at the inspectorate is not good.**
- ◆ **Out of school survey was not satisfactory due to involvement of multiple agencies.**

5. Action taken by States on quarterly monitoring reports:



## Summary of the Monitoring Reports

### State:Uttar Pradesh-1

1. Name of the Monitoring Institution:

**Giri Institute of Social Sciences, Lucknow**

2. Number of Districts allocated:

17

3. Period from which quarterly monitoring reports received:

1. Quarter ending December,2003.

2. Quarter ending March,2004.

3. Quarter ending June, 2004.

4. Important Observations:

1. Quarter ending December,2003.

**District/s Monitored:Sitapur**

- ◆ **Infrastructure facilities like building and one primary school is very bad.**
- ◆ **Handpumps are not used with care.**
- ◆ **Toilets are not being used properly.**
- ◆ **Construction of building is poor quality.**

2. Quarter ending march, 2004.

**District/s Monitored: Barabanki**

- ◆ **Teachers were not sufficient.**
- ◆ **Quality of education is poor.**
- ◆ **School had toilets but still children prefer to use the open field.**
- ◆ **No sweeper to flush the toilets regularly**

3. Quarter ending June, 2004.

**District/s Monitored: Unnao**

- ◆ **Schools did not have a proper boundary wall or a store to keep the various items safely particularly the cycles.**
- ◆ **Parents are reluctant to send their children because children are earning Rs.50/- to Rs.100/- per day.**
- ◆ **Teachers are not making proper use of teaching manuals**
- ◆ **Toilets were in very poor condition and were not in some blocks**

5. Action taken by States on quarterly monitoring reports:

## Summary of the monitoring reports

### State: Uttar Pradesh -2

1. Name of the Monitoring Institution:

Govind Ballab Pant Social Science Institute of Allahabad.

2. Number of Districts allocated:

18

3. Period from which quarterly monitoring reports received:

1. Quarter ending December, 2003.

2. Quarter ending June, 2004.

4. Important Observations:

1. Quarter ending December, 2003.

**District/s Monitored: Jaunpur and Allahabad**

**The Monitoring institution has not given any observation** but monitoring institution has visited two primary schools and one upper primary schools in the districts of Jaunpur and Allahabad and done the following exercise for 1 to 7 items and given report.

1. Marks obtained and category of schools
2. Summary of the Rating of SSA school
3. Grant releases and utilization at Primary and Upper Primary schools
4. Rating SSA School
5. Class, Gender and cast-wise enrolment, attendance and Gap
6. Teachers profile, enrollment gap, attendance of the day of visit,
7. Basic facility available in primary school

2. Quarter ending June, 2004.

**District/s Monitored: Azamgarh and Maharjganj**

**The Monitoring institution has not given any observation** but monitoring institution has visited two primary schools and one upper primary schools in the districts of Jaunpur and Allahabad and done the following exercise for 1 to 6 items and given report.

1. Marks obtained and category of schools
2. Summary of the Rating of SSA school
3. Grant releases and utilization at Primary and Upper Primary schools
4. Rating SSA School
5. Class, Gender and cast-wise enrolment, attendance and Gap
6. Teachers profile, enrollment gap, attendance of the day of visit,
7. Basic facility available in primary school

5. Action taken by States on quarterly monitoring reports:

## Summary of the monitoring reports

### State: Uttar Pradesh 3

1. Name of the Monitoring Institution:

**Centre of advanced development research, lucknow.**

2. Number of Districts allocated:

20

3. Period from which quarterly monitoring reports received:

1. Quarter ending September, 2003.

2. Quarter ending March, 2004 (Aligarh District).

3. Quarter ending March, 2004 (Eatwah District)

4. Quarter ending July, 2004.

4. Important Observations:

1. Quarter ending September, 2003.

District/s Monitored: Auraiya

- ◆ **The building is in dangerous condition not done repair because it not fall under Ambedkar village.**
- ◆ **Heavy dropouts.**
- ◆ **No funds during 2002-2003.**
- ◆ **No contribution from RCS.**
- ◆ **Honorarium of shiksha mitra has not so far been paid.**
- ◆ **TA bill are still pending.**

2. Quarter ending March, 2004 (Aligarh District)

District/s Monitored: Aligarh

- ◆ **No electric connections.**
- ◆ **No boundary walls.**
- ◆ **Toilets cannot be said to useable.**
- ◆ **100% attendance only during distribution of food grains and scholarships.**
- ◆ **BRC office is miserable.**
- ◆ **Children are going to private schools because private school have more better facilities than government schools.**
- ◆ **Inadequacy of teachers**

3. Quarter ending March, 2004 (Eatwah District).

District/s Monitored: Eatwah

- **Attendance is not satisfactory.**
- **Science kit were kept hapazard manner.**
- **Handpump and toilets are unusable.**
- **Several vacancies of teacher were laying vacant.**
- **Budget for maintaining of repair of school building, school level grant, teaching learning material is very low.**

4. Quarter ending June, 2004

District/s Monitored: Kanpur Nagar

- ◆ **In some primary schools there is no boundary of the school,**
- ◆ **there is no separate toilets for girls,**
- ◆ **No electricity in the schools.**

5. Action taken by States on quarterly monitoring reports:

## **Summary of the monitoring reports**

**State: Uttar Pradesh 4**

1. Name of the Monitoring Institution:

**Lucknow University, Lucknow .**

**(It is new institute in place of Indian Institute of Management , Lucknow)**

2. Number of Districts allocated:

15

3. Period from which quarterly monitoring reports received:

-----

4. Important Observations:

-----

**5. Action taken by States on quarterly monitoring reports**

## Summary of the monitoring reports

State: Uttaranchal

1. Name of the Monitoring Institution:

**National Institute of Administrative Research (NIAR), Mussorie.**

2. Number of Districts allocated:

13

3. Period from which quarterly monitoring reports received:

1. Quarter ending June, 2003.

2. Quarter ending September, 2003.

4. Important Observations:

1. Quarter ending June, 2003.

District/s Monitored: Haridwar and Dehradun

- ◆ **Civil work is taken in a big way but progress on construction is very slow.**
- ◆ **16% children walk more than one kilometre.**
- ◆ **Enrolment of children is 97%.**
- ◆ **Community participation is required at planning proces.**
- ◆ **Need of co-ordination between Panchayatiraj department and education department.**

2. Quarter ending September, 2003.

District/s Monitored: Haridwar and Dehradun

- ◆ **DIET have major role.**
- ◆ **Civil work is taken in a big way but progress on construction is very slow.**
- ◆ **16% children walk more than one kilometre.**
- ◆ **Enrolment of children is 97%.**
- ◆ **Community participation is required at planning process.**
- ◆ **Need of co-ordination between Panchayati Raj department and education department.**

5. Action taken by States on quarterly monitoring reports:

## Summary of the monitoring reports

State: West Bengal-1

1. Name of the Monitoring Institution:

**Indian Institute of Management , Kolkatta.**

2. Number of Districts allocated:

10

3. Period from which quarterly monitoring reports received:

Quarterly monitoring reports not received.

4. Important Observations:

-----

5. Action taken by States on quarterly monitoring reports:

## Summary of the monitoring reports

State: West Bengal-2

1. Name of the Monitoring Institution:  
**Viswabharti University, Kolkata.**

2. Number of Districts allocated:  
10

3. Period from which quarterly monitoring reports received:  
1. Quarter ending December, 2003.

4. Important Observations:

District/s Monitored: Bankura and Purulia

- ◆ Schools that do not have school building or these schools buildings are in such a sorry state that these cannot be utilized.
- ◆ Lack of school Inspectors.
- ◆ Light arrangements are not proper.
- ◆ There is no explanation how the students passing out of the primary schools are being provided opportunity of getting into upper primary

5. Action taken by States on quarterly monitoring reports:



## Summary of the monitoring reports

### UT: ANDMAN & NICOBAR

1. Name of the Monitoring Institution:

**Indian Institute of Management, Kolkata**

2. Number of Districts allocated:

3. Period from which quarterly monitoring reports received:

1. Quarter ending March, 2004.

4. Important Observations:

- ◆ **Zones's success in enrolment.**
- ◆ **Cost of building permanent structure has gone up because of ban of Supreme Court on removal of sand from any part of island.**
- ◆ **100% enrolment.**
- ◆ **Audit report is satisfactory.**

5. Action taken by States on quarterly monitoring reports:

## Summer of the monitoring reports

### UT: Chandigarh

1. Name of the Monitoring Institution:

**Punjab University, Punjab**

2. Number of Districts allocated:

1

3. Period from which quarterly monitoring reports received:

1. Quarter ending June, 2004.

4. Important Observations:

1. Quarter ending June, 2004.

District/s Monitored: Not informed

- ◆ According to the teachers and parents Rs. 100/- per child sanctioned for books and stationary is not sufficient.
- ◆ 50% parents of these children don't want to send their children to school for such meager incentives. For them one earning hand is lost for no benefits.
- ◆ Something like midday meal must be provided in centres of EGS.
- ◆ Uniform for children should be different.
- ◆ Some financial assistance to teachers of regular school who are looking after these centres.
- ◆ Additional clerk or remuneration to school clerk who maintain the record of all financial matters.
- ◆ The coordinator should manage money matters/grants. For teachers of the school is an additional burden with no incentives.

5. Action taken by States on quarterly monitoring reports:

## Summary of the monitoring reports

### UT: DADRA & NAGAR HAVELI

1. Name of the Monitoring Institution:

**Indian Institute of Education, Pune.**

2. Number of Districts allocated:

1

3. Period from which quarterly monitoring reports received:

1. Quarter ending March, 2004.

4. Important Observations:

1. Quarter ending March, 2004.

District/s Monitored: Dadra and Nagar Haveli

- ◆ **Lack of administration will.**
- ◆ **Lack of proper supervision and regular monitoring of the implementation the programme.**
- ◆ **Participatory approach for both administration and community is need for SSA to success.**
- ◆ **Many students, especially girls have to discontinue their studies in the absence of access to higher classes in the vicinity of their habitations.**

5. Action taken by States on quarterly monitoring reports:

## Summary of the monitoring reports

### UT: DAMAN AND DIU

1. Name of the Monitoring Institution:

**MS University, Vadodra.**

2. Number of Districts allocated:

2

3. Period from which quarterly monitoring reports received:

Quarter monitoring reports not received.

4. Important Observations:

-----

5. Action taken by States on quarterly monitoring reports:

## Summary of the monitoring reports

### UT: DELHI

1. Name of the Monitoring Institution:

**Centre for Study of Developing Societies, Delhi.**

2. Number of Districts allocated:

2

3. Period from which quarterly monitoring reports received:

1. Quarter ending December, 2003.
2. Quarter ending March, 2004.

4. Important Observations:

**1. Quarter ending December, 2003.**

**District/s Monitored: South-West District**

- ◆ Delhi is non-DPEP state, SSA start up phase is slow.
- ◆ Less than 2% of the total sanctioned amount Rs.52 crores for the current financial year has been spent till December end.
- ◆ One of the reasons for slow start up and delay in implementation has been the multiplicity of agencies that control schools in Delhi and difficulties faced in coordination and management under SSA. There are three main agencies running state controlled schools in the schools in the state, Delhi Government, MCD and NDMC.
- ◆ The number of schools is the largest for MCD's followed by Delhi Government.
- ◆ Yet to position full implementation team at state and district levels.
- ◆ Overlap of roles- SPD and Executive Committee but change could help in smooth implementation.
- ◆ Number of out of school children is large in the state and they are mainly located in these so called slums.
- ◆ Good number of children (boys and girls) are employed with small hotels/workshops and live on the premises and are therefore usually not covered in household surveys.
- ◆ All Learning centres are being run by NGOs.
- ◆ Under SSA, the state is yet to start its interventions in schools.

**2. Quarter ending March, 2004.**

District/s Monitored:----

- ◆ **Monitoring Institution has submitted report without visiting field. Hence report is not considered as monitoring report.**

5. Action taken by States on quarterly monitoring reports:

**Summary of the monitoring reports  
UT: LAKSHADWEEP**

1. Name of the Monitoring Institution:

**Centre for Development Studies, Trivandrum.**

2. Number of Districts allocated:

1

3. Period from which quarterly monitoring reports received:

Quarterly monitoring reports not received.

4. Important Observations:

-----

5. Action taken by States on quarterly monitoring reports:

## Summary of the monitoring reports

### UT: PONDICHERY

1. Name of the Monitoring Institution:

**Pondichery University.**

2. Number of Districts allocated:

4

3. **Period from which quarterly monitoring reports received:**

Quarterly monitoring reports not received .

4. Important Observations:

-----

5. **Action taken by States on quarterly monitoring reports:**

## Mid-Day Meal Scheme

**National Programme of Nutritional Support to Primary Education** [commonly known as the **Mid-Day Meal Scheme**], which is a Centrally sponsored Scheme, was launched on 15<sup>th</sup> August, 1995. The programme originally covered children of primary stage (Classes I to V) in government, local body & government-aided schools, and was extended in October, 2002, to cover children studying in Education Guarantee Scheme (EGS) and Alternative & Innovative Education (AIE) Centres also.

### 2. Pattern of Central Assistance

Central assistance is provided to States under the programme by way of:-

- i) Free foodgrains through Food Corporation of India (FCI) [cost of which is reimbursed to it by the Ministry at BPL rate].
- ii) Subsidy for transport of foodgrains from nearest FCI Depot to the primary school – subject to a maximum of Rs.50 per Quintal.

2.1 Cost of converting foodgrains into cooked meal and other logistical arrangements are expected to be borne by the State Governments/Local Bodies. However, to enable States to implement the programme better, they have been permitted to meet certain requirements from various other Centrally assisted Schemes as follows:-

| Sl. No. | Purpose      | Scheme under which Central assistance is available  | Reference of relevant letter of Government of India  |
|---------|--------------|---|--|
| 1.      | Cooking Cost | Pradhan Mantri Gramodaya Yojana (PMGY)<br>[Minimum 15% ACA under this scheme to be earmarked for meeting cost of cooking] | i) Letter<br>No.P.12019/1/2003-RD dated 19.12.03 of Planning Commission addressed to all State Planning Secretaries.<br>ii) D.O.No.F.5-13/2003-NSPE (MDM) dated 26.12.03 from my predecessor addressed to all Chief Secretaries. |



| Sl. No. | Purpose                              | Scheme under which Central assistance is available   | Reference of relevant letter of Government of India  |
|---------|--------------------------------------|--|--|
| 2.      | Construction of Kitchen shed         | i) SGRY for rural areas<br>ii) SDP for urban slums<br>iii) SSA for new schools in non-slum urban areas | D.O.No.F.11-1/2001-NSPE (MDM) dated 14.8.03 from my predecessor addressed to all Chief Secretaries.  |
| 3.      | Drinking Water facilities in schools | i) Sarva Shiksha Abhiyan ARWSP & Swajaldhara Schemes of Deptt. of Drinking Water Supply                | i) D.O. letter No. F.14018/41/2003-TM(Stat) dated 9.5.2003 from Secretary, Deptt. of Drinking Water Supply, addressed to all Chief Secretaries.<br>ii) D.O. letters No. 25-2/2003-EE from former Joint Secretary (EF) dated 29.5.03 and 7.7.03 addressed to all State Education Secretaries. |

3. **Supreme Court's Order dated 28.11.01 and 20.4.04:**

Pursuant to the above Orders passed by Supreme Court in WP(C) 196/2001 [PUCL V/s. Union of India and Others], about 8.21 crore of a total 10.88 crore i.e. about 75% children are currently reported as being provided cooked mid-day meals. State-wise position of the status, as informed by States, is as follows:-

- **Full Implementation – 19 States**, [Andhra Pradesh, Chhattisgarh, Gujarat, Haryana, Himachal Pradesh, Karnataka, Kerala, Madhya Pradesh, Maharashtra, Meghalaya, Mizoram, Nagaland, Orissa, Rajasthan, Sikkim, Tamil Nadu, Tripura, Uttaranchal and Uttar Pradesh], and all 7 UTs.
- **Partial Implementation – 8 States** [Assam, Bihar, Goa, J&K, Jharkhand, Manipur, Punjab and West Bengal].
- **Only foodgrains being supplied – 1 State** [Arunachal Pradesh].

State-wise position of enrolment, offtake of foodgrains allocated, coverage of cooked mid-day meals, and responses received to HRM's letter dated 27.7.04 are given in Annex-1.

4. **HRM's letter dated 27.7.04 to Chief Ministers in the Wake of Kumbakonam Tragedy**

Soon after the Kumbakonam tragedy of 16<sup>th</sup> July, Minister for Human Resource Development had sent a letter dated 27.7.04 to all Chief Ministers regarding safety measures and hygiene-related precautions in the context of Mid Day Meals. A copy of HRM's letter is enclosed at Annex-2. Similar letters were also sent to UTs without legislature. Responses have so far been received from only Gujarat, Haryana, Nagaland, Rajasthan and West Bengal.

5. **Further Central assistance to States to meet Cooking Cost**

The question of giving further Central assistance to States to meet cooking cost is under active consideration of the Central Government. Decision will be conveyed as soon as it is taken. States which had not been able to universalize cooked meal programme by August have been specially apprised accordingly and requested to universalize serving of cooked meals forthwith – using PMGY funds as well as State Government's and Local Bodies' resources pending Central Government's decision.

6. **Problem Areas**

• **Coverage of cooked Mid-Day Meal Programme**

- Partial implementation: 8 States, namely, Assam, Bihar, Goa, J&K, Jharkhand, Manipur, Punjab and West Bengal are providing mid-day meals in select schools.
- Arunachal Pradesh is yet to start cooked Mid-Day Meal Programme.

These States need to universalize the programme without any further delay.

- **Lifting of foodgrains**

During 2003-04, the national average of lifting of foodgrains was 79.4%. Offtake percentage for Arunachal Pradesh, Bihar, Goa, Gujarat, J&K, Jharkhand, Karnataka, Nagaland, Punjab, Tamil Nadu, Chandigarh, Dadra & Nagar Haveli, and Delhi was below the national average. The matter was taken up with the States to improve the lifting.

During the current year, up to July, 18.4% of allocated foodgrains have been lifted. Offtake is below the national average in Goa (0%), Haryana (15%), J&K (0%), Jharkhand (9%), Maharashtra (16%), Orissa (16%), Punjab (12%), Rajasthan (15%), Tamil Nadu (15%), Uttar Pradesh (15%) and Delhi (11%).

These States need to improve lifting of foodgrains.

- **Non Furnishing of Lifting Figures**

Verified lifting figures are not being furnished by Arunachal Pradesh (April, 2003 onwards), Assam (November, 2002 onwards), Bihar (1999 onwards), Meghalaya (April, 2002 onwards), Mizoram (April, 2003 onwards), Nagaland (October, 2002 onwards), Punjab (October, 2003 onwards), Sikkim (April, 2002 onwards), Jharkhand (November, 2000 onwards) and Uttaranchal (April, 2002 onwards).

Lifting figures are required for settling FCI bills. Due to non-receipt of verified lifting figures, FCI bills amounting to Rs. 550 crore have become pending for payment. Above States have been requested a number of times to furnish the lifting figures in consultation with FCI.

- **Constitution of Coordination Committee**

As per the guidelines of the existing Scheme, supervision and monitoring of the programme is to be entrusted at village level, to the Village Education

Committee, and to Committees for this purpose at district and State level also. In this regard, States and UTs have been requested to constitute a Coordination Committee under the Chairmanship of Chief Secretary/Additional Chief Secretary/Development Commissioner to oversee the implementation of the programme in coordination with other line Departments.

So far eight States, namely, Assam, Chhattisgarh, Himachal Pradesh, Karnataka, Madhya Pradesh, Meghalaya, Maharashtra and Uttaranchal have intimated about the Constitution of the Coordination Committee. Other States and UTs may also constitute the same forthwith if not done yet.

**Annex-1**

State-wise number of children covered quantity of foodgrains allocated and status of coverage of cooked meal programme during 2004-05 (as on 15.9.04).

| Coverage of Cooked Meal Programme                  | S. No | State/UT                | Enrolment (in Lakhs) | Coverage of children under cooked meal programme (in %) | % offtake of allocated foodgrains |                          | Responses to HRM's letter dated 27.7.04 on Safety & Hygiene |
|--|-------|-------------------------|----------------------|---|-----------------------------------|--------------------------|---|
|  |       |                         |                      |   | 2003-04                           | 2004-05 (first 4 months) |   |
|  |       | 1                       | 2                    | 3   | 4                                 | 5                        | 6   |
| <b>Full Implementation</b>                         |       |                         |                      |   |                                   |                          |   |
|  | 1     | Andhra Pradesh          | 90.81                | 100   | 85                                | 20                       | Awaited   |
|  | 2     | Chhattisgarh            | 28.29                | 100   | 100                               | n.a.                     | Awaited   |
|  | 3     | Gujarat                 | 30.18                | 100   | 66                                | 16                       | Received  |
|  | 4     | Haryana                 | 16.28                | 100   | 91                                | 15                       | Received  |
|  | 5     | Himachal Pradesh        | 5.90                 | 100   | 97                                | 32                       | Awaited   |
|  | 6     | Karnataka               | 51.26                | 100   | 60                                | 22                       | Awaited   |
|  | 7     | Kerala                  | 21.16                | 100   | 100                               | 30                       | Awaited   |
|  | 8     | Madhya Pradesh          | 76.50                | 100   | 90                                | 19                       | Awaited   |
|  | 9     | Maharashtra             | 96.65                | 100   | 83                                | 16                       | Awaited   |
|  | 10    | Meghalaya               | 5.03                 | 100   | 91                                | 31                       | Awaited   |
|  | 11    | Mizoram                 | 0.96                 | 100   | 100                               | 20                       | Awaited   |
|  | 12    | Nagaland                | 1.74                 | 100   | 78                                | 44                       | Received  |
|  | 13    | Orissa                  | 51.51                | 100   | 92                                | 16                       | Awaited   |
|  | 14    | Rajasthan               | 76.62                | 100   | 81                                | 15                       | Received  |
|  | 15    | Sikkim                  | 0.84                 | 100   | 84                                | 30                       | Awaited   |
|  | 16    | Tamil Nadu              | 43.06                | 100   | 72                                | 15                       | Awaited   |
|  | 17    | Tripura                 | 4.58                 | 100   | 98                                | 29                       | Awaited   |
|  | 18    | Uttaranchal             | 8.11                 | 100   | 100                               | 19                       | Awaited   |
|  | 19    | Uttar Pradesh           | 169.97               | 100   | 83                                | 15                       | Awaited   |
|  | 20    | A&N Islands             | 0.35                 | 100   | 100                               | 9                        | Awaited   |
|  | 21    | Chandigarh              | 0.42                 | 100   | 20                                | 0                        | Awaited   |
|  | 22    | D & N Haveli            | 0.30                 | 100   | 28                                | 0                        | Awaited   |
|  | 23    | Daman & Diu             | 0.15                 | 100   | 100                               | 0                        | Awaited   |
|  | 24    | Delhi                   | 10.78                | 100   | 33                                | 11                       | Awaited   |
|  | 25    | Lakshadweep #           |                      |   |                                   |                          | Awaited   |
|  | 26    | Pondicherry             | 0.53                 | 100   | 89                                | 0                        | Awaited   |
| <b>Partial Implementation</b>                      |       |                         |                      |   |                                   |                          |   |
|  | 27    | Assam                   | 33.88                | 21.49   | 80                                | 22                       | Awaited   |
|  | 28    | Bihar                   | 97.92                | 4.54  | 70                                | 24                       | Awaited   |
|  | 29    | Goa                     | 0.68                 | 20.44   | 40                                | 0                        | Awaited   |
|  | 30    | J&K                     | 8.31                 | 9.99  | 3                                 | 0                        | Awaited   |
|  | 31    | Jharkhand               | 32.80                | 13.05   | 44                                | 9                        | Awaited   |
|  | 32    | Manipur                 | 3.06                 | N.A.  | 88                                | 39                       | Awaited   |
|  | 33    | Punjab                  | 14.99                | 11.61   | 52                                | 12                       | Awaited   |
|  | 34    | West Bengal             | 102.91               | 9.72  | 82                                | 29                       | Received  |
| <b>No Implementation (Distributing Foodgrains)</b> |       |                         |                      |   |                                   |                          |   |
|  | 35    | Arunachal Pradesh       | 1.78                 | 0.00  | 35                                | 19                       | Awaited   |
|  |       | <b>All India- Total</b> | <b>1088.31</b>       | <b>75.41</b>  | <b>79.4</b>                       | <b>18.4</b>              |   |

#R&S its own programme from UT budget

→ Shaded figures are below national average.

**Annex-2**

**D.O. No.6-14/2004-EE.5(MDM)**

**ARJUN SINGH**

MINISTER OF  
HUMAN RESOURCE DEVELOPMENT  
INDIA  
NEW DELH-110 001

**27 July, 2004**

Dear

The Kumbakonam tragedy of 16<sup>th</sup> July, has shaken the conscience of the nation.

2. Realisation of our goal of universal elementary education would remain a distant dream if we cannot ensure safety and well-being of the children in our schools. It is incumbent on us to make a national resolve to ensure health and safety of our school children so that such a tragedy is never allowed to be repeated. Needless to say, while adequate arrangements in this behalf are needed in all educational institutions, special care needs to be taken with regard to elementary schools where children are generally too young to properly look after themselves.

3. While health and safety of school-children require steps across a wide spectrum of areas, three areas, viz. Teacher orientation, School Buildings and Mid-Day-Meals require special attention. Some of the major points requiring action in these areas are:

**Teachers:**

All teachers need to be sensitised to their responsibility for the safety and well-being of their students during school hours, and curricular/co curricular activities. They also need to be equipped with adequate knowledge and wherewithal to protect their students in the events of emergencies.

**School Buildings:**

- (i) They should be free from inflammable and toxic materials. If storage of some inflammable material (e.g. fuel for cooking mid-day meal) is inevitable, they should be stored safely.
- (ii) The school should have adequate emergency exits.
- (iii) There should be adequate supply of water and sand for fire fighting purposes.

contd. 2

2 :

- (iv) School should have adequate supply of potable drinking water, with appropriate chlorination whenever necessary.

**Mid-Day Meal:**

- (i) Storage of foodgrains, and cooking and serving of meals should be done with strict regard to hygiene.
- (ii) Cooked meal should be tested by adults sufficiently prior to being served to children so that contamination, if any, is detected in time.

4 Above aspects would be adequately and regularly taken care of, only if there is a clear directive from the highest level in State Government followed up by regular monitoring which would translate into regular inspections and corrective steps at the field level. Wherever making arrangements of the above kind involve some expenditure, they can, in most cases, be met from the funds available under Sarva Shiksha Abhiyan for Civil Works and annual recurring school grants.

5 I would be most grateful if you could provide personal leadership and direction in ensuring health and safety of school-children in your State. It would also be a good idea to observe 16<sup>th</sup> July, every year, as "School Health and Safety Day" and to organize safety drills and various other activities on that day to inculcate appropriate health and safety culture among teachers and students.

6 We would appreciate being apprised of the action taken in your State in the light of this letter.

With regards,

Yours sincerely,

Sd/-  
(ARJUN SINGH)

To Chief Ministers of States



## Teacher Education Scheme

### Brief on Teacher Education Scheme

On the recommendation of the Working Group on Elementary and Adult Education for 10<sup>th</sup> Five Year Plan, a substantial revision has been effected in the Centrally Sponsored Scheme of Teacher Education for improvement in the quality of teacher education. Revised guidelines for implementation of the Teacher Education Scheme in the Xth Five Year Plan period were circulated to States/UTs in Jan., 2004. The revised Teacher Education Scheme for the Xth Plan period has the following objectives:-

- (i) Speedy completion of DIET/CTE/IASE/SCERT projects sanctioned but not completed up to the end of the IXth Plan period.
- (ii) Making DIETs, CTEs, IASEs sanctioned (& SCERTs strengthened) upto the IXth Plan period, optimally functional and operational.
- (iii) Sanction and implementation of fresh DIET/CTE/IASE/SCERT projects to the extent necessary.
- (iv) Improvement in the quality of programmes to be undertaken by DIETs, etc.- especially those of pre-service and in-service training, so as to enable them to effectively play their nodal role of improving quality of elementary & secondary education in their respective jurisdiction, as measured in terms of levels of learner achievements.

2. States are required to formulate Proposals for Central assistance as per Xth Plan guidelines, based on their actual needs in two phases. In the first phase, plans upto March 2005, are to be prepared and in the second phase detailed plans for the remaining two years of the Xth Plan. Central assistance for Teacher Education would be based on these plans to be approved by the Teacher Education Approval Board and would be conditional on the States putting in place appropriate reforms such as recruitment & placement policies of teacher educators. At the National Level, a Teacher Education Approval Board headed by Secretary (EE&L) would be the authority for approving States proposals under the Scheme.

498 DIETs, 86 CTEs and 38 IASEs had been sanctioned upto 31.3.2004 under the Scheme. State-wise details of DIETs/CTEs/IASEs/Strengthening of SCERTs is annexed as *Annex I*, and detailed State-wise progress of implementation of Scheme is given in *Annex II*.

### 3. Issues

- Teacher Education Institutions especially DIETs are not optionally functional due to non-filling up of posts by the States. In most States percentage of vacant academic posts is more than 50%.
- Many of the States have not yet created a separate cadre for DIETs and are yet to frame separate recruitment rules for teacher education institutions.
- Most of the States have not sent utilisation certificate for non-recurring grant released to them even after utilisation of the grant.
- In-service Teacher Training Programme are not being conducted at the desired level by majority of institutions. Programme grants released to most of the States remain unutilized. In February, 2004, ad-hoc grant for in-service programmes was released to most States /UTs **Annex III**. Status of utilisation of this grant has not been reported and would be discussed in the Review Meeting.
- In the case of many States, though first instalment of non-recurring grant (for civil works & equipment) was sanctioned for certain DIETs/CTEs/IASEs projects several years ago (in some cases more than 10 years ago), but they have yet to claim II<sup>nd</sup> instalment after reporting 75% utilisation of I<sup>st</sup> instalment. Details of such States (viz. J&K, Gujarat, Maharashtra, Orissa, Bihar, Jharkhand, West Bengal, Assam and Madhya Pradesh), where number of such projects is high, are attached as **Annex IV**. Some of these States have not even asked for carry forward of the unspent amount for utilisation during subsequent years. They need to speed up utilisation of I<sup>st</sup> instalment (obtaining carry forward permission, wherever not taken yet), and claim II<sup>nd</sup> instalment of Central assistance at the earliest.
- Revised guidelines for the Teacher Education Scheme under the Xth Plan were circulated to States on 12.1.2004 with the request to send their Perspective Plans and SPBs by 30.1.2004. Subsequent to this the States were reminded on 12.4.2004 for the above documents & also to send a one-time Status report in a three-part proforma on implementation of the DIET component of the Teacher Education Scheme & Half Yearly Progress Report. Reminders were also issued on 4.6.2004 & 6.8.2004.

Almost all States are defaulting in sending half-yearly progress reports. Some States have sent their Perspective Plans & SPBs as well as one time Status Report but the same is awaited from a majority of the States. A statement showing the Status of receipt of Perspective Plans & SPBs & one time Status Report is reflected in Annex-V. Defaulting States need to send their progress and status report latest by 1<sup>st</sup> Oct., 2004, failing which it may not be possible to release to them assistance on the requisite scale this year.

## Annex.I

**State / Union Territory wise number of DIETs, CTEs and IASEs sanctioned,  
and position regarding strengthening of SCERTs  
As on 1.1.2004**

| S. No. | Name of State / UT        | No. of Distts | Number sanctioned DIETs |     |       | No. Sanctioned |       |       | Whether strengthening of SCERT sanctioned |
|--------|---------------------------|---------------|-------------------------|-----|-------|----------------|-------|-------|---|
|        |                           |               | Upgraded                | New | Total | CTEs           | IASEs | Total |   |
| 36.    | Andhra Pradesh            | 23            | 23                      | -   | 23    | 4              | 10    | 14    | Yes                                       |
| 37.    | Arunachal Pradesh         | 15            | 1                       | 10  | 11    | 0              | 0     | 0     | -   |
| 38.    | Assam                     | 23            | 12                      | 7   | 19    | 10             | 0     | 10    | Yes                                       |
| 39.    | Bihar                     | 37            | 24                      | -   | 24    | 4              | -     | 4     | -   |
| 40.    | Chhattisgarh              | 16            | 7                       | -   | 7     | 1              | 1     | 1     | -   |
| 41.    | Goa                       | 2             | 1                       | -   | 1     | 0              | 0     | 0     | -   |
| 42.    | Gujarat                   | 25            | 16                      | 7   | 23    | 7              | 4     | 11    | -   |
| 43.    | Haryana                   | 19            | 12                      | 5   | 17    | 0              | 1     | 1     | Yes                                       |
| 44.    | Himachal Pradesh          | 12            | 2                       | 10  | 12    | 1              | 0     | 1     | Yes                                       |
| 45.    | Jammu & Kashmir           | 14            | 10                      | 4   | 14    | 2              | 0     | 2     | Yes                                       |
| 46.    | Jharkhand                 | 22            | 10                      | -   | 10    | 1              | -     | 1     | -   |
| 47.    | Karnataka                 | 27            | 16                      | 4   | 20    | 10             | 1     | 11    | Yes                                       |
| 48.    | Kerala                    | 14            | 13                      | 1   | 14    | 3              | 1     | 4     | Yes                                       |
| 49.    | Madhya Pradesh            | 45            | 33                      | 5   | 38    | 6              | 2     | 9     | Yes                                       |
| 50.    | Maharashtra               | 35            | 25                      | 5   | 30    | 4              | 1     | 5     | Yes                                       |
| 51.    | Manipur                   | 9             | 2                       | 6   | 8     | 1              | 0     | 1     | Yes                                       |
| 52.    | Meghalaya                 | 7             | 3                       | 4   | 7     | 2              | 0     | 2     | Yes                                       |
| 53.    | Mizoram                   | 8             | 8                       | -   | 8     | 1              | 0     | 1     | Yes                                       |
| 54.    | Nagaland                  | 8             | 2                       | 4   | 6     | 1              | 0     | 1     | Yes                                       |
| 55.    | Orissa                    | 30            | 13                      | 4   | 17    | 6              | 3     | 9     | Yes                                       |
| 56.    | Punjab                    | 17            | 10                      | 7   | 17    | 2              | 1     | 3     | -   |
| 57.    | Rajasthan                 | 32            | 22                      | 8   | 30    | 7              | 4     | 11    | Yes                                       |
| 58.    | Sikkim                    | 4             | 1                       | 2   | 3     | 0              | 0     | 0     | -   |
| 59.    | Tamil Nadu                | 30            | 14                      | 15  | 29    | 5              | 2     | 7     | Yes                                       |
| 60.    | Tripura                   | 4             | 2                       | 2   | 4     | 1              | 0     | 1     | Yes                                       |
| 61.    | Uttar Pradesh             | 70            | 54                      | 16  | 70    | 3              | 3     | 6     | Yes                                       |
| 62.    | Uttaranchal               | 13            | 8                       | 2   | 10    | -              | -     | 0     | -   |
| 63.    | West Bengal               | 18            | 13                      | 3   | 16    | 4              | 2     | 6     | Yes                                       |
| 64.    | Andaman & Nicobar Islands | 2             | 1                       | -   | 1     | 0              | 0     | 0     | -   |
| 65.    | Delhi                     | 9             | 1                       | 6   | 7     | 0              | 2     | 2     | Yes                                       |
| 66.    | Pondicherry               | 4             | -                       | 1   | 1     | 0              | 0     | 0     | -   |
| 67.    | Lakshadweep               | 1             | -                       | 1   | 1     | 0              | 0     | 0     | -   |
| 68.    | Daman & Diu               | 2             | -                       | -   | 0     | -              | -     | 0     | -   |
| 69.    | Dadra & Nagar Haveli      | 1             | -                       | -   | 0     | -              | -     | 0     | -   |
| 70.    | Chandigarh                | 1             | -                       | -   | 0     | -              | -     | 0     | -   |
|        |                           | 599           | 359                     | 139 | 498   | 86             | 38    | 124   | -   |

**Andhra Pradesh**  
**Progress of Scheme of Teacher Education : DIETs**

| State          | No. of Distts as on 1.4.02 | DIETs            |                |          |           | Out of 6, No. for which both instts. released | Out of 7, No. for which UCs for full amount received | Amt. of Programme Grant sought by State per DIET for 03-04 | Whether recruitment rules framed | No. of Academic posts sanctioned by State per DIET | Academic Posts filled up |    | Period for which last QPR received | Issues   |
|----------------|----------------------------|------------------|----------------|----------|-----------|---|--|--|----------------------------------|--|--------------------------|----|------------------------------------|--|
|                |                            | Year of sanction | No. sanctioned |          |           |   |  |  |                                  |  | As on                    | %  |                                    |  |
| 1              | 2                          | 3                | 4              | 5        | 6         | 7   | 8  | 9  | 10                               | 11   | 12                       | 13 | 14                                 | 15   |
| Andhra Pradesh | 23                         | 1987-88          | 9              | -        | 9         | 9   | --   | Nil  | No                               | NA   | NA                       | NA | March 2000                         | 1. Programme grant not claimed.<br>2. QPR not regular.<br>3. Recruitment rules not framed.<br>4. Information regarding academic posts not available. |
|                |                            | 1988-89          | 8              | -        | 8         | 8   | --   |  |                                  |  |                          |    |                                    |  |
|                |                            | 1989-90          | 6              | -        | 6         | 6   | --   |  |                                  |  |                          |    |                                    |  |
|                |                            | <b>Total</b>     | <b>23</b>      | <b>-</b> | <b>23</b> | <b>23</b>                                     | <b>--</b>  |  |                                  |  |                          |    |                                    |  |

**Andhra Pradesh**  
**Progress of Scheme of Teacher Education: CTEs/IASEs**

| State<br>(with No.<br>of Distts<br>as on<br>1.4.02) | Type of<br>Institute | No. for<br>which<br>entitled<br>as per<br>X plan<br>guide-<br>lines | Sanctions    |               | Out of 5,<br>No. for<br>which both<br>instalments<br>released | Out of 6,<br>No. for<br>which<br>UCs for<br>full<br>amount<br>received | Amount<br>of pro-<br>gramme<br>grant<br>sought<br>by State<br>for 2003-<br>04 per<br>institute | No. of<br>extra<br>posts<br>sanction-<br>ed by<br>State<br>Govt per<br>institute | Academic Posts<br>filled up |    | Period<br>for<br>which<br>last<br>QPR<br>receive<br>d | Issues   |
|---|----------------------|---|--------------|---------------|---|--|--|--|-----------------------------|----|---|--|
|   |                      |   | Year         | Institut<br>e |   |  |  |  | As on                       | %  |   |  |
| 1   | 2                    | 3   | 4            | 5             | 6   | 7  | 8  | 9  | 10                          | 11 | 12  | 13   |
| Andhra<br>Pradesh<br>(23)                           | CTEs<br>4            | 8   | 1992-93      | 3             | 1   | -  | -  | -  | -                           | -  | March<br>2000   | 1. QPR not regular.<br>2. Programme grant<br>not claimed.<br>3. Details of<br>academic posts<br>sanctioned/filled up<br>not available. |
|   |                      |   | 1996-97      | 1             | -   | -  | -  | -  | -                           |    |   |  |
|   |                      |   | <b>Total</b> | <b>4</b>      | <b>1</b>  | -  | -  | -  | -                           |    |   |  |
|   | IASEs<br>10          | 2   | 1992-93      | 4             | 4   | -  | -  | -  | -                           | -  |   |  |
|   |                      |   | 1995-96      | 6             | 3   | -  | -  | -  | -                           |    |   |  |
|   |                      |   | <b>Total</b> | <b>10</b>     | <b>7</b>  | -  | -  | -  | -                           |    |   |  |

**Name of CTEs:**

- 1 Govt. College of Education, Nagarjunsagar
2. Govt. College of Education, Warangal
3. Govt. College of Education, Mehboob Nagar
4. College of Education, Andhra Mahila Sabha, Hyderabad

**Name of IASEs:**

1. Govt. Compreh. College of Education, Kurnool, 2. Govt. Compreh. College of Education, Rajahmundry, 3. Govt. Compreh. College of Education, Hyderabad 4. Govt. Compreh. College of Education, Nellore, 5. Deptt. of Education Rashtriya Sanskrit vidyapeetha, Tirupati, Chittoor 6. University College of Education, Ormani University, Hyderabad 7. Deptt. of Education, Sri Venkateswara University, Tirupati, Chittoor 8. Department of Education, Sri Padmavathi Mahila Visvavidyalayam, Tirupati, Chittoor, 9. Department of Education, Kakatiya University, Warangal, 10. Department of education, College of Arts, Commerce, Andhra University, Visakhapatnam-53003

**Andhra Pradesh**  
**Progress of Scheme of Teacher Education: (i) SCERTs (ii) Proposals under Revised Guidelines**

| State          | Details of sanction of Central assistance for strengthening of SCERT |                          |                              | Status of provision of matching share by State Govt. | Status of receipt of UC of Central assistance | Issues                                    | Status of Receipt of Perspective Plan & SPB as per X Plan Guidelines |
|----------------|--|--------------------------|------------------------------|--|---|---|--|
|                | Year of sanction   | Purpose                  | Amount sanctioned & released |  |   |   |  |
| 1              | 2  | 3                        | 4                            | 5  | 6   | 7   | 8  |
| Andhra Pradesh | 1995   | Civil Work and Equipment | Rs.25.00 lakh                | Rs.25.00 lakh  | Not received                                  | UC for non-recurring grant not submitted. | SPB & Perspective Plan not received                                  |

**Arunachal Pradesh**  
**Progress of Scheme of Teacher Education : DIETs**

| State             | No. of Distts as on 1.4.02 | DIETs            |                |           | Out of 6, No. for which both instts. released | Out of 7, No. for which UCs for full amount received | Amt. of Programme Grant sought by State per DIET for 03-04 | Whether recruitment rules framed | No. of Academic posts sanctioned by State per DIET | Academic Posts filled up |               | Period for which last QPR received | Issues   |  |
|-------------------|----------------------------|------------------|----------------|-----------|---|--|--|----------------------------------|--|--------------------------|---------------|------------------------------------|----------|--|
|                   |                            | Year of sanction | No. sanctioned |           |   |  |  |                                  |  | As on                    | %             |                                    |          |  |
|                   |                            |                  | Up-graded      | New       |   |  |  |                                  |  |                          |               |                                    |          | Total  |
| 1                 | 2                          | 3                | 4              | 5         | 6   | 7  | 8  | 9                                | 10   | 11                       | 12            | 13                                 | 14       | 15   |
| Arunachal Pradesh | 11                         | 1987-88          | 11             | 10        | 11  | 9  | --   | Not claimed                      | No information                                     | Not available            | Not available | Not available                      | Not sent | 1. QPR not regular.<br>2. Programme grant not claimed.<br>3. Details of academic posts sanctioned/filled up not available. |
|                   |                            | 1988-89          | 1              | -         | -   | -  | -  |                                  |  |                          |               |                                    |          |  |
|                   |                            | 1995-96          | -              | 10        | -   | 11   | -  |                                  |  |                          |               |                                    |          |  |
|                   |                            | <b>Total</b>     | <b>12</b>      | <b>20</b> | <b>11</b>                                     | <b>20</b>  | <b>--</b>  |                                  |  |                          |               |                                    |          |  |





**Assam**  
**Progress of Scheme of Teacher Education : DIETs**

| State | No. of Distts as on 1.4.02 | DIETs            |                |   | Out of 6, No. for which both insitts released | Out of 7, No. for which UCs for full amount received | Amt. of Programme Grant sought by State per DIET for 03-04 | Whether recruitment rules framed | No. of Academic posts sanctioned by State per DIET | % of Academic Posts filled up |               | Period for which last QPR received | Issues   |   |
|-------|----------------------------|------------------|----------------|---|---|--|--|----------------------------------|--|-------------------------------|---------------|------------------------------------|----------|---|
|       |                            | Year of sanction | No. sanctioned |   |   |  |  |                                  |  | As on                         | %             |                                    |          |   |
| 1     | 2                          | 3                | 4              | 5 | 6   | 7  | 8  | 9                                | 10   | 11                            | 12            | 13                                 | 14       | 15  |
| Assam | 23                         | 87-88            | 6              | - | 6   | 6  | -  | 89.00                            | No information                                     | Not available                 | Not available | Not available                      | Not sent | 1. Programme grant asked On lower side.<br>2. QPR not sent.<br>3. UC DIETs not received |
|       |                            | 88-89            | 6              | - | 6   | 5  | -  |                                  |  |                               |               |                                    |          |   |
|       |                            | 93-94            | -              | 7 | 7   | -  | -  |                                  |  |                               |               |                                    |          |   |
|       |                            | Total            | 12             | 7 | 19  | 11   | -  |                                  |  |                               |               |                                    |          |   |

Assam

**Progress of Scheme of Teacher Education: CTEs/IASEs**

| State<br>(with No. of<br>Distts as on<br>1.4.02) | Type of<br>Institute | No. for<br>which<br>entitled<br>as per<br>X plan<br>guide-<br>lines | Sanctions |               | Out of 5,<br>No. for<br>which both<br>instalments<br>released | Out of<br>6, No.<br>for<br>which<br>amount<br>received | Amount<br>of pro-<br>gramme<br>grant<br>sought<br>by State<br>for 2003-<br>04 per<br>institute | No. of<br>extra<br>posts<br>sanction-<br>ed by<br>State<br>Govt. per<br>institute | % of academic<br>posts filled up |                  | Period for<br>which last<br>QPR<br>received | Issues   |
|--|----------------------|---|-----------|---------------|---|--|--|---|----------------------------------|------------------|---|--|
|  |                      |   | Year      | Institu-<br>e |   |  |  |   | As oh                            | %                |   |  |
| 1  | 2                    | 3   | 4         | 5             | 6   | 7  | 8  | 9   | 10                               | 11               | 12  | 13   |
| <b>Assam<br/>23</b>                              | CTE                  | 8   | 1988-89   | 3             | 3   | NA   | Not<br>asked   | Not<br>available  | Not<br>available                 | Not<br>available | QPR not<br>received                         | 1. No claim received for<br>recurring grant 2003-04.<br>2. No programme grant asked .<br>3. QPR not sent.<br>4. Details of new posts created<br>and filled up, not sent.<br>5. Progress of civil work not<br>reported. |
|  |                      |   | 1992-93   | 4             | -   |  |  |   |                                  |                  |   |  |
| 1995-96  | 3                    | -   |           |               |   |  |  |   |                                  |                  |   |  |
| <b>Total</b>                                     | <b>10</b>            | <b>3</b>  |           |               |   |  |  |   |                                  |                  |   |  |
| IASE   | 2                    | --  | --        | --            | --  | --   | --   | --  | --                               | --               |   |  |

**Name of CTEs**

1. Post Graduate Training College, Jorhat Kokrajhar
2. Post Graduate Training College, Dibrugarh
3. Deptt. of Education, Dibrugarh University, Dibrugarh
4. Govt. BT College, Goalpara
5. Govt. Training College, Tezpur
6. Govt. Training College, Silchar
7. Govt. Training College, Mengaldai
8. B.Ed. College, Nalbari
9. B.Ed. College, Golaghad
10. Nagaon Shikshan Mahavidyalaya, Nagaon

**Assam**  
**Progress of Scheme of Teacher Education: (i) SCERTs (ii) Proposals under Revised Guidelines**

| State        | Details of sanction of Central assistance for strengthening of SCERT |             |                              | Status of provision of matching share by State Govt. | Status of receipt of UC of Central assistance | Issues | Status of Receipt of Perspective Plan & SPB as per X Plan Guidelines |
|--------------|--|-------------|------------------------------|--|---|--------|--|
|              | Year of sanction   | Purpose     | Amount sanctioned & released |  |   |        |  |
| 1            | 2  | 3           | 4                            | 5  | 6   | 7      | 8  |
| <b>Assam</b> | 1999-2000  | CW & Equip. | 23.50 Lakh                   | --   | UC received for Rs.20.50 lakh                 | --     | Received.  |

**Bihar**  
**Progress of Scheme of Teacher Education : DIETs**

| State | No. of Distts as on 1.4.02 | DIETs            |                |          |           | Out of 6, No. for which both instts. released | Out of 7, No. for which UCs for full amount received | Amt. of Programme Grant sought by State per DIET for 03-04 | Whether recruitment rules framed | No. of Academic posts sanctioned by State per DIET | % of Academic Posts filled up |               | Period for which last QPR received | Issues   |
|-------|----------------------------|------------------|----------------|----------|-----------|---|--|--|----------------------------------|--|-------------------------------|---------------|------------------------------------|--|
|       |                            | Year of sanction | No. sanctioned |          |           |   |  |  |                                  |  | As on                         | %             |                                    |  |
|       |                            |                  | Up-graded      | New      | Total     |   |  |  |                                  |  |                               |               |                                    |  |
| 1     | 2                          | 3                | 4              | 5        | 6         | 7   | 8  | 9  | 10                               | 11   | 12                            | 13            | 14                                 | 15   |
| Bihar | 37                         | 1991-92          | 6              | -        | 6         | 1   | --   | No claim   | Not known                        | Not available                                      | Not available                 | Not available | Not sent                           | 1. Programme grant not asked hence in-service trainings etc. not undertaken<br>2. QPR not sent.<br>3. UC for 7 DIETs for which both instalment released, not received. No claim for release of 2 <sup>nd</sup> instalment for other DIETs. |
|       |                            | 1992-93          | 12             | -        | 12        | 6   | --   |  |                                  |  |                               |               |                                    |  |
|       |                            | 1993-94          | -              | 6        | 6         | -   | --   |  |                                  |  |                               |               |                                    |  |
|       |                            | <b>Total</b>     | <b>18</b>      | <b>6</b> | <b>24</b> | <b>7</b>                                      | <b>--</b>  |  |                                  |  |                               |               |                                    |  |

**Bihar**  
**Progress of Scheme of Teacher Education: CTEs/IASEs**

| State<br>(with No.<br>of Distts<br>as on<br>1.4.02) | Type of<br>Institute | No. for<br>which<br>entitled<br>as per<br>X plan<br>guide-<br>lines | Sanctions          |               | Out of 5,<br>No. for<br>which both<br>instalments<br>released | Out of<br>6, No.<br>for<br>which<br>UCs for<br>full<br>amount<br>receive<br>d | Amount<br>of pro-<br>gramme<br>grant<br>sought<br>by State<br>for 2003-<br>04 per<br>institute | No. of<br>extra<br>posts<br>sanction-<br>ed by<br>State<br>Govt. per<br>institute | % of academic<br>posts filled up |                  | Period<br>for<br>which<br>last<br>QPR<br>receive<br>d | Issues   |
|---|----------------------|---|--------------------|---------------|---|---|--|---|----------------------------------|------------------|---|--|
|   |                      |   | Year               | Institut<br>e |   |   |  |   | As on                            | %                |   |  |
| 1   | 2                    | 3   | 4                  | 5             | 6   | 7   | 8  | 9   | 10                               | 11               | 12  | 13   |
| <b>Bihar<br/>(37)</b>                               | CTE                  | 12  | 1991-92<br>1992-93 | 1<br>2        | --<br>--  | --<br>--  | No claim   | Not<br>available  | Not<br>available                 | Not<br>available | Never<br>sent.  | 1. No claim received<br>for recurring grant<br>2003-04.<br>2. No programme<br>grant asked.<br>3. QPR not sent.<br>4. Details of new<br>posts created and<br>filled up, not sent.<br>5. Progress of civil<br>work not reported. |
|   |                      |   | <b>Total</b>       | <b>3</b>      | --  | --  |  |   |                                  |                  |   |  |
|   | IASE                 | 2   | Nil                | --            | --  | --  | --   | --  | --                               | --               |   |  |

**Name of CTEs:-**

1. CTE, Bhagalpur
2. CTE, Muzzafarpur
3. CTE, Samastipur
4. CTE, Chhapra
5. CTE, Ranchi

**Bihar****Progress of Scheme of Teacher Education: (i) SCERTs (ii) Proposals under Revised Guidelines**

| State        | Details of sanction of Central assistance for strengtnening of SCERT |         |                              | Status of provision of matching share by State Govt. | Status of receipt of UC of Central assistance | Issues | Status of Receipt of Perspective Plan & SPB as per X Plan Guidelines |
|--------------|--|---------|------------------------------|--|---|--------|--|
|              | Year of sanction   | Purpose | Amount sanctioned & released |  |   |        |  |
| 1            | 2  | 3       | 4                            | 5  | 6   | 7      | 8  |
| <b>Bihar</b> | No grant   | --      | --                           | --   | --  | -      | SPB and Perspective Plan not sent.                                   |

**Chhattisgarh**  
**Progress of Scheme of Teacher Education : DIETs**

| State        | No. of Distts as on 1.4.02 | DIETs            |                |          |          | Out of 6, No. for which both instts. released | Out of 7, No. for which UCs for full amount received | Amt. of Programme Grant sought by State per DIET for 03-04 | Whether recruitment rules framed | No. of Academic posts sanctioned by State per DIET | Academic Posts filled up |    | Period for which last QPR received | Issues   |
|--------------|----------------------------|------------------|----------------|----------|----------|---|--|--|----------------------------------|--|--------------------------|----|------------------------------------|--|
|              |                            | Year of sanction | No. sanctioned |          |          |   |  |  |                                  |  | As on                    | %  |                                    |  |
|              |                            |                  | Up-graded      | New      | Total    |   |  |  |                                  |  |                          |    |                                    |  |
| 1            | 2                          | 3                | 4              | 5        | 6        | 7   | 8  | 9  | 10                               | 11   | 12                       | 13 | 14                                 | 15   |
| Chhattisgarh | 16                         | 1987-88          | 6              | -        | 6        | 6   | 6  | Rs.1.40 lakh   | No                               | NA   | NA                       | NA | No QPR                             | 1. QPR not sent.<br>2. Recruitment rules not framed.<br>3. Programme grant asked is on lower side.<br>4. Details of academic posts sanctioned/filled up not available. |
|              |                            | 1988-89          | 1              | -        | 1        | 1   | 1  |  |                                  |  |                          |    |                                    |  |
|              |                            | <b>Total</b>     | <b>7</b>       | <b>-</b> | <b>7</b> | <b>7</b>                                      | <b>7</b>   |  |                                  |  |                          |    |                                    |  |

**Chhattisgarh**  
**Progress of Scheme of Teacher Education: CTEs/IASEs**

| State<br>(with No. of<br>Distts as on<br>1.4.02) | Type of<br>Institute | No. for<br>which<br>entitled<br>as per<br>X plan<br>guide-<br>lines | Sanctions |              | Out of 5,<br>No. for<br>which both<br>instalments<br>released | Out of<br>6, No.<br>for<br>which<br>UCs for<br>full<br>amount<br>received | Amount<br>of pro-<br>gramme<br>grant<br>sought<br>by State<br>for 2003-<br>04 per<br>institute | No. of<br>extra<br>posts<br>sanction-<br>ed by<br>State<br>Govt. per<br>institute | % of academic<br>posts filled up |    | Period<br>for<br>which<br>last<br>QPR<br>received | Issues   |
|--|----------------------|---|-----------|--------------|---|---|--|---|----------------------------------|----|---|--|
|  |                      |   | Year      | Institute    |   |   |  |   | As on                            | %  |   |  |
| 1  | 2                    | 3   | 4         | 5            | 6   | 7   | 8  | 9   | 10                               | 11 | 12  | 13   |
| Chhattisgarh<br>(16)                             | CTE<br>1             | 5   | 1992-93   | Raipur       | 1   | 1   | Rs.1.00<br>lakh  | NA  | NA                               | NA | No QPR  | 1. Programme grant<br>claimed is on lower<br>side.<br>2. Details of<br>academic posts<br>sanctioned/filled up,<br>not submitted.<br>3. QPR not<br>submitted. |
|  | IASE<br>1            | 1   | 1992-93   | Bilas<br>Pur | 1   | 1   | Rs.2.00<br>lakh  | NA  | NA                               | NA |   |  |

Name of CTEs: 1. Government College of Education, Raipur

Name of IASEs: 1. Government college of Education, Bilaspur



**Chhattisgarh**

**Progress of Scheme of Teacher Education: (i) SCERTs (ii) Proposals under Revised Guidelines**

| State        | Details of sanction of Central assistance for strengthening of SCERT |         |                              | Status of provision of matching share by State Govt. | Status of receipt of UC of Central assistance | Issues | Status of Receipt of Perspective Plan & SPB as per X Plan Guidelines |
|--------------|--|---------|------------------------------|--|---|--------|--|
|              | Year of sanction   | Purpose | Amount sanctioned & released |  |   |        |  |
| 1            | 2  | 3       | 4                            | 5  | 6   | 7      | 8  |
| Chhattisgarh | --   | --      | --                           | --   | --  | --     | SPB and Perspective Plan received.                                   |

Goa  
**Progress of Scheme of Teacher Education : DIETs**

| State | No. of Distts as on 1.4.02 | DIETs            |                |     |       | Out of 6, No. for which both instts. released | Out of 7, No. for which UCs for full amount received | Amt. of Programme Grant sought by State per DIET for 03-04 | Whether recruitment rules framed | No. of Academic posts sanctioned by State per DIET | Academic Posts filled up |    | Period for which last QPR received | Issues   |
|-------|----------------------------|------------------|----------------|-----|-------|---|--|--|----------------------------------|--|--------------------------|----|------------------------------------|--|
|       |                            | Year of sanction | No. sanctioned |     |       |   |  |  |                                  |  | As on                    | %  |                                    |  |
|       |                            |                  | Up-graded      | New | Total |   |  |  |                                  |  |                          |    |                                    |  |
| 1     | 2                          | 3                | 4              | 5   | 6     | 7   | 8  | 9  | 10                               | 11   | 12                       | 13 | 14                                 | 15   |
| Goa   | 2                          | 1989-90          | 1              | -   | 1     | 1   | 1  | Rs.55,000/-  | NA                               | NA   | NA                       | NA | Not Received                       | 1. QPR not sent.<br>2. Recruitment rules not framed.<br>3. Programme grant asked is on lower side.<br>4. Details of academic posts sanctioned/filled up not available. |

**Goa**  
**Progress of Scheme of Teacher Education : CTEs/IASEs**

| State<br>(with No.<br>of Distts<br>as on<br>1.4.02) | Type of<br>Institute | No. for<br>whic,1<br>entitled<br>as per<br>X plan<br>guide-<br>lines | Sanctions |           | Out of<br>5, No.<br>for<br>which<br>both<br>instal-<br>ments<br>release<br>d | Out of 6,<br>No. for<br>which UCs<br>for full<br>amount<br>received | Amount<br>of pro-<br>gramme<br>grant<br>sought<br>by State<br>for 2003-<br>04 per<br>institute | No. of<br>extra<br>posts<br>sanction-<br>ed by<br>State<br>Govt. per<br>institute | Academic Posts<br>filled up |    | Period for<br>which last<br>QPR<br>received | Issues |
|---|----------------------|--|-----------|-----------|--|---|--|---|-----------------------------|----|---|--------|
|   |                      |  | Year      | Institute |  |   |  |   | As on                       | %  |   |        |
| 1   | 2                    | 3  | 4         | 5         | 6  | 7   | 8  | 9   | 10                          | 11 | 12  | 13     |
| Goa<br>(2)  | CTE                  | 1  | --        | --        | --   | --  | --   | --  | --                          | -- | --  | --     |
|   | IASE                 | --   | --        | --        | --   | --  | --   | --  | --                          | -- | --  | --     |

**Progress of Scheme of Teacher Education: (i) SCERTs (ii) Proposals under Revised Guidelines**

| State | Details of sanction of Central<br>assistance for strengthening of<br>SCERT |         |                                    | Status of provision<br>of matching share<br>by State Govt. | Status of receipt of<br>UC of Central<br>assistance | Issues | Status of Receipt of<br>Perspective Plan &<br>SPB as per X Plan<br>Guidelines |
|-------|--|---------|------------------------------------|--|---|--------|---|
|       | Year of<br>sanction  | Purpose | Amount<br>sanctioned<br>& released |  |   |        |   |
| 1     | 2  | 3       | 4                                  | 5  | 6   | 7      | 8   |
| Goa   | --   | --      | --                                 | --   | --  | --     | SPB and Perspective<br>Plan not received.                                     |

**Gujarat**  
**Progress of Scheme of Teacher Education : DIETs**

| State   | No. of Distts as on 1.4.02 | DIETs            |                |          |           | Out of 6, No. for which both instts. released | Out of 7, No. for which UCs for full amount received | Amt. of Programme Grant sought by State per DIET for 03-04 | Whether recruitment rules framed | No. of Academic posts sanctioned by State per DIET | Academic Posts filled up |    | Period for which last QPR received | Issues  |
|---------|----------------------------|------------------|----------------|----------|-----------|---|--|--|----------------------------------|--|--------------------------|----|------------------------------------|---|
|         |                            | Year of sanction | No. sanctioned |          |           |   |  |  |                                  |  | As on                    | %  |                                    |   |
|         |                            |                  | Up-graded      | New      | Total     |   |  |  |                                  |  |                          |    |                                    |   |
| 1       | 2                          | 3                | 4              | 5        | 6         | 7   | 8  | 9  | 10                               | 11   | 12                       | 13 | 14                                 | 15  |
| Gujarat | 25                         | 1987-88          | 12             | 1        | 13        | 10  | 10   | Rs.12.00 Lakh  | yes                              | NA   | NA                       | NA | Dec. 2001                          | 1. Programme grant asked for is on lower side.<br>2. QPR not regular. |
|         |                            | 1992-93          | 4              | -        | 4         | -   | -  |  |                                  |  |                          |    |                                    |   |
|         |                            | 1994-95          | -              | 2        | 2         | 2   | 2  |  |                                  |  |                          |    |                                    |   |
|         |                            | 2001-02          | -              | 4        | 4         | -   | -  |  |                                  |  |                          |    |                                    |   |
|         |                            | <b>Total</b>     | <b>16</b>      | <b>7</b> | <b>23</b> | <b>12</b>                                     | <b>12</b>  |  |                                  |  |                          |    |                                    |   |

**Gujarat**  
**Progress of Scheme of Teacher Education : CTEs/IASEs**

| State<br>(with No.<br>of Distts<br>as on<br>1.4.02) | Type of<br>Institute | No. for<br>which<br>entitled<br>as per<br>X plan<br>guide-<br>lines | Sanctions    |           | Out of<br>5, No.<br>for<br>which<br>both<br>instal-<br>ments<br>release<br>d | Out of 6,<br>No. for<br>which UCs<br>for full<br>amount<br>received | Amount of pro-<br>gramme<br>grant<br>sought<br>by State<br>for 2003-<br>04 per<br>institute | No. of<br>extra<br>posts<br>sanction-<br>ed by<br>State<br>Govt. per<br>institute | Academic Posts<br>filled up |    | Period<br>for<br>which<br>last<br>QPR<br>receive<br>d | Issues   |
|---|----------------------|---|--------------|-----------|--|---|---|---|-----------------------------|----|---|--|
|   |                      |   | Year         | Institute |  |   |   |   | As on                       | %  |   |  |
| 1   | 2                    | 3   | 4            | 5         | 6  | 7   | 8   | 9   | 10                          | 11 | 12  | 13   |
| Gujarat<br>(25)                                     | CTEs<br>7            | 8   | 1987-88      | 2         | 2  | 2   | Rs.4.4<br>lakh  | NA  | NA                          | NA | Dec.<br>2001  | 1. Programme grant<br>asked for is on lower<br>side.<br>2. UC for 1st<br>instalment for 3<br>CTEs, sanctioned in<br>2000-01, not<br>submitted. |
|   |                      |   | 1988-89      | 2         | 2  | 2   |   |   |                             |    |   |  |
|   |                      |   | 2000-01      | 3         | -  | -   |   |   |                             |    |   |  |
|   |                      |   | <b>Total</b> | <b>7</b>  | <b>4</b>   | <b>4</b>  |   |   |                             |    |   |  |
|   | IASEs<br>4           | 2   | 1987-88      | 1         | 1  | 1   | ---   | NA  | NA                          | NA |   |  |
|   |                      |   | 1993-94      | 1         | 1  | 1   |   |   |                             |    |   |  |
|   |                      |   | 2000-01      | 2         | 2  | 2   |   |   |                             |    |   |  |
|   |                      |   | <b>Total</b> | <b>4</b>  | <b>4</b>   | <b>4</b>  |   |   |                             |    |   |  |

Name of CTEs: 1. B.D.S.C.E., Modasa, District Sabarkantha  
2. M.B.P.C.E., S.P. University, V.V. Nagar, Kheda  
3. A.G.T. College, Ahmedabad  
4. Shri R. Shikshan Mahavidyalaya, Bilimore  
5. N.T. Choksi College of Education, Surat  
6. L.N.K. College of Education, Patan  
7. Shri G.H. Sangh Shikshan Mahavidyalaya, Bhavnagar

Name of IASEs: 1. Ramba G.T.C., Porbandhar Distt. Junagarh  
2. Shikshan Mahavidyalaya of Gujarat Vidyapeeth  
3. Deptt. of Education, M.S. University of Baroda  
4. H.M. Patel Institute of English Trg. & Research Vidyalaya, Vallabh



**Haryana**  
**Progress of Scheme of Teacher Education : DIETs**

| State          | No. of Distts as on 1.4.02 | DIETs            |                |           | Out of 6, No. for which both instts. released | Out of 7, No. for which UCs for full amount received | Amt. of Programme Grant sought by State per DIET for 03-04 | Whether recruitment rules framed | No. of Academic posts sanctioned by State per DIET | Academic Posts filled up |    | Period for which last QPR received | Issues    |  |
|----------------|----------------------------|------------------|----------------|-----------|---|--|--|----------------------------------|--|--------------------------|----|------------------------------------|-----------|--|
|                |                            | Year of sanction | No. sanctioned |           |   |  |  |                                  |  | As on                    | %  |                                    |           |  |
| 1              | 2                          | 3                | 4              | 5         | 6   | 7  | 8  | 9                                | 10   | 11                       | 12 | 13                                 | 14        | 15   |
| <b>Haryana</b> | 19                         | 1987-88          | --             | 8         | 8   | 8  | 8  | Rs.1.25 lakh                     | No   | NA                       | NA | NA                                 | Dec. 2001 | 1. Programme grant asked is on lower side.<br>2. Details of academic posts sanctioned/filled up not available. |
|                |                            | 1992-93          | --             | 4         | 4   | 3  | 3  |                                  |  |                          |    |                                    |           |  |
|                |                            | 20002-2003       | --             | 5         | 5   | --   | --   |                                  |  |                          |    |                                    |           |  |
|                |                            | <b>Total</b>     |                | <b>17</b> | <b>17</b>                                     | <b>11</b>  | <b>11</b>  |                                  |  |                          |    |                                    |           |  |

**Haryana**

**Progress of Scheme of Teacher Education: CTEs/IASEs**

| State<br>(with No.<br>of Distts<br>as on<br>1.4.02) | Type of<br>Institute | No. for<br>which<br>entitled<br>as per<br>X plan<br>guide-<br>lines | Sanctions |           | Out of 5,<br>No. for<br>which both<br>instalments<br>released | Out of<br>6, No.<br>for<br>which<br>UCs for<br>full<br>amount<br>receive<br>d | Amount of<br>pro-<br>gramme<br>grant<br>sought<br>by State<br>for 2003-<br>04 per<br>institute | No. of<br>extra<br>posts<br>sanction-<br>ed by<br>State<br>Govt. per<br>institute | Academic Posts<br>filled up |    | Period<br>for<br>which<br>last<br>QPR<br>receiv<br>ed | Issues   |
|---|----------------------|---|-----------|-----------|---|---|--|---|-----------------------------|----|---|--|
|   |                      |   | Year      | Institute |   |   |  |   | As on                       | %  |   |  |
| 1   | 2                    | 3   | 4         | 5         | 6   | 7   | 8  | 9   | 10                          | 11 | 12  | 13   |
| <b>Haryana</b>                                      | CTEs                 | 6   | --        |           | --  | --  | No claim   | NA  | NA                          | NA | Sept.<br>2001   | 1.Programme grant<br>not claimed.<br>2.Details of<br>academic posts<br>sanctioned/filled up,<br>not submitted.<br>3.QPR not regular. |
| <b>19</b>   | IASEs<br>1           | 1   | 2001-02   | 1         | 1   | --  | No claim   | NA  | NA                          | NA |   |  |

**Name of IASEs: Sohan Lal DAV Teacher Trg. College, Ambala.**



**Haryana**

**Progress of Scheme of Teacher Education: (i) SCERTs (ii) Proposals under Revised Guidelines**

| State                 | Details of sanction of Central assistance for strengthening of SCERT |            |                              | Status of provision of matching share by State Govt. | Status of receipt of UC of Central assistance | Issues   | Status of Receipt of Perspective Plan & SPB as per X Plan Guidelines |
|-----------------------|--|------------|------------------------------|--|---|--|--|
|                       | Year of sanction   | Purpose    | Amount sanctioned & released |  |   |  |  |
| 1                     | 2  | 3          | 4                            | 5  | 6   | 7  | 8  |
| <b><u>Haryana</u></b> | 1995-96  | Civil Work | Rs.25 lakh                   | Not received   | Rs. 50 Lakh                                   | UC for 2 <sup>nd</sup> instalment not received | No   |
|                       | 2003-04  | Civil Work | Rs. 25 lakh                  |  |   |  |  |

**Himachal Pradesh**  
**Progress of Scheme of Teacher Education : DIETs**

| State                   | No. of Distts as on 1.4.02 | DIETs            |                |           |           | Out of 6, No. for which both instts. released | Out of 7, No. for which UCs for full amount received | Amt. of Programme Grant sought by State per DIET for 03-04 | Whether recruitment rules framed | No. of Academic posts sanctioned by State per DIET | Academic Posts filled up |    | Period for which last QPR received | Issues  |
|-------------------------|----------------------------|------------------|----------------|-----------|-----------|---|--|--|----------------------------------|--|--------------------------|----|------------------------------------|---|
|                         |                            | Year of sanction | No. sanctioned |           |           |   |  |  |                                  |  | As on                    | %  |                                    |   |
| 1                       | 2                          | 3                | 4              | 5         | 6         | 7   | 8  | 9  | 10                               | 11   | 12                       | 13 | 14                                 | 15  |
| <b>Himachal Pradesh</b> | 12                         | 88-89            | 2              | 2         | 4         | 4   | 4  | Rs.8.32 lakh   | No                               | NA   | NA                       | NA | Dec. 2001                          | 1. Details of academic posts sanctioned/filled up not available.<br>2. Recruitment rules not framed |
|                         |                            | 93-94            | --             | 2         | 2         | 2   | 2  |  |                                  |  |                          |    |                                    |   |
|                         |                            | 94-95            | --             | 5         | 5         | 5   | 5  |  |                                  |  |                          |    |                                    |   |
|                         |                            | 96-97            | --             | 1         | 1         | 1   | 1  |  |                                  |  |                          |    |                                    |   |
|                         |                            | <b>Total</b>     | <b>2</b>       | <b>10</b> | <b>12</b> | <b>12</b>                                     | <b>12</b>  |  |                                  |  |                          |    |                                    |   |

**Himachal Pradesh**

**Progress of Scheme of Teacher Education: CTEs/IASEs**

| State<br>(with No.<br>of Distts<br>as on<br>1.4.02) | Type of<br>Institute | No. for<br>which<br>entitled<br>as per<br>X plan<br>guide-<br>lines | Sanctions |           | Out of 5;<br>No. for<br>which both<br>instalments<br>released | Out of<br>6, No.<br>for<br>which<br>UCs for<br>full<br>amount<br>received | Amount<br>of pro-<br>gramme<br>grant<br>sought<br>by State<br>for 2003-<br>04 per<br>institute | No. of<br>extra<br>posts<br>sanction-<br>ed by<br>State<br>Govt. per<br>institute | Academic Posts<br>filled up |    | Period<br>for<br>which<br>last<br>QPR<br>receive<br>d | Issues   |
|---|----------------------|---|-----------|-----------|---|---|--|---|-----------------------------|----|---|--|
|   |                      |   | Year      | Institute |   |   |  |   | As on                       | %  |   |  |
| 1   | 2                    | 3   | 4         | 5         | 6   | 7   | 8  | 9   | 10                          | 11 | 12  | 13   |
| <b>Himach<br/>al<br/>Pradesh<br/>12</b>             | CTEs<br>1            | 4   | 1992-93   | 1         | 1   | --  | No claim   | NA  | NA                          | NA | Dec.<br>2001  | 1. Programme grant<br>not claimed.<br>2. Details of<br>academic posts<br>sanctioned/filled up,<br>not submitted.<br>3. QPR not regular.<br>4. UC for first<br>instalment not<br>received |
|   | IASEs<br>0           | 1   | --        | --        | --  | --  | --   | --  | --                          | -- |   |  |

Name of CTE: Govt. B.Ed. Collego, Dharmashala.

**Himachal Pradesh**  
**Progress of Scheme of Teacher Education : DIETs**

| State                          | No. of Distts as on 1.4.02 | DIETs            |                |           |           | Out of 6, No. for which both instts. released | Out of 7, No. for which UCs for full amount received | Amt. of Programme Grant sought by State per DIET for 03-04 | Whether recruitment rules framed | No. of Academic posts sanctioned by State per DIET | Academic Posts filled up |    | Period for which last QPR received | Issues  |
|--------------------------------|----------------------------|------------------|----------------|-----------|-----------|---|--|--|----------------------------------|--|--------------------------|----|------------------------------------|---|
|                                |                            | Year of sanction | No. sanctioned |           |           |   |  |  |                                  |  | As on                    | %  |                                    |   |
|                                |                            |                  | Up-graded      | New       | Total     |   |  |  |                                  |  |                          |    |                                    |   |
| 1                              | 2                          | 3                | 4              | 5         | 6         | 7   | 8  | 9  | 10                               | 11   | 12                       | 13 | 14                                 | 15  |
| <b><u>Himachal Pradesh</u></b> | 12                         | 88-89            | 2              | 2         | 4         | 4   | 4  | Rs.8.32 lakh   | No                               | NA   | NA                       | NA | Dec. 2001                          | 1. Details of academic posts sanctioned/filled up not available.<br>2. Recruitment rules not framed |
|                                |                            | 93-94            | --             | 2         | 2         | 2   | 2  |  |                                  |  |                          |    |                                    |   |
|                                |                            | 94-95            | --             | 5         | 5         | 5   | 5  |  |                                  |  |                          |    |                                    |   |
|                                |                            | 96-97            | --             | 1         | 1         | 1   | 1  |  |                                  |  |                          |    |                                    |   |
|                                |                            | <b>Total</b>     | <b>2</b>       | <b>10</b> | <b>12</b> | <b>12</b>                                     | <b>12</b>  |  |                                  |  |                          |    |                                    |   |

**Himachal Pradesh**

**Progress of Scheme of Teacher Education: CTEs/IASEs**

| State<br>(with No.<br>of Distts<br>as on<br>1.4.02) | Type of<br>Institute | No. for<br>which<br>entitled<br>as per<br>X plan<br>guide-<br>lines | Sanctions |           | Out of 5,<br>No. for<br>which both<br>instalments<br>released | Ou of<br>6, No.<br>for<br>which<br>full<br>amount<br>receiv<br>ed | Amount<br>of pro-<br>gramme<br>grant<br>sought<br>by State<br>for 2003-<br>04 per<br>institute | No. of<br>extra<br>posts<br>sanction-<br>ed by<br>State<br>Govt. per<br>institute | Academic Posts<br>filled up |    | Period<br>for<br>which<br>last<br>QPR<br>receiv<br>ed | Issues   |
|---|----------------------|---|-----------|-----------|---|---|--|---|-----------------------------|----|---|--|
|   |                      |   | Year      | Institute |   |   |  |   | As on                       | %  |   |  |
| 1   | 2                    | 3   | 4         | 5         | 6   | 7   | 8  | 9   | 10                          | 11 | 12  | 13   |
| <b>Himach<br/>al<br/>Pradesh<br/>12</b>             | CTEs                 | 4   | 1992-93   | 1         | 1   | --  | No claim   | NA  | NA                          | NA | Dec.<br>2001  | 1. Programme grant<br>not claimed.<br>2. Details of<br>academic posts<br>sanctioned/filled up,<br>not submitted.<br>3. QPR not regular.<br>4. UC for first<br>instalment not<br>received |
|   | IASEs<br>0           | 1   | --        | --        | --  | --  | --   | --  | --                          | -- |   |  |

Name of CTE: Govt. B.Ed. College, Dharmashala.

**Jammu & Kashmir**  
**Progress of Scheme of Teacher Education: CTEs/IASEs**

| State<br>(with No.<br>of Distts<br>as on<br>1.4.02) | Type of<br>Institute | No. for<br>which<br>entitled<br>as per<br>X plan<br>guide-<br>lines | Sanctions |           | Out of 5,<br>No. for<br>which both<br>instalments<br>released | Out of<br>6, No.<br>for<br>which<br>UCs for<br>full<br>amount<br>receive<br>d | Amount<br>of pro-<br>gramme<br>grant<br>sought<br>by State<br>for 2003-<br>04 per<br>institute | No. of<br>extra<br>posts<br>sanction-<br>ed by<br>State<br>Govt. per<br>institute | Academic Posts<br>filled up |    | Period<br>for<br>which<br>last<br>QPR<br>receiv<br>ed | Issues  |
|---|----------------------|---|-----------|-----------|---|---|--|---|-----------------------------|----|---|---|
|   |                      |   | Year      | Institute |   |   |  |   | As on                       | %  |   |   |
| 1   | 2                    | 3   | 4         | 5         | 6   | 7   | 8  | 9   | 10                          | 11 | 12  | 13  |
| <b>Jammu<br/>&amp;<br/>Kashmir</b>                  | CTEs<br>2            | 5   | 95-96     | 2         | 2   | --  | No claim   | NA  | NA                          | NA | --  | 1. Programme grant<br>not claimed.<br>2. Details of<br>academic posts<br>sanctioned/filled up,<br>not submitted.<br>3. QPR not regular. |
| 14  | IASEs<br>0           | 1   |           |           |   |   |  |   |                             |    |   |   |

Name of CTEs: 1. Govt. College of Education, Jammu  
2. Govt. College of Education, Srinagar

**Jammu & Kashmir**

**Progress of Scheme of Teacher Education: (i) State Institute of Education (ii) Proposals under Revised Guidelines**

| State                      | Details of sanction of Central assistance for strengthening of SCERT |                          |                              | Status of provision of matching share by State Govt. | Status of receipt of UC of Central assistance  | Issues   | Status of Receipt of Perspective Plan & SPB as per X Plan Guidelines |
|----------------------------|--|--------------------------|------------------------------|--|--|--|--|
|                            | Year of sanction   | Purpose                  | Amount sanctioned & released |  |  |  |  |
| 1                          | 2  | 3                        | 4                            | 5  | 6  | 7  | 8  |
| <b>Jammu &amp; Kashmir</b> | SIE, Jammu<br>1996-97<br>2001-02                                     | Civil Work<br>Civil Work | Rs.25 lakh<br>Rs. 25 Lakh    | Received   | UC for 2 <sup>nd</sup> instalment not received | UC for 2 <sup>nd</sup> instalment not received | Not submitted  |
|                            | SIE, Srinagar<br>1996-97<br>2001=02                                  | Civil Work<br>Civil Work | Rs. 25 lakh<br>Rs. 25 lakh   |  |  |  |  |
|                            | <b>Total</b>   |                          | <b>Rs. 1 crore</b>           |  |  |  |  |

**Jammu & Kashmir**  
**Progress of Scheme of Teacher Education: CTEs/IASEs**

| State<br>(with No.<br>of Distts<br>as on<br>1.4.02) | Type of<br>Institute | No. for<br>which<br>entitled<br>as per<br>X plan<br>guide-<br>lines | Sanctions |           | Out of 5,<br>No. for<br>which both<br>instalments<br>released | Out of<br>6, No.<br>for<br>which<br>UCs for<br>full<br>amount<br>received | Amount<br>of pro-<br>gramme<br>grant<br>sought<br>by State<br>for 2003-<br>04 per<br>institute | No. of<br>extra<br>posts<br>sanction-<br>ed by<br>State<br>Govt. per<br>institute | Academic Posts<br>filled up |    | Period<br>for<br>which<br>last<br>QPR<br>received | Issues   |
|---|----------------------|---|-----------|-----------|---|---|--|---|-----------------------------|----|---|--|
|   |                      |   | Year      | Institute |   |   |  |   | As on                       | %  |   |  |
| 1   | 2                    | 3   | 4         | 5         | 6   | 7   | 8  | 9   | 10                          | 11 | 12  | 13   |
| <b>Jammu<br/>&amp;<br/>Kashmir</b>                  | CTEs                 | 5   | 95-96     | 2         | 2   | --  | No claim   | NA  | NA                          | NA | --  | 1.Programme grant<br>not claimed.<br>2.Details of<br>academic posts<br>sanctioned/filled up,<br>not submitted.<br>3.QPR not regular. |
|   | IASEs<br>0           | 1   |           |           |   |   |  |   |                             |    |   |  |

**Name of CTEs: 1. Govt. College of Education, Jammu**

**2. Govt. College of Education, Srinagar**



**Jammu & Kashmir**

**Progress of Scheme of Teacher Education: (i) State Institute of Education (ii) Proposals under Revised Guidelines**

| State                      | Details of sanction of Central assistance for strengthening of SCERT |                          |                              | Status of provision of matching share by State Govt. | Status of receipt of UC of Central assistance  | Issues   | Status of Receipt of Perspective Plan & SPB as per X Plan Guidelines |
|----------------------------|--|--------------------------|------------------------------|--|--|--|--|
|                            | Year of sanction   | Purpose                  | Amount sanctioned & released |  |  |  |  |
| 1                          | 2  | 3                        | 4                            | 5  | 6  | 7  | 8  |
| <b>Jammu &amp; Kashmir</b> | SIE, Jammu<br>1996-97<br>2001-02                                     | Civil Work<br>Civil Work | Rs.25 lakh<br>Rs. 25 Lakh    | Received   | UC for 2 <sup>nd</sup> instalment not received | UC for 2 <sup>nd</sup> instalment not received | Not submitted  |
|                            | SIE, Srinagar<br>1996-97<br>2001=02                                  | Civil Work<br>Civil Work | Rs. 25 lakh<br>Rs. 25 lakh   |  |  |  |  |
|                            | <b>Total</b>   |                          | <b>Rs. 1 crore</b>           |  |  |  |  |

**Karnataka**  
**Progress of Scheme of Teacher Education : DIETs**

| State     | No. of Distts as on 1.4.02 | DIETs            |                |          |           | Out of 6, No. for which both instts. released | Out of 7, No. for which UCs for full amount received | Amt. of Programme Grant sought by State per DIET for 03-04 | Whether recruitment rules framed | No. of Academic posts sanctioned by State per DIET | Academic Posts filled up |    | Period for which last QPR received | Issues              |
|-----------|----------------------------|------------------|----------------|----------|-----------|---|--|--|----------------------------------|--|--------------------------|----|------------------------------------|---------------------|
|           |                            | Year of sanction | No. sanctioned |          |           |   |  |  |                                  |  | June, 2003               | %  |                                    |                     |
|           |                            |                  | Up-graded      | New      | Total     |   |  |  |                                  |  |                          |    |                                    |                     |
| 1         | 2                          | 3                | 4              | 5        | 6         | 7   | 8  | 9  | 10                               | 11   | 12                       | 13 | 14                                 | 15                  |
| Karnataka | 27                         | 1991-92          | 8              | -        | 8         | 8   | 8  | Rs.8.00 lakh   | Framed but not notified yet      | 507  | 471                      | 92 | June, 2003                         | 1. QPR not regular. |
|           |                            | 1992-93          | 8              | -        | 8         | 8   | 8  |  |                                  |  |                          |    |                                    |                     |
|           |                            | 1993-94          | -              | 4        | 4         | 2   | 2  |  |                                  |  |                          |    |                                    |                     |
|           |                            | <b>Total</b>     | <b>16</b>      | <b>4</b> | <b>20</b> | <b>16</b>                                     | <b>16</b>  |  |                                  |  |                          |    |                                    |                     |

**Karnataka**  
**Progress of Scheme of Teacher Education: CTEs/IASEs**

| State<br>(with No. of<br>Distts as on<br>1.4.02) | Type of<br>Institute | No. for<br>which<br>entitled<br>as per<br>X plan<br>guide-<br>lines | Sanctions                       |                  | Out of 5,<br>No. for<br>which both<br>instalments<br>released | Out of<br>6, No.<br>for<br>which<br>UCs for<br>full<br>amount<br>receive<br>d | Amount of pro-<br>gramme<br>grant<br>sought<br>by State<br>for 2003-<br>04 per<br>institute | No. of<br>extra<br>posts<br>sanction-<br>ed by<br>State<br>Govt. per<br>institute | % of academic<br>posts filled up |      | Period<br>for<br>which<br>last<br>QPR<br>receive<br>d | Issues   |
|--|----------------------|---|---------------------------------|------------------|---|---|---|---|----------------------------------|------|---|--|
|  |                      |   | Year                            | Institut<br>e    |   |   |   |   | As on                            | %    |   |  |
| 1  | 2                    | 3   | 4                               | 5                | 6   | 7   | 8   | 9   | 10                               | 11   | 12  | 13   |
| Karnataka<br>(27)                                | CTEs<br>10           | 9   | 1991-92<br>1995-96<br><br>Total | 6<br>4<br><br>10 | 6<br>4<br><br>10  | 6<br>4<br><br>10  | Rs.5.00<br>Lakh   | NA  | NA                               | NA   | June,<br>2003   | 1..Details of<br>academic posts<br>sanctioned/filled up<br>for CTEs, not<br>submitted.<br>2.QPR not regular.<br>3. All academic posts<br>not filled for IASEs. |
|  | IASEs<br>1           | 2   | 1995-96<br><br>Total            | 1<br><br>1       | 1<br><br>1  | 1<br><br>1  | Rs.5<br>Lakh  | 107   | 71                               | 66.3 |   |  |

- Name of CTEs:**
1. Govt. College of Education, Mysore
  2. Govt. College of Education, Belgaum
  3. Govt. College of Education, Gulbarga
  4. Govt. College of Education, Jamkhandi
  5. Govt. College of Education, Mangalore
  6. Govt. College of Education, Chatradurga
  7. MLMS College of Education, Chickmagalur
  8. Kotturwarni College of Education, Bellary
  9. Vijaya Teachers' College, Jayanagar, Bangalore (South Bangalore)
  10. MES Teachers' College, Mallaswaram, Bangalore (Bangalore Rural)

**Name of IASEs:** 1. R.V. Teachers' College, Bangalore

**Karnataka**  
**Progress of Scheme of Teacher Education : DIETs**

| State     | No. of Distts as on 1.4.02 | DIETs            |                |          | Out of 6, No. for which both instts. released | Out of 7, No. for which UCs for full amount received | Amt. of Programme Grant sought by State per DIET for 03-04 | Whether recruitment rules framed | No. of Academic posts sanctioned by State per DIET | Academic Posts filled up |     | Period for which last QPR received | Issues     |                     |
|-----------|----------------------------|------------------|----------------|----------|---|--|--|----------------------------------|--|--------------------------|-----|------------------------------------|------------|---------------------|
|           |                            | Year of sanction | No. sanctioned |          |   |  |  |                                  |  | June, 2003               | %   |                                    |            |                     |
| 1         | 2                          | 3                | 4              | 5        | 6   | 7  | 8  | 9                                | 10   | 11                       | 12  | 13                                 | 14         | 15                  |
| Karnataka | 27                         | 1991-92          | 8              | -        | 8   | 8  | 8  | Rs.8.00 lakh                     | Framed but not notified yet                        | 507                      | 471 | 92                                 | June, 2003 | 1. QPR not regular. |
|           |                            | 1992-93          | 8              | -        | 8   | 8  | 8  |                                  |  |                          |     |                                    |            |                     |
|           |                            | 1993-94          | -              | 4        | 4   | 2  | 2  |                                  |  |                          |     |                                    |            |                     |
|           |                            | <b>Total</b>     | <b>16</b>      | <b>4</b> | <b>20</b>                                     | <b>16</b>  | <b>16</b>  |                                  |  |                          |     |                                    |            |                     |

**Karnataka**  
**Progress of Scheme of Teacher Education: CTEs/IASEs**

| State<br>(with No. of<br>Distts as on<br>1.4.02) | Type of<br>Institute | No. for<br>which<br>entitled<br>as per<br>X plan<br>guide-<br>lines | Sanctions                              |                         | Out of 5,<br>No. for<br>which both<br>instalments<br>released | Out of<br>6, No.<br>or<br>which<br>UCs for<br>full<br>amount<br>received | Amount of<br>pro-<br>gramme<br>grant<br>sought<br>by State<br>for 2003-<br>04 per<br>institute | No. of<br>extra<br>posts<br>sanction-<br>ed by<br>State<br>Govt. per<br>institute | % of academic<br>posts filled up |      | Period<br>for<br>which<br>last<br>QPR<br>receiv-<br>ed | Issues   |
|--|----------------------|---|--|-------------------------|---|--|--|---|----------------------------------|------|--|--|
|  |                      |   | Year                                   | Institut<br>e           |   |  |  |   | As on                            | %    |  |  |
| 1  | 2                    | 3   | 4                                      | 5                       | 6   | 7  | 8  | 9   | 10                               | 11   | 12   | 13   |
| Karnataka<br>(27)                                | CTEs<br>10           | 9   | 1991-92<br>1995-96<br><br><b>Total</b> | 6<br>4<br><br><b>10</b> | 6<br>4<br><br><b>10</b>                                       | 6<br>4<br><br><b>10</b>  | Rs.5.00<br>Lakh  | NA  | NA                               | NA   | June,<br>2003  | 1..Details of<br>academic posts<br>sanctioned/filled up<br>for CTEs, not<br>submitted.<br>2.QPR not regular.<br>3. All academic posts<br>not filled for IASEs. |
|  | IASEs<br>1           | 2   | 1995-96<br><br><b>Total</b>            | 1<br><br><b>1</b>       | 1<br><br><b>1</b>   | 1<br><br><b>1</b>  | Rs.5<br>Lakh   | 107   | 71                               | 66.3 |  |  |

- Name of CTEs:**
1. Govt. College of Education, Mysore
  2. Govt. College of Education, Belgaum
  3. Govt. College of Education, Gulbarga
  4. Govt. College of Education, Jamkhandi
  5. Govt. College of Education, Mangalore
  6. Govt. College of Education, Chatradurga
  7. MLMS College of Education, Chickmagalur
  8. Kotturwami College of Education, Bellary
  9. Vijaya Teachers' College, Jayanagar, Bangalore (South Bangalore)
  10. MES Teachers' College, Mallaswaram, Bangalore (Bangalore Rural)

**Kerala**  
**Progress of Scheme of Teacher Education: CTEs/IASEs**

| State<br>(with No.<br>of Distts<br>as on<br>1.4.02) | Type of<br>Institute | No. for<br>which<br>entitled<br>as per X<br>plan<br>guide-<br>lines | Sanctions    |               | Out of 5,<br>No. for<br>which both<br>instalments<br>released | Out of<br>6, No.<br>for<br>which<br>UCs for<br>full<br>amount<br>receive<br>d | Amount of pro-<br>gramme<br>grant<br>sought<br>by State<br>for 2003-<br>04 per<br>institute | No. of<br>extra<br>posts<br>sanction-<br>ed by<br>State<br>Govt. per<br>institute | Academic Posts<br>filled up |    | Period for<br>which last<br>QPR<br>received | Issues   |
|---|----------------------|---|--------------|---------------|---|---|---|---|-----------------------------|----|---|--|
|   |                      |   | Year         | Institut<br>e |   |   |   |   | As on                       | %  |   |  |
| 1   | 2                    | 3   | 4            | 5             | 6   | 7   | 8   | 9   | 10                          | 11 | 12  | 13   |
| Kerala<br>(14)                                      | CTEs<br>3            | 5   | 1989-90      | 1             | 1   | --  | No<br>proposal<br>received  | NA  | NA                          | NA | Dec. 1999                                   | 1. Programme<br>grant not claimed.<br>2. QPR not regular.<br>3. UC for 2 <sup>nd</sup><br>instalment of<br>CTE/IASE not<br>submitted.<br>4. Details of<br>academic posts<br>sanctioned/filled up<br>not available. |
|   |                      |   | 1994-95      | 2             | 2   |   |   |   |                             |    |   |  |
|   |                      |   | <b>Total</b> | <b>3</b>      | <b>3</b>  |   |   |   |                             |    |   |  |
|   | IASEs<br>1           | 1   | 1989-90      | 1             | 1   | --  | No<br>proposal<br>received  | NA  | NA                          | NA |   |  |
|   |                      |   | <b>Total</b> | <b>1</b>      | <b>1</b>  |   |   |   |                             |    |   |  |

**Name of CTEs:** 1. Govt. Training College, Kozikode  
2. CTE, Tiruvananthapuram  
3. CTE, Thalassery

**Name of IASEs:** 1. Govt. Training College, Trichur

**Kerala**  
**Progress of Scheme of Teacher Education: (i) SCERTs (ii) Proposals under Revised Guidelines**

| State  | Details of sanction of Central assistance for strengthening of SCERT |            |                              | Status of provision of matching share by State Govt. | Status of receipt of UC of Central assistance | Issues   | Status of Receipt of Perspective Plan & SPB as per X Plan Guidelines |
|--------|--|------------|------------------------------|--|---|--|--|
|        | Year of sanction   | Purpose    | Amount sanctioned & released |  |   |  |  |
| 1      | 2  | 3          | 4                            | 5  | 6   | 7  | 8  |
| Kerala | 1995   | Civil Work | Rs.25.00 lakh                | Rs.25.00 lakh  | Received                                      | UC for 2 <sup>nd</sup> Instalment of non-recurring grant not received. | SPB & Perspective Plan not received.                                 |
|        | 1998   | Civil Work | Rs.25.00 lakh                | Rs.25.00 lakh  | Not received                                  |  |  |
|        |  | Total      | Rs.50.00 Lakh                | Rs.50.00 Lakh  |   |  |  |

**Kerala**  
**Progress of Scheme of Teacher Education: CTEs/IASEs**

| State<br>(with No.<br>of Distts<br>as on<br>1.4.02) | Type of<br>Institute | No. for<br>which<br>entitled<br>as per X<br>plan<br>guide-<br>lines | Sanctions                              |                 | Out of 5,<br>No. for<br>which both<br>instalments<br>released | Out of<br>6, No.<br>for<br>which<br>UCs for<br>full<br>amount<br>received | Amount<br>of pro-<br>gramme<br>grant<br>sought<br>by State<br>for 2003-<br>04 per<br>institute | No. of<br>extra<br>posts<br>sanction-<br>ed by<br>State<br>Govt. per<br>institute | Academic Posts<br>filled up |    | Period for<br>which last<br>QPR<br>received | Issues   |
|---|----------------------|---|--|-----------------|---|---|--|---|-----------------------------|----|---|--|
|   |                      |   | Year                                   | Institut<br>e   |   |   |  |   | As on                       | %  |   |  |
| 1   | 2                    | 3   | 4                                      | 5               | 6   | 7   | 8  | 9   | 10                          | 11 | 12  | 13   |
| Kerala<br>(14)                                      | CTEs<br>3            | 5   | 1989-90<br>1994-95<br><br><b>Total</b> | 1<br>2<br><br>3 | 1<br>2<br><br>3   | --  | No<br>proposal<br>received   | NA  | NA                          | NA | Dec. 1999                                   | 1. Programme<br>grant not claimed.<br>2. QPR not regular.<br>3. UC for 2 <sup>nd</sup><br>instalment of<br>CTE/IASE not<br>submitted.<br>4. Details of<br>academic posts<br>sanctioned/filled up<br>not available. |
|   | IASEs<br>1           | 1   | 1989-90<br><br><b>Total</b>            | 1<br><br>1      | 1<br><br>1  | --  | No<br>proposal<br>received   | NA  | NA                          | NA |   |  |

**Name of CTEs:** 1. Govt. Training College, Kozikode  
2. CTE, Tiruvananthapuram  
3. CTE, Thalasserry

**Name of IASEs:** 1. Govt. Training College, Trichur



**Kerala**

**Progress of Scheme of Teacher Education: (i) SCERTs (ii) Proposals under Revised Guidelines**

| State  | Details of sanction of Central assistance for strengthening of SCERT |            |                              | Status of provision of matching share by State Govt. | Status of receipt of UC of Central assistance | Issues   | Status of Receipt of Perspective Plan & SPB as per X Plan Guidelines |
|--------|--|------------|------------------------------|--|---|--|--|
|        | Year of sanction   | Purpose    | Amount sanctioned & released |  |   |  |  |
| 1      | 2  | 3          | 4                            | 5  | 6   | 7  | 8  |
| Kerala | 1995   | Civil Work | Rs.25.00 lakh                | Rs.25.00 lakh  | Received                                      | UC for 2 <sup>nd</sup> Instalment of non-recurring grant not received. | SPB & Perspective Plan not received.                                 |
|        | 1998   | Civil Work | Rs.25.00 lakh                | Rs.25.00 lakh  | Not received                                  |  |  |
|        |  | Total      | Rs.50.00 Lakh                | Rs.50.00 Lakh  |   |  |  |

**Madhya Pradesh**  
**Progress of Scheme of Teacher Education: (i) SCERTs (ii) Proposals under Revised Guidelines**

| State                 | Details of sanction of Central assistance for strengthening of SCERT |                      |                               | Status of provision of matching share by State Govt. | Status of receipt of UC of Central assistance | Issues | Status of Receipt of Perspective Plan & SPB as per X Plan Guidelines |
|-----------------------|--|----------------------|-------------------------------|--|---|--------|--|
|                       | Year of sanction   | Purpose              | Amount sanctioned & released  |  |   |        |  |
| 1                     | 2  | 3                    | 4                             | 5  | 6   | 7      | 8  |
| <b>Madhya Pradesh</b> | 1994   | Civil work Equipment | Rs 22.50 Lakh<br>Rs 2.50 Lakh | Rs 50.00 Lakh  | Received                                      | --     | submitted  |
|                       | 1996   | Civil work           | Rs.20.00 Lakh                 |  |   |        |  |
|                       | 1998   | Civil work           | Rs.5.00 Lakh                  |  |   |        |  |
|                       | <b>Total</b>   |                      | <b>Rs.50 Lakh</b>             |  |   |        |  |

**Maharashtra**  
**Progress of Scheme of Teacher Education : DIETs**

| State       | No. of Distts as on 1.4.02 | DIETs            |                |          |           | Out of 6, No. for which both instts. released | Out of 7, No. for which UCs for full amount received | Amt. of Programme Grant sought by State per DIET for 03-04 | Whether recruitment rules framed | No. of Academic posts sanctioned by State per DIET | Academic Posts filled up |    | Period for which last QPR received | Issues  |
|-------------|----------------------------|------------------|----------------|----------|-----------|---|--|--|----------------------------------|--|--------------------------|----|------------------------------------|---|
|             |                            | Year of sanction | No. sanctioned |          |           |   |  |  |                                  |  | As on                    | %  |                                    |   |
|             |                            |                  | Up-graded      | New      | Total     |   |  |  |                                  |  |                          |    |                                    |   |
| 1           | 2                          | 3                | 4              | 5        | 6         | 7   | 8  | 9  | 10                               | 11   | 12                       | 13 | 14                                 | 15  |
| Maharashtra | 35                         | 1988-89          | 10             | 1        | 11        | 9   | 9  | Rs. 1.40 lakh  | Yes                              | NA   | NA                       | NA | March 1999                         | 1. Programme grant asked is on lower side.<br>2. Details of academic posts sanctioned/filled up, not submitted.<br>3. Carry forward allowed upto 31.3.2005 for 12 DIETs.<br>4. Non-recurring grant sanctioned in 1988-89 to 1995-96 not utilised fully. |
|             |                            | 1994-95          | 4              | -        | 4         | 4   | 4  |  |                                  |  |                          |    |                                    |   |
|             |                            | 1995-96          | 11             | 4        | 15        | 3   | 3  |  |                                  |  |                          |    |                                    |   |
|             |                            | <b>Total</b>     | <b>25</b>      | <b>5</b> | <b>30</b> | <b>16</b>                                     | <b>16</b>  |  |                                  |  |                          |    |                                    |   |

**Madhya Pradesh**  
**Progress of Scheme of Teacher Education: (i) SCERTs (ii) Proposals under Revised Guidelines**

| State                 | Details of sanction of Central assistance for strengthening of SCERT |                         |                               | Status of provision of matching share by State Govt. | Status of receipt of UC of Central assistance | Issues | Status of Receipt of Perspective Plan & SPB as per X Plan Guidelines |
|-----------------------|--|-------------------------|-------------------------------|--|---|--------|--|
|                       | Year of sanction   | Purpose                 | Amount sanctioned & released  |  |   |        |  |
| 1                     | 2  | 3                       | 4                             | 5  | 6   | 7      | 8  |
| <b>Madhya Pradesh</b> | 1994   | Civil work<br>Equipment | Rs.22.50 Lakh<br>Rs.2.50 Lakh | Rs.50.00 Lakh  | Received                                      | --     | submitted  |
|                       | 1996   | Civil work              | Rs.20.00 Lakh                 |  |   |        |  |
|                       | 1998   | Civil work              | Rs.5.00 Lakh                  |  |   |        |  |
|                       | <b>Total</b>   |                         | <b>Rs.50 Lakh</b>             |  |   |        |  |

**Maharashtra**  
**Progress of Scheme of Teacher Education : DIETs**

| State       | No. of Distts as on 1.4.02 | DIETs            |                |          | Out of 6, No. for which both instts. released | Out of 7, No. for which UCs for full amount received | Amt. of Programme Grant sought by State per DIET for 03-04 | Whether recruitment rules framed | No. of Academic posts sanctioned by State per DIET | Academic Posts filled up |    | Period for which last QPR received | Issues     |  |
|-------------|----------------------------|------------------|----------------|----------|---|--|--|----------------------------------|--|--------------------------|----|------------------------------------|------------|--|
|             |                            | Year of sanction | No. sanctioned |          |   |  |  |                                  |  | As on                    | %  |                                    |            |  |
| 1           | 2                          | 3                | 4              | 5        | 6   | 7  | 8  | 9                                | 10   | 11                       | 12 | 13                                 | 14         | 15   |
| Maharashtra | 35                         | 1988-89          | 10             | 1        | 11  | 9  | 9  | Rs.1.40 lakh                     | Yes  | NA                       | NA | NA                                 | March 1999 | 1.Programme grant asked is on lower side.<br>2.Details of academic posts sanctioned/filled up, not submitted.<br>3.Carry forward allowed upto 31.3.2005 for 12 DIETs.<br>4. Non-recurring grant sanctioned in 1988-89 to 1995-96 not utilised fully. |
|             |                            | 1994-95          | 4              | -        | 4   | 4  | 4  |                                  |  |                          |    |                                    |            |  |
|             |                            | 1995-96          | 11             | 4        | 15  | 3  | 3  |                                  |  |                          |    |                                    |            |  |
|             |                            | <b>Total</b>     | <b>25</b>      | <b>5</b> | <b>30</b>                                     | <b>16</b>  | <b>16</b>  |                                  |  |                          |    |                                    |            |  |

**Manipur**  
**Progress of Scheme of Teacher Education : DiETs**

| State   | No. of Distts as on 1.4.02 | DIETs            |                |          | Out of 6, No. for which both instts. released | Out of 7, No. for which UCs for full amount received | Amt. of Programme Grant sought by State per DIET for 03-04 | Whether recruitment rules framed | No. of Academic posts sanctioned by State per DIET | % of Academic Posts filled up |               | Period for which last QPR received | Issues   |  |
|---------|----------------------------|------------------|----------------|----------|---|--|--|----------------------------------|--|-------------------------------|---------------|------------------------------------|----------|--|
|         |                            | Year of sanction | No. sanctioned |          |   |  |  |                                  |  | As on                         | %             |                                    |          |  |
| 1       | 2                          | 3                | 4              | 5        | 6   | 7  | 8  | 9                                | 10   | 11                            | 12            | 13                                 | 14       | 15   |
| Manipur | 9                          | 1988-89          | 1              | -        | 1   | 1  | -  | 84.32 Lakh                       | No Information                                     | Not available                 | Not available | Not available                      | Not sent | 1. QPR not sent.<br>2. No claim for release of 2 <sup>nd</sup> instalment for 5 DIETs. |
|         |                            | 1991-92          | 1              | 1        | 2   | 2  | -  |                                  |  |                               |               |                                    |          |  |
|         |                            | 1993-94          | -              | 2        | 2   | -  | -  |                                  |  |                               |               |                                    |          |  |
|         |                            | 1995-96          | -              | 3        | 3   | -  | -  |                                  |  |                               |               |                                    |          |  |
|         |                            | <b>Total</b>     | <b>2</b>       | <b>6</b> | <b>8</b>                                      | <b>3</b>   | <b>-</b>   |                                  |  |                               |               |                                    |          |  |

**Manipur**

**Progress of Scheme of Teacher Education: CTEs/IASEs**

| State<br>(with No. of<br>Distts as on<br>1.4.02) | Type of<br>Institute | No. for<br>which<br>entitled<br>as per<br>X plan<br>guide-<br>lines | Sanctions |               | Out of 5,<br>No. for<br>which both<br>instalments<br>released | Out of<br>6, No.<br>for<br>which<br>UCs for<br>full<br>amount<br>received | Amount<br>of pro-<br>gramme<br>grant<br>sought<br>by State<br>for 2003-<br>04 per<br>institute | No. of<br>extra<br>posts<br>sanction-<br>ed by<br>State<br>Govt. per<br>institute | % of academic<br>posts filled up |                  | Period for<br>which last<br>QPR<br>received | Issues  |
|--|----------------------|---|-----------|---------------|---|---|--|---|----------------------------------|------------------|---|---|
|  |                      |   | Year      | Institut<br>e |   |   |  |   | As on                            | %                |   |   |
| 1  | 2                    | 3   | 4         | 5             | 6   | 7   | 8  | 9   | 10                               | 11               | 12  | 13  |
| Manipur<br>(9)                                   | CTE                  | 3   | 1995-96   | 1             | 1   | NA  | Not<br>asked   | Not<br>available  | Not<br>available                 | Not<br>available | QPR not<br>received                         | 1. No claim received for<br>recurring grant 2003-04.<br>2. No programme grant asked.<br>3. QPR not sent.<br>4. Details of new posts created<br>and filled up, not sent.<br>5. Progress of civil work not<br>reported. |
|  | IASE                 | --  | --        | --            | --  | --  | --   | --  | --                               | --               |   |   |

Name of CTE:

- DM College of Teacher Education, Imphal

**Manipur**

**Progress of Scheme of Teacher Education: (i) SCERTs (ii) Proposals under Revised Guidelines**

| State   | Details of sanction of Central<br>assistance for strengthening of<br>SCERT |         |                                    | Status of provisior.<br>of matching share<br>by State Govt. | Status of receipt of<br>UC of Central<br>assistance | Issues | Status of Receipt of Perspective<br>Plan & SPB as per X Plan<br>Guidelines |
|---------|--|---------|------------------------------------|---|---|--------|--|
|         | Year of<br>sanction  | Purpose | Amount<br>sanctioned<br>& released |   |   |        |  |
| 1       | 2  | 3       | 4                                  | 5   | 6   | 7      | 8  |
| Manipur | 1995-96  | CW      | Rs.25.00<br>lakh                   | --  | Not received.                                       | --     | Received.  |

**Manipur**  
**Progress of Scheme of Teacher Education : DIETs**

| State   | No. of Distts as on 1.4.02 | DIETs            |                |          | Out of 6, No. for which both instts. released | Out of 7, No. for which UCs for full amount received | Amt. of Programme Grant sought by State per DIET for 03-04 | Whether recruitment rules framed | No. of Academic posts sanctioned by State per DIET | % of Academic Posts filled up |               | Period for which last QPR received | Issues   |  |
|---------|----------------------------|------------------|----------------|----------|---|--|--|----------------------------------|--|-------------------------------|---------------|------------------------------------|----------|--|
|         |                            | Year of sanction | No. sanctioned |          |   |  |  |                                  |  | As on                         | %             |                                    |          |  |
| 1       | 2                          | 3                | 4              | 5        | 6   | 7  | 8  | 9                                | 10   | 11                            | 12            | 13                                 | 14       | 15   |
| Manipur | 9                          | 1988-89          | 1              | -        | 1   | 1  | -  | 84.32 Lakh                       | No information                                     | Not available                 | Not available | Not available                      | Not sent | 1. QPR not sent.<br>2. No claim for release of 2 <sup>nd</sup> instalment for 5 DIETs. |
|         |                            | 1991-92          | 1              | 1        | 2   | 2  | -  |                                  |  |                               |               |                                    |          |  |
|         |                            | 1993-94          | -              | 2        | 2   | -  | -  |                                  |  |                               |               |                                    |          |  |
|         |                            | 1995-96          | -              | 3        | 3   | -  | -  |                                  |  |                               |               |                                    |          |  |
|         |                            | <b>Total</b>     | <b>2</b>       | <b>6</b> | <b>8</b>                                      | <b>3</b>   | <b>-</b>   |                                  |  |                               |               |                                    |          |  |



**Manipur**

**Progress of Scheme of Teacher Education: CTEs/IASEs**

| State<br>(with No. of<br>Distts as on<br>1.4.02) | Type of<br>Institute | No. for<br>which<br>entitled<br>as per<br>X plan<br>guide-<br>lines | Sanctions |               | Out of 5,<br>No. for<br>which both<br>instalments<br>released | Out of<br>6, No.<br>for<br>which<br>UCs for<br>full<br>amount<br>received | Amount<br>of pro-<br>gramme<br>grant<br>sought<br>by State<br>for 2003-<br>04 per<br>institute | No. of<br>extra<br>posts<br>sanction-<br>ed by<br>State<br>Govt. per<br>institute | % of academic<br>posts filled up |                  | Period for<br>which last<br>QPR<br>received | Issues  |
|--|----------------------|---|-----------|---------------|---|---|--|---|----------------------------------|------------------|---|---|
|  |                      |   | Year      | Institut<br>e |   |   |  |   | As on                            | %                |   |   |
| 1  | 2                    | 3   | 4         | 5             | 6   | 7   | 8  | 9   | 10                               | 11               | 12  | 13  |
| Manipur<br>(9)                                   | CTE                  | 3   | 1995-96   | 1             | 1   | NA  | Not<br>asked   | Not<br>available  | Not<br>available                 | Not<br>available | QPR not<br>received                         | 1. No claim received for<br>recurring grant 2003-04.<br>2. No programme grant asked.<br>3. QPR not sent.<br>4. Details of new posts created<br>and filled up, not sent.<br>5. Progress of civil work not<br>reported. |
|  | IASE                 | --  | --        | --            | --  | --  | --   | --  | --                               | --               |   |   |

**Name of CTE:**

- DM College of Teacher Education, Imphal

**Manipur**

**Progress of Scheme of Teacher Education: (i) SCERTs (ii) Proposals under Revised Guidelines**

| State   | Details of sanction of Central<br>assistance for strengthening of<br>SCERT |         |                                    | Status of provision<br>of matching share<br>by State Govt. | Status of receipt of<br>UC of Central<br>assistance | Issues | Status of Receipt of Perspective<br>Plan & SPB as per X Plan<br>Guidelines |
|---------|--|---------|------------------------------------|--|---|--------|--|
|         | Year of<br>sanction  | Purpose | Amount<br>sanctioned<br>& released |  |   |        |  |
| 1       | 2  | 3       | 4                                  | 5  | 6   | 7      | 8  |
| Manipur | 1995-96  | CW      | Rs.25.00<br>lakh                   | --   | Not received.                                       | --     | Received.  |

**Meghalaya**

**Progress of Scheme of Teacher Education: (I) SCERTs (II) Proposals under Revised Guidelines**

| State     | Details of sanction of Central assistance for strengthening of SCERT |             |                              | Status of provision of matching share by State Govt. | Status of receipt of UC of Central assistance | Issues | Status of Receipt of Perspective Plan & SPB as per X Plan Guidelines |
|-----------|--|-------------|------------------------------|--|---|--------|--|
|           | Year of sanction   | Purpose     | Amount sanctioned & released |  |   |        |  |
| 1         | 2  | 3           | 4                            | 5  | 6   | 7      | 8  |
| Meghalaya | 1995-96  | CW & Equip. | Rs.25.00 lakh                | 50:50  | Received                                      | --     | Not received.  |
|           | 1998-99  | CW & Equip. | Rs.25.00 lakh                |  | Not received                                  |        |  |
|           | Total  |             | Rs.50.00 lakh                |  |   |        |  |

**Mizoram**  
**Progress of Scheme of Teacher Education : DIETs**

| State          | No. of Distts as on 1.4.02 | DIETs            |                |   | Out of 6, No. for which both instts. released | Out of 7, No. for which UCs for full amount received | Amt. of Programme Grant sought by State per DIET for 03-04 | Whether recruitment rules framed | No. of Academic posts sanctioned by State per DIET | Academic Posts filled up |     | Period for which last QPR received | Issues |   |
|----------------|----------------------------|------------------|----------------|---|---|--|--|----------------------------------|--|--------------------------|-----|------------------------------------|--------|---|
|                |                            | Year of sanction | No. sanctioned |   |   |  |  |                                  |  | As on                    | %   |                                    |        |   |
| 1              | 2                          | 3                | 4              | 5 | 6   | 7  | 8  | 9                                | 10   | 11                       | 12  | 13                                 | 14     | 15  |
| <b>Mizoram</b> | 8                          | 1987-88          |                |   | 1   | 1  | 1  | 1.85 crore                       | NA   | Not available            | N.A | N.A                                |        | 1. QPR not regular.<br>2. Programme grant asked is on lower side.<br>3. Details of academic posts sanctioned/filled up not available. |
|                |                            | 1992-93          |                |   | 1   | 1  | 1  |                                  |  |                          |     |                                    |        |   |
|                |                            | 2002-03          | -              | 6 | 6   | -  | -  |                                  |  |                          |     |                                    |        |   |
|                |                            | <b>Total</b>     |                |   | <b>8</b>                                      | <b>2</b>   | <b>2</b>   |                                  |  |                          |     |                                    |        |   |

**Meghalaya**  
**Progress of Scheme of Teacher Education: (i) SCERTs (ii) Proposals under Revised Guidelines**

| State     | Details of sanction of Central assistance for strengthening of SCERT |             |                              | Status of provision of matching share by State Govt. | Status of receipt of UC of Central assistance | Issues | Status of Receipt of Perspective Plan & SPB as per X Plan Guidelines |
|-----------|--|-------------|------------------------------|--|---|--------|--|
|           | Year of sanction   | Purpose     | Amount sanctioned & released |  |   |        |  |
| 1         | 2  | 3           | 4                            | 5  | 6   | 7      | 8  |
| Meghalaya | 1995-96  | CW & Equip. | Rs.25.00 lakh                | 50:50  | Received                                      |        | Not received.  |
|           | 1998-99  | CW & Equip. | Rs.25.00 lakh                |  | Not received                                  |        |  |
|           | Total  |             | Rs.50.00 lakh                |  |   |        |  |

**Mizoram**  
**Progress of Scheme of Teacher Education : DIETs**

| State          | No. of Distts as on 1.4.02 | DIETs            |                |   | Out of 6, No. for which both instts. released | Out of 7, No. for which UCs for full amount received | Amt. of Programme Grant sought by State per DIET for 03-04 | Whether recruitment rules framed | No. of Academic posts sanctioned by State per DIET | Academic Posts filled up |     | Period for which last QPR received | Issues |   |
|----------------|----------------------------|------------------|----------------|---|---|--|--|----------------------------------|--|--------------------------|-----|------------------------------------|--------|---|
|                |                            | Year of sanction | No. sanctioned |   |   |  |  |                                  |  | As on                    | %   |                                    |        |   |
| 1              | 2                          | 3                | 4              | 5 | 6   | 7  | 8  | 9                                | 10   | 11                       | 12  | 13                                 | 14     | 15  |
| <b>Mizoram</b> | 8                          | 1987-88          |                |   | 1   | 1  | 1  | 1.85 crore                       | NA   | Not available            | N.A | N.A                                |        | 1. QPR not regular.<br>2. Programme grant asked is on lower side.<br>3. Details of academic posts sanctioned/filled up not available. |
|                |                            | 1992-93          |                |   | 1   | 1  | 1  |                                  |  |                          |     |                                    |        |   |
|                |                            | 2002-03          | -              | 6 | 6   | -  | -  |                                  |  |                          |     |                                    |        |   |
|                |                            | <b>Total</b>     |                |   | <b>8</b>                                      | <b>2</b>   | <b>2</b>   |                                  |  |                          |     |                                    |        |   |

**Nagaland**  
**Progress of Scheme of Teacher Education : DIETs**

| State    | No. of Distts as on 1.4.02 | DIETs            |                |     |       | Out of 6, No. for which both instts. released | Out of 7, No. for which UCs for full amount received | Amt. of Programme Grant sought by State per DIET for 03-04 | Whether recruitment rules framed | No. of Academic posts sanctioned by State per DIET | % of Academic Posts filled up |               | Period for which last QPR received | Issues   |
|----------|----------------------------|------------------|----------------|-----|-------|---|--|--|----------------------------------|--|-------------------------------|---------------|------------------------------------|--|
|          |                            | Year of sanction | No. sanctioned |     |       |   |  |  |                                  |  | As on                         | %             |                                    |  |
|          |                            |                  | Up-graded      | New | Total |   |  |  |                                  |  |                               |               |                                    |  |
| 1        | 2                          | 3                | 4              | 5   | 6     | 7   | 8  | 9  | 10                               | 11   | 12                            | 13            | 14                                 | 15   |
| Nagaland | 8                          | 1988-89          | 1              | -   | 1     | 1   | -  | Rs.36.00 lakh  | No information                   | Not available                                      | Not available                 | Not available | Not sent                           | 1. QPR not sent.<br>2. Statement of Academic posts filled up not sent. |
|          |                            | 1993-94          | 1              | 1   | 2     | 2   | -  |  |                                  |  |                               |               |                                    |  |
|          |                            | 2002-03          | -              | 3   | 3     | 3   | -  |  |                                  |  |                               |               |                                    |  |
|          |                            | Total            | 2              | 4   | 6     | 6   | -  |  |                                  |  |                               |               |                                    |  |

**Nagaland**

**Progress of Scheme of Teacher Education: CTEs/IASEs**

| State<br>(with No. of<br>Distts as on<br>1.4.02) | Type of<br>Institute | No. for<br>which<br>entitled<br>as per<br>X plan<br>guide-<br>lines | Sanctions |               | Out of 5,<br>No. for<br>which both<br>instalments<br>released | Out of<br>6, No.<br>for<br>which<br>UCs for<br>full<br>amount<br>receive<br>d | Amount<br>of pro-<br>gramme<br>grant<br>sought<br>by State<br>for 2003-<br>04 per<br>institute | No. of<br>extra<br>posts<br>sanction-<br>ed by<br>State<br>Govt. per<br>institute | % of academic<br>posts filled up |                  | Period for<br>which last<br>QPR<br>received | Issues                       |
|--|----------------------|---|-----------|---------------|---|---|--|---|----------------------------------|------------------|---|------------------------------|
|  |                      |   | Year      | Institut<br>e |   |   |  |   | As on                            | %                |   |                              |
| 1  | 2                    | 3   | 4         | 5             | 6   | 7   | 8  | 9   | 10                               | 11               | 12  | 13                           |
| Nagaland<br><br>8                                | CTE                  | 3   | 1995-96   | 1             | 1   | -   | Not<br>asked   | Not<br>available  | Not<br>available                 | Not<br>available | QPR not<br>received                         | 1. No programme grant asked. |
|  | IASE                 | --  | --        | --            | --  | --  | --   | --  | --                               | --               |   |                              |

Name of CTE:

1. Nagaland College of Education, Kohima

Nagaland

Progress of Scheme of Teacher Education: (i) SCERTs (ii) Proposals under Revised Guidelines

| State    | Details of sanction of Central assistance for strengthening of SCERT |         |                              | Status of provision of matching share by State Govt. | Status of receipt of UC of Central assistance | Issues | Status of Receipt of Perspective Plan & SPB as per X Plan Guidelines |
|----------|--|---------|------------------------------|--|---|--------|--|
|          | Year of sanction   | Purpose | Amount sanctioned & released |  |   |        |  |
| 1        | 2  | 3       | 4                            | 5  | 6   | 7      | 8  |
| Nagaland | 1995-96  | CW      | Rs.25.00 lakh                | 50:50  | Received                                      | --     | Received.  |
|          | 1996-97  | CW      | Rs.25.00 lakh                |  |   |        |  |
|          | Total  |         | Rs.50.00 lakh                |  |   |        |  |



**Nagaland**

**Progress of Scheme of Teacher Education: CTEs/IASEs**

| State<br>(with No. of<br>Distts as on<br>1.4.02) | Type of<br>Institute | No. for<br>which<br>entitled<br>as per<br>X plan<br>guide-<br>lines | Sanctions |               | Out of 5,<br>No. for<br>which both<br>instalments<br>released | Out of<br>6, No.<br>for<br>which<br>UCs for<br>full<br>amount<br>receiv<br>ed | Amount<br>of pro-<br>gramme<br>grant<br>sought<br>by State<br>for 2003-<br>04 per<br>institute | No. of<br>extra<br>posts<br>sanction-<br>ed by<br>State<br>Govt. per<br>institute | % of academic<br>posts filled up |                  | Period for<br>which last<br>QPR<br>received | Issues                       |
|--|----------------------|---|-----------|---------------|---|---|--|---|----------------------------------|------------------|---|------------------------------|
|  |                      |   | Year      | Institut<br>e |   |   |  |   | As on                            | %                |   |                              |
| 1  | 2                    | 3   | 4         | 5             | 6   | 7   | 8  | 9   | 10                               | 11               | 12  | 13                           |
| Nagaland<br><br>8                                | CTE                  | 3   | 1995-96   | 1             | 1   | -   | Not<br>asked   | Not<br>available  | Not<br>available                 | Not<br>available | QPR not<br>received                         | 1. No programme grant asked. |
|  | IASE                 | --  | --        | --            | --  | --  | --   | --  | --                               | --               |   |                              |

Name of CTE:

1. Nagaland College of Education, Kohima

**Orissa**  
**Progress of Scheme of Teacher Education: CTEs/IASEs**

| State<br>(with No.<br>of Distts<br>as on<br>1.4.02) | Type of<br>Institute | No. for<br>which<br>entitled<br>as per<br>X plan<br>guide-<br>lines | Sanctions    |               | Out of 5,<br>No. for<br>which both<br>instalments<br>released | Out of<br>6, No.<br>for<br>which<br>UCs for<br>full<br>amount<br>receive<br>d | Amount<br>of pro-<br>gramme<br>grant<br>sought<br>by State<br>for 2003-<br>04 per<br>institute | No. of<br>extra<br>posts<br>sanction-<br>ed by<br>State<br>Govt. per<br>institute | % of academic<br>posts filled up |                  | Period for<br>which last<br>QPR<br>received | Issues   |
|---|----------------------|---|--------------|---------------|---|---|--|---|----------------------------------|------------------|---|--|
|   |                      |   | Year         | Institut<br>e |   |   |  |   | As on                            | %                |   |  |
| 1   | 2                    | 3   | 4            | 5             | 6   | 7   | 8  | 9   | 10                               | 11               | 12  | 13   |
| Orissa<br>(30)                                      | CTE                  | 10  | 1987-88      | 2             | 2   | 2   | Rs.3.4<br>lakh   | Not<br>available  | Not<br>available                 | Not<br>available | Not<br>received                             | 1. UC for 1st instalment<br>for 3 CTEs and 1 IASE<br>not received.<br>2. Programme grant<br>asked for is on lower<br>side.<br>3. QPR not sent. |
|   |                      |   | 1888-89      | 1             | 1   | 1   |  |   |                                  |                  |   |  |
|   |                      |   | 1992-93      | 3             | --  | --  |  |   |                                  |                  |   |  |
|   | <b>Total</b>         | <b>6</b>  | <b>3</b>     | <b>3</b>      |   |   |  |   |                                  |                  |   |  |
| IASE  | 2                    |   | 1987-88      | 2             | 2   | 2   | Rs.8.20<br>lakh  | Not<br>available  | Not<br>available                 | Not<br>available |   |  |
|   |                      |   | 1992-93      | 1             | --  | --  |  |   |                                  |                  |   | --   |
|   |                      |   | <b>Total</b> | <b>3</b>      | <b>2</b>  | <b>2</b>  |  |   |                                  |                  |   |  |

**Name of CTEs :-**

- (1) College of Teacher Education, Bolangir,
- (2) N.K.C. CTE, Angul,
- (3) CTE, Balasore,
- (4) Naslini Devi Women's CTE, Bhubneshwar,
- (5) D.A.V. CTE, Korapur,
- (6) K.S.U.B CTE, Bhanjanagar

**Name of IASEs:-**

- (1) R.N. Training College, Cuttak
- (2) Dr. P. Mishra Training College, Sambalpur
- (3) D.P. Training College, Barahampur

Orissa

Progress of Scheme of Teacher Education: (i) SCERTs (ii) Proposals under Revised Guidelines

| State  | Details of sanction of Central assistance for strengthening of SCERT |            |                              | Status of provision of matching share by State Govt. | Status of receipt of UC of Central assistance | Issues | Status of Receipt of Perspective Plan & SPB as per X Plan Guidelines |
|--------|--|------------|------------------------------|--|---|--------|--|
|        | Year of sanction   | Purpose    | Amount sanctioned & released |  |   |        |  |
| 1      | 2  | 3          | 4                            | 5  | 6   | 7      | 8  |
| Orissa | 1995-96  | Civil work | Rs.25 lakh                   | Released.  | Received                                      | Nil    | Yes  |

**Punjab**  
**Progress of Scheme of Teacher Education : DIETs**

| State         | No. of Distts as on 1.4.02 | DIETs            |                |          |           | Out of 6, No. for which both instts. released | Out of 7, No. for which UCs for full amount received | Amt. of Programme Grant sought by State per DIET for 03-04 | Whether recruitment rules framed | No. of Academic posts sanctioned by State per DIET | Academic Posts filled up |    | Period for which last QPR received | Issues   |
|---------------|----------------------------|------------------|----------------|----------|-----------|---|--|--|----------------------------------|--|--------------------------|----|------------------------------------|--|
|               |                            | Year of sanction | No. sanctioned |          |           |   |  |  |                                  |  | As on                    | %  |                                    |  |
|               |                            |                  | Up-graded      | New      | Total     |   |  |  |                                  |  |                          |    |                                    |  |
| 1             | 2                          | 3                | 4              | 5        | 6         | 7   | 8  | 9  | 10                               | 11   | 12                       | 13 | 14                                 | 15   |
| <b>Punjab</b> | 17                         | 1987-88          | 3              | 2        | 5         | 5   | 5  | Rs.3.00 lakh   | No                               | NA   | NA                       | NA | Dec.2001                           | 1. Programme grant asked is on lower side.<br>2. Details of academic posts sanctioned/filled up not available. |
|               |                            | 1988-89          | 3              | --       | 3         | 3   | 3  |  |                                  |  |                          |    |                                    |  |
|               |                            | 1992-93          | 4              | --       | 4         | 4   | 4  |  |                                  |  |                          |    |                                    |  |
|               |                            | 2002-2003        | --             | 5        | 5         | --  | --   |  |                                  |  |                          |    |                                    |  |
|               |                            | <b>Total</b>     | <b>10</b>      | <b>7</b> | <b>17</b> | <b>12</b>                                     | <b>12</b>  |  |                                  |  |                          |    |                                    |  |

**Punjab**  
**Progress of Scheme of Teacher Education: CTEs/IASEs**

| State<br>(with No.<br>of Distts<br>as on<br>1.4.02) | Type of<br>Institute | No. for<br>which<br>entitled<br>as per<br>X plan<br>guide-<br>lines | Sanctions |           | Out of 5,<br>No. for<br>which both<br>instalments<br>released | Out of<br>6, No.<br>for<br>which<br>UCs for<br>full<br>amount<br>receive<br>d | Amount<br>of pro-<br>gramme<br>grant<br>sought<br>by State<br>for 2003-<br>04 per<br>institute | No. of<br>extra<br>posts<br>sanction-<br>ed by<br>State<br>Govt. per<br>institute | Academic Posts<br>filled up |    | Period<br>for<br>which<br>last<br>QPR<br>receive<br>d | Issues  |
|---|----------------------|---|-----------|-----------|---|---|--|---|-----------------------------|----|---|---|
|   |                      |   | Year      | Institute |   |   |  |   | As on                       | %  |   |   |
| 1   | 2                    | 3   | 4         | 5         | 6   | 7   | 8  | 9   | 10                          | 11 | 12  | 13  |
| <b>Punjab</b>                                       | CTEs                 | 6   | 87-88     | 2         | 2   | --  | No claim   | NA  | NA                          | NA | Dec.<br>2001  | 1. Programme grant<br>not claimed.<br>2. Details of<br>academic posts<br>sanctioned/filled up,<br>not submitted.<br>3. QPR not regular. |
| <b>17</b>   | IASEs<br>1           | 1   | 87-88     | 1         | 1   | --  | No claim   | NA  | NA                          | NA |   |   |

Name of CTEs: 1. CTE, Faridkot,  
2. CTE, Patiala

Name of IASEs: IASE, Jalandhar



**Rajasthan**  
**Progress of Scheme of Teacher Education : DIETs**

| State     | No. of Distts as on 1.4.02 | DIETs            |                |          | Out of 6, No. for which both instts. released | Out of 7, No. for which UCs for full amount received | Amt. of Programme Grant sought by State per DIET for 03-04 | Whether recruitment rules framed | No. of Academic posts sanctioned by State per DIET | % of Academic Posts filled up |           | Period for which last QPR received | Issues     |  |
|-----------|----------------------------|------------------|----------------|----------|---|--|--|----------------------------------|--|-------------------------------|-----------|------------------------------------|------------|--|
|           |                            | Year of sanction | No. sanctioned |          |   |  |  |                                  |  | As on                         | %         |                                    |            |  |
| 1         | 2                          | 3                | 4              | 5        | 6   | 7  | 8  | 9                                | 10   | 11                            | 12        | 13                                 | 14         | 15   |
| Rajasthan | 32                         | 1987-88          | 7              | 2        | 9   | 9  | 7  | Rs.12.00 lakh                    | No   | 14                            | 30.9.2002 | 85                                 | Sept. 2002 | 1. Only 85% of academic posts filled.<br>2. QPR not submitted since October, 2002.<br>3. UC for IInd instalment not submitted for 8 new DIETs at Chithorgarh, Jalore, Sikar, Dhaulpur, Sriganga Nagar, Rajsamand, Baran, and Dausa |
|           |                            | 1988-89          | 2              | 1        | 3   | 3  | 8  |                                  |  |                               |           |                                    |            |  |
|           |                            | 1989-90          | 4              | 2        | 6   | 6  | 7  |                                  |  |                               |           |                                    |            |  |
|           |                            | 1997-98          | 4              | 2        | 6   | 6  | -  |                                  |  |                               |           |                                    |            |  |
|           |                            | 1998-99          | 5              | 1        | 6   | 6  | -  |                                  |  |                               |           |                                    |            |  |
|           |                            | <b>Total</b>     | <b>22</b>      | <b>8</b> | <b>30</b>                                     | <b>30</b>  | <b>22</b>  |                                  |  |                               |           |                                    |            |  |

**Rajasthan**  
**Progress of Scheme of Teacher Education: CTEs/IASEs**

| State<br>(with No.<br>of Distts as<br>on 1.4.02) | Type of<br>Institute | No. for<br>which<br>entitled<br>as per<br>X plan<br>guide-<br>lines | Sanctions  |                       | Out of 5,<br>No. for<br>which both<br>instalments<br>released | Out of 6,<br>No. for<br>which<br>UCs for<br>full<br>amount<br>received | Amount<br>of pro-<br>gramme<br>grant<br>sought<br>by State<br>for<br>2003-04<br>per<br>institute | No. of<br>extra<br>posts<br>sanction-<br>ed by<br>State<br>Govt. per<br>institute | % of academic<br>posts filled up |                  | Period<br>for<br>which<br>last<br>QPR<br>receiv-<br>ed | Issues   |
|--|----------------------|---|--|-----------------------|---|--|--|---|----------------------------------|------------------|--|--|
|  |                      |   | Year   | Institut<br>e         |   |  |  |   | As on                            | %                |  |  |
| 1  | 2                    | 3   | 4  | 5                     | 6   | 7  | 8  | 9   | 10                               | 11               | 12   | 13   |
| Rajasthan<br>(32)                                | IASE<br>4            | 2   | 1987-88<br>1988-89<br>1992-93<br><b>Total</b>      | 1<br>1<br>2<br>4      | 4   | 4  | Rs.3.70<br>lakh  | Not<br>available  | Not<br>available                 | Not<br>available | Not<br>submitt<br>ed till<br>date.                     | 1. Information<br>regarding filling up of<br>academic posts not<br>given.<br>2. QPR not<br>submitted till date.<br>3. UC for 2nd<br>instalment for CTE,<br>Jaipur awaited. |
|  | CTE<br>7             | 11  | 87-88<br>92-93<br>94-95<br>2001-02<br><b>Total</b> | 1<br>2<br>3<br>1<br>7 | 7   | 6  | Rs.1.94<br>lakh  | Break up<br>not<br>available  | Not<br>available                 | Not<br>available |  |  |

**Name of IASEs :**

1. Govt. T.T. College, Bikaner, 2. Govt. T.T. College, Ajmer ,
3. Vidya Bhawan T.t. College, Udaipur
3. Gandhi Vidya Mandir T.T. College, Sundarshahar.

**Name of CTEs:**

1. Agrasen T.T. College, Keshav vidyapeeth, Jaipur
2. Shri Mahesh Teachr College, Jodhpur
3. H S.U. Mahila College Hatundi, Ajmer
4. Lok M.T.T.T. College, Dabok, Udaipur
5. opikishan Peeramal TTC, Bagar, Jhunjhunu
6. G.V.P. shri Nehru TTC, Sangari, Hanumangarh
7. sArya Vidyapeeth Mahila TTC, Bhusawal, Bharatpur



**Rajasthan**

**Progress of Scheme of Teacher Education: (i) SCERTs (ii) Proposals under Revised Guidelines**

| State            | Details of sanction of Central assistance for strengthening of SCERT |   |   | Status of provision of matching share by State Govt. | Status of receipt of UC of Central assistance | Issues | Status of Receipt of Perspective Plan & SPB as per X Plan Guidelines |
|------------------|--|---|---|--|---|--------|--|
|                  | Year of sanction   | Purpose   | Amount sanctioned & released                                      |  |   |        |  |
| 1                | 2  | 3   | 4   | 5  | 6   | 7      | 8  |
| <b>Rajasthan</b> | 1991,1994,1995 & 1997(4 instalments)                                 | 1) Civil Work<br>2) Equip.<br>3)Programme<br><br><b>Total</b> | Rs. 35 lakh<br>Rs.12.50 lakh<br>Rs.2.50<br><br><b>Rs. 50 lakh</b> | Full State Share released                            | Submitted                                     | -      | Submitted  |

**Sikkim**  
**Progress of Scheme of Teacher Education : DIETs**

| State  | No. of Distts as on 1.4.02 | DIETs            |               |          |          | Out of 6, No. for which both instts. released | Out of 7, No. for which UCs for full amount received | Amt. of Programme Grant sought by State per DIET for 03-04 | Whether recruitment rules framed | No. of Academic posts sanctioned by State per DIET | % of Academic Posts filled up |     | Period for which last QPR received | Issues   |
|--------|----------------------------|------------------|---------------|----------|----------|---|--|--|----------------------------------|--|-------------------------------|-----|------------------------------------|--|
|        |                            | Year of sanction | No sanctioned |          |          |   |  |  |                                  |  | As on                         | %   |                                    |  |
| 1      | 2                          | 3                | 4             | 5        | 6        | 7   | 8  | 9  | 10                               | 11   | 12                            | 13  | 14                                 | 15   |
| Sikkim | 4                          | 1988-89          | 1             | --       | 1        | 1   | 1  | Rs.7 lakh  | No                               | Not Available                                      | NA                            | NA- | June 2002                          | 1. UC for 2 DIETs sanctioned in 1999-2000 not submitted. |
|        |                            | 1999-2000        | --            | 2        | 2        | 2   | --   |  |                                  |  |                               |     |                                    |  |
|        |                            | <b>Total</b>     | <b>1</b>      | <b>2</b> | <b>3</b> | <b>3</b>                                      | <b>1</b>   |  |                                  |  |                               |     |                                    |  |

**Sikkim**  
**Progress of Scheme of Teacher Education: CTEs/IASEs**

| State<br>(with No.<br>of Distts<br>as on<br>1.4.02) | Type of<br>Institute | No. for<br>which<br>entitled<br>as per<br>X plan<br>guide-<br>lines | Sanctions |               | Out of 5,<br>No. for<br>which both<br>instalments<br>released | Out of<br>6, No.<br>for<br>which<br>UCs for<br>full<br>amount<br>receiv-<br>ed | Amount of pro-<br>gramme<br>grant<br>sought<br>by State<br>for 2003-<br>04 per<br>institute | No. of<br>extra<br>posts<br>sanction-<br>ed by<br>State<br>Govt. per<br>institute | % of academic<br>posts filled up |    | Period<br>for<br>which<br>last<br>QPR<br>receiv-<br>ed | Issues |
|---|----------------------|---|-----------|---------------|---|--|---|---|----------------------------------|----|--|--------|
|   |                      |   | Year      | Institut<br>e |   |  |   |   | As on                            | %  |  |        |
| 1   | 2                    | 3   | 4         | 5             | 6   | 7  | 8   | 9   | 10                               | 11 | 12   | 13     |
| Sikkim<br>(4)                                       | CTE                  | 1   | --        | --            | --  | --   | --  | --  | --                               | -- |  | --     |
|   | IASE                 | 1   | --        | --            | --  | --   | --  | --  | --                               | -- |  |        |

**Progress of Scheme of Teacher Educat.on: (i) SCERTs (ii) Proposals under Revised Guidelines**

| State  | Details of sanction of Central<br>assistance for strengthening of<br>SCERT |         |                                    | Status of provision<br>of matching share<br>by State Govt. | Status of receipt of<br>UC of Central<br>assistance | Issues | Status of Receipt of<br>Perspective Plan &<br>SPB as per X Plan<br>Guidelines |
|--------|--|---------|------------------------------------|--|---|--------|---|
|        | Year of<br>sanction  | Purpose | Amount<br>sanctioned<br>& released |  |   |        |   |
| 1      | 2  | 3       | 4                                  | 5  | 6   | 7      | 8   |
| Sikkim | --   | --      | --                                 | --   | --  | --     | SPB and Perspective<br>Plan not submitted.                                    |

**Tamil Nadu**  
**Progress of Scheme of Teacher Education : DIETs**

| State      | No. of Distts as on 1.4.02 | DIETs            |                |           | Out of 6, No. for which both instts. released | Out of 7, No. for which UCs for full amount received | Amt. of Programme Grant sought by State per DIET for 03-04 | Whether recruitment rules framed | No. of Academic posts sanctioned by State per DIET | Academic Posts filled up |    | Period for which last QPR received | Issues    |  |
|------------|----------------------------|------------------|----------------|-----------|---|--|--|----------------------------------|--|--------------------------|----|------------------------------------|-----------|--|
|            |                            | Year of sanction | No. sanctioned |           |   |  |  |                                  |  | As on                    | %  |                                    |           |  |
| 1          | 2                          | 3                | 4              | 5         | 6   | 7  | 8  | 9                                | 10   | 11                       | 12 | 13                                 | 14        | 15   |
| Tamil Nadu | 30                         | 1987-88          | 7              | -         | 7   | 7  | 7  | No claim                         | yes  | NA                       | NA | NA                                 | Jun, 2002 | 1. Programme grant not claimed.<br>2. QPR not regular. |
|            |                            | 1988-89          | 7              | 7         | 14  | 14   | 14   |                                  |  |                          |    |                                    |           |  |
|            |                            | 1997-98          | -              | 7         | 7   | 7  | 7  |                                  |  |                          |    |                                    |           |  |
|            |                            | 1998-99          | -              | 1         | 1   | 1  | 1  |                                  |  |                          |    |                                    |           |  |
|            |                            | <b>Total</b>     | <b>14</b>      | <b>15</b> | <b>29</b>                                     | <b>29</b>  | <b>29</b>  |                                  |  |                          |    |                                    |           |  |

**Tamil Nadu**  
**Progress of Scheme of Teacher Education: CTEs/IASEs**

| State<br>(with No.<br>of Distts<br>as on<br>1.4.02) | Type of<br>Institute | No. for<br>which<br>entitled<br>as per<br>X plan<br>guide-<br>lines | Sanctions    |               | Out of 5,<br>No. for<br>which both<br>instalments<br>released | Out of<br>6, No.<br>for<br>which<br>UCs for<br>fill<br>amount<br>received | Amount<br>of pro-<br>gramme<br>grant<br>sought<br>by State<br>for 2003-<br>04 per<br>institute | No. of<br>extra<br>posts<br>sanction-<br>ed by<br>State<br>Govt. per<br>institute | % of academic<br>posts filled up |    | Period<br>for<br>which<br>last<br>QPR<br>receive<br>d | Issues  |
|---|----------------------|---|--------------|---------------|---|---|--|---|----------------------------------|----|---|---|
|   |                      |   | Year         | Institut<br>e |   |   |  |   | As on                            | %  |   |   |
| 1   | 2                    | 3   | 4            | 5             | 6   | 7   | 8  | 9   | 10                               | 11 | 12  | 13  |
| Tamil<br>Nadu<br>30                                 | CTEs<br>5            | 10  | 1988-89      | 3             | 3   | 3   | Proposal<br>not<br>received  | NA  | NA                               | NA | June,<br>2002   | 1. QPR not regular.<br>2. Information<br>regarding academic<br>posts not available. |
|   |                      |   | 1989-90      | 2             | 2   | 2   |  |   |                                  |    |   |   |
|   |                      |   | <b>Total</b> | <b>5</b>      | <b>5</b>  | <b>5</b>  |  |   |                                  |    |   |   |
|   | IASEs<br>2           | 2   | 1988-89      | 1             | 1   | 1   | Proposal<br>not<br>received  | NA  | NA                               | NA |   |   |
|   |                      |   | 1989-90      | 1             | 1   | 1   |  |   |                                  |    |   |   |
|   |                      |   | <b>Total</b> | <b>2</b>      | <b>2</b>  | <b>2</b>  |  |   |                                  |    |   |   |

Name of CTEs: 1. College of Eudcaton, Orathnal, Thanjavur  
2. College of Eudcaiton, Komaraplayam, Periyar  
3. College of Education, Vellore  
4. Government College of Education, Pudukottai  
5. Government College of Education, Coimbatore

Name of IASEs: 1. College of Education, Saidapet, Chennai  
2. Lady Willingdon College of Education, Chennai

**Tamil Nadu**  
**Progress of Scheme of Teacher Education: (i) SCERTs (ii) Proposals under Revised Guidelines**

| State      | Details of sanction of Central assistance for strengthening of SCERT |            |                              | Status of provision of matching share by State Govt. | Status of receipt of UC of Central assistance | Issues            | Status of Receipt of Perspective Plan & SPB as per X Plan Guidelines |
|------------|--|------------|------------------------------|--|---|-------------------|--|
|            | Year of sanction   | Purpose    | Amount sanctioned & released |  |   |                   |  |
| 1          | 2  | 3          | 4                            | 5  | 6   | 7                 | 8  |
| Tamil Nadu | 1998   | Civil Work | Rs.25.00 lakh                | Rs.25.00 lakh  | Not received                                  | UC not submitted. | submitted  |

**Tamil Nadu**  
**Progress of Scheme of Teacher Education: CTEs/IASEs**

| State<br>(with No.<br>of Distts<br>as on<br>1.4.02) | Type of<br>Institute | No. for<br>which<br>entitled<br>as per<br>X plan<br>guidē-<br>lines | Sanctions    |               | Out of 5,<br>No. for<br>which both<br>instalments<br>released | Out of<br>6, No.<br>for<br>which<br>UCs for<br>full<br>amount<br>receive<br>d | Amount<br>of pro-<br>gramme<br>grant<br>sought<br>by State<br>for 2003-<br>04 per<br>institute | No. of<br>extra<br>posts<br>sanction-<br>ed by<br>State<br>Govt. per<br>institute | % of academic<br>posts filled up |    | Period<br>for<br>which<br>last<br>QPR<br>receive<br>d | Issues  |
|---|----------------------|---|--------------|---------------|---|---|--|---|----------------------------------|----|---|---|
|   |                      |   | Year         | Institut<br>e |   |   |  |   | As on                            | %  |   |   |
| 1   | 2                    | 3   | 4            | 5             | 6   | 7   | 8  | 9   | 10                               | 11 | 12  | 13  |
| Tamil<br>Nadu<br>30                                 | CTEs<br>5            | 10  | 1988-89      | 3             | 3   | 3   | Proposal<br>not<br>received  | NA  | NA                               | NA | June,<br>2002   | 1. QPR not regular.<br>2. Information<br>regarding academic<br>posts not available. |
|   |                      |   | 1989-90      | 2             | 2   | 2   |  |   |                                  |    |   |   |
|   | <b>Total</b>         | <b>5</b>  | <b>5</b>     | <b>5</b>      |   |   |  |   |                                  |    |   |   |
|   | IASEs<br>2           | 2   | 1988-89      | 1             | 1   | 1   | Proposal<br>not<br>received  | NA  | NA                               | NA |   |   |
| 1989-90   |                      |   | 1            | 1             | 1   |   |  |   |                                  |    |   |   |
|   |                      |   | <b>Total</b> | <b>2</b>      | <b>2</b>  | <b>2</b>  |  |   |                                  |    |   |   |

Name of CTEs: 1. College of Eudcaton, Orathnal, Thanjavur  
2. College of Eudcaiton, Komaraplayam, Periyar  
3. College of Education, Vellore  
4. Government College of Education, Pudukottai  
5. Government College of Education, Coimbatore

Name of IASEs: 1. College of Education, Saidapet, Chennai  
2. Lady Willingdon College of Education, Chennai

**Tripura**

**Progress of Scheme of Teacher Education: CTEs/IASEs**

| State<br>(with No. of<br>Distts as on<br>1.4.02) | Type of<br>Institute | No. for<br>which<br>entitled<br>as per<br>X plan<br>guide-<br>lines | Sanctions |               | Out of 5,<br>No. for<br>which both<br>instalments<br>released | Out of<br>6, No.<br>for<br>which<br>UCs for<br>full<br>amount<br>received | Amount<br>of pro-<br>gramme<br>grant<br>sought<br>by State<br>for 2003-<br>04 per<br>institute | No. of<br>extra<br>posts<br>sanction-<br>ed by<br>State<br>Govt. per<br>institute | % of academic<br>posts filled up |                  | Period for<br>which last<br>QPR<br>received | Issues   |
|--|----------------------|---|-----------|---------------|---|---|--|---|----------------------------------|------------------|---|--|
|  |                      |   | Year      | Institut<br>e |   |   |  |   | As on                            | %                |   |  |
| 1  | 2                    | 3   | 4         | 5             | 6   | 7   | 8  | 9   | 10                               | 11               | 12  | 13   |
| <b>Tripura</b><br><br>(4)                        | CTE                  | 4   | 1996-97   | 1             | 1   | NA  | Not<br>asked   | Not<br>available  | Not<br>available                 | Not<br>available | QPR not<br>received                         | 1. No claim received for recurring<br>grant 2003-04.<br>2. No programme grant asked .<br>3. QPR not sent.<br>4. Details of new posts created and<br>filled up, not sent.<br>5. Progress of civil work not<br>reported. |
|  | IASE                 | --  | --        | --            | --  | --  | --   | --  | --                               | --               |   |  |

**Name of CTE:**

1. Govt. College of Education, Agartala



**Tripura**  
**Progress of Scheme of Teacher Education: (i) SCERTs (ii) Proposals under Revised Guidelines**

| State   | Details of sanction of Central assistance for strengthening of SCERT |         |                              | Status of provision of matching share by State Govt. | Status of receipt of UC of Central assistance | Issues | Status of Receipt of Perspective Plan & SPB as per X Plan Guidelines |
|---------|--|---------|------------------------------|--|---|--------|--|
|         | Year of sanction   | Purpose | Amount sanctioned & released |  |   |        |  |
| 1       | 2  | 3       | 4                            | 5  | 6   | 7      | 8  |
| Tripura | 1995-96  | CW      | Rs.25.00 lakh                | 50:50  | Received.                                     | --     | Received   |
|         | 1997-98  | CW      | Rs.25.00 lakh                |  |   |        |  |
|         | Total  |         | Rs.50.00 lakh                |  |   |        |  |

**Uttar Pradesh**  
**Progress of Scheme of Teacher Education : DIETs**

| State         | No. of Distts as on 1.4.02 | DIETs            |                |           | Out of 6, No. for which both instts. released | Out of 7, No. for which UCs for full amount received | Amt. of Programme Grant sought by State per DIET for 03-04 | Whether recruitment rules framed   | No. of Academic posts sanctioned by State per DIET | % of Academic Posts filled up |           | Period for which last QPR received | Issues     |   |
|---------------|----------------------------|------------------|----------------|-----------|---|--|--|------------------------------------|--|-------------------------------|-----------|------------------------------------|------------|---|
|               |                            | Year of sanction | No. sanctioned |           |   |  |  |                                    |  | As on                         | %         |                                    |            |   |
| 1             | 2                          | 3                | 4              | 5         | 6   | 7  | 8  | 9                                  | 10   | 11                            | 12        | 13                                 | 14         | 15  |
| Uttar Pradesh | 70                         | 1987-88          | 18             | -         | 18  | 18   | 18   | 2001-02 (Rs.3 Lakh)                | No   | 18                            | 20.9.2003 | 41%                                | Sept. 2002 | 1. Less than half academic posts filled.<br>2. QPR not submitted since October, 2002. |
|               |                            | 1988-89          | 17             | -         | 17  | 17   | 17   | 2002-03 (Rs.2.20 lakh              |  |                               |           |                                    |            |   |
|               |                            | 1991-92          | 18             | -         | 18  | 18   | 18   | Total Rs.114.00 lakh for 56 DIETs) |  |                               |           |                                    |            |   |
|               |                            | 1994-95          | -              | 1         | 1   | 1  | 1  | 2003-04 (Rs.0.56 lakh,             |  |                               |           |                                    |            |   |
|               |                            | 1998-99          | -              | 2         | 2   | 2  | 2  | total Rs.31.35 lakh for 56 DIETs)  |  |                               |           |                                    |            |   |
|               |                            | 2000-2001        | 1              | -         | 1   | -  | 1  |                                    |  |                               |           |                                    |            |   |
|               |                            | 2001-02          | -              | 5         | 5   | 5  | -  |                                    |  |                               |           |                                    |            |   |
|               |                            | 2002-03          | -              | 8         | 8   | 8  | -  |                                    |  |                               |           |                                    |            |   |
|               |                            | <b>Total</b>     | <b>54</b>      | <b>16</b> | <b>70</b>                                     | <b>69</b>  | <b>57</b>  | <b>Rs.2.40 lakh</b>                |  |                               |           |                                    |            |   |

**Tripura**  
**Progress of Scheme of Teacher Education: (i) SCERTs (ii) Proposals under Revised Guidelines**

| State   | Details of sanction of Central assistance for strengthening of SCERT |         |                              | Status of provision of matching share by State Govt. | Status of receipt of UC of Central assistance. | Issues | Status of Receipt of Perspective Plan & SPB as per X Plan Guidelines |
|---------|--|---------|------------------------------|--|--|--------|--|
|         | Year of sanction   | Purpose | Amount sanctioned & released |  |  |        |  |
| 1       | 2  | 3       | 4                            | 5  | 6  | 7      | 8  |
| Tripura | 1995-96  | CW      | Rs.25.00 lakh                | 50:50  | Received.                                      | --     | Received   |
|         | 1997-98  | CW      | Rs.25.00 lakh                |  |  |        |  |
|         | Total  |         | Rs.50.00 lakh                |  |  |        |  |

**Uttar Pradesh**  
**Progress of Scheme of Teacher Education: (i) SCERTs (ii) Proposals under Revised Guidelines**

| State         | Details of sanction of Central assistance for strengthening of SCERT |                   |                              | Status of provision of matching share by State Govt | Status of receipt of UC of Central assistance | Issues | Status of Receipt of Perspective Plan & SPB as per X Plan Guidelines |
|---------------|--|-------------------|------------------------------|---|---|--------|--|
|               | Year of sanction   | Purpose           | Amount sanctioned & released |   |   |        |  |
| 1             | 2  | 3                 | 4                            | 5   | 6   | 7      | 8  |
| Uttar Pradesh | 1996, 1997, 1998<br>3 instalments                                    | Civil work<br>--- | Rs.50 lakh                   | Full State share released.                          | UC submitted                                  | --     | submitted  |

**Uttaranchal**  
**Progress of Scheme of Teacher Education : DIETs**

| State       | No. of Distts as on 1.4.02 | DIETs            |                |          |           | Out of 6, No. for which both instts. released | Out of 7, No. for which UCs for full amount received | Amt. of Programme Grant sought by State per DIET for 03-04 | Whether recruitment rules framed | No. of Academic posts sanctioned by State per DIET | % of Academic Posts filled up |     | Period for which last QPR received | Issues  |
|-------------|----------------------------|------------------|----------------|----------|-----------|---|--|--|----------------------------------|--|-------------------------------|-----|------------------------------------|---|
|             |                            | Year of sanction | No. sanctioned |          |           |   |  |  |                                  |  | As on                         | %   |                                    |   |
| 1           | 2                          | 3                | 4              | 5        | 6         | 7   | 8  | 9  | 10                               | 11   | 12                            | 13  | 14                                 | 15  |
| Uttaranchal | 13                         | 1987-88          | 9              | -        | 9         | 9   | 9  | Rs.20,000/-  | No                               | 18   | 30.9.03                       | 100 | -                                  | 1. QPR not submitted till date.<br>2. UC for 1st instalment for Udham Singh Nagar DIET not submitted.<br>3. Recruitment rules yet to be framed. |
|             |                            | 1988-89          | -              | 1        | 1         | -   | -  |  |                                  |  |                               |     |                                    |   |
|             |                            | <b>Total</b>     | <b>9</b>       | <b>1</b> | <b>10</b> | <b>9</b>                                      | <b>9</b>   |  |                                  |  |                               |     |                                    |   |

**Uttaranchal**  
**Progress of Scheme of Teacher Education: CTEs/IASEs**

| State<br>(with No. of<br>Distts as on<br>1.4.02) | Type of<br>Institute | No. for<br>v hich<br>entitled<br>as per<br>X plan<br>guide-<br>lines | Sanctions |               | Out of 5,<br>No. for<br>which both<br>instalments<br>released | Out of 6,<br>No. for<br>which UCs<br>for full<br>amount<br>received | Amount of<br>programme<br>grant<br>sought by<br>State for<br>2003-04<br>per institute | No. of extra<br>posts<br>sanctioned<br>by State<br>Govt. per<br>institute | % of<br>academic<br>posts filled<br>up |    | Period<br>for<br>which<br>last<br>QPR<br>receiv<br>ed | Issues |
|--|----------------------|--|-----------|---------------|---|---|---|---|--|----|---|--------|
|  |                      |  | Year      | Institut<br>e |   |   |   |   | As<br>on                               | %  |   |        |
| 1  | 2                    | 3  | 4         | 5             | 6   | 7   | 8   | 9   | 10                                     | 11 | 12  | 13     |
| Uttaranchal<br>(13)                              | IASE<br>Nil          | 1  | -         | -             | -   | -   | -   | -   | -                                      | -  | -   | -      |
|  | CTE<br>Nil           | 4  | -         | -             | -   | -   | -   | -   | -                                      | -  | -   | -      |

**Progress of Scheme of Teacher Education: (i) SCERTs (ii) Proposals under Revised Guidelines**

| State       | Details of sanction of Central<br>assistance for strengthening of<br>SCERT |         |                                    | Status of provision<br>of matching share<br>by State Govt | Status of receipt of<br>UC of Central<br>assistance | Issues | Status of Receipt of<br>Perspective Plan &<br>SPB as per X Plan<br>Guidelines |
|-------------|--|---------|------------------------------------|---|---|--------|---|
|             | Year of<br>sanction  | Purpose | Amount<br>sanctioned<br>& released |   |   |        |   |
| 1           | 2  | 3       | 4                                  | 5   | 6   | 7      | 8   |
| Uttaranchal | --   | ---     | --                                 | ---   | --  | --     | SPB and Perspective<br>Plan not submitted.                                    |

**Uttaranchal**  
**Progress of Scheme of Teacher Education : DIETs**

| State       | No. of Distts as on 1.4.02 | DIETs            |           |          | Out of 6, No. for which both instts. released | Out of 7, No. for which UCs for full amount received | Amt. of Programme Grant sought by State per DIET for 03-04 | Whether recruitment rules framed | No. of Academic posts sanctioned by State per DIET | % of Academic Posts filled up |         | Period for which last QPR received | Issues |   |
|-------------|----------------------------|------------------|-----------|----------|---|--|--|----------------------------------|--|-------------------------------|---------|------------------------------------|--------|---|
|             |                            | Year of sanction | Up-graded | New      |   |  |  |                                  |  | Total                         | As on   |                                    |        | %   |
| 1           | 2                          | 3                | 4         | 5        | 6   | 7  | 8  | 9                                | 10   | 11                            | 12      | 13                                 | 14     | 15  |
| Uttaranchal | 13                         | 1987-88          | 9         | -        | 9   | 9  | 9  | Rs.20,000/-                      | No   | 18                            | 30.9.03 | 100                                | -      | 1. QPR not submitted till date.<br>2. UC for 1st instalment for Udham Singh Nagar DIET not submitted.<br>3. Recruitment rules yet to be framed. |
|             |                            | 1988-89          | -         | 1        | 1   | -  | -  |                                  |  |                               |         |                                    |        |   |
|             |                            | <b>Total</b>     | <b>9</b>  | <b>1</b> | <b>10</b>                                     | <b>9</b>   | <b>9</b>   |                                  |  |                               |         |                                    |        |   |

**West Bengal**  
**Progress of Scheme of Teacher Education: CTEs/IASEs**

| State<br>(with No.<br>of Distts<br>as on<br>1.4.02) | Type of<br>Institute | No. for<br>which<br>entitled<br>as per<br>X plan<br>guide-<br>lines | Sanctions     |               | Out of 5,<br>No. for<br>which both<br>instalments<br>released | Out of<br>6, No.<br>for<br>which<br>UCs for<br>full<br>amount<br>receiv-<br>ed | Amount<br>of pro-<br>gramme<br>grant<br>sought<br>by State<br>for 2003-<br>04 per<br>institute | No. of<br>extra<br>posts<br>sanction-<br>ed by<br>State<br>Govt. per<br>institute | % of academic<br>posts filled up |                  | Period<br>for<br>which<br>last<br>QPR<br>receiv-<br>ed | Issues  |
|---|----------------------|---|---------------|---------------|---|--|--|---|----------------------------------|------------------|--|---|
|   |                      |   | Year          | Institut<br>e |   |  |  |   | As on                            | %                |  |   |
| 1   | 2                    | 3   | 4             | 5             | 6   | 7  | 8  | 9   | 10                               | 11               | 12   | 13  |
| <b>West<br/>Bengal<br/>(18)</b>                     | CTE                  | 6   | 1994-95       | 1             | --  | --   | No claim   | Not<br>available  | Not<br>available                 | Not<br>available | Never<br>sent.   | 1. No claim received<br>for recurring grant<br>2003-04.<br>2. No programme<br>grant asked.<br>3. QPR not sent.<br>4. Details of new<br>posts created and<br>filled up not sent.<br>5. Progress of civil<br>work not reported. |
|   |                      |   | 1999-<br>2000 | 2             | --  | --   |  |   |                                  |                  |  |   |
|   |                      |   | 2000-01       | 1             | --  | --   |  |   |                                  |                  |  |   |
| <b>Total</b>  | <b>4</b>             | <b>--</b>   | <b>--</b>     |               |   |  |  |   |                                  |                  |  |   |
|   | IASE                 | 1   | 1994-95       | 1             | 1   | --   | No claim   | Not<br>available  | Not<br>available                 | Not<br>available |  |   |
|   |                      |   | 1999-<br>2000 | 1             | 1   | --   |  |   |                                  |                  |  |   |
|   |                      |   | <b>Total</b>  | <b>2</b>      | <b>2</b>  | <b>-</b>   |  |   |                                  |                  |  |   |

**Name of CTEs:** 1. CTE Hooghly  
2. CTE Banipur  
3. Institute of Women Education, Kolkatta  
4. R.K. Mission, Shiksha Mandir, Beluro

**Name of IASEs:** 1. David Hare Training College, Kolkatta  
2. Department of Education, Kalyani University, Nadia



**West Bengal**

**Progress of Scheme of Teacher Education: (i) SCERTs (ii) Proposals under Revised Guidelines**

| State       | Details of sanction of Central assistance for strengthening of SCERT |            |                              | Status of provision of matching share by State Govt. | Status of receipt of UC of Central assistance | Issues                                | Status of Receipt of Perspective Plan & SPB as per X Plan Guidelines |
|-------------|--|------------|------------------------------|--|---|---------------------------------------|--|
|             | Year of sanction   | Purpose    | Amount sanctioned & released |  |   |                                       |  |
| 1           | 2  | 3          | 4                            | 5  | 6   | 7                                     | 8  |
| West Bengal | 1995-96  | Civil Work | Rs.23.75 lakhs               | Released.  | Not received                                  | Utilisation Certificate not received. | No   |

**Andaman & Nicobar Islands**  
**Progress of Scheme of Teacher Education : DIETs**

| State                     | No. of Distts as on 1.4.02 | DIETs            |                |   | Out of 6, No. for which both instts. released | Out of 7, No. for which UCs for full amount received | Amt. of Programme Grant sought by State per DIET for 03-04 | Whether recruitment rules framed | No. of Academic posts sanctioned by State per DIET | % of Academic Posts filled up |               | Period for which last QPR received | Issues   |    |
|---------------------------|----------------------------|------------------|----------------|---|---|--|--|----------------------------------|--|-------------------------------|---------------|------------------------------------|----------|----|
|                           |                            | Year of sanction | No. sanctioned |   |   |  |  |                                  |  | As on                         | %             |                                    |          |    |
| 1                         | 2                          | 3                | 4              | 5 | 6   | 7  | 8  | 9                                | 10   | 11                            | 12            | 13                                 | 14       | 15 |
| Andaman & Nicobar Islands | 2                          | 1992-93          | 1              | - | 1   | 1  | -  | -                                | No information                                     | Not available                 | Not available | Not available                      | Not sent |    |

**No CTE**  
**No IASE**  
**No SCERT**

**West Bengal**

**Progress of Scheme of Teacher Education: (i) SCERTs (ii) Proposals under Revised Guidelines**

| State       | Details of sanction of Central assistance for strengthening of SCERT |            |                              | Status of provision of matching share by State Govt. | Status of receipt of UC of Central assistance | Issues                                | Status of Receipt of Perspective Plan & SPB as per X Plan Guidelines |
|-------------|--|------------|------------------------------|--|---|---------------------------------------|--|
|             | Year of sanction   | Purpose    | Amount sanctioned & released |  |   |                                       |  |
| 1           | 2  | 3          | 4                            | 5  | 6   | 7                                     | 8  |
| West Bengal | 1995-96  | Civil Work | Rs.23.75 lakhs               | Released.  | Not received                                  | Utilisation Certificate not received. | No   |

**Delhi**  
**Progress of Scheme of Teacher Education: CTEs/IASEs**

| State (with No. of Distts as on 1.4.02) | Type of Institute | No. for which entitled as per X plan guidelines | Sanctions    |                          | Out of 5, No. for which both instalments released | Out of 6, No. for which UCs for full amount received | Amount of programme grant sought by State for 2003-04 per institute | No. of extra posts sanctioned by State Govt. per institute | % of academic posts filled up |               | Period for which last QPR received | Issues   |
|---|-------------------|---|--------------|--------------------------|---|--|---|--|-------------------------------|---------------|------------------------------------|--|
|   |                   |   | Year         | Institute                |   |  |   |  | As on 31.12.03                | %             |                                    |  |
| 1                                       | 2                 | 3   | 4            | 5                        | 6   | 7  | 8   | 9  | 10                            | 11            | 12                                 | 13   |
| Delhi 9 Distts.                         | IASE (2)          | 1   | 2003-04      | 1<br>Delhi University    | 1   | 1  | 13.30 lakh  | Not available  | Not available                 | Not available | -                                  | 1. QPR not sent.<br>2. Recurring liability taken over by Delhi University. |
|   |                   |   | 2003-04      | 1<br>Jamia Milia Islamia | 1   | 1  | 19.22 lakh  | 14   | 31.12.03                      | 78.5          | -                                  | 1. QPR not sent.   |
|   |                   |   | <b>Total</b> | <b>2</b>                 | <b>2</b>  | <b>2</b>   |   |  |                               |               |                                    |  |
|   | CTE (Nil)         | 3   | -            | -                        | -   |  | -   | -  | -                             | -             |                                    |  |

Name of IASEs:

1. Dept. of Education, Delhi University.
2. Dept. of Education, Jamia Milia Islamia University.

**Delhi**

**Progress of Scheme of Teacher Education: (i) SCERTs (ii) Proposals under Revised Guidelines**

| State | Details of sanction of Central assistance for strengthening of SCERT |            |                              | Status of provision of matching share by State Govt. | Status of receipt of UC of Central assistance | Issues | Status of Receipt of Perspective Plan & SPB as per X Plan Guidelines |
|-------|--|------------|------------------------------|--|---|--------|--|
|       | Year of sanction   | Purpose    | Amount sanctioned & released |  |   |        |  |
| 1     | 2  | 3          | 4                            | 5  | 6   | 7      | 8  |
| Delhi | 1995   | Civil work | Rs.25 lakh                   | Full State share released.                           | UC submitted                                  | --     | Yes  |

**Lakshadweep**  
**Progress of Scheme of Teacher Education : DIETs**

| State       | No. of Distts as on 1.4.02 | DIETs            |                |     |       | Out of 6, No. for which both instts. released | Out of 7, No. for which UCs for full amount received | Amt. of Programme Grant sought by State per DIET for 03-04 | Whether recruitment rules framed | No. of Academic posts sanctioned by State per DIET | % of Academic Posts filled up |               | Period for which last QPR received | Issues |
|-------------|----------------------------|------------------|----------------|-----|-------|---|--|--|----------------------------------|--|-------------------------------|---------------|------------------------------------|--------|
|             |                            | Year of sanction | No. sanctioned |     |       |   |  |  |                                  |  | As on                         | %             |                                    |        |
|             |                            |                  | Up-graded      | New | Total |   |  |  |                                  |  |                               |               |                                    |        |
| 1           | 2                          | 3                | 4              | 5   | 6     | 7   | 8  | 9  | 10                               | 11   | 12                            | 13            | 14                                 | 15     |
| Lakshadweep | 1                          | 2002-03          | -              | 1   | 1     | 1   | -  | -  | No information                   | Not available                                      | Not available                 | Not available | Not sent                           |        |

No CTE  
No IASE  
No SCERT

**Pondicherry**  
**Progress of Scheme of Teacher Education : DIETs**

| State       | No. of Distts as on 1.4.02 | DIETs            |                |   | Out of 6, No. for which both instts. released | Out of 7, No. for which UCs for full amount received | Amt. of Programme Grant sought by State per DIET for 03-04 | Whether recruitment rules framed | No. of Academic posts sanctioned by State per DIET | % of Academic Posts filled up |               | Period for which last QPR received | Issues   |  |
|-------------|----------------------------|------------------|----------------|---|---|--|--|----------------------------------|--|-------------------------------|---------------|------------------------------------|----------|--|
|             |                            | Year of sanction | No. sanctioned |   |   |  |  |                                  |  | As on                         | %             |                                    |          |  |
| 1           | 2                          | 3                | 4              | 5 | 6   | 7  | 8  | 9                                | 10   | 11                            | 12            | 13                                 | 14       | 15   |
| Pondicherry | 4                          | 1991-92          | -              | 1 | 1   | 1  | -  | -                                | No information                                     | Not available                 | Not available | Not available                      | Not sent | 1. No programme grant asked On lower side.<br>2. Statement of Academic posts filled up not sent. |

No CTE  
No IASE

No SCERT

Adhoc Grants for In-service Programmes released to States during Jan.-  
March,2004

| S.No. | State/UT                  | Ad-hoc Grant for In-service Programmes released in 2003-04 (Rs. in lakhs) |
|-------|---------------------------|---|
| 1.    | Andaman & Nicobar Islands | -   |
| 2.    | Andhra Pradesh            | -   |
| 3.    | Arunachal Pradesh         | 5.70  |
| 4.    | Assam                     | 22.25   |
| 5.    | Bihar                     | -   |
| 6.    | Chandigarh                | -   |
| 7.    | Chhattisgarh              | 2.42  |
| 8.    | Dadra & Nagar Haveli      | -   |
| 9.    | Daman & Diu               | -   |
| 10.   | Delhi                     | 16.00   |
| 11.   | Goa                       | 0.13  |
| 12.   | Gujarat                   | 69.00   |
| 13.   | Haryana                   | 3.75  |
| 14.   | Himachal Pradesh          | 24.95   |
| 15.   | Jammu & Kashmir           | -   |
| 16.   | Jharkhand                 | -   |
| 17.   | Karnataka                 | 40.00   |
| 18.   | Kerala                    | 32.02   |
| 19.   | Lakshadweep               | -   |
| 20.   | Madhya Pradesh            | 114.00  |
| 21.   | Maharashtra               | -   |
| 22.   | Manipur                   | 13.28   |
| 23.   | Meghalaya                 | -   |
| 24.   | Mizoram                   | 6.00  |
| 25.   | Nagaland                  | 9.00  |
| 26.   | Orissa                    | 16.25   |
| 27.   | Pondicherry               | -   |
| 28.   | Punjab                    | 9.41  |
| 29.   | Rajasthan                 | 90.00   |
| 30.   | Sikkim                    | 1.75  |
| 31.   | Tamil Nadu                | -   |
| 32.   | Tripura                   | 0.50  |
| 33.   | Uttar Pradesh             | 31.35   |
| 34.   | Uttaranchal               | -   |
| 35.   | West Bengal               | -   |
| Total |                           | 521.06  |



## Annex IV

Statement showing States which have not been able to claim 2<sup>nd</sup> instalment of non-recurring assistance for a substantial number of DIET/CTE/IASE Projects sanctioned in 7<sup>th</sup>, 8<sup>th</sup> & 9<sup>th</sup> Plan period.

J&K

| Year    | No. sanctioned |      |       | Central Assistance released as 1 <sup>st</sup> Instalment (in cr. Rs.) | Out of nos. in Cols.2, 3 & 4, no. for which 1 <sup>st</sup> Instalment is yet to be claimed |      |       | Amt. of 1 <sup>st</sup> instt. For which carry forward requested upto |
|---------|----------------|------|-------|--|---|------|-------|---|
|         | DIETs          | CTEs | IASEs |  | DIETs   | CTEs | IASEs |   |
| 1       | 2              | 3    | 4     | 5  | 6   | 7    | 8     | 9   |
| 1987-88 | 10             | -    | -     | 3.24   | -   | -    | -     | No request for carry forward.   |
| 1991-92 | 4              | -    | -     | 1.25   | 1   | -    | -     |   |
| 1995-96 | -              | 1    | -     | 0.86 (civil work claimed for one CTE only)                             | -   | 1    | -     | No request for carry forward.   |
| Total   | 14             | 1    | -     | 5.35   | 1   | 1    | -     |   |

Gujarat

| Year    | No. sanctioned |      |       | Central Assistance released as 1 <sup>st</sup> Instalment (in cr. Rs.) | Out of nos. in Cols.2, 3 & 4, no. for which 1 <sup>st</sup> Instalment is yet to be claimed |      |       | Amt. of 1 <sup>st</sup> instt. For which carry forward requested upto |
|---------|----------------|------|-------|--|---|------|-------|---|
|         | DIETs          | CTEs | IASEs |  | DIETs   | CTEs | IASEs |   |
| 1       | 2              | 3    | 4     | 5  | 6   | 7    | 8     | 9   |
| 1987-88 | 13             | 2    | 1     | 3.74   | 3   | -    | -     | No request for carry forward.   |
| 1988-89 | -              | 2    | 1     | 0.70   | -   | -    | -     |   |
| 1992-93 | 4              | -    | -     | 1.35   | 2   | -    | -     |   |
| 1994-95 | 2              | -    | -     | 1.17   | 2   | -    | -     |   |
| 2000-01 | -              | 3    | 2     | 2.34   | -   | 3    | 2     |   |
| 2001-02 | 4              | -    | -     | 2.01   | 4   | -    | -     |   |
| Total   | 23             | 7    | 4     | 11.31  | 11  | 3    | 2     |   |

Madhya Pradesh

| Year    | No. sanctioned |      |       | Central Assistance released as 1 <sup>st</sup> Instalment (in cr. Rs.) | Out of nos. in Cols.2, 3 & 4, no. for which 1 <sup>st</sup> Instalment is yet to be claimed |      |       | Amt. of 1 <sup>st</sup> instt. For which carry forward requested upto |
|---------|----------------|------|-------|--|---|------|-------|---|
|         | DIETs          | CTEs | IASEs |  | DIETs   | CTEs | IASEs |   |
|         | 2              | 3    | 4     | 5  | 6   | 7    | 8     | 9   |
| 1987-88 | 9              | -    | -     | 2.66   | -   | -    | -     | No carry forward request.   |
| 1988-89 | 15             | -    | -     | 4.46   | -   | -    | -     |   |
| 1989-90 | 14             | -    | -     | 4.12   | -   | -    | -     |   |
| 1992-93 | -              | 6    | 2     | 2.55   | -   | 6    | 2     |   |
| Total   | 38             | 6    | 2     | 13.79  | -   | 6    | 2     |   |

Maharashtra

| Year    | No. sanctioned |      |       | Central Assistance released as 1 <sup>st</sup> Instalment (in cr. Rs.) | Out of nos. in Cols.2, 3 & 4, no. for which IInd Instalment is yet to be claimed |      |       | Amt. of 1st instt. For which carry forward requested upto     |
|---------|----------------|------|-------|--|--|------|-------|---|
|         | DIETs          | CTEs | IASEs |  | DIETs  | CTEs | IASEs |   |
| 1       | 2              | 3    | 4     | 5  | 6  | 7    | 8     | 9   |
| 1988-89 | 11             | 4    | 1     | 3.81   | -  | -    | -     |   |
| 1994-95 | 4              | -    | -     | 1.68   | 5  | -    | -     | Carry forward permission allowed upto 31.3.2005 for 12 DIETs. |
| 1995-96 | 15             | -    | -     | 6.05   | 11   | -    | -     |   |
| Total   | 30             | 4    | 1     | 11.54  | 14   | -    | -     |   |

Orissa

| Year    | No. sanctioned |      |       | Central Assistance released as 1 <sup>st</sup> Instalment (in cr. Rs.) | Out of nos. in Cols.2, 3 & 4, no. for which IInd Instalment is yet to be claimed |      |       | Amt. of 1st instt. For which carry forward requested upto |
|---------|----------------|------|-------|--|--|------|-------|---|
|         | DIETs          | CTEs | IASEs |  | DIETs  | CTEs | IASEs |   |
| 1       | 2              | 3    | 4     | 5  | 6  | 7    | 8     | 9   |
| 1987-88 | 5              | 2    | 2     | 2.68   | -  | -    | -     |   |
| 1988-89 | 6              | 1    | -     | 1.78   | -  | -    | -     |   |
| 1992-93 | 2              | 3    | 1     | 1.67   | -  | 3    | 1     | No request for carry forward of Rs.167.00 lakhs           |
| 2002-03 | 4              | -    | -     | 3.00   | 4  | -    | -     | No request for carry forward of Rs.207.46 lakhs           |
| Total   | 17             | 6    | 3     | 9.13   | 4  | 3    | 1     |   |

Bihar

| Year         | No. sanctioned |          |          | Central Assistance released as 1 <sup>st</sup> Instalment (in cr. Rs.) | Out of nos. in Cols.2, 3 & 4, no. for which 1 <sup>st</sup> Instalment is yet to be claimed |          |          | Amt. of 1 <sup>st</sup> instt. For which carry forward requested upto |
|--------------|----------------|----------|----------|--|---|----------|----------|---|
|              | DIETs          | CTEs     | IASEs    |  | DIETs   | CTEs     | IASEs    |   |
| 1            | 2              | 3        | 4        | 5  | 6   | 7        | 8        | 9   |
| 1991-92      | 6              | 1        | -        | 2.52   | 5   | 1        | -        | No request for carry forward  |
| 1992-93      | 12             | 2        | -        | 6.64   | 6   | 1        | -        |   |
| <b>Total</b> | <b>18</b>      | <b>3</b> | <b>-</b> | <b>9.16</b>  | <b>11</b>   | <b>2</b> | <b>-</b> |   |

Jharkhand

| Year         | No. sanctioned |          |          | Central Assistance released as 1 <sup>st</sup> Instalment (in cr. Rs.) | Out of nos. in Cols.2, 3 & 4, no. for which 1 <sup>st</sup> Instalment is yet to be claimed |          |          | Amt. of 1 <sup>st</sup> instt. For which carry forward requested upto |
|--------------|----------------|----------|----------|--|---|----------|----------|---|
|              | DIETs          | CTEs     | IASEs    |  | DIETs   | CTEs     | IASEs    |   |
| 1            | 2              | 3        | 4        | 5  | 6   | 7        | 8        | 9   |
| 1991-92      | 3              | -        | -        | 1.50   | 3   | -        | -        | No request for carry forward  |
| 1992-93      | 4              | 1        | -        | 2.05   | 4   | 1        | -        |   |
| <b>Total</b> | <b>7</b>       | <b>1</b> | <b>-</b> | <b>3.55</b>  | <b>7</b>  | <b>1</b> | <b>-</b> |   |

West Bengal

| Year      | No. sanctioned |      |       | Central Assistance released as 1 <sup>st</sup> Instalment (in cr. Rs.) | Out of nos. in Cols.2, 3 & 4, no. for which 1 <sup>st</sup> Instalment is yet to be claimed |      |       | Amt. of 1 <sup>st</sup> instt. For which carry forward requested upto  |
|-----------|----------------|------|-------|--|---|------|-------|--|
|           | DIETs          | CTEs | IASEs |  | DIETs   | CTEs | IASEs |  |
| 1         | 2              | 3    | 4     | 5  | 6   | 7    | 8     | 9  |
| 1993-94   | 5              | -    | -     | 1.95   | -   | -    | -     | For DIETs carry forward allowed upto 31.3.2003. Request for further carry forward received but State yet to confirm matching provision in the State budget. For CTEs no request for carry forward received from the State. |
| 1994-95   | -              | 1    | 1     | 0.53   | -   | 1    | -     |  |
| 1996-97   | 8              | -    | -     | 3.85   | -   | -    | -     |  |
| 2000-2001 | 3              | 3    | 1     | 3.67   | 3   | 3    | -     |  |
| Total     | 16             | 4    | 2     | 10.00  | 3   | 4    | -     |  |

Assam

| Year    | No. sanctioned |      |       | Central Assistance released as 1 <sup>st</sup> Instalment (in cr. Rs.) | Out of nos. in Cols.2, 3 & 4, no. for which 1 <sup>st</sup> Instalment is yet to be claimed |      |       | Amt. of 1 <sup>st</sup> instt. For which carry forward requested upto   |
|---------|----------------|------|-------|--|---|------|-------|---|
|         | DIETs          | CTEs | IASEs |  | DIETs   | CTEs | IASEs |   |
| 1       | 2              | 3    | 4     | 5  | 6   | 7    | 8     | 9   |
| 1987-88 | 6              | -    | -     | 1.82   | -   | -    | -     | Carry forward request for Rs 243.60 lakh received. State has not confirmed provision for the amount in the State budget for 2004-05. No carry forward request beyond 31.3.01 for Rs.110.31 lakh for CTEs. Carry forward for 2 CTEs (95-96) for Rs.93 lakh last permitted upto 31.3.03. No further request from State. |
| 1988-89 | 6              | 3    | -     | 2.46   | 1   | -    | -     |   |
| 1992-93 | -              | 4    | -     | 0.94   | -   | 4    | -     |   |
| 1993-94 | 7              | -    | -     | 3.03   | 7   | -    | -     |   |
| 1995-96 | -              | 2    | -     | 0.93   | -   | 2    | -     |   |
| Total   | 19             | 9    | -     | 9.18   | 8   | 6    | -     |   |

## Annex V

Status of Receipt of (i) Proposals under Teacher Education Scheme as per X<sup>th</sup> Plan Guidelines, and (ii) One Time Status Report on DIETs sought in April, 2004

| S. No. | State/UT                  | Whether Proposals received  | Whether Status Report received |         |          |
|--------|---------------------------|---|--------------------------------|---------|----------|
|        |                           |   | Part I                         | Part II | Part III |
| 1.     | Andaman & Nicobar Islands | No  | No                             | No      | No       |
| 2.     | Andhra Pradesh            | No  | No                             | No      | No       |
| 3.     | Arunachal Pradesh         | No  | Yes                            | Yes     | Yes      |
| 4.     | Assam                     | Yes. To be considered by TEAB on 24.9.2004.                                   | Yes                            | Yes     | Yes      |
| 5.     | Bihar                     | No  | No                             | No      | No       |
| 6.     | Chandigarh                | No  | No                             | No      | No       |
| 7.     | Chhattisgarh              | Yes. Considered by TEAB on 15.9.2004.   | Yes                            | Yes     | Yes      |
| 8.     | Dadra & Nagar Haveli      | No  | No                             | No      | No       |
| 9.     | Daman & Diu               | No  | No                             | No      | No       |
| 10.    | Delhi                     | Yes.  | No                             | No      | No       |
| 11.    | Goa                       | No  | Yes                            | Yes     | Yes      |
| 12.    | Gujarat                   | Yes. Considered by TEAB on 2.9.2004.  | Yes                            |         |          |
| 13.    | Haryana                   | Yes. Revised consolidated proposal not yet received.                          | No                             | No      | No       |
| 14.    | Himachal Pradesh          | Yes. Under appraisal with NCTE.   | No                             | No      | No       |
| 15.    | Jammu & Kashmir           | No  | No                             | No      | No       |
| 16.    | Jharkhand                 | No  | No                             | No      | No       |
| 17.    | Karnataka                 | Yes. Considered by TEAB on 15.9.2004.   | Yes                            | Yes     | Yes      |
| 18.    | Kerala                    | No  | No                             | No      | No       |
| 19.    | Lakshadweep               | Yes   | No                             | No      | No       |
| 20.    | Madhya Pradesh            | Yes. Considered by 2 <sup>nd</sup> TEAB on 18.8.2004                          | Yes                            | Yes     | Yes      |
| 21.    | Maharashtra               | Yes. To be considered in TEAB on 6.10.2004.                                   | Yes                            | No      | No       |
| 22.    | Manipur                   | Yes   | Yes                            | No      | No       |
| 23.    | Meghalaya                 | No  | Yes                            | Yes     | Yes      |
| 24.    | Mizoram                   | Yes. Considered by 2 <sup>nd</sup> TEAB on 18.8.2004                          | Yes                            | No      | No       |
| 25.    | Nagaland                  | Yes. To be considered in TEAB on 6.10.2004.                                   | No                             | No      | No       |
| 26.    | Orissa                    | Yes. (to be reconsidered by TEAB, on receipt of addl. information from State) | Yes                            | No      | No       |
| 27.    | Pondicherry               | No  | No                             | No      | No       |
| 28.    | Punjab                    | No  | Yes                            | Yes     | Yes      |
| 29.    | Rajasthan                 | Yes. To be considered by TEAB on 24.9.2004.                                   | No                             | No      | No       |
| 30.    | Sikkim                    | No  | Yes                            | No      | No       |
| 31.    | Tamil Nadu                | Yes. Considered by TEAB on 6.7.2004.  | Yes                            | No      | No       |
| 32.    | Tripura                   | Yes.  | Yes                            | Yes     | Yes      |
| 33.    | Uttar Pradesh             | Yes. Considered by 2 <sup>nd</sup> TEAB on 18.8.2004                          | No                             | No      | No       |
| 34.    | Uttaranchal               | No  | No                             | No      | No       |
| 35.    | West Bengal               | No  | No                             | No      | No       |

## **Programme of Mobilizing Local Support to Primary Schools (PLUS)**

### **1. Background:**

Bulk of the Primary Education System in the country is in the Govt./Semi-Govt. (Local Body) sector, and has suffered from deprivation and degradation due to inadequate allocation of resources over several decades. It also suffers from what might be called "Social Attention Deficit" i.e. sheer lack of attention and concern, bordering on neglect, by the community.

The Sarva Shiksha Abhiyan (SSA) Strategy comprises community mobilization for-and ownership of primary education. An essential component of this element is contribution by the community, and its leaders, for improvement of primary education.

Keeping in the mind the above, the Department has developed a scheme called Programme of Mobilising Local Support to Primary Schools (PLUS) in February, 2004. A copy of its Guidelines is enclosed. It is a systematic effort at mobilization of local support for improvement of primary education.

#### **1. The main Objective of the scheme are:-**

- To Improve performances of schools by way of enrolment, retention and achievement levels of children, and
- Improve physical facilities

#### **2. Who may support**

Anyone with interested desire and commitment to improve primary school education namely. Elected Representatives (MPs, MLAs, Presidents of District and Block Panchayat, Municipalities); Educationists, Scientist, Institution under HRD Ministry, Universities; Voluntary Agencies and other socially committed bodies; Industrial establishment, Public Sector Undertakings, Banks and Financial Institution etc Newspaper / Media groups and others.

### 3. Modalities of support

Support could be one time/non-recurring nature on activities such as for construction/repairs/improvement/expansion of school building, for School Library /Book Bank, for purchase of equipments/materials for teaching learning / Sports and other activities, for equipments / utensils for MDM, Awards/incentives/assistance to disadvantaged children, Aids and appliances for Children with Special Needs.

Recurring assistance for annual maintenance of building /others school facilities, money / material for MDM, academic support to teachers, scholarship/academic help to needy children.

II. Guidelines for Plus were sent to all State Chief Ministers by Human Resource Development Minister in Feb., 2004 with the request to implement PLUS vigorously with such modifications as the State Government concerned deem fit. They were also urged to request MLAs, MLCs and Members of local bodies to allocate at least 10% of their Local Area Development Funds for improvement of Govt./Semi Govt. Primary Schools, and to "adopt" a few of them. Members of Lok Sabha and Rajya Sabha have also been requested to sanction funds from their MPLADs allocation for Govt. and Semi Govt. Primary Schools and also "adopt" a few of them.

Chief Secretaries were also requested to take priority action on PLUS. They were also reminded on 7.7.04 at the level of Secretary (EE&L). However, so far only twelve States (Karnataka, Gujarat, Uttaranchal, MP, Bihar, Mizoram, Rajasthan, Manipur, Chhattisgarh, Orissa, Tamil Nadu, Tripura) and Union Territory of Delhi have informed having initiated action on PLUS. (Even out of these twelve, responses of MF and Bihar are highly preliminary in nature). Remaining 16 States, as also Bihar and MP, and rest UTs are requested to vigorously implement PLUS and inform the Ministry.



## **Programme of Mobilising Local Support to Primary Schools (PLUS)**

### **Background;**

Bulk of the Primary Education System in the country is in the Govt./ Semi-Govt. (Local Body) sector, and has suffered from deprivation and degradation due to inadequate allocation of resources over several decades. It also suffers from what might be called "Social Attention Deficit" i.e. sheer lack of attention and concern, bordering on neglect, by the community.

The Sarva Shiksha Abhiyan (SSA) Strategy comprises community mobilisation for - and ownership of - primary education. An essential component of this element is contribution by the community, and its leaders, for improvement of primary education.

Programme of Mobilising Local Support to Primary Schools (PLUS) is envisaged as a systematic effort at mobilisation of local support for improvement of primary education. It is premised on the belief that, apart from the massive vertical - but impersonal - flow of resources from the central and state levels to the Primary School, it is necessary to also harness and mobilise local resources and commitment for its revitalisation - in other words, to promote a horizontal flow of resources and attention to the Primary School. Its underlying approach is that "as many people and organisations as possible should be motivated to contribute whatever resources they can - time/knowledge/money/ materials - to needy Primary Schools."

### **2. Objectives :**

PLUS would aim to have as many Govt./Semi-Govt. Primary Schools supported by socially-committed individuals and bodies in its vicinity as possible, with a view to :

- Improving their performance by way of enrolment, retention and achievement levels of children, and
- Improving their physical facilities.

Many PLUS schools will also, over time, be expected to assume a pace-setting role for the other schools.

### **3. Who may support?**

Anyone with the interest, desire and commitment to improve education in a Primary School, e.g.

- Elected representatives (MPs, MLAs/MLCs, Mayors, Presidents of Distt. & Block Panchayats and Municipalities, Members of PRIs and Mpl bodies)
- Academic Institutions (NCERT, NIEPA, RIEs, SCERTs, SIEMTs, DIETs, CTEs, IASEs, Univ. Deptts. of Education, Colleges - especially those with NSS Units or

Education/Home Science Deptts., and Women's Colleges; Public Schools, Central and Navodaya Schools, etc.)

- Academicians, Educationists, Teacher-Educators, Eminent Retd. Teachers (e.g. National/State awardees), Teachers' and other professional associations
- Voluntary Agencies
- Socially-committed bodies/organisations (especially those belonging to women), and individuals
- Industrial establishments, Public Sector Undertakings, Banks & Financial Institutions; Associations of Trade & Industry
- Newspaper/Media Groups
- Administrators

**4. Kinds of Schools for which Local Support will be mobilised?**

Govt./Semi-Govt Schools imparting primary education (i.e. including Upper Primary Schools with Primary sections), especially:

- Girls' Primary Schools
- Co-educational Primary Schools located in or near deprived areas (e.g. tribal/hilly/forested areas, urban slums etc.)
- A Primary /Upper Primary School where the person supporting may himself/herself have studied, or which is located in his/her area of work (constituency, district, block etc.)

**5. Modalities of Support**

Support given may be of one time/non-recurring nature, or of recurring nature, or both.

Examples :

**Non-recurring**

- Money/material for construction/repairs/improvement/expansion of school building
- Books for School Library/Book Bank
- Equipment/material for teaching-learning, sports and extra-curricular activities
- School furniture
- Equipment/utensils for mid-day meals
- Awards/Incentives/Assistance to disadvantaged children in terms of money and materials
- Aids and appliances for children with special needs

**Recurring**

- Annual maintenance of building and other school facilities
- Money/material for cooking mid-day meal
- Academic support to teachers
- Contribution of time and attention for improvement of enrolment, retention and achievement of children in the school
- Scholarships and academic help to needy children

In cases where the nature of support is substantial and extended over a period of two years or more, it may be described as 'adoption' of the school.

**6. How will support be enlisted?**

**6.1 Support by Elected Representatives:**


Every Member of Parliament and State Legislature, every Mayor, and every President of a Distt. /Block Panchayat and Municipality will be requested to support/ 'adopt' at least one Primary School. MPs have funds at their disposal under MPLADs, as do MLAs/MLCs, etc. in several states under similar schemes. They will be requested to set apart at least 10% of their LAD allocation each year, starting from 2003-04, for PLUS and for UEE efforts generally, in their respective constituencies.

**6.2 Support by Others :**

Bodies and individuals of the types mentioned in para 3, will be approached at various levels to join PLUS, e.g.

- i) At national level - by the Ministry of HRD, Deptt. of Elementary Education & Literacy
- ii) At State level - by the Department of Elementary/School Education
- iii) At District level -- by the Chairman/CEO, Zila Parishad, Collector, and Distt. Coordinator, SSA.
- ii) At Block level - by the Chairman/CEO, Panchayat Samiti, SDO/BDO and Block Coordinator, SSA
- iii) At Municipal level - by Mayor/Municipal Commissioner, Chairman/CEO, Municipal Committee.
- iv) At Village level - by Sarpanch/Gram panchayat
- v) At School level - by SMC/VEC, School staff

Support will also be mobilised through media appeals



**LIBRARY & DOCUMENTATION CENTER**  
 National Institute of Educational Planning and Administration  
 17-B, Outer Ring Road Marg,  
 New Delhi-110016  
 DOC, No. 2-12490  
 Date 2-11-2004

**7. Some Procedural Details:**