

FOR REFERENCE ONLY

AGENDA NOTES FOR THE CONFERENCE OF STATE
EDUCATION SECRETARIES/SPDS OF SSA TO BE
HELD ON 31ST JULY, 2008 & 1ST AUGUST, 2008.

Discussion on SSA Programme


At 11.45 A.M. on 31st July, 2008 in
Hall No.5, Vigyan Bhawan



NUEPA DC



D13371



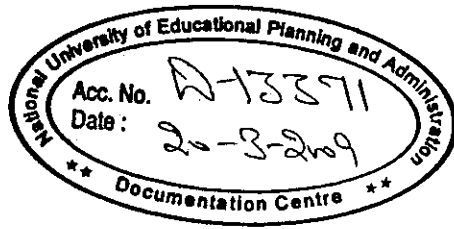
Government of India

Ministry of Human Resource Development
Department of School Education & Literacy

379:23

IND-I

D13371



Agenda items for Conference of Education Secretaries/SPDs of SSA of States/UTs to be held on 31st July, 2008 & 1st August, 2008 – discussion on SSA programme

31st July, 2008

Session I – SSA – Quality Issues

I. 11.45 a.m. to 12.15 p.m. Findings of Class III, VII/VIII national sample survey 2nd Round

Under the SSA, in order to track the impact of the programme in improving learning outcomes of children, the SSA framework provides for a national sample survey on pupil learning levels for Class III, Class V and Class VII/VIII, every three years. The NCERT, therefore, conducted such a sample survey for Class V in 2002-03, for Class III and Class VII/VIII in 2003-04. The first round of such surveys helped to establish a baseline of the pupil achievement levels and subsequent assessments are expected to show the changes in pupil achievements. The NCERT surveys cover a representative sample of students across districts and three main areas for example, Language, Mathematics and Environmental Science. It looks at three critical classes, two of which are the terminal years of the primary cycle and the elementary cycle. Class III is a crucial interim year in the primary stage of education, where basic learning at Class I and II is necessary to be able to graduate to more difficult areas of learning.

NCERT conducts Periodic pupil achievement surveys, at key grades of the elementary education cycle for national trends, interstate comparability and independent assessment.

The Department of Educational Measurement and Evaluation, NCERT will make a Presentation.

II. 12.15 p.m. to 12.45 p.m. Systemic Quality Index (NCERT)

A Systemic Quality Index (SQI) has been developed with the guidance of the National Expert Group in Assessment at Elementary Education, by NCERT, to provide a model for efficiency and effectiveness of the school system in facilitating children's learning.

The Systemic Quality Index is important because extreme inequalities in form of infrastructure, human resources, school environment, access and opportunity exist within schools and between schools in India. It is important to have a framework that would help us place the child's learning achievement within a web of these interrelated factors, and interpret it appropriately.

The Department of Educational Measurement and Evaluation, NCERT will make a Presentation

111. 12.45 p.m. to 1.30 p.m.

(i) Findings of Time on Task Study (TSG)

The study was commissioned by MHRD, to find out how students spend their time in school and specifically, how much time is spent on 'active learning' in classrooms. The average time spent by students on curricular, co-curricular and other activities inside and outside the classroom has been estimated. The study was conducted in 5 States. Activities of students and teachers were observed in classrooms for 5 to 6 days in each of about 100 sample schools in each state. The study was done with the help of DIETs/ SCERTs.

The Research Unit, TSG for SSA, will make a Presentation.

(ii) Discussion on approved Quality Improvement Programmes for 2008-09 & State Action in implementation (EE.II Bureau, NCERT & IGNOU)

(a) Progress in teacher training under SSA (up to March end, 2008).

| Teacher Training | Target (in lakhs) | Achievement (in lakhs) | % of achievement |
|--------------------------------|----------------------|---------------------------|------------------|
| In-Service | 3573735 | 2588970 | 72% |
| Induction | 335359 | 205255 | 61% |
| Training of untrained teachers | 348124 | 231180 | 66% |

Issues :

20-days In-service Training

The overall achievement for 20-days in-service training conducted in 2007-08 was 2588970 teachers against a target of 3573735 teachers, which reflects a 72% overall achievement. The states with the highest achievement of 100% against their proposed targets include Arunachal Pradesh, Delhi and Tamil Nadu. The states with the lowest achievement include Sikkim (19%), Tripura (25%), and Manipur (28%).

17 States achieved between 80 to 100% of their targets including Andhra Pradesh (92%), Arunachal Pradesh (100%), Assam (83%), Chandigarh (92%), Chhattisgarh (84%), Dadra & Nagar Haveli (96%), Delhi (100%), Goa (83%), Gujarat (95%), Haryana (91%), Kerala (87%), Mizoram (82%), Nagaland (93%), Puducherry (87%), Tamil Nadu (100%), Uttarakhand (88%), and West Bengal (93%).

8 States achieved between 60 to 80% of their targets including Himachal Pradesh (71%), Jammu & Kashmir (62%), Karnataka (65%), Madhya Pradesh (67%), Orissa (65%), Punjab (66%), Rajasthan (65%), and Uttar Pradesh (53%).

3 States achieved between 40 to 60% of their targets including Bihar (49%), Jharkhand (44%), and Maharashtra (54%).

7 States achieved below 40% of their targets including Andaman & Nicobar Islands (32%), Daman & Diu (38%), Lakshadweep (35%), Manipur (28%), Meghalaya (39%), Sikkim (19%), and Tripura (25%).

Teacher performance standards should be developed (ADEPTS framework could be used) and inputs under in service training programmes should be tailored to enable teachers to perform at these standards.

30-days Induction Training

The overall achievement for 30-days Induction training conducted in 2007-08 was **205255 teachers against a target of 335359 teachers**, which reflects a **61% overall achievement**. The states with the highest achievement of 100% against their proposed targets include Arunachal Pradesh, Chandigarh, Delhi, Karnataka, Meghalaya, Mizoram, Puducherry and Tamil Nadu. The states with the lowest achievement of 0% against their proposed targets include Andaman & Nicobar Island, Andhra Pradesh, Haryana, Jammu & Kashmir, Nagaland and Sikkim.

12 States achieved between 80 to 100% of their targets including Arunachal Pradesh (100%), Chandigarh (100%), Delhi (100%), Goa (91%), Gujarat (95%), Karnataka (100%), Meghalaya (100%), Mizoram (100%), Orissa (92%), Puducherry (100%), Rajasthan (89%), and Tamil Nadu (100%).

6 States achieved between 60 to 80% of their targets including Dadra & Nagar Haveli (73%), Jharkhand (73%), Madhya Pradesh (74%), Punjab (70%), Uttar Pradesh (75%), and West Bengal (78%).

2 States achieved between 40 to 60% of their targets including Bihar (40%) and Uttarakhand (49%).

8 States achieved below 40% of their targets including Andaman & Nicobar Island (0%), Andhra Pradesh (0%), Daman & Diu (33%), Haryana (0%), Jammu & Kashmir (0%), Kerala (23%), Nagaland (0%), and Sikkim (0%).

7 States had indicated no target for 2007-08, including Assam, Chhattisgarh, Himachal Pradesh, Lakshadweep, Maharashtra, Manipur and Tripura.

60-days Training of Untrained Teachers

The overall achievement for 60-days training for untrained teachers conducted in 2007-08 was **231180 teachers against a target of 348124 teachers**, which reflects a **66% overall achievement**. The states with the highest achievement of 100% against their proposed targets include Chhattisgarh, Mizoram, and Tripura. The states with the lowest achievement of 0% against their proposed targets include Andhra Pradesh, Chandigarh, Jammu & Kashmir, Madhya Pradesh, Orissa, and Sikkim.

6 States achieved between 80 to 100% of their targets including Bihar (80%), Chhattisgarh (100%), Manipur (86%), Mizoram (100%), Tripura (100%), and Uttar Pradesh (84%).

2 States achieved between 60 to 80% of their targets including Assam (64%) and Jharkhand (75%).

1 State achieved between 40 to 60% of its target, namely Maharashtra (53%).

10 States achieved below 40% of their targets including Meghalaya (31%), Nagaland (31%), Arunachal Pradesh (23%), Uttarakhand (1%), Andhra Pradesh (0%), Chandigarh (0%), Jammu & Kashmir (0%), Madhya Pradesh (0%), Orissa (0%), and Sikkim (0%).

16 States had indicated no target for 2007-08, including Andaman & Nicobar Island, Dadra & Nagar Haveli, Daman & Diu, Delhi, Goa, Gujarat, Haryana, Himachal Pradesh, Karnataka, Kerala, Lakshadweep, Puducherry, Punjab, Rajasthan, Tamil Nadu, and West Bengal.

Impact of Teacher training on classroom transactions should be assessed.

Focus on training teachers in appropriate pedagogy of reading and basic numeracy in the early primary grades.

Appropriate training to teachers in science and mathematics at the upper primary stage

Target for training in 2008 – 09:

- In-service training: 4149392
- Induction training: 238801
- Training of untrained teachers: 171652

Distribution of free textbooks under SSA (upto March end 2008).

| Component | Target (in crore) | Achievement (in crore) | % of achievement |
|-----------------------|------------------------------|-----------------------------------|-------------------------|
| Free Textbooks | 6.91 | 6.88 | 100% |

Issues:

1. **Progress in distribution of free textbooks is 0%** in D&N Haveli only. Progress is 95% in Chandigarh, 77% in Gujarat, 93% in Haryana, 94% in Himachal Pradesh, 85% in Meghalaya and 99% in Rajasthan. In all other states with targets under SSA, achievement is 100%.
2. Need to ensure distribution of free textbooks at the beginning of the academic session to all children in all the languages of instruction in the State/UT.

3. Need to ensure distribution of Braille textbooks, audio books, etc. to Children With Special Needs (CWSN) at the beginning of academic session, in all subjects of all grades at the elementary stage.
4. Target for free textbook distribution in 2008 – 09: 85466802

**Block Resource Centres and Cluster Resource Centres under SSA
(up to March end 2008).**

| Component | Target | Achievement | % of achievement |
|--------------------------|--------|-------------|------------------|
| Block Resource Centres | 6413 | 6395 | 100 |
| Cluster Resource Centres | 71381 | 69210 | 97 |

Issues :

1. **100% operationalisation of BRCs has not yet been done** in Bihar, Gujarat, Jharkhand, Kerala and Punjab.
2. **100% operationalisation of CRCs has not yet been done** in Goa (87%), Jharkhand, Kerala, Mizoram (88%), Puducherry (60%), Rajasthan (90%) and West Bengal (60%).
3. Need for proper staffing and filling all vacant positions at BRCs/CRCs.
4. Need to define role of BRCs/CRCs with primacy to their academic support role.
5. Need to ensure linkages with DIETs and SCERTs.
6. Need to ensure training of all BRCs/CRCs coordinators and resource persons every year.
7. Target for BRCs and CRCs in 2008 – 09:
 - BRCs: 6473
 - CRCs: 71984

TLM Grants (upto March end, 2008)

| Component | Target (in lakhs) | Achievement (in lakhs) | % of achievement |
|--------------------------------------|----------------------|---------------------------|------------------|
| Teaching Learning Material grants | 40.64 | 35.96 | 88 |

Issues :

1. **TLM grants have not been distributed** in Andhra Pradesh and Sikkim
2. The progress is 88%. **Less than 80% progress** observed in Assam (77%).

3. Need to ensure timeliness in distribution of TLM grants.
4. Need to ensure training of teachers in the development of appropriate TLM to support activity based pedagogy in classrooms.
5. Target for TLM grants in 2008 – 09: 4147819

Teaching Learning Equipment grants under SSA (up to March end, 2008).

| Component | Target (No. of schools) | Achievement (No. of schools) | % of achievement |
|------------------------------------|-------------------------|------------------------------|------------------|
| Teaching Learning Equipment grants | 45,560 | 34,340 | 75% |

Issues :

1. Chandigarh, Chhattisgarh, Delhi, Haryana, Jammu and Kashmir, Tamil Nadu, Karnataka, Madhya Pradesh, Maharashtra, Meghalaya, Mizoram, Tripura, Uttar Pradesh and Arunachal Pradesh have registered 100% progress in the distribution of TLE grants.
2. **Less than 50% progress** reported in Bihar (33%), D & N Haveli (0%), Jharkhand (43%), Puducherry (20%), Uttarakhand (37%) and West Bengal (8%).
3. Need to ensure timeliness in distribution of TLE grants.
4. Target for TLE grants in 2008 – 09: 33189

School grants under SSA (upto March end, 2007).

| Component | Target (No. of schools) | Achievement (No. of schools) | % of achievement |
|---------------|-------------------------|------------------------------|------------------|
| School grants | 11.31 lakhs | 10.94 lakhs | 97% |

Issues :

1. **Overall progress is satisfactory.**
2. Need to ensure timeliness in distribution of school grants.
3. Target for School grants in 2008 – 09: 1037569

Learning Enhancement Programmes under SSA (up to March end, 2008)

From 2008-09, 2% of the total SSA outlay for a district is available for specific quality enhancement programmes such as Science and Maths laboratories at upper primary, programmes for strengthening, reading and mathematics in the early primary grades etc. This provision covers inputs/funding for components not covered under any other SSA

component, and are targeted specifically to inclass/school components directly accessed by students.

PAB in 2008-09 has supported learning enhancement programmes in nearly all states for strengthening the quality related interventions under SSA and also for enhancing children's learning achievement both at primary and upper primary level. At primary level the focus has been on acquisition of basic literacy and numeracy skills in early grades through large scale reading programmes, activity based learning programmes, etc. For upper primary level PAB has approved activities related to quality improvement in Science and Maths education and in English teaching. States have been supported for setting, up Science and Maths labs, effective use of workbooks/ worksheets and also audio visual programmes.

Learning Enhancement Programmes have been approved in 26 States/UTs, so far.

Issues:

1. Conduct of baseline and endline achievement surveys by States, to assess the impact of LEP interventions.
2. LEP implementation to be done within the overall SSA framework for quality, integrating inputs from different components like teacher training, grants to schools and teachers, remedial teaching etc.
3. Target for LEP programmes in 2008 - 09:

Primary level:

- Districts to be covered: 410
- Schools to be covered: 449356

Upper Primary level:

- Districts to be covered: 268
- Schools to be covered: 133703

Appointment of teachers under SSA (progress up to March end, 2008).

| Component | Target | Achievement | % of achievement |
|-------------------------|-------------|-------------|------------------|
| Appointment of teachers | 11.32 lakhs | 9.11 lakhs | 80% |

Issues:

1. Large gaps in teacher recruitment remain in Bihar (57630), Jammu & Kashmir (10072), Madhya Pradesh (12753), Rajasthan (48673), West Bengal (41972), Jharkhand (16026) and Orissa (8471).

2. Although PTR at national level is optimal, at 36:1 for primary and 32:1 for upper primary, there are 68 districts for Primary level and 28 districts for Upper Primary level with PTR above 60: 1. There is an urgent need to focus on PTRs at school level and on the rationalization in deployment of teachers in schools.
3. Teacher remuneration and service conditions, especially of contract teachers, need to be examined.

Computer Aided Learning:

1. Computer Aided Learning (CAL) is operational in 25982 schools covering 48.19 lakh students with the partnership of 69 private/NGO partners.
2. Norms under SSA have been altered to allow for up to Rs. 50 lakh per district (from the Innovation Head) to computer aided education facilities. The focus of CAL will be to maximize coverage in upper primary schools with special emphasis on science and mathematics. Hardware, software, training, maintenance and resource support, if required, could be included in this component.

Meeting with State Education Secretaries and State Project Directors on 31st July, 2008 & 1st August, 2008

Agenda

Item: Progress of Kasturba Gandhi Balika Vidyalayas (KGBVs) under SSA

The Kasturba Gandhi Balika Vidyalaya scheme was launched in July 2004 for setting up residential schools at upper primary level for girls belonging to SC, ST, OBC and minority communities in educationally backward blocks where the female rural literacy is below the national average (46.13%) and gender gap in literacy is more than the national average (21.59%). The objective is to ensure access and quality education to such girls by opening facilities in areas with concentration of tribal population, SC and minority; in areas with low female literacy and in scattered habitations that do not qualify for a school. In view of the targeted nature of the scheme, 75 % seats are reserved for SC, ST, OBC and minority girls and 25 % for BPL girls. The KGBV scheme is merged with Sarva Shiksha Abhiyan w.e.f. 1st April 2007. However, separate account would need to be maintained for operating funds of Kasturba Gandhi Balika Vidyalaya.

The Government of India has sanctioned 2180 KGBVs upto March, 2007. Out of these 1991 KGBVs are reported to be operational and 1,82,960 girls enrolled in them. Details thereof are placed at **Annexure-I**.

REVIEW OF STATUS

States where KGBVs fully Operational

- Arunachal Pradesh, Assam, Chhattisgarh, Haryana, Himachal Pradesh, Jharkhand, Karnataka, Madhya Pradesh, Manipur, Meghalaya, Mizoram, Orissa, Punjab, Rajasthan, Tamil Nadu, Tripura and Uttarakhand.

States where KGBVs still to be operationalized

- Andhra Pradesh, Bihar, D&N Haveli, Gujarat, J&K, Maharashtra, Uttar Pradesh and West Bengal.

States with lowest performance

Andhra Pradesh (65%)

One KGBV sanctioned in February, 2006 in Dadar & Nagar Haveli still not operationalized.

STATUS OF CONSTRUCTION OF KGBV BUILDINGS

(details indicated in Annexure-II).

⇒ The overall progress of construction is low (only 61%)

- ⇒ Construction completed in Chhattisgarh, Manipur, Meghalaya, Mizoram, Punjab and Tripura.
- ⇒ No construction started in Assam, Dadar & Nagar Haveli, Maharashtra.

STATUS OF ENROLLMENT

- ⇒ Minimum reservation of 75% of the seats for girls belonging to SC, ST, OBC or minority communities. For the remaining 25%, priority is accorded to girls from families below poverty line. States having more than 25% enrolment are as under:-
 - **SC** - Bihar (51.32%), Haryana (28.26%), Himachal Pradesh (39.02%), Karnataka (36.22%), Punjab (47.06%), Rajasthan (28.95%), Tamil Nadu (26.39%), Uttar Pradesh (39.60%), Uttarakhand (40.48%), and West Bengal (34.96%);
 - **ST** - Andhra Pradesh (38.00%), Arunachal Pradesh (100%), Assam (89.03%), Chhattisgarh (56.23%), Gujarat (37.76%), J&K (33.82%), Jharkhand (48.33%), Madhya Pradesh (46.00%), Manipur (100%), Maharashtra (54.74%), Mizoram (98.33%), Meghalaya (100%), Orissa (49.33%), Tripura (97.86%), and West Bengal (31.52%);
 - **OBC** - Andhra Pradesh (30.96%), Gujarat (52.73%), Punjab (50.98%), Rajasthan (30.37%), Tamil Nadu (45.44%), and Uttar Pradesh (33.21%);
 - **Muslim** - Haryana (41.65%) and J&K (27%)
 - **BPL** - Himachal Pradesh (39.28%), Maharashtra (25.86%) and J&K (27.79%)
- ⇒ Gaps in enrolment *vis-à-vis* targeted enrolment in
 - Andhra Pradesh (34.72%), Assam (35.60%), Bihar (32.44%), Himachal Pradesh (22.60%), Jammu & Kashmir (45.66%), Maharashtra (35.86%), Mizoram (40%), Punjab (49.00%), Rajasthan (27.99%), Tripura (60%), Uttar Pradesh (36.08%), Uttarakhand (44.97%), and West Bengal (25.43%)

Revision of KGBV norms

The KGBV norms have been revised w.e.f. 23rd January 2008 based on which the Government of India has sanctioned 398 KGBVs in Educationally Backward Blocks/where rural female literacy is below 30%; and in towns/cities having female literacy rate below national average of 53.67% (as per 2001 Census), in the current year. → Out of 398 new sanctioned KGBVs 15 in M.P and 1 in Karnataka have been operationalised

The revised financial norms of three models of the Kasturba Gandhi Balika Vidyalayas are at Annexure-III (a), (b) & (c).

Progress of National Programme for Education of Girls at Elementary Level (NPEGEL)

The National Programme for Education of Girls at Elementary Level (NPEGEL). is a focused intervention of Government of India, to reach the “Hardest to Reach” girls, especially those not in school. Launched in July 2003, it is an important component of SSA, which provides additional support for enhancing girl’s education over and above the investments for girl’s education through normal SSA interventions. The programme provides for development of a “model school” in every cluster with more intense community mobilization and supervision of girls enrolment in schools. Gender sensitisation of teachers, development of gender-sensitive learning materials, and provision of need-based incentives like escorts, stationery, workbooks and uniforms are some of the endeavours under the programme.

The progress of physical targets, achievements and civil works under NPEGEL during 2007-08 is placed at **Annexure-IV**. The status of expenditure incurred against sanctioned outlay in the year 2007-08 is at **Annexure-V**.

REVIEW OF STATUS

- **States with large gap in coverage of sanctioned clusters**
 - ⇒ Assam (10%), Bihar (7%) and Orissa (2%),
- **Progress of Model Cluster Schools**
 - ⇒ In Assam there is a gap 10%, Bihar 7%, Jammu & Kashmir (46%), and Orissa (6%) against targeted number of model cluster schools to be developed.
- **States where progress in civil works (additional classroom) is low**
 - ⇒ Chhattisgarh (24%); Himachal Pradesh (54%); Tamil Nadu (69%); J&K (46%); Jharkhand (49%); Uttar Pradesh (27%); Chhattisgarh (25%); West Bengal (52%); Orissa (50%); Manipur (62%); Madhya Pradesh (42%); Karnataka (29%); and Haryana (18%)
 - ⇒ In Assam, construction of additional classroom have not been started.

• **Progress in construction of Girls Toilet under NPEGEL**

| <i>Sl.No.</i> | <i>States</i> | <i>Cumulative Target till 2007-08</i> | <i>Cumulative Achievement</i> | <i>Gap</i> | <i>%Gap</i> |
|---------------|----------------|---------------------------------------|-------------------------------|------------|-------------|
| 1 | Assam | 109 | 0 | 109 | 100.00 |
| 2 | Chattisgarh | 1347 | 1016 | 331 | 24.57 |
| 3 | H.P. | 59 | 27 | 32 | 54.24 |
| 4 | J&K | 563 | 302 | 261 | 46.36 |
| 5 | Jharkhand | 2977 | 1498 | 1479 | 49.68 |
| 6 | Karnataka | 891 | 636 | 255 | 28.62 |
| 7 | Madhya Pradesh | 5313 | 2540 | 2773 | 52.19 |
| 8 | Maharashtra | 524 | 446 | 78 | 14.89 |
| 9 | Manipur | 8 | 3 | 5 | 62.50 |
| 10 | Orissa | 2868 | 1425 | 1443 | 50.31 |
| 11 | Rajasthan | 4710 | 638 | 4072 | 86.45 |
| 12 | Tamil Nadu | 688 | 0 | 688 | 100.00 |
| 13 | Uttar Pradesh | 7506 | 5497 | 2009 | 26.77 |
| 14 | West Bengal | 1064 | 509 | 555 | 52.16 |

• **Early Childhood Care and Education (ECCE) under NPEGEL**

⇒ Gaps in States of Andhra Pradesh (73%), Bihar (65%), J&K (46%), Gujarat (20%), Karnataka (77%), and Maharashtra (84%).

• **Learning through National Open Schools under NPEGEL**

⇒ Only States of Arunachal Pradesh, Bihar, Haryana, Jharkhand, Madhya Pradesh and West Bengal are using this option.

• **Involvement of Non-Governmental Organizations (NGOs) under NPEGEL**

⇒ NGOs for girls education being involved only in States of Andhra Pradesh, Bihar, Gujarat, Haryana, Himachal Pradesh, Jharkhand, Madhya Pradesh, Mizoram, Uttarakhand and Uttar Pradesh.

• **Expenditure:**

⇒ States under NPEGEL, which have incurred less than 60% expenditure against sanctioned outlay in the year 2007-08, are:

Assam (28%), Bihar (51%), Andhra Pradesh (14%), Jharkhand (55%), Haryana (60%), and Uttarakhand (28%).

Status of KGBVs sanctioned, operationalised and girls enrolled category-wise as on 30th June, 2008

| Sl. No. | State | Total No. of KGBV's sanctioned | No. of KGBV's Operational | % Operational | No. of KGBV's Unoperational | Total no. of Girls enrolled in operational KGBVs | | | | | | | | | | Total | Target Enrollment | % of Enrollment |
|---------|-----------------------|--------------------------------|---------------------------|---------------|-----------------------------|--|---------------|----------|---------------|-----------|----------------|--------------|-------------------|-------|----------------|--------|-------------------|-----------------|
| | | | | | | SC Girls Phy No | % of SC Girls | ST Girls | % of ST Girls | OBC Girls | % of OBC Girls | Muslim Girls | % of Muslim Girls | BPL | % of BPL Girls | | | |
| 1 | Andhra Pradesh | 342 | 224 | 65.50 | 118 | 3553 | 16.70 | 8087 | 38.00 | 6589 | 30.96 | 799 | 3.75 | 2253 | 10.59 | 21281 | 32600 | 65.3 |
| 2 | Arunachal Pradesh | 25 | 25 | 100.00 | 0 | 0 | 0.00 | 1550 | 100.00 | 0 | 0.00 | 0 | 0.00 | 0 | 0.00 | 1550 | 1250 | 124.0 |
| 3 | Assam | 15 | 15 | 100.00 | 0 | 42 | 8.70 | 430 | 89.03 | 0 | 0.00 | 4 | 0.83 | 7 | 1.45 | 483 | 750 | 64.4 |
| 4 | Bihar | 350 | 340 | 97.14 | 10 | 9605 | 51.32 | 1050 | 5.61 | 4400 | 23.51 | 2347 | 12.54 | 1313 | 7.02 | 18715 | 27700 | 67.6 |
| 5 | Chattisgarh | 84 | 84 | 100.00 | 0 | 1223 | 17.77 | 3870 | 56.23 | 1697 | - | 60 | 0.87 | 32 | 0.46 | 6882 | 8200 | 83.9 |
| 6 | Dadar & Nagar Havelli | 1 | 0 | 0.00 | 1 | 0 | 0.00 | 0 | 0.00 | 0 | 0.00 | 0 | 0.00 | 0 | 0.00 | 0 | 100 | 0.0 |
| 8 | Gujarat | 52 | 58 | 111.54 | -6 | 196 | 5.75 | 1287 | 37.76 | 1797 | 52.73 | 70 | 2.05 | 58 | 1.70 | 3408 | 3500 | 97.4 |
| 9 | Haryana | 9 | 9 | 100.00 | 0 | 230 | 28.26 | 0 | 0.00 | 165 | 20.27 | 339 | 41.65 | 80 | 9.83 | 814 | 850 | 95.8 |
| 10 | Himachal Pradesh | 10 | 10 | 100.00 | 0 | 151 | 39.02 | 65 | 16.80 | 4 | 1.03 | 15 | 3.88 | 152 | 39.08 | 387 | 500 | 77.4 |
| 11 | Jammu & Kashmir | 51 | 42 | 82.35 | 9 | 161 | 10.22 | 533 | 33.82 | 20 | 1.27 | 424 | 26.90 | 430 | 27.79 | 1576 | 2900 | 54.3 |
| 12 | Jharkhand | 187 | 187 | 100.00 | 0 | 2544 | 14.46 | 8505 | 48.33 | 3567 | 20.27 | 1025 | 5.82 | 1957 | 11.12 | 17598 | 18700 | 94.1 |
| 13 | Karnataka* | 61 | 61 | 100.00 | 0 | 1971 | 36.22 | 918 | 16.87 | 1236 | 22.71 | 569 | 10.46 | 748 | 13.74 | 5442 | 6100 | 89.2 |
| 14 | Madhya Pradesh* | 185 | 185 | 100.00 | 0 | 4388 | 24.00 | 8411 | 46.00 | 4660 | 25.48 | 305 | 1.67 | 522 | 2.85 | 18286 | 9250 | 197.7 |
| 15 | Maharashtra | 36 | 30 | 83.33 | 6 | 299 | 12.95 | 1264 | 54.74 | 78 | 3.38 | 71 | 3.07 | 597 | 25.86 | 2309 | 3600 | 64.1 |
| 16 | Manipur | 1 | 1 | 100.00 | 0 | 0 | 0.00 | 80 | 100.00 | 0 | 0.00 | 0 | 0.00 | 0 | 0.00 | 80 | 100 | 80.0 |
| 17 | Meghalaya | 1 | 1 | 100.00 | 0 | 0 | 0.00 | 60 | 100.00 | 0 | 0.00 | 0 | 0.00 | 0 | 0.00 | 60 | 60 | 100.0 |
| 18 | Mizoram | 1 | 1 | 100.00 | 0 | 0 | 0.00 | 69 | 98.33 | 1 | 1.67 | 0 | 0.00 | 0 | 0.00 | 60 | 100 | 60.0 |
| 20 | Orissa | 114 | 114 | 100.00 | 0 | 2359 | 24.35 | 4778 | 49.33 | 2156 | 22.26 | 21 | 0.22 | 372 | 3.84 | 9686 | 11400 | 85.0 |
| 21 | Punjab | 2 | 2 | 100.00 | 0 | 24 | 47.06 | 0 | 0.00 | 26 | 50.98 | 0 | 0.00 | 1 | 1.96 | 51 | 100 | 51.0 |
| 22 | Rajasthan | 186 | 186 | 100.00 | 0 | 3304 | 28.95 | 3248 | 28.46 | 3467 | 30.37 | 432 | 3.78 | 963 | 8.44 | 11414 | 15850 | 72.0 |
| 23 | Tamil Nadu | 53 | 53 | 100.00 | 0 | 727 | 26.39 | 698 | 25.34 | 1252 | 45.44 | 13 | 0.47 | 35 | 2.36 | 2755 | 2850 | 96.7 |
| 24 | Tripura | 7 | 7 | 100.00 | 0 | 1 | 0.71 | 137 | 97.86 | 2 | 1.43 | 0 | 0.00 | 0 | 0.00 | 140 | 350 | 40.0 |
| 25 | Uttar Pradesh | 323 | 279 | 86.38 | 44 | 8025 | 39.60 | 344 | 1.70 | 6729 | 33.21 | 1424 | 7.03 | 3741 | 18.46 | 20263 | 31700 | 63.9 |
| 26 | Uttarakhand | 25 | 25 | 100.00 | 0 | 323 | 40.48 | 36 | 4.51 | 195 | 24.44 | 56 | 7.02 | 188 | 23.56 | 798 | 1450 | 55.0 |
| 27 | West Bengal | 59 | 52 | 88.14 | 7 | 782 | 34.96 | 705 | 31.52 | 253 | 11.31 | 196 | 8.76 | 301 | 13.46 | 2237 | 3000 | 74.6 |
| | Grand Total: | 2180 | 1991 | 91.33 | 189 | 39908 | 27.28 | 46115 | 31.53 | 38294 | 26.18 | 8170 | 5.59 | 13788 | 9.43 | 146275 | 182960 | 79.9 |

Civil Works of KGBV upto 30th June 2008

| S. No. | STATE | Target | Completed (Units) Cumulative | In progress (Units) cumulative | TOTAL (C+IP) | % of (C+IP) |
|--------|----------------------|-------------|------------------------------|--------------------------------|--------------|-------------|
| 1 | Andhra Pradesh | 342 | 23 | 58 | 81 | 23.7 |
| 2 | Arunachal Pradesh | 25 | 23 | 2 | 25 | 100.0 |
| 3 | Assam | 15 | 0 | 0 | 0 | 0.0 |
| 4 | Bihar | 350 | 27 | 317 | 344 | 98.3 |
| 5 | Chhattisgarh | 84 | 84 | 0 | 84 | 100.0 |
| 6 | Dadar & Nagar Haveli | 1 | Work not Start | | 0 | 0.0 |
| 8 | Gujarat | 52 | 11 | 9 | 20 | 38.5 |
| 9 | Haryana | 9 | 2 | 7 | 9 | 100.0 |
| 10 | Himanchal Pradesh | 10 | 0 | 8 | 8 | 80.0 |
| 11 | Jammu and Kashmir | 51 | 0 | 12 | 12 | 23.5 |
| 12 | Jharkhand | 187 | 16 | 84 | 100 | 53.5 |
| 13 | Karnataka | 61 | 35 | 25 | 60 | 98.4 |
| 14 | Madhya Pradesh | 185 | 54 | 51 | 105 | 56.8 |
| 15 | Maharashtra | 36 | 0 | 0 | 0 | 0.0 |
| 16 | Manipur | 1 | 1 | 0 | 1 | 100.0 |
| 17 | Meghalaya | 1 | 1 | 0 | 1 | 100.0 |
| 18 | Mizoram | 1 | 1 | 0 | 1 | 100.0 |
| 20 | Orissa | 114 | 15 | 99 | 114 | 100.0 |
| 21 | Punjab | 2 | 2 | 0 | 2 | 100.0 |
| 22 | Rajasthan | 186 | 72 | 104 | 176 | 94.6 |
| 23 | Tamil Nadu | 53 | 9 | 44 | 53 | 100.0 |
| 24 | Tripura | 7 | 7 | 0 | 7 | 100.0 |
| 25 | Uttar Pradesh | 323 | 17 | 45 | 62 | 19.2 |
| 26 | Uttarakhand | 25 | 0 | 25 | 25 | 100.0 |
| 27 | West Bengal | 59 | 40 | 19 | 59 | 100.0 |
| | TOTAL | 2180 | 440 | 909 | 1349 | 61.9 |

Financial norms for KGBV

MODEL – I (School with Hostel for 100 girls) with effect from 1st April, 2008

(Rs. in lakhs)

| S. No. | Item of Expenditure | Financial norms |
|---------------------------|---|-----------------|
| Non-Recurring Cost | | |
| 1 | Construction of building | 36.05 |
| | Boundary wall | 1.50 |
| | Boring/Handpump (minimum rates prescribed by State Drinking Water Department subject to a ceiling of Rs. 1.00 lakhs). | 1.00 |
| | Electricity | 0.20 |
| 2 | Furniture/Equipment including kitchen equipment | 3.00 |
| 3 | Teaching Learning Material and equipment including library books | 3.50 |
| 4 | Bedding | 0.75 |
| | TOTAL: | 46.00 |
| Recurring Cost | | |
| 1 | Maintenance per girl student per month @ Rs 750 | 9.00 |
| 2 | Stipend for girl student per month @ Rs 50 | 0.60 |
| 3 | Supplementary TLM, stationery and other educational material | 0.60 |
| 4 | Examination fee | 0.02 |
| 5 | Salaries: | |
| | 1 Warden | |
| | 4 Full time teachers | |
| | 2 Urdu teachers (only for blocks with muslim population above 20% and select urban areas) , if required | 12.00 |
| | 3 Part time teachers | |
| | 1 Full time accountant | |
| | 2 Support staff – (Accountant/Assistant, Peon, Chowkidar) | |
| | 1 Head cook and 1 Asst. cook for 50 girls and 2 Asst. cooks for 100 girls | |
| 6 | Vocational training/specific skill training | 0.50 |
| 7 | Electricity/ water charges | 0.60 |
| 8 | Medical care/Contingencies @ Rs 750/- child | 0.75 |
| 9 | Maintenance | 0.40 |
| | Miscellaneous | 0.40 |
| 10 | Preparatory camps | 0.15 |
| 11 | PTAs/ school functions | 0.15 |
| 12 | Provision of Rent (8 months) | 4.80 |
| 13 | Capacity building | 0.30 |
| | TOTAL | 30.27 |
| | Grand Total | 76.27 |

MOE L – II (School with Hostel for 50 girls) with effect from 1st April, 2008

(Rs. in lakhs)

| S. No. | Item of Expenditure | Financial norms |
|--------|---|-----------------|
| | Non-Recurring Cost | |
| 1 | Construction of building | 277.30 |
| | Boundary wall | 11.50 |
| | Boring/Handpump (minimum rates prescribed by State Drinking Water Department subject to a ceiling of Rs. 1.00 lakhs). | 1.00 |
| | Electricity | 0.20 |
| 2 | Furniture/Equipment including kitchen equipment | 2.00 |
| 3 | Teaching Learning Material and equipment including library books | 3.00 |
| 4 | Bedding | 0.375 |
| | TOTAL: | 35.38 |
| | Recurring Cost | |
| 1 | Maintenance per girl student per month @ Rs. 750 | 4.50 |
| 2 | Stipend for girl student per month @ Rs. 50 | 0.30 |
| 3 | Supplementary TLM, stationery and other educational material | 0.30 |
| 4 | Examination fee | 0.01 |
| 5 | Salaries: | |
| | 1 Warden | |
| | 4 Full time teachers | |
| | 2 Urdu teachers (only for blocks with muslim population above 20% and select urban areas) , if required | 12.00 |
| | 3 Part time teachers | |
| | 1 Full time accountant | |
| | 2 Support staff – (Accountant/Assistant, Peon, Chowkidar) | |
| | 1 Head cook and 1 Asst. cook for 50 girls and 2 Asst. cooks for 100 girls | |
| 6 | Vocational training/specific skill training | 0.30 |
| 7 | Electricity/ water charges | 0.36 |
| 8 | Medical care/Contingencies @ Rs 750/- child | 0.38 |
| 9 | Maintenance | 0.20 |
| | Miscellaneous | 0.20 |
| 10 | Preparatory camps | 0.10 |
| 11 | PTAs/ school functions | 0.10 |
| 12 | Provision of Rent (8 months) | 4.00 |
| 13 | Capacity building | 0.30 |
| | TOTAL | 23.05 |
| | Grand Total | 58.43 |

MODEL - III - Only Hostel attached to existing school for 50 girls with effect from 1st April, 2008
(Rs. In lakhs)

| Sl. No. | Item of Expenditure | Financial norms |
|---------|---|-----------------|
| | Non-Recurring Cost | |
| 1 | Construction of building | 23.10 |
| | Boundary wall | 1.50 |
| | Boring/Handpump (minimum rates prescribed by State Drinking Water Department subject to a ceiling of Rs. 1.00 lakhs). | 1.00 |
| | Electricity | 0.20 |
| 2 | Furniture/Equipment including kitchen equipment | 2.50 |
| 3 | Teaching Learning Material and equipment including library books | 3.00 |
| 4 | Bedding | 0.375 |
| | TOTAL: | 31.68 |
| | Recurring Cost | |
| 1 | Maintenance per girl student per month @ Rs 750 | 4.50 |
| 2 | Stipend for girl student per month @ Rs 50 | 0.30 |
| 3 | Supplementary TLM, stationery and other educational material | 0.30 |
| 4 | Examination fee | 0.01 |
| 5 | Salaries: | |
| | 1 Warden | |
| | 2 Urdu teachers (only for blocks with muslim population above 20% and select urban areas), if required | |
| | 3 Part time teachers | |
| | 1 Full time accountant | |
| | 2 Support staff - (Accountant/Assistant, Peon, Chowkidar) | |
| | 1 Head cook and 1 Asst. cook for 50 girls and 2 Asst. cooks for 100 girls | |
| | | 6.00 |
| 6 | Vocational training/specific skill training | 0.30 |
| 7 | Electricity/ water charges | 0.36 |
| 8 | Medical care/Contingencies @ Rs 750/- child | 0.38 |
| 9 | Maintenance | 0.20 |
| | Miscellaneous | 0.20 |
| 10 | Preparatory camps | 0.10 |
| 11 | PTAs/ school functions | 0.10 |
| 12 | Provision of Rent (8 months) | 4.00 |
| 13 | Capacity building | 0.30 |
| | TOTAL | 17.05 |
| | Grand Total | 48.73 |

* Full time teachers have not been provided under Model 3 as it is being opened in existing Girls Upper Primary School.

NPEGEL Progress Report as on 31st March 08

| Sl. No. | State | No. of Districts | | No of Blocks | | No. of clusters | | No. of clusters in urban slums | | No. of Model Cluster School (MCS) cumulative | |
|---------|-------------------|--------------------------------|------------------------|--------------------------------|------------------------|--------------------------------|------------------------|--------------------------------|------------------------|--|------------------------|
| | | Cumulative Target till 2007-08 | Cumulative Achievement | Cumulative Target till 2007-08 | Cumulative Achievement | Cumulative Target till 2007-08 | Cumulative Achievement | Cumulative Target till 2007-08 | Cumulative Achievement | Cumulative Target till 2007-08 | Cumulative Achievement |
| 1 | Andhra Pradesh | 23 | 23 | 661 | 661 | 5765 | 5765 | 475 | 475 | 5765 | 5765 |
| 2 | Arunachal Pradesh | 11 | 11 | 20 | 20 | 20 | 20 | 0 | 0 | 20 | 20 |
| 3 | Assam | 8 | 8 | 15 | 15 | 109 | 98 | 0 | 0 | 109 | 98 |
| 4 | Bihar | 37 | 37 | 460 | 460 | 3652 | 3388 | 0 | 0 | 3652 | 3388 |
| 5 | Chattisgarh | 15 | 15 | 101 | 101 | 1426 | 1426 | 0 | 0 | 1426 | 1426 |
| 6 | Dadar & Nagar | 1 | 1 | 1 | | 1 | | 0 | | 0 | |
| 7 | Gujarat | 21 | 21 | 78 | 78 | 1144 | 1144 | 39 | 39 | 1144 | 1144 |
| 8 | Haryana | 10 | 10 | 30 | 30 | 393 | 393 | 0 | 0 | 393 | 393 |
| 9 | H.P. | 4 | 4 | 8 | 8 | 80 | 80 | 0 | 0 | 80 | 80 |
| 10 | J&K | 13 | 13 | 109 | 109 | 563 | 563 | 0 | 0 | 563 | 302 |
| 11 | Jharkhand | 22 | 22 | 208 | 208 | 2975 | 2975 | 76 | 65 | 2975 | 2975 |
| 12 | Karnataka | 18 | 18 | 61 | 61 | 865 | 865 | 4 | 4 | 865 | 865 |
| 13 | Madhya Pradesh | 47 | 47 | 280 | 280 | 5657 | 5657 | 0 | 0 | 5657 | 5657 |
| 14 | Maharashtra | 17 | 17 | 36 | 36 | 523 | 523 | 76 | 65 | 524 | 524 |
| 15 | Manipur | 1 | 1 | 1 | 1 | 8 | 8 | 0 | 0 | 8 | 8 |
| 16 | Meghalaya | 1 | 1 | 1 | 1 | 5 | 5 | 0 | 0 | 5 | 5 |
| 17 | Mizoram | 1 | 1 | 1 | 1 | 12 | 12 | 0 | 0 | 12 | 12 |
| 18 | Orissa | 27 | 27 | 190 | 189 | 3190 | 3113 | 0 | 59 | 3190 | 2968 |
| 19 | Punjab | 1 | 1 | 2 | 2 | 8 | 8 | 0 | 0 | 8 | 8 |
| 20 | Rajasthan | 30 | 30 | 186 | 186 | 4710 | 4710 | 0 | 0 | 4710 | 4710 |
| 21 | Tamil Nadu | 11 | 11 | 37 | 37 | 937 | 937 | 0 | 0 | 937 | 937 |
| 22 | Tripura | 3 | 3 | 7 | 7 | 7 | 7 | 0 | 0 | 7 | 7 |
| 23 | Uttar Pradesh | 69 | 69 | 690 | 680 | 7287 | 7287 | 492 | 492 | 7287 | 7287 |
| 24 | Uttaranchal | 13 | 13 | 38 | 40 | 412 | 412 | 0 | 4 | 412 | 412 |
| 25 | West Bengal | 10 | 10 | 59 | 59 | 1064 | 1064 | 0 | 0 | 1064 | 1064 |
| 26 | Grand Total | 414 | 414 | 3280 | 3270 | 40813 | 40460 | 1162 | 1203 | 40813 | 40075 |

Agenda items for Conference of Education Secretaries/SPDs of SSA of States/UTs to be held on 31st July, 2008 & 1st August, 2008 - discussion on SSA programme

I N D E X

| Sl. No. | Item | Page No. |
|----------------|--|-----------------|
| 1. | SSA - Quality Issues | 1-8 |
| | Findings of Class III, VII/VIII National Sample Survey 2 nd round | 1 |
| | Systemic Quality Index (NCERT) | 1 |
| | Findings of Time on Task Study (TSG) | 2-8 |
| 2. | Progress of KGBV under SSA | 9-31 |
| 3. | PM's 15 Point Programme for Minorities | 32-80 |
| 4. | Opening of schools and providing Access | 81-100 |
| 5. | Out of School Children & EGS/AIE Implementation | 101-134 |
| 6. | Initiatives for SC, ST Education under SSA | 135-154 |
| 7. | Infrastructure Provision - Civil Works | 155-160 |
| 8. | Financial Progress under SSA | 161-163 |
| | External Audit | 164-165 |
| | Measures taken for speedy funds flow | 166-167 |
| | | |
| | | |

| State | No. of Girls enrolled in MCS | Construction of Additional Classrooms | | Construction of Toilets | | Construction of Drinking Water Facility | | Electrification | | No. of ECCE Centres opened under NPEGEL | | No. of Children covered in ECCE Centres |
|--------------------|------------------------------|---------------------------------------|------------------------|--------------------------------|------------------------|---|------------------------|--------------------------------|------------------------|---|------------------------|---|
| | | Cumulative Target till 2007-08 | Cumulative Achievement | Cumulative Target till 2007-08 | Cumulative Achievement | Cumulative Target till 2007-08 | Cumulative Achievement | Cumulative Target till 2007-08 | Cumulative Achievement | Cumulative Target till 2007-08 | Cumulative Achievement | |
| Andhra Pradesh | 3057406 | 3754 | 3078 | 3754 | 3078 | 3754 | 3078 | 3754 | 3078 | 11530 | 3148 | 42903 |
| Arunachal Pradesh | 0 | 20 | 20 | 20 | 20 | 20 | 20 | 20 | 20 | 20 | 20 | 0 |
| Assam | 0 | 109 | 0 | 109 | 0 | 109 | 0 | 109 | 0 | 218 | 0 | 0 |
| Bihar | 871821 | 3669 | 3521 | 3669 | 3521 | 3669 | 3521 | 3669 | 3521 | 2838 | 1075 | 34198 |
| Chattisgarh | 98 | 1347 | 1016 | 1347 | 1016 | 1347 | 997 | 1347 | 1016 | 0 | 0 | 0 |
| Dadar & Nagar | | 0 | 0 | 0 | | 0 | | 0 | | 0 | | |
| Gujarat | 114400 | 1141 | 1153 | 1141 | 1141 | 1141 | 1141 | 1141 | 1141 | 1932 | 1932 | 52000 |
| Haryana | 202048 | 393 | 321 | 393 | 321 | 393 | 321 | 393 | 321 | 786 | 734 | 16748 |
| H.P. | 89706 | 59 | 27 | 59 | 27 | 59 | 27 | 59 | 27 | 0 | 0 | 0 |
| J&K | 31005 | 563 | 302 | 563 | 302 | 563 | 302 | 563 | 0 | 1126 | 604 | 0 |
| Jharkhand | 88404 | 2977 | 1498 | 2977 | 1498 | 2977 | 1498 | 2977 | 1498 | 5990 | 4138 | 70166 |
| Karnataka | 1190336 | 891 | 632 | 891 | 636 | 891 | 606 | 891 | 618 | 1730 | 540 | 6896 |
| Madhya Pradesh | 625859 | 5313 | 3050 | 5313 | 2540 | 5313 | 2540 | 5313 | 2189 | 11220 | 10928 | 333000 |
| Maharashtra | 953197 | 524 | 446 | 524 | 446 | 524 | 446 | 524 | 446 | 996 | 252 | 2288 |
| Manipur | 0 | 8 | 3 | 8 | 3 | 8 | 3 | 8 | 3 | 8 | 0 | 0 |
| Meghalaya | 0 | 5 | 4 | 5 | 4 | 5 | 1 | 5 | 1 | 0 | 0 | 0 |
| Mizoram | | 12 | 12 | 12 | 12 | 12 | 12 | 12 | 12 | 4 | 4 | 100 |
| Orissa | 1,514,983 | 2868 | 1425 | 2868 | 1425 | 2868 | 1425 | 2868 | 1425 | 3138 | 3435 | 63054 |
| Punjab | 850 | 47 | 47 | 47 | 47 | 47 | 47 | 47 | 47 | 0 | 0 | 0 |
| Rajasthan | 0 | 4710 | 4524 | 4710 | 638 | 4710 | 638 | 4710 | 4524 | 0 | 0 | 0 |
| Tamil Nadu | 319768 | 1004 | 303 | 688 | 0 | 688 | 0 | 688 | 0 | 0 | 0 | 0 |
| Tripura | 823 | 7 | 7 | 7 | 7 | 7 | 7 | 7 | 7 | 0 | 0 | 0 |
| Uttar Pradesh | 437220 | 7506 | 5497 | 7506 | 5497 | 7506 | 3022 | 7506 | 0 | 0 | 0 | 0 |
| Uttaranchal | 195734 | 412 | 404 | 412 | 404 | 412 | 371 | 412 | 371 | 398 | 358 | 6064 |
| West Bengal | 0 | 1064 | 509 | 1064 | 509 | 1064 | 509 | 1064 | 509 | 0 | 0 | 0 |
| Grand Total | 9693660 | 38403 | 27799 | 38087 | 23092 | 38087 | 20532 | 38087 | 20774 | 41934 | 27168 | 627417 |

| State | Award to best School/Teacher | | Learning through Open Schools (No. of girls covered) | No. of teachers trained on gender sensitization | Remedial Teaching (No. of Girls covered) | Bridge Courses (No. of Girls covered) | Student Evaluation (No. of Girls covered) | Community Mobilisation (No. of people trained) | Additional incentives (No. of Girls covered) | | Total No. of girls benefiting from NPEGL | No. NGO involved in the prog. |
|--------------------|------------------------------|---------------|--|---|--|---------------------------------------|---|--|--|------------------|--|-------------------------------|
| | Target for 2007-08 | Ach. | | | | | | | Uniforms | Other incentives | | |
| Andhra Pradesh | 5765 | 0 | 0 | 124985 | 404760 | 39840 | 105210 | 34780 | 31833 | 57016 | 5081610 | 1 |
| Arunachal Pradesh | 20 | 20 | 300 | 400 | 1000 | 1000 | 1000 | 320 | 1000 | 1000 | 1000 | 0 |
| Assam | 109 | 0 | 0 | 0 | 605 | 404 | 2079 | 0 | 0 | 0 | 5309 | 0 |
| Bihar | 3652 | 1340 | 12599 | 16981 | 35009 | 2778 | 0 | 10016 | 0 | 0 | 604455 | 7 |
| Chattisgarh | 1426 | 3134 | 0 | 10614 | 105886 | 16078 | 14585 | 653 | 0 | 0 | 985527 | 0 |
| Dadar & Nagar | 0 | Still Awaited | | | | | | | | | | |
| Gujarat | 1144 | 1144 | 0 | 14752 | 180000 | 570325 | 650000 | 66322 | 0 | 0 | 1142978 | 7 |
| Haryana | 393 | 0 | 50 | 4357 | 39612 | 0 | 0 | 2907 | 0 | 0 | 202048 | 1 |
| H.P. | 80 | 80 | 0 | 2026 | 9614 | 0 | 89706 | 14323 | 0 | 0 | 89706 | 3 |
| J&K | 563 | 302 | 0 | 6040 | 12402 | 0 | 0 | 623 | 0 | 0 | 31,500 | 0 |
| Jharkhand | 2975 | 2975 | 2945 | 28325 | 88404 | 97177 | 24793 | 59997 | 0 | 0 | 88404 | 1 |
| Karnataka | 865 | 909/1236 | 0 | 12434 | 76565 | 0 | 0 | 27509 | 0 | 0 | 240453 | 0 |
| Madhya Pradesh | 5483 | 2671 | 11534 | 0 | 13188 | 13188 | 0 | 6662 | 5043443 | 0 | 5083443 | 5 |
| Maharashtra | 523 | 0 | 0 | 1103 | 2851 | 0 | 0 | 0 | 0 | 0 | 0 | 0 |
| Manipur | 8 | 0 | 0 | 3 | 0 | 0 | 3 | 0 | 0 | 0 | 0 | 0 |
| Meghalaya | 0 | 0 | 0 | 0 | 0 | 0 | 0 | 0 | 0 | 0 | 0 | 0 |
| Mizoram | 12 | 12 | 0 | 63 | 1987 | 457 | 43 | 120 | 0 | 0 | 2758 | 5 |
| Orissa | 3190 | 2681 | 0 | 11232 | 27385 | 31444 | 0 | 88849 | 1241342 | 0 | 1241342 | 0 |
| Punjab | 8 | 2 | 0 | 0 | 0 | 0 | 850 | 0 | 45 | 120 | 850 | 0 |
| Rajasthan | 4710 | 4710 | 0 | 19161 | 255488 | 0 | 0.0 | 3420000 | 0 | 0 | 507498 | 0 |
| Tamil Nadu | 937 | 937 | 0 | 18740 | 140765 | 0 | 0 | 18740 | 0 | 124 | 319768 | 0 |
| Tripura | 7 | 1 | 0 | 75 | 170 | 150 | 0 | 56 | 720 | 963 | 823 | 0 |
| Uttar Pradesh | 7287 | 0 | 0 | 0 | 0 | 0 | 0 | 0 | 2009265 | 0 | 0 | 1 |
| Uttaranchal | 351 | 246 | 0 | 0 | 14553 | 207 | 7127 | 28143 | 0 | 186587 | 195734 | 1 |
| West Bengal | 1064 | 2780 | 2240 | 61000 | 12132 | 0 | 0 | 47530 | 7873587 | 0 | 0 | 0 |
| Grand Total | 40572 | 23035 | 29668 | 332291 | 1422376 | 773048 | 895396 | 9827550 | 16201235 | 245810 | 15825196 | 32 |

Outlay Approved and Expenditure - NPEGEL - 2007-08

(Rs. in lakh)

| S.No. | Name of the State | NPEGEL | |
|-------|----------------------|-----------------|-------------------------------------|
| | | Outlay approved | Achievement as per QPR - March 2008 |
| | | Fin | Fin. |
| 1 | Andaman & Nicobar | 0.00 | 0.00 |
| 2 | Andhra Pradesh | 9582.69 | 1291.35 |
| 3 | Arunachal Pradesh | 51.43 | 83.15 |
| 4 | Assam | 122.09 | 33.72 |
| 5 | Bihar | 4806.03 | 2443.74 |
| 6 | Chandigarh | 0.00 | 0.00 |
| 7 | Chhattisgarh | 1313.36 | 1172.12 |
| 8 | Dadar & Nagar Haveli | 0.00 | 0.00 |
| 9 | Daman & Diu | 0.00 | 0.00 |
| 10 | Delhi | 0.00 | 0.00 |
| 11 | Goa | 0.00 | 0.00 |
| 12 | Gujarat | 726.46 | 671.56 |
| 13 | Haryana | 484.61 | 287.74 |
| 14 | Himachal Pradesh | 71.10 | 60.20 |
| 15 | Jammu & Kashmir | 997.59 | 895.88 |
| 16 | Jharkhand | 4143.93 | 2265.19 |
| 17 | Karnataka | 553.09 | 482.96 |
| 18 | Kerala | 0.00 | 0.00 |
| 19 | Lakshadweep | 0.00 | 0.00 |
| 20 | Madhya Pradesh | 12067.03 | 9792.32 |
| 21 | Maharashtra | 607.21 | 421.95 |
| 22 | Manipur | 21.36 | 9.61 |
| 23 | Meghalaya | 0.00 | 0.00 |
| 24 | Mizoram | 7.20 | 7.20 |
| 25 | Nagaland | 0.00 | 0.00 |
| 26 | Orissa | 4378.60 | 3087.59 |
| 27 | Pondicherry | 0.00 | 0.00 |
| 28 | Punjab | 4.80 | 4.80 |
| 29 | Rajasthan | 12375.60 | 9602.47 |
| 30 | Sikkim | 0.00 | 0.00 |
| 31 | Tamil Nadu | 1279.99 | 1274.67 |
| 32 | Tripura | 3.64 | 6.05 |
| 33 | Uttar Pradesh | 15354.00 | 12493.98 |
| 34 | Uttaranchal | 344.14 | 263.29 |
| 35 | West Bengal | 1547.57 | 422.10 |
| | Total | 70843.50 | 47073.62 |

8 Education Backward Blocks having female literacy below 30% (Census 2001) [After including 5 not sanctioned KGBVs from 1112 FLR below 30% List]

| S. No. | Name of the State | District | S. No. | Block | Female Literacy |
|--------|-------------------|-------------|--------|--------------------|-----------------|
| | I. ANDHRA PRADESH | Adilabad | 1 | Bhimini | 26.17% |
| | | | 2 | Kaddam (Peddur) | 29.23% |
| | | | 3 | Kerameri | 23.86% |
| | | | 4 | Kotapalle | 22.61% |
| | | | 5 | Kouthala | 21.52% |
| | | | 6 | Lokeswaram | 28.96% |
| | | | 7 | Mamda | 26.43% |
| | | | 8 | Nennal | 26.56% |
| | | | 9 | Sirpur | 24.94% |
| | | Anantapur | 10 | D.Hirehal | 29.04% |
| | | | 11 | Tadpatri (M) | 39.04% |
| | | | 12 | Kadiri (M) | 48.96% |
| | | Guntur | 13 | Vinukonda | 28.85% |
| | | | 14 | Narasaraopet (M) | 51.71% |
| | | | 15 | Chilakaluripet (M) | 47.16% |
| | | Karimnagar | 16 | Dharmapuri | 28.53% |
| | | | 17 | Mallapur | 26.86% |
| | | Khammam | 18 | Chintur | 28.76% |
| | | | 19 | Velairpadu | 29.93% |
| | | Kurnool | 20 | Mantralayam | 26.93% |
| | | | 21 | Adoni (M) | 45.17% |
| | | | 22 | Nandyal (M) | 52.52% |
| | | Mahbubnagar | 23 | Addakal | 28.28% |
| | | | 24 | Balanagar | 28.54% |
| | | | 25 | Bijinapalle | 27.66% |
| | | | 26 | Dhanwada | 26.15% |
| | | | 27 | Doulathabad | 23.80% |
| | | | 28 | Ghanpur | 27.57% |
| | | | 29 | Ghattu | 12.52% |
| | | | 30 | Gopalpeta | 23.39% |
| | | | 31 | Kondurg | 28.92% |
| | | | 32 | Makthal | 26.88% |
| | | | 33 | Maldakal | 16.12% |
| | | | 34 | Nagarkurnool | 25.43% |
| | | | 35 | Nawabpet | 26.21% |
| | | | 36 | Pangal | 24.93% |
| | | | 37 | Pebbair | 29.02% |
| | | | 38 | Tadoor | 29.31% |
| | | | 39 | Telkapalle | 28.47% |
| | | | 40 | Veldanda | 26.71% |
| | | | 41 | Waddepalle | 26.58% |
| | | | 42 | Wanaparthi | 24.08% |

| S. No. | Name of the State | District | S. No. | Block | Female Literacy |
|--------|-----------------------------|-----------------|--------|----------------------|-----------------|
| 43 | | Medak | 43 | Tekmal | 22.03% |
| 44 | | Nalgonda | 44 | Gundla Palle | 28.60% |
| 45 | | Nizamabad | 45 | Sadasivanagar | 29.76% |
| 46 | | | 46 | Tadwai | 28.33% |
| 47 | | Rangareddi | 47 | Rajendranagar (M) | 50.76% |
| 48 | | Srikakulam | 48 | Seethampeta | 26.98% |
| 49 | | Visakhapatnam | 49 | Ananthagiri | 19.73% |
| 50 | | | 50 | Gudem Kotha Veedhi | 19.56% |
| 51 | | | 51 | Peda Bayalu | 21.90% |
| 52 | | Vizianagaram | 52 | Pachipenta | 26.20% |
| 53 | | | 53 | Pusapatirega | 29.96% |
| | | | 53 | | |
| 1 | 2. ARUNACHAL PRADESH | East Kameng | 1 | Bameng | 13.75% |
| 2 | | | 2 | Chayangtajo | 19.22% |
| 3 | | Lower Subansiri | 3 | Damin | 15.09% |
| 4 | | | 4 | Koloriang | 19.05% |
| 5 | | | 5 | Nyapin | 18.18% |
| 6 | | | 6 | Palin | 25.61% |
| 7 | | | 7 | Tali | 8.79% |
| 8 | | Tawang | 8 | Lumla | 21.60% |
| 9 | | | 9 | Tawang | 25.97% |
| 10 | | Tirap | 10 | Pangchao-Wakka | 6.10% |
| 11 | | Upper Subansiri | 11 | Nacho-Siyum | 17.95% |
| | | | 11 | | |
| | 3. ASSAM | Barpeta | 1 | Mandia | 26.28% |
| | | Darrang | 2 | Dolgaon-Sialmari | 24.07% |
| | | | 3 | Pub-Mangaldai | 25.56% |
| | | Dhubri | 4 | Birshingjarua | 18.28% |
| | | | 5 | Mankachar | 28.27% |
| | | | 6 | Nayeralga | 17.19% |
| | | Kamrup | 7 | Chamaria | 29.79% |
| | | | 8 | Goroimari | 21.58% |
| | | Karbi Anglong | 9 | Amri | 27.41% |
| | | Lakhimpur | 10 | North Lakhimpur (MB) | 52.42% |
| | | Sonitpur | 11 | Rangapara | 28.20% |
| | | | 11 | | |
| | 4. BIHAR | Araria | 1 | Araria | 20.21% |
| | | | 2 | Araria (M) | 44.55% |
| | | | 3 | Jokihat | 19.14% |
| | | Bhagalpur | 4 | Pirpainti | 29.82% |
| | | Jamui * | 5 | Jamui | 29.57% |
| | | | 6 | Sikandra | 27.29% |
| | | Katihar | 7 | Amdabad | 19.29% |
| | | | 8 | Barari | 21.68% |

| Sl. No. | Name of the State | District | S. No. | Block | Female Lite |
|---------|-------------------|--------------------|--------|------------------------|-------------|
| 9 | | | 9 | Barsoi | 16.79% |
| 10 | | | 10 | Falka | 22.76% |
| 11 | | | 11 | Katihar | 24.91% |
| 12 | | | 12 | Korha | 20.29% |
| 13 | | | 13 | Mansahi | 21.67% |
| 14 | | Khagaria | 14 | Khagaria | 27.68% |
| 15 | | Kishanganj | 15 | Pothia | 15.48% |
| 16 | | | 16 | Kishanganj (M) | 43.39% |
| 17 | | Madhepura | 17 | Madhepura | 21.15% |
| 18 | | Madhubani | 18 | Madhubani (M) | 38.56% |
| 19 | | Nawada | 19 | Hisua | 29.73% |
| 20 | | Pashchim Champaran | 20 | Thakrahan | 11.29% |
| 21 | | Patna | 21 | Patna Rural | 28.96% |
| 22 | | Purba Champaran | 22 | Banjaria | 22.87% |
| 23 | | | 23 | Motihari | 18.66% |
| 24 | | Purnia | 24 | Bahara | 24.02% |
| 25 | | | 25 | Kasba | 19.01% |
| 26 | | | 26 | Purnia East | 26.43% |
| 27 | | | 27 | Purnia (M) | 48.62% |
| 28 | | | 28 | Srinagar | 17.72% |
| 29 | | Sheohar * | 29 | Tariani Chowk | 19.46% |
| 30 | | | 30 | Sheohar * | 23.55% |
| 31 | | | 31 | Piprarhi | 23.94% |
| 32 | | Sitamarhi | 32 | Belsand | 24.38% |
| 33 | | | 33 | Bokhara | 24.32% |
| 34 | | | 34 | Charaut | 27.90% |
| 35 | | | 35 | Dumra | 23.80% |
| 36 | | | 36 | Majorganj | 22.73% |
| 37 | | | 37 | Nanpur | 26.22% |
| 38 | | | 38 | Pupri | 27.10% |
| 39 | | | 39 | Runisaidpur | 26.59% |
| 40 | | Supaul | 40 | Supaul (M) | 35.66% |
| 41 | | Vaishali | 41 | Raghopur | 19.58% |
| | | | 41 | | |
| 1 | 5. CHHATTISGARH | Bastar | 1 | Darbha | 16.01% |
| 2 | | | 2 | Lohandiguda | 21.11% |
| 3 | | Dantewada* | 3 | Abhujmad (Orchha) Part | 7.22% |
| 4 | | | 4 | Chhindgarh | 14.82% |
| 5 | | | 5 | Dantewada | 16.28% |
| 6 | | | 6 | Geedam | 18.43% |
| 7 | | | 7 | Katekalyan | 8.97% |
| 8 | | | 8 | Konta | 15.19% |
| 9 | | | 9 | Usur | 16.35% |
| | | | 9 | | |

| S. No. | Name of the State | District | S. No. | Block | Female Literacy |
|--------|-------------------|--------------|--------|-------------------|-----------------|
| 1 | DELHI | North East | 1 | Mustafabad (CT) | 47.1% |
| | | | 1 | | |
| 1 | 6. GUJARAT | Banas kantha | 1 | Amirgadh | 20.43% |
| 2 | | | 2 | Bhabhar | 26.45% |
| 3 | | | 3 | Dantivada | 28.30% |
| 4 | | | 4 | Kankrej | 28.89% |
| 5 | | Dohad | 5 | Dohad * | 27.02% |
| 6 | | Kachchh | 6 | Bhuj (M) | 49.04% |
| 7 | | Junagadh | 7 | Mangrol (M) | 46.70% |
| 8 | | | 8 | Veraval (M) | 47.69% |
| 9 | | | 9 | Una (M) | 51.08% |
| 10 | | Vadodara | 10 | Chhota Udaipur | 14.93% |
| 11 | | Valsad | 11 | Kaprada | 25.22% |
| | | | 11 | | - |
| 1 | JAMMU & KASHMIR | Anantnag | 1 | Breng | 22.15% |
| 2 | | | 2 | Damhal Hanji Pora | 22.25% |
| 3 | | | 3 | Anantnag(TC) | 53.34% |
| 4 | | Badgam | 4 | Badgam | 27.69% |
| 5 | | | 5 | Beerwah | 25.11% |
| 6 | | Baramula | 6 | Buniyar | 28.06% |
| 7 | | | 7 | Hajin | 22.93% |
| 8 | | | 8 | Pattan | 26.55% |
| 9 | | | 9 | Sopore (TC) | 48.73% |
| 10 | | | 10 | Sumbal | 19.9% |
| 11 | | Doda | 11 | Assar | 25.80% |
| 12 | | | 12 | Banihal | 26.68% |
| 13 | | | 13 | Doda | 29.49% |
| 14 | | | 14 | Inderwal | 14.06% |
| 15 | | | 15 | Marwa | 17.46% |
| 16 | | | 16 | Padder | 28.44% |
| 17 | | | 17 | Ramban | 22.24% |
| 18 | | | 18 | Ramsu | 14.91% |
| 19 | | | 19 | Thathri | 28.57% |
| 20 | | | 20 | Warwan | 22.21% |
| 21 | | Kathuia | 21 | Lohai Malhar | 21.89% |
| 22 | | Kupwara | 22 | Ramhal | 29.57% |
| 23 | | | 23 | Teetwal | 28.11% |
| 24 | | Pulwama | 24 | Kulgam | 29.19% |
| 25 | | Srinagar | 25 | Kangan | 20.76% |
| 26 | | | 26 | Srinagar(MC) | 53.50% |
| 27 | | Udhampur | 27 | Arnas | 25.01% |
| 28 | | | 28 | Gool | 25.60% |
| | | | 28 | | |
| 1 | 8. JHARKHAND : | Chatra * | 1 | Lawalaung | 17.19% |

| Name of the State | District | S. No. | Block | Female Literacy |
|---------------------------|---------------------|--------|---------------------------|-----------------|
| | | 2 | Pratappur | 24.89% |
| | Godda | 3 | Sundarpahari | 15.92% |
| | Pakaur * | 4 | Amrapara | 18.71% |
| | | 5 | Litipara | 15.28% |
| | | 6 | Maheshpur | 20.38% |
| | | 7 | Pakaur | 14.09% |
| | Pashchimi Singhbhum | 8 | Bandgaon | 21.37% |
| | Sahibganj | 9 | Barhait | 17.35% |
| | | 10 | Pathna | 22.21% |
| | | 11 | Udhwa | 17.50% |
| | | 11 | | |
| 9. KARNATAKA | Gulbarga | 1 | Yadgir | 18.74% |
| | Raichur | 2 | Sindhur (TMC) Town/City | 47.50% |
| | Koppal | 3 | Gangavati (CMC) Town/City | 49.00% |
| | | 3 | | |
| 10. MEGHALAYA | West Garo Hills | 1 | Dadenggiri | 23.90% |
| | | 1 | | |
| 11. MADHYA PRADESH | Barwani * | 1 | Barwani | 24.98% |
| | | 2 | Pati | 12.77% |
| | | 3 | Rajpur | 28.91% |
| | | 4 | Sendhwa | 15.05% |
| | Dhar | 5 | Dahi | 22.60% |
| | Jhabua | 6 | Alirajpur | 19.14% |
| | | 7 | Bhavra | 25.53% |
| | | 8 | Jobat | 21.06% |
| | | 9 | Kattiwada | 15.46% |
| | | 10 | Ranapur | 25.25% |
| | | 11 | Sondwa | 14.27% |
| | | 12 | Udaigarh | 17.43% |
| | Sheopur | 13 | Sheopur (M) | 48.94% |
| | West Nimar | 14 | Bhagwanpura | 27.13% |
| | | 15 | Jhiranya | 21.67% |
| | | 15 | | |
| 12. NAGALAND | Mon | 1 | Chen | 28.82% |
| | | 2 | Tobu | 16.97% |
| | | 2 | | |
| 13. ORISSA | Bhadrak | 1 | Bhadrak (M) | 48.4 |
| | Gajapati * | 2 | Kashinagara | 23.52% |
| | | 3 | Mohana | 26.45% |
| | | 4 | Rayagada | 23.49% |
| | Kalahandi | 5 | Dharamgarh | 24.39% |
| | | 6 | Jayapatna | 23.02% |
| | | 7 | Junagarh | 25.02% |
| | | 8 | Kalampur | 28.14 |

| S. No. | Name of the State | District | S. No. | Block | Female Literacy |
|--------|-------------------|--------------|--------|-------------------|-----------------|
| | | | 9 | Lanjigarh | 14.95% |
| | | | 10 | Thuamul-Rampur | 12.09% |
| 1 | | Kandhamal | 11 | Baliguda | 29.88% |
| 2 | | | 12 | Daringbadi | 29.27% |
| 3 | | Kendujhar | 13 | Banspal | 15.16% |
| 4 | | | 14 | Joda | 28.17% |
| 5 | | Koraput | 15 | Bandhugaon | 13.25% |
| 5 | | | 16 | Boipariguda | 12.06% |
| 7 | | | 17 | Dasamantapur | 11.70% |
| 8 | | | 18 | Jeypur | 21.28% |
| 9 | | | 19 | Narayanpatana | 12.46% |
| 9 | | | 20 | Pottangi | 11.44% |
| | | | 21 | Semiliguda | 10.98% |
| | | Malkangiri * | 22 | Not-Classified | 24.53% |
| | | | 23 | Khairapur | 12.90% |
| | | | 24 | Korkunda | 21.41% |
| | | | 25 | Malkangiri | 17.96% |
| | | | 26 | Mathili | 14.14% |
| | | | 27 | Podia | 19.61% |
| | | Mayurbhanj | 28 | Bijatola | 26.83% |
| | | | 29 | Thakurmunda | 24.69% |
| | | Nuapada * | 30 | Nuapada | 27.92% |
| | | Nabarangapur | 31 | Dabugan | 12.93% |
| | | | 32 | Kosagumuda | 12.08% |
| | | | 33 | Nabarangapur * | 18.00% |
| | | | 34 | Raighar | 26.62% |
| | | | 35 | Umarkote | 15.96% |
| | | Rayagada * | 36 | Bishamakatak | 15.02% |
| | | | 37 | Chandrapur | 13.86% |
| | | | 38 | Gunupur | 20.39% |
| | | | 39 | Jharigan | 11.47% |
| | | | 40 | Kashipur | 11.22% |
| | | | 41 | Kolnara | 22.35% |
| | | | 42 | Muniguda | 19.40% |
| | | | 43 | Rayagada | 16.70% |
| | | | 43 | | |
| | PUNJAB | Sangrur | 1 | Malerkotla (M Cl) | 50.90% |
| | | | 1 | | |
| | RAJASTHAN | Churu | 1 | Rajgarh (M) | 50.80% |
| | | Churu | 2 | Sardarshahar (M) | 32.43% |
| | | Churu | 3 | Churu (M) | 43.88% |
| | | Churu | 4 | Ratangarh (M) | 42.36% |
| | | Churu | 5 | Sujargarh (M) | 49.98% |
| | | Jhunjhunun | 6 | Jhunjhunun (M) | 42.62% |

| Sl. No. | Name of the State | District | S. No. | Block | Female Lit |
|---------|----------------------|----------------|-----------|--------------------|------------|
| 7 | | Jhunjhunun | 7 | Nawalgarh (M) | 42.35% |
| 8 | | Sawai Madhopur | 8 | Gangapur City (M) | 36.90% |
| 9 | | Sikar | 9 | Fatehpur (M) | 51.83% |
| 10 | | Sikar | 10 | Sikar (M CI) | 47.73% |
| 11 | | Nagaur | 11 | Ladnu (M) | 45.70% |
| 12 | | Nagaur | 12 | Nagaur (M) | 35.77% |
| 13 | | Nagaur | 13 | Makrana (M) | 49.82% |
| 14 | | Tonk | 14 | Tonk (M CI) | 49.83% |
| | | | 14 | | |
| 1 | TAMILNADU | Villupuram | 1 | Kalrayan Hills | 21.50% |
| | | | 1 | | |
| 1 | UTTRAKHAND | Hardwar | 1 | Forest Village | 15.17% |
| | | | 1 | | |
| 1- | UTTAR PRADESH | Aligarh | 1 | Aligarh (M Corp.) | 44.00% |
| 2 | | Bahraich | 2 | Forest Villages | 27.64% |
| 3 | | | 3 | Mahasi | 20.69% |
| 4 | | | 4 | Mihinpurwa | 16.90% |
| 5 | | Baghpat | 5 | Baraut (MB) | 35.40% |
| 6 | | Balrampur * | 6 | Balrampur | 21.00% |
| 7 | | | 7 | Forest Villages | 1.94% |
| 8 | | | 8 | Tulsipur | 15.64% |
| 9 | | | 9 | Balrampur (MB) | 42.60% |
| 10 | | Barabanki | 10 | Haidargarh | 28.47% |
| 11 | | | 11 | Nindaura | 29.63% |
| 12 | | Bareilly | 12 | Aalampur Jafarabad | 27.25% |
| 13 | | | 13 | Bhadpura | 28.37% |
| 14 | | | 14 | Bhuta | 24.70% |
| 15 | | | 15 | Faridpur | 25.40% |
| 16 | | | 16 | Kyara | 25.27% |
| 17 | | | 17 | Mirganj | 25.65% |
| 18 | | | 18 | Baheri (MB) | 33.82% |
| 19 | | | 19 | Bareilly (M Corp.) | 43.21% |
| 20 | | | 20 | Faridpur (MB) | 22.18% |
| 21 | | Basti | 21 | Ramnagar | 28.57% |
| 22 | | Bijnor | 22 | Forest Villages | 14.83% |
| 23 | | | 23 | Najibabad (MB) | 51.70% |
| 24 | | | 24 | Kiratpur (MB) | 45.79% |
| 25 | | | 25 | Nagina (MB) | 48.90% |
| 26 | | | 26 | Sherkot (MB) | 51.16% |
| 27 | | | 27 | Chandpur (MB) | 50.90% |
| 28 | | Budaun | 28 | Ambiapur | 24.06% |
| 29 | | | 29 | Asafpur | 21.38% |
| 30 | | | 30 | Bisauli | 23.06% |
| 31 | | | 31 | Dahgavan | 10.86% |

| Name of the State | District | S. No. | Block | Female Literacy |
|-------------------|---------------------|--------|-------------------|-----------------|
| | | 32 | Dataganj | 23.14% |
| | | 33 | Gunnaur | 13.87% |
| | | 34 | Islamnagar | 23.93% |
| | | 35 | Jagat | 27.30% |
| | | 36 | Mion | 23.01% |
| | | 37 | Salarpur | 23.80% |
| | | 38 | Samrer | 21.07% |
| | | 39 | Ujhani | 28.32% |
| | | 40 | Usawan | 19.33% |
| | | 41 | Wazirganj | 25.55% |
| | | 42 | Sahaswan (MB) | 28.87% |
| | | 43 | Ujhani (MB) | 26.67% |
| | | 44 | Budaun (MB) | 49.52% |
| | Bulandshahar | 45 | Jahangirabad (MB) | 34.54% |
| | | 46 | Bulandshahr (MB) | 41.59% |
| | | 47 | Sikandrabad (MB) | 37.47% |
| | | 48 | Khurja (MB) | 33.59% |
| | Chandauli * | 49 | Forest Villages | 14.59% |
| | Etah | 50 | Kasganj (MB) | 46.57% |
| | Etawah | 51 | Etawah (MB) | 51.08% |
| | Faizabad | 52 | Rudauli | 25.00% |
| | | 53 | Dariyabad | 5.45% |
| | Firozabad | 54 | Firozabad (MB) | 38.15% |
| | Gautam Buddha Nagar | 55 | Dadri (MB) | 25.22% |
| | Ghaziabad | 56 | Muradnagar (MB) | 32.43% |
| | | 57 | Loni (NP) | 36.63% |
| | | 58 | Pilkhuwa (MB) | 44.65% |
| | | 59 | Hapur (MB) | 42.62% |
| | Gonda | 60 | Belsar | 26.28% |
| | | 61 | Forest Villages | 8.39% |
| | | 62 | Mankapur | 26.66% |
| | | 63 | Nawabganj | 25.57% |
| | | 64 | Paraspur | 26.61% |
| | | 65 | Tarabganj | 25.06% |
| | | 66 | Wazirganj | 27.08% |
| | Gorakhpur | 67 | Forest Villages | 4.35% |
| | Hardoi | 68 | Shahabad (MB) | 37.25% |
| | Jalaun | 69 | Jalaun (MB) | 53.04% |
| | | 70 | Konch (MB) | 35.89% |
| | Jhansi | 71 | Forest Villages | 0.00% |
| | JP Nagar | 72 | Amroha (MB) | 42.42% |
| | | 73 | Asmauli | 17.86% |
| | | 74 | Hasanpur (MB) | 34.65% |
| | Kannauj | 75 | Chhibramau (MB) | 41.70% |

| Name of the State | District | S. No. | Block | Female Literac |
|-------------------|--------------------|--------|---------------------|----------------|
| | | 76 | Kannauj (MB) | 46.71% |
| | Kaushambi * | 77 | Kaurihar | 21.92% |
| | Kushinagar * | 78 | Motichak | 28.97% |
| | Kheri | 79 | Bijua | 24.25% |
| | | 80 | Forest Villages | 11.55% |
| | | 81 | Nakaha | 28.41% |
| | | 82 | Nighasan | 22.29% |
| | Lalitpur | 83 | Mandawara | 29.25% |
| | Mahrajganj | 84 | Brijmanganj | 27.78% |
| | | 85 | Campierganj | 24.65% |
| | | 86 | Forest Villages | 4.94% |
| | | 87 | Ghughuli | 29.88% |
| | | 88 | Lakshmipur | 25.92% |
| | | 89 | Mithaura | 27.11% |
| | | 90 | Paniwara | 25.99% |
| | | 91 | Pharenda | 28.46% |
| | | 92 | Prayagpur | 25.96% |
| | Meerut | 93 | Mawana (MB) | 37.98% |
| | | 94 | Meerut (M Corp.) | 39.62% |
| | Moradabad | 95 | Baniyakhera | 19.77% |
| | | 96 | Dingarpur | 17.29% |
| | | 97 | Moradabad (M Corp.) | 46.57% |
| | | 98 | Sambhal (MB) | 33.10% |
| | | 99 | Chandausi (MB) | 42.62% |
| | Muzaffarnagar | 100 | Kairana (MB) | 19.04% |
| | | 101 | Shamli (MB) | 39.83% |
| | | 102 | Muzaffarnagar (MB) | 50.90% |
| | | 103 | Khatauli (MB) | 48.53% |
| | Pilibhit | 104 | Pilibhit (MB) | 50.39% |
| | | 105 | Bisalpur (MB) | 24.73% |
| | Rae Bareli | 106 | Rohniya | 28.64% |
| | Rampur | 107 | Bilaspur | 29.38% |
| | | 108 | Milak | 25.05% |
| | | 109 | Saidnagar | 16.80% |
| | | 110 | Rampur(MB) | 45.77% |
| | Saharanpur | 111 | Forest Villages | 11.62% |
| | | 112 | Saharanpur (MB) | 51.98% |
| | | 113 | Gangoh (MB) | 25.52% |
| | | 114 | Deoband (MB) | 48.99% |
| | Sant Kabir Nagar * | 115 | Kudaraaha | 27.29% |
| | | 116 | Rudhauri | 24.68% |
| | Shahjahanpur | 117 | Dadrol | 28.79% |
| | | 118 | Jalalabad | 28.91% |
| | | 119 | Mirzapur | 28.83% |

| Sl. No. | Name of the State | District | S. No. | Block | Female Literacy |
|---------|-------------------|----------------|--------|--------------------|-----------------|
| 20 | | | 120 | Tilhar (MB) | 27.83% |
| 21 | | | 121 | Shahjahanpur (MB) | 41.04% |
| 22 | | Shrawasti * | 122 | Ekona | 17.95% |
| 23 | | | 123 | Gilaula | 17.99% |
| 24 | | | 124 | Visheshwarganj | 24.44% |
| 25 | | Siddharthnagar | 125 | Khesraha | 27.78% |
| 26 | | | 126 | Uska Bazar | 25.81% |
| 27 | | Sitapur | 127 | Parsendi | 28.35% |
| 28 | | | 128 | Rampur Mathura | 21.68% |
| 29 | | | 129 | Laharpur (MB) | 41.79% |
| 30 | | Sonbhadra | 130 | Chatra | 29.08% |
| 31 | | | 131 | Duddhi | 21.87% |
| 32 | | | 132 | Forest Villages | 11.85% |
| 33 | | | 133 | Ghorawal | 26.28% |
| 34 | | | 134 | Myorpur | 25.65% |
| 35 | | Unnao | 135 | Auras | 26.97% |
| 36 | | Varanasi | 136 | Varanasi (M Corp.) | 46.29% |
| | | | 136 | | |
| 1 | 17. WEST BENGAL | Murshidabad | 1 | Samserganj | 29.71% |
| 2 | | | 2 | Suti - II | 29.71% |
| 3 | | | 3 | Dhulian (M) | 34.50% |
| 4 | | | 4 | Islampur (M) | 38.39% |
| 5 | | Uttar Dinajpur | 5 | Goalpokhar - II | 23.55% |
| | | | 5 | | |
| | | | 398 | | |

Highlighted KGBVs included in the List.

Agenda Note on Prime Minister's 15 Point Programme for Welfare of Minorities

1. PM's 15 point programme

- (i) The Prime Minister has unfolded a comprehensive 15-point programme for the welfare and empowerment of minorities in 2006. The target groups include the eligible sections among the minorities notified under National Commission for Minorities Act, 1992: Muslims, Christians, Sikhs, Buddhists and Parsis. On the basis of this 121 Minority Concentration Districts (MCDs) are identified to focus programmatic interventions. The list of these 121 MCDs is in Annexure - I
- (ii) More than 15% outlay under the SSA is targeted to these 121 MCDs to achieve the goal of UEE, to meet infrastructure gaps for schools, classrooms, teachers and providing access by opening new schools.
- (iii) The progress made in these 121 MCDs in each of the following 7 key activities under the SSA is reviewed every quarter by the Committee of the Secretaries as well as the Union Cabinet.

2. SSA Targets under PM's 15 point Programme for minorities

- (i) The 7 indicators concerning SSA, for which targets have been set in the PM's 15 point programme for minorities are:-
 - (a) Opening of new primary Schools
 - (b) Opening of upper primary Schools
 - (c) Construction of primary school buildings
 - (d) Construction of upper primary school buildings
 - (e) Construction of additional classrooms
 - (f) Recruitment of teachers
 - (g) Opening Of Kasturba Gandhi Balika Vidyalayas.

3. Progress against these 7 key indicators in 121 districts in the last two years:

- (i) The progress of the last two years is as follows:

| Item | Target 2006-07 | Achievement till 31.03.07 | % Achievement | Target 2007-08 | Achievement till 31.03.08 | % Achievement |
|---------------------|----------------|---------------------------|---------------|----------------|---------------------------|---------------|
| | 1 | 2 | 3 | 4 | 5 | 6 |
| Opening of New PS | 3802 | 3515 | 92.45 | 2322 | 1463 | 63.00 |
| Opening of UPS | 1189 | 1114 | 93.69 | 3666 | 3017 | 82.29 |
| Construction of PS | 4427 | 2447 | 55.27 | 2078 | 1725 | 83.01 |
| Construction of UPS | 1189 | 961 | 80.82 | 2018 | 1948 | 96.53 |

| | | | | | | |
|------------------------------|-------|-------|--------|-------|-------|-------|
| No. of Additional Classrooms | 75967 | 51602 | 67.92 | 36891 | 36597 | 99.20 |
| Teachers to be Appointed | 26532 | 24276 | 91.49 | 21381 | 15352 | 71.80 |
| KGBVs | 106 | 136 | 128.30 | 313 | 219 | 69.96 |

(ii) It is seen from the above table that :-

| | | |
|--------------------------------------|------|---|
| Construction of Primary school | 64% | Bihar (1738), AP (17), Jharkhand (128), Mah. (292), Meghalaya (28), Uttrakhand (29), Manipur (101), UP (29) |
| Construction of Upper primary School | 91% | UP (155), AP (14), Ar. Pradesh (14) Uttarakhand (40), Meghalaya (11) |
| Construction of ACR | 78% | Assam (10073), UP (1659), Mah. (1360), Manipur (143), Gujarat (69), Bihar (1565), Karnataka (57), WB (25), Jharkhand (1111),) |
| Opening of New Primary schools | 81%- | Jharkhand (140), Manipur (125), Kerala (124), Karnataka (29), Uttarakhand (17) |
| Opening of New Upper Primary Schools | 85% | Manipur (70), Goa (42), HP (32), Ar. Pradesh (8) |
| Teachers | 83% | UP (5198), Rajasthan (463), WB (312), Manipur (195), Haryana (126), Uttarakhand (109) |
| KGBV | 70% | UP (65), J & K (15), Bihar (8), WB (6) |

(iii) The State wise details are in annexure II.

(iv) The States are advised to complete the balance works and furnish report to GoI by 15th October 2008.

4. Sanctions for 2008-09 in minority concentrated districts

(i) The sanctions for 2008-09 in 121 MCD districts is as follows:

| Item | Target 2008 -09 |
|------------------------------|-----------------|
| Opening of New PS | 1423 |
| Opening of UPS | 4301 |
| Construction of PS | 4404 |
| Construction of UPS | 4154 |
| No. of Additional Classrooms | 21102 |
| Teachers to be Appointed | 21945 |
| KGBVs | 151 |

(ii) The State wise details are in annexure III.

(iii) The states are advised to closely monitor these works and furnish progress quarterly to GoI. While provisioning of these items, the states are advised to consider the needs of muslim concentration localities within these districts.

Other Important Issues Regarding Education of Minorities under SSA

Other Interventions for promotion of education of muslim minority:-

1 Access

- (i) The States while opening schools should consider the unserved habitations/ localities with minority concentration.
- (ii) **The GoI had vide its letter dated 2nd August 2007 advised the States that if the States have a policy of opening of 'girl's only schools' they may open so from the sanctions given under the SSA , particularly in the unserved habitations in Muslim concentrated areas. The information on this was sought vide our letter dated 27.02.2008 to which only 13 States have replied informing they have no specific policy to open girls only school. However, Jharkhand and Haryana have reported opening of 31 and 60 schools respectively. The other States are requested to send information**
- (iii) Information received from 13 States in respect of Girls only upper primary schools is at Annexure – (IV).

2 KGBVs

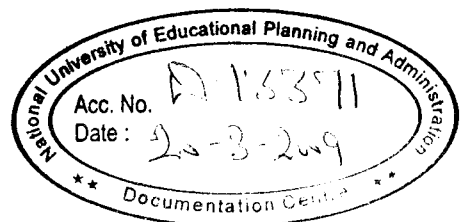
- (i) GoI vide its letter dated 16th October 2007 have advised the States to open KGBVs sanctioned localities with muslim concentration, especially in EBB's with muslim population above 20%. The efforts should be made to increase the coverage of Muslim girls in these KGBVs for optimal utilization of these facilities.
- (ii) The States with low muslim girls participation in KGBVs are as follows :-
 - **Karnataka(3.47%), Jharkhand(7.76%), UttarPradesh(9%) and Gujrat(10.92%)**
- (iii) The KGBVs provide for the facility of Urdu Teachers/ Sections if there is a demand in a muslim concentration Block. 76 KGBVs have 81 Urdu teachers.
 - However, till now such facility has been provided in only 5 States (Andhra Pradesh (24), Bihar (38), J&K (13), Haryana (6))
 - Jharkhand, Karnataka, Rajasthan, Uttar Pradesh and Uttaranchal have not appointed any Urdu teacher in KGBVs.
 - **All the States are advised to check if there is a demand and a point urdu teachers accordingly.**

3 Community Mobilisation

- (i) The States are advised to undertake community mobilization in minority concentration area for enhancing participation of muslim children at elementary level vide our letter dated 26.02.2008.
- (ii) States must target community mobilization in 88 districts with muslim concentration.
- (iii) States must target community mobilization in 726 CD blocks with muslim concentration blocks.
- (iv) Action plan for this be drawn and shared with GOI by 30th September, 2008 and sent to TSG consultant (community mobilization) – Mr. Jyoti Prakash.at cmssatsg@gmail.com

4 Support to Madarsa/Maqtabs for transacting regular curriculum under SSA

- (i) Recognised and Registered Madarsa /Maqtabs which are already transacting regular curriculum can be supported similar to grants – in aid schools. The support will include the following :
 - School grant @Rs.5000/- p.a for primary level & Rs.7000/- p.a. for upper primary level
 - Teacher grant @Rs.500/- per teacher p.a. for low cost teaching aids,
 - Free-textbooks for all children.
 - Additional teachers if required, as per norms.
 - Teacher training
- (ii) 7896 madarasas/Maqtabs were supported in the year 2007-08 which is less than the Madarasas/Maqtabs supported under SSA during 2006-07.
 - **Haryana and Uttar Pradesh have shown reduction in support to madrasas/Maqtabs.**
 - States like Madhya Pradesh and Rajasthan which have comparatively less muslim population, the number of Madarasas/Maqtabs supported under SSA is 2706 and 2400 respectively.
 - **Uttar Pradesh (589), AP (526), Jharkhand (120), WB (527)** show relatively less support to Madarsa / Maqtab whereas the muslim population is high.
 - It is seen that Assam, J&K, Karnataka, Maharashtra, Manipur, Goa, Arunachal Pradesh, Himachal Pradesh and Tamil Nadu have not provided information on how many Madarsa/Maqtabs were supported under SSA to transact regular curriculum.
- (iii) The States are advised to ensure that all volunteering madrasas/Maqtabs are supported for transacting regular curriculum as per SSA guidelines.



(iv) The State wise details in respect of support to madarasas/Maqtabs are given in Annexure-V.

5 88 Muslim Concentration Districts.

- (i) The MHRD also focuses on 88 Muslim concentration districts (distt with Muslim population more than 20%) as educationally backward minority.
- (ii) The list of 88 MCD is at Annexure-VI.
- (iii) SSA specifically tracks the progress against AWP&B sanctions in key indicators in these 88 districts, every quarter. **The States are advised to monitor the same and provide information regularly to GOI on quarterly basis.**
- (iv) Progress against 2007-08 State wise sanctions for 88 muslim concentrated districts is at Annexure- VII. It reveals that:-
 - (a) In construction of PS and UPS – J & K, Jharkhand and Uttarakhand backlog.
 - (b) For construction of ACR backlog is in West Bengal.
 - (c) For opening of school backlog is in J & K, UP, and west Bengal.
 - (d) For appointment of teachers, UP, West Bengal, J&K, Uttaranchal and Jharkhand have backlog.

6 338 towns and cities with concentration of minority population identified by Ministry of Minority Affairs.

- (i) GoI has forwarded vide letter dated 15th May 2008 a list of 338 towns and cities with substantial muslim population requesting to identify the gaps for primary, upper primary schools, additional classroom drinking water and toilet facilities.
- (ii) The list of these 338 towns and cities is at Annexure VIII.
- (iii) The inter-ministerial taskforce on the geographical distribution of minorities in its report has made certain recommendation regarding coverage of 338 towns/ cities with substantial minority population and fill the infrastructure gap. **Relevant part of the report is at Annexure IX.**
- (iv) The DISE 2006 data for the blocks in which in these cities/ towns are located has revealed that there is a gap in provisions with respect to upper primary schools, infrastructure etc.

| Indicators | Category | Status | Blocks/ Town & Cities |
|-------------------------|----------|---|---|
| PS to UPS ratio | | 155 blocks in which towns and cities are located have more than 2:1 PS to UPS ratio | West Bengal : Jangipur (10.6), Dhulian (6.8) UP : Shahabad (6.4), Baheri (5.4), Sikandrabad (5.2), Pilibhit (4.9), Bela Pratapgarh (4.8), Rampur (4.7) Maharashtra : Akola (6.8) Assam : North lakhimpur (4.5) |
| Drinking Water Facility | Primary | 81 blocks show gap in drinking water facility at primary level. | Assam : Dhubri (593), North Lakhimpur (276), Nagaon (106) Karnataka : Hassan (141), Sindhnur (130), Tumkur (126), Bijapur (125), Kolar (122), Gangawati (121) |

| | | | |
|---------------|---------------|---|--|
| | | | MP : Mhow Cantt (165) Gujarat : Bhuj (104) |
| | Upper primary | 115 blocks show gap in drinking water facility at upper primary level | Maharashtra : Malegaon (68), Parbhani (49), Jalna (42), Hingoli (35), Ambejogai (32) Karnataka : Bijapur (54), Basavakalyan (36), Gilbarga (33) Gujarat : Bhuj (49) MP : Mhow Cantt (80) Assam : Dhubri (97) |
| Common Toilet | Primary | 16 blocks show gap in common toilet | Karnataka : Tumkur (263), Bijapur (245), Hassan (240), Gulbarga (230) MP : Mhow Cantt (446), Burhanpur (287), Mandasaur (239) Assam : Dhubri (704), North Lakhimpur (541) Jharkhand : Mango (263) |
| | Upper Primary | 16 blocks show gap in common toilet | Rajasthan : Rajgarh (116), Sujangarh (1080, Churu (94) Karnataka : Bijapur (125), Gulbarga (116) MP : Mhow Cantt (246), Burhanpur (86) Jharkhand : Mango (87) Assam : Dhubri (149) |
| Girls Toilet | Primary | 6 blocks show gap in common toilet | Karnataka : Bijapur (378), Tumkur (378), Gulbarga (331) Assam : Dhubri (828), North Lakhimpur (577), Sibsagar (299) MP : Mhow Cantt (630), Burhanpur (308) Jharkhand : Mango (301) |
| | Upper Primary | 16 blocks show gap in common toilet | Karnataka : Bijapur (185), Gulbarga (183), Bidar (132), Tumkur (111) Maharashtra : Basmat (119), Parbhani (114) Assam : North lakhimpur (114), Dhubri (182) Jharkhand : Mango (112) MP : Mhow Cantt (319) |

- (v) The data with respect to these 296 blocks of these towns and cities is in **Annexure-X**.
- (vi) These 338 town cities are located in 208 districts and to most of them provisions have been made in AWP&B 2008-09. These districts have been provided for opening of 4412 PS, 267 UPS, recruitment of 44808 teachers, construction of 9220 PS, 6724 UPS 37279 ACR, 8688 toilets and 2984 drinking water facility. The district wise details are at **Annexure-XI**.
- (vii) **The States are requested to identify the gaps in these 338 towns / cities and are advised to fill these gaps on priority through the approvals made in AWP&B 2008-09 of the districts in which these cities and towns are located especially with respect to Upper primary schools; teachers; additional classrooms; facilities like drinking water, common toilets and girl's toilets by careful targeting.**

LIST OF 121 MINORITY CONCENTRATION DISTRICTS

| S.No. | State | District | | Total No. of Minority Districts |
|-------|-------------------|----------|--------------------|---------------------------------|
| 1 | Andaman & Nicobar | 1 | Andaman | 2 |
| | | 2 | Nicobar | |
| 2 | Andhra Pradesh | 1 | Hyderabad | 1 |
| 3 | Arunachal Pradesh | 1 | East Kameng | 7 |
| | | 2 | Lower Subansiri | |
| | | 3 | Tawang | |
| | | 4 | Tirap | |
| | | 5 | Changlang | |
| | | 6 | West Kameng | |
| | | 7 | Papum Pare | |
| 4 | Assam | 1 | Barpeta | 13 |
| | | 2 | Bongaigaon | |
| | | 3 | Cachar | |
| | | 4 | Darrang | |
| | | 5 | Dhubri | |
| | | 6 | Goalpara | |
| | | 7 | Hailkandi | |
| | | 8 | Kamrup | |
| | | 9 | Karimganj | |
| | | 10 | Kokrajhar | |
| | | 11 | Morigaon | |
| | | 12 | Nagaon | |
| | | 13 | North Cachar Hills | |
| 5 | Bihar | 1 | Araria | 7 |
| | | 2 | Darbhanga | |
| | | 3 | Katihar | |
| | | 4 | Kishanganj | |
| | | 5 | Purnea | |
| | | 6 | Sitamarhi | |
| | | 7 | West Champaran | |
| 6 | Delhi | 1 | North East | 2 |
| | | 2 | Central Delhi | |
| 7 | Goa | 1 | South Goa | 1 |
| 8 | Haryana | 1 | Mewat | 2 |
| | | 2 | Sirsa | |
| 9 | Himachal Pradesh | 1 | Kinnaur | 2 |
| | | 2 | Lahaul & Spiti | |
| 10 | Jammu & Kashmir | 1 | Leh (Ladakh) | 1 |

| S.No. | State | District | | Total No. of Minority Districts |
|-------|----------------|----------|------------------------|---------------------------------|
| 11 | Jharkhand | 1 | Gumla | 4 |
| | | 2 | Pakur | |
| | | 3 | Sahebganj | |
| | | 4 | Ranchi | |
| 12 | Karnataka | 1 | Bidar | 3 |
| | | 2 | Dakshin Kannada | |
| | | 3 | Gulbarga | |
| 13 | Kerala | 1 | Allappuzha | 14 |
| | | 2 | Ernakulam | |
| | | | Ernakulam-Metro | |
| | | | Total-Ernakulam | |
| | | 3 | Iddukki | |
| | | 4 | Kozhikode | |
| | | 5 | Kollam | |
| | | 6 | Kasargod | |
| | | 7 | Kannur | |
| | | 8 | Kottayam | |
| | | 9 | Mallapuram | |
| | | 10 | Palakkad | |
| | | 11 | Patthanamthitta | |
| | | 12 | Thiruvananthapuram | |
| 13 | Thrissur | | | |
| 14 | Wayanad | | | |
| 14 | Madhya Pradesh | 1 | Bhopal | 1 |
| 15 | Maharashtra | 1 | Mumbai (Suburban) | 9 |
| | | 2 | Parbhani | |
| | | 3 | Hingoli | |
| | | 4 | Aurangabad | |
| | | 5 | Buldana | |
| | | 6 | Washim | |
| | | 7 | Akola | |
| | | 8 | Mumbai | |
| | | 9 | Amravati | |
| 16 | Manipur | 1 | Thoubal | 6 |
| | | 2 | Tamenglong | |
| | | 3 | Chandel | |
| | | 4 | Senapati (Excl. 3 sub | |
| | | 5 | Churachandpur | |
| | | 6 | Ukhrul | |
| 17 | Meghalaya | 1 | West Garo Hills | 1 |
| 18 | Mizoram | 1 | Lawngtlai | 2 |
| | | 2 | Mamit | |
| 19 | Orissa | 1 | Gajapati | 1 |
| 20 | Pondicherry | 1 | Mahe | 1 |

| S.No. | State | District | | Total No. of Minority Districts |
|--------------|---------------|----------|--------------------|---------------------------------|
| 21 | Rajasthan | 1 | Ganganagar | 1 |
| 22 | Sikkim | 1 | West | 4 |
| | | 2 | North | |
| | | 3 | East | |
| | | 4 | South | |
| 23 | Tamil Nadu | 1 | Kannayakumari | 1 |
| 24 | Uttar Pradesh | 1 | Badaun | 21 |
| | | 2 | Baghpat | |
| | | 3 | Bahraich | |
| | | 4 | Balrampur | |
| | | 5 | Barabanki | |
| | | 6 | Bareilly | |
| | | 7 | Bijnaur | |
| | | 8 | Ghaziabad | |
| | | 9 | J.P. Nagar | |
| | | 10 | Merrut | |
| | | 11 | Moradabad | |
| | | 12 | Muzaffarnagar | |
| | | 13 | Pilibhit | |
| | | 14 | Rampur | |
| | | 15 | Saharanpur | |
| | | 16 | Shrawasti | |
| | | 17 | Sidharth Nagar | |
| | | 18 | Bulandshahar | |
| | | 19 | Shahjahanpur | |
| | | 20 | Kheri | |
| | | 21 | Lucknow | |
| 25 | Uttarkhand | 1 | Haridwar (Roorkee) | 2 |
| | | 2 | Udham Singh Nagar | |
| 26 | West Bengal | 1 | Birbhum | 12 |
| | | 2 | Dakshin Dinajpur | |
| | | 3 | Howrah | |
| | | 4 | Kooch Bihar | |
| | | 5 | Kolkatta | |
| | | 6 | Malda | |
| | | 7 | Murshidabad | |
| | | 8 | Nadia | |
| | | 9 | North 24 Parganas | |
| | | 10 | South 24 Parganas | |
| | | 11 | Uttar Dinajpur | |
| | | 12 | Barddhaman | |
| Total | | | | 121 |

Department of School Education & Literacy

(A) Enhancing opportunities for Education

(1) Improving access to School Education

Sarva Shiksha Abhiyan

| Number of primary schools to be constructed in districts with substantial minority popul: | | | | | |
|---|----------------------|--------------------|----------------------------|-------------------|---------------|
| S.No. | State /UT | Target for 2007-08 | Achievement during 2007-08 | Balance/shortfall | % Achievement |
| i | ii | iii | iv | v | vi |
| 1 | Andaman & Nicobar | 0 | 0 | 0 | |
| 2 | Andhra Pradesh | 0 | 0 | 0 | |
| 3 | Arunachal Pradesh | 0 | 0 | 0 | |
| 4 | Assam | 0 | 0 | 0 | |
| 5 | Bihar | 0 | 0 | 0 | |
| 6 | Chandigarh | 0 | 0 | 0 | |
| 7 | Chhatisgarh | 0 | 0 | 0 | |
| 8 | Dadar & Nagar Haveli | 0 | 0 | 0 | |
| 9 | Daman & Diu | 0 | 0 | 0 | |
| 10 | Delhi | 1 | 0 | 1 | |
| 11 | Goa | 0 | 0 | 0 | |
| 12 | Gujarat | 0 | 0 | 0 | |
| 13 | Haryana | 0 | 0 | 0 | |
| 14 | Himachal Pradesh | 0 | 0 | 0 | |
| 15 | Jammu & Kashmir | 8 | 8 | 0 | 100% |
| 16 | Jharkhand | 1058 | 1058 | 0 | 100% |
| 17 | Karnataka | 144 | 144 | 0 | 100% |
| 18 | Kerala | 0 | 0 | 0 | |
| 19 | Lakshadweep | 0 | 0 | 0 | |
| 20 | Madhya Pradesh | 17 | 17 | 0 | 100% |
| 21 | Maharashtra | 474 | 182 | 292 | 38% |
| 22 | Manipur | 0 | 0 | 0 | |
| 23 | Meghalaya | 28 | 0 | 28 | 0% |
| 24 | Mizoram | 0 | 0 | 0 | |
| 25 | Nagaland | 0 | 0 | 0 | |
| 26 | Orissa | 39 | 39 | 0 | 100% |
| 27 | Pondichery | 0 | 0 | 0 | |
| 28 | Punjab | 0 | 0 | 0 | |
| 29 | Rajasthan | 0 | 0 | 0 | |
| 30 | Sikkim | 0 | 0 | 0 | |
| 31 | Tamil Nadu | 4 | 1 | 3 | 25% |
| 32 | Tripura | 0 | 0 | 0 | |
| 0 | Uttar Pradesh | 241 | 241 | 0 | 100% |
| 34 | Uttarakhand | 64 | 35 | 29 | 55% |
| 35 | West Bengal | 0 | 0 | 0 | |
| | Total | 2078 | 1725 | 353 | 83% |

Department of School Education & Literacy

(A) Enhancing opportunities for Education

(1) Improving access to School Education

Sarva Shiksha Abhiyan

| (ii) Number of upper primary schools to be constructed in districts with substantial mi | | | | | |
|---|----------------------|--------------------|----------------------------|--------------------|---------------|
| S.No. | State /UT | Target for 2007-08 | Achievement during 2007-08 | Balance/ shortfall | % Achievement |
| i | ii | iii | iv | v | vi |
| 1 | Andaman & Nicobar | 0 | 0 | 0 | 0% |
| 2 | Andhra Pradesh | 0 | 0 | 0 | 0% |
| 3 | Arunachal Pradesh | 16 | 0 | 2 | 12% |
| 4 | Assam | 0 | 0 | 0 | - |
| 5 | Bihar | 0 | 0 | 0 | - |
| 6 | Chandigarh | 0 | 0 | 0 | - |
| 7 | Chhatisgarh | 0 | 0 | 0 | - |
| 8 | Dadar & Nagar Haveli | 0 | 0 | 0 | - |
| 9 | Daman & Diu | 0 | 0 | 0 | - |
| 10 | Delhi | 0 | 1 | 1 | 0% |
| 11 | Goa | 0 | 0 | 0 | 0% |
| 12 | Gujarat | 0 | 0 | 0 | 0% |
| 13 | Haryana | 6 | 6 | 0 | 100% |
| 14 | Himachal Pradesh | 0 | 0 | 0 | 0% |
| 15 | Jammu & Kashmir | 0 | 0 | 0 | 0% |
| 16 | Jharkhand | 269 | 269 | 0 | 100% |
| 17 | Karnataka | 0 | 0 | - | - |
| 18 | Kerala | 2 | 0 | 2 | 0% |
| 19 | Lakshadweep | 0 | 0 | - | - |
| 20 | Madhya Pradesh | 49 | 49 | 0 | 100% |
| 21 | Maharashtra | 14 | 14 | 0 | 100% |
| 22 | Manipur | 0 | 0 | 0 | - |
| 23 | Meghalaya | 11 | 0 | 11 | 0% |
| 24 | Mizoram | 0 | 0 | - | 1% |
| 25 | Nagaland | 0 | 0 | - | 1% |
| 26 | Orissa | 34 | 34 | 0 | 100% |
| 27 | Pondicherry | 0 | 0 | - | - |
| 28 | Punjab | 0 | 0 | - | - |
| 29 | Rajasthan | 0 | 0 | - | - |
| 30 | Sikkim | 0 | 0 | - | - |
| 31 | Tamil Nadu | 3 | 0 | 3 | 0% |
| 32 | Trinpara | 0 | 0 | 0 | - |
| 33 | Uttar Pradesh | 1572 | 1572 | 0 | 100% |
| 34 | Uttarakhand | 42 | 2 | 40 | 5% |
| 35 | West Bengal | 0 | 0 | - | - |
| | Total | 2018 | 1947 | 59 | 96% |

Department of School Education & Literacy

(A) Enhancing opportunities for Education

(1) Improving access to School Education

Sarva Shiksha Abhiyan

| (iii) Number of additional classrooms to be constructed in districts with substantial min | | | | | |
|---|----------------------|--------------------|----------------------------|--------------------|---------------|
| S.No. | State /UT | Target for 2007-08 | Achievement during 2007-08 | Balance/ shortfall | % Achievement |
| i | ii | iii | iv | v | vi |
| 1 | Andaman & Nicobar | 0 | 0 | - | |
| 2 | Andhra Pradesh | 0 | 0 | - | |
| 3 | Arunachal Pradesh | 0 | 0 | - | |
| 4 | Aseam | 0 | 0 | - | |
| 5 | Bihar | 0 | 0 | - | |
| 6 | Chandigarh | 0 | 0 | - | |
| 7 | Chhastisgarh | 0 | 0 | - | |
| 8 | Dadar & Nagar Haveli | 0 | 0 | - | |
| 9 | Daman & Diu | 0 | 0 | - | |
| 10 | Delhi | 41 | 41 | 0 | 100% |
| 11 | Goa | 46 | 46 | 0 | 100% |
| 12 | Gujarat | 69 | 0 | 69 | 0% |
| 13 | Haryana | 44 | 44 | 0 | 100% |
| 14 | Himachal Pradesh | 44 | 44 | 0 | 100% |
| 15 | Jammu & Kashmir | 0 | 0 | - | |
| 16 | Jharkhand | 0 | 0 | - | |
| 17 | Karnataka | 459 | 412 | 57 | 88% |
| 18 | Kerala | 448 | 448 | 0 | 100% |
| 19 | Lakshadweep | 0 | 0 | - | |
| 20 | Madhya Pradesh | 310 | 310 | 0 | 100% |
| 21 | Maharashtra | 909 | 909 | 0 | 100% |
| 22 | Manipur | 286 | 143 | 143 | 50% |
| 23 | Meghalaya | 0 | 0 | - | |
| 24 | Mizoram | 0 | 0 | - | |
| 25 | Nagaland | 0 | 0 | - | |
| 26 | Orissa | 560 | 560 | 0 | 100% |
| 27 | Pondichery | 0 | 0 | - | |
| 28 | Punjab | 0 | 0 | - | |
| 29 | Rajasthan | 343 | 343 | 0 | 100% |
| 30 | Sikkim | 0 | 0 | - | |
| 31 | Tamil Nadu | 0 | 0 | - | |
| 32 | Tripura | 0 | 0 | - | |
| 33 | Uttar Pradesh | 8646 | 8646 | 0 | 100% |
| 34 | Uttarakhand | 252 | 252 | 0 | 100% |
| 35 | West Bengal | 24424 | 24399 | 25 | 99.89% |
| | Total | 35891 | 36597 | 294 | 99.20% |

Department of School Education & Literacy

(A) Enhancing opportunities for Education

(1) Improving access to School Education

Sarva Shiksha Abhiyan

| (iv) Number of new primary schools to be opened in districts with substantial m | | | | | |
|---|----------------------|--------------------|----------------------------|--------------------|---------------|
| S.No. | State /UT | Target for 2007-08 | Achievement during 2007-08 | Balance/ shortfall | % Achievement |
| i | ii | iii | iv | v | vi |
| 1 | Andaman & Nicobar | 2 | 0 | 2 | 0% |
| 2 | Andhra Pradesh | 0 | 0 | - | - |
| 3 | Arunachal Pradesh | 0 | 0 | - | - |
| 4 | Assam | 0 | 0 | - | - |
| 5 | Bihar | 735 | 735 | 0 | 100% |
| 6 | Chandigarh | 0 | 0 | - | - |
| 7 | Chhatisgarh | 0 | 0 | - | - |
| 8 | Dadar & Nagar Haveli | 0 | 0 | - | - |
| 9 | Daman & Diu | 0 | 0 | - | - |
| 10 | Delhi | 1 | 0 | 1 | 0% |
| 11 | Goa | 0 | 0 | - | - |
| 12 | Gujarat | 0 | 0 | - | - |
| 13 | Haryana | 0 | 0 | - | - |
| 14 | Himachal Pradesh | 0 | 0 | - | - |
| 15 | Jammu & Kashmir | 0 | 0 | - | - |
| 16 | Jharkhand | 0 | 0 | - | - |
| 17 | Karnataka | 144 | 115 | 29 | 8000% |
| 18 | Kerala | 124 (Spill over) | 0 | 124 | 0% |
| 19 | Lakshadweep | 0 | 0 | - | - |
| 20 | Madhya Pradesh | 0 | 0 | - | - |
| 21 | Maharashtra | 639 | 84 | 555 | 13% |
| 22 | Manipur | 125 | 0 | 125 | 0% |
| 23 | Meghalaya | 28 | 28 | 0 | 100% |
| 24 | Mizoram | 8 | 6 | 2 | 25% |
| 25 | Nagaland | 0 | 0 | - | - |
| 26 | Orissa | 39 | 39 | 0 | 100% |
| 27 | Pondicherry | 0 | 0 | - | - |
| 28 | Punjab | 0 | 0 | - | - |
| 29 | Rajasthan | 168 | 168 | 0 | 100% |
| 30 | Sikkim | 0 | 0 | - | - |
| 31 | Tamil Nadu | 4 | 0 | 4 | 0% |
| 32 | Tripura | 0 | 0 | - | - |
| 33 | Uttar Pradesh | 241 | 241 | 0 | 100% |
| 34 | Uttarakhand | 64 | 47 | 17 | 73% |
| 35 | West Bengal | 0 | 0 | - | - |
| | Total | 2198 | 1463 | 859 | 67% |

Department of School Education & Literacy
(A) Enhancing opportunities for Education
(1) Improving access to School Education
Sarva Shiksha Abhyan

| (v) Number of new Upper primary schools to be opened in districts with substantial mlr | | | | | |
|--|----------------------|--------------------|----------------------------|--------------------|---------------|
| S.No. | State /UT | Target for 2007-08 | Achievement during 2007-08 | Balance/ shortfall | % Achievement |
| i | ii | iii | iv | v | vi |
| 1 | Andaman & Nicobar | 0 | 0 | - | |
| 2 | Andhra Pradesh | 0 | 0 | - | |
| 3 | Arunachal Pradesh | 16 | 8 | 8 | 50% |
| 4 | Assam | 0 | 0 | - | |
| 5 | Bihar | 782 | 782 | 0 | 100% |
| 6 | Chandigarh | 0 | 0 | - | |
| 7 | Chhatisgarh | 0 | 0 | - | |
| 8 | Dadar & Nagar Haveli | 0 | 0 | - | |
| 9 | Daman & Diu | 0 | 0 | - | |
| 10 | Delhi | 0 | 0 | - | |
| 11 | Goa | 0 | 0 | - | |
| 12 | Gujarat | 0 | 0 | - | |
| 13 | Haryana | 6 | 6 | 0 | 100% |
| 14 | Himachal Pradesh | 0 | 0 | - | |
| 15 | Jammu & Kashmir | 25 | 25 | 0 | 100% |
| 16 | Jharkhand | 138 | 138 | 0 | 100% |
| 17 | Karnataka | 55 | 55 | 0 | 100% |
| 18 | Kerala | 2 | 0 | 2 | 0% |
| 19 | Lakshadweep | 0 | 0 | - | |
| 20 | Madhya Pradesh | 20 | 20 | 0 | 100% |
| 21 | Maharashtra | 14 | 14 | 0 | 100% |
| 22 | Manipur | 70 | 0 | 70 | 0% |
| 23 | Meghalaya | 0 | 0 | - | |
| 24 | Mizoram | 11 | 11 | - | 100% |
| 25 | Nagaland | 0 | 0 | - | |
| 26 | Orissa | 12 | 12 | 0 | 100% |
| 27 | Pondicherry | 0 | 0 | - | |
| 28 | Punjab | 0 | 0 | - | 100% |
| 29 | Rajasthan | 100 | 100 | 0 | 100% |
| 30 | Sikkim | 0 | 0 | 0 | 0 |
| 31 | Tamil Nadu | 1 | 1 | 0 | 100% |
| 32 | Tripura | 0 | 0 | - | |
| 33 | Uttar Pradesh | 1572 | 1572 | - | 100% |
| 34 | Uttarakhand | 42 | 37 | 5 | 88% |
| 35 | West Bengal | 800 | 236 | 564 | 30% |
| | Total | 3666 | 3017 | 649 | 82% |

Department of School Education & Literacy

(A) Enhancing opportunities for Education

(1) Improving access to School Education

Sarva Shiksha Abhiyan

| (vi) Number of teachers to be sanctioned districts with a substantial minority po | | | | | |
|---|----------------------|--------------------|----------------------------|--------------------|---------------|
| S.No. | State /UT | Target for 2007-08 | Achievement during 2007-08 | Balance/ shortfall | % Achievement |
| i | ii | iii | iv | v | vi |
| 1 | Andaman & Nicobar | 4 | 4 | 0 | 100% |
| 2 | Andhra Pradesh | 0 | 0 | - | |
| 3 | Arunachal Pradesh | 66 | 66 | 0 | 100% |
| 4 | Assam | 0 | 0 | - | |
| 5 | Bihar | 9796 | 9796 | 0 | 100% |
| 6 | Chandigarh | 0 | 0 | - | |
| 7 | Chhatisgarh | 0 | 0 | - | |
| 8 | Dadar & Nagar Haveli | 0 | 0 | - | |
| 9 | Daman & Diu | 0 | 0 | - | |
| 10 | Delhi | 2 | 2 | 0 | 100% |
| 11 | Goa | 0 | 0 | - | |
| 12 | Gujarat | 0 | 0 | - | |
| 13 | Haryana | 18 | 18 | 0 | 100% |
| 14 | Himachal Pradesh | 0 | 0 | - | |
| 15 | Jammu & Kashmir | 75 | 51 | 24 | 68% |
| 16 | Jharkhand | 414 | 414 | 0 | 100% |
| 17 | Karnataka | 1669 | 1669 | 0 | 100% |
| 18 | Kerala | 256 | 256 | 0 | 100% |
| 19 | Lakshadweep | 0 | 0 | - | |
| 20 | Madhya Pradesh | 40 | 34 | 6 | 85% |
| 21 | Maharashtra | 0 | 0 | - | |
| 22 | Manipur | 195 | 0 | 195 | 0% |
| 23 | Meghalaya | 0 | 0 | - | |
| 24 | Mizoram | 33 | 33 | 0 | 100% |
| 25 | Nagaland | 0 | 0 | - | |
| 26 | Orissa | 114 | 108 | 6 | 95% |
| 27 | Pondicherry | 0 | 0 | - | |
| 28 | Punjab | 0 | 0 | - | |
| 29 | Rajasthan | 636 | 457 | 179 | 72% |
| 30 | Sikkim | 0 | 0 | - | |
| 31 | Tamil Nadu | 11 | 11 | 0 | 100% |
| 32 | Tripura | 0 | 0 | - | |
| 33 | Uttar Pradesh | 5198 | 0 | 5198 | 0% |
| 34 | Uttarakhand | 254 | 145 | 109 | 57% |
| 35 | West Bengal | 2400 | 2088 | 312 | 87% |
| | Total | 21381 | 15352 | 6029 | 72% |

Department of School Education & Literacy
(A) Enhancing opportunities for Education
(1) Improving access to School Education
Sarva Shiksha Abhiyan
Kasturba Gandhi Balika Vidyalaya Scheme

| S.No. | State /UT | Target for 2007-08 | Achievement during 2007-08 | Balance/ shortfall | % Achievement |
|-------|----------------------|--------------------|----------------------------|--------------------|---------------|
| i | ii | iii | iv | v | vi |
| 1 | Andaman & Nicobar | Not Eligible | Not Eligible | - | - |
| 2 | Andhra Pradesh | 5 | 5 | 0 | 100% |
| 3 | Arunachal Pradesh | 9 | 9 | 0 | 100% |
| 4 | Assam | 0 | 0 | 0 | 100% |
| 5 | Bihar | 53 | 45 | 8 | 84.9% |
| 6 | Chandigarh | Not Eligible | Not Eligible | - | - |
| 7 | Chhasttigarh | 1 | 1 | 0 | 100% |
| 8 | Dadar & Nagar Haveli | 0 | 0 | 0 | 100% |
| 9 | Daman & Diu | Not Eligible | Not Eligible | - | - |
| 10 | Delhi | Not Eligible | Not Eligible | - | - |
| 11 | Goa | Not Eligible | Not Eligible | - | - |
| 12 | Gujarat | 3 | 3 | 0 | 100% |
| 13 | Haryana | 6 | 6 | 0 | 100% |
| 14 | Himachal Pradesh | 0 | 0 | 0 | 100% |
| 15 | Jammu & Kashmir | 41 | 26 | 15 | 63.41% |
| 16 | Jharkhand | 30 | 30 | 0 | 100% |
| 17 | Karnataka | 3 | 3 | 0 | 100% |
| 18 | Kerala | Not Eligible | Not Eligible | - | - |
| 19 | Lakshadweep | Not Eligible | Not Eligible | - | - |
| 20 | Madhya Pradesh | 0 | 0 | 0 | 100% |
| 21 | Maharashtra | 1 | 1 | 0 | 100% |
| 22 | Manipur | 1 | 1 | 0 | 100% |
| 23 | Meghalaya | 1 | 1 | 0 | 100% |
| 24 | Mizoram | 1 | 1 | 0 | 100% |
| 25 | Nagaland | Not Eligible | Not Eligible | - | - |
| 26 | Orissa | 4 | 4 | 0 | 100% |
| 27 | Pondicherry | Not Eligible | Not Eligible | - | - |
| 28 | Punjab | 2 | 2 | 0 | 100% |
| 29 | Rajasthan | 11 | 11 | 0 | 100% |
| 30 | Sikkim | Not Eligible | Not Eligible | - | - |
| 31 | Tamil Nadu | 0 | 0 | 0 | 100% |
| 32 | Tripura | 4 | 4 | 0 | 100% |
| 33 | Uttar Pradesh | 113 | 48 | 65 | 42% |
| 34 | Uttarakhand | 7 | 7 | 0 | 100% |
| 35 | West Bengal | 17 | 11 | 6 | 64.710% |
| | | 313 | 219 | 94 | 69.97% |

PMO's MINORITY DISTRICTS' ALLOCATION YEAR 2008-09

Annex-III

| | | Allocation of the States for 121 Minority Concentration Districts for PMs 15 Point Programme for the welfare of minorities | | | | | | No. of KGBV (Phy.) |
|----|-------------------|--|----------------------------|-----------------------|------------------------|-------|-------------|--------------------|
| | | Construction Of | | | Opening of New Schools | | Recruitment | |
| | | Pry School bldgsS | Upper pry School Buildings | Additional Classrooms | Primary Schools | UPS | Of Teachers | |
| 1 | Andaman & Nicobar | 0 | 0 | 0 | 0 | 0 | 0 | 0 |
| 2 | Andhra Pradesh | 0 | 0 | 0 | 0 | 0 | 0 | 0 |
| 3 | Ar. Pradesh | 128 | 28 | 461 | 128 | 28 | 415 | 10 |
| 4 | Assam | 0 | 0 | 6257 | 0 | 0 | 0 | 8 |
| 5 | Bihar | 2018 | 0 | 1638 | 104 | 546 | 6397 | 26 |
| 6 | Delhi | 1 | 0 | 29 | 1 | 0 | 2 | 1 |
| 7 | Goa | 0 | 0 | 0 | 0 | 0 | 0 | 0 |
| 8 | Haryana | 0 | 0 | 399 | 0 | 0 | 0 | 0 |
| 9 | Himachal Pradesh | 0 | 0 | 41 | 0 | 3 | 9 | 0 |
| 10 | Jammu & Kashmir | 0 | 25 | 0 | 8 | 42 | 142 | 0 |
| 11 | Jharkhand | 779 | 818 | 100 | 0 | 351 | 1053 | 7 |
| 12 | Karnataka | 75 | 0 | 909 | 75 | 174 | 324 | 1 |
| 13 | Kerala | 0 | 0 | 202 | 0 | 0 | 0 | 0 |
| 14 | Madhya Pradesh | 0 | 9 | 400 | 0 | 9 | 38 | 0 |
| 15 | Maharashtra | 371 | 5 | 818 | 65 | 5 | 1413 | 0 |
| 16 | Manipur | 0 | 0 | 0 | 0 | 0 | 0 | 0 |
| 17 | Meghalaya | 80 | 210 | 100 | 80 | 70 | 370 | 1 |
| 18 | Mizoram | 13 | 0 | 44 | 13 | 33 | 103 | 0 |
| 19 | Orissa | 25 | 25 | 390 | 25 | 25 | 125 | 3 |
| 20 | Pondicherry | 0 | 0 | 7 | 0 | 0 | 0 | 0 |
| 21 | Rajasthan | 0 | 0 | 27 | 0 | 0 | 0 | 0 |
| 22 | Sikkim | 1 | 0 | 0 | 11 | 1 | 25 | 0 |
| 23 | Tamil Nadu | 0 | 0 | 59 | 0 | 0 | 3 | 0 |
| 24 | Uttar Pradesh | 901 | 1153 | 3779 | 901 | 1133 | 5729 | 88 |
| 25 | Uttaranchal | 12 | 56 | 338 | 12 | 56 | 192 | 1 |
| 26 | West Bengal | 0 | 1825 | 5104 | 0 | 1825 | 5605 | 5 |
| | | 4404 | 4154 | 21102 | 1423 | 4301 | 21945 | 151 |
| | | 21299 | 19665 | 98766 | 9409 | 19720 | 106935 | 375 |
| | | 21% | 21% | 21% | 15% | 22% | 21% | 40% |

| Total No. | State | District | | Physical Items Approved | | | | | | | | | Financial outlay (Rs. in Lakhs) | | | | No. of KGBV (Phy.) |
|-----------|-------------------|-----------------------|-----------------------|-------------------------|----------------|------------|------------------------|---------|---------|------------------------------|--------------------------------------|----------------|---------------------------------|----------|-----------|-----------|--------------------|
| | | | | Civil Works (Fresh) | | | Opening of New Schools | | | Teachers | | | SSA | NPEGEL | KGBV | Total | |
| | | | | No. of New PS | No. of New UPS | No. of ACR | EGS to PS | PS | UPS | New Teachers for new schools | Addl. Tech. against excess enrolment | Total Teachers | | | | | |
| 1 | Andaman & Nicobar | 1 | Andaman | 0 | 0 | 0 | 0 | 0 | 0 | 0 | 0 | 0 | 589.14 | 0.00 | 0.00 | 589.14 | 0 |
| 2 | | 2 | Nicobar | 0 | 0 | 0 | 0 | 0 | 0 | 0 | 0 | 0 | 684.59 | 0.00 | 0.00 | 684.59 | 0 |
| | | | Total | 0 | 0 | 0 | 0 | 0 | 0 | 0 | 0 | 0 | 1273.72 | 0.00 | 0.00 | 1273.72 | 0 |
| | | | State's Total | 0 | 0 | 0 | 0 | 0 | 0 | 0 | 0 | 0 | 1404.20 | 0.00 | 0.00 | 1404.20 | 0 |
| | | % against State Total | #DIV/0! | #DIV/0! | #DIV/0! | #DIV/0! | #DIV/0! | #DIV/0! | #DIV/0! | #DIV/0! | #DIV/0! | 91% | #DIV/0! | #DIV/0! | 91% | #DIV/0! | #DIV/0! |
| 3 | Andhra Pradesh | 1 | Hyderabad | 0 | 0 | 0 | 0 | 0 | 0 | 0 | 0 | 0 | 3781.37 | 195.10 | 0.00 | 3976.47 | 0 |
| | | | Total | 0 | 0 | 0 | 0 | 0 | 0 | 0 | 0 | 0 | 3781.37 | 195.10 | 0.00 | 3976.47 | 0 |
| | | | State's Total | 0 | 0 | 153 | 0 | 0 | 51 | 153 | 0 | 153 | 90832.70 | 8520.78 | 20380.11 | 119733.59 | 395 |
| | | | % against State Total | #DIV/0! | #DIV/0! | 0% | #DIV/0! | #DIV/0! | 0% | 0% | #DIV/0! | 0% | 4% | 2% | 0% | 3% | 0% |
| 4 | Arunachal Pradesh | 1 | East Kameng | 0 | 0 | 64 | 14 | 0 | 0 | 0 | 4 | 4 | 1119.85 | 1.27 | 177.97 | 1299.09 | 3 |
| 5 | | 2 | Lower Subansiri | 0 | 0 | 88 | 25 | 0 | 0 | 0 | 3 | 3 | 1312.43 | 0.00 | 62.67 | 1375.10 | 1 |
| 6 | | 3 | Tawang | 0 | 0 | 67 | 0 | 0 | 0 | 0 | 1 | 1 | 626.79 | 0.64 | 177.97 | 805.39 | 3 |
| 7 | | 4 | Tirap | 0 | 0 | 155 | 20 | 0 | 0 | 0 | 4 | 4 | 1293.75 | 1.91 | 240.64 | 1536.30 | 4 |
| 8 | | 5 | Changlang | 0 | 0 | 0 | 10 | 0 | 0 | 0 | 3 | 3 | 915.55 | 1.27 | 230.59 | 1147.41 | 4 |
| 9 | | 6 | West Kameng | 0 | 0 | 16 | 7 | 0 | 0 | 0 | 3 | 3 | 705.31 | 1.91 | 52.62 | 759.84 | 1 |
| 10 | | 7 | Papum Pare | 0 | 0 | 71 | 52 | 0 | 0 | 0 | 2 | 2 | 2120.19 | 0.00 | 0.00 | 2120.19 | 0 |
| | | | Total | 0 | 0 | 461 | 124 | 0 | 0 | 0 | 20 | 20 | 8093.87 | 6.99 | 942.45 | 9043.32 | 16 |
| | | | State's Total | 0 | 0 | 687 | 213 | 0 | 0 | 0 | 60 | 60 | 16039.26 | 12.72 | 2081.32 | 18133.30 | 36 |
| | | | % against State Total | #DIV/0! | #DIV/0! | 67% | 60% | #DIV/0! | #DIV/0! | #DIV/0! | 33% | 33% | 50% | 55% | 45% | 50% | 44% |
| 11 | Assam | 1 | Barpeta | 0 | 0 | 360 | 0 | 0 | 0 | 0 | 0 | 0 | 2684.54 | 0.00 | 71.47 | 2756.01 | 1 |
| 12 | | 2 | Bongaigaon | 0 | 0 | 185 | 0 | 0 | 0 | 0 | 0 | 0 | 1455.16 | 0.00 | 0.00 | 1455.16 | 0 |
| 13 | | 3 | Cachar | 0 | 0 | 700 | 0 | 0 | 0 | 0 | 0 | 0 | 3375.57 | 0.00 | 0.00 | 3375.57 | 0 |
| 14 | | 4 | Darrang | 0 | 0 | 660 | 0 | 0 | 0 | 0 | 0 | 0 | 3276.45 | 4.80 | 151.71 | 3432.95 | 3 |
| 15 | | 5 | Dhubri | 0 | 0 | 942 | 0 | 0 | 0 | 0 | 0 | 0 | 4499.97 | 0.00 | 160.56 | 4660.53 | 3 |
| 16 | | 6 | Goalpara | 0 | 0 | 416 | 0 | 0 | 0 | 0 | 0 | 0 | 2106.05 | 0.00 | 0.00 | 2106.05 | 1 |
| 17 | | 7 | Hailkandi | 0 | 0 | 375 | 0 | 0 | 0 | 0 | 0 | 0 | 1818.79 | 0.00 | 0.00 | 1818.79 | 0 |
| 18 | | 8 | Kamrup | 0 | 0 | 500 | 0 | 0 | 0 | 0 | 0 | 0 | 3765.15 | 0.00 | 142.94 | 3908.09 | 2 |
| 19 | | 9 | Karimganj | 0 | 0 | 524 | 0 | 0 | 0 | 0 | 0 | 0 | 2636.02 | 0.00 | 0.00 | 2636.02 | 0 |
| 20 | | 10 | Kokrajhar | 0 | 0 | 388 | 0 | 0 | 0 | 0 | 0 | 0 | 1925.58 | 0.00 | 0.00 | 1925.58 | 0 |
| 21 | | 11 | Morigaon | 0 | 0 | 432 | 0 | 0 | 0 | 0 | 0 | 0 | 2053.44 | 0.00 | 0.00 | 2053.44 | 0 |
| 22 | | 12 | Nagaon | 0 | 0 | 533 | 0 | 0 | 0 | 0 | 0 | 0 | 4052.95 | 0.00 | 0.00 | 4052.95 | 0 |
| 23 | | 13 | North Cachar Hills | 0 | 0 | 242 | 0 | 0 | 0 | 0 | 0 | 0 | 1354.00 | 3.22 | 21.18 | 1378.41 | 1 |
| | | Total | 0 | 0 | 6257 | 0 | 0 | 0 | 0 | 0 | 0 | 35003.68 | 8.02 | 547.86 | 35559.55 | 11 | |
| | | State's Total | 0 | 0 | 10758 | 0 | 0 | 0 | 0 | 0 | 0 | 60664.09 | 61.29 | 1228.73 | 61954.12 | 26 | |
| | | % against State Total | #DIV/0! | #DIV/0! | 58% | #DIV/0! | #DIV/0! | #DIV/0! | #DIV/0! | #DIV/0! | #DIV/0! | 58% | 13% | 45% | 57% | 42% | |
| 24 | Bihar | 1 | Araria | 50 | 0 | 0 | 0 | 0 | 0 | 740 | 740 | 9247.08 | 40.07 | 584.38 | 9871.53 | 10 | |
| 25 | | 2 | Darbhanga | 50 | 0 | 423 | 0 | 32 | 141 | 487 | 0 | 487 | 11481.57 | 190.17 | 1074.09 | 12745.82 | 19 |
| 26 | | 3 | Katihar | 75 | 0 | 123 | 0 | 0 | 41 | 123 | 1042 | 1165 | 10124.22 | 55.41 | 944.41 | 11124.03 | 16 |
| 27 | | 4 | Kishanganj | 75 | 0 | 0 | 0 | 72 | 0 | 144 | 0 | 144 | 5555.20 | 35.62 | 388.71 | 5979.53 | 8 |
| 28 | | 5 | Purnea | 65 | 0 | 435 | 0 | 0 | 145 | 435 | 110 | 545 | 10566.24 | 85.93 | 771.85 | 11424.02 | 16 |
| 29 | | 6 | Sitamarhi | 50 | 0 | 633 | 0 | 0 | 211 | 633 | 1457 | 2090 | 12499.15 | 49.17 | 1076.22 | 13624.53 | 17 |
| 30 | | 7 | West Champaran | 236 | 0 | 24 | 0 | 0 | 8 | 24 | 1202 | 1226 | 11577.49 | 148.87 | 968.79 | 12695.15 | 17 |
| | | Total | 601 | 0 | 1638 | 0 | 104 | 546 | 1848 | 4551 | 6397 | 71050.95 | 605.24 | 5808.43 | 77464.61 | 103 | |
| | | State's Total | 2057 | 0 | 9423 | 0 | 541 | 3141 | 10505 | 21251 | 31756 | 340134.02 | 3867.90 | 22434.27 | 366436.19 | 391 | |
| | | % against State Total | 29% | #DIV/0! | 17% | #DIV/0! | 19% | 17% | 18% | 21% | 20% | 21% | 16% | 26% | 21% | 26% | |
| 31 | | 1 | North East | 1 | 0 | 25 | 0 | 1 | 0 | 2 | 0 | 0 | 796.26 | 0.00 | 48.73 | 844.98 | 1 |

| Total No. | State | District | Physical Items Approved | | | | | | | | | Financial outlay (Rs. In Lakhs) | | | | No. of KGBV (Phy.) |
|-----------|-----------------------|-----------------------|-------------------------|----------------|------------|------------------------|---------|---------|------------------------------|--------------------------------------|----------------|---------------------------------|---------|-----------|----------|--------------------|
| | | | Civil Works (Fresh) | | | Opening of New Schools | | | Teachers | | | SSA | NPEGL | KGBV | Total | |
| | | | No. of New PS | No. of New UPS | No. of ACR | EGS to PS | PS | UPS | New Teachers for new schools | Addl. Tech. against excess enrolment | Total Teachers | | | | | |
| 32 | Delhi | 2 Central Delhi | 0 | 0 | 4 | 0 | 0 | 0 | 0 | 0 | 0 | 336.67 | 0.00 | 0.00 | 336.67 | 0 |
| | | Total | 1 | 0 | 29 | 0 | 1 | 0 | 2 | 0 | 2 | 1132.92 | 0.00 | 48.73 | 1181.65 | 1 |
| | | State's Total | 4 | 0 | 175 | 0 | 4 | 0 | 8 | 0 | 8 | 6076.02 | 0.00 | 48.73 | 6124.75 | 1 |
| | | % against State Total | 25% | #DIV/0! | 17% | #DIV/0! | 25% | #DIV/0! | 25% | #DIV/0! | 25% | 19% | #DIV/0! | 100% | 19% | 100% |
| 33 | Goa | 1 South Goa | 0 | 0 | 0 | 0 | 0 | 0 | 0 | 0 | 0 | 694.66 | 0.00 | 0.00 | 694.66 | 0 |
| | | Total | 0 | 0 | 0 | 0 | 0 | 0 | 0 | 0 | 0 | 694.66 | 0.00 | 0.00 | 694.66 | 0 |
| | | State's Total | 0 | 0 | 0 | 0 | 0 | 0 | 0 | 0 | 0 | 1670.13 | 0.00 | 0.00 | 1670.13 | 0 |
| | | % against State Total | #DIV/0! | #DIV/0! | #DIV/0! | #DIV/0! | #DIV/0! | #DIV/0! | #DIV/0! | #DIV/0! | #DIV/0! | 42% | #DIV/0! | #DIV/0! | 42% | #DIV/0! |
| 34 | Haryana | 1 Mewat | 0 | 0 | 255 | 0 | 0 | 0 | 0 | 0 | 0 | 5071.25 | 59.02 | 251.93 | 5382.20 | 6 |
| 35 | | 2 Sirsa | 0 | 0 | 144 | 0 | 0 | 0 | 0 | 0 | 0 | 1901.75 | 17.33 | 0.00 | 1919.08 | 0 |
| | | Total | 0 | 0 | 399 | 0 | 0 | 0 | 0 | 0 | 0 | 6973.00 | 76.35 | 251.93 | 7301.28 | 6 |
| | | State's Total | 0 | 0 | 3437 | 0 | 0 | 0 | 0 | 0 | 0 | 41735.34 | 433.56 | 380.84 | 42549.74 | 9 |
| | % against State Total | #DIV/0! | #DIV/0! | 12% | #DIV/0! | #DIV/0! | #DIV/0! | #DIV/0! | #DIV/0! | #DIV/0! | 17% | 18% | 66% | 17% | 67% | |
| 36 | Himachal Pradesh | 1 Kinnaur | 0 | 0 | 23 | 0 | 0 | 3 | 9 | 0 | 9 | 293.22 | 0.00 | 0.00 | 293.22 | 0 |
| 37 | | 2 Lahaul & Spiti | 0 | 0 | 18 | 0 | 0 | 0 | 0 | 0 | 0 | 258.73 | 0.00 | 0.00 | 258.73 | 0 |
| | | Total | 0 | 0 | 41 | 0 | 0 | 3 | 9 | 0 | 9 | 551.95 | 0.00 | 0.00 | 551.95 | 0 |
| | | State's Total | 0 | 0 | 1036 | 0 | 0 | 228 | 684 | 684 | 684 | 14157.75 | 74.91 | 158.60 | 14391.26 | 10 |
| | % against State Total | #DIV/0! | #DIV/0! | 4% | #DIV/0! | #DIV/0! | 1% | 1% | #DIV/0! | 1% | 4% | 0% | 0% | 4% | 0% | |
| 38 | Jammu & Kashmir | 1 Leh (Ladakh) | 0 | 25 | 0 | 0 | 8 | 42 | 142 | 0 | 142 | 753.64 | 14.68 | 128.60 | 896.92 | 2 |
| | | Total | 0 | 25 | 0 | 0 | 8 | 42 | 142 | 0 | 142 | 753.64 | 14.68 | 128.60 | 896.92 | 2 |
| | | State's Total | 1938 | 454 | 0 | 1325 | 472 | 1517 | 8145 | 0 | 8145 | 43940.90 | 359.36 | 5644.53 | 49944.79 | 79 |
| | | % against State Total | 0% | 6% | #DIV/0! | 0% | 2% | 3% | 2% | #DIV/0! | 2% | 2% | 4% | 2% | 3% | |
| 39 | Jharkhand | 1 Gumla | 242 | 250 | 0 | 0 | 0 | 145 | 435 | 0 | 435 | 5735.30 | 76.79 | 334.87 | 6146.96 | 10 |
| 40 | | 2 Pakur | 0 | 124 | 100 | 0 | 0 | 16 | 48 | 0 | 48 | 3573.84 | 99.93 | 327.22 | 4000.99 | 6 |
| 41 | | 3 Sahebganj | 0 | 244 | 0 | 0 | 0 | 0 | 0 | 0 | 0 | 7073.89 | 217.19 | 387.46 | 7678.54 | 8 |
| 42 | | 4 Ranchi | 537 | 200 | 0 | 0 | 0 | 190 | 570 | 0 | 570 | 8741.57 | 207.93 | 385.20 | 9334.70 | 13 |
| | Total | 779 | 818 | 100 | 0 | 0 | 351 | 1053 | 0 | 1053 | 25124.60 | 601.84 | 1434.75 | 27161.19 | 37 | |
| | State's Total | 2595 | 6891 | 1030 | 0 | 0 | 1908 | 5724 | 0 | 5724 | 156142.39 | 3933.97 | 7205.35 | 167281.71 | 198 | |
| | % against State Total | 30% | 12% | 10% | #DIV/0! | #DIV/0! | 18% | 18% | #DIV/0! | 18% | 16% | 15% | 20% | 16% | 19% | |
| 43 | Karnataka | 1 Bidar | 20 | 0 | 180 | 0 | 20 | 74 | 114 | 0 | 114 | 3196.11 | 45.50 | 75.00 | 3316.61 | 4 |
| 44 | | 2 Dakshin Kannada | 5 | 0 | 127 | 0 | 5 | 0 | 10 | 0 | 10 | 2218.98 | 0.00 | 0.00 | 2218.98 | 0 |
| 45 | | 3 Gulbarga | 50 | 0 | 602 | 0 | 50 | 100 | 200 | 0 | 200 | 10274.94 | 162.70 | 243.42 | 10681.06 | 10 |
| | | Total | 75 | 0 | 909 | 0 | 75 | 174 | 324 | 0 | 324 | 15690.03 | 208.20 | 318.42 | 16216.65 | 14 |
| | State's Total | 313 | 0 | 5128 | 0 | 313 | 551 | 1177 | 0 | 1177 | 93979.07 | 773.50 | 1218.86 | 95971.43 | 63 | |
| | % against State Total | 24% | #DIV/0! | 18% | #DIV/0! | 24% | 32% | 28% | #DIV/0! | 28% | 17% | 27% | 26% | 17% | 22% | |
| 46 | Kerala | 1 Allappuzha | 0 | 0 | 0 | 0 | 0 | 0 | 0 | 0 | 0 | 1075.86 | 0.00 | 0.00 | 1075.86 | 0 |
| 47 | | 2 Ernakulam | 0 | 0 | 0 | 0 | 0 | 0 | 0 | 0 | 0 | 1158.17 | 0.00 | 0.00 | 1158.17 | 0 |
| | | Ernakulam-Metro | 0 | 0 | 0 | 0 | 0 | 0 | 0 | 0 | 0 | 0.00 | 0.00 | 0.00 | 0.00 | 0 |
| 48 | | 3 Iddukki | 0 | 0 | 0 | 0 | 0 | 0 | 0 | 0 | 0 | 679.84 | 0.00 | 0.00 | 679.84 | 0 |
| 49 | | 4 Kozhikode | 0 | 0 | 93 | 0 | 0 | 0 | 0 | 0 | 0 | 1940.09 | 0.00 | 0.00 | 1940.09 | 0 |
| 50 | | 5 Kollam | 0 | 0 | 30 | 0 | 0 | 0 | 0 | 0 | 0 | 1271.47 | 0.00 | 0.00 | 1271.47 | 0 |
| 51 | | 6 Kasargod | 0 | 0 | 14 | 0 | 0 | 0 | 0 | 0 | 0 | 878.56 | 0.00 | 0.00 | 878.56 | 0 |
| 52 | | 7 Kannur | 0 | 0 | 68 | 0 | 0 | 0 | 0 | 0 | 0 | 1488.91 | 0.00 | 0.00 | 1488.91 | 0 |
| 53 | | 8 Kottayam | 0 | 0 | 0 | 0 | 0 | 0 | 0 | 0 | 0 | 935.99 | 0.00 | 0.00 | 935.99 | 0 |
| 54 | | 9 Mallapuram | 0 | 0 | 209 | 0 | 0 | 0 | 0 | 0 | 0 | 2738.12 | 0.00 | 0.00 | 2738.12 | 0 |
| 55 | | 10 Palakkad | 0 | 0 | 9 | 0 | 0 | 0 | 0 | 0 | 0 | 1474.86 | 0.00 | 0.00 | 1474.86 | 0 |
| 56 | | 11 Patthanamthitta | 0 | 0 | 5 | 0 | 0 | 0 | 0 | 0 | 0 | 662.00 | 0.00 | 0.00 | 662.00 | 0 |
| 57 | 12 Thiruvananthapuram | 0 | 0 | 148 | 0 | 0 | 0 | 0 | 0 | 0 | 1842.71 | 0.00 | 0.00 | 1842.71 | 0 | |

| Total No. | State | District | | Physical Items Approved | | | | | | | | | Financial outlay (Rs. In Lakhs) | | | | No. of KGBV (Phy.) |
|-----------|-------|----------|------------------------------|-------------------------|----------------|----------------|------------------------|----------------|----------------|------------------------------|--------------------------------------|----------------|---------------------------------|-----------------|----------------|------------------|--------------------|
| | | | | Civil Works (Fresh) | | | Opening of New Schools | | | Teachers | | | SSA | NPEGEL | KGSV | Total | |
| | | | | No. of New PS | No. of New UPS | No. of ACR | EGS to PS | PS | UPS | New Teachers for new schools | Addl. Tech. against excess enrolment | Total Teachers | | | | | |
| 58 | | 13 | Thrissur | 0 | 0 | 3 | 0 | 0 | 0 | 0 | 0 | 0 | 1375.06 | 0.00 | 0.00 | 1375.06 | 0 |
| 59 | | 14 | Wayanad | 0 | 0 | 4 | 0 | 0 | 0 | 0 | 0 | 0 | 700.25 | 0.00 | 0.00 | 700.25 | 0 |
| | | | Total | 0 | 0 | 583 | 0 | 0 | 0 | 0 | 0 | 0 | 18221.88 | 0.00 | 0.00 | 18221.88 | 0 |
| | | | State's Total | 0 | 0 | 650 | 0 | 0 | 0 | 0 | 0 | 0 | 18860.80 | 0.00 | 0.00 | 18860.80 | 0 |
| | | | % Against State Total | #DIV/0! | #DIV/0! | 90% | #DIV/0! | #DIV/0! | #DIV/0! | #DIV/0! | #DIV/0! | #DIV/0! | 97% | #DIV/0! | #DIV/0! | 97% | #DIV/0! |
| 60 | | 1 | Bhopal | 0 | 9 | 400 | 0 | 0 | 9 | 18 | 0 | 18 | 2490.13 | 171.74 | 52.52 | 2714.39 | 1 |
| | | | Total | 0 | 9 | 400 | 0 | 0 | 9 | 18 | 0 | 18 | 2490.13 | 171.74 | 52.52 | 2714.39 | 1 |
| | | | State's Total | 0 | 1483 | 19448 | 0 | 0 | 1013 | 2026 | 0 | 2026 | 162026.02 | 13634.46 | 8669.78 | 184330.26 | 200 |
| | | | % Against State Total | #DIV/0! | 1% | 2% | #DIV/0! | #DIV/0! | 1% | 1% | #DIV/0! | 1% | 2% | 1% | 1% | 1% | 1% |
| 61 | | 1 | Mumbai (Suburban) | 0 | 0 | 0 | 0 | 0 | 0 | 0 | 0 | 0 | 2770.05 | 20.74 | 0.00 | 2790.79 | 0 |
| 62 | | 2 | Parbhani | 29 | 0 | 164 | 24 | 0 | 0 | 104 | 0 | 104 | 2087.68 | 69.92 | 526.89 | 2684.49 | 7 |
| 63 | | 3 | Hingoli | 18 | 5 | 34 | 18 | 0 | 5 | 115 | 0 | 115 | 1559.32 | 15.10 | 69.02 | 1643.44 | 1 |
| 64 | | 4 | Aurangabad | 190 | 0 | 0 | 8 | 0 | 0 | 972 | 0 | 972 | 4039.48 | 19.43 | 0.00 | 4058.92 | 0 |
| 65 | | 5 | Buldana | 39 | 0 | 170 | 14 | 0 | 0 | 106 | 0 | 106 | 2621.23 | 0.00 | 0.00 | 2621.23 | 0 |
| 66 | | 6 | Washim | 0 | 0 | 90 | 0 | 0 | 0 | 0 | 0 | 0 | 1252.21 | 0.00 | 0.00 | 1252.21 | 0 |
| 67 | | 7 | Akola | 31 | 0 | 110 | 1 | 0 | 0 | 62 | 0 | 62 | 1842.53 | 0.00 | 0.00 | 1842.53 | 0 |
| 68 | | 8 | Mumbai | 0 | 0 | 0 | 0 | 0 | 0 | 0 | 0 | 0 | 1508.80 | 0.00 | 0.00 | 1508.80 | 0 |
| 69 | | 9 | Amravati | 32 | 0 | 250 | 2 | 0 | 0 | 54 | 0 | 54 | 2824.63 | 1.88 | 0.00 | 2826.51 | 0 |
| | | | Total | 339 | 5 | 818 | 65 | 0 | 5 | 1413 | 0 | 1413 | 20565.92 | 127.07 | 595.91 | 21228.91 | 8 |
| | | | State's Total | 3022 | 50 | 3322 | 1625 | 0 | 50 | 10068 | 0 | 10068 | 106010.49 | 616.03 | 2609.72 | 109236.24 | 36 |
| | | | % Against State Total | 11% | 10% | 25% | 4% | #DIV/0! | 10% | 14% | #DIV/0! | 14% | 19% | 21% | 23% | 19% | 22% |
| 70 | | 1 | Thoubai | 0 | 0 | 0 | 0 | 0 | 0 | 0 | 0 | 0 | 447.62 | 0.00 | 0.00 | 447.62 | 0 |
| 71 | | 2 | Tamenglong | 0 | 0 | 0 | 0 | 0 | 0 | 0 | 0 | 0 | 336.53 | 12.82 | 34.32 | 383.67 | 1 |
| 72 | | 3 | Chandel | 0 | 0 | 0 | 0 | 0 | 0 | 0 | 0 | 0 | 336.71 | 0.00 | 0.00 | 336.71 | 0 |
| 73 | | 4 | Senapati (Excl. J sub) | 0 | 0 | 0 | 0 | 0 | 0 | 0 | 0 | 0 | 453.20 | 0.00 | 0.00 | 453.20 | 0 |
| 74 | | 5 | Churachandpur | 0 | 0 | 0 | 0 | 0 | 0 | 0 | 0 | 0 | 345.93 | 0.00 | 0.00 | 345.93 | 0 |
| 75 | | 6 | Ukhrul | 0 | 0 | 0 | 0 | 0 | 0 | 0 | 0 | 0 | 381.70 | 0.00 | 0.00 | 381.70 | 0 |
| | | | Total | 0 | 0 | 0 | 0 | 0 | 0 | 0 | 0 | 0 | 2301.69 | 12.82 | 34.32 | 2348.83 | 1 |
| | | | State's Total | 0 | 0 | 0 | 0 | 0 | 0 | 0 | 0 | 0 | 3882.53 | 12.82 | 34.32 | 3929.67 | 1 |
| | | | % Against State Total | #DIV/0! | #DIV/0! | #DIV/0! | #DIV/0! | #DIV/0! | #DIV/0! | #DIV/0! | #DIV/0! | #DIV/0! | 59% | 100% | 100% | 60% | 100% |
| 76 | | 1 | West Garo Hills | 0 | 210 | 100 | 80 | 0 | 70 | 370 | 0 | 370 | 3209.03 | 0.00 | 77.48 | 3286.51 | 2 |
| | | | Total | 0 | 210 | 100 | 80 | 0 | 70 | 370 | 0 | 370 | 3209.03 | 0.00 | 77.48 | 3286.51 | 2 |
| | | | State's Total | 497 | 891 | 199 | 497 | 0 | 298 | 1888 | 0 | 1888 | 16536.02 | 0.00 | 77.48 | 16613.49 | 2 |
| | | | % Against State Total | 0% | 24% | 50% | 16% | #DIV/0! | 23% | 20% | #DIV/0! | 20% | 19% | #DIV/0! | 100% | 20% | 100% |
| 77 | | 1 | Lawngtlai | 9 | 0 | 45 | 9 | 0 | 17 | 63 | 0 | 63 | 1046.25 | 0.00 | 0.00 | 1046.25 | 0 |
| 78 | | 2 | Mamit | 4 | 0 | 32 | 4 | 0 | 16 | 40 | 0 | 40 | 867.84 | 0.00 | 0.00 | 867.84 | 0 |
| | | | Total | 13 | 0 | 77 | 13 | 0 | 33 | 103 | 0 | 103 | 1914.09 | 0.00 | 0.00 | 1914.09 | 0 |
| | | | State's Total | 13 | 0 | 196 | 13 | 0 | 66 | 222 | 0 | 222 | 6706.24 | 7.44 | 25.47 | 6739.15 | 1 |
| | | | % Against State Total | 100% | #DIV/0! | 39% | 100% | #DIV/0! | 50% | 46% | #DIV/0! | 46% | 29% | 0% | 0% | 28% | 0% |
| 79 | | 1 | Gajapati | 25 | 25 | 390 | 0 | 25 | 25 | 125 | 0 | 125 | 3250.67 | 104.05 | 270.39 | 3625.11 | 7 |
| | | | Total | 25 | 25 | 390 | 0 | 25 | 25 | 125 | 0 | 125 | 3250.67 | 104.05 | 270.39 | 3625.11 | 7 |
| | | | State's Total | 1110 | 872 | 6818 | 0 | 1139 | 872 | 4894 | 0 | 4894 | 97343.31 | 2825.95 | 5140.89 | 105310.15 | 157 |
| | | | % Against State Total | 2% | 3% | 6% | #DIV/0! | 2% | 3% | 3% | #DIV/0! | 3% | 3% | 4% | 5% | 3% | 4% |
| 80 | | 1 | Mahe | 0 | 0 | 7 | 0 | 0 | 0 | 0 | 0 | 0 | 165.93 | 0.00 | 0.00 | 165.93 | 0 |
| | | | Total | 0 | 0 | 7 | 0 | 0 | 0 | 0 | 0 | 0 | 165.93 | 0.00 | 0.00 | 165.93 | 0 |
| | | | State's Total | 0 | 0 | 108 | 0 | 6 | 0 | 10 | 0 | 10 | 1313.68 | 0.00 | 0.00 | 1313.68 | 0 |
| | | | % Against State Total | #DIV/0! | #DIV/0! | 6% | #DIV/0! | 0% | #DIV/0! | 0% | #DIV/0! | 0% | 13% | #DIV/0! | #DIV/0! | 13% | #DIV/0! |
| 81 | | 1 | Ganganagar | 0 | 0 | 27 | 0 | 0 | 0 | 0 | 0 | 0 | 3396.12 | 29.89 | 150.82 | 3576.84 | 2 |

| Total No. | State | District | Physical Items Approved | | | | | | | | | Financial outlay (Rs. In Lakhs) | | | | No. of KGBV (Phy.) | |
|-----------|-----------------------|-----------------------|-------------------------|----------------|------------|------------------------|---------|-------|------------------------------|--------------------------------------|----------------|---------------------------------|----------|-----------|-----------|--------------------|---|
| | | | Civil Works (Fresh) | | | Opening of New Schools | | | Teachers | | | SSA | NPEGL | KGBV | Total | | |
| | | | No. of New PS | No. of New UPS | No. of ACR | EGS to PS | PS | UPS | New Teachers for new schools | Addl. Tech. against excess enrolment | Total Teachers | | | | | | |
| | Rajasthan | Total | 0 | 0 | 27 | 0 | 0 | 0 | 0 | 0 | 0 | 0 | 3396.12 | 29.89 | 150.82 | 3576.84 | 2 |
| | | State's Total | 0 | 0 | 7798 | 0 | 0 | 1000 | 3600 | 6 | 3600 | 169429.04 | 3933.72 | 6440.88 | 179803.64 | 200 | |
| | | % against State Total | #DIV/0! | #DIV/0! | 0% | #DIV/0! | #DIV/0! | 0% | 0% | #DIV/0! | 0% | 2% | 1% | 3% | 2% | 1% | |
| 82 | Sikkim | 1 West | 0 | 0 | 0 | 3 | 0 | 0 | 6 | 0 | 6 | 597.16 | 0.00 | 0.00 | 597.16 | 0 | |
| 83 | | 2 North | 1 | 0 | 0 | 0 | 0 | 0 | 0 | 0 | 0 | 342.73 | 0.00 | 0.00 | 342.73 | 0 | |
| 84 | | 3 East | 0 | 0 | 0 | 0 | 0 | 0 | 0 | 0 | 0 | 620.88 | 0.00 | 0.00 | 620.88 | 0 | |
| 85 | | 4 South | 0 | 0 | 0 | 8 | 0 | 1 | 19 | 0 | 19 | 678.58 | 0.00 | 0.00 | 678.58 | 0 | |
| | | Total | 1 | 0 | 0 | 11 | 0 | 1 | 25 | 0 | 25 | 2239.35 | 0.00 | 0.00 | 2239.35 | 0 | |
| | State's Total | 1 | 0 | 0 | 11 | 0 | 1 | 25 | 0 | 25 | 2302.22 | | | 2302.22 | 0 | | |
| | % against State Total | 100% | #DIV/0! | #DIV/0! | 100% | #DIV/0! | 100% | 100% | #DIV/0! | 100% | 97% | #DIV/0! | #DIV/0! | 97% | #DIV/0! | | |
| 86 | Tamil Nadu | 1 Kannayakumari | 0 | 0 | 59 | 0 | 0 | 0 | 3 | 0 | 3 | 858.37 | 0.00 | 0.00 | 858.37 | 0 | |
| | | Total | 0 | 0 | 59 | 0 | 0 | 0 | 3 | 0 | 3 | 858.37 | 0.00 | 0.00 | 858.37 | 0 | |
| | | State's Total | 0 | 1005 | 2408 | 0 | 0 | 1005 | 1577 | 0 | 1577 | 78693.70 | 1185.03 | 1292.72 | 80171.45 | 53 | |
| | % against State Total | #DIV/0! | 0% | 2% | #DIV/0! | #DIV/0! | 0% | 0% | #DIV/0! | 0% | 1% | 0% | 0% | 1% | 0% | | |
| 87 | Uttar Pradesh | 1 Badaun | 29 | 28 | 150 | 24 | 5 | 28 | 142 | 0 | 142 | 5537.47 | 303.21 | 1329.41 | 7170.09 | 21 | |
| 88 | | 2 Baghpat | 0 | 3 | 0 | 0 | 0 | 3 | 9 | 0 | 9 | 1152.71 | 8.25 | 98.17 | 1259.13 | 2 | |
| 89 | | 3 Bahraich | 82 | 116 | 300 | 75 | 7 | 116 | 512 | 0 | 512 | 7070.35 | 235.38 | 972.19 | 8277.92 | 15 | |
| 90 | | 4 Balrampur | 118 | 61 | 445 | 115 | 3 | 61 | 419 | 0 | 419 | 4999.62 | 0.00 | 707.50 | 5707.12 | 11 | |
| 91 | | 5 Barabanki | 109 | 107 | 0 | 105 | 4 | 107 | 539 | 0 | 539 | 5330.83 | 244.33 | 691.74 | 6266.90 | 10 | |
| 92 | | 6 Bareilly | 34 | 52 | 500 | 31 | 3 | 52 | 224 | 0 | 224 | 5511.95 | 320.18 | 1175.07 | 7007.20 | 18 | |
| 93 | | 7 Bijnaur | 31 | 41 | 44 | 31 | 0 | 41 | 185 | 0 | 185 | 4667.40 | 177.13 | 903.27 | 5747.80 | 14 | |
| 94 | | 8 Ghaziabad | 15 | 15 | 0 | 14 | 1 | 15 | 75 | 0 | 75 | 2080.29 | 47.00 | 496.65 | 2623.94 | 8 | |
| 95 | | 9 J.P. Nagar | 45 | 55 | 100 | 44 | 1 | 55 | 255 | 0 | 255 | 3693.67 | 139.39 | 549.92 | 4382.98 | 8 | |
| 96 | | 10 Merrut | 0 | 0 | 85 | 0 | 0 | 0 | 0 | 0 | 0 | 1772.18 | 36.19 | 221.60 | 2029.97 | 4 | |
| 97 | | 11 Moradabad | 25 | 120 | 0 | 22 | 3 | 120 | 410 | 0 | 410 | 5629.47 | 303.68 | 1103.90 | 7037.05 | 16 | |
| 98 | | 12 Muzaffarnagar | 3 | 23 | 289 | 1 | 2 | 23 | 75 | 0 | 75 | 3665.38 | 145.33 | 699.74 | 4510.45 | 12 | |
| 99 | | 13 Pilibhit | 47 | 20 | 125 | 40 | 7 | 0 | 154 | 0 | 154 | 3135.45 | 175.89 | 366.85 | 3678.19 | 6 | |
| 100 | | 14 Rampur | 18 | 75 | 95 | 11 | 7 | 75 | 261 | 0 | 261 | 3558.10 | 147.69 | 462.21 | 4168.00 | 7 | |
| 101 | | 15 Saharanpur | 15 | 7 | 107 | 14 | 1 | 7 | 519 | 0 | 519 | 4070.74 | 92.42 | 576.90 | 4740.06 | 9 | |
| 102 | | 16 Shrawasti | 67 | 36 | 0 | 55 | 12 | 36 | 242 | 0 | 242 | 3138.86 | 89.73 | 336.51 | 3565.10 | 5 | |
| 103 | | 17 Sidharth Nagar | 35 | 43 | 550 | 30 | 5 | 43 | 199 | 0 | 199 | 5832.11 | 263.25 | 955.30 | 7050.66 | 14 | |
| 104 | | 18 Bulandshahar | 10 | 80 | 209 | 3 | 7 | 80 | 260 | 0 | 260 | 5439.10 | 219.64 | 606.89 | 6265.63 | 10 | |
| 105 | | 19 Shahjahanpur | 68 | 86 | 445 | 68 | 0 | 86 | 394 | 0 | 394 | 6294.30 | 275.83 | 657.39 | 7227.52 | 10 | |
| 106 | | 20 Kheri | 100 | 151 | 300 | 97 | 3 | 151 | 653 | 0 | 653 | 8194.94 | 315.81 | 722.89 | 9233.64 | 11 | |
| 107 | | 21 Lucknow | 50 | 34 | 35 | 50 | 0 | 34 | 202 | 0 | 202 | 5747.83 | 180.89 | 212.94 | 6141.66 | 3 | |
| | Total | 901 | 1153 | 3779 | 830 | 71 | 1133 | 5729 | 0 | 5729 | 96522.76 | 3721.22 | 13847.04 | 114091.02 | 214 | | |
| | State's Total | 3033 | 4398 | 17310 | 2781 | 252 | 4398 | 19260 | 0 | 19260 | 331378.26 | 14465.29 | 28784.41 | 374627.96 | 454 | | |
| | % against State Total | 30% | 26% | 22% | 30% | 28% | 26% | 30% | #DIV/0! | 30% | 29% | 26% | 48% | 30% | 47% | | |
| 108 | Uttarkhand | 1 Haridwar (Roorkee) | 12 | 45 | 126 | 12 | 0 | 45 | 159 | 0 | 159 | 2087.75 | 22.98 | 177.65 | 2288.38 | 5 | |
| 109 | | 2 Udham Singh Nagar | 0 | 11 | 212 | 0 | 0 | 11 | 33 | 0 | 33 | 2620.18 | 21.35 | 57.20 | 2698.73 | 2 | |
| | | Total | 12 | 56 | 338 | 12 | 0 | 56 | 192 | 0 | 192 | 4707.93 | 44.33 | 234.85 | 4987.11 | 7 | |
| | State's Total | 217 | 254 | 1389 | 216 | 1 | 254 | 1196 | 0 | 1196 | 26008.87 | 255.51 | 926.35 | 27190.72 | 25 | | |
| | % against State Total | 6% | 22% | 24% | 6% | 0% | 22% | 16% | #DIV/0! | 16% | 18% | 17% | 25% | 18% | 28% | | |
| 110 | West Bengal | 1 Birbhum | 0 | 230 | 141 | 0 | 0 | 230 | 690 | 0 | 690 | 6840.68 | 31.33 | 26.09 | 6898.10 | 2 | |
| 111 | | 2 Dakshin Dinajpur | 0 | 20 | 0 | 0 | 0 | 20 | 60 | 1 | 61 | 5115.31 | 0.00 | 0.00 | 5115.31 | 0 | |
| 112 | | 3 Howrah | 0 | 106 | 0 | 0 | 0 | 106 | 318 | 0 | 318 | 5434.95 | 0.00 | 0.00 | 5434.95 | 0 | |
| 113 | | 4 Kooch Bihar | 0 | 80 | 0 | 0 | 0 | 80 | 240 | 0 | 240 | 7439.66 | 38.06 | 55.59 | 7533.31 | 2 | |
| 114 | | 5 Kolkatta | 0 | 0 | 50 | 0 | 0 | 0 | 0 | 0 | 0 | 3024.49 | 0.00 | 0.00 | 3024.49 | 0 | |

| Total No. | State | District | | Physical Items Approved | | | | | | | | Financial outlay (Rs. in Lakhs) | | | | No. of KGBV (Phy.) | | |
|-----------|-------------|--|------------------------------------|-------------------------|----------------|--------------|------------------------|----------------|-------------|------------------------------|--------------------------------------|---------------------------------|------------------|-------------------|-----------------|--------------------|-------------------|-------------|
| | | | | Civil Works (Fresh) | | | Opening of New Schools | | | Teachers | | SSA | NPEGEL | KGBV | Total | | | |
| | | | | No. of New PS | No. of New UPS | No. of ACR | EGS to PS | PS | UPS | New Teachers for new schools | Addl. Tech. against excess enrolment | | | | | | Total Teachers | |
| 115 | West Bengal | 6 | Malda | 0 | 180 | 800 | 0 | 0 | 180 | 540 | 14 | 554 | 10691.09 | 63.00 | 89.23 | 10843.32 | 4 | |
| 116 | | 7 | Murshidabad | 0 | 205 | 0 | 0 | 0 | 205 | 615 | 114 | 729 | 19246.12 | 0.00 | 146.16 | 19392.28 | 3 | |
| 117 | | 8 | Nadia | 0 | 231 | 0 | 0 | 0 | 231 | 693 | 0 | 693 | 12064.70 | 0.00 | 0.00 | 12064.70 | 0 | |
| 118 | | 9 | North 24 Parganas | 0 | 153 | 1350 | 0 | 0 | 153 | 459 | 0 | 459 | 16197.23 | 11.49 | 0.00 | 16208.72 | 0 | |
| 119 | | 10 | South 24 Parganas | 0 | 250 | 1524 | 0 | 0 | 250 | 750 | 0 | 750 | 15711.36 | 98.79 | 75.93 | 15886.08 | 4 | |
| 120 | | 11 | Uttar Dinajpur | 0 | 60 | 850 | 0 | 0 | 60 | 180 | 1 | 181 | 10025.03 | 90.64 | 197.31 | 10312.98 | 8 | |
| 121 | | 12 | Bardhaman | 0 | 310 | 389 | 0 | 0 | 310 | 930 | 0 | 930 | 11345.19 | 0.00 | 0.00 | 11345.19 | 0 | |
| | | | Total | 0 | 1825 | 5104 | 0 | 0 | 1825 | 5475 | 130 | 5605 | 123135.80 | 333.31 | 590.31 | 124059.42 | 23 | |
| | | | State's Total | 0 | 3300 | 7807 | 0 | 0 | 3300 | 9900 | 3276 | 13176 | 186549.83 | 1408.84 | 1377.07 | 189335.43 | 64 | |
| | | | % against State Total | #DIV/0! | 55% | 65% | #DIV/0! | #DIV/0! | 55% | 55% | 4% | 43% | 66% | 24% | 43% | 66% | 36% | |
| | | | Total of Minority Districts | | 2747 | 4126 | 21516 | 1139 | 284 | 4273 | 16829 | 4701 | 21530 | 453044.07 | 6260.85 | 25334.80 | 484639.71 | 455 |
| | | | States' Total | | 14800 | 19598 | 99280 | 6681 | 2728 | 19653 | 80462 | 24587 | 105049 | 2070816.88 | 56382.78 | 116160.41 | 2243360.07 | 2401 |
| | | % against Concerned States' Total | | 19% | 21% | 22% | 17% | 10% | 22% | 21% | 19% | 20% | 22% | 11% | 22% | 22% | 19% | |

* Provisional

Annex- IV

INFORMATION ON GIRLS ONLY- UPPER PRIMARY SCHOOLS

| Sl.No. | Name of the State | Whether the State Government has policy of opening Girls only schools (Primary/ Upper primary) | Girls only Schools opened under the SSA | Girls only schools opened in the 88 Minority concentration districts under the Prime Minister's 15 Points Programme |
|---------------|--------------------------|---|---|--|
| 1. | Orissa | No such policy | 0 | 0 |
| 2. | Lakshadweep | No policy | 0 | 0 |
| 3. | Dadar & Nagar Haveli | No such Policy | 0 | 0 |
| 4. | Nagaland | No such Policy | 0 | 0 |
| 5. | Goa | No such Policy | 0 | 0 |
| 6. | Punjab | No specific Policy | 0 | 0 |
| 7. | Maharashtra | No such Policy | 0 | 0 |
| 8. | Jharkhand | No such Policy | No such schools under SSA opened except 187 KGBVs | 31 |
| 9. | Punducherry | No such Policy | 0 | Not applicable |
| 10. | Mizoram | | | |
| 11. | Haryana | No such Policy | 60 | 12 |
| 12. | Himachal Pradesh | No such Policy | NIL | NIL |
| 13. | Assam | No such Policy | NIL | NIL |

| S.No. | State | No. of Minority concentrated districts (2001 census) | Whether teacher training is carried out in Urdu Medium (if necessary) | Number of recognized Madarsa / Maktab | Information regarding registered Madarsa/Maktab | | | | Number of Madarsa / Maktab (which may not be registered / recognised) supported under SSA as EGS / AIE interventions. | | | | Remarks |
|-------|------------------|--|---|---------------------------------------|---|-------------------------|--------------------------|------------------|---|-------------------------|--------------------------|------------------|--|
| | | | | | Number of Madarsa / Maktab supported under SSA | Number of boys enrolled | Number of girls enrolled | Total Enrollment | Number of Madarsa / Maktab supported under EGS/AIE | Number of boys enrolled | Number of girls enrolled | Total Enrollment | |
| 1 | Andhra Pradesh | 13 | Yes | 0 | 0 | 0 | 0 | 0 | 526 | 25112 | 16291 | 41403 | |
| 2 | Assam | 0 | | | | | | | | | | | |
| 3 | Bihar | 7 | Yes | 1120 | 1120 | 109420 | 89525 | 198945 | 2105 | 63459 | 39210 | 122669 | |
| 4 | Delhi | 2 | Yes | 0 | 0 | 0 | 0 | 0 | 0 | 0 | 0 | 0 | |
| 5 | Gujarat | 2 | 0 | 1050 | 0 | 0 | 0 | 0 | 0 | 0 | 0 | 0 | |
| 6 | Haryana | 1 | no | | 53 | | | 10625 | | | | | There is no Madarsa Registration Authority in the state. |
| 7 | Jammu & Kashmir | | | | | | | | | | | | |
| 8 | Jharkhand | 5 | NO | 188 | 95 | | | 32074 | 25 | | | 12711 | |
| 9 | Karnataka | | | | | | | | | | | | |
| 10 | Kerala | 0 | | | | | | | | | | | |
| 11 | Lakshdweep | | | | | | | | | | | | |
| 12 | Madhya Pradesh* | 1 | Yes | 281 | 281 | 10008 | 3161 | 13169 | 0 | 0 | 0 | 0 | |
| 13 | Maharashtra | 9 | | | | | | | | | | | |
| 14 | Manipur | | | | | | | | | | | | |
| 15 | Puducherry | 0 | | | | | | | | | | | |
| 16 | Rajasthan | 0 | 0 | 2400 | 2400 | 54841 | 40229 | 95070 | 213 | 8012 | 7396 | 15408 | |
| 17 | Uttar Pradesh | 22 | | 489 | 104 | 28534 | 20528 | 49062 | 385 | 9969 | 8916 | 18885 | |
| 18 | Uttarakhand | 2 | 0 | 113 | 64 | 3504 | 3569 | 7073 | 73 | 2280 | 2018 | 4298 | |
| 19 | West Bengal | 11 | Yes | 506 | 506 | 100220 | 124255 | 224475 | 21 | 0 | 525 | 525 | |
| | Sub Total | 75 | 0 | 6147 | 4623 | 306527 | 281267 | 630493 | 3348 | 128832 | 74356 | 215899 | |

| S.No. | State | No. of Minority concentrated districts (2001 census) | Whether teacher training is carried out in Urdu Medium (if necessary) | Number of recognized Madarsa / Maktab | Information regarding registered Madarsa/Maktab | | | | Number of Madarsa / Maktab (which may not be registered / recognised) supported under SSA as EGS / AIE interventions. | | | | Remarks |
|-------|----------------------|--|---|---------------------------------------|---|-------------------------|--------------------------|------------------|---|-------------------------|--------------------------|------------------|---------|
| | | | | | Number of Madarsa / Maktab supported under SSA | Number of boys enrolled | Number of girls enrolled | Total Enrollment | Number of Madarsa / Maktab supported under EGS/AIE | Number of boys enrolled | Number of girls enrolled | Total Enrollment | |
| 20 | A & N Island | | | | | | | | | | | | |
| 21 | Arunachal Pradesh | | | | | | | | | | | | |
| 22 | Chandigarh | 0 | | | | | | | | | | | |
| 23 | Chhatisgarh | 0 | Yes | 427 | 299 | 11821 | 9645 | 21466 | 48 | 374 | 239 | 613 | |
| 24 | Dadra & Nagar Haweli | 0 | | | | | | | | | | | |
| 25 | Daman & Diu | | | | | | | | | | | | |
| 26 | Goa | 0 | | | | | | | | | | | |
| 27 | Himachal Pradesh | 0 | | | | | | | | | | | |
| 28 | Meghalaya | | | | | | | | | | | | |
| 29 | Mizorum | | | | | | | | | | | | |
| 30 | Nagaland | | | | | | | | | | | | |
| 31 | Orissa | 0 | Yes | 500 | 500 | | | 56210 | 8 | 89 | 197 | 286 | |
| 32 | Punjab | 0 | | | | | | | | | | | |
| 33 | Sikkim | | | | | | | | | | | | |
| 34 | Tamil Nadu | 0 | | | | | | | | | | | |
| 35 | Tripura | | | 52 | 52 | 3467 | 2752 | 6219 | | 7221 | 1549 | 8770 | |
| | Sub Total | 0 | 0 | 979 | 851 | 15288 | 12397 | 83895 | 56 | 7684 | 1985 | 9669 | |
| | Grand Total | | | 7126 | 5474 | 321815 | 293664 | 714388 | 3404 | 136516 | 76341 | 225568 | |

**LIST OF 88 DISTRICTS WITH 20% AND ABOVE MUSLIM
CONCENTRATION (Based on 2000 census)**

| S. No. | State | S. No. | District | |
|--------|-----------------|--------|--------------------|----|
| 1 | ANDHRA PRADESH | 1 | Hyderabad | 1 |
| 2 | ASSAM | 1 | Barpeta | |
| | | 2 | Bongaigaon | |
| | | 3 | Cachar | |
| | | 4 | Darrang | |
| | | 5 | Dhubri | |
| | | 6 | Goalpara | |
| | | 7 | Hailekandi | |
| | | 8 | Kamrup | |
| | | 9 | Karimganj | |
| | | 10 | Kokrajhar | |
| | | 11 | Morigaon | |
| | | 12 | Nagaon | |
| | | 13 | Nalbari | 13 |
| 3 | BIHAR | 1 | Araria | |
| | | 2 | Darbhanga | |
| | | 3 | Katihar | |
| | | 4 | Kishanganj | |
| | | 5 | Pashchim Champaran | |
| | | 6 | Purnia | |
| | | 7 | Sitamarhi | 7 |
| 4 | DELHI | 1 | North East | |
| | | 2 | Central | 2 |
| 5 | GUJARAT | 1 | Bharuch | |
| | | 2 | Kachchh | 2 |
| 6 | HARYANA | 1 | Gurgaon | 1 |
| 7 | JAMMU & KASHMIR | 1 | Anantnag | |
| | | 2 | Badgam | |
| | | 3 | Baramula | |
| | | 4 | Doda | |
| | | 5 | Kargil | |
| | | 6 | Kupwara | |
| | | 7 | Pulwama | |
| | | 8 | Punch | |
| | | 9 | Rajauri | |
| | | 10 | Srinagar | |
| | | 11 | Udhampur | 11 |
| 8 | JHARKHAND | 1 | Girdih | |
| | | 2 | Godda | |
| | | 3 | Lohardaga | |
| | | 4 | Pakaur | |
| | | 5 | Sahibganj | 5 |
| 9 | KARNATAKA | 1 | Dakshina Kannada | 1 |
| 10 | KERALA | 1 | Kannur | |
| | | 2 | Kasaragod | |
| | | 3 | Kozhikode | |
| | | 4 | Malappuram | |
| | | 5 | Palakkad | |
| | | 6 | Wayanad | 6 |
| 11 | LAKSHADWEEP | 1 | LAKSHADWEEP | 1 |
| 12 | MADHYA PRADESH | 1 | Bhopal | 1 |
| 13 | MAHARASHTRA | 1 | Mumbai | 1 |
| 14 | MANIPUR | 1 | Thoubal | 1 |
| 15 | PONDICHERRY | 1 | Mahe | 1 |
| 16 | RAJASTHAN | 1 | Jaisalmer | 1 |
| | | 1 | Baghat | |
| | | 2 | Bahraich | |
| | | 3 | Balrampur | |
| | | 4 | Barabanki | |
| | | 5 | Bareilly | |
| | | 6 | Bijnor | |
| | | 7 | Budaun | |
| | | 8 | Bulandshahar | |
| 9 | Ghaziabad | | | |

| S. No. | State | S. No. | District | |
|--------|---------------|--------|----------------------------|----|
| 17 | UTTAR PRADESH | 10 | Jyotiba Phule Nagar | |
| | | 11 | Lucknow | |
| | | 12 | Meerut | |
| | | 13 | Moradabad | |
| | | 14 | Muzaffarnagar | |
| | | 15 | Pilibhit | |
| | | 16 | Rampur | |
| | | 17 | Saharanpur | |
| | | 18 | Sant Kabir Nagar | |
| | | 19 | Shrawasti | |
| | | 20 | Siddharthnagar | 20 |
| 18 | UTTARANCHAL | 1 | Hardwar | |
| | | 2 | Udham Singh Nagar | 2 |
| 19 | WEST BENGAL | 1 | Birbhum | |
| | | 2 | Dakshin Dinajpur | |
| | | 3 | Haora | |
| | | 4 | Koch Bihar | |
| | | 5 | Kolkata | |
| | | 6 | Maldah | |
| | | 7 | Murshidabad | |
| | | 8 | Nadia | |
| | | 9 | North Twenty Four Parganas | |
| | | 10 | South Twenty Four Parganas | |
| | | 11 | Uttar Dinajpur | 11 |

MAJOR PROVISIONING UNDER SSA IN 88 MUSLIM CONCENTRATED DISTRICTS (20% & above) 2007-08 (achievement upto 31st March 2008)

| S. No. | State | S. No. | District | Civil Works (Fresh) | | | | | Physical Items Approved | | | | | | | | | |
|--------|-----------------|--------|--------------------|-----------------------------|-------------|-----------------------------|-------------|------------|-------------------------|-------------|------------|-------------|------------|-------------|------------------------------|----------------------------|----------------|-------------|
| | | | | New LP (inc. building less) | Achievement | New UP (inc. building less) | Achievement | ACR | Achievement | EGS to PS | PS | New Schools | | | Teachers | | | |
| | | | | | | | | | | | | Achievement | UPS | Achievement | New Teachers for new schools | Addl. Tech. against excess | Total Teachers | Achievement |
| 1 | ANDHRA PRADESH | 1 | Hyderabad | 0 | 0 | 0 | 0 | 0 | 0 | 0 | 0 | 0 | 0 | 0 | 0 | 0 | 0 | 0 |
| | | | State Total | 0 | 0 | 0 | 0 | 0 | 0 | 0 | 0 | 0 | 0 | 0 | 0 | 0 | 0 | 0 |
| 2 | ASSAM | 2 | Barpeta | 0 | 0 | 0 | 0 | 0 | 0 | 0 | 0 | 0 | 0 | 0 | 0 | 0 | 0 | 0 |
| | | 3 | Bongaigaon | 0 | 0 | 0 | 0 | 0 | 0 | 0 | 0 | 0 | 0 | 0 | 0 | 0 | 0 | 0 |
| | | 4 | Cachar | 0 | 0 | 0 | 0 | 0 | 0 | 0 | 0 | 0 | 0 | 0 | 0 | 0 | 0 | 0 |
| | | 5 | Darrang | 0 | 0 | 0 | 0 | 0 | 0 | 0 | 0 | 0 | 0 | 0 | 0 | 0 | 0 | 0 |
| | | 6 | Dhubri | 0 | 0 | 0 | 0 | 0 | 0 | 0 | 0 | 0 | 0 | 0 | 0 | 0 | 0 | 0 |
| | | 7 | Goalpara | 0 | 0 | 0 | 0 | 0 | 0 | 0 | 0 | 0 | 0 | 0 | 0 | 0 | 0 | 0 |
| | | 8 | Hailakandi | 0 | 0 | 0 | 0 | 0 | 0 | 0 | 0 | 0 | 0 | 0 | 0 | 0 | 0 | 0 |
| | | 9 | Kamrup | 0 | 0 | 0 | 0 | 0 | 0 | 0 | 0 | 0 | 0 | 0 | 0 | 0 | 0 | 0 |
| | | 10 | Karimganj | 0 | 0 | 0 | 0 | 0 | 0 | 0 | 0 | 0 | 0 | 0 | 0 | 0 | 0 | 0 |
| | | 11 | Kokrajhar | 0 | 0 | 0 | 0 | 0 | 0 | 0 | 0 | 0 | 0 | 0 | 0 | 0 | 0 | 0 |
| | | 12 | Morigaon | 0 | 0 | 0 | 0 | 0 | 0 | 0 | 0 | 0 | 0 | 0 | 0 | 0 | 0 | 0 |
| | | 13 | Nagaon | 0 | 0 | 0 | 0 | 0 | 0 | 0 | 0 | 0 | 0 | 0 | 0 | 0 | 0 | 0 |
| | | 14 | Nalbari | 0 | 0 | 0 | 0 | 0 | 0 | 0 | 0 | 0 | 0 | 0 | 0 | 0 | 0 | 0 |
| | | | State Total | 0 | 0 | 0 | 0 | 0 | 0 | 0 | 0 | 0 | 0 | 0 | 0 | 0 | 0 | 0 |
| 3 | BIHAR | 15 | Araria | 0 | 0 | 0 | 0 | 0 | 0 | 119 | 119 | 76 | 76 | 466 | 1456 | 1922 | 1922 | |
| | | 16 | Darbhanga | 0 | 0 | 0 | 0 | 0 | 0 | 34 | 34 | 132 | 132 | 464 | 0 | 464 | 464 | |
| | | 17 | Katihar | 0 | 0 | 0 | 0 | 0 | 0 | 76 | 76 | 93 | 93 | 431 | 1023 | 1454 | 1454 | |
| | | 18 | Kishanganj | 0 | 0 | 0 | 0 | 0 | 0 | 128 | 128 | 0 | 0 | 255 | 0 | 256 | 256 | |
| | | 19 | Pashchim Champara | 0 | 0 | 0 | 0 | 0 | 0 | 25 | 25 | 220 | 220 | 710 | 682 | 1392 | 1392 | |
| | | 20 | Purnia | 0 | 0 | 0 | 0 | 0 | 0 | 247 | 247 | 100 | 100 | 794 | 1446 | 2240 | 2240 | |
| | | 21 | Sitamarhi | 0 | 0 | 0 | 0 | 0 | 0 | 106 | 106 | 161 | 161 | 695 | 1373 | 2068 | 2068 | |
| | | | State Total | 0 | 0 | 0 | 0 | 0 | 0 | 735 | 735 | 782 | 782 | 3816 | 8980 | 9796 | 9796 | |
| 4 | DELHI | 22 | Central | 0 | 0 | 0 | 0 | 17 | 17 | 0 | 0 | 0 | 0 | 0 | 0 | 0 | 0 | |
| | | 23 | North East | 1 | 0 | 0 | 0 | 24 | 24 | 0 | 1 | 0 | 0 | 2 | 6 | 2 | 2 | |
| | | | State Total | 1 | 0 | 0 | 0 | 41 | 41 | 0 | 1 | 0 | 0 | 2 | 6 | 2 | 2 | |
| 5 | GUJARAT | 24 | Bharuch | 0 | 0 | 0 | 0 | 35 | 35 | 0 | 0 | 0 | 0 | 0 | 0 | 0 | 0 | |
| | | 25 | Kachchh | 0 | 0 | 0 | 0 | 83 | 83 | 0 | 0 | 0 | 0 | 0 | 0 | 0 | 0 | |
| | | | State Total | 0 | 0 | 0 | 0 | 118 | 118 | 0 | 0 | 0 | 0 | 0 | 0 | 0 | 0 | |
| 6 | HARYANA | 26 | Mewat | 0 | 0 | 5 | 5 | 52 | 52 | 0 | 0 | 5 | 2 | 15 | 0 | 15 | 15 | |
| | | | State Total | 0 | 0 | 5 | 5 | 52 | 52 | 0 | 0 | 5 | 2 | 15 | 0 | 15 | 15 | |
| 7 | JAMMU & KASHMIR | 27 | Anantnag | 222 | 160 | 0 | 0 | 0 | 0 | 351 | 0 | 0 | 171 | 8 | 1215 | 0 | 1215 | |
| | | 28 | Badgam | 83 | 83 | 0 | 0 | 0 | 0 | 126 | 0 | 126 | 57 | 0 | 423 | 0 | 423 | |
| | | 29 | Baramulla | 190 | 183 | 0 | 0 | 0 | 0 | 299 | 0 | 299 | 70 | 0 | 308 | 0 | 808 | |
| | | 30 | Doda | 470 | 200 | 0 | 0 | 0 | 0 | 1044 | 0 | 644 | 30 | 76 | 2178 | 0 | 2178 | |
| | | 31 | Kargil | 45 | 45 | 0 | 0 | 0 | 0 | 39 | 0 | 39 | 70 | 0 | 288 | 0 | 288 | |
| | | 32 | Kupwara | 129 | 129 | 0 | 0 | 0 | 0 | 188 | 0 | 188 | 50 | 26 | 526 | 0 | 526 | |
| | | 33 | Pulwama | 76 | 76 | 0 | 0 | 0 | 0 | 109 | 0 | 109 | 12 | 0 | 254 | 0 | 254 | |
| | | 34 | Punch | 132 | 72 | 0 | 0 | 0 | 0 | 413 | 0 | 413 | 14 | 0 | 868 | 0 | 868 | |
| | | 35 | Rajauri | 150 | 115 | 0 | 0 | 0 | 0 | 353 | 0 | 353 | 15 | 0 | 751 | 0 | 751 | |
| | | 36 | Srinagar | 52 | 52 | 0 | 0 | 0 | 0 | 68 | 0 | 68 | 31 | 0 | 229 | 0 | 229 | |
| | | 37 | Udhampur | 432 | 400 | 0 | 0 | 0 | 0 | 720 | 0 | 720 | 72 | 0 | 1656 | 0 | 1656 | |
| | | | State Total | 1981 | 1515 | 0 | 0 | 0 | 0 | 3710 | 0 | 2959 | 592 | 110 | 9196 | 0 | 9196 | |

| S. No. | State | S. No. | District | Physical Items Approved | | | | | | | | | | | | | | |
|--------|------------------|--------|---------------------|-----------------------------|-------------|-----------------------------|-------------|-------------|-------------------------|-----------|------------|-------------|-------------|-------------|------------------------------|--------------------------------------|----------------|-------------|
| | | | | Civil Works (Fresh) | | | | | Physical Items Approved | | | | New Schools | | | Teachers | | |
| | | | | New LP (inc. building less) | Achievement | New UP (inc. building less) | Achievement | ACR | Achievement | EGS to PS | PS | Achievement | UPS | Achievement | New Teachers for new schools | Addl. Tech. against excess enrolment | Total Teachers | Achievement |
| 8 | JHARKHAND | 38 | Girdih | 980 | 531 | 0 | 0 | 0 | 0 | 0 | 0 | 0 | 239 | 239 | 717 | 0 | 717 | 567 |
| | | 39 | Godda | 174 | 174 | 235 | 235 | 0 | 0 | 0 | 0 | 0 | 0 | 0 | 0 | 0 | 0 | 0 |
| | | 40 | Lohardaga | 37 | 37 | 52 | 52 | 0 | 0 | 1 | 0 | 0 | 18 | 18 | 56 | 0 | 56 | 40 |
| | | 41 | Pakaur | 39 | 39 | 107 | 107 | 0 | 0 | 0 | 0 | 0 | 0 | 0 | 0 | 0 | 0 | 0 |
| | | 42 | Sahibganj | 394 | 277 | 162 | 162 | 0 | 0 | 0 | 0 | 0 | 122 | 122 | 366 | 0 | 366 | 250 |
| | | | State Total | 1624 | 1058 | 556 | 556 | 0 | 0 | 1 | 0 | 379 | 379 | 1139 | 0 | 1139 | 857 | |
| 9 | KARNATAKA | 43 | Dakshina Kannada | 4 | 4 | 0 | 0 | 0 | 0 | 1 | 3 | 2 | 0 | 0 | 17 | 0 | 17 | 17 |
| | | | State Total | 4 | 4 | 0 | 0 | 0 | 0 | 1 | 3 | 2 | 0 | 0 | 17 | 0 | 17 | 17 |
| 10 | KERALA | 44 | Kannur | 0 | 0 | 0 | 0 | 18 | 18 | 13 | 0 | 0 | 0 | 0 | 26 | 0 | 26 | 26 |
| | | 45 | Kasaragod | 0 | 0 | 0 | 0 | 14 | 14 | 8 | 0 | 0 | 0 | 0 | 16 | 0 | 16 | 16 |
| | | 46 | Kozhikode | 0 | 0 | 0 | 0 | 9 | 9 | 18 | 0 | 0 | 0 | 0 | 36 | 0 | 36 | 36 |
| | | 47 | Malappuram* | 0 | 0 | 0 | 0 | 63 | 63 | 39 | 0 | 0 | 0 | 0 | 78 | 0 | 78 | 78 |
| | | 48 | Palakkad* | 0 | 0 | 0 | 0 | 9 | 9 | 0 | 0 | 0 | 0 | 0 | 0 | 0 | 0 | 0 |
| | | 49 | Wayanad | 0 | 0 | 0 | 0 | 4 | 4 | 10 | 0 | 0 | 0 | 0 | 20 | 0 | 20 | 20 |
| | | | State Total | 0 | 0 | 0 | 0 | 117 | 117 | 88 | 0 | 0 | 0 | 176 | 0 | 176 | 176 | |
| 11 | LAKSHADWEEP | 50 | LAKSHADWEEP | 0 | 0 | 0 | 0 | 0 | 0 | 3 | 2 | 2 | 1 | 8 | 0 | 8 | 2 | |
| | | | State Total | 0 | 0 | 0 | 0 | 0 | 0 | 3 | 2 | 2 | 1 | 8 | 0 | 8 | 2 | |
| 12 | MADHYA PRADESH | 51 | Bhopal | 17 | 17 | 49 | 49 | 310 | 310 | 0 | 0 | 0 | 20 | 20 | 40 | 0 | 40 | 34 |
| | | | State Total | 17 | 17 | 49 | 49 | 310 | 310 | 0 | 0 | 0 | 20 | 20 | 40 | 0 | 40 | 34 |
| 13 | MAHARASHTRA | 52 | Mumbai | 0 | 0 | 0 | 0 | 0 | 0 | 0 | 0 | 0 | 0 | 0 | 0 | 0 | 0 | 0 |
| | | | State Total | 0 | 0 | 0 | 0 | 0 | 0 | 0 | 0 | 0 | 0 | 0 | 0 | 0 | 0 | 0 |
| 14 | MANIPUR | 53 | Thoubai | 0 | 0 | 0 | 0 | 97 | 43 | 0 | 50 | 0 | 10 | 0 | 60 | 0 | 60 | 0 |
| | | | State Total | 0 | 0 | 0 | 0 | 97 | 43 | 0 | 50 | 0 | 10 | 0 | 60 | 0 | 60 | 0 |
| 15 | PONDICHERRY | 54 | Mahe | 0 | 0 | 0 | 0 | 0 | 0 | 0 | 0 | 0 | 0 | 0 | 0 | 0 | 0 | 0 |
| | | | State Total | 0 | 0 | 0 | 0 | 0 | 0 | 0 | 0 | 0 | 0 | 0 | 0 | 0 | 0 | 0 |
| 16 | RAJASTHAN | 55 | Jaisalmer | 0 | 0 | 0 | 0 | 612 | 612 | 0 | 0 | 0 | 224 | 100 | 672 | 0 | 672 | 457 |
| | | | State Total | 0 | 0 | 0 | 0 | 612 | 612 | 0 | 0 | 0 | 224 | 100 | 672 | 0 | 672 | 457 |
| 17 | UTTAR PRADESH | 56 | Bagpat | 1 | 1 | 6 | 6 | 0 | 0 | 1 | 1 | 6 | 6 | 20 | 0 | 20 | 0 | |
| | | 57 | Bahraich | 30 | 30 | 176 | 176 | 868 | 868 | 0 | 30 | 30 | 176 | 146 | 588 | 0 | 588 | 0 |
| | | 58 | Balrampur | 15 | 15 | 128 | 128 | 721 | 721 | 0 | 15 | 15 | 128 | 105 | 414 | 0 | 414 | 0 |
| | | 59 | Barabanki | 15 | 15 | 81 | 81 | 0 | 0 | 15 | 15 | 81 | 81 | 273 | 0 | 273 | 0 | |
| | | 60 | Bareilly | 10 | 10 | 54 | 54 | 350 | 350 | 0 | 10 | 10 | 54 | 34 | 182 | 0 | 182 | 0 |
| | | 61 | Bijnor | 8 | 8 | 99 | 99 | 490 | 490 | 0 | 8 | 8 | 99 | 23 | 313 | 0 | 313 | 0 |
| | | 62 | Budaun | 32 | 32 | 100 | 100 | 0 | 0 | 32 | 32 | 100 | 0 | 364 | 0 | 364 | 0 | |
| | | 63 | Bulandshahar | 10 | 10 | 101 | 101 | 450 | 450 | 0 | 10 | 10 | 101 | 0 | 223 | 0 | 223 | 0 |
| | | 64 | Ghaziabad | 10 | 10 | 24 | 24 | 0 | 0 | 10 | 10 | 24 | 12 | 92 | 0 | 92 | 0 | |
| | | 65 | Jyotiba Phule Nagar | 10 | 10 | 50 | 50 | 220 | 220 | 0 | 10 | 10 | 50 | 32 | 170 | 0 | 170 | 0 |
| | | 66 | Lucknow | 9 | 9 | 42 | 42 | 40 | 40 | 0 | 9 | 9 | 42 | 0 | 144 | 0 | 144 | 0 |
| | | 67 | Meerut | 0 | 0 | 0 | 0 | 90 | 90 | 0 | 0 | 0 | 0 | 0 | 0 | 0 | 0 | 0 |
| | | 68 | Moradabad | 8 | 8 | 60 | 60 | 270 | 270 | 0 | 8 | 8 | 60 | 21 | 196 | 0 | 196 | 0 |
| | | 69 | Muzaffarnagar | 6 | 6 | 37 | 37 | 358 | 358 | 0 | 6 | 6 | 37 | 15 | 123 | 0 | 123 | 0 |
| | | 70 | Pilibhit | 9 | 9 | 61 | 61 | 508 | 508 | 0 | 9 | 9 | 61 | 57 | 201 | 0 | 201 | 0 |
| | | 71 | Rampur | 10 | 10 | 30 | 30 | 697 | 697 | 0 | 10 | 10 | 30 | 25 | 110 | 0 | 110 | 0 |
| | | 72 | Saharanpur | 0 | 0 | 10 | 10 | 340 | 340 | 0 | 0 | 0 | 10 | 3 | 30 | 0 | 30 | 0 |
| 73 | Sant Kabir Nagar | 10 | 10 | 25 | 25 | 420 | 420 | 0 | 10 | 10 | 25 | 0 | 75 | 0 | 75 | 0 | | |
| 74 | Shrawasti | 10 | 10 | 59 | 59 | 612 | 612 | 0 | 10 | 10 | 59 | 39 | 197 | 0 | 197 | 0 | | |
| 75 | Siddharthnagar | 10 | 10 | 63 | 63 | 948 | 948 | 0 | 10 | 10 | 63 | 34 | 209 | 0 | 209 | 0 | | |
| | | | State Total | 213 | 213 | 1206 | 1206 | 7382 | 7382 | 0 | 213 | 213 | 1206 | 633 | 3924 | 0 | 3924 | 0 |

| S. No. | State | S. No. | District | Physical Items Approved | | | | | | | | | | Teachers | | | | |
|------------------|-------------|--------|---------------------|-----------------------------|-------------|-----------------------------|-------------|-------|-------------|-----------|------|-------------|-------|-------------|------------------------------|--------------------------------------|----------------|-------------|
| | | | | Civil Works (Fresh) | | | | | New Schools | | | | | | | | | |
| | | | | New LP (inc. building less) | Achievement | New UP (inc. building less) | Achievement | ACR | Achievement | EGS to PS | PS | Achievement | UPS | Achievement | New Teachers for new schools | Addl. Tech. against excess enrolment | Total Teachers | Achievement |
| 18 | UTTARANCHAL | 76 | Hardwar | 18 | 18 | 22 | 2 | 122 | 122 | 18 | - | 18 | 22 | 17 | 102 | 0 | 102 | 67 |
| | | 77 | Udham Singh Nagar | 46 | 46 | 20 | 0 | 130 | 130 | 46 | 0 | 22 | 20 | 20 | 152 | 0 | 152 | 78 |
| | | | State Total | 64 | 64 | 42 | 2 | 252 | 252 | 64 | 0 | 40 | 42 | 37 | 254 | 0 | 254 | 145 |
| 19 | WEST BENGAL | 78 | Birbhum | 0 | 0 | 0 | 0 | 1071 | 966 | 0 | 0 | 0 | 0 | 0 | 0 | 0 | 0 | 0 |
| | | 79 | Dakshin Dinajpur | 0 | 0 | 0 | 0 | 1386 | 1067 | 0 | 0 | 0 | 200 | 100 | 600 | 0 | 600 | 100 |
| | | 80 | Haora | 0 | 0 | 0 | 0 | 1823 | 1823 | 0 | 0 | 0 | 0 | 0 | 0 | 0 | 0 | 0 |
| | | 81 | Koch Bihar | 0 | 0 | 0 | 0 | 1644 | 1234 | 0 | 0 | 0 | 200 | 36 | 600 | 0 | 600 | 36 |
| | | 82 | Kolkata | 0 | 0 | 0 | 0 | 542 | 542 | 0 | 0 | 0 | 0 | 0 | 0 | 0 | 0 | 0 |
| | | 83 | Malda | 0 | 0 | 0 | 0 | 2067 | 2067 | 0 | 0 | 0 | 0 | 0 | 0 | 0 | 0 | 0 |
| | | 84 | Murshidabad | 0 | 0 | 0 | 0 | 3824 | 3824 | 0 | 0 | 0 | 200 | 100 | 600 | 0 | 600 | 100 |
| | | 85 | Nadia | 0 | 0 | 0 | 0 | 2993 | 2993 | 0 | 0 | 0 | 0 | 0 | 0 | 0 | 0 | 0 |
| | | 86 | North Twenty Four P | 0 | 0 | 0 | 0 | 3499 | 3499 | 0 | 0 | 0 | 0 | 0 | 0 | 0 | 0 | 0 |
| | | 87 | South Twenty Four P | 0 | 0 | 0 | 0 | 3416 | 3416 | 0 | 0 | 0 | 0 | 0 | 0 | 0 | 0 | 0 |
| | | 88 | Uttar Dinajpur | 0 | 0 | 0 | 0 | 1627 | 1045 | 0 | 0 | 0 | 200 | 0 | 600 | 0 | 600 | 0 |
| | | | State Total | 0 | 0 | 0 | 0 | 23892 | 22476 | 0 | 0 | 0 | 800 | 136 | 2400 | 0 | 2400 | 236 |
| All State Total | | | | 3904 | 2871 | 1858 | 1818 | 32873 | 31403 | 3864 | 1000 | 3958 | 4062 | 2300 | 21719 | 9980 | 27699 | 17819 |
| Districts Total | | | | 3904 | 2871 | 1858 | 1818 | 32873 | 31403 | 3864 | 1000 | 3958 | 4062 | 2300 | 21719 | 9980 | 27699 | 17819 |
| % of achievement | | | | 74 | 74 | 74 | 98 | 94.13 | 94.13 | 26.24 | 100 | 91.23 | 91.23 | 91.23 | 91.23 | 91.23 | 91.23 | 91.23 |

* Tentative Data

| List of 338 Towns and Cities with Muslim Concentration Identified by Ministry of Minority Affairs | | | |
|---|-----------------------|-----------------|--------------------------------|
| State | District | No. of District | Town Name |
| JAMMU & KASHMIR | Srinagar | 1 | Srinagar (MC+OG) |
| PUNJAB | Gurdaspur | 11 | Batala (M CI+OG) |
| PUNJAB | Amritsar | | Amritsar (M Corp+OG) (Part) |
| PUNJAB | Kapurthala | | Phagwara (M CI+OG) |
| PUNJAB | Jalandhar | | Jalandhar (M Corp+OG) |
| PUNJAB | Rupnagar | | S.A.S.Nagar (Mohali) (M CI) |
| PUNJAB | Ludhiana | | Khanna (M CI) |
| PUNJAB | Ludhiana | | Ludhiana (M Corp.) |
| PUNJAB | Moga * | | Moga (M CI+OG) |
| PUNJAB | Bathinda | | Bathinda (M CI) |
| PUNJAB | Sangrur | | Malerkotla (M CI) |
| PUNJAB | Patiala | | Patiala (M Corp+OG) |
| UTTARANCHAL | Nainital | 1 | Haldwani-cum-Kathgodam (MB+OG) |
| RAJASTHAN | Churu | 4 | Churu (M+OG) |
| RAJASTHAN | Jhunjhunun | | Jhunjhunun (M) |
| RAJASTHAN | Sikar | | Sikar (M CI+OG) |
| RAJASTHAN | Tonk | | Tonk (M CI) |
| UTTAR PRADESH | Saharanpur | 31 | Saharanpur (MB) |
| UTTAR PRADESH | Muzaffarnagar | | Muzaffarnagar (MB+OG) |
| UTTAR PRADESH | Moradabad | | Chandausi (MB) |
| UTTAR PRADESH | Moradabad | | Moradabad (M Corp.) |
| UTTAR PRADESH | Moradabad | | Sambhal (MB) |
| UTTAR PRADESH | Rampur | | Rampur (MB) |
| UTTAR PRADESH | Jyotiba Phule Nagar * | | Amroha (MB) |
| UTTAR PRADESH | Meerut | | Meerut (M Corp.) |
| UTTAR PRADESH | Ghaziabad | | Hapur (MB) |
| UTTAR PRADESH | Ghaziabad | | Loni (NP) |
| UTTAR PRADESH | Bulandshahr | | Bulandshahr (MB) |
| UTTAR PRADESH | Aligarh | | Aligarh (M Corp.) |
| UTTAR PRADESH | Firozabad | | Firozabad (MB+OG) |
| UTTAR PRADESH | Budaun | | Budaun (MB) |
| UTTAR PRADESH | Bareilly | | Bareilly (M Corp+OG) |
| UTTAR PRADESH | Pilibhit | | Pilibhit (MB) |
| UTTAR PRADESH | Shahjahanpur | | Shahjahanpur (MB+OG) |
| UTTAR PRADESH | Sitapur | | Sitapur (MB) |
| UTTAR PRADESH | Unnao | | Unnao (MB) |
| UTTAR PRADESH | Lucknow | | Lucknow (M Corp.) |
| UTTAR PRADESH | Etawah | | Etawah (MB) |
| UTTAR PRADESH | Kanpur Nagar | | Kanpur (CB) |
| UTTAR PRADESH | Fatehpur | | Fatehpur (MB) |
| UTTAR PRADESH | Faizabad | | Faizabad (MB) |
| UTTAR PRADESH | Sultanpur | | Sultanpur (MB) |
| UTTAR PRADESH | Bahraich | | Bahraich (MB) |
| UTTAR PRADESH | Gonda | | Gonda (MB) |
| UTTAR PRADESH | Mau | | Maunath Bhanjan (MB) |
| UTTAR PRADESH | Jaunpur | | Jaunpur (MB) |
| UTTAR PRADESH | Ghazipur | | Ghazipur (MB+OG) |
| UTTAR PRADESH | Varanasi | | Varanasi (M Corp+OG) |
| BIHAR | Pashchim Champaran | 7 | Bettiah (M) |
| BIHAR | Purnia | | Purnia (M) |
| BIHAR | Darbhanga | | Darbhanga (M Corp.) |
| BIHAR | Siwan | | Siwan (M) |
| BIHAR | Bhagalpur | | Bhagalpur (M Corp.) |
| BIHAR | Nalanda | | Bihar (M) |
| BIHAR | Rohtas | | Sasaram (M) |
| MIZORAM | Aizawl | 1 | Aizawl (NT) |
| MEGHALAYA | East Khasi Hills | 1 | Shillong (M) |
| ASSAM | Nagaon | 1 | Nagaon (MB+OG) |

List of 338 Towns and Cities with Muslim Concentration Identified by Ministry of Minority Affairs

| State | District | No. of District | Town Name |
|----------------|----------------------------|-----------------|--------------------------|
| WEST BENGAL | Darjiling | 5 | Darjiling (M) |
| WEST BENGAL | North Twenty Four Parganas | | Titagarh (M) |
| WEST BENGAL | Hugli | | Chandani (M) |
| WEST BENGAL | Haora | | Uuberia (M+OG) |
| WEST BENGAL | South Twenty Four Parganas | | Maheshtala (M) |
| JHARKHAND | Hazaribag | 3 | Hazaribag (M) |
| JHARKHAND | Ranchi | | Ranchi (M Corp.) |
| JHARKHAND | Purbi Singhbhum | | Mango (NA) |
| MADHYA PRADESH | Mandsaur | 5 | Mandsaur (M+OG) |
| MADHYA PRADESH | West Nimar | | Khargone (M+OG) |
| MADHYA PRADESH | East Nimar | | Burhanpur (M Corp.) |
| MADHYA PRADESH | East Nimar | | Khandwa (M Corp.) |
| MADHYA PRADESH | Bhopal | | Bhopal (M Corp+OG) |
| GUJARAT | Kachchh | 4 | Bhuj (M+OG) |
| GUJARAT | Junagadh | | Veraval (M+OG) |
| GUJARAT | Panch Mahals | | Godhra (M+OG) |
| GUJARAT | Bharuch | | Bharuch (M+OG) |
| MAHARASHTRA | MAHARASHTRA | 17 | Greater Mumbai (M Corp.) |
| MAHARASHTRA | Dhule | | Dhule (M CI) |
| MAHARASHTRA | Jaigaon | | Bhusawal (M CI) |
| MAHARASHTRA | Akola | | Akola (M CI) |
| MAHARASHTRA | Amravati | | Achalpur (M CI) |
| MAHARASHTRA | Amravati | | Amravati (M Corp.) |
| MAHARASHTRA | Nagpur | | Nagpur (M Corp.) |
| MAHARASHTRA | Chandrapur | | Chandrapur (M CI) |
| MAHARASHTRA | Yavatmal | | Yavatmal (M CI) |
| MAHARASHTRA | Nanded | | Nanded-Waghala (M Corp.) |
| MAHARASHTRA | Parbhani | | Parbhani (M CI) |
| MAHARASHTRA | Jalna | | Jalna (M CI) |
| MAHARASHTRA | Aurangabad | | Aurangabad (M Corp.) |
| MAHARASHTRA | Nashik | | Malegaon (M CI) |
| MAHARASHTRA | Thane | | Bhiwandi (M CI) |
| MAHARASHTRA | Bid | | Bid (M CI) |
| MAHARASHTRA | Latur | | Latur (M CI) |
| ANDHRA PRADESH | Adilabad | 13 | Adilabad (M) |
| ANDHRA PRADESH | Nizamabad | | Nizamabad (M) |
| ANDHRA PRADESH | Hyderabad | | Hyderabad (M Corp.+OG) |
| ANDHRA PRADESH | Rangareddi | | Rajendranagar (M+OG) |
| ANDHRA PRADESH | Mahbubnagar | | Mahbubnagar (M+OG) |
| ANDHRA PRADESH | Cuddapah | | Cuddapah (M+OG) |
| ANDHRA PRADESH | Cuddapah | | Proddatur (M) |
| ANDHRA PRADESH | Kurnool | | Adoni (M+OG) |
| ANDHRA PRADESH | Kurnool | | Kurnool (M Corp.) |
| ANDHRA PRADESH | Kurnool | | Nandyal (M+OG) |
| ANDHRA PRADESH | Anantapur | | Guntakal (M) |
| ANDHRA PRADESH | Anantapur | | Hindupur (M) |
| ANDHRA PRADESH | Chittoor | | Madanapalle (M+OG) |
| KARNATAKA | Bijapur | 15 | Bijapur (CMC+OG) |
| KARNATAKA | Gulbarga | | Gulbarga (M Corp+OG) |
| KARNATAKA | Bidar | | Bidar (CMC+OG) |
| KARNATAKA | Raichur | | Raichur (CMC) |
| KARNATAKA | Koppal * | | Gangawati (CMC+OG) |
| KARNATAKA | Dharwad | | Hubli-Dharwad (M Corp.) |
| KARNATAKA | Bellary | | Bellary (CMC) |
| KARNATAKA | Bellary | | Hospet (CMC) |
| KARNATAKA | Chitradurga | | Chitradurga (CMC+OG) |
| KARNATAKA | Chikmagalur | | Chikmagalur (CMC) |
| KARNATAKA | Tumkur | | Tumkur (CMC) |
| KARNATAKA | Kolar | | Kolar (CMC) |
| KARNATAKA | Bangalore | | Byatarayanapura (CMC+OG) |
| KARNATAKA | Hassan | | Hassan (CMC+OG) |
| KARNATAKA | Dakshina Kannada | | Mangalore (M Corp+OG) |

List of 338 Towns and Cities with Muslim Concentration Identified by Ministry of Minority Affairs

| State | District | No. of District | Town Name |
|-----------------|-----------------------|-----------------|--------------------------------|
| KERALA | Kasaragod | 9 | Kanhangad (M) |
| KERALA | Kozhikode | | Kozhikode (M Corp) |
| KERALA | Palakkad | | Palakkad (M) |
| KERALA | Thrissur | | Thrissur (M Corp.) |
| KERALA | Emakulam | | Kochi (M Corp.+OG) |
| KERALA | Kottayam | | Kottayam (M) |
| KERALA | Alappuzha | | Alappuzha (M) |
| KERALA | Kollam | | Kollam (M Corp+OG) |
| KERALA | Thiruvananthapuram | | Thiruvananthapuram (M Corp+OG) |
| TAMIL NADU | Vellore | 5 | Vellore (M) |
| TAMIL NADU | Dindigul | | Dindigul (M) |
| TAMIL NADU | Thoothukkudi | | Thoothukkudi (M) |
| TAMIL NADU | Tirunelveli | | Tirunelveli (M.Corp.) |
| TAMIL NADU | Kanniyakumari | | Nagercoil (M) |
| JAMMU & KASHMIR | Baramula | 3 | Baramula (TC+OG) |
| JAMMU & KASHMIR | Baramula | | Sopore (TC+OG) |
| JAMMU & KASHMIR | Anantnag | | Anantnag (TC+OG) |
| PUNJAB | Gurdaspur | 16 | Gurdaspur (M CI+OG) |
| PUNJAB | Amritsar | | Tarn-Taran (M CI) |
| PUNJAB | Kapurthala | | Kapurthala (M CI) |
| PUNJAB | Fatehgarh Sahib * | | Gobindgarh (M CI+OG) |
| PUNJAB | Ludhiana | | Jagraon (M CI) |
| PUNJAB | Firozpur | | Firozpur (M CI) |
| PUNJAB | Muksar * | | Malout (M CI) |
| PUNJAB | Muksar * | | Muksar (M CI) |
| PUNJAB | Faridkot | | Faridkot (M CI+OG) |
| PUNJAB | Faridkot | | Kot Kapura (M CI) |
| PUNJAB | Mansa * | | Mansa (M CI) |
| PUNJAB | Sangrur | | Barnala (M CI) |
| PUNJAB | Sangrur | | Sangrur (M CI) |
| PUNJAB | Sangrur | | Sunam (M CI+OG) |
| PUNJAB | Patiala | | Nabha (M CI) |
| PUNJAB | Patiala | | Rajpura (M CI) |
| UTTARANCHAL | Udham Singh Nagar * | 1 | Kashipur (MB) |
| HARYANA | Sirsa | 1 | Mandi Dabwali (MC) |
| DELHI | North East * | 2 | Jaffrabad (CT) |
| DELHI | North East * | | Mustafabad (CT) |
| RAJASTHAN | Churu | 12 | Rajgarh (M+OG) |
| RAJASTHAN | Churu | | Ratangarh (M) |
| RAJASTHAN | Churu | | Sardarshahar (M) |
| RAJASTHAN | Churu | | Sujargarh (M) |
| RAJASTHAN | Jhunjhunun | | Nawalgarh (M) |
| RAJASTHAN | Sawai Madhopur | | Gangapur City (M) |
| RAJASTHAN | Sikar | | Fatehpur (M) |
| RAJASTHAN | Nagaur | | Ladnu (M) |
| RAJASTHAN | Nagaur | | Makrana (M+OG) |
| RAJASTHAN | Nagaur | | Nagaur (M+OG) |
| RAJASTHAN | Banswara | | Banswara (M+OG) |
| RAJASTHAN | Chittaurgarh | | Nimbahera (M) |
| UTTAR PRADESH | Saharanpur | 18 | Deoband (MB) |
| UTTAR PRADESH | Saharanpur | | Gangoh (MB) |
| UTTAR PRADESH | Muzaffamagar | | Kairana (MB) |
| UTTAR PRADESH | Muzaffamagar | | Khatauli (MB) |
| UTTAR PRADESH | Muzaffamagar | | Shamli (MB) |
| UTTAR PRADESH | Bijnor | | Bijnor (MB) |
| UTTAR PRADESH | Bijnor | | Chandpur (MB) |
| UTTAR PRADESH | Bijnor | | Kiratpur (MB+OG) |
| UTTAR PRADESH | Bijnor | | Nagina (MB) |
| UTTAR PRADESH | Bijnor | | Najibabad (MB) |
| UTTAR PRADESH | Bijnor | | Sherkot (MB) |
| UTTAR PRADESH | Jyotiba Phule Nagar * | | Hasanpur (MB) |
| UTTAR PRADESH | Meerut | | Mawana (MB) |
| UTTAR PRADESH | Baghpat * | | Baraut (MB) |

List of 338 Towns and Cities with Muslim Concentration Identified by Ministry of Minority Affairs

| State | District | No. of District | Town Name |
|----------------|-----------------------------|-------------------|----------------------|
| UTTAR PRADESH | Ghaziabad | 41 | Muradnagar (MB) |
| UTTAR PRADESH | Ghaziabad | | Pilkhuwa (MB) |
| UTTAR PRADESH | Gautam Buddha Nagar * | | Dadri (MB) |
| UTTAR PRADESH | Bulandshahr | | Jahangirabad (MB) |
| UTTAR PRADESH | Bulandshahr | | Khurja (MB) |
| UTTAR PRADESH | Bulandshahr | | Sikandrabad (MB) |
| UTTAR PRADESH | Etah | | Kasganj (MB) |
| UTTAR PRADESH | Budaun | | Sahaswan (MB) |
| UTTAR PRADESH | Budaun | | Ujhani (MB) |
| UTTAR PRADESH | Bareilly | | Baheri (MB) |
| UTTAR PRADESH | Bareilly | | Faridpur (MB) |
| UTTAR PRADESH | Pilibhit | | Bisalpur (MB) |
| UTTAR PRADESH | Shahjahanpur | | Tilhar (MB) |
| UTTAR PRADESH | Sitapur | | Laharpur (MB) |
| UTTAR PRADESH | Hardoi | | Shahabad (MB) |
| UTTAR PRADESH | Kannauj * | | Chhibramau (MB) |
| UTTAR PRADESH | Kannauj * | | Kannauj (MB) |
| UTTAR PRADESH | Jalaun | | Jalaun (MB) |
| UTTAR PRADESH | Jalaun | | Konch (MB) |
| UTTAR PRADESH | Mahoba * | | Mahoba (MB) |
| UTTAR PRADESH | Pratapgarh | | Bela Pratapgarh (MB) |
| UTTAR PRADESH | Barabanki | Nawabganj (MB+OG) | |
| UTTAR PRADESH | Ambedkar Nagar * | Tanda (MB) | |
| UTTAR PRADESH | Balrampur * | Balrampur (MB) | |
| UTTAR PRADESH | Azamgarh | Azamgarh (MB) | |
| UTTAR PRADESH | Azamgarh | Mubarakpur (MB) | |
| UTTAR PRADESH | Sant Ravidas Nagar Bhadohi* | Bhadohi (MB) | |
| BIHAR | Madhubani | 7 | Madhubani (M) |
| BIHAR | Supaul * | | Supaul (M) |
| BIHAR | Araria | | Araria (M) |
| BIHAR | Kishanganj | | Kishanganj (M) |
| BIHAR | Fatna | | Phulwari Sharif (NA) |
| BIHAR | Aurangabad | | Aurangabad (M) |
| BIHAR | Nawada | | Nawada (M) |
| NAGALAND | Dimapur * | 2 | Dimapur (TC) |
| NAGALAND | Kohima | | Kohima (TC) |
| MEGHALAYA | West Garo Hills | 1 | Tura (M) |
| ASSAM | Dhubri | 3 | Dhubri (MB) |
| ASSAM | Lakhimpur | | North Lakhimpur (MB) |
| ASSAM | Sibsagar | | Sibsagar (MB) |
| WEST BENGAL | Uttar Dinajpur | 4 | Islampur (M) |
| WEST BENGAL | Murshidabad | | Dhulian (M) |
| WEST BENGAL | Murshidabad | | Jangipour(M) |
| WEST BENGAL | South Twenty Four Parganas | | Budge Budge (M+OG) |
| JHARKHAND | Giridih | 4 | Giridih (M) |
| JHARKHAND | Dhanbad | | Bhuli (CT) |
| JHARKHAND | Dhanbad | | Jharia (NA) |
| JHARKHAND | Dhanbad | | Jorapokhar (CT) |
| ORISSA | Bhadrak * | 1 | Bhadrak (M) |
| MADHYA PRADESH | Sheopur * | 4 | Sheopur (M+OG) |
| MADHYA PRADESH | Raillam | | Jaora (M+OG) |
| MADHYA PRADESH | Shajapur | | Shajapur (M+OG) |
| MADHYA PRADESH | Indore | | Mhow Cantt (CB+OG) |
| GUJARAT | Sabar Kantha | 10 | Modasa (M) |
| GUJARAT | Ahmadabad | | Dholka (M+OG) |
| GUJARAT | Ahmadabad | | Viramgam (M) |
| GUJARAT | Rajkot | | Dhoraji (M) |
| GUJARAT | Junagadh | | Mangrol (M+OG) |
| GUJARAT | Junagadh | | Una (M) |
| GUJARAT | Anand * | | Borsad (M) |
| GUJARAT | Anand * | | Pettlad (M) |
| GUJARAT | Dohad * | | Dohad (M+OG) |
| GUJARAT | Vadodara | | Dabhoi (M) |

List of 338 Towns and Cities with Muslim Concentration Identified by Ministry of Minority Affairs

| State | District | No. of District | Town Name |
|----------------|-----------------|-----------------|---------------------|
| MAHARASHTRA | Jalgaon | 26 | Chopda (M CI) |
| MAHARASHTRA | Buldana | | Buldana (M CI) |
| MAHARASHTRA | Buldana | | Khamgaon (M CI) |
| MAHARASHTRA | Buldana | | Malkapur (M CI) |
| MAHARASHTRA | Buldana | | Shegaon (M CI) |
| MAHARASHTRA | Akola | | Akot (M CI) |
| MAHARASHTRA | Washim * | | Karanja (M CI) |
| MAHARASHTRA | Washim * | | Washim (M CI) |
| MAHARASHTRA | Amravati | | Anjangaon (M CI) |
| MAHARASHTRA | Nagpur | | Kamptee (M CI) |
| MAHARASHTRA | Chandrapur | | Ballarpur (M CI) |
| MAHARASHTRA | Yavatmal | | Pusad (M CI) |
| MAHARASHTRA | Hingoli * | | Basmath (M CI) |
| MAHARASHTRA | Hingoli * | | Hingoli (M CI) |
| MAHARASHTRA | Nashik | | Manmad (M CI) |
| MAHARASHTRA | Raigarh | | Khopoli (M CI) |
| MAHARASHTRA | Pune | | Kirkee (CB) |
| MAHARASHTRA | Pune | | Pune (CB) |
| MAHARASHTRA | Ahmadnagar | | Sangamner (M CI) |
| MAHARASHTRA | Ahmadnagar | | Shrirampur (M CI) |
| MAHARASHTRA | Bid | | Ambejogai (M CI) |
| MAHARASHTRA | Bid | | Parli (M CI) |
| MAHARASHTRA | Latur | | Udgir (M CI) |
| MAHARASHTRA | Osmanabad | | Osmanabad (M CI) |
| MAHARASHTRA | Satara | | Karad (M CI) |
| MAHARASHTRA | Ratnagiri | | Ratnagiri (M CI) |
| ANDHRA PRADESH | Adilabad | 12 | Kagaznagar (M) |
| ANDHRA PRADESH | Adilabad | | Nirmal (M) |
| ANDHRA PRADESH | Nizamabad | | Bodhan (M) |
| ANDHRA PRADESH | Nizamabad | | Kamareddy (M) |
| ANDHRA PRADESH | Karimnagar | | Koratla (M) |
| ANDHRA PRADESH | Medak | | Sangareddy (M) |
| ANDHRA PRADESH | Rangareddi | | Tandur (M) |
| ANDHRA PRADESH | Guntur | | Chilakaluripet (M) |
| ANDHRA PRADESH | Guntur | | Narasaraopet (M+OG) |
| ANDHRA PRADESH | Cuddapah | | Rayachoti (CT) |
| ANDHRA PRADESH | Anantapur | | Kadiri (M) |
| ANDHRA PRADESH | Anantapur | | Tadpatri (M) |
| KARNATAKA | Bagalkot * | 18 | Bagalkot (CMC) |
| KARNATAKA | Bagalkot * | | Jamkhandi (TMC) |
| KARNATAKA | Gulbarga | | Shahabad (TMC) |
| KARNATAKA | Gulbarga | | Yadgir (TMC) |
| KARNATAKA | Bidar | | Basavakalyan (TMC) |
| KARNATAKA | Raichur | | Sindhnur (TMC) |
| KARNATAKA | Koppal * | | Koppal (TMC) |
| KARNATAKA | Uttara Kannada | | Dandeli (CMC) |
| KARNATAKA | Uttara Kannada | | Sirsi (CMC+OG) |
| KARNATAKA | Haveri * | | Haveri (TMC) |
| KARNATAKA | Haveri * | | Ranibennur (CMC) |
| KARNATAKA | Davanagere* | | Harihar (CMC+OG) |
| KARNATAKA | Shimoga | | Sagar (TMC) |
| KARNATAKA | Tumkur | | Sira (TMC) |
| KARNATAKA | Kolar | | Chik Ballapur (CMC) |
| KARNATAKA | Kolar | | Chintamani (CMC) |
| KARNATAKA | Bangalore Rural | | Channapatna (CMC) |
| KARNATAKA | Bangalore Rural | | Ramanagaram (CMC) |

List of 338 Towns and Cities with Muslim Concentration Identified by Ministry of Minority Affairs

| State | District | No. of District | Town Name |
|------------|--------------------|-----------------|--------------------|
| GOA | North Goa | 3 | Panaji (M CI+OG) |
| GOA | South Goa | | Margao (M CI) |
| GOA | South Goa | | Mormugao (M CI) |
| KERALA | Kasaragod | 21 | Kasaragod (M) |
| KERALA | Kannur | | Kannur (M) |
| KERALA | Kannur | | Taliparamba (M) |
| KERALA | Kannur | | Thalassery (M) |
| KERALA | Kozhikode | | Beypore (CT) |
| KERALA | Kozhikode | | Cheruvannur (CT) |
| KERALA | Kozhikode | | Quilandy (M) |
| KERALA | Kozhikode | | Vadakara (M) |
| KERALA | Malappuram | | Malappuram (M) |
| KERALA | Malappuram | | Manjeri (M) |
| KERALA | Malappuram | | Ponnani (M) |
| KERALA | Malappuram | | Tirur (M) |
| KERALA | Thrissur | | Kodungallur (M) |
| KERALA | Thrissur | | Kunnankulam (M) |
| KERALA | Emakulam | | Edathala (CT) |
| KERALA | Emakulam | | Kalamassery (M) |
| KERALA | Kottayam | | Changanassery (M) |
| KERALA | Alappuzha | | Kayamkuiam (M) |
| KERALA | Pathanamthitta | | Thiruvalla (M) |
| KERALA | Thiruvananthapuram | | Nedumangad (M) |
| KERALA | Thiruvananthapuram | | Neyyattinkara (M) |
| TAMIL NADU | Vellore | 11 | Ambur (M) |
| TAMIL NADU | Vellore | | Tirupathur (M) |
| TAMIL NADU | Vellore | | Vaniyambadi (M) |
| TAMIL NADU | Dharmapuri | | Krishnagiri (M) |
| TAMIL NADU | The Nilgiris | | Coonoor (M) |
| TAMIL NADU | The Nilgiris | | Udhagamandalam (M) |
| TAMIL NADU | Coimbatore | | Mettupalayam (M) |
| TAMIL NADU | Nagapattinam * | | Nagapattinam (M) |
| TAMIL NADU | Tirunelveli | | Kadayanallur (M) |
| TAMIL NADU | Tirunelveli | | Puliyankudi (M) |
| TAMIL NADU | Tirunelveli | | Tenkasi (M) |
| | 1 Karaikal | 1 | Karaikal (M) |

338

Para 4.7: Report on Inter Ministerial Taskforce on the Geographical Distribution of Minorities

The Department of School Education and Literacy, Ministry of Human Resource Development reported that there are 9,335 primary and 4776 upper primary (government aided) schools in identified 251 minority concentration towns/ cities. The ratio of primary schools to upper primary schools in these urban areas is 1.95:1, which is somewhat more favourable than the norm of 2:1 already sanctioned.

The Department indicated that it would continue to scrutinise the Annual Work Plan and Budgets for 2008-09 developed by districts with specific provisions for urban areas falling within its jurisdiction under Sarva Shiksha Abhiyan (SSA) programme with particular reference to these 251 towns/ cities to ensure that the school infrastructure, including requirement of new schools and provision of other facilities like drinking water and toilet facilities, were completed through the Sarva Shiksha Abhiyan (SSA) and in convergence with the total sanitation campaign programme and drinking water mission.

Details of Infrastructure Facility for 296 Minority Concentration Towns and Cities (Data Available for for 296 Towns)

| Towns | | | | Schools without Drinking Water | | Schools without C. Toilet | | Schools without Girls toilet | |
|-----------------------------|----------------------|----------------------|--------------|--------------------------------|------------|---------------------------|------------|------------------------------|------------|
| | | | | 2006-07 | | 2006-07 | | 2006-07 | |
| | | | | Pry | U.Pry | Pry | U.Pry | Pry | U.Pry |
| State | District Name | Town Name | P:UPS | | | | | | |
| ANDHRA PRADESH | Adilabad | Adilabad (M) | 1.8 | 65 | 5 | 115 | 34 | 121 | 33 |
| ANDHRA PRADESH | Adilabad | Kagaznagar (M) | 2.1 | 38 | 6 | 71 | 26 | 102 | 29 |
| ANDHRA PRADESH | Adilabad | Nirmal (M) | 1.5 | 19 | 5 | 51 | 27 | 58 | 23 |
| ANDHRA PRADESH | Anantapur | Guntakal (M) | 2.0 | 32 | 5 | 41 | 23 | 55 | 16 |
| ANDHRA PRADESH | Anantapur | Hindupur (M) | 2.1 | 50 | 12 | 38 | 22 | 45 | 17 |
| ANDHRA PRADESH | Anantapur | Kadiri (M) | 2.1 | 34 | 5 | 26 | 11 | 62 | 15 |
| ANDHRA PRADESH | Anantapur | Tadpatri (M) | 1.9 | 18 | 3 | 25 | 16 | 43 | 16 |
| ANDHRA PRADESH | Chittoor | Madanapalle (M) | 1.9 | 37 | 5 | 79 | 31 | 85 | 18 |
| ANDHRA PRADESH | Cuddapah | Cuddapah (M) | 1.6 | 37 | 4 | 83 | 18 | 81 | 26 |
| ANDHRA PRADESH | Cuddapah | Proddatur (M) | 1.8 | 24 | 5 | 49 | 27 | 71 | 15 |
| ANDHRA PRADESH | Cuddapah | Rayachoti (CT) | 2.0 | 60 | 14 | 41 | 20 | 99 | 23 |
| ANDHRA PRADESH | Guntur | Chilakaluripet (M) | 3.1 | 29 | 2 | 43 | 11 | 63 | 10 |
| ANDHRA PRADESH | Guntur | Narasaraopet (M) | 2.3 | 29 | 2 | 46 | 16 | 79 | 26 |
| ANDHRA PRADESH | Kurimnagar | Koratta (M) | 1.1 | 7 | 3 | 29 | 16 | 37 | 22 |
| ANDHRA PRADESH | Kurnool | Adoni (M) | 2.1 | 50 | 15 | 94 | 28 | 98 | 23 |
| ANDHRA PRADESH | Kurnool | Kurnool (M Corp.) | 1.7 | 63 | 12 | 111 | 51 | 118 | 31 |
| ANDHRA PRADESH | Kurnool | Nandyal (M) | 1.6 | 19 | 6 | 72 | 33 | 70 | 22 |
| ANDHRA PRADESH | Medak | SANGAREDDY | 1.6 | 22 | 3 | 45 | 18 | 50 | 13 |
| ANDHRA PRADESH | Nizamabad | Bodhan (M) | 1.8 | 19 | 7 | 56 | 24 | 60 | 11 |
| ANDHRA PRADESH | Nizamabad | Kamareddy (M) | 1.4 | 11 | 3 | 20 | 12 | 46 | 20 |
| ANDHRA PRADESH | Nizamabad | Nizamabad (M) | 1.6 | 31 | 6 | 83 | 31 | 115 | 28 |
| ANDHRA PRADESH | Rangareddi | Rajendranagar (M) | 1.7 | 24 | 6 | 56 | 17 | 74 | 13 |
| ANDHRA PRADESH | Rangareddi | Tandur (M) | 1.9 | 13 | 2 | 64 | 15 | 64 | 15 |
| ANDHRA PRADESH Total | | | 1.8 | 731 | 136 | 1338 | 527 | 1696 | 465 |
| ASSAM | Dhubri | Dhubri (MB) | 4.0 | 593 | 97 | 704 | 149 | 828 | 182 |
| ASSAM | Lakhimpur | North Lakhimpur (MB) | 4.5 | 276 | 27 | 541 | 84 | 577 | 114 |
| ASSAM | Nagaon | Nagaon (MB) | 2.5 | 106 | 13 | 165 | 38 | 216 | 49 |
| ASSAM | Sibsagar | Sibsagar (MB) | 4.2 | 50 | 12 | 224 | 38 | 299 | 51 |
| ASSAM Total | | | 3.9 | 1025 | 149 | 1634 | 309 | 1920 | 396 |
| BIHAR | Araria | Araria (M) | 3.7 | 34 | 2 | 151 | 30 | 178 | 42 |
| BIHAR | Aurangabad (Bihar) | Aurangabad (M) | 2.5 | 17 | 2 | 76 | 25 | 134 | 46 |
| BIHAR | Bhagalpur | Bhagalpur (M Corp.) | 2.7 | 35 | 8 | 99 | 25 | 118 | 44 |
| BIHAR | Darbhanga | Darbhanga (M Corp.) | 1.2 | 27 | 11 | 45 | 23 | 87 | 54 |
| BIHAR | Kishanganj | Kishanganj (M) | 1.8 | 0 | 0 | 23 | 11 | 55 | 30 |
| BIHAR | Nalanda | Bihar (M) | 2.3 | 26 | 7 | 95 | 24 | 167 | 64 |
| BIHAR | Nawada | Nawada (M) | 3.7 | 22 | 6 | 86 | 17 | 102 | 26 |
| BIHAR | Pashchim Champaran | Betiiah (M) | 1.7 | 7 | 2 | 42 | 21 | 44 | 22 |
| BIHAR | Patna | Phulwari Sharif (NA) | 3.7 | 36 | 2 | 77 | 8 | 137 | 25 |
| BIHAR | Purnia | Purnia (M) | 2.4 | 11 | 2 | 59 | 17 | 103 | 37 |
| BIHAR | Rohtas | Sasaram (M) | 2.4 | 8 | 4 | 81 | 31 | 128 | 51 |
| BIHAR | Siwan | Siwan (M) | 3.1 | 14 | 4 | 66 | 10 | 110 | 33 |
| BIHAR | Supaul | Supaul (M) | 3.4 | 17 | 2 | 105 | 21 | 166 | 42 |
| BIHAR Total | | | 2.5 | 254 | 52 | 1005 | 263 | 1529 | 516 |
| GOA | South Goa | MARMUGOA | 1.6 | 0 | 0 | 17 | 7 | 26 | 3 |
| GOA Total | | | 1.6 | 0 | 0 | 17 | 7 | 26 | 3 |
| GUJARAT | Ahmadabad | DHOLKA | 1.0 | 4 | 3 | 44 | 45 | 22 | 21 |
| GUJARAT | Ahmadabad | VIRAMGAM | 1.0 | 15 | 15 | 45 | 45 | 34 | 34 |
| GUJARAT | Anand | Borsad (M) | 1.3 | 29 | 17 | 102 | 75 | 104 | 57 |
| GUJARAT | Anand | PETLAD | 1.3 | 19 | 11 | 54 | 41 | 68 | 47 |
| GUJARAT | Bharuch | Bharuch (M) | 1.1 | 11 | 9 | 61 | 57 | 75 | 62 |
| GUJARAT | Dohad | Dohad (M) | 2.5 | 71 | 18 | 95 | 33 | 154 | 44 |
| GUJARAT | Junagadh | Mangrol (M) | 1.4 | 48 | 20 | 40 | 26 | 45 | 19 |
| GUJARAT | Junagadh | Una (M) | 1.1 | 40 | 30 | 55 | 43 | 72 | 58 |
| GUJARAT | Junagadh | Veraval (M) | 1.2 | 37 | 22 | 43 | 31 | 52 | 35 |
| GUJARAT | Kachchh | Bhuj (M) | 1.4 | 104 | 49 | 108 | 61 | 160 | 99 |
| GUJARAT | Panch Mahals | GODHRA | 1.6 | 47 | 23 | 87 | 55 | 147 | 72 |
| GUJARAT | Rajkot | Dhoraji (M) | 1.0 | 3 | 2 | 47 | 45 | 24 | 23 |
| GUJARAT | Sabar Kantha | MODASA | 1.4 | 39 | 16 | 24 | 18 | 105 | 65 |
| GUJARAT | Vadodara | DABHOI | 2.5 | 25 | 1 | 64 | 20 | 120 | 35 |
| GUJARAT Total | | | 1.4 | 492 | 236 | 869 | 595 | 1182 | 671 |

| Towns | District Name | Town Name | P:UPS | Schools without Drinking Water | | Schools without Toilet | | Schools without Girls' Sanitary | |
|----------------------------------|--------------------|---------------------|-------|--------------------------------|-------|------------------------|-------|---------------------------------|-------|
| | | | | 2006-07 | | 2006-07 | | 2006-07 | |
| | | | | Pry | U.Pry | Pry | U.Pry | Pry | U.Pry |
| JAMMU & KASHMIR | Anantnag | Anantnag (TC) | 1.6 | 20 | 11 | 50 | 22 | 76 | 37 |
| JAMMU & KASHMIR | Baramula | Baramula (TC) | 1.8 | 36 | 11 | 54 | 21 | 84 | 40 |
| JAMMU & KASHMIR | Baramula | Sopore (TC) | 2.0 | 52 | 18 | 81 | 30 | 112 | 43 |
| JAMMU & KASHMIR | Srinagar | Srinagar (MC) | 1.2 | 5 | 4 | 14 | 15 | 25 | 20 |
| JAMMU & KASHMIR Total | | | 1.7 | 113 | 44 | 199 | 88 | 297 | 140 |
| JHARKHAND | Dhanbad | Bhuli (CT) | 2.6 | 71 | 20 | 98 | 14 | 157 | 37 |
| JHARKHAND | Dhanbad | Jharia (NA) | 2.7 | 63 | 9 | 75 | 13 | 112 | 32 |
| JHARKHAND | Girdih | Girdih (M) | N.A | N.A | N.A | N.A | N.A | N.A | N.A |
| JHARKHAND | Hazaribag | Hazaribag (M) | 2.3 | 34 | 4 | 108 | 34 | 112 | 35 |
| JHARKHAND | Purbi Singhbhum | Mango (NA) | 1.6 | 71 | 10 | 263 | 87 | 301 | 112 |
| JHARKHAND | Ranchi | Ranchi (M Corp.) | N.A | N.A | N.A | N.A | N.A | N.A | N.A |
| JHARKHAND Total | | | 2.0 | 239 | 43 | 544 | 148 | 682 | 216 |
| KARNATAKA | Bagalkot | Bagalkot (CMC) | 1.6 | 62 | 24 | 87 | 40 | 118 | 57 |
| KARNATAKA | Bagalkot | Jamkhandi (TMC) | 2.3 | 61 | 16 | 100 | 24 | 223 | 70 |
| KARNATAKA | Bangalore Rural | Charanapalna (CMC) | 2.5 | 30 | 3 | 56 | 5 | 76 | 7 |
| KARNATAKA | Bangalore Rural | Ramanagaram (CMC) | 2.6 | 34 | 2 | 28 | 5 | 140 | 24 |
| KARNATAKA | Bellary | Bellary (CMC) | 1.8 | 53 | 21 | 138 | 65 | 200 | 84 |
| KARNATAKA | Bellary | Hospet (CMC) | 1.9 | 39 | 9 | 52 | 16 | 140 | 51 |
| KARNATAKA | Bidar | Basavakalyan (TMC) | 1.8 | 96 | 36 | 111 | 43 | 183 | 86 |
| KARNATAKA | Bidar | Bidar (CMC) | 1.5 | 87 | 31 | 115 | 58 | 224 | 132 |
| KARNATAKA | Bijapur | Bijapur (CMC) | 1.7 | 125 | 54 | 245 | 125 | 378 | 185 |
| KARNATAKA | Chikmagalur | Chikmagalur (CMC) | 2.5 | 71 | 14 | 168 | 40 | 273 | 80 |
| KARNATAKA | MANGALORE | MANGALORE | 1.2 | 9 | 5 | 64 | 41 | 118 | 71 |
| KARNATAKA | Davangere | HARIHARA | 1.8 | 23 | 5 | 48 | 18 | 117 | 46 |
| KARNATAKA | Gulbarga | Gulbarga (M Corp.) | 1.7 | 90 | 33 | 230 | 116 | 331 | 183 |
| KARNATAKA | Gulbarga | Shahabad (TMC) | 2.6 | 86 | 17 | 137 | 36 | 186 | 52 |
| KARNATAKA | Gulbarga | Yadgir (TMC) | 2.7 | 90 | 10 | 160 | 38 | 220 | 61 |
| KARNATAKA | Hassan | HASSAN | 2.2 | 141 | 25 | 240 | 61 | 229 | 49 |
| KARNATAKA | Haveri | Haveri (TMC) | 1.4 | 17 | 9 | 39 | 29 | 142 | 93 |
| KARNATAKA | Haveri | Ranibennur (CMC) | 1.5 | 24 | 8 | 60 | 37 | 112 | 63 |
| KARNATAKA | Kolar | Chik Ballapur (CMC) | 2.9 | 54 | 11 | 123 | 23 | 150 | 30 |
| KARNATAKA | Kolar | KOLAR | 2.2 | 122 | 28 | 165 | 46 | 242 | 64 |
| KARNATAKA | Koppal | Gangawati (CMC) | 2.8 | 121 | 17 | 155 | 28 | 276 | 73 |
| KARNATAKA | Koppal | Koppal (TMC) | 1.8 | 56 | 18 | 84 | 29 | 167 | 75 |
| KARNATAKA | Raichur | Raichur (CMC) | 2.2 | 95 | 24 | 129 | 38 | 172 | 50 |
| KARNATAKA | Raichur | Sindhur (TMC) | 2.6 | 130 | 29 | 151 | 49 | 178 | 56 |
| KARNATAKA | Shimoga | Sagar (TMC) | 2.3 | 49 | 6 | 124 | 22 | 284 | 107 |
| KARNATAKA | Tumkur | Sira (TMC) | 2.4 | 81 | 11 | 91 | 15 | 88 | 15 |
| KARNATAKA | Tumkur | TUMKUR | 2.2 | 126 | 25 | 263 | 63 | 369 | 111 |
| KARNATAKA | Uttara Kannada | Sirsi (CMC) | 2.0 | 65 | 8 | 147 | 31 | 253 | 110 |
| KARNATAKA Total | | | 2.0 | 2037 | 499 | 3510 | 1141 | 5589 | 2085 |
| KERALA | Alappuzha | KAYAMKULAM | 1.6 | 2 | 0 | 8 | 8 | 16 | 2 |
| KERALA | Alappuzha | Kayamkulam (M) | 2.3 | 0 | 0 | 14 | 8 | 21 | 1 |
| KERALA | Kannur | Taliparamba (M) | 1.8 | 12 | 3 | 17 | 4 | 26 | 7 |
| KERALA | Kasaragod | Kanhangad (M) | 1.7 | 0 | 0 | 2 | 1 | 15 | 4 |
| KERALA | Kasaragod | KASARAGOD | 1.6 | 2 | 0 | 5 | 7 | 20 | 6 |
| KERALA | Kollam | Kollam (M Corp.) | 1.5 | 0 | 0 | 12 | 8 | 14 | 2 |
| KERALA | Kottayam | CHANGANASSE RY | 1.6 | 3 | 0 | 12 | 13 | 15 | 8 |
| KERALA | Kozhikode | Beypore (CT) | 2.5 | 0 | 0 | 5 | 2 | 11 | 1 |
| KERALA | Kozhikode | Cheruvannur (CT) | 1.8 | 1 | 0 | 5 | 5 | 18 | 7 |
| KERALA | Kozhikode | KOYILANDY | 1.8 | 0 | 0 | 14 | 6 | 14 | 5 |
| KERALA | Kozhikode | Quilandy (M) | 1.8 | 0 | 0 | 14 | 6 | 14 | 5 |
| KERALA | Malappuram | Malappuram (M) | 2.2 | 1 | 0 | 7 | 5 | 13 | 3 |
| KERALA | Malappuram | Manjeri (M) | 2.9 | 0 | 0 | 6 | 2 | 18 | 1 |
| KERALA | Malappuram | Ponnani (M) | 2.2 | 3 | 0 | 15 | 4 | 21 | 2 |
| KERALA | Malappuram | Tirur (M) | 2.1 | 4 | 1 | 16 | 10 | 26 | 1 |
| KERALA | Palakkad | PALAKKAD | 2.1 | 1 | 0 | 9 | 4 | 13 | 4 |
| KERALA | Pathanamthitta | THIRUVALLA | 2.1 | 4 | 0 | 17 | 15 | 13 | 1 |
| KERALA | Thiruvananthapuram | Nedumangad (M) | 2.0 | 0 | 0 | 15 | 10 | 5 | 0 |
| KERALA | Thiruvananthapuram | Neyyattinkara (M) | 2.2 | 2 | 0 | 14 | 8 | 22 | 2 |
| KERALA | Thrissur | Kodungallur (M) | 1.4 | 0 | 0 | 2 | 3 | 14 | 7 |
| KERALA | Thrissur | Kunnamkulam (M) | 1.4 | 1 | 0 | 9 | 7 | 13 | 3 |
| KERALA Total | | | 1.9 | 36 | 4 | 218 | 136 | 342 | 72 |

| Towns | | | | Schools without Drinking Water | | Schools without C Toilet | | Schools without Girls toilet | |
|-----------------------------|--------------------------|-------------------------------|--------------|--------------------------------|------------|--------------------------|-------------|------------------------------|-------------|
| | | | | 2006-07 | | 2006-07 | | 2006-07 | |
| | | | | Pry | U.Pry | Pry | U.Pry | Pry | U.Pry |
| State | District Name | Town Name | P:UPS | | | | | | |
| MADHYA PRADESH | Bhopal | Bhopal (M Corp.) | 2.1 | 17 | 10 | 187 | 66 | 202 | 72 |
| MADHYA PRADESH | Burhanpur | Burhanpur (M Corp.) | 2.5 | 53 | 19 | 287 | 86 | 308 | 93 |
| MADHYA PRADESH | Indore | Mhow Cantt. (CB) | 1.3 | 165 | 80 | 446 | 246 | 630 | 319 |
| MADHYA PRADESH | Khandwa | Khandwa (M Corp.) | 2.2 | 24 | 11 | 124 | 47 | 145 | 47 |
| MADHYA PRADESH | Khargone | Khargone(M) | 2.0 | 36 | 11 | 139 | 61 | 150 | 63 |
| MADHYA PRADESH | Mandsaur | Mandsaur (M) | 2.1 | 24 | 9 | 239 | 77 | 285 | 89 |
| MADHYA PRADESH | Rattam | Jaora (M) | 2.9 | 26 | 12 | 198 | 56 | 231 | 65 |
| MADHYA PRADESH | Shajapur | SHAJAPUR | 2.1 | 49 | 12 | 181 | 74 | 237 | 97 |
| MADHYA PRADESH | Sheopur | Sheopur (M) | 3.2 | 52 | 15 | 201 | 54 | 277 | 74 |
| MADHYA PRADESH Total | | | 1.8 | 446 | 179 | 2002 | 767 | 2465 | 919 |
| MAHARASHTRA | Ahmadnagar | SANGAMNER | 2.0 | 84 | 14 | 81 | 46 | 144 | 35 |
| MAHARASHTRA | Ahmadnagar | Shrirampur (M CI) | 2.5 | 97 | 6 | 71 | 22 | 70 | 25 |
| MAHARASHTRA | Akola | Akola (M CI) | 6.8 | 9 | 0 | 16 | 0 | 34 | 3 |
| MAHARASHTRA | Akola | Akoti (M CI) | 1.4 | 56 | 15 | 74 | 35 | 92 | 30 |
| MAHARASHTRA | Amravati | Achalpur (M CI) | 1.4 | 5 | 2 | 42 | 32 | 70 | 29 |
| MAHARASHTRA | Amravati | Anjangaon (M CI) | 1.4 | 14 | 3 | 38 | 21 | 48 | 18 |
| MAHARASHTRA | Amravati | ANJANGAON SURJI | 1.3 | 6 | 2 | 25 | 19 | 51 | 23 |
| MAHARASHTRA | Aurangabad (Maharashtra) | AURANGABAD | 1.4 | 54 | 31 | 64 | 43 | 100 | 55 |
| MAHARASHTRA | Bid | Ambejgaon (M CI) | 1.1 | 69 | 32 | 72 | 39 | 120 | 60 |
| MAHARASHTRA | Bid | Parli (M CI) | 1.4 | 57 | 14 | 77 | 35 | 118 | 46 |
| MAHARASHTRA | Buldana | buldana | 1.2 | 22 | 12 | 60 | 45 | 73 | 35 |
| MAHARASHTRA | Buldana | Khamgaon (M CI) | 1.4 | 47 | 14 | 99 | 42 | 117 | 46 |
| MAHARASHTRA | Buldana | Malkapur (M CI) | 1.6 | 19 | 4 | 50 | 22 | 58 | 22 |
| MAHARASHTRA | Buldana | Shegaon (M CI) | 1.5 | 30 | 7 | 48 | 21 | 56 | 16 |
| MAHARASHTRA | Chandrapur | Ballarpur (M CI) | 1.9 | 8 | 0 | 12 | 1 | 13 | 2 |
| MAHARASHTRA | Chandrapur | Chandrapur (M CI) | 1.5 | 26 | 4 | 31 | 16 | 69 | 16 |
| MAHARASHTRA | Dhule | DHULE | 1.7 | 13 | 4 | 76 | 28 | 96 | 26 |
| MAHARASHTRA | Hingoli | Basmath (M CI) | 0.6 | 8 | 21 | 31 | 68 | 62 | 119 |
| MAHARASHTRA | Hingoli | Hingoli (M CI) | 0.6 | 14 | 35 | 22 | 43 | 56 | 109 |
| MAHARASHTRA | Jalgaon | BHUSAWAL | 1.3 | 20 | 5 | 39 | 21 | 46 | 19 |
| MAHARASHTRA | Jalgaon | Chopda (M CI) | 1.6 | 16 | 3 | 54 | 18 | 83 | 14 |
| MAHARASHTRA | Jalna | Jalna (M CI) | 1.4 | 90 | 42 | 89 | 40 | 103 | 41 |
| MAHARASHTRA | Latur | Latur (M CI) | 1.1 | 43 | 23 | 121 | 81 | 161 | 81 |
| MAHARASHTRA | Latur | Udgir (M CI) | 1.1 | 67 | 26 | 96 | 62 | 122 | 66 |
| MAHARASHTRA | Nagpur | Kamptee (M CI) | 1.4 | 17 | 8 | 35 | 16 | 51 | 13 |
| MAHARASHTRA | Nagpur | NAGPUR (GRAMIN) | 1.5 | 23 | 6 | 54 | 10 | 97 | 25 |
| MAHARASHTRA | Nanded | Nanded-Waghala (M CI) | 1.2 | 53 | 30 | 102 | 72 | 152 | 88 |
| MAHARASHTRA | Nashik | Malegaon (M CI) | 1.1 | 76 | 68 | 76 | 69 | 89 | 79 |
| MAHARASHTRA | Osmanabad | OSMANABAD | 1.0 | 36 | 16 | 78 | 60 | 107 | 60 |
| MAHARASHTRA | Parbhani | Parbhani (M CI) | 0.7 | 45 | 49 | 43 | 67 | 96 | 114 |
| MAHARASHTRA | Ratnagiri | RATNAGIRI | 1.8 | 63 | 21 | 71 | 39 | 205 | 70 |
| MAHARASHTRA | Satara | KARAD | 1.6 | 42 | 5 | 185 | 81 | 172 | 45 |
| MAHARASHTRA | Thane | Bhiwandi (M CI) | 1.1 | 35 | 30 | 23 | 19 | 45 | 34 |
| MAHARASHTRA | Washim | Karanja (M CI) | 1.8 | 36 | 14 | 78 | 32 | 108 | 28 |
| MAHARASHTRA | Washim | Washim (M CI) | 1.5 | 62 | 17 | 102 | 50 | 103 | 41 |
| MAHARASHTRA | Yavatmal | Pusad (M CI) | 1.4 | 30 | 10 | 86 | 43 | 145 | 59 |
| MAHARASHTRA | Yavatmal | Yavatmal (M CI) | 1.3 | 51 | 15 | 70 | 23 | 108 | 46 |
| MAHARASHTRA Total | | | 1.3 | 1443 | 608 | 2391 | 1381 | 3440 | 1638 |
| MEGHALAYA | East Khasi Hills | SHILLONG MUNICIPAL AND CANTT. | 1.4 | 10 | 4 | 30 | 24 | 42 | 17 |
| MEGHALAYA | West Garo Hills | Tura (M) | 1.2 | 41 | 31 | 43 | 44 | 79 | 59 |
| MEGHALAYA Total | | | 1.3 | 51 | 35 | 73 | 68 | 121 | 76 |
| NAGALAND | Dimapur | Dimapur (TC) | 4.4 | 37 | 6 | 16 | 6 | 69 | 8 |
| NAGALAND | Kohima | Kohima (TC) | 1.3 | 11 | 7 | 11 | 8 | 17 | 4 |
| NAGALAND Total | | | 2.4 | 48 | 13 | 27 | 14 | 86 | 12 |

| Towns | | | | Schools without Drinking Water | | Schools without C-Toilet | | Schools without Girls toilet | |
|--------------------------|----------------|--------------------|------------|--------------------------------|------------|--------------------------|------------|------------------------------|------------|
| | | | | 2006-07 | | 2006-07 | | 2006-07 | |
| | | | | P:U.P. | U:U.P. | P:U.P. | U:U.P. | P:U.P. | U:U.P. |
| ORISSA | Bhadrak | Bhadrak (M) | 1.6 | 1 | 1 | 8 | 8 | 21 | 13 |
| ORISSA Total | | | 1.6 | 1 | 1 | 8 | 8 | 21 | 13 |
| PONDICHERRY | Karaikal | KARAİKAL | 1.7 | 0 | 0 | 33 | 24 | 10 | 7 |
| PONDICHERRY Total | | | 1.7 | 0 | 0 | 33 | 24 | 10 | 7 |
| PUNJAB | Amritsar | TARAN TARAN | 2.3 | 1 | 2 | 21 | 10 | 21 | 6 |
| PUNJAB | Bathinda | BATHINDA | 1.6 | 1 | 0 | 17 | 22 | 21 | 9 |
| PUNJAB | Faridkot | FARIDKOT | 1.5 | 0 | 1 | 14 | 16 | 13 | 6 |
| PUNJAB | Faridkot | Kot Kapura (M CI) | 1.5 | 1 | 0 | 21 | 17 | 17 | 13 |
| PUNJAB | Firozpur | FEROZEPUR | 3.1 | 2 | 0 | 22 | 7 | 32 | 1 |
| PUNJAB | Gurdaspur | Batala | 3.5 | 4 | 0 | 30 | 9 | 36 | 5 |
| PUNJAB | Gurdaspur | Gurdaspur | 3.1 | 7 | 1 | 22 | 13 | 40 | 8 |
| PUNJAB | Kapurthala | KAPURTHALA | 2.3 | 9 | 2 | 11 | 18 | 78 | 23 |
| PUNJAB | Kapurthala | PHAGWARA | 1.7 | 3 | 0 | 20 | 28 | 47 | 30 |
| PUNJAB | Ludhiana | JAGRAON | 1.8 | 4 | 1 | 13 | 10 | 11 | 4 |
| PUNJAB | Ludhiana | Khanna (M CI) | 1.8 | 7 | 7 | 23 | 10 | 20 | 4 |
| PUNJAB | Mansa | Mansa (M CI) | 1.5 | 1 | 0 | 5 | 4 | 14 | 4 |
| PUNJAB | Muktsar | Malout (M CI) | 1.4 | 0 | 0 | 12 | 12 | 13 | 7 |
| PUNJAB | Muktsar | Muktsar (M CI) | 1.4 | 0 | 0 | 4 | 3 | 7 | 1 |
| PUNJAB | Patiala | NABHA | 2.6 | 2 | 1 | 11 | 4 | 26 | 5 |
| PUNJAB | Patiala | PATIALA | 2.5 | 9 | 0 | 30 | 7 | 23 | 1 |
| PUNJAB | Patiala | RAJPURA | 2.6 | 8 | 2 | 14 | 7 | 40 | 5 |
| PUNJAB | Sangrur | Barnala (M CI) | 1.4 | 3 | 0 | 17 | 14 | 9 | 10 |
| PUNJAB | Sangrur | Malerkotla (M CI) | 2.0 | 2 | 1 | 15 | 8 | 13 | 5 |
| PUNJAB | Sangrur | SANGRUR | 1.8 | 2 | 4 | 7 | 6 | 5 | 2 |
| PUNJAB | Sangrur | Sunam (M CI) | 1.9 | 2 | 0 | 17 | 8 | 15 | 4 |
| PUNJAB Total | | | 2.0 | 68 | 22 | 346 | 233 | 501 | 153 |
| RAJASTHAN | Banswara | BANSWARA (U) | 1.7 | 5 | 0 | 37 | 14 | 39 | 13 |
| RAJASTHAN | Chittaurgarh | Nimbahera (M) | 1.4 | 7 | 5 | 18 | 13 | 15 | 10 |
| RAJASTHAN | Churu | Churu (M) | 1.5 | 26 | 10 | 140 | 94 | 119 | 67 |
| RAJASTHAN | Churu | Rajgarh (M) | 1.7 | 39 | 15 | 165 | 116 | 169 | 69 |
| RAJASTHAN | Churu | Ratangarh (M) | 1.5 | 8 | 2 | 93 | 65 | 112 | 62 |
| RAJASTHAN | Churu | Sardarshahar (M) | 1.7 | 20 | 8 | 116 | 81 | 150 | 77 |
| RAJASTHAN | Churu | Sujangarh (M) | 2.0 | 23 | 3 | 226 | 108 | 284 | 79 |
| RAJASTHAN | Jhunjhunun | Jhunjhunun (M) | 1.4 | 14 | 0 | 37 | 18 | 45 | 20 |
| RAJASTHAN | Jhunjhunun | Nawalgarh (M) | 1.3 | 1 | 0 | 7 | 5 | 11 | 4 |
| RAJASTHAN | Nagaur | Ladnu (M) | 1.8 | 25 | 12 | 73 | 38 | 103 | 37 |
| RAJASTHAN | Nagaur | Makrana (M) | 1.4 | 4 | 3 | 18 | 12 | 21 | 11 |
| RAJASTHAN | Nagaur | Nagaur (M) | 1.7 | 17 | 2 | 60 | 31 | 64 | 24 |
| RAJASTHAN | Sawai Madhopur | Gangapur City (M) | 1.9 | 94 | 25 | 175 | 63 | 249 | 65 |
| RAJASTHAN | Sikar | Fatehpur (M) | 1.4 | 0 | 0 | 11 | 5 | 20 | 10 |
| RAJASTHAN | Sikar | Sikar (M CI) | 1.5 | 12 | 2 | 132 | 74 | 148 | 78 |
| RAJASTHAN | Tonk | Tonk (M CI) | 2.1 | 84 | 28 | 129 | 72 | 331 | 99 |
| RAJASTHAN Total | | | 1.7 | 379 | 115 | 1437 | 809 | 1880 | 725 |
| TAMIL NADU | Dindigul | DINDIGUL | 3.4 | 0 | 0 | 25 | 16 | 35 | 3 |
| TAMIL NADU | Nagapattinam | Nagapattinam (M) | 2.4 | 0 | 0 | 34 | 18 | 34 | 6 |
| TAMIL NADU | The Nilgiris | COONOOR | 1.8 | 0 | 0 | 36 | 26 | 31 | 6 |
| TAMIL NADU | The Nilgiris | Udhagamandalam (M) | 1.9 | 0 | 0 | 63 | 40 | 65 | 13 |
| TAMIL NADU | Thoothukkudi | THOOTHUKUDI RURAL | 2.5 | 0 | 0 | 45 | 22 | 35 | 1 |
| TAMIL NADU | Tirunelveli | KADAYANALLUR | 2.2 | 0 | 0 | 25 | 14 | 20 | 8 |
| TAMIL NADU | Tirunelveli | Puliyankudi (M) | 2.4 | 0 | 0 | 16 | 6 | 19 | 5 |
| TAMIL NADU | Tirunelveli | TENKASI | 2.0 | 0 | 0 | 27 | 15 | 27 | 1 |
| TAMIL NADU | Tirunelveli | TIRUNELVELI URBAN | 2.3 | 0 | 0 | 17 | 18 | 16 | 2 |
| TAMIL NADU | Vellore | THIRUPATTUR | 2.8 | 0 | 0 | 31 | 16 | 64 | 15 |
| TAMIL NADU Total | | | 2.3 | 0 | 0 | 319 | 191 | 346 | 60 |

| Towns | | | | Schools without Drinking Water | | Schools without Toilet | | Schools without Girls Toilet | |
|---------------|---------------------|----------------------|-----|--------------------------------|-------|------------------------|-------|------------------------------|-------|
| | | | | 2006-07 | | 2006-07 | | 2006-07 | |
| | | | | Pry | U.Pry | Pry | U.Pry | Pry | U.Pry |
| UTTAR PRADESH | Aligarh | Aligarh (M Corp.) | 2.7 | 2 | 3 | 2 | 3 | 3 | 4 |
| UTTAR PRADESH | Ambedkar Nagar | Tanda (MB) | 2.1 | 0 | 0 | 5 | 2 | 4 | 3 |
| UTTAR PRADESH | Azamgarh | Azamgarh (MB) | 2.1 | 1 | 0 | 22 | 6 | 49 | 14 |
| UTTAR PRADESH | Azamgarh | Mubarakpur (MB) | 2.4 | 6 | 5 | 39 | 6 | 78 | 15 |
| UTTAR PRADESH | Baghpat | Baraut (MB) | 1.6 | 0 | 0 | 1 | 0 | 2 | 0 |
| UTTAR PRADESH | Bahraich | Bahraich (MB) | 2.3 | 0 | 0 | 18 | 2 | 24 | 1 |
| UTTAR PRADESH | Bairampur | Bairampur (MB) | 2.2 | 0 | 0 | 2 | 1 | 8 | 3 |
| UTTAR PRADESH | Barabanki | Nawabganj (MB) | 2.2 | 9 | 2 | 9 | 3 | 23 | 5 |
| UTTAR PRADESH | Bareilly | Baheri (MB) | 5.4 | 0 | 0 | 3 | 0 | 5 | 1 |
| UTTAR PRADESH | Bareilly | Bareilly (M Corp.) | 3.6 | 25 | 2 | 62 | 9 | 93 | 13 |
| UTTAR PRADESH | Bareilly | Faridpur (MB) | 1.5 | 0 | 0 | 2 | 1 | 2 | 2 |
| UTTAR PRADESH | Bhadoi | Bhadohi (MB) | 2.0 | 0 | 0 | 3 | 0 | 5 | 2 |
| UTTAR PRADESH | Bijnor | Bijnor (MB) | 3.0 | 0 | 0 | 2 | 0 | 24 | 8 |
| UTTAR PRADESH | Bijnor | Chandpur (MB) | 3.1 | 0 | 0 | 2 | 1 | 57 | 7 |
| UTTAR PRADESH | Bijnor | Kiratpur (MB) | 3.0 | 0 | 0 | 1 | 0 | 53 | 13 |
| UTTAR PRADESH | Bijnor | Nagina (MB) | 2.8 | 0 | 0 | 0 | 0 | 8 | 0 |
| UTTAR PRADESH | Bijnor | Najibabad (MB) | 3.0 | 0 | 0 | 0 | 0 | 8 | 3 |
| UTTAR PRADESH | Bijnor | Sherkot (MB) | 2.6 | 0 | 0 | 0 | 2 | 70 | 24 |
| UTTAR PRADESH | Budaun | Budaun (MB) | 2.4 | 0 | 0 | 0 | 0 | 0 | 0 |
| UTTAR PRADESH | Budaun | Sahaswan (MB) | 3.5 | 0 | 0 | 0 | 0 | 0 | 0 |
| UTTAR PRADESH | Budaun | Ujhani (MB) | 2.3 | 0 | 0 | 0 | 0 | 0 | 0 |
| UTTAR PRADESH | Bulandshahr | Bulandshahr (MB) | 4.0 | 0 | 0 | 9 | 0 | 23 | 2 |
| UTTAR PRADESH | Bulandshahr | Jahangirabad (MB) | 1.3 | 0 | 0 | 3 | 1 | 5 | 2 |
| UTTAR PRADESH | Bulandshahr | Khurja (MB) | 4.4 | 0 | 0 | 6 | 0 | 11 | 1 |
| UTTAR PRADESH | Bulandshahr | Sikandrabad (MB) | 5.2 | 0 | 0 | 4 | 0 | 7 | 1 |
| UTTAR PRADESH | Etah | Kasganj (MB) | 2.8 | 4 | 0 | 10 | 0 | 14 | 1 |
| UTTAR PRADESH | Etawah | Etawah (MB) | 1.7 | 0 | 0 | 1 | 0 | 1 | 0 |
| UTTAR PRADESH | Faizabad | Faizabad (MB) | 1.4 | 0 | 0 | 12 | 3 | 26 | 12 |
| UTTAR PRADESH | Fatehpur | Fatehpur (MB) | 2.2 | 7 | 0 | 21 | 9 | 28 | 9 |
| UTTAR PRADESH | Firozabad | Firozabad (MB) | 2.6 | 4 | 0 | 18 | 0 | 32 | 2 |
| UTTAR PRADESH | Gautam Buddha Nagar | Dadri (MB) | 2.3 | 2 | 2 | 5 | 6 | 6 | 12 |
| UTTAR PRADESH | Ghaziabad | Hapur (MB) | 3.4 | 0 | 0 | 10 | 0 | 10 | 1 |
| UTTAR PRADESH | Ghaziabad | Loni (NP) | 2.4 | 0 | 0 | 4 | 6 | 14 | 6 |
| UTTAR PRADESH | Ghaziabad | Muradnagar (MB) | 3.1 | 0 | 0 | 5 | 9 | 11 | 11 |
| UTTAR PRADESH | Ghaziabad | Pilkhuwa (MB) | 2.8 | 0 | 0 | 4 | 0 | 6 | 1 |
| UTTAR PRADESH | Ghazipur | Ghazipur (MB) | 3.8 | 0 | 1 | 5 | 2 | 15 | 5 |
| UTTAR PRADESH | Gonda | Gonda (MB) | 2.4 | 4 | 0 | 19 | 1 | 19 | 2 |
| UTTAR PRADESH | Hardoi | Shahabad (MB) | 6.4 | 1 | 0 | 1 | 0 | 3 | 0 |
| UTTAR PRADESH | Jalaun | Jalaun (MB) | 2.2 | 1 | 1 | 17 | 3 | 20 | 5 |
| UTTAR PRADESH | Jalaun | Konch (MB) | 2.0 | 0 | 0 | 17 | 2 | 23 | 7 |
| UTTAR PRADESH | Jaunpur | Jaunpur (MB) | 4.0 | 4 | 0 | 28 | 3 | 37 | 5 |
| UTTAR PRADESH | Jyotiba Phule Nagar | Amroha (MB) | 3.7 | 0 | 0 | 0 | 0 | 14 | 1 |
| UTTAR PRADESH | Jyotiba Phule Nagar | Hasanpur (MB) | 1.6 | 0 | 0 | 0 | 0 | 5 | 1 |
| UTTAR PRADESH | Kannauj | Chhibramau (MB) | 2.7 | 0 | 5 | 0 | 0 | 23 | 9 |
| UTTAR PRADESH | Kannauj | Kannauj (MB) | 3.5 | 0 | 0 | 0 | 0 | 3 | 1 |
| UTTAR PRADESH | Kanpur Nagar | Kanpur (CB) | 2.8 | 0 | 0 | 0 | 2 | 6 | 2 |
| UTTAR PRADESH | Lucknow | Lucknow (M Corp.) | 2.5 | 28 | 7 | 81 | 11 | 135 | 17 |
| UTTAR PRADESH | Mahoba | Mahoba (MB) | 2.1 | 1 | 1 | 8 | 1 | 8 | 1 |
| UTTAR PRADESH | Mau | Maunath Bhanjan (MB) | 2.4 | 0 | 0 | 18 | 0 | 21 | 1 |
| UTTAR PRADESH | Meerut | Mawana (MB) | 3.7 | 0 | 0 | 0 | 0 | 6 | 2 |
| UTTAR PRADESH | Meerut | Meerut (M Corp.) | 3.2 | 0 | 0 | 3 | 2 | 28 | 2 |
| UTTAR PRADESH | Moradabad | Chandausi (MB) | 1.8 | 6 | 0 | 4 | 0 | 15 | 4 |
| UTTAR PRADESH | Moradabad | Moradabad | 1.7 | 3 | 5 | 5 | 6 | 6 | 6 |
| UTTAR PRADESH | Moradabad | Sambhal (MB) | 2.2 | 6 | 0 | 24 | 2 | 32 | 6 |
| UTTAR PRADESH | Muzaffarnagar | Kairana (MB) | 2.5 | 0 | 0 | 5 | 0 | 5 | 0 |
| UTTAR PRADESH | Muzaffarnagar | Khatauli (MB) | 4.0 | 3 | 0 | 4 | 0 | 6 | 0 |
| UTTAR PRADESH | Muzaffarnagar | Muzaffarnagar (MB) | 3.2 | 0 | 0 | 8 | 0 | 20 | 0 |
| UTTAR PRADESH | Muzaffarnagar | Shamli (MB) | 1.7 | 1 | 0 | 0 | 0 | 2 | 1 |
| UTTAR PRADESH | Pilibhit | Bisalpur (MB) | 2.7 | 1 | 0 | 6 | 1 | 6 | 2 |
| UTTAR PRADESH | Pilibhit | Pilibhit (MB) | 4.9 | 3 | 0 | 22 | 1 | 25 | 3 |
| UTTAR PRADESH | Pratapgarh | Bela Pratapgarh (MB) | 4.8 | 0 | 0 | 23 | 2 | 23 | 1 |
| UTTAR PRADESH | Rampur | Rampur (MB) | 4.7 | 0 | 0 | 1 | 0 | 96 | 28 |

| Towns | | | | Schools without Drinking Water | | Schools without C Toilet | | Schools without Girls Toilet | |
|----------------------------|---------------------------|------------------------|------------|--------------------------------|-------------|--------------------------|-------------|------------------------------|-------------|
| | | | | 2006-07 | | 2006-07 | | 2006-07 | |
| | | | | Pry | U.Pry | Pry | U.Pry | Pry | U.Pry |
| UTTAR PRADESH | Saharanpur | Deoband (MB) | 2.7 | 0 | 0 | 3 | 0 | 6 | 0 |
| UTTAR PRADESH | Saharanpur | Gangoh (MB) | 2.6 | 0 | 0 | 4 | 1 | 11 | 3 |
| UTTAR PRADESH | Saharanpur | Saharanpur (MB) | 2.4 | 0 | 0 | 8 | 2 | 29 | 1 |
| UTTAR PRADESH | Shahjahanpur | Shahjahanpur (MB) | 3.2 | 0 | 0 | 3 | 2 | 42 | 4 |
| UTTAR PRADESH | Shahjahanpur | Tilhar (MB) | 2.1 | 0 | 0 | 3 | 0 | 10 | 0 |
| UTTAR PRADESH | Sitapur | Laharpur (MB) | 2.6 | 6 | 4 | 4 | 2 | 14 | 3 |
| UTTAR PRADESH | Sitapur | Sitapur (MB) | 3.4 | 4 | 1 | 5 | 0 | 9 | 0 |
| UTTAR PRADESH | Sultanpur | Sultanpur (MB) | 2.3 | 0 | 0 | 24 | 4 | 31 | 10 |
| UTTAR PRADESH | Unnao | Unnao (MB) | 3.6 | 0 | 0 | 0 | 0 | 19 | 6 |
| UTTAR PRADESH | Varanasi | Varanasi (M Corp.) | 1.5 | 0 | 0 | 8 | 2 | 9 | 5 |
| UTTAR PRADESH Total | | | 2.7 | 132 | 39 | 646 | 122 | 1492 | 323 |
| UTTARANCHAL | Nainital | Haldwani-cum-Kathgodam | 2.4 | 4 | 3 | 6 | 1 | 13 | 4 |
| UTTARANCHAL | Udham Singh Nagar | Kashipur (MB) | 2.8 | 0 | 1 | 8 | 1 | 26 | 10 |
| UTTARANCHAL Total | | | 2.6 | 4 | 4 | 14 | 2 | 39 | 14 |
| WEST BENGAL | Darjiling | Darjiling (M) | 3.6 | 17 | 1 | 11 | 2 | 14 | 0 |
| WEST BENGAL | Haora | Uluberia (M) | 3.9 | 42 | 0 | 36 | 5 | 69 | 2 |
| WEST BENGAL | Hugli | Champdani (M) | 2.9 | 4 | 1 | 11 | 4 | 17 | 0 |
| WEST BENGAL | Murshidabad | Dhulian (M) | 6.8 | 14 | 0 | 23 | 2 | 29 | 1 |
| WEST BENGAL | Murshidabad | Jangipur (M) | 10.6 | 12 | 0 | 21 | 3 | 47 | 1 |
| WEST BENGAL | North Twenty Four Pargana | Titagarh (M) | 3.1 | 4 | 1 | 20 | 3 | 29 | 1 |
| WEST BENGAL | South Twenty Four Pargana | Budge Budge (M) | 2.6 | 3 | 1 | 11 | 2 | 16 | 3 |
| WEST BENGAL | South Twenty Four Pargana | Maheshtala (M) | 2.5 | 24 | 0 | 30 | 10 | 63 | 5 |
| WEST BENGAL | Uttar Dinajpur | Islampur (M) | 2.7 | 0 | 0 | 4 | 2 | 10 | 1 |
| WEST BENGAL Total | | | 3.5 | 120 | 4 | 167 | 33 | 294 | 14 |
| Grand Total | | | 1.9 | 7619 | 2183 | 16797 | 6866 | 23958 | 8518 |

Source DISE 2006-07

AWP&B 2008-09 approvals for 208 districts in which 338 towns / cities with substantial minority population are located

| S. No. | State | District | No of School | | | Teachers' | CIVIL WORKS | | | | | |
|--------|----------------|--------------------|--------------|----|-----|--------------------|-------------|-----|-----|---------|----------------|---|
| | | | EGS to PS | PS | UPS | Total New Teachers | PS | UPS | ACR | Toilets | Drinking Water | |
| 1 | ANDHRA PRADESH | Adilabad | 0 | 0 | 0 | 0 | 0 | 0 | 0 | 0 | 0 | 0 |
| 2 | ANDHRA PRADESH | Anantapur | 0 | 0 | 0 | 0 | 0 | 0 | 0 | 0 | 0 | 0 |
| 3 | ANDHRA PRADESH | Chittoor | 0 | 0 | 0 | 0 | 0 | 0 | 0 | 0 | 0 | 0 |
| 4 | ANDHRA PRADESH | Cuddapah | 0 | 0 | 0 | 0 | 0 | 0 | 0 | 0 | 0 | 0 |
| 5 | ANDHRA PRADESH | Guntur | 0 | 0 | 0 | 0 | 0 | 0 | 0 | 0 | 0 | 0 |
| 6 | ANDHRA PRADESH | Hyderabad | 0 | 0 | 0 | 0 | 0 | 0 | 0 | 0 | 0 | 0 |
| 7 | ANDHRA PRADESH | Karimnagar | 0 | 0 | 0 | 0 | 0 | 0 | 0 | 0 | 0 | 0 |
| 8 | ANDHRA PRADESH | Kurnool | 0 | 0 | 0 | 0 | 0 | 0 | 0 | 0 | 0 | 0 |
| 9 | ANDHRA PRADESH | Mahbubnagar | 0 | 0 | 0 | 0 | 0 | 0 | 0 | 0 | 0 | 0 |
| 10 | ANDHRA PRADESH | Medak | 0 | 0 | 11 | 33 | 0 | 0 | 33 | 0 | 0 | 0 |
| 11 | ANDHRA PRADESH | Nizamabad | 0 | 0 | 13 | 39 | 0 | 0 | 39 | 0 | 0 | 0 |
| 12 | ANDHRA PRADESH | Rangareddi | 0 | 0 | 0 | 0 | 0 | 0 | 0 | 0 | 0 | 0 |
| 13 | ASSAM | Dhubri | 0 | 0 | 0 | 0 | 0 | 0 | 942 | 100 | 0 | 0 |
| 14 | ASSAM | Lakhimpur | 0 | 0 | 0 | 0 | 0 | 0 | 341 | 40 | 0 | 0 |
| 15 | ASSAM | Nagaon | 0 | 0 | 0 | 0 | 0 | 0 | 533 | 150 | 0 | 0 |
| 16 | ASSAM | Sibsagar | 0 | 0 | 0 | 0 | 0 | 0 | 616 | 158 | 0 | 0 |
| 17 | BIHAR | Araria | 0 | 0 | 0 | 740 | 254 | 0 | 0 | 0 | 0 | 0 |
| 18 | BIHAR | Aurangabad | 0 | 23 | 200 | 646 | 197 | 0 | 600 | 30 | 0 | 0 |
| 19 | BIHAR | Bhagalpur | 0 | 0 | 150 | 2654 | 217 | 0 | 450 | 0 | 0 | 0 |
| 20 | BIHAR | Darbhanga | 0 | 32 | 141 | 487 | 277 | 0 | 423 | 95 | 0 | 0 |
| 21 | BIHAR | Kishanganj | 0 | 72 | 0 | 144 | 171 | 0 | 0 | 373 | 217 | 0 |
| 22 | BIHAR | Madhubani | 0 | 0 | 28 | 2052 | 257 | 0 | 84 | 0 | 0 | 0 |
| 23 | BIHAR | Nalanda | 0 | 0 | 0 | 259 | 177 | 0 | 0 | 0 | 0 | 0 |
| 24 | BIHAR | Nawada | 0 | 0 | 102 | 1963 | 153 | 0 | 306 | 40 | 0 | 0 |
| 25 | BIHAR | Pashchim Champaran | 0 | 0 | 8 | 1226 | 236 | 0 | 24 | 0 | 0 | 0 |
| 26 | BIHAR | Patna | 0 | 0 | 0 | 292 | 40 | 0 | 0 | 186 | 78 | 0 |
| 27 | BIHAR | Purnia | 0 | 0 | 145 | 545 | 372 | 0 | 435 | 0 | 0 | 0 |
| 28 | BIHAR | Rohtas | 0 | 13 | 34 | 1034 | 149 | 0 | 102 | 0 | 0 | 0 |
| 29 | BIHAR | Siwan | 0 | 0 | 119 | 788 | 350 | 0 | 357 | 0 | 0 | 0 |
| 30 | BIHAR | Supaul * | 0 | 0 | 41 | 468 | 405 | 0 | 123 | 0 | 0 | 0 |
| 31 | DELHI | North East * | 0 | 1 | 0 | 2 | 1 | 0 | 25 | 0 | 0 | 0 |
| 32 | GOA | North Goa | 0 | 0 | 0 | 0 | 0 | 0 | 0 | 24 | 0 | 0 |

| S. No. | State | District | No of School | | | Teachers' | CIVIL WORKS | | | | |
|--------|-----------------|------------------|--------------|----|-----|--------------------|-------------|-----|-----|---------|----------------------------|
| | | | EGS to PS | PS | UPS | Total New Teachers | PS | UPS | ACR | Toilets | Drinkin _g Water |
| 33 | GOA | South Goa | 0 | 0 | 0 | 0 | 0 | 0 | 0 | 32 | 0 |
| 34 | GUJARAT | Ahmadabad | 0 | 0 | 0 | 0 | 0 | 0 | 170 | 0 | 0 |
| 35 | GUJARAT | Anand * | 0 | 0 | 0 | 0 | 0 | 0 | 60 | 0 | 0 |
| 36 | GUJARAT | Bharuch | 0 | 0 | 0 | 0 | 0 | 0 | 40 | 0 | 0 |
| 37 | GUJARAT | Dohad * | 0 | 0 | 0 | 0 | 0 | 0 | 100 | 0 | 0 |
| 38 | GUJARAT | Junagadh | 0 | 0 | 0 | 0 | 0 | 0 | 114 | 0 | 0 |
| 39 | GUJARAT | Kachchh | 0 | 0 | 0 | 0 | 0 | 0 | 85 | 25 | 0 |
| 40 | GUJARAT | Panch Mahals | 0 | 0 | 0 | 0 | 0 | 0 | 100 | 0 | 0 |
| 41 | GUJARAT | Rajkot | 0 | 0 | 0 | 0 | 0 | 0 | 82 | 20 | 0 |
| 42 | GUJARAT | Sabar Kantha | 0 | 0 | 0 | 0 | 0 | 0 | 80 | 20 | 0 |
| 43 | GUJARAT | Vadodara | 0 | 0 | 0 | 0 | 0 | 0 | 40 | 100 | 0 |
| 44 | HARYANA | Sirsa | 0 | 0 | 0 | 0 | 0 | 0 | 144 | 300 | 435 |
| 45 | JAMMU & KASHMIR | Anantnag | 90 | 65 | 258 | 1084 | 90 | 59 | 0 | 0 | 0 |
| 46 | JAMMU & KASHMIR | Baramula | 365 | 32 | 117 | 1145 | 70 | 55 | 0 | 0 | 0 |
| 47 | JAMMU & KASHMIR | Srinagar | 136 | 4 | 68 | 484 | 6 | 17 | 0 | 0 | 0 |
| 48 | JHARKHAND | Dhanbad | 0 | 0 | 42 | 126 | 177 | 331 | 0 | 0 | 0 |
| 49 | JHARKHAND | Giridih | 0 | 0 | 180 | 540 | 354 | 872 | 0 | 0 | 0 |
| 50 | JHARKHAND | Hazaribag | 0 | 0 | 32 | 96 | 0 | 133 | 300 | 0 | 0 |
| 51 | JHARKHAND | Purbi Singhbhum | 0 | 0 | 2 | 6 | 0 | 280 | 0 | 0 | 0 |
| 52 | JHARKHAND | Ranchi | 0 | 0 | 190 | 570 | 537 | 200 | 0 | 0 | 0 |
| 53 | KARNATAKA | Bagalkot * | 0 | 26 | 9 | 61 | 26 | 0 | 227 | 0 | 0 |
| 54 | KARNATAKA | Bangalore | 0 | 14 | 10 | 38 | 14 | 0 | 156 | 17 | 0 |
| 55 | KARNATAKA | Bangalore Rural | 0 | 0 | 10 | 10 | 0 | 0 | 31 | 8 | 0 |
| 56 | KARNATAKA | Bellary | 0 | 2 | 12 | 16 | 2 | 0 | 302 | 94 | 0 |
| 57 | KARNATAKA | Bidar | 0 | 20 | 74 | 114 | 20 | 0 | 180 | 0 | 0 |
| 58 | KARNATAKA | Bijapur | 0 | 42 | 0 | 84 | 42 | 0 | 290 | 59 | 0 |
| 59 | KARNATAKA | Chikmagalur | 0 | 2 | 2 | 6 | 2 | 0 | 53 | 252 | 171 |
| 60 | KARNATAKA | Chitradurga | 0 | 19 | 20 | 58 | 19 | 0 | 156 | 20 | 0 |
| 61 | KARNATAKA | Dakshina Kannada | 0 | 5 | 0 | 10 | 5 | 0 | 127 | 20 | 0 |
| 62 | KARNATAKA | Davanagere* | 0 | 7 | 3 | 17 | 7 | 0 | 162 | 7 | 0 |
| 63 | KARNATAKA | Dharwad | 0 | 2 | 0 | 4 | 2 | 0 | 111 | 12 | 0 |
| 64 | KARNATAKA | Gulbarga | 0 | 50 | 75 | 175 | 50 | 0 | 602 | 55 | 0 |
| 65 | KARNATAKA | Hassan | 0 | 15 | 14 | 44 | 15 | 0 | 39 | 8 | 0 |
| 66 | KARNATAKA | Haveri * | 0 | 20 | 0 | 40 | 20 | 0 | 130 | 80 | 0 |
| 67 | KARNATAKA | Kolar | 0 | 8 | 13 | 29 | 8 | 0 | 110 | 44 | 0 |
| 68 | KARNATAKA | Koppal * | 0 | 11 | 34 | 56 | 11 | 0 | 185 | 229 | 208 |
| 69 | KARNATAKA | Raichur | 0 | 0 | 46 | 135 | 0 | 0 | 332 | 125 | 0 |

| S. No. | State | District | No of School | | | Teachers' | CIVIL WORKS | | | | |
|--------|----------------|---------------------------------------|--------------|----|-----|--------------------|-------------|-----|-----|---------|----------------|
| | | | EGS to PS | PS | UPS | Total New Teachers | PS | UPS | ACR | Toilets | Drinking Water |
| 70 | KARNATAKA | Shimoga | 0 | 5 | 6 | 16 | 5 | 0 | 97 | 38 | 12 |
| 71 | KARNATAKA | Tumkur | 0 | 16 | 2 | 34 | 16 | 0 | 62 | 50 | 0 |
| 72 | KARNATAKA | Uttara Kannada | 0 | 4 | 4 | 12 | 4 | 0 | 145 | 725 | 514 |
| 73 | KERALA | Alappuzha | 0 | 0 | 0 | 0 | 0 | 0 | 0 | 91 | 25 |
| 74 | KERALA | Ernakulam | 0 | 0 | 0 | 0 | 0 | 0 | 0 | 200 | 74 |
| 75 | KERALA | Kannur | 0 | 0 | 0 | 0 | 0 | 0 | 0 | 100 | 50 |
| 76 | KERALA | Kasaragod | 0 | 0 | 0 | 0 | 0 | 0 | 0 | 144 | 82 |
| 77 | KERALA | Kollam | 0 | 0 | 0 | 0 | 0 | 0 | 0 | 50 | 25 |
| 78 | KERALA | Kottayam | 0 | 0 | 0 | 0 | 0 | 0 | 0 | 75 | 64 |
| 79 | KERALA | Kozhikode | 0 | 0 | 0 | 0 | 0 | 0 | 53 | 100 | 50 |
| 80 | KERALA | Malappuram | 0 | 0 | 0 | 0 | 0 | 0 | 146 | 233 | 197 |
| 81 | KERALA | Palakkad | 0 | 0 | 0 | 0 | 0 | 0 | 0 | 101 | 50 |
| 82 | KERALA | Pathanamthitta | 0 | 0 | 0 | 0 | 0 | 0 | 0 | 0 | 0 |
| 83 | KERALA | Thiruvananthapuram | 0 | 0 | 0 | 0 | 0 | 0 | 0 | 100 | 0 |
| 84 | KERALA | Thrissur | 0 | 0 | 0 | 0 | 0 | 0 | 3 | 54 | 40 |
| 85 | MADHYA PRADESH | Bhopal | 0 | 0 | 9 | 38 | 0 | 9 | 400 | 0 | 0 |
| 86 | MADHYA PRADESH | East Nimar | 0 | 0 | 10 | 20 | 0 | 10 | 225 | 0 | 0 |
| 87 | MADHYA PRADESH | Indore | 0 | 0 | 0 | 0 | 0 | 0 | 498 | 0 | 0 |
| 88 | MADHYA PRADESH | Mandsaur | 0 | 0 | 26 | 90 | 0 | 26 | 460 | 0 | 0 |
| 89 | MADHYA PRADESH | Ratlam | 0 | 0 | 20 | 79 | 0 | 20 | 300 | 0 | 0 |
| 90 | MADHYA PRADESH | Shajapur | 0 | 0 | 31 | 87 | 0 | 56 | 395 | 0 | 0 |
| 91 | MADHYA PRADESH | Sheopur * | 0 | 0 | 42 | 116 | 0 | 42 | 45 | 0 | 0 |
| 92 | MADHYA PRADESH | West Nimar | 0 | 0 | 18 | 68 | 0 | 18 | 274 | 0 | 0 |
| 93 | MAHARASHTRA | Ahmadnagar | 45 | 0 | 3 | 795 | 241 | 3 | 0 | 0 | 0 |
| 94 | MAHARASHTRA | Akola | 1 | 0 | 0 | 62 | 31 | 0 | 110 | 79 | 22 |
| 95 | MAHARASHTRA | Amravati | 2 | 0 | 0 | 54 | 27 | 0 | 250 | 0 | 0 |
| 96 | MAHARASHTRA | Aurangabad | 6 | 0 | 0 | 972 | 190 | 0 | 0 | 0 | 0 |
| 97 | MAHARASHTRA | Bid | 38 | 0 | 2 | 546 | 234 | 2 | 0 | 0 | 0 |
| 98 | MAHARASHTRA | Buldana | 14 | 0 | 0 | 106 | 39 | 0 | 170 | 140 | 29 |
| 99 | MAHARASHTRA | Chandrapur | 50 | 0 | 0 | 100 | 50 | 0 | 125 | 0 | 0 |
| 100 | MAHARASHTRA | Dhule | 93 | 0 | 0 | 262 | 85 | 0 | 27 | 0 | 0 |
| 101 | MAHARASHTRA | Hingoli * | 18 | 0 | 5 | 115 | 55 | 5 | 34 | 0 | 0 |
| 102 | MAHARASHTRA | Jalgaon | 38 | 0 | 0 | 188 | 94 | 0 | 101 | 0 | 5 |
| 103 | MAHARASHTRA | Jalna | 50 | 0 | 0 | 158 | 57 | 0 | 100 | 5 | 2 |
| 104 | MAHARASHTRA | Latur | 74 | 0 | 0 | 174 | 87 | 0 | 95 | 0 | 0 |
| 105 | MAHARASHTRA | MAHARASHTRA (Greater Mumbai (M.Corp.) | | | | | | | | | |

| S. No. | State | District | No of School | | | Teachers' | CIVIL WORKS | | | | |
|--------|-------------|-------------------|--------------|----|-----|--------------------|-------------|-----|-----|---------|----------------------------|
| | | | EGS to PS | PS | UPS | Total New Teachers | PS | UPS | ACR | Toilets | Drinkin _g Water |
| 106 | MAHARASHTRA | Nagpur | 0 | 0 | 0 | 80 | 40 | 0 | 270 | 15 | 25 |
| 107 | MAHARASHTRA | Nanded | 53 | 0 | 0 | 156 | 73 | 0 | 230 | 7 | 0 |
| 108 | MAHARASHTRA | Nashik | 179 | 0 | 0 | 1214 | 268 | 0 | 0 | 0 | 0 |
| 109 | MAHARASHTRA | Osmanabad | 8 | 0 | 0 | 136 | 67 | 0 | 42 | 0 | 0 |
| 110 | MAHARASHTRA | Parbhani | 24 | 0 | 0 | 104 | 29 | 0 | 164 | 0 | 0 |
| 111 | MAHARASHTRA | Pune | 50 | 0 | 4 | 264 | 80 | 4 | 380 | 11 | 8 |
| 112 | MAHARASHTRA | Raigarh | 222 | 0 | 3 | 553 | 119 | 3 | 81 | 0 | 0 |
| 113 | MAHARASHTRA | Ratnagiri | 14 | 0 | 1 | 29 | 14 | 1 | 200 | 25 | 0 |
| 114 | MAHARASHTRA | Satara | 31 | 0 | 6 | 266 | 99 | 6 | 70 | 0 | 0 |
| 115 | MAHARASHTRA | Thane | 124 | 0 | 18 | 1222 | 290 | 18 | 0 | 0 | 0 |
| 116 | MAHARASHTRA | Washim * | 0 | 0 | 0 | 0 | 0 | 0 | 90 | 125 | 51 |
| 117 | MAHARASHTRA | Yavatmal | 87 | 0 | 0 | 320 | 108 | 0 | 177 | 0 | 0 |
| 118 | MEGHALAYA | East Khasi Hills | 70 | 0 | 31 | 233 | 70 | 90 | 0 | 0 | 0 |
| 119 | MEGHALAYA | West Garo Hills | 80 | 0 | 70 | 370 | 80 | 210 | 100 | 0 | 0 |
| 120 | MIZORAM | Aizawl | 0 | 0 | 5 | 14 | 0 | 0 | 14 | 350 | 0 |
| 121 | NAGALAND | Dimapur * | 0 | 0 | 1 | 3 | 0 | 0 | 139 | 56 | 0 |
| 122 | NAGALAND | Kohima | 0 | 0 | 1 | 3 | 0 | 0 | 66 | 22 | 0 |
| 123 | ORISSA | Bhadrak * | 0 | 31 | 43 | 191 | 31 | 43 | 333 | 0 | 0 |
| 124 | PONDICHERY | Karaikal | 0 | 5 | 0 | 10 | 0 | 0 | 50 | 0 | 0 |
| 125 | PUNJAB | Amritsar | 6 | 0 | 0 | 12 | 6 | 0 | 0 | 49 | 2 |
| 126 | PUNJAB | Bathinda | 0 | 0 | 0 | 0 | 0 | 0 | 43 | 4 | 15 |
| 127 | PUNJAB | Faridkot | 0 | 0 | 0 | 0 | 0 | 0 | 0 | 0 | 0 |
| 128 | PUNJAB | Fatehgarh Sahib * | 3 | 0 | 50 | 156 | 3 | 50 | 0 | 14 | 20 |
| 129 | PUNJAB | Firozpur | 1 | 0 | 12 | 38 | 1 | 12 | 201 | 4 | 4 |
| 130 | PUNJAB | Gurdaspur | 1 | 0 | 0 | 2 | 1 | 0 | 392 | 10 | 10 |
| 131 | PUNJAB | Jalandhar | 1 | 0 | 0 | 2 | 1 | 0 | 176 | 0 | 0 |
| 132 | PUNJAB | Kapurthala | 1 | 0 | 11 | 35 | 1 | 11 | 4 | 24 | 0 |
| 133 | PUNJAB | Ludhiana | 5 | 0 | 0 | 10 | 5 | 0 | 43 | 0 | 0 |
| 134 | PUNJAB | Mansa * | 4 | 0 | 0 | 8 | 4 | 0 | 115 | 16 | 3 |
| 135 | PUNJAB | Moga * | 0 | 0 | 0 | 0 | 0 | 0 | 65 | 71 | 1 |
| 136 | PUNJAB | Muktsar * | 0 | 0 | 0 | 0 | 0 | 0 | 81 | 3 | 0 |
| 137 | PUNJAB | Patiala | 0 | 0 | 22 | 66 | 0 | 22 | 168 | 39 | 40 |
| 138 | PUNJAB | Rupnagar | 0 | 0 | 10 | 30 | 0 | 10 | 0 | 2 | 1 |
| 139 | PUNJAB | Sangrur | 0 | 0 | 0 | 0 | 0 | 0 | 138 | 13 | 0 |
| 140 | RAJASTHAN | Banswara | 0 | 0 | 248 | 744 | 0 | 0 | 339 | 20 | 0 |
| 141 | RAJASTHAN | Chittaurgarh | 0 | 0 | 0 | 0 | 0 | 0 | 322 | 34 | 14 |
| 142 | RAJASTHAN | Churu | 0 | 0 | 0 | 0 | 0 | 0 | 149 | 26 | 3 |

| S. No. | State | District | No of School | | | Teachers' | CIVIL WORKS | | | | |
|--------|---------------|-----------------------|--------------|----|-----|--------------------|-------------|-----|-----|---------|----------------|
| | | | EGS to PS | PS | UPS | Total New Teachers | PS | UPS | ACR | Toilets | Drinking Water |
| 143 | RAJASTHAN | Jhunjhunun | 0 | 0 | 0 | 0 | 0 | 0 | 0 | 16 | 6 |
| 144 | RAJASTHAN | Nagaur | 0 | 0 | 0 | 0 | 0 | 0 | 515 | 64 | 17 |
| 145 | RAJASTHAN | Sawai Madhopur | 0 | 0 | 0 | 0 | 0 | 0 | 56 | 8 | 5 |
| 146 | RAJASTHAN | Sikar | 0 | 0 | 0 | 0 | 0 | 0 | 168 | 38 | 12 |
| 147 | RAJASTHAN | Tonk | 0 | 0 | 0 | 0 | 0 | 0 | 243 | 14 | 7 |
| 148 | TAMIL NADU | Coimbatore | 0 | 0 | 57 | 79 | 0 | 57 | 315 | 0 | 0 |
| 149 | TAMIL NADU | Dharmapuri | 0 | 0 | 40 | 102 | 0 | 40 | 13 | 0 | 0 |
| 150 | TAMIL NADU | Dindigul | 0 | 0 | 44 | 67 | 0 | 44 | 16 | 0 | 0 |
| 151 | TAMIL NADU | Kanniyakumari | 0 | 0 | 0 | 3 | 0 | 0 | 59 | 0 | 0 |
| 152 | TAMIL NADU | Nagapattinam * | 0 | 0 | 25 | 40 | 0 | 25 | 0 | 0 | 0 |
| 153 | TAMIL NADU | The Nilgiris | 0 | 0 | 5 | 8 | 0 | 5 | 0 | 0 | 0 |
| 154 | TAMIL NADU | Thoothukkudi | 0 | 0 | 20 | 28 | 0 | 20 | 51 | 0 | 0 |
| 155 | TAMIL NADU | Tirunelveli | 0 | 0 | 15 | 26 | 0 | 15 | 0 | 0 | 0 |
| 156 | TAMIL NADU | Vellore | 0 | 0 | 79 | 99 | 0 | 79 | 449 | 0 | 0 |
| 157 | UTTAR PRADESH | Aligarh | 71 | 5 | 78 | 386 | 76 | 78 | 228 | 6 | 0 |
| 158 | UTTAR PRADESH | Ambedkar Nagar * | 51 | 1 | 78 | 338 | 52 | 78 | 0 | 3 | 0 |
| 159 | UTTAR PRADESH | Azamgarh | 39 | 2 | 173 | 601 | 41 | 173 | 775 | 21 | 1 |
| 160 | UTTAR PRADESH | Baghpat * | 0 | 0 | 3 | 9 | 0 | 3 | 0 | 1 | 0 |
| 161 | UTTAR PRADESH | Bahraich | 75 | 7 | 116 | 512 | 82 | 116 | 300 | 17 | 0 |
| 162 | UTTAR PRADESH | Balrampur * | 115 | 3 | 61 | 419 | 118 | 61 | 445 | 2 | 0 |
| 163 | UTTAR PRADESH | Barabanki | 105 | 4 | 107 | 539 | 109 | 107 | 0 | 8 | 11 |
| 164 | UTTAR PRADESH | Bareilly | 31 | 3 | 52 | 224 | 34 | 52 | 500 | 82 | 28 |
| 165 | UTTAR PRADESH | Bijnor | 31 | 0 | 41 | 185 | 31 | 41 | 44 | 0 | 0 |
| 166 | UTTAR PRADESH | Budaun | 24 | 5 | 28 | 142 | 29 | 28 | 150 | 0 | 0 |
| 167 | UTTAR PRADESH | Bulandshahr | 3 | 7 | 80 | 260 | 10 | 80 | 209 | 20 | 0 |
| 168 | UTTAR PRADESH | Etah | 62 | 2 | 68 | 332 | 64 | 68 | 300 | 38 | 12 |
| 169 | UTTAR PRADESH | Etawah | 44 | 4 | 10 | 126 | 48 | 10 | 52 | 1 | 0 |
| 170 | UTTAR PRADESH | Faizabad | 25 | 2 | 74 | 276 | 27 | 74 | 200 | 27 | 0 |
| 171 | UTTAR PRADESH | Fatehpur | 34 | 2 | 141 | 495 | 36 | 141 | 725 | 17 | 7 |
| 172 | UTTAR PRADESH | Firozabad | 41 | 14 | 82 | 356 | 55 | 82 | 261 | 23 | 8 |
| 173 | UTTAR PRADESH | Gautam Buddha Nagar * | 17 | 0 | 0 | 34 | 17 | 0 | 35 | 0 | 0 |
| 174 | UTTAR PRADESH | Ghaziabad | 14 | 1 | 15 | 75 | 15 | 15 | 0 | 31 | 0 |
| 175 | UTTAR PRADESH | Ghazipur | 95 | 7 | 100 | 504 | 102 | 100 | 515 | 9 | 2 |
| 176 | UTTAR PRADESH | Gonda | 96 | 0 | 126 | 570 | 96 | 126 | 937 | 26 | 5 |
| 177 | UTTAR PRADESH | Hardoi | 30 | 0 | 199 | 657 | 30 | 199 | 510 | 5 | 5 |
| 178 | UTTAR PRADESH | Jalaun | 5 | 8 | 17 | 77 | 13 | 17 | 58 | 67 | 18 |
| 179 | UTTAR PRADESH | Jaunpur | 10 | 9 | 20 | 98 | 19 | 20 | 316 | 28 | 4 |

| S. No. | State | District | No of School | | | Teachers' | CIVIL WORKS | | | | |
|--------|---------------|----------------------------|--------------|------------|-------------|--------------------|-------------|-------------|--------------|-------------|----------------|
| | | | EGS to PS | PS | UPS | Total New Teachers | PS | UPS | ACR | Toilets | Drinking Water |
| 180 | UTTAR PRADESH | Jyotiba Phule Nagar * | 44 | 1 | 55 | 255 | 45 | 55 | 100 | 0 | 0 |
| 181 | UTTAR PRADESH | Kannauj * | 20 | 8 | 23 | 125 | 28 | 23 | 120 | 0 | 0 |
| 182 | UTTAR PRADESH | Kanpur Nagar | 60 | 7 | 28 | 218 | 67 | 28 | 51 | 33 | 12 |
| 183 | UTTAR PRADESH | Lucknow | 50 | 0 | 34 | 202 | 50 | 34 | 35 | 89 | 34 |
| 184 | UTTAR PRADESH | Mahoba * | 11 | 2 | 25 | 101 | 13 | 25 | 36 | 4 | 1 |
| 185 | UTTAR PRADESH | Mau | 21 | 3 | 25 | 123 | 24 | 25 | 319 | 17 | 0 |
| 186 | UTTAR PRADESH | Meerut | 0 | 0 | 0 | 0 | 0 | 0 | 85 | 0 | 0 |
| 187 | UTTAR PRADESH | Moradabad | 22 | 3 | 120 | 410 | 25 | 120 | 0 | 62 | 19 |
| 188 | UTTAR PRADESH | Muzaffarnagar | 1 | 2 | 23 | 75 | 3 | 23 | 289 | 21 | 6 |
| 189 | UTTAR PRADESH | Pilibhit | 40 | 7 | 20 | 154 | 47 | 20 | 125 | 30 | 4 |
| 190 | UTTAR PRADESH | Pratapgarh | 41 | 2 | 110 | 416 | 43 | 110 | 76 | 17 | 0 |
| 191 | UTTAR PRADESH | Rampur | 11 | 7 | 75 | 261 | 18 | 75 | 95 | 0 | 0 |
| 192 | UTTAR PRADESH | Saharanpur | 14 | 1 | 7 | 51 | 15 | 7 | 107 | 11 | 0 |
| 193 | UTTAR PRADESH | Sant Ravidas Nagar Bhadoh | 20 | 1 | 31 | 135 | 21 | 31 | 250 | 3 | 0 |
| 194 | UTTAR PRADESH | Shahjahanpur | 68 | 0 | 86 | 394 | 68 | 86 | 445 | 5 | 0 |
| 195 | UTTAR PRADESH | Shahjahanpur | | | | | | | | | |
| 196 | UTTAR PRADESH | Sitapur | 60 | 0 | 60 | 300 | 60 | 60 | 339 | 6 | 5 |
| 197 | UTTAR PRADESH | Suitanpur | 40 | 0 | 214 | 722 | 40 | 214 | 600 | 24 | 0 |
| 198 | UTTAR PRADESH | Unnao | 59 | 3 | 141 | 547 | 62 | 141 | 153 | 0 | 0 |
| 199 | UTTAR PRADESH | Varanasi | 10 | 0 | 3 | 29 | 10 | 3 | 233 | 43 | 0 |
| 200 | UTTARANCHAL | Nainital | 41 | 1 | 15 | 129 | 42 | 15 | 150 | 0 | 0 |
| 201 | UTTARANCHAL | Udham Singh Nagar * | 0 | 0 | 11 | 33 | 0 | 11 | 212 | 322 | 0 |
| 202 | WEST BENGAL | Darjiling | 0 | 0 | 0 | 0 | 0 | 0 | 0 | 0 | 0 |
| 203 | WEST BENGAL | Haora | 0 | 0 | 106 | 318 | 0 | 106 | 0 | 140 | 0 |
| 204 | WEST BENGAL | Hugli | 0 | 0 | 212 | 636 | 0 | 212 | 350 | 127 | 0 |
| 205 | WEST BENGAL | Murshidabad | 0 | 0 | 205 | 729 | 0 | 205 | 0 | 115 | 0 |
| 206 | WEST BENGAL | North Twenty Four Parganas | 0 | 0 | 153 | 459 | 0 | 153 | 1350 | 432 | 0 |
| 207 | WEST BENGAL | South Twenty Four Pargana | 0 | 0 | 250 | 750 | 0 | 250 | 1524 | 150 | 0 |
| 208 | WEST BENGAL | Uttar Dinajpur | 0 | 0 | 60 | 181 | 0 | 60 | 850 | 25 | 0 |
| | | Grand Total | 3635 | 777 | 7264 | 44808 | 9220 | 6724 | 37279 | 8688 | 2984 |

Agenda Note on Opening of Schools and Providing Access

- 1 Sarva Shiksha Abhiyan provides for opening of new schools the following norms.
 - (a) Opening of a primary school or an EGS; Within One Kilometer of every habitation. Provision for opening of new schools as per State norms or for setting up EGS like schools in unserved habitations.
 - (b) Upper Primary schools/sections School: As per requirement, based on the number of children completing primary education, up to a ceiling of one upper primary school/ section for every two primary schools.

- 2 **Schools Sanctioned under SSA:-**Under SSA 1, 50,232 Primary Schools and 1, 24,889 Upper Primary Schools have been sanctioned upto 2007-08. Of these 2, 75,121 Schools, 1, 35,289 Primary Schools and 1,05,395 Upper Primary Schools have been opened.

The States that are yet to open all the schools are as follows:-

- (a) The States that have more balance schools for opening at primary level are West Bengal (6000), Bihar (1572), Rajasthan(66), Jharkhand (989), Gujarat (730), Karnataka (485), Orissa (474), Tamil Nadu (372), Uttarakhand (345), Manipur (265), Kerala (124)
 - (b) The States that have more balance school for opening at upper primary level are MP (10960), Orissa (6694), West Bengal (3324), Bihar (1134), UP (1125), Meghalaya (591), Tamil Nadu (364), Jharkhand (308), Andhra Pradesh (234), Manipur (141)
 - (c) **The States are advised to open all the schools and furnish the report to GoI by September 30th, 2008** The State wise details are at Annexure-I
-
- 3 **Ratio of Primary to Upper Schools.** Though the PS to UPS ratio has improved from 2.8:1 (2003-04) to 2.5:1 (2006-07). There are States and districts with adverse PS: UPS ratio (>2:1).

- (a) There are 13 States with ratio of primary to upper primary schools more than the national average of 2.5:1. The primary to upper primary ratio is adverse in:

| | | |
|----|-------------------|------|
| 1 | West Bengal | 5.41 |
| 2 | Arunachal Pradesh | 4.39 |
| 3 | Jharkhand | 3.8 |
| 4 | Assam | 3.61 |
| 5 | Sikkim | 3.54 |
| 6 | Meghalaya | 3.5 |
| 7 | Bihar | 2.94 |
| 8 | Uttarakhand | 2.8 |
| 9 | Uttar Pradesh | 2.83 |
| 10 | Goa | 2.83 |
| 11 | Orissa | 2.70 |
| 12 | Manipur | 2.71 |
| 13 | Madhya Pradesh | 2.7 |

- The districts with ratio of PS to UPS above 2:5 are 311 (DISE 2006-07). The States with high number of districts are UP (47), MP (28), Bihar (33), Orissa (21), Assam (23), Tamil Nadu (17), West Bengal (20), Rajasthan (13), & Jharkhand (22). The details of number of such districts are in Annexure-II.
- **The States are advised to concentrate on unscrved areas while opening up the upper primary schools.**

5. **Sanctions for 2008-09**

- (a) 10393 Primary Schools and 19992 Upper Primary schools have been sanctioned in 2008-09.

| | Target for 2008-09 | States with high sanctions for 2008-09 |
|------------------------------------|---|---|
| Primary schools to be opened | 10393 | UP (3033), J &K (1797),Maharastra (1625), Orissa (1139) |
| Upper primary schools to be opened | 19992(including class VIII in Arunachal Pradesh & Kanataka) | UP (4398), WB (3300), Bihar (3141), Jharkhand (1908), J &K (1517), MP (1013), TN (1005), Rajasthan (1000) |
| Total | 30385 | |

- (b) The States wise details of sanctions of 2008-09 are in Annexure – III.

The States are requested to send information on opening of schools regularly, in the format (Annexure-IV) at the end of every quarter to Anamika Mehta, (anamika_mehta(@rediffmail.com) Consultant, Monitoring Unit, TSG, Ed.CIL, 10-B, Indraprastha Estate, New Delhi.

6. **While considering for the opening of schools, the States are advised to consider.**

- (i) Opening of PS/ UPS in villages with SC population above 40% as per list of such villages indicated by Dept. of School Education and Literacy, Govt. of India.
- (ii) Opening of PS/UPS in 338 towns/cities with substantial minority population, wherever gap exists.
- (iii) While opening of schools in 88 Minority concentration districts to choose the locations as appropriate considering Minority concentration area.

- (iv) Opening of PS/ UPS in districts/ blocks with substantial tribal population, as per State norms for tribal areas.
- (v) The States are advised to undertake mapping and ensure that projections for filling up of the gaps such that saturation for Primary and Upper Primary is achieved. The States are requested to share district wise details by October 2008 with GoI.
- (c) GoI has sought information vide our letter no. D.O.No.9-15/2007EE.XI dated 2.7.2007 on district wise opening of schools under SSA. It is seen that only 6 states (Meghalaya, West Bengal, Andhra Pradesh, Arunachal Pradesh, Haryana, Mizoram,) have responded till now. 29 states have not responded. The details are in **Annexure V. The States are requested to provide information by 30th August 2008.**
- (d) 100691 EGS has been upgraded PS/UPS by the States up till. However, it is not clear how many have actually completed their buildings, recruited teachers and received TLE Grant. The States were requested to provide such information vide our letter dated 23rd May, 2008. **No States have responded till now.** The States are requested to send information (**Annexure-VI**) by 30th September 2008 to Shri Adil Rasheed, Consultant, AIE Unit, 10-B, I.P.Estate, New Delhi-110002, email:adiltsg@gmail.com.
- (e) The States and UTs have made commitments during PAB meeting of 2008-09 to provide complete access to the habitation. The States are advised to send to MHRD the action taken on there commitments by 30th September 2008. (**Annexure-VII**)

Opening of New Schools under SSA

| S.No. | State | Primary Schools | | | | Upper Primary schools | | | |
|-------|----------------------|--------------------------------|----------------------------|-----------------|------------------|--------------------------------|----------------------------|-----------------|------------------|
| | | Cumulative Target Upto 2007-08 | Achievement till 31.3.2008 | Balance schools | Achievement in % | Cumulative Target Upto 2007-08 | Achievement till 31.3.2008 | Balance schools | Achievement in % |
| 1 | Andaman & Nicobar | 10 | 4 | 6 | 40 | 5 | 3 | 2 | 60 |
| 2 | Andhra Pradesh | 2606 | 3162 | 0 | 121 | 5007 | 5705 | 0 | 114 |
| 3 | Arunachal Pradesh | 810 | 574 | 236 | 71 | 568 | 334 | 234 | 59 |
| 4 | Assam | 0 | 0 | 0 | 0 | 0 | 0 | 0 | 0 |
| 5 | Bihar | 18301 | 16729 | 1572 | 91 | 11861 | 10727 | 1134 | 90 |
| 6 | Chandigarh | 22 | 14 | 8 | 64 | 6 | 4 | 2 | 67 |
| 7 | Chhattisgarh | 9267 | 9267 | 0 | 100 | 7096 | 7096 | 0 | 100 |
| 8 | Dadar & Nagar Haveli | 92 | 58 | 34 | 63 | 44 | 15 | 29 | 34 |
| 9 | Daman & Diu | 8 | 0 | 8 | 0 | 4 | 0 | 4 | 0 |
| 10 | Delhi | 6 | 4 | 2 | 67 | 0 | 0 | 0 | 0 |
| 11 | Goa | 8 | 5 | 3 | 63 | 0 | 0 | 0 | 0 |
| 12 | Gujarat | 831 | 101 | 730 | 12 | 0 | 0 | 0 | 0 |
| 13 | Haryana | 821 | 821 | 0 | 100 | 1480 | 1480 | 0 | 100 |
| 14 | HP | 0 | 0 | 0 | 0 | 1138 | 1066 | 72 | 94 |
| 15 | J&K | 7677 | 7767 | 0 | 101 | 3415 | 3471 | 0 | 102 |
| 16 | Jharkhand | 17843 | 16854 | 989 | 94 | 7640 | 7332 | 308 | 96 |
| 17 | Karnataka | 2441 | 1956 | 485 | 80 | 1623 | 1746 | 0 | 108 |
| 18 | Kerala | 263 | 0 | 263 | 0 | 2 | 0 | 2 | 0 |
| 19 | Lakshdweep | 7 | 0 | 7 | 0 | 4 | 2 | 2 | 50 |
| 20 | Madhya Pradesh | 25968 | 25968 | 0 | 100 | 24496 | 13536 | 10960 | 55 |
| 21 | Maharashtra | 4426 | 590 | 3836 | 13 | 180 | 154 | 26 | 86 |
| 22 | Manipur | 265 | 0 | 265 | 0 | 141 | 0 | 141 | 0 |
| 23 | Meghalaya | 1604 | 1604 | 0 | 100 | 1814 | 1223 | 591 | 67 |
| 24 | Mizoram | 222 | 167 | 55 | 75 | 217 | 130 | 87 | 60 |
| 25 | Nagaland | 0 | 0 | 0 | 0 | 56 | 0 | 56 | 0 |
| 26 | Orissa | 5334 | 4860 | 474 | 91 | 8801 | 6911 | 6694 | 79 |
| 27 | Pondicherry | 39 | 5 | 34 | 13 | 11 | 0 | 11 | 0 |
| 28 | Punjab | 1102 | 1098 | 4 | 100 | 1 | 0 | 1 | 0 |
| 29 | Rajasthan | 28046 | 27980 | 66 | 100 | 17980 | 17980 | 0 | 100 |
| 30 | Sikkim | 46 | 5 | 41 | 11 | 41 | 40 | 1 | 98 |
| 31 | Tamilnadu | 1982 | 1610 | 372 | 81 | 3726 | 3362 | 364 | 90 |
| 32 | Tripura | 740 | 674 | 66 | 91 | 646 | 646 | 0 | 100 |
| 33 | UP | 12163 | 12475 | 0 | 103 | 22168 | 21043 | 1125 | 95 |
| 34 | Uttarakhand | 1282 | 937 | 345 | 73 | 996 | 991 | 5 | 99 |
| 35 | West Bengal | 6000 | 0 | 6000 | 0 | 3722 | 398 | 3324 | 11 |
| | Total | 150232 | 135289 | 15901 | 90 | 124889 | 105395 | 25175 | 84 |

Annexure-II

| State | District | PS : UPS |
|-------------------|---------------------|----------|
| Andhra Pradesh | ADILABAD | 2.76 |
| Andhra Pradesh | ANANTAPUR | 2.51 |
| Andhra Pradesh | CHITTOOR | 2.96 |
| Andhra Pradesh | CUDDAPAH | 2.91 |
| Andhra Pradesh | EAST GODAVARI | 2.50 |
| Andhra Pradesh | GUNTUR | 3.02 |
| Andhra Pradesh | KHAMMAM | 2.61 |
| Andhra Pradesh | NELLORE | 3.02 |
| Andhra Pradesh | PRAKASAM | 3.42 |
| Andhra Pradesh | SRIKAKULAM | 2.79 |
| Andhra Pradesh | VISAKHAPATNAM | 3.53 |
| Andhra Pradesh | VIZIANAGARAM | 3.52 |
| Andhra Pradesh | WEST GODAVARI | 2.90 |
| Arunachal Pradesh | CHANGLANG | 6.30 |
| Arunachal Pradesh | DIBANG VALLEY | 7.22 |
| Arunachal Pradesh | EAST KAMENG | 4.88 |
| Arunachal Pradesh | EAST SIANG | 3.29 |
| Arunachal Pradesh | KURUNG KUMEY | 6.43 |
| Arunachal Pradesh | LOHIT | 5.45 |
| Arunachal Pradesh | LOWER DIBANG VALLEY | 2.70 |
| Arunachal Pradesh | LOWER SUBANSIRI | 5.52 |
| Arunachal Pradesh | PAPUM PARE | 2.56 |
| Arunachal Pradesh | TAWANG | 4.61 |
| Arunachal Pradesh | TIRAP | 3.07 |
| Arunachal Pradesh | UPPER SIANG | 3.78 |
| Arunachal Pradesh | UPPER SUBANSIRI | 6.35 |
| Arunachal Pradesh | WEST KAMENG | 2.64 |
| Arunachal Pradesh | WEST SIANG | 4.10 |
| Assam | BARPETA | 3.43 |
| Assam | BONGAIGAON | 3.25 |
| Assam | CACHAR | 5.10 |
| Assam | DARRANG | 3.78 |
| Assam | DHEMAJI | 2.91 |
| Assam | DHUBRI | 4.07 |
| Assam | DIBRUGARH | 4.72 |
| Assam | GOALPARA | 3.42 |
| Assam | GOLAGHAT | 2.65 |
| Assam | HAILAKANDI | 3.82 |
| Assam | JORHAT | 2.65 |
| Assam | KAMRUP | 2.95 |
| Assam | KARBI ANGLONG | 4.90 |
| Assam | KARIMGANJ | 4.45 |
| Assam | KOKRAJHAR | 4.70 |
| Assam | LAKHIMPUR | 2.78 |
| Assam | MARIGAON | 3.35 |
| Assam | NAGAON | 3.13 |
| Assam | NALBARI | 2.85 |
| Assam | NORTH CACHAR HILLS | 3.90 |
| Assam | SIBSAGAR | 3.83 |
| Assam | SONITPUR | 6.08 |
| Assam | TINSUKIA | 5.00 |

| | | |
|------------------|--------------------|------|
| Bihar | ARARIA | 2.95 |
| Bihar | AURANGABAD (BIHAR) | 2.93 |
| Bihar | BANKA | 3.88 |
| Bihar | BEGUSARAI | 2.64 |
| Bihar | BHAGALPUR | 3.34 |
| Bihar | BHOJPUR | 3.75 |
| Bihar | BUXAR | 2.58 |
| Bihar | GAYA | 3.42 |
| Bihar | GOPALGANJ | 2.77 |
| Bihar | JAMUI | 2.74 |
| Bihar | JEHANABAD | 2.95 |
| Bihar | KATIHAR | 3.38 |
| Bihar | KHAGARIA | 3.12 |
| Bihar | KISHANGANJ | 2.58 |
| Bihar | LAKHISARAI | 2.75 |
| Bihar | MADHEPURA | 3.11 |
| Bihar | MADHUBANI | 2.60 |
| Bihar | MUZAFFARPUR | 3.54 |
| Bihar | NALANDA | 2.70 |
| Bihar | NAWADA | 3.49 |
| Bihar | PASHCHIM CHAMPARAN | 2.70 |
| Bihar | PATNA | 3.16 |
| Bihar | PURBA CHAMPARAN | 2.64 |
| Bihar | PURNIA | 4.21 |
| Bihar | ROHTAS | 2.70 |
| Bihar | SAHARSA | 2.71 |
| Bihar | SARAN | 2.78 |
| Bihar | SHEIKHPURA | 2.57 |
| Bihar | SHEOHAR | 2.96 |
| Bihar | SITAMARHI | 2.51 |
| Bihar | SIWAN | 3.02 |
| Bihar | SUPAUL | 2.86 |
| Bihar | VAISHALI | 3.86 |
| Chhattisgarh | Baster | 2.67 |
| Chhattisgarh | Dantewada | 4.05 |
| Chhattisgarh | Jashpur | 2.78 |
| Chhattisgarh | Kanker | 2.71 |
| Goa | NORTH GOA | 2.84 |
| Goa | SOUTH GOA | 2.81 |
| Gujarat | THE DANGS | 3.16 |
| Haryana | Ambala | 2.59 |
| Haryana | Kurukshetra | 2.73 |
| Haryana | Yamunanagar | 2.68 |
| Himachal Pradesh | BILASPUR (H.P.) | 2.54 |
| Himachal Pradesh | CHAMBA | 2.79 |
| Himachal Pradesh | KULLU | 3.26 |
| Himachal Pradesh | LAHUL & SPITI | 3.23 |
| Himachal Pradesh | MANDI | 2.59 |
| Himachal Pradesh | SHIMLA | 2.64 |
| Himachal Pradesh | SIRMAUR | 3.08 |
| Jammu & Kashmir | DODA | 3.00 |
| Jammu & Kashmir | KUPWARA | 2.56 |

| | | |
|-----------------|---------------------|------|
| Jammu & Kashmir | LEH (LADDAKH) | 2.73 |
| Jammu & Kashmir | UDHAMPUR | 2.63 |
| Jharkhand | BOKARO | 3.72 |
| Jharkhand | CHATRA | 4.27 |
| Jharkhand | DEOGHAR | 3.94 |
| Jharkhand | DHANBAD | 3.86 |
| Jharkhand | DUMKA | 3.85 |
| Jharkhand | GARHWA | 3.91 |
| Jharkhand | GIRIDIH | 4.70 |
| Jharkhand | GODDA | 3.50 |
| Jharkhand | GUMLA | 3.85 |
| Jharkhand | HAZARIBAG | 3.51 |
| Jharkhand | JAMTARA | 3.88 |
| Jharkhand | KODARMA | 4.03 |
| Jharkhand | LATEHAR | 3.86 |
| Jharkhand | LOHARDAGA | 3.25 |
| Jharkhand | PAKAUR | 4.89 |
| Jharkhand | PALAMU | 4.19 |
| Jharkhand | PASHCHIMI SINGHBHUM | 2.78 |
| Jharkhand | PURBI SINGHBHUM | 2.56 |
| Jharkhand | RANCHI | 3.79 |
| Jharkhand | SAHIBGANJ | 4.20 |
| Jharkhand | SARAIKELA-KHARSAWAN | 4.35 |
| Jharkhand | SIMDEGA | 3.42 |
| Karnataka | BANGALORE RURAL | 2.73 |
| Karnataka | KOLAR | 2.76 |
| Karnataka | RAICHUR | 2.72 |
| Madhya Pradesh | BALAGHAT | 2.73 |
| Madhya Pradesh | BARWANI | 3.97 |
| Madhya Pradesh | BETUL | 2.54 |
| Madhya Pradesh | CHHATARPUR | 2.60 |
| Madhya Pradesh | CHHINDWARA | 2.95 |
| Madhya Pradesh | DAMOH | 2.60 |
| Madhya Pradesh | DHAR | 4.06 |
| Madhya Pradesh | DINDORI | 4.54 |
| Madhya Pradesh | GUNA | 2.72 |
| Madhya Pradesh | JHABUA | 4.88 |
| Madhya Pradesh | KATNI | 2.62 |
| Madhya Pradesh | KHANDWA | 2.79 |
| Madhya Pradesh | KHARGONE | 2.72 |
| Madhya Pradesh | MANDLA | 3.32 |
| Madhya Pradesh | MANDSAUR | 3.79 |
| Madhya Pradesh | MORENA | 2.52 |
| Madhya Pradesh | NARSIMHAPUR | 4.20 |
| Madhya Pradesh | NEEMUCH | 2.61 |
| Madhya Pradesh | RAJGARH | 2.52 |
| Madhya Pradesh | RATLAM | 2.54 |
| Madhya Pradesh | REWA | 2.94 |
| Madhya Pradesh | SAGAR | 4.58 |
| Madhya Pradesh | SHAHDOL | 3.17 |
| Madhya Pradesh | SHAJAPUR | 3.25 |
| Madhya Pradesh | SHIVPURI | 3.82 |

| | | |
|----------------|------------------|------|
| Madhya Pradesh | SIDHI | 2.96 |
| Madhya Pradesh | TIKAMGARH | 2.66 |
| Madhya Pradesh | UJJAIN | 3.20 |
| Maharashtra | NANDURBAR | 2.78 |
| Manipur | CHANDEL | 4.05 |
| Manipur | SENAPATI | 3.82 |
| Manipur | TAMENGLONG | 4.36 |
| Manipur | UKHRUL | 4.21 |
| Meghalaya | EAST GARO HILLS | 4.28 |
| Meghalaya | EAST KHASI HILLS | 2.93 |
| Meghalaya | JAINTIA HILLS | 3.29 |
| Meghalaya | RI BHOI | 2.68 |
| Meghalaya | SOUTH GARO HILLS | 5.37 |
| Meghalaya | WEST GARO HILLS | 3.40 |
| Meghalaya | WEST KHASI HILLS | 3.87 |
| Nagaland | TUENSANG | 2.73 |
| Nagaland | ZUNHEBOTO | 2.57 |
| Orissa | ANUGUL | 2.59 |
| Orissa | BARGARH | 2.55 |
| Orissa | BHADRAK | 3.35 |
| Orissa | BOLANGIR | 2.86 |
| Orissa | CUTTACK | 2.86 |
| Orissa | DEBAGARH | 2.86 |
| Orissa | DHENKANAL | 2.54 |
| Orissa | GAJAPATI | 3.53 |
| Orissa | GANJAM | 2.68 |
| Orissa | KALAHANDI | 3.29 |
| Orissa | KANDHAMAL | 3.21 |
| Orissa | KEONJHAR | 2.54 |
| Orissa | KORAPUT | 4.16 |
| Orissa | MALKANGIRI | 4.85 |
| Orissa | MAYURBHANJ | 2.79 |
| Orissa | NABARANGAPUR | 4.00 |
| Orissa | NUAPADA | 2.76 |
| Orissa | RAYAGADA | 4.06 |
| Orissa | SAMBALPUR | 2.71 |
| Orissa | SONAPUR | 2.91 |
| Orissa | SUNDARGARH | 2.70 |
| Punjab | FATEHGARH SAHIB | 3.54 |
| Punjab | GURDASPUR | 2.91 |
| Punjab | HOSHIARPUR | 2.51 |
| Punjab | PATIALA | 2.79 |
| Punjab | RUPNAGAR | 2.97 |
| Rajasthan | Banswara | 4.44 |
| Rajasthan | Barmer | 4.82 |
| Rajasthan | Bhilwara | 2.83 |
| Rajasthan | Bundi | 2.56 |
| Rajasthan | Chittaurgarh | 2.57 |
| Rajasthan | Dungarpur | 3.93 |
| Rajasthan | Jaisalmer | 3.87 |
| Rajasthan | Jalor | 3.00 |
| Rajasthan | Jodhpur | 2.84 |

| | | |
|---------------|---------------------|------|
| Rajasthan | Karauli | 2.53 |
| Rajasthan | Rajsamand | 2.99 |
| Rajasthan | Sirohi | 3.08 |
| Rajasthan | Udaipur | 3.34 |
| Sikkim | EAST SIKKIM | 2.86 |
| Sikkim | NORTH SIKKIM | 4.06 |
| Sikkim | SOUTH SIKKIM | 4.01 |
| Sikkim | WEST SIKKIM | 3.72 |
| Tamil Nadu | Cuddalore | 2.51 |
| Tamil Nadu | Dharmapuri | 2.66 |
| Tamil Nadu | Dindigul | 3.09 |
| Tamil Nadu | Erode | 2.78 |
| Tamil Nadu | Karur | 2.91 |
| Tamil Nadu | Pudukkottai | 2.85 |
| Tamil Nadu | Ramanathapuram | 3.22 |
| Tamil Nadu | Salem | 2.51 |
| Tamil Nadu | Sivaganga | 2.83 |
| Tamil Nadu | Thanjavur | 2.61 |
| Tamil Nadu | Thiruvarur | 2.86 |
| Tamil Nadu | Thoothukkudi | 2.74 |
| Tamil Nadu | Tirunelveli | 2.64 |
| Tamil Nadu | Tiruvannamalai | 2.86 |
| Tamil Nadu | Vellore | 2.68 |
| Tamil Nadu | Viluppuram | 2.54 |
| Tamil Nadu | Virudhunagar | 2.71 |
| Tripura | DHALAI | 2.82 |
| Uttar Pradesh | AGRA | 3.15 |
| Uttar Pradesh | AMBEDKAR NAGAR | 2.65 |
| Uttar Pradesh | AZAMGARH | 2.68 |
| Uttar Pradesh | BAHRAICH | 3.48 |
| Uttar Pradesh | BALLIA | 3.15 |
| Uttar Pradesh | BALRAMPUR | 2.78 |
| Uttar Pradesh | BARABANKI | 3.14 |
| Uttar Pradesh | BAREILLY | 3.12 |
| Uttar Pradesh | BASTI | 2.82 |
| Uttar Pradesh | BIJNOR | 3.03 |
| Uttar Pradesh | BUDAUN | 3.43 |
| Uttar Pradesh | BULANDSHAHR | 3.27 |
| Uttar Pradesh | DEORIA | 3.31 |
| Uttar Pradesh | FARRUKHABAD | 2.87 |
| Uttar Pradesh | FATEHPUR | 2.96 |
| Uttar Pradesh | FIROZABAD | 3.14 |
| Uttar Pradesh | GAUTAM BUDDHA NAGAR | 2.56 |
| Uttar Pradesh | GHAZIPUR | 4.31 |
| Uttar Pradesh | GONDA | 2.99 |
| Uttar Pradesh | GORAKHPUR | 2.85 |
| Uttar Pradesh | HARDOI | 3.90 |
| Uttar Pradesh | HATHRAS | 3.23 |
| Uttar Pradesh | JAUNPUR | 3.53 |
| Uttar Pradesh | JYOTIBA PHULE NAGAR | 2.54 |
| Uttar Pradesh | KANNAUJ | 2.85 |
| Uttar Pradesh | KANPUR DEHAT | 3.15 |

| | | |
|---------------|-------------------|------|
| Uttar Pradesh | KHERI | 3.41 |
| Uttar Pradesh | KUSHINAGAR | 2.99 |
| Uttar Pradesh | LUCKNOW | 2.74 |
| Uttar Pradesh | MAHARAJGANJ | 3.28 |
| Uttar Pradesh | MAINPURI | 2.71 |
| Uttar Pradesh | MATHURA | 2.89 |
| Uttar Pradesh | MAU | 3.23 |
| Uttar Pradesh | MIRZAPUR | 2.89 |
| Uttar Pradesh | MUZAFFARNAGAR | 3.51 |
| Uttar Pradesh | PILIBHIT | 2.82 |
| Uttar Pradesh | PRATAPGARH | 3.52 |
| Uttar Pradesh | RAE BARELI | 3.57 |
| Uttar Pradesh | RAMPUR | 3.71 |
| Uttar Pradesh | SAHARANPUR | 2.65 |
| Uttar Pradesh | SANT KABIR NAGAR | 3.15 |
| Uttar Pradesh | SHAHJAHANPUR | 3.73 |
| Uttar Pradesh | SHRAWASTI | 2.65 |
| Uttar Pradesh | SITAPUR | 3.12 |
| Uttar Pradesh | SONBHADRA | 2.79 |
| Uttar Pradesh | SULTANPUR | 3.66 |
| Uttar Pradesh | UNNAO | 3.46 |
| Uttaranchal | ALMORA | 3.37 |
| Uttaranchal | BAGESHWAR | 3.51 |
| Uttaranchal | CHAMOLI | 2.74 |
| Uttaranchal | CHAMPAWAT | 2.86 |
| Uttaranchal | HARIDWAR | 2.73 |
| Uttaranchal | NAINITAL | 3.40 |
| Uttaranchal | PITHORAGARH | 3.03 |
| Uttaranchal | RUDRAPRAYAG | 2.65 |
| Uttaranchal | TEHRI GARHWAL | 2.54 |
| Uttaranchal | UDHAM SINGH NAGAR | 2.57 |
| Uttaranchal | UTTARKASHI | 2.86 |
| West Bengal | Bankura | 7.67 |
| West Bengal | Bardhaman | 4.90 |
| West Bengal | Birbhum | 5.91 |
| West Bengal | Dakshin Dinajpur | 8.18 |
| West Bengal | Darjiling | 5.83 |
| West Bengal | Haora | 4.51 |
| West Bengal | Hugli | 4.84 |
| West Bengal | Jalpaiguri | 6.64 |
| West Bengal | Koch Bihar | 8.58 |
| West Bengal | Kolkata | 2.52 |
| West Bengal | Maldah | 5.71 |
| West Bengal | Murshidabad | 5.83 |
| West Bengal | Nadia | 5.41 |
| West Bengal | North 24 Parganas | 4.02 |
| West Bengal | Pachim Medinipur | 6.12 |
| West Bengal | Purbi Medinipur | 5.68 |
| West Bengal | Puruliya | 8.37 |
| West Bengal | Siliguri | 3.85 |
| West Bengal | South 24 Parganas | 4.67 |
| West Bengal | Uttar Dinajpur | 7.61 |

State-wise No. of Districts with Pry : U.Pry above 2.5

| | |
|-------------------|------------|
| Andhra Pradesh | 13 |
| Arunachal Pradesh | 15 |
| Assam | 23 |
| Bihar | 33 |
| Chhattisgarh | 4 |
| Goa | 2 |
| Gujarat | 1 |
| Haryana | 3 |
| Himachal Pradesh | 7 |
| Jammu & Kashmir | 4 |
| Jharkhand | 22 |
| Karnataka | 3 |
| Madhya Pradesh | 28 |
| Maharashtra | 1 |
| Manipur | 4 |
| Meghalaya | 7 |
| Nagaland | 2 |
| Orissa | 21 |
| Punjab | 5 |
| Rajasthan | 13 |
| Sikkim | 4 |
| Tamil Nadu | 17 |
| Tripura | 1 |
| Uttar Pradesh | 47 |
| Uttaranchal | 11 |
| West Bengal | 20 |
| TOTAL | 311 |

State-wise Pry : U.Pry

| | | |
|-------------------|-------------------|------|
| Andhra Pradesh | Andhra Pradesh | 2.43 |
| Arunachal Pradesh | Arunachal Pradesh | 4.39 |
| Assam | Assam | 3.61 |
| Bihar | Bihar | 2.94 |
| Chhattisgarh | Chhattisgarh | 2.20 |
| Delhi | Delhi | 1.77 |
| Gujarat | Gujarat | 1.45 |
| Haryana | Haryana | 1.88 |
| Himachal Pradesh | Himachal Pradesh | 2.49 |
| Jammu & Kashmir | Jammu & Kashmir | 2.30 |
| Jharkhand | Jharkhand | 3.75 |
| Karnataka | Karnataka | 2.02 |
| Kerala | Kerala | 1.81 |
| Madhya Pradesh | Madhya Pradesh | 2.68 |
| Maharashtra | Maharashtra | 1.50 |
| Manipur | Manipur | 2.71 |
| Meghalaya | Meghalaya | 3.47 |
| Mizoram | Mizoram | 1.59 |
| Nagaland | Nagaland | 2.32 |
| Orissa | Orissa | 2.70 |

| | | |
|---------------------------|---------------------------|-------------|
| Pondicherry | Pondicherry | 1.53 |
| Punjab | Punjab | 2.19 |
| Rajasthan | Rajasthan | 2.35 |
| Sikkim | Sikkim | 3.54 |
| Tamil Nadu | Tamil Nadu | 2.40 |
| Tripura | Tripura | 2.15 |
| Uttar Pradesh | Uttar Pradesh | 2.83 |
| Uttaranchal | Uttaranchal | 2.79 |
| West Bengal | West Bengal | 5.41 |
| Andamans & Nicobar Island | Andamans & Nicobar Island | 1.69 |
| Chandigarh | Chandigarh | 1.09 |
| Daman & Diu | Daman & Diu | 1.39 |
| Dadra Nagar Haveli | Dadra Nagar Haveli | 2.38 |
| Goa | Goa | 2.83 |
| Lakshadweep | Lakshadweep | 1.85 |
| | Over All | 2.45 |

Annexure-III

Targets approved during 2008-09 for Opening of new schools

| S.No. | State | 2008-09 | | | Total | Remarks |
|-------|----------------------|--------------|--------------|------------|--------------|--|
| | | PS | UPS | Class VIII | | |
| 1 | Andaman & Nicobar | 0 | 0 | 0 | 0 | |
| 2 | Andhra Pradesh | 0 | 0 | 0 | 0 | |
| 3 | Arunachal Pradesh | 213 | 67 | 28 | 308 | 28 residential elementary schools sanctioned are taken as 28 primary + 28 UPS for opening of new schools and civil works |
| 4 | Assam | 0 | 0 | 0 | 0 | |
| 5 | Bihar | 541 | 3141 | 0 | 3682 | |
| 6 | Chandigarh | 8 | 4 | 0 | 12 | |
| 7 | Chhattisgarh | 9 | 25 | 0 | 34 | |
| 8 | Dadar & Nagar Haveli | 0 | 5 | 0 | 5 | |
| 9 | Daman & Diu | 0 | 0 | 0 | 0 | |
| 10 | Delhi | 4 | 0 | 0 | 4 | |
| 11 | Goa | 0 | 0 | 0 | 0 | |
| 12 | Gujarat | 0 | 0 | 0 | 0 | |
| 13 | Haryana | 0 | 0 | 0 | 0 | |
| 14 | HP | 0 | 228 | 0 | 228 | |
| 15 | J&K | 1797 | 1517 | 0 | 3314 | |
| 16 | Jharkhand | 431 | 1908 | 0 | 2339 | |
| 17 | Karnataka | 313 | 450 | 101 | 864 | |
| 18 | Kerala | 124 | 2 | 0 | 126 | |
| 19 | Lakshadweep | 1 | 3 | 0 | 4 | |
| 20 | Madhya Pradesh | 0 | 1013 | 0 | 1013 | |
| 21 | Maharashtra | 1625 | 50 | 0 | 1675 | |
| 22 | Manipur | 0 | 0 | 0 | 0 | |
| 23 | Meghalaya | 497 | 298 | 0 | 795 | |
| 24 | Mizoram | 13 | 66 | 0 | 79 | |
| 25 | Nagaland | 5 | 4 | 0 | 9 | |
| 26 | Orissa | 1139 | 872 | 0 | 2011 | |
| 27 | Pondicherry | 5 | 0 | 0 | 5 | |
| 28 | Punjab | 31 | 134 | 0 | 165 | |
| 29 | Rajasthan | 0 | 1000 | 0 | 1000 | |
| 30 | Sikkim | 11 | 1 | 0 | 12 | |
| 31 | Tamil Nadu | 0 | 1005 | 0 | 1005 | |
| 32 | Tripura | 376 | 118 | 0 | 494 | |
| 33 | UP | 3033 | 4398 | 0 | 7431 | |
| 34 | Uttarakhand | 217 | 254 | 0 | 471 | |
| 35 | West Bengal | 0 | 3300 | 0 | 3300 | |
| | Total | 10393 | 19863 | 129 | 30385 | |

| Sl. No. | States/UTs | District wise Response Received |
|---------|----------------------|---------------------------------|
| 1 | Andaman & Nicobar | No |
| 2 | Andhra Pradesh | Yes |
| 3 | Arunachal Pradesh | Yes |
| 4 | Assam | No |
| 5 | Bihar | No |
| 6 | Chandigarh | No |
| 7 | Chhasttisgarh | No |
| 8 | Dadar & Nagar Haveli | No |
| 9 | Daman & Diu | No |
| 10 | Delhi | No |
| 11 | Goa | No |
| 12 | Gujarat | No |
| 13 | Haryana | Yes |
| 14 | Himachal Pradesh | No |
| 15 | Jammu & Kashmir | No |
| 16 | Jharkhand | No |
| 17 | Karnataka | No |
| 18 | Kerala | No |
| 19 | Lakshadweep | No |
| 20 | Madhya Pradesh | No |
| 21 | Maharashtra | No |
| 22 | Manipur | No |
| 23 | Meghalaya | No |
| 24 | Mizoram | Yes |
| 25 | Nagaland | No |
| 26 | Orissa | No |
| 27 | Pondicherry | No |
| 28 | Punjab | No |
| 29 | Rajasthan | No |
| 30 | Sikkim | No |
| 31 | Tamil Nadu | No |
| 32 | Tripura | No |
| 33 | Uttar Pradesh | No |
| 34 | Uttrakhand | No |
| 35 | West Bengal | Yes |

EGS Upgradation into Primary School

As on 30th June, 2008

| S. No | State | Cumulative Target till 31.03.08 | Cumulative Achievement till 31.03.08 | Target in 2008-09 | Achievement in 2008-09 (as on ----) | Building | | Teachers | | Teaching Learning Equipment | | Remarks |
|-------|-------------------|---------------------------------|--------------------------------------|-------------------|-------------------------------------|------------|-------------|------------|----------|-----------------------------|----------|---------|
| | | | | | | Sanctioned | Constructed | Sanctioned | Provided | Sanctioned | Provided | |
| 1 | A&N Island | | | | | | | | | | | |
| 2 | Andhra Pradesh | | | | | | | | | | | |
| 3 | Arunachal Pradesh | | | | | | | | | | | |
| 4 | Assam | | | | | | | | | | | |
| 5 | Bihar | | | | | | | | | | | |
| 6 | Chandigarh | | | | | | | | | | | |
| 7 | Chattisgarh | | | | | | | | | | | |
| 8 | D&N Haveli | | | | | | | | | | | |
| 9 | Daman & Diu | | | | | | | | | | | |
| 10 | Delhi | | | | | | | | | | | |
| 11 | Goa | | | | | | | | | | | |
| 12 | Gujarat | | | | | | | | | | | |
| 13 | Haryana | | | | | | | | | | | |
| 14 | Himachal Pradesh | | | | | | | | | | | |
| 15 | Jammu & Kashmir | | | | | | | | | | | |
| 16 | Jharkhand | | | | | | | | | | | |
| 17 | Karnataka | | | | | | | | | | | |
| 18 | Kerala | | | | | | | | | | | |
| 19 | Lakshadweep | | | | | | | | | | | |
| 20 | Madhya Pradesh | | | | | | | | | | | |
| 21 | Maharashtra | | | | | | | | | | | |
| 22 | Manipur | | | | | | | | | | | |
| 23 | Meghalaya | | | | | | | | | | | |
| 24 | Mizoram | | | | | | | | | | | |
| 25 | Nagaland | | | | | | | | | | | |
| 26 | Orissa | | | | | | | | | | | |
| 27 | Pondicherry | | | | | | | | | | | |
| 28 | Punjab | | | | | | | | | | | |
| 29 | Rajasthan | | | | | | | | | | | |
| 30 | Sikkim | | | | | | | | | | | |
| 31 | Tamil Nadu | | | | | | | | | | | |
| 32 | Tripura | | | | | | | | | | | |
| 33 | Uttar Pradesh | | | | | | | | | | | |
| 34 | Uttaranchal | | | | | | | | | | | |
| 35 | West Bengal | | | | | | | | | | | |
| | Total | | | | | | | | | | | |

| Sl. No. | States/Uts | Commitement by the States on Access |
|---------|----------------------|---|
| 1 | Andaman & Nicobar | Schools sanctioned in earlier years shall be operationalised by July, 2008. |
| 2 | Andhra Pradesh | Minutes awaited |
| 3 | Arunachal Pradesh | The State will under take mapping for requirement of primary and upper primary schools in under served areas. It will also consider policy for opening of schools with relaxed norms and small schools for unserved areas with scattered population. It will provide a supplmentary proposal by July 2008, if necessary |
| 4 | Assam | The State should also urgently evolve a policy for opening upper primary as the ratio of PS to UPS in the State is 1:29 |
| 5 | Bihar | The State will under take mapping for requirement of primary and upper primary schools in under served areas and prepare a plan phasing the requirements in the next three years. It will also make efforts for providing land for building of all the new schools opened under the SSA. It will provide a supplementary proposal by July 2008, if necessary. |
| 6 | Chandigarh | Minutes awaited |
| 7 | Chhasttisgarh | 100% access to primary and upper primary schooling will be ensured by operationalising all sanctioned schools under SSA at the beginning of academic session 2008-09. |
| 8 | Dadar & Nagar Haveli | 100% access to primary schooling by 2008-09 and open all primary schools sanctioned till 2007-08 by June 2008. |
| 9 | Daman & Diu | NA |
| 10 | Delhi | Delhi assured that all schools would be made operational this year |
| 11 | Goa | NA |
| 12 | Gujarat | NA |
| 13 | Haryana | The State will undertake mapping for requirement of primary and upper primary schools in under served areas. It will also consider polciy for opening fo schools with relaxed norms and small schools for unserved areas with scattered population. |
| 14 | Himachal Pradesh | Upgradation of 228 primary schools to upper primary schools was approved. The upper primary will function in the same premises of the primary schools |
| 15 | Jammu & Kashmir | The State will under take mapping for requirement of primary and upper primary schools in under served areas. It will provide a supplementary proposal by July 2008, if necessary. |
| 16 | Jharkhand | The State will undertake mapping for requirement of primary and upper primary schools in under served areas. It will also consider polciy for opening fo schools with relaxed norms and small schools for unserved areas with scattered population. It will provide a supplementary proposal by July 2008, if necessary |

Annexure-VII

| | | |
|----|----------------|---|
| 17 | Karnataka | 100% access to primary schooling by 2008-09 |
| 18 | Kerala | 100% access to primary schooling by 2008-09 |
| 19 | Lakshadweep | 100% access to primary schooling by 2008-09 |
| 20 | Madhya Pradesh | PAB sanctioned 919 EGS centres for these habitations and requested the State to consider a policy for opening new schools in such habitations on revised State norms for sparsely populated areas |
| 21 | Maharashtra | 100% access to primary and upper primary schooling will be ensured by operationalising all sanctioned schools under SSA at the beginning of academic session 2008-09. |
| 22 | Manipur | The State has to undertake Upgrading LPS to PS if no PS within one Km: upgrading of PS to UPS |
| 23 | Meghalaya | 100% access to primary schooling by 2008-09. The State should open all primary schools, upper primary schools sanctioned till 2007-08 by July 2008. The State will map eligible habitations for Upper Primary School Access. |
| 24 | Mizoram | The State's proposal for upgradation of 66 primary schools to upper primary schools was accepted as per State norms. |
| 25 | Nagaland | State must upgrade 56 PS to UPS, sanctioned in previous year and open these schools by August-October 2008 positively |
| 26 | Orissa | The State will under take mapping for requirement of primary and upper primary schools in under served areas. 100% access to primary and upper primary schooling will be ensured by relaxing its policy on opening of schools, especially in case of tribal areas. In sparsely populated area it will provide residential facility and coverage of uncovered habitations after undertaking proper school mapping exercise. It will also consider policy for opening of schools with relaxed norms and small schools for unserved areas with scattered population. It will provide a supplementary proposal by July 2008, if necessary |
| 27 | Pondicherry | 100% access to primary schooling by 2008-09 and open all primary schools sanctioned till 2007-08 by June 2008 |
| 28 | Punjab | The State will under take mapping for requirement of primary and upper primary schools in under served areas. It will also consider policy for opening of schools with relaxed norms and small schools for unserved areas with scattered population. It will provide a supplementary proposal by July 2008. It will provide for ways and means for provision of land such that in all eligible 310 habitations PS can be opened |
| 29 | Rajasthan | 100% access to primary schooling would be provided in 2008-09. The State would open all upper primary schools by beginning of academic year 2008-09 i.e. July 2008. |
| 30 | Sikkim | 100 % access to primary schooling by 2007-08 |

| | | |
|----|---------------|--|
| 31 | Tamil Nadu | 100% access to primary schooling by 2008-09. The State would open all new upper primary schools by beginning of acadmic i.e. by June 2008 in the year 2008-09 |
| 32 | Tripura | Minutes awaited |
| 33 | Uttar Pradesh | Upgradation of 2781 EGS centres as primary schools and 252 new primary schools were approved. Upgradation of 4398 primary schools to upper primary schools were also approved. The new upper primary schools will be opened in the premises of existing primary schools. The State has opened only 5086 UPS out of 5512 UPS sanctioned for 2007-08. Also out of 813 PS sanctioned the State has opened only 798. The State should open all these schools remaining 426 UPS and 15 PS by June 2008. |
| 34 | Uttrakhand | The State will reduce the EGS centres to the barest minimum by critically examining the nexessity for each and every centre by zero based budgeting exercise. The State will evolve a differential State norm for formal small schools in sparsely populated areas of the State, for a sustainable solution |
| 35 | West Bengal | The State will under take mapping for requirement of primary and upper primary schools in under served areas and with habitation as a unit and distance norms of 1 km for primary school and 3 km for upper primary school. It will also take a decision on recognition of SSKs/MSKs as regular schools with a board for recognition under Panchayati Raj Department as suggested by the State executive Committee of SSA |
| | | The remaining up-gradation UPS sanctioned in 2007-08 be made fully operational by June 2008, the new academic session |
| | | The State should open primary schools in the remaining 969 school less villages by 2008-09 out of its own funds, as promised to PAB |
| | | |
| | | |

Agenda Note on Out of School Children and EGS/AIE Implementation

I Progress under EGS/AIE

1. Coverage under EGS

11.50 lakhs children were covered under EGS. Out of these, 10.49 lakhs children were covered at primary level and 1.01 lakhs children at upper primary level. **The total achievement in EGS was 93 % of the targeted children**, out of which 95 % were at primary level and 77 % at upper primary level. The state wise detail of progress under EGS is at **Annexure I**. Following are the states with low coverage under EGS.

| S. No | State | % Achievement in EGS at Primary | % Achievement in EGS at Upper primary | Total Achievement % |
|-------|-------------------|---------------------------------|---------------------------------------|---------------------|
| 1 | Maharashtra | 86.48 | 43.55 | 60.83 |
| 2 | Punjab | 69.61 | 0 | 69.61 |
| 3 | Himachal Pradesh | 76.17 | 0 | 76.17 |
| 4 | Arunachal Pradesh | 78.67 | 0 | 78.67 |
| 5 | Andhra Pradesh | 99.29 | 66.36 | 95.11 |
| | National | 95.28 | 77.53 | 93.38 |

2. Target and Progress on upgradation of EGS to Primary Schools

- i) EGS centres were provided for instant access in access less eligible habitations. This was a temporary arrangement for provision of schooling facility. These EGS centres were to be upgraded into primary schools after successfully running for 2 years. National picture on upgradation of EGS is given in the table below

| S. No | Year | EGS Upgraded into regular schools |
|-------|--------------|-----------------------------------|
| 1 | 2004-05 | 38384 |
| 2 | 2005-06 | 16812 |
| 3 | 2006-07 | 37972 |
| 4 | 2007-08 | 7523 |
| | Total | 100691 |

- ii) PAB had approved 12233 EGS centres for upgradation into primary schools during 2007-08. But states have upgraded only 7523 EGS centres into primary schools.
The state wise detail of EGS upgradation in 2007-08 is given at Annexure II
- iii) The states that have not been able to upgrade EGS to Primary School sanctioned for upgradation in 2007-08 are Rajasthan (645); Meghalya (267);

Kerala (124); Arunachal Pradesh (73) and Uttarakhand (17). These states are advised to upgrade these centres by September 2008 and furnish report to GOI.

- iv) The states in the PAB of 2007-08 had committed to formulate the state policy for upgradation of EGS into primary school. The commitments are pending. The details of the commitments are at Annexure III
- v) Though Orissa and Punjab have done away with EGS centres which were running for more than 2 years, both the states have committed that closure of 11,949 EGS centres (Punjab – 973, Orissa – 10976) will not affect children and they all will be enrolled in nearby school, Both the states have committed to track these children for next six months so that they do not drop out. These states are requested to furnish the report to GOI by 30th September 2008 on the status of the children who were going to the closed EGS.
- vi) With regard to EGS centres the target in 2008-09 are given to 12 states for 33, 173 centres. In view of the need to provide children studying in EGS with proper building, teachers and access to regular schooling it is desirable that the states upgrade their EGS to PS.
- vii) These states have given following commitments in the PAB 2008-09.

State made the following commitments to the PAB for the year 2008-2009.

Andaman & Nicobar

- Schools sanctioned in earlier years shall be operationalised by July, 2008.

Arunachal Pradesh

- The State will under take mapping for requirement of primary and upper primary schools in under served areas. It will also consider policy for opening of schools with relaxed norms and small schools for unserved areas with scattered population. It will provide a supplementary proposal by July 2008, if necessary.

Assam

- The State will share with MHRD the evaluation report of third party on the existing EGS centres by 30.04.08. **The State will immediately take follow up action to upgrade EGS centres on the basis of the finding of the evaluation.** As the EGS centres have been sanctioned only for 3 months. The policy should be evolved by 31.07.08
- The State should urgently evolve a policy for opening upper primary as the ratio of UPS in the State is 1:29.

Himachal Pradesh

- The State will ensure Universal Enrolment in 2008-09.
- The State will evolve a policy for upgradation of 331 EGS to formal schools by October 2008.

Madhya Pradesh

- The number of out of school children to be covered in 2008-09 is 1.81 lakhs. The State would ensure provision of adequate schooling facilities to cover all these children in 2008-09.

Maharashtra

- 100% access to primary and upper primary schooling will be ensured by operationalising all sanctioned schools under SSA at the beginning of academic session 2008-09

Manipur

- The State will formulate norms for upgrading PS to UPS within a period of 3 months.
- The State will also review the need for continuing existing EGS and formulate a policy for up gradation of EGS.

Meghalaya

- 100% access to primary schooling by 2008-09. The State should open all primary schools, upper primary schools sanctioned till 2007-08 by July 2008.
- The State will map eligible habitations for Upper Primary School Access.

Orissa

- The state will under take mapping for requirement of primary and upper primary schools in under served areas. 100% access to primary and upper primary schooling will be ensured by relaxing its policy on opening of schools, especially in case of tribal areas. In sparsely populated areas, especially in case of tribal areas, it will provide residential facility and coverage of uncovered habitations after undertaking proper school mapping exercise. It will also consider policy for opening of schools with relaxed norms and small schools for unserved areas with scattered population. It will provide a supplementary proposal by July 2008, if necessary.

3. Coverage under AIE

- Against the target of 48.38 lakhs children, **26.96 lakhs children were covered under AIE (56%)**. Out of these, 2.48 lakhs (56%) children were covered through residential bridge course (RBC) and 24.47 lakhs (56%) children were covered in non residential bridge course (NRBC) and other alternative and innovative interventions.
- Low coverage under AIE was reported by:
Haryana (46%), AP (44%), Bihar (40%), WB (37%), Jharkhand (35%), Sikkin (33%), Orissa (31%), MP (28%), Puducherry (26%), Goa (17%) and Delhi (2%)
- Some of the States have reported very low coverage under residential bridge course (RBCs). These states with their coverage are listed below.

| Sl. No. | State Name | Coverage (in per cent) |
|---------|----------------|------------------------|
| 1. | Andhra Pradesh | 44 |

| Sl. No. | State Name | Coverage (in per cent) |
|---------|-------------------|------------------------|
| 2. | Arunachal Pradesh | 34 |
| 3. | Bihar | 59 |
| 4. | Chhattisgarh | 57 |
| 5. | Haryana | 0 |
| 6. | Jharkhand | 19 |
| 7. | Madhya Pradesh | 50 |
| 8. | Orissa | 13 |
| 9. | Punjab | 11 |
| 10. | Rajasthan | 30 |
| 11. | Uttarakhand | 39 |

iv) The state wise coverage under AIE is in **Annexure – IV**

v) While undertaking implementation of AIE the states are advised to design context specific interventions particularly with reference to muslim minority children; urban deprived children; working children; migratory children; tribal children; SC & ST children. In 2007-08 the states were advised to track these categories of children in particular. The state reports with regard to the coverage of different categories of out of school children reveal the following.

a) Coverage under Madarsa/ Maktab

A total of 3457 Madarsa/ Maktab were supported under AIE covering 2.27 lakhs children during 2007-08. State wise coverage under Madarsa/ Maktab is given below.

| .S. No. | State | Number of Madarsa / Maktab supported under EGS/AIE | Number of boys enrolled | Number of girls enrolled | Total Enrollment |
|---------|--------------------------|--|-------------------------|--------------------------|------------------|
| 1. | Andhra Pradesh | 526 | 25112 | 16291 | 41403 |
| 2. | Bihar | 2105 | 83459 | 39210 | 122669 |
| 3. | Rajasthan | 213 | 8012 | 7396 | 15408 |
| 4. | Uttar Pradesh | 385 | 9969 | 8916 | 18885 |
| 5. | Uttarakhand | 73 | 2280 | 2018 | 4298 |
| | National Coverage | 3457 | 138945 | 75767 | 227423 |

In 2006-07, support to 2272 Madarsa/ Maktab was provided with a coverage of 1.15 lakhs children.

b) Coverage of Child labour under AIE

More than 12 thousand centres were made operational in 2007-08 for providing education to working children. These centres covered 50 thousand working children. State wise information is given below.

| Coverage of working children under AIE | | | |
|---|--------------------------|-----------------------------------|---------------------------------|
| S.No. | State | No. of Operational Centres | No. of Children Enrolled |
| 1. | Andhra Pradesh | 53 | 1944 |
| 2. | Haryana | 69 | 2458 |
| 3. | Jharkhand | 62 | 1265 |
| 4. | Madhya Pradesh | 597 | 25528 |
| 5. | Tamilnadu | 301 | 12508 |
| | National Coverage | 1206 | 49877 |

States are advised to converge with labour department for coverage of working children. In this connection a letter vide D.O No. F.18-1/07-EE.X1 dated 13 June 2007 has been issued to all the states.

c) Coverage of Urban deprived children

More than five thousand centres were made operational in 2007-08 for providing education to Urban Deprived Children. These centres covered 1.86 lakhs urban deprived children. State wise information is given below.

| Coverage of urban deprived children under AIE | | | |
|--|----------------|-----------------------------------|---------------------------------|
| S. No | State | No. of Operational Centres | No. of Children Enrolled |
| 1 | Andhra Pradesh | 225 | 9936 |
| 2 | Assam | 1240 | 39923 |
| 3 | Chandigarh UT | 176 | 6721 |
| 4 | Gujarat | 846 | 18672 |
| 5 | Haryana | 993 | 24112 |
| 6 | Madhya Pradesh | 162 | 6786 |
| 7 | Orissa | 171 | 5604 |
| 8 | Punjab | 423 | 14440 |
| 9 | Tamilnadu | 232 | 6021 |
| 10 | West Bengal | 722 | 35877 |
| | Total | 5631 | 186882 |

The states with high number of urban deprived children like Maharashtra, Delhi, U.P, West Bengal and Madhya Pardesh are advised to focus on this group of out of school children and cover them in 2008-09

d) Coverage of Seasonal Migrant children

A total of 2905 centres were made operational in 2007-08 for providing education to children affected due to seasonal migration. These centres covered 1.6 lakhs children of seasonal migrants. State wise information is given below.

Coverage of Migratory children

| S.No | State | No. of operational Centres | No. of Children Enrolled |
|------|--------------------------|----------------------------|--------------------------|
| 1 | Andhra Pradesh | 35 | 2365 |
| 2 | Assam | 316 | 12109 |
| 3 | Bihar | 27 | 799 |
| 4 | Gujarat | 235 | 9767 |
| 5 | Haryana | 376 | 9278 |
| 6 | Jharkhand | 52 | 2805 |
| 7 | Madhya Pradesh | 56 | 1714 |
| 8 | Maharashtra | 1481 | 107495 |
| 9 | Mizoram | 37 | 1082 |
| 10 | Orissa | 56 | 3399 |
| 11 | Tamilnadu | 101 | 3006 |
| 12 | Tripura | 73 | 3274 |
| | National Coverage | 2905 | 159868 |

The states like Punjab, Delhi , UP and West Bengal need to design strategies for the coverage of seasonal migrant children.

4. Mainstreaming of children from AIE

- i) Out of the total coverage under AIE, 9.06 lakhs children have been mainstreamed in regular schools which is 34 per cent only. The states with high per cent age of mainstreamed children are given below

| S. No | State | Children Mainstreamed (%) |
|-------|----------------|---------------------------|
| 1 | Mizoram | 100.00 |
| 2 | Andhra Pradesh | 75.10 |
| 3 | Rajasthan | 71.51 |
| 4 | Gujarat | 68.41 |
| 5 | Puducherry | 61.76 |
| 6 | Chandigarh UT | 55.58 |
| 7 | Uttarakhand | 52.19 |
| 8 | Punjab | 50.60 |

A follow-up mechanism has been set up for mainstreamed children: -

- School-wise tracking of mainstreamed children.
- Regular monitoring of attendance of such children.
- Counseling of parents with respect to their regular attendance in schools.
- Identification of problems and hard spots standing in their way.
- Diagnosis of academic needs of the children.
- Motivation of teachers in taking care of such children.
- Providing remedial teachings against suitable time schedule.

ii) The mainstreaming was particularly low in **Arunachal Pradesh, Chhatisgarh, Haryana and Tamil Nadu**. The state wise status of mainstreaming is at **Annexure – V**

iii) **The states are advised to focus on mainstreaming of children.**

iv) **The states are expected to develop a robust monitoring mechanism and regularly monitor the continuation of education of mainstreamed children.**

5. Direct Enrolment

i) **24.14 lakhs** children were covered through enrolment drives and were **directly enrolled** in regular schools. States have put more emphasis on covering children through direct enrolment in regular schools. The number of children covered through direct enrolment have exceeded the actual numbers planned initially at the time of AWP & B approvals in 2007-08.

ii) **More coverage through direct enrolment in regular schools**

Following table underlines some of the States which covered high number of children through direct enrolment in regular schools.

| Sl No. | Name of the State | Direct enrolment in regular schools | | |
|--------|--------------------------|-------------------------------------|----------------|---------------|
| | | Planned | Covered | Exceeded by |
| 1 | Bihar | 573096 | 954622 | 381526 |
| 2 | Dadra & Nagar Haveli | 0 | 567 | 567 |
| 3 | Delhi | 0 | 10000 | 10000 |
| 4 | Gujarat | 32308 | 39807 | 7499 |
| 5 | Haryana | 0 | 70000 | 70000 |
| 6 | Himachal Pradesh | 1359 | 2187 | 828 |
| 7 | Maharashtra | 38387 | 70256 | 31869 |
| 8 | Rajasthan | 31517 | 115234 | 83717 |
| 9 | Uttarakhand | 2606 | 4870 | 2264 |
| 10 | West Bengal | 407280 | 645013 | 237733 |
| | National Coverage | 1086553 | 1912556 | 826003 |

iii) States are advised to provide academic support and regularly track these children to ensure their retention.

iv) The children who belonged to older age group (9+) and were directly admitted in regular schools without any bridging intervention may need additional academic support which should be provided through remedial teaching. Also, regular tracking should be done so that the retention is ensured and children do not dropout.

6. Prospective targets for mainstreaming in 2008-09

The states have covered above 26 lakh children under AIE in 2007-08. Out of which 9.06 lakh children were mainstreamed in 2007-08 itself. It is important that remaining 17.9 lakh children are mainstreamed in 2008-09. The detail is at **Annexure VI**.

II. Status of Out of School Children

1. Trends of out of school children

| Year | Number of out of school children | Per cent age of out of school children in 6-14 years population |
|---------|----------------------------------|---|
| 2003-04 | 2,49,41,478 | -- |
| 2004-05 | 11,6,05,000 | -- |
| 2005-06 | 1,35,74,113 | 6.77 |
| 2006-07 | 70,56,077 | 3.57 |
| 2007-08 | 75,97,216 | 3.76 |
| 2008-09 | 45,05,057 | 2.19 |

* Source: AWP&B of states

2. The status of OOSC in 2008-09

| Sl. No. | Out of school children (6-14) years | National Indicators | States with adverse status |
|---------|-------------------------------------|---|---|
| 1 | Out of School Children | <ul style="list-style-type: none"> 45.05 | Bihar (10 lakh), UP (4.7 lakh), WB (4.5 lakh), Orissa (3.3 lakh) |
| 2 | All communities | <ul style="list-style-type: none"> 45.05 lakh 2.2% of the total child Population | Manipur (9.4%), Nagaland (9.2%), Arunachal Pradesh (6.7%), Assam (6.2%), Orissa (5.3%), Bihar (5.1%), Mizoram (4.9%), Chandigarh UT (4.5%), Meghalaya (4.3%), Chhattisgarh (3.6%), Haryana (3.5%), Jammu & Kashmir (3.4%), West Bengal (2.8%), Punjab (2.4%), Andhra Pradesh (2.3%) |
| 3 | Girls | <ul style="list-style-type: none"> 22.49 lakhs 49.94% of the total out of school children | Dadra & Nagar Haveli (71%), Goa (55%), Andhra Pradesh (54%), Rajasthan (54%), Jammu & Kashmir (54%), Manipur (53%), Uttarakhand (51%), Haryana (51%), Arunachal Pradesh (51%), Himachal Pradesh (51%), Bihar (51%), Chandigarh (50%)UT, Nagaland (50%), Jharkhand (50%), Tripura (50%) |
| 4 | Never Enrolled and Dropped out | <ul style="list-style-type: none"> 52.55% are never enrolled 47.45% are dropped out | State with more never enrolled OoSC Kerela, (89%), Daman & Diu (87%), Punjab (80%), Chandigarh UT (77%), Himachal Pradesh (77%), Gujarat (70%), Manipur (70%), Pondicherry (68%), Uttar Pradesh (67%), Madhya Pradesh (67%), Arunachal Pradesh (66%), Bihar (62%), Assam (62%), Nagaland (60%), Tripura (56%) |
| 5 | Age group | <ul style="list-style-type: none"> 23.79 lakhs out of school children are in 6-10 years age group It is 52% of the total out of | States with high No. of OOSC in 6-10 years age group. Daman & Diu (84.62), Chandigarh UT(76%), Kerela (73%), Puducherry (72%), Madhya Pradesh (69%), Gujarat (68%), Dadra & Nagar Haveli (68.32), Rajasthan (66%), Karnataka (62%), Punjab (61.05), |

| Sl. No. | Out of school children (6-14) years | National Indicators | States with adverse status |
|---------|-------------------------------------|--|---|
| | | school children • 21.26 lakhs are in 11-14 years age group • It is 47.9% of the total out of school children | Chhattisgarh (60.62), |
| 6 | SC | • 9.97 lakhs out of school children • 2.34% of SC children population (6-14) • 21.74% of the total out of school children | Meghalaya (33.51), Arunachal Pradesh (7.59), Bihar (7.12), Manipur (5.10), Haryana (4.58), Chandigarh UT (4.35), Assam (4.33), Punjab (3.35), Jharkhand (3.18), Orissa (3.01), Gujarat (2.82), West Bengal (2.80), Karnataka (2.53), Chhattisgarh (2.52), Sikkim (2.46), Jammu & Kashmir (2.38) |
| 7 | ST | • 8.18 lakhs out of school children • 3.72% of ST children population (6-14) • 18.17% of the total out of school children | Manipur (13.95), Bihar (10.73), Orissa (10.23), Nagaland (9.68), Arunachal Pradesh (7.54), Jammu & Kashmir (6.61), Chhattisgarh (6.48), Assam (5.89), Uttar Pradesh (5.03), Andhra Pradesh (4.64), Karnataka (4.57), Meghalaya (4.01) |
| 8 | Minority | • 9.40 lakhs out of school children • 3.43% of Muslim child population (6-14) • 21.07% of the total out of school children | Chandigarh UT (19.51), Punjab (19.46), Manipur (17.96), Haryana (16.51), Bihar (8.58), Orissa (8.52), Assam (7.41), Chhattisgarh (5.45), Meghalaya (5.01), Jammu & Kashmir (4.21), Jharkhand (3.48) |

- The summary sheet on numbers of out of school children is at **Annexure-VII**
- 39 districts have more than 25000 out of school children. The list is at **Annexure – VIII**.
- There are 269 districts where out of school girls are more than 50 % of the total out of school children. The list is at **Annexure – IX**.
- In 41 districts, 50% out of school children are SCs and there are 12 distt where SC children are more than 10,000. The list is at **Annexure – X A & X B**.
- In 108 districts 50 % out of school children are ST and there are 15 distt where SC children are more than 10,000.. The list is at **Annexure –XI A & XI B**.
- In 40 districts 50 % out of school children are Muslims. And there are 18 districts where Muslim children are more than 10,000. The list is at **Annexure – XII A & XII B**.

3. EGS Approvals for 2008-09

- 33,173 EGS centres have been sanctioned for 25, 47,580 children in 2008-09.
- PAB has sanctioned Rs. 37503.86 Lakhs for the coverage of these children in EGS in 2008-09. The State-wise details are at **Annexure - XIII**.

4. Alternative and Innovative Education Approvals for 2008-09

- In 2008-09, PAB has sanctioned Rs. 95936.62 lakhs for covering 35.41 lakhs children under AIE.
- **The State-wise details are at Annexure-XIV.**

5. States have planned various strategies for covering out of school children under AIE. Some context specific interventions are as follows.

| State | Strategy |
|----------------|---|
| Assam | Seasonal Hostel Community Coaching Programme Jyoti Kendras for Hard to reach urban deprived children |
| Chattisgarh | Seasonal Hostels Dormitory for Tribals |
| Delhi | Mobile Schools for street children |
| Gujrat | Back to School camps for children of seasonal migrants |
| Haryana | Remedial Teaching |
| J& K | Summer camps for nomads and migratory children |
| Jharkhand | Mobile Schools for nomads Back to school camp for children of seasonal migrants |
| Karnataka | Mobile schools Remedial camps Tent schools for the children of Brick kilns workers |
| Madhya Pradesh | Human Development Centres Hostels for the children of seasonal migrants Plat form schools for urban deprived children |
| Maharashtra | Seasonal Hostels Worksite schools for the children of workers in sugar cane factories |
| Mizoram | Mobile Schools Back to School Camps Remedial Teaching |
| Orissa | Seasonal Hostels for the children of seasonal migrants Remedial teaching |
| Rajasthan | Stay Homes in urban slums Bridge Course in urban slums AIE centres for urban areas |

| State | Strategy |
|-------------|---|
| Tamil Nadu | Flexi Schools Summer Camps |
| West Bengal | Sanjogi Shiksha Kendras for urban deprived children |

6. The states while implementing EGS/AIE component for 2008-09 are advised to focus on

- i) Urban deprived children, children of seasonal migrants and working children
- ii) Districts with large number of muslim and SC/ST out of school children
- iii) Deploy adequate manpower
- iv) The states are expected to develop a robust monitoring mechanism and regularly monitor the programme implementation and continuation of education of mainstreamed children.
- v) States are requested to document good practices of each district and disseminate these along with good practices of NGO involvement. The states are requested to share such documentation with Gol.
- vi) States should ensure that their EGS/AIE coordinators participate in all the Quarterly Review Meetings organized by MHRD along with relevant data.

| S.No. | State | Primary | | | Upper Primary | | | Total | | |
|-------|--------------------------|--------------------------------|---------------------|---------------|--------------------------------|---------------------|---------------|----------------|----------------|---------------|
| | | No. of children in EGS centres | | | No. of children in EGS centres | | | Target | Achievement | % Achievement |
| | | Target 2007-08 | Achievement 2007-08 | % Achievement | Target 2007-08 | Achievement 2007-08 | % Achievement | | | |
| 1 | Andaman & Nicobar Island | | | | | | #DIV/0! | 0 | 0 | #DIV/0! |
| 2 | Andhra Pradesh | 9060 | 8996 | 99.29 | 1320 | 876 | 66.36 | 10380 | 9872 | 95.11 |
| 3 | Arunachal Pradesh | 54480 | 42857 | 78.67 | | | #DIV/0! | 54480 | 42857 | 78.67 |
| 4 | Assam | 396177 | 413861 | 104.00 | | | #DIV/0! | 396177 | 413861 | 104.46 |
| 5 | Bihar | | | | | | #DIV/0! | 0 | 0 | #DIV/0! |
| 6 | Chandigarh UT | | | | | | #DIV/0! | 0 | 0 | #DIV/0! |
| 7 | Chhattisgarh | | | | | | #DIV/0! | 0 | 0 | #DIV/0! |
| 8 | Dadra & Nagar Haveli | | | | | | #DIV/0! | 0 | 0 | #DIV/0! |
| 9 | Daman & Diu | | | | | | #DIV/0! | 0 | 0 | #DIV/0! |
| 10 | Delhi | | | | | | #DIV/0! | 0 | 0 | #DIV/0! |
| 11 | Goa | | | | | | #DIV/0! | 0 | 0 | #DIV/0! |
| 12 | Gujarat | | | | | | #DIV/0! | 0 | 0 | #DIV/0! |
| 13 | Haryana | | | | | | #DIV/0! | 0 | 0 | #DIV/0! |
| 14 | Himachal Pradesh | 10360 | 7891 | 76.17 | | | #DIV/0! | 10360 | 7891 | 76.17 |
| 15 | Jammu & Kashmir | | | | | | #DIV/0! | 0 | 0 | #DIV/0! |
| 16 | Jharkhand | | | | | | #DIV/0! | 0 | 0 | #DIV/0! |
| 17 | Karnataka | | | | | | #DIV/0! | 0 | 0 | #DIV/0! |
| 18 | Kerala | | | | | | #DIV/0! | 0 | 0 | #DIV/0! |
| 19 | Lakshdweep | | | | | | #DIV/0! | 0 | 0 | #DIV/0! |
| 20 | Madhya Pradesh | | | | | | #DIV/0! | 0 | 0 | #DIV/0! |
| 21 | Maharashtra | 34006 | 29410 | 86.48 | 50499 | 21994 | 43.55 | 84505 | 51404 | 60.83 |
| 22 | Manipur | | | | | | #DIV/0! | 0 | 0 | #DIV/0! |
| 23 | Meghalaya | | | | 51221 | 51221 | 100.00 | 51221 | 51221 | 100.00 |
| 24 | Mizoram | 1631 | 1631 | 100.00 | 1348 | 1348 | 100.00 | 2979 | 2979 | 100.00 |
| 25 | Nagaland | | | | | | #DIV/0! | 0 | 0 | #DIV/0! |
| 26 | Orissa | 329390 | 310448 | 94.25 | 23510 | 21730 | 92.43 | 352900 | 332178 | 94.13 |
| 27 | Puducherry | 0 | 1366 | 0.00 | | | #DIV/0! | 0 | 1366 | #DIV/0! |
| 28 | Punjab | 86995 | 60561 | 69.61 | | | #DIV/0! | 86995 | 60561 | 69.61 |
| 29 | Rajasthan | | | | | | #DIV/0! | 0 | 0 | #DIV/0! |
| 30 | Sikkim | | | | | | #DIV/0! | 0 | 0 | #DIV/0! |
| 31 | Tamilnadu | | | | | | #DIV/0! | 0 | 0 | #DIV/0! |
| 32 | Tripura | 7631 | 7706 | 100.98 | | | #DIV/0! | 7631 | 7706 | 100.98 |
| 33 | Uttar Pradesh | 130050 | 124121 | 95.44 | | | #DIV/0! | 130050 | 124121 | 95.44 |
| 34 | Uttarakhand | 31720 | 30729 | 96.88 | 3510 | 4712 | 134.25 | 35230 | 35441 | 100.60 |
| 35 | West Bengal | 9608 | 9508 | 98.96 | | | #DIV/0! | 9608 | 9508 | 98.96 |
| | Total | 1101108 | 1049085 | 95.28 | 131408 | 101881 | 77.53 | 1232516 | 1150966 | 93.38 |

Upgradation of EGS into primary school in 2007-08

| S. No | State | EGS sanctioned for upgradation in 2007-08 | NO. of EGS upgraded in 2007-08 | Achievement in % |
|-------|--------------------------|---|--------------------------------|------------------|
| 1 | Andaman & Nicobar Island | 2 | 0 | 0.00 |
| 2 | Andhra Pradesh | 161 | 161 | 100.00 |
| 3 | Arunachal Pradesh | 213 | 144 | 67.61 |
| 4 | Jammu & Kashmir | 4225 | 4225 | 100.00 |
| 5 | Jharkhand | 1 | 0 | 0.00 |
| 6 | Karnataka | 52 | 52 | 100.00 |
| 7 | Kerela | 124 | 0 | 0.00 |
| 8 | Maharashtra | 3384 | 0 | 0.00 |
| 9 | Manipur | 181 | 0 | 0.00 |
| 10 | Meghalaya | 267 | 0 | 0.00 |
| 11 | Mizoram | 55 | 55 | 100.00 |
| 12 | Orissa | 933 | 933 | 100.00 |
| 13 | Punjab | 9 | 0 | 0.00 |
| 14 | Rajasthan | 2108 | 1463 | 69.40 |
| 15 | Sikkim | 11 | 0 | 0.00 |
| 16 | Tamilnadu | 164 | 164 | 100.00 |
| 17 | Uttaranchal | 343 | 326 | 95.04 |
| | Grand Total | 12233 | 7523 | 61.50 |

Source : PAB Minutes 2008-09

Annexure-III

State's Commitments and action taken regarding upgradation of EGS in 2007-08

| State | Commitment | Action taken | Comments |
|-------------------------|--|--|--|
| Assam | The state will evolve a policy for opening schools and up gradation of EGS Centres within a period of six months. EGS Centres cannot be continued indefinitely. | The decision to upgrade the EGS centres into primary school is pending with the Govt. of Assam. | State is yet to evolve a policy for opening new schools. State has commissioned a study to assess the need for upgradation of EGS centres with respect to availability of schooling facilities in their vicinity. The result is expected in April 2008. |
| Himachal Pradesh | The State will come up with a policy of opening schools in those habitations where EGS is running. | It is under concentration of the State Govt. | The State is yet to frame a policy. |
| Kerala | 100% access to primary schooling 2007-2008. The state should open all new primary schools approved by beginning of academic year during 2007-08 ie. by June 2007. | 100% access has been already ensured through formal schooling and AIE centres. Govt. has not opened new primary schools. | There is no provision of access in 559 wards on institutional basis. These wards are being covered under AIE. State has not opened 136 P.S sanctioned by the PAB on state's demand. |
| Manipur | The state will finalise its revised norms for opening schools and amend the Education Code by December, 2007, Differential policy for hill and valley districts would be evolved. The policy for smaller habitation would also be spelt out. | The draft State norm for opening of new school has been placed before the State Cabinet for consideration and approval. It is expected that the State norm will be finalized soon. | The commitment has not been met and a policy not been finalised, which will facilitate opening and upgradation of schools |
| | The state will reconcile its statistics on access less habitation. A school mapping will be done to indicate actual requirement of Primary Schools and Upper Primary Schools and relocation of EGS | Spade work for school has been started. Finalisation of the State norm for opening of new school was awaited for school mapping. Now the State Cabinet desires to have a | The commitment has not been met |

| State | Commitment | Action taken | Comments |
|--------------------|--|---|---|
| | centres | complete picture of the villages/habitations in need of primary school for finalisation of State norm. A through school mapping is attempted and is expected to be complete in the early part of 2008-09. | |
| Nagaland | State shall formulate policies to upgrade EGS centres and provide Primary schools in all eligible habitation. For this purpose the State shall undertake an infrastructure mapping also. | Effort is being made. School mapping is in good progress. The process is likely to be completed by June 2008. | Progress not satisfactory |
| Punjab | 100% access to primary schooling by 2007-08. The State should open all primary schools, upper primary schools sanctioned till 2006-07 by June 2007. It should also provide a plan for upgrading 1839 EGS centres to primary schools by September 2007. | Land constraints don't allow large scale upgradation of EGS Centers. Upgradation of only 31 EGS centers to primary schools has been proposed for 2008-09. | Progress not satisfactory |
| Uttarakhand | The State will evolve a policy for having schools in small habitations within a period of six to seven months as the EGS centers cannot be continued indefinitely. | State Govt. has taken a decision for upgradation of all eligible EGS centers in PS and remaining centers to be continued till 2010. | The state is yet to evolve a policy for upgradation of all EGS. |

| S.No. | State | RBC | | | AIE (NRBC, Innovation, others, | | | Total | | |
|-------|---------------------------|--------------------------|-------------------------------|---------------|--------------------------------|-------------------------------|---------------|--------------------------|-------------------------------|---------------|
| | | Target (No. of children) | Achievement (No. of children) | % Achievement | Target (No. of children) | Achievement (No. of children) | % Achievement | Target (No. of children) | Achievement (No. of children) | % Achievement |
| 1 | Andaman & Nicobar Island* | 27 | 0 | 0.00 | 180 | 180 | 100.00 | 207 | 180 | 86.96 |
| 2 | Andhra Pradesh | 55461 | 28243 | 50.92 | 194115 | 82628 | 42.57 | 249576 | 110871 | 44.42 |
| 3 | Arunachal Pradesh | 5146 | 3751 | 72.89 | 14040 | 7194 | 51.24 | 19186 | 10945 | 57.05 |
| 4 | Assam | 1200 | 1200 | 100.00 | 463738 | 416996 | 89.92 | 464938 | 418196 | 89.95 |
| 5 | Bihar | 55201 | 32922 | 59.64 | 1235233 | 494582 | 40.04 | 1290434 | 527504 | 40.88 |
| 6 | Chandigarh UT | 0 | 0 | 0.00 | 8600 | 7845 | 91.22 | 8600 | 7845 | 91.22 |
| 7 | Chhattisgarh | 37075 | 35940 | 96.94 | 10816 | 7195 | 66.52 | 47891 | 43135 | 90.07 |
| 8 | Dadra & Nagar Haveli* | 0 | 0 | 0.00 | 990 | | 0.00 | 990 | 0 | 0.00 |
| 9 | Daman & Diu* | 0 | 0 | 0.00 | 201 | 0 | 0.00 | 201 | 0 | 0.00 |
| 10 | Delhi | 2500 | 200 | 8.00 | 27500 | 500 | 1.82 | 30000 | 700 | 2.33 |
| 11 | Goa | 100 | 0 | 0.00 | 1815 | 334 | 18.40 | 1915 | 334 | 17.44 |
| 12 | Gujarat | 4666 | 862 | 18.47 | 134644 | 98037 | 72.81 | 139310 | 98899 | 70.99 |
| 13 | Haryana | 5040 | 0 | 0.00 | 170889 | 81953 | 47.96 | 175929 | 81953 | 46.58 |
| 14 | Himachal Pradesh | 0 | 0 | 0.00 | 422 | 418 | 99.05 | 422 | 418 | 99.05 |
| 15 | Jammu & Kashmir* | 0 | 0 | 0.00 | 80002 | 54867 | 68.58 | 80002 | 54867 | 68.58 |
| 16 | Jharkhand | 41096 | 8492 | 20.66 | 97532 | 40744 | 41.78 | 138628 | 49236 | 35.52 |
| 17 | Karnataka* | | | 0.00 | 118710 | 90608 | 76.33 | 118710 | 90608 | 76.33 |
| 18 | Kerala | | | 0.00 | 20791 | 15391 | 74.03 | 20791 | 15391 | 74.03 |
| 19 | Lakshdweep* | | | 0.00 | 168 | 0 | 0.00 | 168 | 0 | 0.00 |
| 20 | Madhya Pradesh | 54116 | 27119 | 50.11 | 242863 | 57087 | 23.51 | 296979 | 84206 | 28.35 |
| 21 | Maharashtra | 4303 | 4939 | 114.78 | 262746 | 148962 | 56.69 | 267049 | 153901 | 57.63 |
| 22 | Manipur* | | | 0.00 | 36606 | 36606 | 100.00 | 36606 | 36606 | 100.00 |
| 23 | Meghalaya* | 411 | 411 | 100.00 | 43279 | 43279 | 100.00 | 43690 | 43690 | 100.00 |
| 24 | Mizoram | 2661 | 1158 | 43.52 | 12162 | 12050 | 99.08 | 14823 | 13208 | 89.10 |
| 25 | Nagaland* | 17533 | 15691 | 89.49 | 17802 | 19595 | 110.02 | 35335 | 35276 | 99.83 |
| 26 | Orissa | 20740 | 3473 | 16.75 | 182814 | 60841 | 33.28 | 203554 | 64314 | 31.60 |
| 27 | Puducherry | 140 | 92 | 65.71 | 1167 | 248 | 21.25 | 1307 | 340 | 26.01 |
| 28 | Punjab | 200 | 110 | 55.00 | 24382 | 14440 | 59.22 | 24582 | 14550 | 59.19 |
| 29 | Rajasthan | 58969 | 33494 | 56.80 | 89265 | 84084 | 94.20 | 148234 | 117578 | 79.32 |
| 30 | Sikkim* | 169 | 0 | 0.00 | 1822 | 672 | 36.88 | 1991 | 672 | 33.75 |
| 31 | Tamilnadu | 19345 | 13177 | 68.12 | 83896 | 71149 | 84.81 | 103241 | 84326 | 81.68 |
| 32 | Tripura | 0 | 0 | 0.00 | 30794 | 21201 | 68.85 | 30794 | 21201 | 68.85 |
| 33 | Uttar Pradesh | 48000 | 36600 | 76.25 | 301270 | 294941 | 97.90 | 349270 | 331541 | 94.92 |
| 34 | Uttarakhand | 1893 | 699 | 36.93 | 21866 | 8632 | 39.48 | 23759 | 9331 | 39.27 |
| 35 | West Bengal | 5500 | 198 | 3.60 | 463674 | 174443 | 37.62 | 469174 | 174641 | 37.22 |
| | Total | 441492 | 248771 | 56.35 | 4396794 | 2447692 | 55.67 | 4838286 | 2696463 | 55.73 |

Source: Quarterly Review Meeting

* This information is based on AWP&B 2008-09 as these states did not provide information in Quarterly Review Meeting

MAINSTREAMING OF CHILDREN FROM AIE IN 2007-08

| S.No. | State | Mainstreaming from AIE/ RBC | | |
|-------|--------------------------|-----------------------------|-------------------------------|---------------|
| | | Target (No. of children) | Achievement (No. of children) | % Achievement |
| 1 | Andaman & Nicobar Island | 180 | | 0.00 |
| 2 | Andhra Pradesh | 110871 | 83261 | 75.10 |
| 3 | Arunachal Pradesh | 10945 | 964 | 8.81 |
| 4 | Assam | 418196 | 75829 | 18.13 |
| 5 | Bihar | 527504 | 261974 | 49.66 |
| 6 | Chandigarh UT | 7845 | 4360 | 55.58 |
| 7 | Chhattisgarh | 43135 | 13591 | 31.51 |
| 8 | Dadra & Nagar Haveli | 0 | | #DIV/0! |
| 9 | Daman & Diu | 0 | | #DIV/0! |
| 10 | Delhi | 700 | 10000 | 1428.57 |
| 11 | Goa | 334 | | 0.00 |
| 12 | Gujarat | 98899 | 67653 | 68.41 |
| 13 | Haryana | 81953 | 26000 | 31.73 |
| 14 | Himachal Pradesh | 418 | 144 | 34.45 |
| 15 | Jammu & Kashmir | 54867 | | 0.00 |
| 16 | Jharkhand | 49236 | | 0.00 |
| 17 | Karnataka | 90608 | | 0.00 |
| 18 | Kerala | 15391 | 15391 | 100.00 |
| 19 | Lakshdweep | 0 | | #DIV/0! |
| 20 | Madhya Pradesh | 84206 | 128716 | 152.86 |
| 21 | Maharashtra | 153901 | 24378 | 15.84 |
| 22 | Manipur | 36606 | | 0.00 |
| 23 | Meghalaya | 43690 | | 0.00 |
| 24 | Mizoram | 13208 | 13208 | 100.00 |
| 25 | Nagaland | 35276 | | 0.00 |
| 26 | Orissa | 64314 | 26348 | 40.97 |
| 27 | Puducherry | 340 | 210 | 61.76 |
| 28 | Punjab | 14550 | 7362 | 50.60 |
| 29 | Rajasthan | 117578 | 84084 | 71.51 |
| 30 | Sikkim | 672 | | 0.00 |
| 31 | Tamilnadu | 84326 | 6050 | 7.17 |
| 32 | Tripura | 21201 | 7870 | 37.12 |
| 33 | Uttar Pradesh | 331541 | | 0.00 |
| 34 | Uttarakhand | 9331 | 4870 | 52.19 |
| 35 | West Bengal | 174641 | 44100 | 25.25 |
| | Total | 2696463 | 906363 | 33.61 |

Source: Quarterly Review meeting as on 31st March 2008

**MAINSTREAMING OF CHILDREN COVERED UNDER
AIE IN 2007-08**

| No. | State | RBC | NRBC | Total | MAINSTREAMED | |
|-----|--------------------------|-------------------------------|-------------------------------|----------------|-------------------------------|--------------------------------------|
| | | Achievement (No. of children) | Achievement (No. of children) | | Achievement (No. of children) | Children remained to be mainstreamed |
| 1 | Andaman & Nicobar Island | | | 0 | | 0 |
| 2 | Andhra Pradesh | 28243 | 82628 | 110871 | 83261 | 27610 |
| 3 | Arunachal Pradesh | 3751 | 7194 | 10945 | 964 | 9981 |
| 4 | Assam | 1200 | 416996 | 418196 | 75829 | 342367 |
| 5 | Bihar | 32922 | 494582 | 527504 | 261974 | 265530 |
| 6 | Chandigarh UT | 0 | 7845 | 7845 | 4360 | 3485 |
| 7 | Chhattisgarh | 35940 | 7195 | 43135 | 13591 | 29544 |
| 8 | Dadra & Nagar Haveli | | | 0 | | 0 |
| 9 | Daman & Diu | | | 0 | | 0 |
| 10 | Delhi | 200 | 500 | 700 | 10000 | -9300 |
| 11 | Goa | 0 | 334 | 334 | | 334 |
| 12 | Gujarat | 862 | 98037 | 98899 | 67653 | 31246 |
| 13 | Haryana | 0 | 81953 | 81953 | 26000 | 55953 |
| 14 | Himachal Pradesh | | 418 | 418 | 144 | 274 |
| 15 | Jammu & Kashmir | | | 0 | | 0 |
| 16 | Jharkhand | 8492 | 40744 | 49236 | | 49236 |
| 17 | Karnataka | | | 0 | | 0 |
| 18 | Kerala | | 15391 | 15391 | 15391 | 0 |
| 19 | Lakshdweep | | | 0 | | 0 |
| 20 | Madhya Pradesh | 27119 | 57087 | 84206 | 128716 | -44510 |
| 21 | Maharashtra | 4939 | 148962 | 153901 | 24378 | 129523 |
| 22 | Manipur | | | 0 | | 0 |
| 23 | Meghalaya | | | 0 | | 0 |
| 24 | Mizoram | 1158 | 12050 | 13208 | 13208 | 0 |
| 25 | Nagaland | | | 0 | | 0 |
| 26 | Orissa | 3473 | 60841 | 64314 | 26348 | 37966 |
| 27 | Puducherry | 92 | 248 | 340 | 210 | 130 |
| 28 | Punjab | 110 | 14440 | 14550 | 7362 | 7188 |
| 29 | Rajasthan | 33494 | 84084 | 117578 | 84084 | 33494 |
| 30 | Sikkim | | | 0 | | 0 |
| 31 | Tamilnadu | 13177 | 71149 | 84326 | 6050 | 78276 |
| 32 | Tripura | 0 | 21201 | 21201 | 7870 | 13331 |
| 33 | Uttar Pradesh | 36600 | 294941 | 331541 | | 331541 |
| 34 | Uttarakhand | 699 | 8632 | 9331 | 4870 | 4461 |
| 35 | West Bengal | 198 | 174443 | 174641 | 44100 | 130541 |
| | Total | 232669 | 2201895 | 2434564 | 906363 | 1528201 |

Source: Quarterly review meeting as on 31st March 2008

| S.No. | State | Population 6-14 | | | Out of School Children 6-14 | | | % of OOSC 6-14 | % of OOSC 6-14 Boys | % of OOS - 14 Girls |
|-------|------------------------------|------------------|-----------------|------------------|-----------------------------|----------------|----------------|----------------|---------------------|---------------------|
| | | Male | Female | Total | Male | Female | Total | | | |
| 1 | A&N Island | 29656 | 25984 | 55640 | 0 | 0 | 0 | 0.0 | 0.0 | 0.0 |
| 2 | Andhra Pradesh | 6206261 | 5992588 | 12198849 | 130112 | 154861 | 284973 | 2.3 | 2.1 | 2.6 |
| 3 | Arunachal Pradesh | 171599 | 159953 | 331552 | 10733 | 11337 | 22070 | 6.7 | 6.3 | 7.1 |
| 4 | Assam | 2803409 | 2634347 | 5437756 | 178281 | 160819 | 339100 | 6.2 | 6.4 | 6.1 |
| 5 | Bihar | 10868194 | 9134431 | 20002625 | 493127 | 517603 | 1010730 | 5.1 | 4.5 | 5.7 |
| 6 | Chandigarh UT | 69937 | 56804 | 126741 | 2832 | 2933 | 5765 | 4.5 | 4.0 | 5.2 |
| 7 | Chhattisgarh | 2434693 | 2289328 | 4724021 | 84891 | 84862 | 169753 | 3.6 | 3.5 | 3.7 |
| 8 | Dadra & Nagar Haveli | 23284 | 20904 | 44188 | 122 | 301 | 423 | 1.0 | 0.5 | 1.4 |
| 9 | Daman & Diu | 12433 | 11071 | 23504 | 85 | 71 | 156 | 0.7 | 0.7 | 0.6 |
| 10 | Delhi | 1535489 | 1308010 | 2843499 | 12810 | 10718 | 23528 | 0.8 | 0.8 | 0.8 |
| 11 | Goa* | 78027 | 73179 | 151206 | 873 | 1096 | 1969 | 1.3 | 1.1 | 1.5 |
| 12 | Gujarat | 4159304 | 3622773 | 7782077 | 79834 | 73245 | 153079 | 2.0 | 1.9 | 2.0 |
| 13 | Haryana | 2502888 | 2111884 | 4614722 | 76499 | 84337 | 160836 | 3.5 | 3.1 | 4.0 |
| 14 | Himachal Pradesh | 479847 | 432626 | 912473 | 1984 | 2091 | 4075 | 0.4 | 0.4 | 0.5 |
| 15 | Jammu & Kashmir | 1063325 | 935828 | 1999153 | 31309 | 36741 | 68050 | 3.4 | 2.9 | 3.9 |
| 16 | Jharkhand | 3586152 | 3298932 | 6885084 | 71060 | 72083 | 143143 | 2.1 | 2.0 | 2.2 |
| 17 | Karnataka | 4041380 | 3466730 | 7508110 | 36561 | 36406 | 72967 | 1.0 | 0.9 | 1.1 |
| 18 | Kerala | 2659881 | 2498973 | 5158854 | 11946 | 7352 | 19298 | 0.4 | 0.4 | 0.3 |
| 19 | Lakshdweep | 5331 | 5012 | 10343 | 80 | 76 | 156 | 1.5 | 1.5 | 1.5 |
| 20 | Madhya Pradesh | 8619502 | 7725395 | 16344897 | 92521 | 88903 | 181424 | 1.1 | 1.1 | 1.2 |
| 21 | Maharashtra | 8194506 | 7277231 | 15471738 | 37070 | 33017 | 70087 | 0.5 | 0.5 | 0.5 |
| 22 | Manipur* | 285443 | 279406 | 564849 | 25108 | 27972 | 53080 | 9.4 | 8.8 | 10.0 |
| 23 | Meghalaya | 311585 | 314721 | 626306 | 14267 | 12761 | 27028 | 4.3 | 4.6 | 4.1 |
| 24 | Mizoram | 125640 | 115363 | 241003 | 6113 | 5807 | 11920 | 4.9 | 4.9 | 5.0 |
| 25 | Nagaland* | 201268 | 192526 | 393794 | 17121 | 18264 | 36044 | 9.2 | 8.5 | 9.5 |
| 26 | Orissa | 3381593 | 3202344 | 6583937 | 177152 | 173551 | 350703 | 5.3 | 5.2 | 5.4 |
| 27 | Puducherry | 80068 | 78510 | 158578 | 636 | 414 | 1050 | 0.7 | 0.8 | 0.5 |
| 28 | Punjab | 2337821 | 1933164 | 4270985 | 53565 | 46892 | 100457 | 2.4 | 2.3 | 2.4 |
| 29 | Rajasthan | 6115235 | 5083682 | 11198917 | 71221 | 84117 | 155338 | 1.4 | 1.2 | 1.7 |
| 30 | Sikkim | 56296 | 54411 | 110707 | 1017 | 822 | 1839 | 1.7 | 1.8 | 1.5 |
| 31 | Tamilnadu | 4975845 | 4647095 | 9622941 | 43397 | 43017 | 86414 | 0.9 | 0.9 | 0.9 |
| 32 | Tripura | 350919 | 326801 | 677720 | 2049 | 2052 | 4101 | 0.6 | 0.6 | 0.6 |
| 33 | Uttar Pradesh | 21678777 | 18826815 | 40505592 | 247728 | 226321 | 474049 | 1.2 | 1.1 | 1.2 |
| 34 | Uttarakhand | 938628 | 852869 | 1791497 | 7558 | 8338 | 15896 | 0.9 | 0.8 | 1.0 |
| 35 | West Bengal | 8527084 | 7945609 | 16472692 | 235787 | 220428 | 456215 | 2.8 | 2.8 | 2.8 |
| | Grand Total | 108911250 | 96935299 | 205846549 | 2255449 | 2249608 | 4505057 | 2.2 | 2.1 | 2.3 |
| | Source: states AWP&B 2008-09 | | | | | | | | | |

DISTRICTS HAVING MORE THAN 25000 OOSC

Annexure VIII

Decending Order

Alphabetical Order

| Sl.No | State | District | No. of OOSC |
|-------|----------------|-------------------|-------------|
| 1 | Haryana | Mewat | 84831 |
| 2 | Bihar | Darbhanga | 62968 |
| 3 | Bihar | Purnea | 60349 |
| 4 | Bihar | East Champaran | 57715 |
| 5 | West Bengal | Uttar Dinajpur | 51861 |
| 6 | Bihar | Nalanda | 51286 |
| 7 | West Bengal | South 24 Prgns | 49584 |
| 8 | Bihar | Patna (Rural) | 45267 |
| 9 | Bihar | Katihar | 43283 |
| 10 | Bihar | West Champaran | 42100 |
| 11 | West Bengal | Paschim Medinipur | 38935 |
| 12 | Bihar | Saran | 38910 |
| 13 | Andhra Pradesh | Mahabub Nagar | 38433 |
| 14 | West Bengal | Murshidabad | 38132 |
| 15 | Assam | Dhubri | 37705 |
| 16 | Orissa | Mayurbhanj | 36081 |
| 17 | West Bengal | Purulia | 35588 |
| 18 | Bihar | Begusarai | 35048 |
| 19 | Bihar | Gaya | 34981 |
| 20 | Uttar Pradesh | Sitapur | 34112 |
| 21 | Chhattisgarh | Dantewada | 33554 |
| 22 | Andhra Pradesh | Hyderabad | 33171 |
| 23 | Bihar | Madhepura | 33001 |
| 24 | Chhattisgarh | Bijapur | 32403 |
| 25 | Bihar | Nawada | 32360 |
| 26 | Bihar | Bhojpur | 32068 |
| 27 | Bihar | Aurangabad | 31648 |
| 28 | Assam | Nagaon | 31291 |
| 29 | West Bengal | Howrah | 30910 |
| 30 | Orissa | Rayagada | 30273 |
| 31 | West Bengal | North 24- Prgs | 28830 |
| 32 | Bihar | Siwan | 28709 |
| 33 | Bihar | Madhubani | 27279 |
| 34 | West Bengal | Malda | 26929 |
| 35 | Assam | Sonitpur | 26381 |
| 36 | Chhattisgarh | Bastar | 26186 |
| 37 | Bihar | Sitamarhi | 25999 |
| 38 | Bihar | Patna (Urban) | 25601 |
| 39 | Bihar | Saharsa | 25381 |
| Total | | | 1479143 |

| Sl.No | State | District | No. of OOSC |
|-------|----------------|-------------------|-------------|
| 1 | Andhra Pradesh | Mahabub Nagar | 38433 |
| 2 | Andhra Pradesh | Hyderabad | 33171 |
| 3 | Assam | Dhubri | 37705 |
| 4 | Assam | Nagaon | 31291 |
| 5 | Assam | Sonitpur | 26381 |
| 6 | Bihar | Darbhanga | 62968 |
| 7 | Bihar | Purnea | 60349 |
| 8 | Bihar | East Champaran | 57715 |
| 9 | Bihar | Nalanda | 51286 |
| 10 | Bihar | Patna (Rural) | 45267 |
| 11 | Bihar | Katihar | 43283 |
| 12 | Bihar | West Champaran | 42100 |
| 13 | Bihar | Saran | 38910 |
| 14 | Bihar | Begusarai | 35048 |
| 15 | Bihar | Gaya | 34981 |
| 16 | Bihar | Madhepura | 33001 |
| 17 | Bihar | Nawada | 32360 |
| 18 | Bihar | Bhojpur | 32068 |
| 19 | Bihar | Aurangabad | 31648 |
| 20 | Bihar | Siwan | 28709 |
| 21 | Bihar | Madhubani | 27279 |
| 22 | Bihar | Sitamarhi | 25999 |
| 23 | Bihar | Patna (Urban) | 25601 |
| 24 | Bihar | Saharsa | 25381 |
| 25 | Chhattisgarh | Dantewada | 33554 |
| 26 | Chhattisgarh | Bijapur | 32403 |
| 27 | Chhattisgarh | Bastar | 26186 |
| 28 | Haryana | Mewat | 84831 |
| 29 | Orissa | Mayurbhanj | 36081 |
| 30 | Orissa | Rayagada | 30273 |
| 31 | Uttar Pradesh | Sitapur | 34112 |
| 32 | West Bengal | Uttar Dinajpur | 51861 |
| 33 | West Bengal | South 24 Prgns | 49584 |
| 34 | West Bengal | Paschim Medinipur | 38935 |
| 35 | West Bengal | Murshidabad | 38132 |
| 36 | West Bengal | Purulia | 35588 |
| 37 | West Bengal | Howrah | 30910 |
| 38 | West Bengal | North 24- Prgs | 28830 |
| 39 | West Bengal | Malda | 26929 |
| Total | | | 1479143 |

| Sl. No. | Name of State | No. of Districts where OOSC is > 20000 |
|---------|----------------|--|
| 1 | Andhra Pradesh | 2 |
| 2 | Assam | 3 |
| 3 | Bihar | 19 |
| 4 | Chhattisgarh | 3 |
| 6 | Haryana | 1 |
| 10 | Orissa | 2 |
| 11 | Uttar Pradesh | 1 |
| 12 | West Bengal | 8 |
| Total | | 39 |

Source: State AWP&B 2008-09

DISTRICTS WHERE AMONG TOTAL OUT OF SCHOOL CHILDREN MORE THAN 50% ARE GIRLS

Decending Order

| S. No. | State | District | % girls OOSC |
|--------|----------------------|----------------|--------------|
| 1 | Dadra & Nagar Haveli | Amboli | 75.51 |
| 2 | Dadra & Nagar Haveli | Randha | 75.00 |
| 3 | Dadra & Nagar Haveli | Dudhani | 72.29 |
| 4 | Dadra & Nagar Haveli | Mandoni | 72.22 |
| 5 | Rajasthan | Pratapgarh | 71.92 |
| 6 | Dadra & Nagar Haveli | Dapada | 71.79 |
| 7 | Dadra & Nagar Haveli | Naroli | 70.97 |
| 8 | Dadra & Nagar Haveli | Khanvel | 68.89 |
| 9 | Rajasthan | Ajmer | 68.00 |
| 10 | Uttarakhand | Bageshwar | 67.50 |
| 11 | Uttarakhand | Almora | 66.87 |
| 12 | Uttarakhand | Champawat | 66.40 |
| 13 | Rajasthan | Dausa | 65.85 |
| 14 | Uttarakhand | Uttarkashi | 65.63 |
| 15 | Jammu & Kashmir | Poonch | 64.78 |
| 16 | Jammu & Kashmir | Kathua | 64.40 |
| 17 | Rajasthan | Chittorgarh | 64.26 |
| 18 | Arunachal Pradesh | Tirap | 63.93 |
| 19 | Nagaland* | Tuensang | 63.76 |
| 20 | Rajasthan | Tonk | 63.76 |
| 21 | Manipur* | Bishnupur | 63.44 |
| 22 | Jharkhand | Godda | 63.35 |
| 23 | Andhra Pradesh | Nalgonda | 63.11 |
| 24 | Jammu & Kashmir | Ramban | 63.02 |
| 25 | Jammu & Kashmir | Kargil | 62.04 |
| 26 | Uttarakhand | Tehri | 61.94 |
| 27 | Dadra & Nagar Haveli | Kilvani | 61.40 |
| 28 | Jammu & Kashmir | Udhampur | 61.39 |
| 29 | Himachal Pradesh | Chamba | 61.05 |
| 30 | Jammu & Kashmir | Doda | 60.83 |
| 31 | Madhya Pradesh | Balaghat | 60.50 |
| 32 | Rajasthan | Karauli | 60.02 |
| 33 | Jammu & Kashmir | Leh | 60.00 |
| 34 | Rajasthan | Churu | 59.93 |
| 35 | Bihar | Supaul | 59.81 |
| 36 | Rajasthan | Pali | 59.64 |
| 37 | Rajasthan | S. Madhopur | 59.57 |
| 38 | Bihar | Rohtas | 59.51 |
| 39 | Madhya Pradesh | Datia | 59.31 |
| 40 | Orissa | Nuapada | 58.96 |
| 41 | Uttarakhand | Pithoragarh | 58.93 |
| 42 | Tamilnadu | Erode | 58.65 |
| 43 | Bihar | East Champaran | 58.52 |
| 44 | Haryana | Gurgaon | 58.34 |
| 45 | Gujarat | Patan | 58.24 |
| 46 | Gujarat | Amreli | 58.12 |
| 47 | Jammu & Kashmir | Shopian | 58.11 |
| 48 | Orissa | Puri | 58.01 |
| 49 | Bihar | Nawada | 57.86 |
| 50 | Haryana | Kaithal | 57.60 |
| 51 | Jammu & Kashmir | Kishtwar | 57.54 |
| 52 | Bihar | Samastipur | 57.48 |
| 53 | Rajasthan | Sirohi | 57.43 |
| 54 | Andhra Pradesh | Prakasham | 57.37 |
| 55 | Karnataka | Raichur | 57.30 |
| 56 | Andhra Pradesh | Guntur | 57.28 |
| 57 | Andhra Pradesh | Mahabub Nagar | 57.25 |
| 58 | Andhra Pradesh | Chittoor | 57.23 |
| 59 | Jammu & Kashmir | Rajouri | 56.87 |
| 60 | Bihar | Kishanganj | 56.84 |

Alphabetical Order

| S. No. | State | District | % girls OOSC |
|--------|-------------------|-----------------|--------------|
| 1 | Andhra Pradesh | Nalgonda | 63.11 |
| 2 | Andhra Pradesh | Prakasham | 57.37 |
| 3 | Andhra Pradesh | Guntur | 57.28 |
| 4 | Andhra Pradesh | Mahabub Nagar | 57.25 |
| 5 | Andhra Pradesh | Chittoor | 57.23 |
| 6 | Andhra Pradesh | Kurmoor | 56.72 |
| 7 | Andhra Pradesh | Vizianagaram | 56.19 |
| 8 | Andhra Pradesh | Warangal | 55.91 |
| 9 | Andhra Pradesh | Medak | 55.34 |
| 10 | Andhra Pradesh | Nizamabad | 55.20 |
| 11 | Andhra Pradesh | Krishna | 54.29 |
| 12 | Andhra Pradesh | Kadapa | 54.22 |
| 13 | Andhra Pradesh | Adilabad | 53.97 |
| 14 | Andhra Pradesh | Vishakapatnam | 53.88 |
| 15 | Andhra Pradesh | Hyderabad | 53.69 |
| 16 | Andhra Pradesh | Anantapur | 52.59 |
| 17 | Andhra Pradesh | Ranga Reddy | 52.26 |
| 18 | Arunachal Pradesh | Tirap | 63.93 |
| 19 | Arunachal Pradesh | Anjaw | 54.45 |
| 20 | Arunachal Pradesh | Changlang | 53.98 |
| 21 | Arunachal Pradesh | Dibang Valley | 53.65 |
| 22 | Arunachal Pradesh | East Kameng | 53.42 |
| 23 | Arunachal Pradesh | L/Dibang Valley | 53.21 |
| 24 | Arunachal Pradesh | West Siang | 53.17 |
| 25 | Arunachal Pradesh | Papum Pare | 51.46 |
| 26 | Arunachal Pradesh | East Siang | 51.17 |
| 27 | Arunachal Pradesh | L/ Subansiri | 50.75 |
| 28 | Assam | Tinsukia | 52.30 |
| 29 | Assam | Dibrugarh | 51.91 |
| 30 | Assam | Sivasagar | 50.73 |
| 31 | Assam | Jorhat | 50.70 |
| 32 | Assam | Golaghat | 50.32 |
| 33 | Assam | Sonitpur | 50.26 |
| 34 | Assam | Dhemaji | 50.22 |
| 35 | Bihar | Supaul | 59.81 |
| 36 | Bihar | Rohtas | 59.51 |
| 37 | Bihar | East Champaran | 58.52 |
| 38 | Bihar | Nawada | 57.86 |
| 39 | Bihar | Samastipur | 57.48 |
| 40 | Bihar | Kishanganj | 56.84 |
| 41 | Bihar | Jehanabad | 55.76 |
| 42 | Bihar | Banka | 55.00 |
| 43 | Bihar | Katihar | 53.86 |
| 44 | Bihar | Gaya | 53.66 |
| 45 | Bihar | Muzaffarpur | 53.06 |
| 46 | Bihar | Siwan | 53.00 |
| 47 | Bihar | Lakhisarai | 52.53 |
| 48 | Bihar | Bhojpur | 52.30 |
| 49 | Bihar | Kaimur | 52.20 |
| 50 | Bihar | Aurangabad | 51.95 |
| 51 | Bihar | Buxar | 51.90 |
| 52 | Bihar | Jamui | 51.88 |
| 53 | Bihar | Nalanda | 51.42 |
| 54 | Bihar | Patna (Urban) | 51.41 |
| 55 | Bihar | Patna (Rural) | 51.38 |
| 56 | Bihar | Saharsa | 51.36 |
| 57 | Bihar | Sheikhpura | 51.14 |
| 58 | Bihar | Purnea | 50.79 |
| 59 | Bihar | Gopalganj | 50.63 |
| 60 | Bihar | Munger | 50.07 |

DISTRICTS WHERE AMONG TOTAL OUT OF SCHOOL CHILDREN MORE THAN 50% ARE GIRLS

Decending Order

| S. No. | State | District | % girls OOSC |
|--------|-------------------|-----------------|--------------|
| 61 | Andhra Pradesh | Kurmool | 56.72 |
| 62 | Madhya Pradesh | Jhabua | 56.64 |
| 63 | Jharkhand | Jamtara | 56.47 |
| 64 | Tamilnadu | The Nilgiris | 56.45 |
| 65 | Karnataka | Bangalore Rural | 56.33 |
| 66 | Orissa | Kalahandi | 56.30 |
| 67 | Gujarat | Porbandar | 56.29 |
| 68 | Andhra Pradesh | Vizianagaram | 56.19 |
| 69 | Rajasthan | Bundi | 56.11 |
| 70 | Haryana | Mohindergarh | 56.10 |
| 71 | Orissa | Ganjam | 56.10 |
| 72 | Goa* | North Goa | 56.08 |
| 73 | Rajasthan | Jalore | 56.05 |
| 74 | Andhra Pradesh | Warangal | 55.91 |
| 75 | Jammu & Kashmir | Anantnag | 55.88 |
| 76 | Bihar | Jehanabad | 55.76 |
| 77 | Nagaland* | Phek | 55.50 |
| 78 | Karnataka | Koppal | 55.42 |
| 79 | Gujarat | Kutchh | 55.35 |
| 80 | Tamilnadu | Ramanathapuram | 55.35 |
| 81 | Andhra Pradesh | Medak | 55.34 |
| 82 | Rajasthan | Bhilwara | 55.31 |
| 83 | Tamilnadu | Villupuram | 55.27 |
| 84 | Rajasthan | Kota | 55.24 |
| 85 | Andhra Pradesh | Nizamabad | 55.20 |
| 86 | Uttarakhand | Chamoli | 55.08 |
| 87 | Madhya Pradesh | Guna | 55.05 |
| 88 | Goa* | South Goa | 55.01 |
| 89 | Chhattisgarh | Kawardha | 55.00 |
| 90 | Bihar | Banka | 55.00 |
| 91 | Rajasthan | Dholpur | 54.98 |
| 92 | Jammu & Kashmir | Samba | 54.86 |
| 93 | Madhya Pradesh | Shivpuri | 54.80 |
| 94 | Tripura | South | 54.65 |
| 95 | Madhya Pradesh | Mandsaur | 54.55 |
| 96 | Madhya Pradesh | Dewas | 54.52 |
| 97 | Madhya Pradesh | Khandwa | 54.49 |
| 98 | Arunachal Pradesh | Anjaw | 54.45 |
| 99 | Rajasthan | Rajasamand | 54.38 |
| 100 | Andhra Pradesh | Krishna | 54.29 |
| 101 | Andhra Pradesh | Kadapa | 54.22 |
| 102 | Rajasthan | Bharatpur | 54.21 |
| 103 | Uttar Pradesh | Badaun | 54.14 |
| 104 | Manipur* | Imphal West | 54.08 |
| 105 | Jammu & Kashmir | Kulgam | 54.08 |
| 106 | Jammu & Kashmir | Pulwama | 53.99 |
| 107 | Arunachal Pradesh | Changlang | 53.98 |
| 108 | Uttar Pradesh | Sonebhadra | 53.97 |
| 109 | Andhra Pradesh | Adilabad | 53.97 |
| 110 | Andhra Pradesh | Vishakapatnam | 53.88 |
| 111 | Rajasthan | Banswara | 53.87 |
| 112 | Uttar Pradesh | Agra | 53.87 |
| 113 | Bihar | Katihar | 53.86 |
| 114 | Haryana | Fatehabad | 53.72 |
| 115 | Gujarat | Rajkot | 53.71 |
| 116 | Jharkhand | Dhanbad | 53.70 |
| 117 | Andhra Pradesh | Hyderabad | 53.69 |
| 118 | Haryana | Hissar | 53.69 |
| 119 | Bihar | Gaya | 53.66 |
| 120 | Arunachal Pradesh | Dibang Valley | 53.65 |

Alphabetical Order

| S. No. | State | District | % girls OOSC |
|--------|-------------------|--------------|--------------|
| 61 | Chandigarh UT | | 50.88 |
| 62 | Chhattisgarh | Kawardha | 55.00 |
| 63 | Chhattisgarh | Mahasamund | 53.63 |
| 64 | Chhattisgarh | Bilaspur | 53.36 |
| 65 | Chhattisgarh | Korba | 53.10 |
| 66 | Chhattisgarh | Dantewada | 52.39 |
| 67 | Chhattisgarh | Kanker | 52.19 |
| 68 | Chhattisgarh | Dhamtari | 51.61 |
| 69 | Chhattisgarh | Surguja | 50.89 |
| 70 | Chhattisgarh | Bijapur | 50.37 |
| 71 | Chhattisgarh | Durg | 50.13 |
| 72 | Dadra & Nagar Hav | Amboli | 75.51 |
| 73 | Dadra & Nagar Hav | Randha | 75.00 |
| 74 | Dadra & Nagar Hav | Dudhani | 72.29 |
| 75 | Dadra & Nagar Hav | Mandoni | 72.22 |
| 76 | Dadra & Nagar Hav | Dapada | 71.79 |
| 77 | Dadra & Nagar Hav | Naroli | 70.97 |
| 78 | Dadra & Nagar Hav | Khanvel | 68.89 |
| 79 | Dadra & Nagar Hav | Kilvani | 61.40 |
| 80 | Delhi | North | 51.62 |
| 81 | Delhi | South West | 51.25 |
| 82 | Goa* | North Goa | 56.08 |
| 83 | Goa* | South Goa | 55.01 |
| 84 | Gujarat | Patan | 58.24 |
| 85 | Gujarat | Amreli | 58.12 |
| 86 | Gujarat | Porbandar | 56.29 |
| 87 | Gujarat | Kutchh | 55.35 |
| 88 | Gujarat | Rajkot | 53.71 |
| 89 | Gujarat | Banaskantha | 51.34 |
| 90 | Gujarat | Anand | 51.13 |
| 91 | Haryana | Gurgaon | 58.34 |
| 92 | Haryana | Kaithal | 57.60 |
| 93 | Haryana | Mohindergarh | 56.10 |
| 94 | Haryana | Fatehabad | 53.72 |
| 95 | Haryana | Hissar | 53.69 |
| 96 | Haryana | Mewat | 53.47 |
| 97 | Haryana | Y.Nagar | 52.75 |
| 98 | Haryana | Ambala | 52.60 |
| 99 | Haryana | Jind | 52.23 |
| 100 | Haryana | Karnal | 52.13 |
| 101 | Haryana | Panchkula | 51.64 |
| 102 | Himachal Pradesh | Chamba | 61.05 |
| 103 | Himachal Pradesh | Sirmour | 53.44 |
| 104 | Himachal Pradesh | Solan | 50.84 |
| 105 | Himachal Pradesh | Kinnaur | 50.00 |
| 106 | Jammu & Kashmir | Poonch | 64.78 |
| 107 | Jammu & Kashmir | Kathua | 64.40 |
| 108 | Jammu & Kashmir | Ramban | 63.02 |
| 109 | Jammu & Kashmir | Kargil | 62.04 |
| 110 | Jammu & Kashmir | Udhampur | 61.39 |
| 111 | Jammu & Kashmir | Doda | 60.83 |
| 112 | Jammu & Kashmir | Leh | 60.00 |
| 113 | Jammu & Kashmir | Shopian | 58.11 |
| 114 | Jammu & Kashmir | Kishtwar | 57.54 |
| 115 | Jammu & Kashmir | Rajouri | 56.87 |
| 116 | Jammu & Kashmir | Anantnag | 55.88 |
| 117 | Jammu & Kashmir | Samba | 54.86 |
| 118 | Jammu & Kashmir | Kulgam | 54.08 |
| 119 | Jammu & Kashmir | Pulwama | 53.99 |
| 120 | Jammu & Kashmir | Jammu | 53.30 |

DISTRICTS WHERE AMONG TOTAL OUT OF SCHOOL CHILDREN MORE THAN 50% ARE GIRLS

Decending Order

| S. No. | State | District | % girls OOSC |
|--------|-------------------|-----------------|--------------|
| 121 | Rajasthan | Bikaner | 53.64 |
| 122 | Chhattisgarh | Mahasamund | 53.63 |
| 123 | Uttar Pradesh | Mathura | 53.61 |
| 124 | Rajasthan | Udaipur | 53.56 |
| 125 | Haryana | Mewat | 53.47 |
| 126 | Himachal Pradesh | Sirmour | 53.44 |
| 127 | Arunachal Pradesh | East Kameng | 53.42 |
| 128 | Jharkhand | Koderma | 53.39 |
| 129 | Chhattisgarh | Bilaspur | 53.36 |
| 130 | Rajasthan | Jaisalmer | 53.31 |
| 131 | Jammu & Kashmir | Jammu | 53.30 |
| 132 | Madhya Pradesh | Sidhi | 53.21 |
| 133 | Arunachal Pradesh | L/Dibang Valley | 53.21 |
| 134 | Arunachal Pradesh | West Siang | 53.17 |
| 135 | Chhattisgarh | Korba | 53.10 |
| 136 | Maharashtra | Nandurbar | 53.08 |
| 137 | Tamilnadu | Madurai | 53.07 |
| 138 | Bihar | Muzaffarpur | 53.06 |
| 139 | Jammu & Kashmir | Reasi | 53.02 |
| 140 | Bihar | Siwan | 53.00 |
| 141 | Jharkhand | East Singhbhum | 52.93 |
| 142 | Madhya Pradesh | Neemuch | 52.91 |
| 143 | Jharkhand | Giridih | 52.83 |
| 144 | Rajasthan | Jodhpur | 52.75 |
| 145 | Haryana | Y. Nagar | 52.75 |
| 146 | Uttar Pradesh | Mirzapur | 52.73 |
| 147 | Maharashtra | Nashik | 52.72 |
| 148 | Uttar Pradesh | Sultanpur | 52.68 |
| 149 | Mizoram | Lawngtlai | 52.65 |
| 150 | Haryana | Ambala | 52.60 |
| 151 | Andhra Pradesh | Anantapur | 52.59 |
| 152 | Uttar Pradesh | Kaushambi | 52.55 |
| 153 | Nagaland* | Mon | 52.54 |
| 154 | Bihar | Lakhisarai | 52.53 |
| 155 | Manipur* | Ukhrul | 52.47 |
| 156 | Uttar Pradesh | Lalitpur | 52.42 |
| 157 | Chhattisgarh | Dantewada | 52.39 |
| 158 | Jharkhand | Saraikelela | 52.36 |
| 159 | Jharkhand | Ramghar | 52.35 |
| 160 | Nagaland* | Kohima | 52.34 |
| 161 | Manipur* | Thoubal | 52.31 |
| 162 | Assam | Tinsukia | 52.30 |
| 163 | Bihar | Bhojpur | 52.30 |
| 164 | Jharkhand | West Singhbhum | 52.30 |
| 165 | Uttar Pradesh | Ghaziabad | 52.28 |
| 166 | Andhra Pradesh | Ranga Reddy | 52.26 |
| 167 | Karnataka | Bellary | 52.24 |
| 168 | Haryana | Jind | 52.23 |
| 169 | Bihar | Kaimur | 52.20 |
| 170 | Chhattisgarh | Kanker | 52.19 |
| 171 | Nagaland* | Dimapur | 52.16 |
| 172 | Haryana | Kamal | 52.13 |
| 173 | Karnataka | Gulbarga | 52.01 |
| 174 | Uttarakhand | U.S. Nagar | 51.95 |
| 175 | Bihar | Aurangabad | 51.95 |
| 176 | Madhya Pradesh | Chhindwara | 51.92 |
| 177 | Assam | Dibrugarh | 51.91 |
| 178 | Bihar | Buxar | 51.90 |
| 179 | Tamilnadu | Cuddalore | 51.89 |
| 180 | Bihar | Jamui | 51.88 |

Alphabetical Order

| S. No. | State | District | % girls OOSC |
|--------|-----------------|-----------------|--------------|
| 121 | Jammu & Kashmir | Reasi | 53.02 |
| 122 | Jammu & Kashmir | Budgam | 50.27 |
| 123 | Jammu & Kashmir | Bandipora | 50.08 |
| 124 | Jharkhand | Godda | 63.35 |
| 125 | Jharkhand | Jamtara | 56.47 |
| 126 | Jharkhand | Dhanbad | 53.70 |
| 127 | Jharkhand | Koderma | 53.39 |
| 128 | Jharkhand | East Singhbhum | 52.93 |
| 129 | Jharkhand | Giridih | 52.83 |
| 130 | Jharkhand | Saraikelela | 52.36 |
| 131 | Jharkhand | Ramghar | 52.35 |
| 132 | Jharkhand | West Singhbhum | 52.30 |
| 133 | Jharkhand | Simdega | 51.82 |
| 134 | Jharkhand | Lohardagga | 51.65 |
| 135 | Jharkhand | Hazaribagh | 51.11 |
| 136 | Jharkhand | Deoghar | 50.71 |
| 137 | Jharkhand | Gumla | 50.52 |
| 138 | Jharkhand | Sahibganj | 50.27 |
| 139 | Jharkhand | Pakur | 50.19 |
| 140 | Karnataka | Raichur | 57.30 |
| 141 | Karnataka | Bangalore Rural | 56.33 |
| 142 | Karnataka | Koppal | 55.42 |
| 143 | Karnataka | Bellary | 52.24 |
| 144 | Karnataka | Gulbarga | 52.01 |
| 145 | Karnataka | Hassan | 50.55 |
| 146 | Madhya Pradesh | Balaghat | 60.50 |
| 147 | Madhya Pradesh | Datia | 59.31 |
| 148 | Madhya Pradesh | Jhabua | 56.64 |
| 149 | Madhya Pradesh | Guna | 55.05 |
| 150 | Madhya Pradesh | Shivpuri | 54.80 |
| 151 | Madhya Pradesh | Mandsaur | 54.55 |
| 152 | Madhya Pradesh | Dewas | 54.52 |
| 153 | Madhya Pradesh | Khandwa | 54.49 |
| 154 | Madhya Pradesh | Sidhi | 53.21 |
| 155 | Madhya Pradesh | Neemuch | 52.91 |
| 156 | Madhya Pradesh | Chhindwara | 51.92 |
| 157 | Madhya Pradesh | Ujjain | 51.34 |
| 158 | Madhya Pradesh | Rajgarh | 51.28 |
| 159 | Madhya Pradesh | Tikamgarh | 50.58 |
| 160 | Madhya Pradesh | Shajapur | 50.23 |
| 161 | Madhya Pradesh | Dhar | 50.02 |
| 162 | Maharashtra | Nandurbar | 53.08 |
| 163 | Maharashtra | Nashik | 52.72 |
| 164 | Maharashtra | Ratnagiri | 51.81 |
| 165 | Maharashtra | Gondiya | 51.67 |
| 166 | Maharashtra | Hingoli | 51.14 |
| 167 | Maharashtra | Nanded | 50.21 |
| 168 | Maharashtra | Raigarh | 50.00 |
| 169 | Manipur* | Bishnupur | 63.44 |
| 170 | Manipur* | Imphal West | 54.08 |
| 171 | Manipur* | Ukhrul | 52.47 |
| 172 | Manipur* | Thoubal | 52.31 |
| 173 | Manipur* | Chandel | 51.72 |
| 174 | Manipur* | Tamenglong | 50.89 |
| 175 | Mizoram | Lawngtlai | 52.65 |
| 176 | Mizoram | Lunglei | 50.72 |
| 177 | Nagaland* | Tuensang | 63.76 |
| 178 | Nagaland* | Phek | 55.50 |
| 179 | Nagaland* | Mon | 52.54 |
| 180 | Nagaland* | Kohima | 52.34 |

DISTRICTS WHERE AMONG TOTAL OUT OF SCHOOL CHILDREN MORE THAN 50% ARE GIRLS

Decending Order

| S. No. | State | District | % girls OOSC |
|--------|-------------------|--------------------|--------------|
| 181 | Rajasthan | Hanumtnagarh | 51.83 |
| 182 | Tamilnadu | Thirunelveli | 51.82 |
| 183 | Jharkhand | Simdega | 51.82 |
| 184 | Maharashtra | Ratnagiri | 51.81 |
| 185 | Orissa | Angul | 51.31 |
| 186 | Manipur* | Chandel | 51.72 |
| 187 | Maharashtra | Gondiya | 51.57 |
| 188 | Jharkhand | Lohardagga | 51.65 |
| 189 | Uttar Pradesh | Shahjahanpur | 51.65 |
| 190 | Haryana | Panchkula | 51.64 |
| 191 | Uttar Pradesh | Gautam Budha Nag | 51.63 |
| 192 | Delhi | North | 51.62 |
| 193 | Uttar Pradesh | Siddharth Nagar | 51.61 |
| 194 | Chhattisgarh | Dhamtari | 51.61 |
| 195 | Nagaland* | Wokha | 51.58 |
| 196 | Uttar Pradesh | Bareilly | 51.57 |
| 197 | Uttar Pradesh | Etah | 51.54 |
| 198 | Arunachal Pradesh | Papum Pare | 51.46 |
| 199 | Uttar Pradesh | Hathras | 51.43 |
| 200 | Bihar | Nalanda | 51.42 |
| 201 | Bihar | Patna (Urban) | 51.41 |
| 202 | Bihar | Patna (Rural) | 51.38 |
| 203 | Bihar | Saharsa | 51.36 |
| 204 | Uttar Pradesh | Kushi Nagar (Padra | 51.35 |
| 205 | Gujarat | Banaskantha | 51.34 |
| 206 | Madhya Pradesh | Ujjain | 51.34 |
| 207 | Tamilnadu | Chennai | 51.33 |
| 208 | Madhya Pradesh | Rajgarh | 51.28 |
| 209 | Delhi | South West | 51.25 |
| 210 | Uttar Pradesh | Pratapgarh | 51.23 |
| 211 | Orissa | Kandhamal | 51.19 |
| 212 | Arunachal Pradesh | East Siang | 51.17 |
| 213 | Maharashtra | Hingoli | 51.14 |
| 214 | Bihar | Sheikhpura | 51.14 |
| 215 | Gujarat | Anand | 51.13 |
| 216 | Jharkhand | Hazaribagh | 51.11 |
| 217 | Orissa | Jajpur | 51.06 |
| 218 | Tamilnadu | Thoothukkudi | 51.04 |
| 219 | Tamilnadu | Virudhunagar | 51.00 |
| 220 | Uttar Pradesh | Ghazipur | 50.97 |
| 221 | Tamilnadu | Dindigul | 50.95 |
| 222 | Chhattisgarh | Surguja | 50.89 |
| 223 | Manipur* | Tamenglong | 50.89 |
| 224 | Uttar Pradesh | Hamirpur | 50.88 |
| 225 | Chandigarh UT | | 50.88 |
| 226 | Himachal Pradesh | Solan | 50.84 |
| 227 | Bihar | Purnea | 50.79 |
| 228 | Arunachal Pradesh | L/ Subansiri | 50.75 |
| 229 | Assam | Sivasagar | 50.73 |
| 230 | Mizoram | Lunglei | 50.72 |
| 231 | Tamilnadu | Thiruvallur | 50.71 |
| 232 | Jharkhand | Deoghar | 50.71 |
| 233 | West Bengal | Bankura | 50.70 |
| 234 | Assam | Jorhat | 50.70 |
| 235 | Tamilnadu | Tiruchirappalli | 50.63 |
| 236 | Orissa | Rayagada | 50.63 |
| 237 | Uttar Pradesh | Jalaun | 50.63 |
| 238 | Bihar | Gopalganj | 50.63 |
| 239 | Tamilnadu | Pudukkottai | 50.62 |
| 240 | Madhya Pradesh | Tikamgarh | 50.58 |

Alphabetical Order

| S. No. | State | District | % girls OOSC |
|--------|---------------|-----------------|--------------|
| 181 | Nagaland* | Dimapur | 52.16 |
| 182 | Nagaland* | Wokha | 51.58 |
| 183 | Nagaland* | Kiphire | 50.49 |
| 184 | Orissa | Nuapada | 58.96 |
| 185 | Orissa | Puri | 58.01 |
| 186 | Orissa | Kalahandi | 56.30 |
| 187 | Orissa | Ganjam | 56.10 |
| 188 | Orissa | Angul | 51.81 |
| 189 | Orissa | Kandhamal | 51.19 |
| 190 | Orissa | Jajpur | 51.06 |
| 191 | Orissa | Rayagada | 50.63 |
| 192 | Orissa | Gajapati | 50.54 |
| 193 | Rajasthan | Pratapgarh | 71.92 |
| 194 | Rajasthan | Ajmer | 68.00 |
| 195 | Rajasthan | Dausa | 65.85 |
| 196 | Rajasthan | Chittorgarh | 64.26 |
| 197 | Rajasthan | Tonk | 63.76 |
| 198 | Rajasthan | Karauli | 60.02 |
| 199 | Rajasthan | Churu | 59.93 |
| 200 | Rajasthan | Pali | 59.64 |
| 201 | Rajasthan | S. Madhopur | 59.57 |
| 202 | Rajasthan | Sirohi | 57.43 |
| 203 | Rajasthan | Bundi | 56.11 |
| 204 | Rajasthan | Jalore | 56.05 |
| 205 | Rajasthan | Bhilwara | 55.31 |
| 206 | Rajasthan | Kota | 55.24 |
| 207 | Rajasthan | Dholpur | 54.98 |
| 208 | Rajasthan | Rajasamand | 54.38 |
| 209 | Rajasthan | Bharatpur | 54.21 |
| 210 | Rajasthan | Banswara | 53.87 |
| 211 | Rajasthan | Bikaner | 53.64 |
| 212 | Rajasthan | Udaipur | 53.56 |
| 213 | Rajasthan | Jaisalmer | 53.31 |
| 214 | Rajasthan | Jodhpur | 52.75 |
| 215 | Rajasthan | Hanumtnagarh | 51.83 |
| 216 | Rajasthan | Baran | 50.47 |
| 217 | Rajasthan | Jaipur City | 50.33 |
| 218 | Tamilnadu | Erode | 58.65 |
| 219 | Tamilnadu | The Nilgriris | 56.45 |
| 220 | Tamilnadu | Ramanathapuram | 55.35 |
| 221 | Tamilnadu | Villupuram | 55.27 |
| 222 | Tamilnadu | Madurai | 53.07 |
| 223 | Tamilnadu | Cuddalore | 51.89 |
| 224 | Tamilnadu | Thirunelveli | 51.82 |
| 225 | Tamilnadu | Chennai | 51.33 |
| 226 | Tamilnadu | Thoothukkudi | 51.04 |
| 227 | Tamilnadu | Virudhunagar | 51.00 |
| 228 | Tamilnadu | Dindigul | 50.95 |
| 229 | Tamilnadu | Thiruvallur | 50.71 |
| 230 | Tamilnadu | Tiruchirappalli | 50.63 |
| 231 | Tamilnadu | Pudukkottai | 50.62 |
| 232 | Tamilnadu | Karur | 50.32 |
| 233 | Tamilnadu | Dharmapuri | 50.13 |
| 234 | Tripura | South | 54.65 |
| 235 | Tripura | North | 50.00 |
| 236 | Uttar Pradesh | Badaun | 54.14 |
| 237 | Uttar Pradesh | Sonebhadra | 53.97 |
| 238 | Uttar Pradesh | Agra | 53.87 |
| 239 | Uttar Pradesh | Mathura | 53.61 |
| 240 | Uttar Pradesh | Mirzapur | 52.73 |

DISTRICTS WHERE AMONG TOTAL OUT OF SCHOOL CHILDREN MORE THAN 50% ARE GIRLS

Decending Order

| S. No. | State | District | % girls OOSC |
|--------|------------------|--------------|--------------|
| 241 | Karnataka | Hassan | 50.55 |
| 242 | Orissa | Gajapati | 50.54 |
| 243 | Jharkhand | Gumla | 50.52 |
| 244 | Nagaland* | Kiphire | 50.49 |
| 245 | Rajasthan | Baran | 50.47 |
| 246 | Chhattisgarh | Bijapur | 50.37 |
| 247 | Rajasthan | Jaipur City | 50.33 |
| 248 | Uttar Pradesh | Rampur | 50.33 |
| 249 | Tamilnadu | Kanur | 50.32 |
| 250 | Assam | Golaghat | 50.32 |
| 251 | Jharkhand | Sahibganj | 50.27 |
| 252 | Jammu & Kashmir | Budgam | 50.27 |
| 253 | Assam | Sonitpur | 50.26 |
| 254 | Madhya Pradesh | Shajapur | 50.23 |
| 255 | Assam | Dhemaji | 50.22 |
| 256 | Uttarakhand | Haridwar | 50.21 |
| 257 | Maharashtra | Nanded | 50.21 |
| 258 | Jharkhand | Pakur | 50.19 |
| 259 | Chhattisgarh | Durg | 50.13 |
| 260 | Tamilnadu | Dharmapuri | 50.13 |
| 261 | Jammu & Kashmir | Bandipora | 50.08 |
| 262 | Bihar | Munger | 50.07 |
| 263 | Uttar Pradesh | Rai Bareilly | 50.03 |
| 264 | Madhya Pradesh | Dhar | 50.02 |
| 265 | Himachal Pradesh | Kinnaur | 50.00 |
| 266 | Maharashtra | Raigarh | 50.00 |
| 267 | Tripura | North | 50.00 |
| 268 | Uttar Pradesh | Pilibhit | 50.00 |
| 269 | Uttarakhand | Nainital | 50.00 |

Alphabetical Order

| S. No. | State | District | % girls OOSC |
|--------|---------------|--------------------|--------------|
| 241 | Uttar Pradesh | Sultanpur | 52.68 |
| 242 | Uttar Pradesh | Kaushambi | 52.55 |
| 243 | Uttar Pradesh | Lalitpur | 52.42 |
| 244 | Uttar Pradesh | Ghaziabad | 52.28 |
| 245 | Uttar Pradesh | Shahjahanpur | 51.65 |
| 246 | Uttar Pradesh | Gautam Budha Na | 51.63 |
| 247 | Uttar Pradesh | Siddharth Nagar | 51.61 |
| 248 | Uttar Pradesh | Bareilly | 51.57 |
| 249 | Uttar Pradesh | Etah | 51.54 |
| 250 | Uttar Pradesh | Hathras | 51.43 |
| 251 | Uttar Pradesh | Kushi Nagar (Padra | 51.35 |
| 252 | Uttar Pradesh | Pratapgarh | 51.23 |
| 253 | Uttar Pradesh | Ghazipur | 50.97 |
| 254 | Uttar Pradesh | Hamirpur | 50.88 |
| 255 | Uttar Pradesh | Jalaun | 50.63 |
| 256 | Uttar Pradesh | Rampur | 50.33 |
| 257 | Uttar Pradesh | Rai Bareilly | 50.03 |
| 258 | Uttar Pradesh | Pilibhit | 50.00 |
| 259 | Uttarakhand | Bageshwar | 67.50 |
| 260 | Uttarakhand | Almora | 66.87 |
| 261 | Uttarakhand | Champawat | 66.40 |
| 262 | Uttarakhand | Uttarkashi | 65.63 |
| 263 | Uttarakhand | Tehri | 61.94 |
| 264 | Uttarakhand | Pithoragarh | 58.93 |
| 265 | Uttarakhand | Chamoli | 55.08 |
| 266 | Uttarakhand | U.S. Nagar | 51.95 |
| 267 | Uttarakhand | Haridwar | 50.21 |
| 268 | Uttarakhand | Nainital | 50.00 |
| 269 | West Bengal | Bankura | 50.70 |

| Sl.No | Name of State | No. of Districts where OOS girls is > 50% |
|-------|----------------------|---|
| 1 | Andhra Pradesh | 17 |
| 2 | Arunachal Pradesh | 10 |
| 3 | Assam | 7 |
| 4 | Bihar | 26 |
| 5 | Chandigarh UT | 1 |
| 6 | Chhattisgarh | 10 |
| 7 | Dadra & Nagar Haveli | 8 |
| 8 | Delhi | 2 |
| 9 | Goa | 2 |
| 10 | Gujarat | 7 |
| 11 | Haryana | 11 |
| 12 | Himachal Pradesh | 4 |
| 13 | Jammu & Kashmir | 18 |
| 14 | Jharkhand | 16 |
| 15 | Karnataka | 6 |
| 16 | Madhya Pradesh | 16 |
| 17 | Maharashtra | 7 |
| 18 | Manipur | 6 |
| 19 | Mizoram | 2 |
| 20 | Nagaland | 7 |
| 21 | Orissa | 9 |
| 22 | Rajasthan | 25 |
| 23 | Tamil Nadu | 16 |
| 24 | Tripura | 2 |
| 25 | Uttar Pradesh | 23 |
| 26 | Uttarakhand | 10 |
| 27 | West Bengal | 1 |
| | Total | 269 |

Annexure – XA

Districts with more than 50 per cent Out of School Children being SC

| Name of State | No. of Districts | Name of districts and % SC out of school children |
|----------------------|-------------------------|---|
| Arunachal Pradesh | 1 | L/Dibang Valley(62.99) |
| Bihar | 2 | Nawada(54.39),Begusarai,(50.63) |
| Gujarat | 1 | Vadodar Corp.(52.34) |
| Haryana | 7 | Gurgaon(80.97),Ambala(66.91),Mohindergarh (62.02), Sirsa (58.78), Yamuna Nagar(56.57),Hisar(51.99),Bhiwani(50.58) |
| Karnataka | 1 | Gadag (58.91) |
| Madhya Pradesh | 1 | Harda (58.36) |
| Punjab | 12 | Fatehgarh Sahib(99.81) Muktsar(86.10), Bathinda(80.29), Barnala(79.28), Jalandhar(77.24), Tarntaran(77.05), Mansa(76.39), Amritsar(74.92), Gurdaspur(72.46) ,Sangrur (70.01), Kapurthala(55.89), Mohali(51.76), |
| Rajasthan | 3 | Hanumnagarh(87.67),Karauli(51.48),S. Madhopur(50.95) |
| Tamilnadu | 5 | Thiruvarur(58.13), Thiruvallur(54.31),Erode (53.52),Theni (53.13),Villupuram(51.55) |
| Uttar Pradesh | 6 | Kaushambi(57.77) Rai Bareilly(56.58),Auraiya(54.52),Sitapur (53.30),Mirzapur(53.20), Chandauli (52.87) |
| West Bengal | 2 | KochBehar(51.56), Bankura(51.46) |
| Total | 41 | |

Districts with more than 10000 SC out of school children

| | | | |
|-----|---------------|----------------|-------|
| 1. | Bihar | Nalanda | 23637 |
| 2. | Bihar | East Champaran | 19930 |
| 3. | Uttar Pradesh | Sitapur | 18181 |
| 4. | Bihar | Begusarai | 17745 |
| 5. | Bihar | Nawada | 17600 |
| 6. | Karnataka | Dharwad | 14836 |
| 7. | West Bengal | South 24 Pdns | 14780 |
| 8. | Bihar | Aurangabad | 12309 |
| 9. | Bihar | Patna (Rural) | 11727 |
| 10. | Haryana | Mewat | 11544 |
| 11. | Bihar | Sitamarhi | 10406 |
| 12. | Bihar | Purnea | 10149 |

Districts with more than 50 % Out of School Children being ST

| Name of State | No. of Districts | District Name & ST % |
|----------------------|------------------|--|
| Andhra Pradesh | 2 | Khammam (60.30), Warangal (52.25) |
| Arunachal Pradesh | 13 | Tawang (100.00), K/ Kumei (100.00), U/ Subansiri (100.00), West Siang (100.00), L/ Subansiri (98.07), West Kameng (94.06), Upper Siang (92.03), East Kameng (91.82), East Siang (89.97), Anjaw (84.62), Dibang Valley (84.38), Changlang (73.24), Papum Pare (71.32) |
| Assam | 2 | Nchills (90.04), Karbi Anglong (74.78) |
| Chhattisgarh | 6 | Bijapur (81.80), Dantewada (75.74), Narayanpur (75.30), Bastar (68.20), Jashpur (68.05), Surguja (56.12) |
| Dadra & Nagar Haveli | 8 | Amboli (100.00), Dapada (100.00), Dudhani (100.00), Khanvel (100.00), Kilvani (100.00), Mandoni (100.00), Naroli (100.00), Randha (100.00) |
| Gujarat | 5 | Dang (98.61), Dahod (79.84), Valsad (78.20), Navsari (61.64), Vadodar Corp. (50.31) |
| Jammu & Kashmir | 8 | Kargil (100.00), Leh (100.00), Khunti (75.70), Gumla (73.35), Rajouri (62.19), Ranchi (61.15), Lohardagga (53.54), East Singhbhum (52.86) |
| Karnataka | 3 | Raichur (91.58), Belgaum (64.51), Bidar (62.64) |
| Kerala | 1 | Ernakulam (85.64) |
| Lakshadweep | 1 | Lakshdweep (100.00) |
| Madhya Pradesh | 15 | Jhabua (95.85), Barwani (86.73), Dhar (81.74), Betul (79.40), Dindori (75.62), Anooppur (70.66), Mandla (68.81), Umaria (61.58), Seoni (60.49), Shahdol (59.46), Ratlam (59.03), Narsinghpur (54.27), Khandwa (53.98), Khargone (52.44), Sehore (51.92) |
| Maharashtra | 4 | Nandurbar (93.34), Dhule (83.14), Gadchiroli (63.61), Raigarh (58.54) |
| Manipur | 5 | Tamenglong (99.08), Senapati (99.05), Churachandpur (98.95), Chandel (98.37), East Garo Hills (100.00) |
| Meghalaya | 6 | Ukhul (100.00), Ri Bhoi (97.60), Jaintia Hills (96.81), South Garo Hills (73.37), West Garo Hills (63.79), East Khasi Hills (57.81) |
| Mizoram | 3 | Saiha (72.57), Lunglei (65.12), Lawngtlai (56.29) |
| Nagaland | 8 | Dimapur (100.00), Mon (100.00), Phek (100.00), Tuensang (100.00), Kiphire (100.00), Longleng (100.00), Zunheboto (100.00), Mokokchung (72.30) |
| Orissa | 10 | Malkangiri (80.67), Mayurbhanj (80.23), Keonjhar (73.32), Rayagada (73.24), Koraput (67.76), Deogarh (64.95), Kandhamal (64.73), Nawarangpur (62.02), Sundergarh (61.33), Dhenkanal (50.97) |
| Rajasthan | 3 | Pratapgarh (98.46), Dungarpur (91.38), Udaipur (76.70) |
| Sikkim | 1 | South (97.85) |
| Tripura | 3 | Dhalai (82.27), South (71.48), North (52.21) |
| Uttar Pradesh | 1 | Sonebhadra (63.14) |
| Total | 108 | |

Districts with more than 10000 ST out of school children

| | | | |
|-----|----------------|---------------|-------|
| 1. | Orissa | Mayurbhanj | 28948 |
| 2. | Chhattisgarh | Bijapur | 26506 |
| 3. | Chhattisgarh | Dantewada | 25415 |
| 4. | Orissa | Rayagada | 22171 |
| 5. | Madhya Pradesh | Barwani | 20059 |
| 6. | Chhattisgarh | Bastar | 17860 |
| 7. | Orissa | Koraput | 16778 |
| 8. | Orissa | Keonjhar | 16224 |
| 9. | Orissa | Malkangiri | 14710 |
| 10. | Assam | Karbi Anglong | 14411 |
| 11. | Madhya Pradesh | Dhar | 12363 |
| 12. | Orissa | Nawarangpur | 12307 |
| 13. | Madhya Pradesh | Jhabua | 12275 |
| 14. | Orissa | Sundergarh | 11312 |
| 15. | Karnataka | Gulbarga | 11100 |

Districts with more than 50 % Out of School Children being Muslims

| Name of State | No. of Districts | Name of the districts with % of Muslims Out of School Children |
|-----------------|------------------|--|
| Andhra Pradesh | 1 | Hyderabad(63.56) |
| Assam | 6 | Dhubri (83.60),Nagaon (70.84) ,Barpeta (59.90), Bongaigaon (58.84),Darrang (56.27),Goalpara (54.20) |
| Bihar | 3 | Purnea (68.58),Katihar(51.84), Araria(50.34) |
| Haryana | 1 | Mewat(75.56) |
| Jammu & Kashmir | 15 | Anantnag(100.00),Ganderbal(100.00),Kupwara (100.00), Pulwama(100.00),Kulgam(99.81), Poonch (99.29), Budgam (99.05), Srinagar(97.83), Baramulla (97.80), Bandipora(97.62), Shopian (87.36), Kishtwar (69.48), Kargil (65.71),Rajouri(62.66),Ramban(54.28) |
| Karnataka | 4 | Bidar(98.15),Belgaum(93.05),Gulbarga(80.36), Dhakshana Kannada(76.43) |
| Kerala | 3 | Kollam (92.97), Ernakulam(87.77),Malappuram(65.42) |
| Maharashtra | 2 | Solapur(65.25),Beed (61.65) |
| Uttar Pradesh | 3 | Saharanpur(60.38),Bijnor(55.13),Ghaziabad(54.69) |
| Uttarakhand | 1 | Haridwar (63.79) |
| West Bengal | 1 | Murshidabad (68.00) |
| Total | 40 | |

Districts with more than 10000 Muslims out of school children

| | | | |
|-----|----------------|----------------|-------|
| 1. | Haryana | Mewat | 64100 |
| 2. | Bihar | Purnea | 41388 |
| 3. | Assam | Dhubri | 31521 |
| 4. | West Bengal | Murshidabad | 25930 |
| 5. | Bihar | East Champaran | 24887 |
| 6. | Bihar | Darbhangha | 24673 |
| 7. | Bihar | Katihar | 22440 |
| 8. | Assam | Nagaon | 22168 |
| 9. | Andhra Pradesh | Hyderabad | 21085 |
| 10. | Karnataka | Gulbarga | 18617 |
| 11. | Bihar | Begusarai | 14501 |
| 12. | West Bengal | South 24 Pdns | 14254 |
| 13. | Assam | Barpeta | 13343 |
| 14. | West Bengal | Malda | 13117 |
| 15. | Bihar | Madhubani | 12404 |
| 16. | Assam | Darrang | 11884 |
| 17. | Bihar | Araria | 11644 |
| 18. | Bihar | Saran | 10962 |

| Coverage in EGS 2008-09 | | | | | |
|-----------------------------|--------------------------|----------------|----------------|-----------------|---------|
| S. No. | State | EGS sanctioned | Physical | Financial | Remarks |
| 1 | Andaman & Nicobar Island | 19 | 290 | 1.45 | |
| 2 | Andhra Pradesh | 0 | 0 | 0 | |
| 3 | Arunachal Pradesh | 1909 | 41455 | 511.97 | |
| 4 | Assam | 5651 | 413861 | 1241.58 | |
| 5 | Bihar | 0 | 0 | 0.00 | No EGS |
| 6 | Chandigarh UT | 0 | 0 | 0.00 | |
| 7 | Chhattisgarh | 0 | 0 | 0.00 | No EGS |
| 8 | Dadra & Nagar Haveli | 0 | 0 | 0.00 | |
| 9 | Daman & Diu | 0 | 0 | 0.00 | |
| 10 | Delhi | 0 | 0 | 0.00 | No EGS |
| 11 | Goa | 0 | 0 | 0.00 | No EGS |
| 12 | Gujarat | 0 | 0 | 0.00 | No EGS |
| 13 | Haryana | 0 | 0 | 0.00 | No EGS |
| 14 | Himachal Pradesh | 331 | 6261 | 77.32 | |
| 15 | Jammu & Kashmir | 0 | 0 | 0.00 | No EGS |
| 16 | Jharkhand | 0 | 0 | 0.00 | No EGS |
| 17 | Karnataka | 0 | 0 | 0.00 | No EGS |
| 18 | Kerala | 0 | 0 | 0.00 | No EGS |
| 19 | Lakshdweep | 0 | 0 | 0.00 | No EGS |
| 20 | Madhya Pradesh | 919 | 8860 | 136.00 | |
| 21 | Maharashtra | 586 | 38256 | 902.84 | |
| 22 | Manipur | 971 | 30534 | 346.56 | |
| 23 | Meghalaya | 497 | 19680 | 151.04 | |
| 24 | Mizoram | 0 | 0 | 0.00 | No EGS |
| 25 | Nagaland | 134 | 7382 | 46.88 | |
| 26 | Orissa | 0 | 0 | 0.00 | No EGS |
| 27 | Puducherry | 0 | 0 | 0.00 | No EGS |
| 28 | Punjab | 0 | 0 | 0.00 | No EGS |
| 29 | Rajasthan | 0 | 0 | 0.00 | No EGS |
| 30 | Sikkim | 0 | 0 | 0.00 | |
| 31 | Tamilnadu | 0 | 0 | 0.00 | No EGS |
| 32 | Tripura | 0 | 0 | 0.00 | |
| 33 | Uttar Pradesh | 3560 | 106800 | 565.15 | |
| 34 | Uttarakhand | 788 | 37954 | 461.8 | |
| 35 | West Bengal | 17808 | 1836247 | 33061.27 | |
| | Grand Total | 33173 | 2547580 | 37503.86 | |
| Source: PAB Minutes 2008-09 | | | | | |

COVERAGE UNDER AIE - 2008-09

Annexure - XIV

| Sl. No | State | Phy | Fin |
|--------|--------------------------|----------------|------------------|
| 1 | Andaman & Nicobar Island | 0 | 0.00 |
| 2 | Andhra Pradesh | | |
| 3 | Arunachal Pradesh | 19663 | 1073.47 |
| 4 | Assam | 405256 | 7139.96 |
| 5 | Bihar | 970314 | 25201.14 |
| 6 | Chandigarh U.T. | | |
| 7 | Chhattisgarh | 85772 | 4017.04 |
| 8 | Dadra & Nagar Haveli | | |
| 9 | Daman & Diu | | |
| 10 | Delhi | 23779 | 640.75 |
| 11 | Goa | 1816 | 56.84 |
| 12 | Gujarat | 246329 | 7700.32 |
| 13 | Haryana | 36129 | 1023.57 |
| 14 | Himachal Pradesh | 2863 | 44.01 |
| 15 | Jammu & Kashmir | 66930 | 1285.70 |
| 16 | Jharkhand | 91150 | 3429.58 |
| 17 | Karnataka | 181760 | 5354.81 |
| 18 | Kerela | 13172 | 276.61 |
| 19 | Lakshdweep | 156 | 4.68 |
| 20 | Madhya Pradesh | 67766 | 3425.21 |
| 21 | Maharashtra | 135948 | 6451.43 |
| 22 | Manipur | 37132 | 1053.51 |
| 23 | Meghalaya | 32499 | 1337.54 |
| 24 | Mizoram | 17457 | 708.16 |
| 25 | Nagaland | | |
| 26 | Orissa | 129244 | 2820.77 |
| 27 | Puducherry | 892 | 34.61 |
| 28 | Punjab | 72636 | 1905.90 |
| 29 | Rajasthan | 87060 | 2696.92 |
| 30 | Sikkim | | |
| 31 | Tamilnadu | 86414 | 2895.21 |
| 32 | Tripura | | |
| 33 | Uttar Pradesh | 260920 | 7311.22 |
| 34 | Uttarakhand | 17789 | 349.47 |
| 35 | West Bengal | 450794 | 7698.19 |
| | Grand Total | 3541640 | 95936.624 |

Source : PAB minutes 2008-09

AGENDA NOTE: INITIATIVES FOR SC, ST EDUCATION UNDER SSA

1. The overarching goal of the SSA is to bridge social category gaps at elementary level by 2010.
2. **Focus on the access of 71406 villages with 40% SC population**
 - (a) Govt. of India vide its letter dated 26.5.2008 had advised the states to provide information regarding access to primary/upper primary schools 71406 villages with 40% of SC population. The list of State / UT wise number of villages with 40% SC population is at Annexure- I.

(b) Only 4 states have responded uptill now. It is seen that there exists gap in access

| Name of State | No. of village with 40% SC population | No. of villages without PS | No. of villages without UPS | Remarks |
|-------------------|---------------------------------------|----------------------------|-----------------------------|--|
| Puducherry | 19 | 0 | 0 | Some villages are served by Private unaided schools and not govt. schools at primary/ upper primary level. |
| Arunachal Pradesh | 3 | 3 | 0 | 2 villages are covered by EGS centres |
| Punjab | 3789 | 19 | 124 | |
| Kerala | NIL | NA | NA | NA |

(c) The sanctions for opening of the school for the year the year 2008-09 have already been made. The States are advised to open up PS/UPS in these villages on priority.

(d) The other 31 States/ UTs from whom information is awaited are requested to send information urgently.

3. Retention of SC/ST Children upto elementary level

(a) It is seen that drop out rates of SC/ST are declining slowly compared to overall drop out rates At the national level the dropout gap at primary level is 8 ppt and 14 ppt for SC & ST respectively; whereas, at elementary level this gap is 6 ppt and 14 ppt respectively.

| | Drop Out | | | | | | | | | | | |
|-----------------|----------|-------|--------------|------------|-------|--------------|--------------|--------------|--------------|--------------|--------------|--------------|
| | 2002-03 | | | | | | 2005-06 | | | | | |
| | Primary | | | Elementary | | | Primary | | | Elementary | | |
| | Boys | Girls | Total | Boys | Girls | Total | Boys | Girls | Total | Boys | Girls | Total |
| SC | 41.1 | 41.9 | 41.5 | 58.2 | 62.2 | 59.9 | 33.61 | 34.02 | 33.79 | 53.7 | 57.28 | 55.25 |
| ST | 50.8 | 52.1 | 51.4 | 66.9 | 71.2 | 68.7 | 40.3 | 39.3 | 39.8 | 62.76 | 63.2 | 62.95 |
| Over All | | | 34.89 | | | 52.79 | 28.53 | 21.54 | 25.47 | 48.49 | 48.98 | 48.71 |

Source: SES 2005-06

(b) The states with high dropout gaps are as follows:

| High Dropout gap | | |
|------------------|--|--|
| | SC | ST |
| Primary | UP (37), J & K (16), Ukd (11) | TN (32), AP (25), Orissa (21), Manipur (20), Gujarat (19) |
| Elementary | Goa (47.52), Delhi (29.4), Haryana (21.5), HP (15.8), Punjab (17.8), UP (15.4) & Chandigarh (12) | Tamil Nadu (29.4), Daman & Diu (27), Maharastra (26), Manipur (23.5), A & N Islands (22), AP (19.5), Gujarat (18.3), Orissa (18.1), & West Bengal (16.4) |

(c) The Statewise details are in Annexure-II.

(d) The States are advised to ensure participation of children through tracking of their attendance.

- (e) The states must develop a long term focus on reduction of drop outs and increasing retention. They should develop a district wise disaggregated projection on reduction of dropouts for next three years. They should share the same with GoI by September 30th 2008 and provide it to Amit Saxena, Consultant, MIS Unit, TSG, Ed.CIL, 10-B, Indraprastha Estate, New Delhi.

4. Focus on Education of Wards of Safai Karmacharis

- (a) It has been brought to our notice by the National Commission for Safai Karmacharis, that more efforts are required on the part of the SSA program to provide access to schooling for children / wards of Safai Karmacharis, as well as to the need of targeting mobilization activities among this community to spread awareness and encourage them to send their children to schools.
- (b) The States were advised to take action on the following vide our letter D.O. No. 10-5/2006-EE.11 dated 24th June 2008.
- i. Identifying the areas in which Safai Karmacharis reside and thereafter ensuring that there is access to a Govt. primary schooling facility within 1 Km of that area.
 - ii. Undertake community mobilization activities in such areas to ensure universal participation of children of Safai Karmacharis in the 6-14 age group in primary / elementary schools.
 - iii. Ensure that children of Safai Karmacharis are admitted, enrolled and retained in schools and that there is no discrimination in admissions.
 - iv. Remedial teaching is available to these children, wherever required.
 - v. All facilities as per norms, like free text books etc. are made available to these children.
 - vi. Tracking of such children is done to ensure their retention and completion of elementary education with satisfactory achievement levels.
 - vii. Special teacher training modules for teachers in schools are developed & transacted, so that teachers are sensitized and any in-class discrimination is not allowed.
- (c) The States are requested to furnish report on the action taken with regard to education of Wards of Safai karmacharis by Oct' 2008.

5. Initiative for Improving Learning Outcomes of SC and ST children.

- (a) The data of National Pupil Achievement Survey has revealed that there is a gap in learning outcomes of SC & ST children. The subject and class wise mean achievement is as follows:

| Subject | Category | Class III | Class V | | Class VII | Class VIII |
|----------|----------|-----------|-----------|------------|-----------|------------|
| | | | Ist Round | IInd Round | | |
| Language | SC | 60.42 | 57.10 | 59.53 | 52.50 | 50.35 |
| | ST | 60.65 | 58.19 | 57.22 | 54.65 | 50.23 |
| | Overall | 63.12 | 58.87 | 60.31 | 54.25 | 53.86 |
| Maths | SC | 54.6 | 44.97 | 48.02 | 28.78 | 37.0 |
| | ST | 59.43 | 44.12 | 45.79 | 33.20 | 37.76 |
| | Overall | 58.25 | 46.51 | 48.46 | 30.50 | 39.17 |
| EVS | SC | - | 48.53 | 51.64 | - | - |
| | ST | - | 49.52 | 50.79 | - | - |
| | Overall | - | 50.30 | 52.19 | - | - |
| Science | SC | - | - | - | 36.42 | 38.46 |
| | ST | - | - | - | 37.36 | 41.53 |
| | Overall | - | - | - | 37.78 | 41.30 |

| Subject | Category | Class III | Class V | | Class VII | Class VIII |
|---------|----------|-----------|-----------|------------|-----------|------------|
| | | | Ist Round | IInd Round | | |
| SST | SC | - | - | - | 33.45 | 42.81 |
| | ST | - | - | - | 34.90 | 45.76 |
| | Overall | - | - | - | 34.04 | 46.19 |

- (b) The States are advised to target remedial teaching and learning enhancement programme at SC & ST children in particular.
- (c) The 11 states are using primers for transacting instructions to tribal children for better transitions from home to the state language. The States are advised to use bridge material wherever required. The details are in Annexure III

6. Progress against sanctions of 2007-08 under SC/ST innovation:

- (a) In 2007-08, Rs 5411.474 lakhs was sanctioned under component of Innovation for SC/ST head out of which the Rs. 3135.337 lakh (57.9%) has been spent on SC/ST innovation. The State details of expenditure are in Annexure IV.
- (b) Chhatisgarh, Goa, HP, J & K, Karnataka, Mizoram, Nagaland, Orissa and Taminadu have spent 100%.
- (c) Lakshdweep, Puducharry, MP, Assam, AP, Manipur, WB, Punjab, Rajasthan, Jharkhand, UP have spent less than 50%.

7. Sanctions for SC/ ST children under Innovation Component in 2008-09

- (a) During 2008-09, Rs 7181.05 lakh is sanctioned under SSA programme for SC/ST Innovation
- (b) The State wise sanctions of activities for SC-ST innovation are in Annexure V

8. Reduction In Out of School Children (OOSC)

- (a) The data on out of school children though has shown encouraging trends towards narrowing of social category gaps. Yet ST children and in some district SC children are out of school

| Categories | 2008-09 | | | |
|------------|---------------------------|--------------------------------|--------------------------|---|
| | Total Children 6-14 years | Children who are Out-of-School | Percentage Out-of-School | High share of SC & ST |
| SC | 418.00 lakh | 9.79 lakh | 2.34% | Bihar, UP, West Bengal, Orissa & Punjab |
| ST | 219.85 lakhs | 8.18 lakhs | 3.72% | Orissa, Chattisgarh, MP, Andhra Pradesh |

- (b) 12 districts have more than 10,000 SC OOSC. [Nalanda, East Champaran, Begusarai, Nawada, Aurangabad, Patna (Rural), Sitamarhi, Purnea (Bihar), Sitapur (Uttar Pradesh), Dharwad (Karnataka), South 24 Parganas (West Bengal), Mewat (Haryana)]
- (c) 15 districts have more than 10,000 ST OOSC [Mayurbanj, Rayagada, Koraput, Keonjhar, Malkangiri, Nawarangpur, Sundergarh (Orissa), Bijapur, Dantewada, Bastar (Chhattisgarh), Barwani, Dhar, Jhabua (Madhya Pradesh), Karbi Anglong (Assam), Gulbarga (Karnataka)]
- (d) The State should focus on district with more than 10000 OOS SC or ST children.

- (e) The state should focus on narrowing the gaps by constant monitoring of AIE strategies through coverage of out of school children.

The State wise details of SC & ST OOSC is at Annexure VII/VIII

9. Status of other Educational Indicators of SC:

- (a) The States are advised to fill enrollment data properly in DISE formats
 (b) **The States are also advised to looked at disaggregated districts/sub district data for improving enrolment**
 (c) Gross Enrollment Rate

| Categories | GER | | | | | | | | | | | |
|------------|---------|-------|-------|---------------|-------|-------|---------|--------|--------|---------------|-------|-------|
| | 2002-03 | | | | | | 2005-06 | | | | | |
| | Primary | | | Upper Primary | | | Primary | | | Upper Primary | | |
| | Boys | Girls | Total | Boys | Girls | Total | Boys | Girls | Total | Boys | Girls | Total |
| SC | 101.4 | 89.4 | 95.6 | 63.2 | 48.6 | 56.3 | 126.15 | 110.07 | 118.41 | 81.03 | 64.92 | 73.4 |
| ST | 104.8 | 92.3 | 98.7 | 55 | 40.8 | 48.2 | 131.4 | 121.12 | 126.36 | 77.76 | 65.12 | 71.68 |
| All Over | | | 95.39 | | | 60.99 | 112.69 | 105.87 | 109.4 | 75.41 | 66.50 | 71.15 |

Source: SES 2005-06

The State-wise GER details are in Annexure-IX & X.

- (d) The States having GER gap at upper primary level among SCs are Goa (42), Delhi (39), Chandigarh (26), WB (7), Rajasthan (5)
 (e) The States having GER Gap among the ST Student at upper primary level are Manipur (25), Maharashtra (18), Orissa (18), WB (11), J & K (10)
 (f) The States are advised to see that all SC and ST children are covered.

Annexure I

State/UT wise no. of villages with >50% / >40% SC population

| Sl. No | Name of State/UT | No. of Villages with | |
|--------|-------------------|----------------------|--------------------|
| | | >50% SC population | >40% SC population |
| 1. | Uttar Pradesh | 10261 | 17716 |
| 2. | West Bengal | 7546 | 10380 |
| 3. | Orissa | 2512 | 4190 |
| 4. | Bihar | 2476 | 4137 |
| 5. | Rajasthan | 2463 | 4122 |
| 6. | Madhya Pradesh | 2078 | 3969 |
| 7. | Himachal Pradesh | 2594 | 3907 |
| 8. | Punjab | 2069 | 3789 |
| 9. | Tamil Nadu | 2158 | 3550 |
| 10. | Karnataka | 2147 | 3478 |
| 11. | Jharkhand | 1891 | 2739 |
| 12. | Uttarakhand | 1442 | 2140 |
| 13. | Andhra Pradesh | 908 | 1883 |
| 14. | Chhattisgarh | 987 | 1360 |
| 15. | Assam | 883 | 1186 |
| 16. | Maharashtra | 575 | 1134 |
| 17. | Haryana | 391 | 753 |
| 18. | Jammu & Kashmir | 495 | 727 |
| 19. | Gujarat | 50 | 117 |
| 20. | Tripura | 30 | 64 |
| 21. | Manipur | 24 | 26 |
| 22. | Puducherry | 9 | 19 |
| 23. | Meghalaya | 7 | 8 |
| 24. | Delhi | 1 | 5 |
| 25. | Arunachal Pradesh | 3 | 3 |
| 26. | Kerala | 1 | 2 |
| 27. | Sikkim | 1 | 1 |
| 28. | Chandigarh | - | 1 |
| | | 44002 | 71406 |

(Census 2001)

State-wise Dropout Rate of SC & ST (Elementary)

| Sl.no. | State | Drop out rate among all student | Drop out rate among SC | Drop out rate among ST | Drop out rate GAP among SC | Drop out rate GAP among ST |
|--------|----------------------|---------------------------------|------------------------|------------------------|----------------------------|----------------------------|
| 1 | Andhra Pradesh* | 59.07 | 64.51 | 78.51 | -5.44 | -19.44 |
| 2 | Arunachal Pradesh* | 54.11 | 37.74 | 58 | 16.37 | -3.89 |
| 3 | Assam | 73.48 | 70.43 | 75.73 | 3.05 | -2.25 |
| 4 | Bihar | 73.37 | 80.07 | 74.15 | -6.7 | -0.78 |
| 5 | Chhattisgarh | | | | 0 | 0 |
| 6 | Goa | 4.95 | 52.48 | | -47.53 | |
| 7 | Gujarat | 46.41 | 44.82 | 64.7 | 1.59 | -18.29 |
| 8 | Haryana | 10.63 | 32.16 | | -21.53 | |
| 9 | Himachal Pradesh | 10.82 | 26.61 | 1.46 | -15.79 | 9.36 |
| 10 | Jammu & Kashmir | 38.14 | 17.7 | 37.55 | 20.44 | 0.59 |
| 11 | Jharkhand | | | | 0 | 0 |
| 12 | Karnataka | 44.83 | 50.26 | 43.46 | -5.43 | 1.37 |
| 13 | Kerala | 0 | 0 | 11.64 | 0 | |
| 14 | Madhya Pradesh | 41.25 | 37.77 | 44.13 | 3.48 | -2.88 |
| 15 | Maharashtra | 23.5 | 26.31 | 49.27 | -2.81 | -25.77 |
| 16 | Manipur | 35.97 | 0 | 59.51 | 35.97 | -23.54 |
| 17 | Meghalaya | 64.02 | 67.16 | 66.93 | -3.14 | -2.91 |
| 18 | Mizoram | 64.86 | | 64.12 | | 0.74 |
| 19 | Nagaland* | 38.1 | | 32.03 | | 6.07 |
| 20 | Orissa | 62.63 | 67.55 | 80.74 | -4.92 | -18.11 |
| 21 | Punjab | 32.98 | 50.75 | | -17.77 | |
| 22 | Rajasthan | 59.47 | 64.34 | 59.51 | -4.87 | -0.04 |
| 23 | Sikkim | 63.17 | 66.69 | 25.9 | -3.52 | 37.27 |
| 24 | Tamilnadu | 22.11 | 19.49 | 51.51 | 2.62 | -29.4 |
| 25 | Tripura | 55.88 | 35.23 | 70.13 | 20.65 | -14.25 |
| 26 | Uttar Pradesh | 41.25 | 56.7 | 29.65 | -15.45 | 11.6 |
| 27 | Uttarakhand | | | | 0 | 0 |
| 28 | West Bengal | 62.45 | 71.77 | 78.83 | -9.32 | -16.38 |
| 29 | Andaman & Nicobar Is | 12.44 | | 34.47 | | -22.03 |
| 30 | Chandigarh UT* | 40.79 | 52.76 | | -11.97 | |
| 31 | Dadra Nagar Haweli | 40.24 | 15.2 | 48.8 | 25.04 | -8.56 |
| 32 | Daman & Diu* | 7.34 | 0 | 33.97 | 7.34 | -26.63 |
| 33 | Delhi* | 16.34 | 45.77 | | -29.43 | |
| 34 | Lakshdweep | 7.57 | | 7.26 | | 0.31 |
| 35 | Puducherry | 0 | 0 | | 0 | 0 |
| | Total | 48.71 | 55.25 | 62.95 | -6.54 | -14.24 |

*SES 2006-07

The negative values indicate GAP

Initiatives for Education of ST children under SSA

| Sl. No. | State | Initiatives for Bridge materials in Tribal Language |
|---------|----------------|--|
| 1. | Andhra Pradesh | <ol style="list-style-type: none"> 10 tribal languages (Banjara, Gond, Savara, Adivasi Oriya and Kui etc) Andhra Pradesh has developed 1st and 2nd grade materials and is working on 3rd grade in eight of its 32 tribal languages. Training in new teaching methods has taken place. About 1000 schools are following MLE principles using the new materials and methodology. |
| 2. | Assam | <ol style="list-style-type: none"> Assam already has mother tongue education in two of its major language groups and textbooks are published in one tribal language. It is currently planning on developing an MLE program in the tea gardens where there is the highest dropout and lowest achievement rates in the state. A sociolinguistic survey has been undertaken in November 06. This is followed by a material development workshop, initially for kindergarten and then for grades 1 and 2. |
| 3. | Chhattisgarh | <ol style="list-style-type: none"> SSA, Chhattisgarh has held three state level seminars and series of preparatory workshops in tribal areas on multilingual education since October 2006. There has been a positive response from the tribal and non tribal teachers present as well as NGOs working in linguistics and literacy in tribal areas. A support team has emerged and there are plans to initially work with seven languages (Halbi, Gondi, Surgujia). A primer has developed in Gondi language to learn Devnagari Hindi. & in Surgujia to learn Hindi Varn Mala Along with socio linguistic surveys the State is working on material development and teacher training. |
| 4. | Gujarat | <ol style="list-style-type: none"> 2 tribal languages (Bhilli and Kutchi) Bilingual Dictionary (in 45 talukas; 30-35 dictionaries); Activity cards (words in 3 languages (Hindi, English & Gujrati), space left out for home language); Local specific TLMs developed for tribal areas; Use of Chitra dictionary developed by <i>Bhasha Sanstha</i> in Badodara; Practice books (workbooks) for classes I & II in state language; Child tracking in tribal areas; Training for BRCs and CRCs for effective use of local language and TLMs; Orientation of non-tribal teachers for helping tribal children in home language and with local specific TLMs. |
| 5. | Jharkhand | <p>5 tribal languages (Mundari, Oraon, Kharia, Santhali, Kurukh)</p> <ol style="list-style-type: none"> Language workshops at Jamshedpur (on <i>Ho</i>), Dumka (on <i>Santhali</i>) and Ranchi (on <i>Mundari</i> & <i>Kurukh</i> language) in the then Bihar Textbooks developed in children's home language; |

| Sl. No. | State | Initiatives for Bridge materials in Tribal Language |
|---------|-------------|--|
| | | <p>3. Local artists, journalists, teachers involved in material development;</p> <p>4. Recently NCERT, in collaboration with CIIL, has taken up a programme to do consultations and training on tribal education. Children, teachers, parents and policy makers were involved in expressing their needs and listening to each other. Several training sessions are to follow to equip teachers to use the mother tongue of the children in the classroom.</p> <p>Primers developed by Jharkhand Tribal Research Institute and NCERT</p> <ul style="list-style-type: none"> • Shishu Hanse part I,II,III,IV,V in Ho Language • Mundari Puttri Part I,II,III,IV,V in Mundari • Santhali Chicki Part I,II,III,IV,V in Mundari Language • Puna Vinko I,II,III,IV,V in Kurukh Language • Khariya Puttri I,II,III,IV,V in Kahariya Language |
| 6. | Kerala | <p>1. Materials developed for MGLCs in tribal areas;</p> <p>2. Local specific experiences built into materials and pedagogy</p> <p>3. Community participation encouraging.</p> <p>4. Developed cards for 3rd standard only instead of Text Books considering the local specifically, language, culture, local knowledge, experiences etc. at state and districts level with freedom to change the languages and even the illustrations on the basis of the local specificity.</p> <p>5. Developed a material for learning English in the AIE centres of wayanad exclusively a tribal districts. This also used to teach in other schools also.</p> <p>6. A reference material for the teachers of tribal areas was also developed for helping the teachers to familiarize the synonyms in tribal language, which were unfamiliar to the teachers.</p> <p>7. Material prepared to familiarize the unfamiliar words in malayalam for the tribal students of kesarged districts, whose mother tongue is "Kannada".</p> |
| 7. | Manipur | Picture cards developed in tribal languages for early grades and are used in the schools of tribal dominated districts. |
| 8. | Orissa | <i>Orissa Primary Education Programme Authority</i> has designed a pilot MLE project to begin in 10 (out of 62) languages such as Bonda, Koya, Kobi, Juang, Saora Desia etc. Through series of consultations and workshops the State has managed to develop village based curriculum, wide range of teaching learning materials using local resources, teacher training on content and attitudinal issues. The State is in the process of using the materials and principles in around 200 schools in the tribal districts. |
| 9. | West Bengal | West Bengal uses textbooks in five languages including one tribal language (Santhali) |

| Sl.no. | State | SC/ST | | | | | | Minority | | | | | |
|--------|---------------------------|----------------------|-----------------|---------------------|-----------------|-------------------------|----------------|----------------------|---------------|---------------------|---------------|-------------------------|----------------|
| | | PAB Approved 2007-08 | | Achievement 2007-08 | | AWP&B approvals 2008-09 | | PAB Approved 2007-08 | | Achievement 2007-08 | | AWP&B approvals 2008-09 | |
| | | Physical | Financial | Physical | Financial | Physical | Financial | Physical | Financial | Physical | Financial | Physical | Financial |
| 1 | Andaman & Nicobar Island* | 2 | 20.00 | 0 | 0.00 | 0 | 35.00 | 0 | 0.00 | 0 | 0.00 | 0 | 0.00 |
| 2 | Andhra Pradesh* | 23 | 270.79 | 11 | 62.21 | 23 | 287.78 | 0 | 0.00 | 0 | 0.00 | 10 | 96.28 |
| 3 | Arunachal Pradesh | 0 | 0.00 | 0 | 0.00 | 16 | 240.00 | 0 | 0.00 | 0 | 0.00 | 0 | 0.00 |
| 4 | Assam | 23 | 345.00 | 23 | 82.39 | 23 | 345.00 | 0 | 0.00 | 0 | 0.00 | 23 | 115.00 |
| 5 | Bihar | 37 | 281.88 | 30 | 181.19 | 37 | 185.00 | 0 | 0.00 | 0 | 0.00 | 8 | 80.00 |
| 6 | Chandigarh UT* | 0 | 0.00 | 0 | 0.00 | | 10.00 | 0 | 0.00 | 0 | 0.00 | 0 | 0.00 |
| 7 | Chhattisgarh | 18 | 160.97 | 18 | 160.97 | 18 | 261.02 | 0 | 0.00 | 0 | 0.00 | 0 | 0.00 |
| 8 | Dadra Nagar Haweli* | 1 | 5.24 | | | 1 | 14.36 | | | | | | |
| 9 | Daman & Diu* | | 4.00 | | | | | 0 | 0.00 | 0 | 0.00 | 0 | 0.00 |
| 10 | Delhi | 9 | 45.00 | 9 | 36.00 | 9 | 45.00 | 0 | 0.00 | 0 | 0.00 | 3 | 45.00 |
| 11 | Goa | 0 | 30.12 | 0 | 30.12 | 0 | 25.58 | 30 | 8082.00 | 30 | 8.82 | 0 | 0.00 |
| 12 | Gujarat | 0 | 0.00 | 0 | 0.00 | 25 | 125.00 | 25 | 125.00 | 0 | 118.95 | 25 | 375.00 |
| 13 | Haryana | 20 | 200.00 | 18 | 194.47 | 20 | 300.00 | 12 | 0.00 | 0 | 0.00 | 20 | 95.05 |
| 14 | Himachal Pradesh | | 134.73 | | 134.73 | | 145.96 | 0* | 51.55 | 0 | 51.55 | 0 | 0.00 |
| 15 | Jammu & Kashmir | 14 | 20.00 | 12 | 20.00 | 22 | 110.00 | 0 | 0.00 | 0 | 0.00 | 22 | 330.00 |
| 16 | Jharkhand | 22 | 220.00 | 22 | 19.39 | 24 | 360.00 | 1 | 0.00 | 0 | 0.00 | 20 | 244.40 |
| 17 | Karnataka | 27 | 202.50 | 27 | 202.50 | 29 | 435.00 | 0 | 0.00 | 0 | 0.00 | 29 | 217.50 |
| 18 | Kerala | 14 | 151.85 | 5 | 144.35 | 14 | 210.00 | 4 | 0.00 | 1 | 0.00 | 14 | 139.44 |
| 19 | Lakshdweep | | 15.00 | | 8.13 | 0 | 15.00 | 0 | 0.00 | 0 | 0.00 | 0 | 5.00 |
| 20 | Madhya Pradesh | 114 | 59.36 | 114 | 19.14 | 4955 | 669.00 | 109584 | 918.35 | 0 | 467.95 | 0 | 0.00 |
| 21 | Maharashtra | 35 | 420.00 | 8941 | 409.49 | 35 | 525.00 | 0 | 0.00 | 1 | 1.42 | 28 | 420.00 |
| 22 | Manipur | 0 | 135.00 | 0 | 22.50 | 9 | 101.31 | 0 | 0.00 | 0 | 0.00 | 0 | 0.00 |
| 23 | Meghalaya | 0 | 95.00 | 0 | 0.00 | 7 | 87.00 | 0 | 0.00 | 0 | 0.00 | 1 | 15.00 |
| 24 | Mizoram | 3 | 120.00 | 3 | 120.00 | 8 | 120.00 | 0 | 0.00 | 0 | 0.00 | 2 | 15.00 |
| 25 | Nagaland | 11 | 130.00 | 11 | 130.00 | 11 | 165.00 | 0 | 0.00 | 0 | 0.00 | 11 | 0.00 |
| 26 | Orissa | 1 | 450.00 | 0 | 450.00 | 0 | 448.50 | 0* | 0.00 | 0 | 0.00 | 0 | 100.00 |
| 27 | Puducherry | 4 | 60.00 | 4 | 30.98 | 4 | 35.00 | 0 | 0.00 | 0 | 0.00 | 1 | 5.00 |
| 28 | Punjab | 20 | 200.00 | 20 | 26.25 | 20 | 188.00 | 0 | 0.00 | 0 | 0.00 | 0 | 0.00 |
| 29 | Rajasthan | 1626351 | 478.50 | 129077 | 52.84 | 0 | 484.76 | 0 | 0.00 | 0 | 0.00 | 0 | 0.00 |
| 30 | Sikkim* | 0 | 0.00 | 0 | 0.00 | 8000 | 60.00 | 0 | 12.00 | 0 | 0.00 | 0 | 60.00 |
| 31 | Tamilnadu | 139200 | 450.00 | 139200 | 450.00 | 55350 | 450.00 | 0 | 0.00 | 0 | 0.00 | 45990 | 450.00 |
| 32 | Tripura* | 0 | 0.00 | 0 | 0.00 | 4 | 15.00 | 0 | 0.00 | 0 | 0.00 | 0 | 0.00 |
| 33 | Uttar Pradesh | 0 | 350.00 | 0 | 1.49 | 70 | 476.28 | 0 | 0.00 | 0 | 0.00 | 22 | 220.00 |
| 34 | Uttarakhand | 13 | 117.76 | 13 | 110.83 | 10 | 106.50 | 0 | 0.00 | 0 | 0.00 | 11 | 64.00 |
| 35 | West Bengal | 0 | 238.77 | 0 | 35.37 | 0 | 100.00 | 0 | 0.00 | 0 | 0.00 | 0 | 200.00 |
| | Total | 1765962 | 5411.474 | 277558 | 3135.337 | 68744 | 7181.05 | 109656 | 9188.9 | 32 | 648.69 | 46240 | 3291.67 |

Source: PAB Minutes 2008-09

| | | SC/ST | | | Minority | | |
|----|--------------------------|---|--------------|-----------|--|--------------|-----------|
| | | Innovation Description | Target | Approvals | Innovation Description | Target | Approvals |
| 1 | Andaman & Nicobar Island | Intervention mainly provides for bicycles & Educational kits for ST students at class VIII level | 0 | 35 | | 0 | 0.00 |
| 2 | Andhra Pradesh | | | | | | |
| 3 | Arunachal Pradesh | Running expenditures for girls in 50 hostel @ Rs 7000 per girl per annum | 1500 | 105 | | | |
| | | non recurring expenditure for 28 residential schools for kitchen equipments, bedding and furniture not more than @ Rs 7000 per girl child | | | | | |
| | | Remdial coaching for girls in the districts where savings after accruing expenditures for hostels /residential schools @ Rs 445 per child | 15478 | 88.88 | | | |
| | | Total | 16 districts | 240 | | | |
| 4 | Assam | Activities like retention driven provision of uniforms and woolen sweater for 100 meritorious children in 999 districts will be taken up. The outlay approved is Rs. 345.00 lakhs for 23 districts. | 23 Districts | 345 | The state will conduct programme of mobilizing community for enrolment in formal schooling of minority children, particularly girls, through organizing mother groups, retention drives etc. the outlay approved is Rs. 115.00 lakhs for 23 districts. | 23 Districts | 115.00 |
| 5 | Bihar | Establishment and Running cost (six months) of 1 new Residential Centre per districts for Mahadalit Children (no expenditure on civil works will be allowed) – Each centre will have 50 children. | 37 Districts | 185 | Vocational education to children at upper primary level in 8 districts | 8 | 80.00 |
| | | Establishment and running costs (six months) of 1 new residential centre per district for SC/ST Children (no expenditure on civil works will be allowed) - Each centre will have 50 children. | | | Remedial education to muslim minority children in 8 districts @Rs. 100 per child | | |
| 6 | Chandigarh UT | | | | | | |
| 7 | Chhattisgarh | Special coaching, accelerated learning camps, Maths, and Science clubs, vocational training etc. | 18 | 261.02 | | | |
| 8 | Dadra & Nagar Haveli | | | | | | |
| 9 | Daman & Diu | | | | | | |
| 10 | Delhi | Special enrolment drive @ Rs. 16.6 for 15000 children | 9 | 45 | Special Admission drive in the areas of minority concentration for enrolment of minority children @ Rs. 2 lakh per district for 3 districts | 3 | 45.00 |
| | | Counselling of parents to encourage them for the education of their wards 10000 parents @ Rs. 25/- per parent | | | Periodic counselling of parents to encourage them for the education of their wards in schools by the 106 Educational Vocational and Guidance counsellors of Department of education @ Rs. 3 lakh for 3 districts | | |
| | | Remedial coaching for SC/ST children @ Rs. 2666 per school | | | Educational support to Madarasas/Maktab in terms of TLM @ Rs. 10000 for 110 madarasas | | |
| | | | | | periodical meeting with the madarsa/maktab functionaries and school heads of the minority concentrated districts @ Rs. 2.5 lakh per district for 3 district | | |

| | | SC/ST | | | Minority | | |
|----|------------------|---|--------|-----------|---|--------|-----------|
| | | Innovation Description | Target | Approvals | Innovation Description | Target | Approvals |
| | | | | | organizing remedial coaching for the children of minority community who are enrolled in schools but performing below average @Rs. 200 per child for 5000 children | | |
| | | | | | publications of brochure and pamphlets about policies, plans and the good practices of minority education in Delhi @ Rs. 15 per copy of 10000 copies | | |
| 11 | Goa | | 0 | 25.28 | | 0 | 0.00 |
| 12 | Gujarat | | 25 | 125 | Organization of summer camps in areas with high drop outs, providing extra coaching, training urdu teachers on community mobilization, educational awareness campaign | 25 | 375.00 |
| | | Development of 50 model schools @ 2 schools per district | | | | | |
| 13 | Haryana | Bicycle | | 342.28 | Organizing hobby classes | 20 | 5.00 |
| | | Excursion | | 20 | Free uniform, free text books, stationary, school bags, free shoes and free jupes | | 10.00 |
| | | Vocational | | 83.4 | Providing transport facilities for girls within the village if the distance to travel for girls is more than one kilometer | | 2.00 |
| | | Uniform | | 44 | For enrolment, retention and mainstreaming of girl child bal melas, Nukad Nataks will be organized periodically | | 2.50 |
| | | Shoes | | 26.4 | Community awareness | | 1.05 |
| | | Bags | | 44 | Total | | 95.05 |
| | | Socks | | 4.4 | | | |
| | | Sewing machine | | 16.8 | | | |
| | | Sports kit | | 18.8 | | | |
| | | Total | | 600 | | | |
| 14 | Himachal Pradesh | Material development of basic learning programme | | 107.06 | | | |
| | | Skill Education | | 9.9 | | | |
| | | Bhoti Language | | 4 | | | |
| | | Educational Kits | | 15 | | | |
| | | Exposure visits | | 10 | | | |
| | | Total | | 145.96 | | 0 | 0.00 |
| 15 | Jammu & Kashmir | Provisions of sports material/musical kits | | 33 | Story Telling Festival | 20500 | 25.00 |
| | | Provision of stationary items | | 25 | Exposure Visit of Mother Teacher association | 3550 | 40.00 |
| | | Provision of uniform to SC/ST at upper primary level | | 52 | Honorarium for Resource persons @ 0.08 lakh | 1200 | 72.00 |
| | | Total | 22 | 110 | Arts & Crafts | 5000 | 55.00 |
| | | | | | Training /Workshop for Enrollment Drive of this focus group (ZRP/CRP/ZEO) @ 200/- | 2000 | 4.00 |
| | | | | | Learning Kits for Minority Children & Urban deprived @ 0.02 | 5000 | 100.00 |
| | | | | | Sports Mela /Musical Prog. For enrollment Drive @ 0.4 | 50 | 20.00 |
| | | | | | Printing and documentation @ 0.30 | 40 | 12.00 |
| | | | | | Total | 22 | 330.00 |
| 18 | Jharkhand | Running cost 2 residential centres per district for primitive tribal children (no expenditure on civil works will be allowed) - Each centre will have 50 children | 24 | 360 | Vocational education to children at upper primary level in 20 districts | 20 | 244.40 |
| | | Running cost 1 residential centres per district for SC children (no expenditure on civil works will be allowed) each centre will have 50 children | | | Remedial education to muslim minority children in 20 districts @ Rs. 100 per child | | |

| | | SC/ST | | | Minority | | |
|----|----------------|--|-----------------|----------------|--|--------------|-----------|
| | | Innovation Description | Target | Approvals | Innovation Description | Target | Approvals |
| 17 | Karnataka | Printing of Chinara Karnataka Guide book | | 16 | Awareness programme for religious and community leaders | 202 | 20.20 |
| | | Educational tour for SC/ST children | 22649 chidre | 419.007 | Awareness programme for Mothers of muslim minority children | 202 | 20.20 |
| | | Total | | 435.007 | Awareness programme for fathers of muslim minority children | 202 | 20.20 |
| | | | | | Block level seminars for educationally backward minority children | 202 | 40.40 |
| | | | | | Monthly block level melas for educationally backward minority children | 404 | 4.35 |
| | | | | | 3 days seminars for 50 urdu teachers | 29 | 20.20 |
| | | | | | Hikes and field visits | 202 | 40.80 |
| | | | | | Learning corners | 29 | 20.00 |
| | | | | | Other activity : 1) supply of dictionaries to selected students of 5 th std of below poverty line | 285571 | 11.15 |
| | | | | | 2) Providing lab equipments for selected schools | 58 | |
| | | | Total | 29 districts | 217.50 | | |
| 18 | Kerela | | 14 districts | 210 | minority education. | 14 districts | 139.44 |
| 19 | Lakshdweep | | | 15 | minority education. | | 5.00 |
| 20 | Madhya Pradesh | Increase of seats in 100 Ashramshalas | 3255 children | | | | |
| | | opening of 17 hostels for primitive tribal groups | 1700 children | | | | |
| | | total | | 689 | | | |
| 21 | Maharashtra | preparing ST children for scholarship exams | | | workshops for identification of needs of urdu medium schools, . . . | | |
| | | remedial teaching at CRC level | | | use of urdu CDs and software in upper primary schools where computers are available | | |
| | | vocational training for ST children of 43 EBBs etc | | | facilitating participation of children in middle school and high school scholarship exams | | |
| | | | | | providing school uniform to enrolled minority children who are not covered under the state govt. scheme etc | | |
| | | Total | 35 districts | 525 | | 28 districts | 420.00 |
| 22 | Manipur | | 9 districts | 101.31 | | | |
| 23 | Meghalaya | Residential hostels for (ST)girls | 50 children | | Vocational training to girls belonging to Minority community | 1 district | 15 lakh |
| | | Providing library and reading rooms for ST children in selected CRCs | | | | | |
| | | Opening of Science parks | | | | | |
| | | VSAT connectivity for libraries | | | | | |
| | | Total | 7 districts | 87 | | | |
| 24 | Mizoram | The state is running 155 sports centres for SC/ST the outlay of Rs. 120 lakh approved is for meeting recurring expenditure of these sports centres in the current year | 8 districts | 120 | | | |
| 25 | Nagaland | | 11 districts | 185 | | | |
| 26 | Orissa | | 5.2 lakh childr | Rs. 390 lakhs | Story telling festivals in 11543 schools of 11 urban concentrated districts and two minority concentrated districts for Rs. 3 lakh | | 100.00 |
| | | Uniforms to SC/ST children | | | | | |
| | | Salary to MLE volunteers of MLE pilot schools | 80 volunteers | Rs. 14.60 lakh | 7812 traditional game meet and 2137 formation of child club for Rs. 8 lakh | | |
| | | Collection of children folklore, essay and debate, exposure visit of MLE teachers | | Rs. 44.90 lakh | 2137 art and craft, and 174 science quiz for Rs. 5 lakh | | |
| | | Total | | 448.5 | Camp based learning enhancement programme for Rs. 20 lakh | | |

| | | SC/ST | | | Minority | | |
|----|-------------|--|---------------|------------|---|--------------------|---------------|
| | | Innovation Description | Target | Approvals | Innovation Description | Target | Approvals |
| | | | | | Formation of child club/cabinet for Rs. 9 lakh | | |
| | | | | | Camp based learning enhancement programme for Rs. 40 lakhs | | |
| | | | | | Kids science project and children resource centre for Rs. 15 lakh | | |
| 27 | Pondicherry | Conduct of Special classes (90 centers) for SC Children for equipping them at National level competition @ Rs. 30 per hour for 25 days (2 hours per day) | 90 | 1.35 | Two days Parent awareness classes to familiarize the recent development in Education | 650 parents | 0.30 |
| | | Conduct of Night School study centers for SC children at 275 centers with the assistance of Educational Volunteers by paying honorarium @ Rs. 800/- per month for 10 months. | 255 | 20.4 | The student spent 2- 4 hrs in Madrassas. The teachers of Madrassas will be trained in current approaches in Education and education psychology for 5 days | 50 teacher per day | 0.25 |
| | | Vocational Skill Development for 6 months | 750 | 5.62 | Evening classes to the students those are weak - study centers - supervision by education volunteers for 10 months | 20 | 1.80 |
| | | Personality development Programme for upper primary only(Motivation camp for 2 days with a trip / field visit) for 6 months | 4000 | 8 | Vocational Skill Development in Typewriting, TV Mechanism & Computer Awareness for 6 th class students for 6 months | 100 students | 1.00 |
| | | Total | | 35 | primary only(Motivation camp for 2 days with a trip / | 500 students | 1.50 |
| | | | | | Counseling to parents and students | 20 course | 0.20 |
| | | | | | Distribution of learning materials | 100 | 0.25 |
| | | | | | Total | 1 district | 5.00 |
| 28 | Punjab | Continuation of vocational education (VE) for SC children of upper primary level through vocational education centres @ Rs. 10000 per school | 1880 centres | 188 | | | |
| 29 | Rajasthan | TLM | 792780 | 396.39 | TLM to minority children | 106383 | 53.19 |
| | | Remedial camp in summer and winter vacation | 24440 | 78.2 | Awareness programme | 9401 | 4.70 |
| | | Recurring cost of hostels @ Rs. 3400/- per child | 3 hostel | 10.24 | Workshop of Urdu teachers at block level | 65 | 2.75 |
| | | Total | 484.83 | | Field visit | 7 | 0.70 |
| | | | | | Total | 61.34 | |
| 30 | Sikkim | SC/ST | 8000 children | 60 | Minority | | 60.00 |
| 31 | Tamilnadu | English communication skill improvement | 51000 | 102 | Supply of learning materials /workbooks/Maths & science kit per school | 4590 | 367.20 |
| | | Supply of learning materials/workbooks/Maths & science kit per school | 4350 | 348 | English communication skill improvement | 41400 | 82.80 |
| | | Total | 55350 | 450 | Total | 45990 | 450.00 |
| 32 | Tripura | 4 Residential Hostels for girls were started in four schools in the state of Tripura, 1 for SC in Dhalai, 2 for ST in West and South and 1 for Minority in Tripura. | | | There no proposals under this head in this AWP&B 2008-09 as the state does not have any minority concentrated districts. | | |

| | | SC/ST | | | Minority | | |
|----|---------------|---|--------------|-----------|--|--------------|----------------|
| | | Innovation Description | Target | Approvals | Innovation Description | Target | Approvals |
| | | <p>This year PAB approved an amount of Rs.3.75 lakh (recurring cost) for each existing four hostels for ST/SC children.</p> <p>In 2008-09, State planned to continue the four existing hostels for SC & ST children under innovation head in the four concerned districts for this PAB approved Rs 15 lakh only for these four hostels.</p> | | | <p>There is no Muslim-concentrated district or blocks but there are several pockets in North, West, and South Districts where substantial minority population exists. It is stated that all areas with predominantly Muslim population have been covered with sett</p> <p>One residential hostel for religious minority sanctioned under SSA had been already made functional in Kadamtala RD block of North District.</p> <p>There are 120 aided <i>madarsas</i> in the State. These <i>madarsas</i> are being supported under SSA through providing TLM Grant, School Grant, Teachers Training and Free Textbooks.</p> | | |
| 33 | Uttar Pradesh | Activities like stationary, school bags, residential facility for SC/ST children in special focus districts without civil work was approved. The outlay approved is Rs. 476.28 lakhs for 70 districts. | | | The state proposed various activities for minorities in 22 districts like skill development programme for children. The outlay approved is Rs. 220.00 lakhs for 22 districts to cover 1100 children @ of Rs. 20,000/- per child. | | |
| 34 | Uttarakhand | <p>vocational training</p> <p>remedial teaching</p> | | | <p>The state proposal of various activities for minorities in 4 districts like skill development programme for children, have been approved.</p> <p>remedial teaching</p> <p>strengthening of maktab madaras</p> | | |
| | | Total | 10 districts | 106.5 | | 10 districts | Rs:64.00 lakhs |
| 35 | West Bengal | <p>(A) Special intervention for retention of children, specially girls belonging to SC/ST</p> <p>B) Special remedial Coaching of children, specially girls belonging to SC/ST (C) Special drives/activities</p> <p>Special Survey/Pilot Project for SC/ST Children</p> <p>Vocational Training</p> | | | <p>Awareness generation and orientation of Minority religious leaders towards UEE through meetings/workshops/campaigns</p> <p>Orientation of SSA functionaries specially in VEC/WEC level (muslim concentrated areas) for attitudinal shift towards the need of UEE for minority community</p> <p>Orientation of PRI functionaries for their specific</p> | | 200.00 |
| | | Total | | 100 | | | |
| | | Awareness Campaign Through Cultural Activities | | | Orientation of teachers, specially female teachers, for ensuring regular attendance and quality education of minority children with special reference to girl children (In minority concentrated areas) | | |
| | | Total | | | Development of different modules in Urdu for Uttar | | |
| | | | | | Development of LEP packages in Urdu at primary level for urdu medium learners in Uttar Dinajpur, Kolkatta and Asansol | | |
| | | | | | Campaign through the display materials/ exhibition during religious festivals/programmes | | |
| | | | | | Periodic counseling of parents to encourage them for the education of their children. Campaign through local folk artists (including fakirs) on the rural market (hat) of muslim concentrated blocks/pockets | | |
| | Grand Total | | | | Arrangement of need based remedial coaching for the low performing minority children | | |

| Sl.no. | State | Remedial Teaching | | | | Free Textbook (Primary) | | | | Free Textbook (Upper Primary) | | | | Free Textbook (Total) | | | | | |
|--------|---------------------------|----------------------|------------------|------------------------|------------------|-------------------------|------------------|------------------------|------------------|-------------------------------|-----------------|------------------------|------------------|-----------------------|-----------------|------------------------|------------------|--------|--------|
| | | PAB Approved 2007-08 | | Recommendation 2008-09 | | PAB Approved 2007-08 | | Recommendation 2008-09 | | PAB Approved 2007-08 | | Recommendation 2008-09 | | PAB Approved 2007-08 | | Recommendation 2008-09 | | | |
| | | Physical | Financial | Physical | Financial | Physical | Financial | Physical | Financial | Physical | Financial | Physical | Financial | Physical | Financial | Physical | Financial | | |
| 1 | Andaman & Nicobar Island* | 0 | 0.00 | 0 | 0.00 | 2710 | 4.07 | 5420 | 8.13 | 1493 | 2.24 | 2985 | 7.46 | 4203 | 6.31 | 8406 | 15.59 | | |
| 2 | Andhra Pradesh* | | | | | | | | | | | | | | | | | | |
| 3 | Arunachal Pradesh* | 14318 | 71.64 | 15476 | 68.87 | 170603 | 255.90 | 217869 | 326.80 | 73787 | 110.68 | 91606 | 229.02 | 244390 | 366.58 | 309475 | 555.82 | | |
| 4 | Assam | 142993 | 2194.92 | 227040 | 454.08 | 1988236 | 2783.54 | 1561396 | 2342.09 | 1176631 | 1764.96 | 1228137 | 3070.34 | 3164867 | 4548.50 | 2789533 | 5412.44 | | |
| 5 | Bihar | 788115 | 394.05 | 862273 | 4816.55 | 6580275 | 7896.33 | 12522814 | 15027.37 | 2103570 | 3155.35 | 4722701 | 9445.40 | 8683845 | 11051.68 | 17245515 | 24472.77 | | |
| 6 | Chandigarh UT* | | | | | | | | | | | | | | | | | | |
| 7 | Chhattisgarh | 0 | 0.00 | 199882 | 399.76 | 2296584 | 3444.87 | 2382937 | 2017.45 | 959117 | 1438.68 | 896240 | 1706.84 | 3255701 | 4883.55 | 3259177 | 3724.29 | | |
| 8 | Dadra Nagar Haweli | | | | | | | | | | | | | | | | | | |
| 9 | Daman & Diu* | | | | | | | | | | | | | | | | | | |
| 10 | Delhi* | 1121 | 3.36 | 0 | 0.00 | 0 | 0.00 | 0 | 0.00 | 10136 | 15.20 | 10000 | 16.00 | 10136 | 15.20 | 10000 | 16.00 | | |
| 11 | Goa | 4316 | 17.41 | 6231 | 12.46 | 20623 | 30.94 | 38959 | 58.44 | 46381 | 69.58 | 90422 | 226.06 | 67004 | 100.52 | 129381 | 284.49 | | |
| 12 | Gujarat | 0 | 0.00 | 0 | 0.00 | | | | | 504659 | 756.99 | 774943 | 1937.35 | 504659 | 756.99 | 774943 | 1937.35 | | |
| 13 | Haryana | 105362 | 526.88 | 134292 | 335.73 | 954920 | 1432.39 | 1441153 | 2161.73 | 451197 | 676.78 | 636103 | 1590.26 | 1406117 | 2109.17 | 2077256 | 3751.99 | | |
| 14 | Himachal Pradesh | 11960 | 17.94 | 0 | 0.00 | 121429 | 182.15 | 223882 | 335.82 | 80415 | 120.62 | 155652 | 389.13 | 201844 | 302.77 | 379534 | 724.95 | | |
| 15 | Jammu & Kashmir | 0 | 0.00 | 55418 | 110.83 | 803361 | 1205.04 | 630077 | 945.12 | 0 | 0.00 | 364693 | 911.73 | | | | | | |
| 16 | Jharkhand | 278450 | 278.39 | 308263 | 308.26 | 3295335 | 4943.01 | 3900138 | 4875.17 | 541214 | 811.83 | 983696 | 1967.39 | 3836549 | 5754.83 | 5809324 | 7073.94 | | |
| 17 | Karnataka | 460266 | 1841.06 | 349794 | 1748.97 | | | | | | | | | 442472 | 331.85 | 856319 | 795.74 | | |
| 18 | Kerala | 648 | 444.20 | 152466 | 381.17 | 759644 | 1188.64 | 1256311 | 1884.47 | 988746 | 1482.10 | 1750417 | 4376.04 | 1748390 | 2670.74 | 3006728 | 6260.51 | | |
| 19 | Lakshdweep | 0 | 0.00 | 552 | 1.38 | 0 | 0.00 | 0 | 0.00 | 0 | 0.00 | 0 | 0.00 | 0 | 0.00 | 0 | 0.00 | | |
| 20 | Madhya Pradesh | 567120 | 8705.29 | 510627 | 1276.57 | 6362222 | 3817.33 | 6502945 | 3901.77 | 1923198 | 1538.56 | 2199203 | 2189.20 | 8285420 | 5355.89 | 8692148 | 6090.97 | | |
| 21 | Maharashtra | 250668 | 3847.75 | 0 | 0.00 | 5486691 | 8230.04 | 9111448 | 12118.23 | 2923655 | 4385.48 | 4896718 | 10723.81 | 8410346 | 12515.52 | 14008166 | 22842.04 | | |
| 22 | Manipur | 2700 | 5.40 | 4500 | 9.00 | 205286 | 307.93 | 199176 | 298.76 | 48179 | 72.27 | 41205 | 103.01 | 253465 | 380.20 | 240381 | 401.78 | | |
| 23 | Meghalaya | 4895 | 13.71 | 0 | 0.00 | 479707 | 719.56 | 410520 | 615.78 | 207993 | 311.99 | 175525 | 438.81 | 687700 | 1031.55 | 586045 | 1054.59 | | |
| 24 | Mizoram | 5499 | 164.97 | 0 | 0.00 | | | | | 173.72 | 110561 | 165.84 | 62728 | 94.09 | 59089 | 147.72 | 289.34 | 186776 | 356.38 |
| 25 | Nagaland* | | | | | | | | | | | | | | | | | | |
| 26 | Orissa | 14173 | 56.69 | 3375 | 4.96 | 2284089 | 1941.48 | 2814275 | 2814.27 | 1060426 | 901.36 | 1409444 | 2818.88 | 3344515 | 2842.84 | 4223719 | 5633.16 | | |
| 27 | Puducherry | 8069 | 40.35 | 7190 | 35.95 | 0 | 0.00 | 0 | 0.00 | 0 | 0.00 | 0 | 0.00 | 0 | 0.00 | 0 | 0.00 | | |
| 28 | Punjab | 951 | 10.05 | 103398 | 516.99 | 1073409 | 710.19 | 549449 | 659.34 | 593959 | 471.22 | 357936 | 894.84 | 1667368 | 1181.41 | 907385 | 1554.18 | | |
| 29 | Rajasthan | 313612 | 1197.22 | 286835 | 917.87 | 0 | 0.00 | 0 | 0.00 | 493184 | 526.57 | 455317 | 682.97 | 493184 | 526.57 | 455317 | 682.97 | | |
| 30 | Sikkim | 3864 | 37.86 | 2500 | 6.25 | 0 | 0.00 | 0 | 0.00 | 19772 | 29.66 | 22146 | 55.37 | 19772 | 29.66 | 22146 | 55.37 | | |
| 31 | Tamilnadu | 430000 | 602.00 | 246181 | 369.27 | 0 | 0.00 | 0 | 0.00 | 0 | 0.00 | 0 | 0.00 | 0 | 0.00 | 0 | 0.00 | | |
| 32 | Tripura | 0 | 0.00 | 33682 | 67.36 | 406311 | 446.93 | 381612 | 419.77 | 156486 | 172.14 | 155474 | 233.21 | 562797 | 619.07 | 537086 | 652.98 | | |
| 33 | Uttar Pradesh | 0 | 0.00 | 0 | 0.00 | 13295261 | 6647.63 | 12648988 | 6324.49 | 3412726 | 5119.09 | 3509505 | 5615.21 | 16707987 | 11766.72 | 16158493 | 11939.70 | | |
| 34 | Uttarakhand | 65331 | 304.66 | 0 | 0.00 | 610266 | 793.35 | 544839 | 708.29 | 314167 | 408.40 | 274235 | 548.47 | 924433 | 1201.75 | 819074 | 1256.76 | | |
| 35 | West Bengal | 720070 | 3034.38 | 0 | 0.00 | 0 | 0.00 | 0 | 0.00 | 2447944 | 3671.92 | 4949638 | 12374.09 | 2447944 | 3671.92 | 4949638 | 12374.09 | | |
| | Total | 4194501 | 23810.173 | 3509975 | 11842.276 | 47196962 | 47156.045 | 57454769 | 58009.125 | 20601763 | 28107.76 | 30203031 | 62698.614 | 67375108 | 74311.13 | 88441965 | 119920.85 | | |

*Source: PAB Minutes 2008-09

State wise Out of School Children - SC

Annexure VII

| S.No. | State | Population 6-14 - SC | | | Out of School Children 6-14 - SC | | | % of 6-11 OOSC as a %age of 6-14 OOSC - SC | % of 11-14 as a percentage of 6-14 - SC | % of girls among OOSC SC | % of SC OOSC 6-14 as from SC population | % of SC 6-14 as from OOSC 6-14 |
|-------|--------------------------|----------------------|-----------------|-----------------|----------------------------------|---------------|---------------|--|---|--------------------------|---|--------------------------------|
| | | Male | Female | Total | Male | Female | Total | | | | | |
| 1 | Andaman & Nicobar Island | 0 | 0 | 0 | 0 | 0 | 0 | | | | | |
| 2 | Andhra Pradesh | 1142065 | 1108724 | 2250789 | 23905 | 28256 | 52161 | 29.80 | 70.20 | 54.17 | 2.32 | 18.30 |
| 3 | Arunachal Pradesh | 4701 | 3499 | 8200 | 290 | 332 | 622 | 66.24 | 33.76 | 53.38 | 7.59 | 2.82 |
| 4 | Assam | 247901 | 232443 | 480344 | 10837 | 9942 | 20779 | 55.73 | 44.27 | 47.85 | 4.33 | 6.13 |
| 5 | Bihar | 2072317 | 1737695 | 3810012 | 132663 | 138482 | 271145 | 59.00 | 41.00 | 51.07 | 7.12 | 26.83 |
| 6 | Chandigarh UT | 15871 | 13818 | 29689 | 641 | 650 | 1291 | 72.73 | 27.27 | 50.35 | 4.35 | 22.39 |
| 7 | Chhattisgarh | 347010 | 325291 | 672301 | 8402 | 8541 | 16943 | 61.22 | 38.78 | 50.41 | 2.52 | 9.98 |
| 8 | Dadra & Nagar Haveli | 419 | 380 | 799 | 0 | 0 | 0 | #DIV/0! | 0.00 | #DIV/0! | 0.00 | 0.00 |
| 9 | Daman & Diu | 465 | 421 | 886 | 2 | 3 | 5 | 80.00 | 20.00 | 60.00 | 0.56 | 3.21 |
| 10 | Delhi | 258341 | 220068 | 478410 | 0 | 0 | 0 | | | | 0.00 | 0.00 |
| 11 | Goa* | 3679 | 3327 | 7006 | 17 | 22 | 39 | 33.33 | 66.67 | 56.41 | 0.56 | 1.98 |
| 12 | Gujarat | 300543 | 259695 | 560238 | 8155 | 7669 | 15824 | 61.55 | 38.45 | 48.46 | 2.82 | 10.34 |
| 13 | Haryana | 584370 | 508663 | 1093033 | 24411 | 25602 | 50013 | 59.99 | 40.01 | 51.19 | 4.58 | 31.10 |
| 14 | Himachal Pradesh | 0 | 0 | 0 | 0 | 0 | 0 | | | | | 0.00 |
| 15 | Jammu & Kashmir | 90255 | 78589 | 168844 | 1599 | 2424 | 4023 | 60.48 | 39.52 | 60.25 | 2.38 | 5.91 |
| 16 | Jharkhand | 541061 | 488165 | 1029226 | 16563 | 16190 | 32753 | 64.68 | 35.32 | 49.43 | 3.18 | 22.88 |
| 17 | Karnataka | 862983 | 714698 | 1577681 | 19819 | 20066 | 39885 | 73.39 | 26.68 | 50.31 | 2.53 | 54.66 |
| 18 | Kerala | 626671 | 778016 | 1404686 | 737 | 893 | 1630 | 65.96 | 34.04 | 54.78 | 0.12 | 8.45 |
| 19 | Lakshdweep | 3261 | 3113 | 6374 | 0 | 0 | 0 | #DIV/0! | | | 0.00 | 0.00 |
| 20 | Madhya Pradesh | 1542489 | 1367814 | 2910303 | 14798 | 13930 | 28728 | 71.60 | 28.40 | 48.49 | 0.99 | 15.83 |
| 21 | Maharashtra | 1229469 | 1101722 | 2331191 | 6538 | 6358 | 12896 | 59.74 | 40.26 | 49.30 | 0.55 | 18.40 |
| 22 | Manipur* | 8107 | 8154 | 16261 | 349 | 480 | 829 | 56.09 | 43.91 | 57.90 | 5.10 | 1.56 |
| 23 | Meghalaya | 4069 | 4156 | 8225 | 1364 | 1392 | 2756 | 62.84 | 40.78 | 50.51 | 33.51 | 10.20 |
| 24 | Mizoram | 411 | 329 | 740 | 0 | 0 | 0 | | | | 0.00 | 0.00 |
| 25 | Nagaland* | 0 | 0 | 0 | 0 | 0 | 0 | | | | | 0.00 |
| 26 | Orissa | 1149381 | 1082543 | 2231924 | 33926 | 33170 | 67096 | 54.37 | 45.63 | 49.44 | 3.01 | 19.13 |
| 27 | Puducherry | 12748 | 12495 | 25243 | 128 | 75 | 203 | 50.74 | 49.26 | 36.95 | 0.80 | 19.33 |
| 28 | Punjab | 865622 | 737255 | 1602877 | 28170 | 25502 | 53671 | 51.92 | 48.08 | 47.51 | 3.35 | 53.43 |
| 29 | Rajasthan | 1226062 | 1021444 | 2247506 | 15454 | 17522 | 32976 | 69.33 | 30.67 | 53.14 | 1.47 | 21.23 |
| 30 | Sikkim | 3430 | 3042 | 6472 | 95 | 64 | 159 | 42.77 | 57.23 | 40.25 | 2.46 | 8.65 |
| 31 | Tamilnadu | 1218672 | 1153690 | 2372362 | 11920 | 10560 | 22480 | 52.46 | 47.54 | 46.98 | 0.95 | 26.01 |
| 32 | Tripura | 63431 | 60214 | 123645 | 341 | 288 | 629 | 56.44 | 43.56 | 45.79 | 0.51 | 15.34 |
| 33 | Uttar Pradesh | 5368866 | 4757167 | 10126033 | 71339 | 69375 | 140714 | 46.08 | 53.92 | 49.30 | 1.39 | 29.68 |
| 34 | Uttarakhand | 233495 | 215134 | 448629 | 1911 | 2186 | 4097 | 50.89 | 49.11 | 53.36 | 0.91 | 25.77 |
| 35 | West Bengal | 1945876 | 1824644 | 3770520 | 54821 | 50648 | 105470 | 27.37 | 72.63 | 48.02 | 2.80 | 23.12 |
| | Grand Total | 21974040 | 19826408 | 41800448 | 489196 | 490622 | 979818 | 52.90 | 47.11 | 50.07 | 2.34 | 21.75 |
| | | | | | | | | | | | | |
| | | | | | | | | | | | | |
| | Source - AWP&B 2008-09 | | | | | | | | | | | |

| S.No. | State | Population 6-14- ST | | | Out of School Children 6-14 - ST | | | % of 6-11 OOSC as a %age of 6-14 OOSC - ST | % of 11-14 as a percentage of 6-14 - ST | % of girls among OOSC-ST | % of ST OOSC 6-14 as from ST population | % of ST 6-14 as from OOSC 6-14 |
|-------|--------------------------|---------------------|-----------------|-----------------|----------------------------------|---------------|---------------|--|---|--------------------------|---|--------------------------------|
| | | Male | Female | Total | Male | Female | Total | | | | | |
| 1 | Andaman & Nicobar Island | 0 | 0 | 0 | 0 | 0 | 0 | | | | | |
| 2 | Andhra Pradesh | 589294 | 544821 | 1134115 | 23738 | 28906 | 52644 | 34.22 | 65.78 | 54.91 | 4.64 | 18.47 |
| 3 | Arunachal Pradesh | 128871 | 121649 | 250520 | 9121 | 9775 | 18896 | 56.05 | 43.95 | 51.73 | 7.54 | 85.62 |
| 4 | Assam | 431608 | 406762 | 838370 | 24875 | 24546 | 49421 | 59.93 | 40.07 | 49.67 | 5.89 | 14.57 |
| 5 | Bihar | 131339 | 109957 | 241296 | 12681 | 13220 | 25901 | 67.12 | 32.88 | 51.04 | 10.73 | 2.56 |
| 6 | Chandigarh UT | 470 | 367 | 837 | 17 | 7 | 24 | 70.83 | 29.17 | 29.17 | 2.87 | 0.42 |
| 7 | Chhattisgarh | 772745 | 723551 | 1496296 | 49002 | 47927 | 96929 | 60.72 | 39.28 | 49.45 | 6.48 | 57.10 |
| 8 | Dadra & Nagar Haveli | 17010 | 15719 | 32729 | 122 | 301 | 423 | 68.32 | 31.68 | 71.16 | 1.29 | 100.00 |
| 9 | Daman & Diu | 1335 | 1294 | 2629 | 3 | 2 | 5 | 80.00 | 20.00 | 40.00 | 0.19 | 3.21 |
| 10 | Delhi | 0 | 0 | 0 | 0 | 0 | 0 | | | | | 0.00 |
| 11 | Goa* | 7596 | 7318 | 14914 | 104 | 132 | 236 | 32.63 | 67.37 | 55.93 | 1.58 | 11.99 |
| 12 | Gujarat | 709717 | 656138 | 1365855 | 15647 | 14663 | 30310 | 67.68 | 32.32 | 48.38 | 2.22 | 19.80 |
| 13 | Haryana | 0 | 0 | 0 | 0 | 0 | 0 | | | | | 0.00 |
| 14 | Himachal Pradesh | 0 | 0 | 0 | 0 | 0 | 0 | | | | | 0.00 |
| 15 | Jammu & Kashmir | 159582 | 134335 | 293917 | 8580 | 10859 | 19439 | 48.68 | 51.32 | 55.86 | 6.61 | 28.57 |
| 16 | Jharkhand | 1049733 | 954505 | 2004238 | 22819 | 22838 | 45657 | 57.17 | 42.83 | 50.02 | 2.28 | 31.90 |
| 17 | Karnataka | 320901 | 289163 | 610064 | 9973 | 17883 | 27856 | 68.99 | 16.71 | 64.20 | 4.57 | 38.18 |
| 18 | Kerala | 607772 | 881541 | 1489313 | 1379 | 1049 | 2427 | 62.72 | 37.28 | 43.21 | 0.16 | 12.58 |
| 19 | Lakshdweep | 5331 | 5012 | 10343 | 80 | 76 | 156 | 10.90 | 89.10 | 48.72 | 1.51 | 100.00 |
| 20 | Madhya Pradesh | 1946944 | 1790753 | 3737697 | 43296 | 42725 | 86021 | 66.06 | 33.94 | 49.67 | 2.30 | 47.41 |
| 21 | Maharashtra | 975855 | 871092 | 1846947 | 4557 | 4496 | 9053 | 54.80 | 45.20 | 49.66 | 0.49 | 12.92 |
| 22 | Manipur* | 92711 | 89709 | 182420 | 12459 | 12991 | 25450 | 61.99 | 38.01 | 51.05 | 13.95 | 47.95 |
| 23 | Meghalaya | 282055 | 291094 | 573149 | 12221 | 10770 | 22991 | 53.57 | 46.43 | 46.64 | 4.01 | 85.06 |
| 24 | Mizoram | 125229 | 115034 | 240263 | 2384 | 2504 | 4888 | 40.69 | 59.31 | 51.23 | 2.03 | 41.01 |
| 25 | Nagaland* | 188932 | 180278 | 369210 | 17444 | 18309 | 35753 | 51.85 | 49.91 | 51.21 | 9.68 | 99.19 |
| 26 | Orissa | 905910 | 843355 | 1749265 | 92006 | 86937 | 178943 | 58.06 | 41.94 | 48.58 | 10.23 | 51.02 |
| 27 | Puducherry | 0 | 0 | 0 | 0 | 0 | 0 | | | | | 0.00 |
| 28 | Punjab | 0 | 0 | 0 | 0 | 0 | 0 | | | | | 0.00 |
| 29 | Rajasthan | 914229 | 781323 | 1695552 | 16217 | 18794 | 34981 | 65.83 | 34.17 | 53.64 | 2.06 | 22.52 |
| 30 | Sikkim | 18448 | 17823 | 36271 | 400 | 329 | 729 | 37.31 | 62.69 | 45.13 | 2.01 | 39.64 |
| 31 | Tamilnadu | 94379 | 85636 | 180015 | 3436 | 3076 | 6512 | 61.53 | 38.47 | 47.24 | 3.62 | 7.54 |
| 32 | Tripura | 133882 | 121476 | 255358 | 1040 | 1293 | 2333 | 65.67 | 34.33 | 55.42 | 0.91 | 56.89 |
| 33 | Uttar Pradesh | 106937 | 95465 | 202402 | 4888 | 5291 | 10179 | 58.47 | 41.53 | 51.98 | 5.03 | 2.15 |
| 34 | Uttaranchal | 34417 | 31697 | 66114 | 162 | 206 | 368 | 44.29 | 55.71 | 55.98 | 0.56 | 2.32 |
| 35 | West Bengal | 551098 | 514030 | 1065127 | 15737 | 14594 | 30331 | 24.11 | 75.89 | 48.11 | 2.85 | 6.65 |
| | Grand Total | 11304331 | 10680896 | 21985227 | 404387 | 414469 | 818866 | 57.18 | 42.41 | 50.62 | 3.72 | 18.18 |
| | Source : AWP&B 2007-08 | | | | | | | | | | | |

SC/ST, Minority Population and Enrolment 2001

| Sl. No | State | % SC Population | % SC Enrolment | Gap | % ST Population | % ST Enrolment | Gap | % Muslim Population | % Muslim Enrolment | Gap |
|--------|----------------------|--------------------|-------------------|--------|--------------------|-------------------|--------|------------------------|-----------------------|-------|
| 1. | A&N Island | 0.00 | 0.07 | -0.07 | 8.30 | 7.92 | 0.38 | 8.22 | 3.80 | 4.42 |
| 2. | Andhra Pradesh | 16.20 | 19.10 | -2.90 | 6.60 | 9.76 | -3.16 | 9.17 | 9.71 | -0.54 |
| 3. | Arunachal Pradesh | 0.60 | 0.83 | -0.23 | 64.20 | 74.78 | -10.58 | 1.88 | 0.04 | 1.84 |
| 4. | Assam | 6.90 | 9.88 | -2.98 | 12.40 | 14.98 | -2.58 | 30.92 | 27.47 | 3.45 |
| 5. | Bihar | 15.70 | 16.85 | -1.15 | 0.90 | 1.69 | -0.79 | 16.53 | 8.55 | 7.98 |
| 6. | Chandigarh UT | 17.50 | 11.84 | 5.66 | 0.00 | 0.09 | -0.09 | 3.95 | 2.70 | 1.25 |
| 7. | Chhattisgarh | 11.60 | 14.93 | -3.33 | 31.80 | 32.23 | -0.43 | 1.97 | 0.64 | 1.33 |
| 8. | Dadra & Nagar Haveli | 1.90 | 2.22 | -0.32 | 62.20 | 72.59 | -10.39 | 2.96 | 0.00 | |
| 9. | Daman & Diu | 3.10 | 5.00 | -1.90 | 8.80 | 14.06 | -5.26 | 7.76 | 0.24 | 7.52 |
| 10. | Delhi | 16.90 | 10.04 | 6.86 | 0.00 | 0.41 | -0.41 | 11.72 | 6.10 | 5.62 |
| 11. | Goa | 1.80 | 2.79 | -0.99 | 0.00 | 7.72 | -7.72 | 6.84 | 4.22 | 2.62 |
| 12. | Gujarat | 7.10 | 7.83 | -0.73 | 14.80 | 18.04 | -3.24 | 9.06 | 4.14 | 4.92 |
| 13. | Haryana | 19.30 | 30.50 | -11.20 | 0.00 | 0.57 | -0.57 | 5.78 | 0.50 | 5.28 |
| 14. | Himachal Pradesh | 24.70 | 28.24 | -3.54 | 4.00 | 5.63 | -1.63 | 1.97 | 1.14 | 0.83 |
| 15. | Jammu & Kashmir | 7.60 | 9.37 | -1.77 | 10.90 | 13.06 | -2.16 | 66.97 | 61.85 | 5.12 |
| 16. | Jharkhand | 11.80 | 14.60 | -2.80 | 26.30 | 30.78 | -4.48 | 13.85 | 7.13 | 6.72 |
| 17. | Karnataka | 16.20 | 19.56 | -3.36 | 6.60 | 7.56 | -0.96 | 12.23 | 13.21 | -0.98 |
| 18. | Kerala | 9.80 | 11.45 | -1.65 | 1.10 | 2.07 | -0.97 | 24.7 | 9.93 | 14.77 |
| 19. | Lakshadweep | 0.00 | 0.02 | -0.02 | 94.50 | 96.76 | -2.26 | 95.47 | 0.00 | |
| 20. | Madhya Pradesh | 15.20 | 17.63 | -2.43 | 20.30 | 23.09 | -2.79 | 6.37 | 2.30 | 4.07 |
| 21. | Maharashtra | 10.20 | 14.27 | -4.07 | 8.90 | 10.94 | -2.04 | 10.6 | 7.24 | 3.36 |
| 22. | Manipur | 2.80 | 3.99 | -1.19 | 34.20 | 41.98 | -7.78 | 8.81 | 0.00 | |
| 23. | Meghalaya | 0.50 | 1.29 | -0.79 | 85.90 | 92.42 | -6.52 | 4.28 | 0.03 | 4.25 |
| 24. | Mizoram | 0.00 | 0.73 | -0.73 | 94.50 | 97.53 | -3.03 | 1.14 | 0.00 | |
| 25. | Nagaland | 0.00 | 2.08 | -2.08 | 89.10 | 93.88 | -4.78 | 1.76 | 0.02 | 1.74 |
| 26. | Orissa | 16.50 | 21.54 | -5.04 | 22.10 | 23.13 | -1.03 | 2.07 | 7.07 | -5.00 |
| 27. | Puducherry | 16.20 | 17.43 | -1.23 | 0.00 | 2.54 | -2.54 | 6.09 | 5.11 | 0.98 |
| 28. | Punjab | 28.90 | 46.89 | -17.99 | 0.00 | 0.27 | -0.27 | 1.57 | 0.18 | 1.39 |

| Sl. No | State | % SC Population | % SC Enrolment | Gap | % ST Population | % ST Enrolment | Gap | % Muslim Population | % Muslim Enrolment | Gap |
|--------|---------------|--------------------|-------------------|--------------|--------------------|-------------------|--------------|------------------------|-----------------------|-------------|
| 29. | Rajasthan | 17.20 | 19.27 | -2.07 | 12.60 | 14.62 | -2.02 | 8.47 | 2.05 | 6.42 |
| 30. | Sikkim | 5.00 | 7.06 | -2.06 | 20.60 | 36.63 | -16.03 | 1.42 | 0.32 | 1.10 |
| 31. | Tamilnadu | 19.00 | 24.65 | -5.65 | 1.00 | 2.09 | -1.09 | 5.56 | 3.87 | 1.69 |
| 32. | Tripura | 17.40 | 19.66 | -2.26 | 31.10 | 38.27 | -7.17 | 7.95 | 0.00 | |
| 33. | Uttar Pradesh | 21.10 | 27.10 | -6.00 | 0.10 | 0.58 | -0.48 | 18.5 | 8.82 | 9.68 |
| 34. | Uttarakhand | 17.90 | 27.10 | -9.20 | 3.00 | 4.36 | -1.36 | 11.92 | 0.28 | 11.64 |
| 35. | West Bengal | 23.00 | 26.70 | -3.70 | 5.50 | 6.20 | -0.70 | 25.25 | 25.55 | -0.30 |
| | Total | 16.20 | 19.87 | -3.67 | 8.20 | 10.69 | -2.49 | 13.43 | 8.89 | 4.54 |

Source: SES 2006-07

State-wise GER of SC & ST

| State | All | SC | ST | Gap (SC) | Gap (ST) |
|---------------------------|--------------|--------------|--------------|--------------|--------------|
| Andhra Pradesh* | 73.91 | 78.46 | 74.34 | -4.55 | -0.43 |
| Arunachal Pradesh* | 81.10 | - | 85.38 | | -4.28 |
| Assam | 72.83 | 118.97 | 100.91 | -46.14 | -28.08 |
| Bihar | 34.27 | 31.50 | 30.30 | 2.77 | 3.97 |
| Chhattisgarh | 77.65 | 95.00 | 70.17 | -17.35 | 7.48 |
| Goa | 98.04 | 56.30 | - | 41.74 | |
| Gujarat | 74.24 | 98.28 | 65.62 | -24.04 | 8.62 |
| Haryana | 74.83 | 72.67 | - | 2.16 | |
| Himachal Pradesh | 107.84 | 110.39 | 140.10 | -2.55 | -32.26 |
| Jammu & Kashmir | 64.00 | 75.29 | 53.41 | -11.29 | 10.59 |
| Jharkhand | 45.77 | 43.40 | 50.95 | 2.37 | -5.18 |
| Karnataka | 84.64 | 87.21 | 83.20 | -2.57 | 1.44 |
| Kerala | 97.94 | 102.82 | 98.26 | -4.88 | -0.32 |
| Madhya Pradesh | 91.67 | 102.70 | 84.69 | -11.03 | 6.98 |
| Maharashtra | 100.64 | 133.39 | 82.23 | -32.75 | 18.41 |
| Manipur | 97.72 | 138.15 | 72.56 | -40.43 | 25.16 |
| Meghalaya | 86.34 | - | 78.94 | | 7.40 |
| Mizoram | 117.99 | - | 120.87 | | -2.88 |
| Nagaland* | 60.31 | - | 61.00 | | -0.69 |
| Orissa | 64.55 | 66.58 | 46.27 | -2.03 | 18.28 |
| Punjab | 67.53 | 80.10 | | -12.57 | |
| Rajasthan | 74.12 | 69.41 | 72.04 | 4.71 | 2.08 |
| Sikkim | 74.38 | 89.75 | 116.26 | -15.37 | -41.88 |
| Tamilnadu | 106.81 | 117.81 | 103.29 | -11.00 | 3.52 |
| Tripura | 82.50 | 98.51 | 77.06 | -16.01 | 5.44 |
| Uttar Pradesh | 53.02 | 50.68 | 56.58 | 2.34 | -3.56 |
| Uttarakhand | 89.88 | 116.70 | 132.39 | -26.82 | -42.51 |
| West Bengal | 66.71 | 59.46 | 55.54 | 7.25 | 11.17 |
| Andaman & Nicobar Island* | 103.50 | - | 70.05 | | 33.45 |
| Chandigarh UT* | 67.69 | 41.73 | | 25.96 | 67.69 |
| Dadra Nagar Haweli | 83.39 | - | 79.23 | | 4.16 |
| Daman & Diu* | 125.40 | - | | | 125.40 |
| Delhi* | 93.68 | 54.41 | | 39.27 | 93.68 |
| Lakshdweep | 62.20 | - | 61.83 | | 0.37 |
| Puducherry | 107.13 | 104.88 | | 2.25 | 107.13 |
| Total | 71.15 | 73.40 | 71.68 | -2.25 | -0.53 |

Infrastructure Provision

Civil Works

1. Performance of the States/UTs up to 31st March 2008

- Total financial allocation upto 31st March, 2008 is Rs.23760.25 crore, whereas expenditure is Rs.21038.78 crores which is 89% of the total allocation.
- The cumulative completion rate for all components is 76.41% whereas completion plus work in progress is 95.38%.
- **Well Performing States (Comp. rate):** Kerala (98.32%), Karnataka (93%), Arunachal Pradesh (91%), Gujarat (91%), Rajasthan (91.29%), Mizoram (91.29%), Haryana (86.40%), Punjab (84.33%), Tamil Nadu (83.27%), Tripura (84.04%), Uttar Pradesh (85.34%), Maharashtra (83.50%) and Assam (80.15%).
- **State which started all works sanctioned upto 2006-07:** Assam, Karnataka, Kerala, M.P., Meghalaya, Mizoram, Nagaland, Punjab, Rajasthan, Tamil Nadu and Uttar Pradesh.
- **Non-performing States with reference to completion rate:** Jammu Kashmir (33.19%), Orissa (60%), West Bengal (55%), Goa (39.72%), Lakshadweep(0%), Andaman Nicobar (26.62%), Dadar & Nagar Haveli (16.59%), and Daman Diu (20.80%), Delhi (55.41%) and Pondicherry (59.46%).
- **Non-performing States with reference to Completion plus in progress rate:** J&K (63.08%), Manipur (87.85%), Orissa (84.95%), Sikkim (67.78%), West Bengal (63.93%), A & N Island (53.58%) and D& N Haveli (50.22%).
- **Component wise performance of the States/UTs(Cumulative)**

| Sl.No | Items | Targets | Achievements (Comp+IP) | %age | States with low performance wrt C+IP |
|-------|---------------|---------|------------------------|------|--|
| 1 | BRC | 3058 | 2914 | 95 | Mizoram (81.48%), Nagaland (88.46%), Orissa (65.63%), Sikkim (55.56%). |
| 2 | CRC | 26722 | 25093 | 93 | Assam (75%), Orissa (90.52%), West Bengal (62.36%) |
| 3 | P.S Buildings | 138550 | 124564 | 90 | Bihar (75%), J&K (56%), Kerala (78%), Orissa (63%), West Bengal (24%) |
| 4 | UPS Buildings | 72333 | 71395 | 99 | Arunachal Pradesh (61%), Bihar (69%), Jharkhand (70%), Uttarakhand (74%) |

| | | | | | |
|---|-----------------|--------|--------|----|--|
| 5 | Add. Classrooms | 814061 | 778531 | 96 | Goa (78%), Manipur (68%), Sikkim (41%), West Bengal (64%) |
| 6 | Drinking water | 188827 | 180314 | 95 | Andhra Pradesh (86%), Chhattisgarh (44%), Goa (87%), J&K (15%), Orissa (76%) |
| 7 | Toilets | 244297 | 230493 | 94 | J&K (13.1%), Orissa (55.29%), Tripura (64%), West Bengal (54%). |

Detail State wise Statement of cumulative performance is Annexure A

3. Infrastructure Gaps

- The gap was analyzed on the basis of DISE data 2005-06 and reveals following :-
- The analysis revealed a gap of 6.97 lakh classrooms, 94,443 drinking water facilities and 2, 59,184 school toilets.
- The gap varies across the State and districts.
 - **Position on classrooms**
- At least 66 districts have gap more than 3000 classrooms of which major share is from Bihar (23), MP (16), Jharkhand (8), WB (7) and UP (5).
- The overall gap in the State of Bihar (155576), Jharkhand (51556), MP (120789), UP (104405) and West Bengal (51018) is quite high and need enhanced allocation along with capacity building to complete the existing gaps by 2010.
- The State of HP (1404), J&K (3123), Mizoram (66), Nagaland (264), Punjab (2075), Rajasthan (14036), TN (3648), Uttarakhand (2813) should complete the gap by the year 2008-09.
 - **Position on Drinking Water**
- The major Gaps reported from the State of Andhra Pradesh (18798), Assam (9640), Jharkhand (8374), Karnataka (8443), MP (11409) and West Bengal (12330). These States require to take effective measures to ensure convergence with the schemes of Department of Drinking Water Supply, Ministry of Rural Development to cover the gaps.
 - **Toilets**
- Major Gaps reported from the State of Andhra Pradesh (29666), Assam (21738), Bihar (24052), J&K (25758) and Orissa(27748). The State should ensure to complete the gaps in convergence with Department of Drinking Water Mission for existing rural schools as the department of Drinking Water Supply targeted to cover all school for toilets and drinking water.

- The toilets and drinking water facilities for new schools and existing schools located in urban areas will be covered under SSA and for rural existing schools the States should ensure convergence with Department of Drinking Water Supply as suggested above.
 - **Girl's toilets**
- So far as girl's toilets are concerned the average gaps of the country is 63% ranging from 92% to 11% across the States. The States which have major gaps in girl's toilets are Arunachal Pradesh (88%), Assam (90%), Bihar (84%), Chhattisgarh(87%), J&K(80%), Jharkhand(85%), MP (74%), Manipur (82%), Meghalaya(91%), Mizoram (79%), Nagaland (69%), Orissa (72%), Rajasthan (69%), Tripura (79%) and West Bengal (69%).

4. **Staff position and measures for capacity building**

- The State of AP, Assam, Bihar, Gujarat, Haryana, HP, J&K, Jharkhand, Karnataka, MP, Maharashtra, Orissa, Rajasthan, TN, Uttarakhand, West Bengal have in house engineering cell.
- **There is no technical post in the States of Delhi, Manipur, Kerala, UP, Nagaland, Punjab and Chandigarh.** These States are taking help from the line engineering department which some time not available for SSA works especially for the supervision and monitoring of activities .These states therefore, should have dedicated technical Staff at the SPO/DPO level atleast for supervision and monitoring. Punjab is processing the recruitment of engineers at all levels (1 for State, 2 JEs per district and 4 SDOs one each for one revenue district).
- There is large number of vacancies in the States of Andhra Pradesh (226), Assam (29), **Chhattisgarh(34), Jammu & Kashmir (52), Jharkhand (96), MP (66),** Maharashtra (23), Rajasthan (42) and West Bengal (213).
- The States/UTs of Goa, J&K, Nagaland, Chandigarh, Dadra N Haveli, Daman & Diu, Lakshadweep and Pondicherry have not developed community manual. These states should develop community manual immediately to provide site assistance to community during construction.

5. **Quality in Civil Works**

Third Party Independent Evaluation System.

- 4th JRM recommended Third Party Evaluation System for all States as a mandatory requirement.
- The State of Gujarat, Maharashtra, Mizoram, and Karnataka has Third Party Evaluation System in place.
- Third Party Evaluation has been started in the State of Andhra Pradesh, Assam, Chhattisgarh, Haryana, Jharkhand, Rajasthan, Tripura, Uttarakhand, Delhi.
- The other States have not placed in position the Third Party Evaluation System.

- The remaining States must have place the system in position during current year to ensure quality in civil works.
- **The GOI has conducted a third party evaluation of civil works of 11 States and reports of the same have been shared with the States with GOI comments to improve the weaknesses highlighted by the Consultant.**
- The fifth JRM (January 2007) reported that lack of school campus mapping is leading to unplanned and haphazard expansion of schools. The all States/UT's should therefore ensure school mapping to facilitate better planning for access and provision of infrastructure in the schools. Assam, Gujarat, Karnataka, Meghalaya, Mizoram, Nagaland, Orissa, Rajasthan, Tripura, Uttarakhand and West Bengal have either started or completed school mapping exercise and other States are immediately required to complete this process.
- It has been reported to various evaluation/ review reports that Ramps have been provided in all schools, however, there are concerns related to its slope or width. *All States are there fore required to take corrective steps in improving the ramps and to strictly adhere to specifications in future construction.*
- National TPE reports reported lack of maintenance and cleanliness of sanitation facilities. It also reports insufficient provision of toilet and drinking water in schools with large number of students. The reports also indicate that water potability tests are not reported from any of the schools. *Therefore all States should ensure cleanliness and maintenance of toilets in convergence with department Drinking water Supply including potability tests of drinking water in schools.*
- JRM reports and TPE evaluation indicate urgent need for capacity building (CB) of technical staff through training, exposure visits and other inputs. Lack of technical teams' awareness on environmental concerns and safeguard mechanisms is resulting in a number of shortfalls in safeguarding environmental concerns. MHRD has already issued instructions to the State/Ut's to provide 5 days orientation to all civil works engineers and also develop training module including one day schedule to orient the engineers on environmental concerns and safeguard mechanisms.
- Various review/ evaluation report pointed out that environment aspect is not being addressed adequately at the school level which need immediate attention from States/UT's in SSA construction. There fore all States/ UT's should conduct internal environmental audits and cover all the districts with in a cycle of 3 years by constituting special team of existing lot of engineers within the State. The audit expected to provide the State technical teams to learn through self-evaluation.

TEACHERS RECRUITMENT POSITION

- The total teachers sanctioned upto 2007-08 is 11.20 lakh out of which 9.09 lakh have been recruited by the States/UTs, which is 81% as on 31st March 2008.
- The State with more than 10,000 vacancies are Bihar (62912), Jharkhand (13318), M.P. (12753), Orissa (15404), Rajasthan (35627), U.P. (15865) and West Bengal

(38719). Some States even not recruited a single teacher. The State wise information is given in table below:-

| S.No. | Name of the State | Teacher Sanctioned | Appointed | Balance to be recruited |
|-------|-----------------------|--------------------|---------------|-------------------------|
| 1 | Andaman & Nicobar | 67 | 67 | 0 |
| 2 | Andhra Pradesh | 37933 | 37933 | 0 |
| 3 | Arunachal Pradesh | 4294 | 4294 | 0 |
| 4 | Assam | 0 | 0 | 0 |
| 5 | Bihar | 220046 | 157134 | 62912 |
| 6 | Chandigarh | 785 | 350 | 435 |
| 7 | Chhattisgarh | 53391 | 46358 | 7033 |
| 8 | Dadar & Nagar Haveli | 425 | 363 | 62 |
| 9 | Daman & Diu | 63 | 63 | 0 |
| 10 | Delhi | 28 | 20 | 8 |
| 11 | Goa | 169 | 169 | 0 |
| 12 | Gujarat | 0 | 0 | 0 |
| 13 | Haryana | 8936 | 7874 | 1062 |
| 14 | Himachal Pradesh | 3414 | 3414 | 0 |
| 15 | Jammu & Kashmir | 27559 | 22769 | 4790 |
| 16 | Jharkhand | 87442 | 74054 | 13388 |
| 17 | Karnataka | 21798 | 21798 | 0 |
| 18 | Kerala | 0 | 0 | 0 |
| 19 | Lakshadweep | 8 | 4 | 4 |
| 20 | Madhya Pradesh | 91425 | 78672 | 12753 |
| 21 | Maharashtra | 1236 | 1064 | 172 |
| 22 | Manipur | 365 | 0 | 365 |
| 23 | Meghalaya | 7077 | 7077 | 0 |
| 24 | Mizoram | 1188 | 1185 | 3 |
| 25 | Nagaland | 168 | 0 | 168 |
| 26 | Orissa | 65279 | 49875 | 15404 |
| 27 | Pondicherry | 32 | 18 | 14 |
| 28 | Punjab | 2441 | 1822 | 619 |
| 29 | Rajasthan | 111132 | 75505 | 35627 |
| 30 | Sikkim | 377 | 185 | 192 |
| 31 | Tamil Nadu | 20375 | 20375 | 0 |
| 32 | Tripura | 3225 | 2796 | 429 |
| 33 | Uttar Pradesh | 251745 | 235880 | 15865 |
| 34 | Uttaranchal | 5870 | 4802 | 1068 |
| 35 | West Bengal | 92681 | 53962 | 38719 |
| | Total | 1120974 | 909882 | 211092 |

There is an urgent need to fill up teacher vacancies by the States which is highlighted in the table above to improve quality of education in these States/UT's.

Strategy in 11th Five Year Plan for provision of teachers

- At the end of 10th Plan the PTR at primary level was 41:1 and there were 12.17% single teacher schools.
- The Ministry has also planned to provide one additional teacher to teach especially mathematics and science at upper primary level.

- During 11th Plan the Ministry planned recruitment of 4.68 lakh teachers of which 2.5 lakh teachers for new schools, 2.18 lakh for improving PTR to 1:40.
- During 2007-08 SSA sanctioned 1.22 lakh teachers and in the year 2008-09 the SSA further approved 107491 teachers (provisional figures) so that the requirement of 4.68 lakh teachers can be fulfilled within the project period.

III(v) Financial Progress under SSA

1 Financial Management

- 1.1 Financial management brings together planning, budgeting, accounting, financial reporting, internal control, auditing, procurement, disbursement and the physical performance of the programme with the aim of managing programme resources properly and achieving the programme's objectives. Sound financial management is a critical input for decision making and for programme success. Timely and relevant financial information provides a basis for better decisions, thus speeding up the physical progress of the programme and the availability of funds and reducing delays and bottlenecks.
- 1.2 The financial management system produces timely, relevant and reliable financial information that would allow programme managers and Central/State governments to plan and implement the SSA, monitor compliance with agreed procedures, and appraise progress towards its objectives.

2. Manual on Financial Management and Procurement

- 2.1 The SSA programme covers a wide gamut of activities in all the States and Union Territories and a need was felt to bring into focus at one place appropriate financial management systems and procurement procedures for the proper implementation and management of the programme. Accordingly, the English version of a comprehensive Manual on Financial Management and Procurement was developed in 2004, and made effective from 1st April, 2004. The Manual covers Financial Planning, Budgeting, Accounting, Fund flow arrangements, Financial Reporting, Internal Control and Internal Audit, Auditing and Procurement procedures. Subsequently, taking into account the need of Hindi speaking States, a Hindi version of the Manual was also developed in 2005. In order to have a better understanding of the provisions of the Manual even at grass root level functionaries the States/UTs either developed Manual in local language or adopted Manual of neighboring States. The various formats for financial reporting at periodical intervals have also been prescribed in this Manual. As per the information available, the Manual has been rolled out in all the States/UTs. However, in the case of Andaman & Nicobar Islands the approval of the State Executive Committee is yet to be taken.
- 2.2 Ministry takes continues feed back from all stakeholders on the implementation of the Manual and wherever necessary, amendments are issued from time to time. Considering the need of the stakeholders, 8 amendments to the Manual have been issued so far. A printed Booklet consolidating all the amendments issued so far has been developed and disseminated to all States/UTs.
- 2.3 It has been observed that copies of the Manual are not available in most of the sub district level units.

3. VEC Manual containing guidelines for accounts maintenance and procurement

- 3.1 VEC Manual containing guidelines for accounts maintenance and procurement in conformity with the provisions of the Manual on Financial Management and Procurement should be developed at State level for use at VEC level. All States/UTs

except **Manipur** have developed a simplified VEC Manual mainly containing accounting and procurement procedures. However, most of the UTs have adopted the VEC Manual of the neighbouring States.

3.2 It has been observed that copies of the VEC Manual are not available in most of the VECs.

4. Quarterly Review Meeting of State Finance Controllers

4.1 In order to take stock of the physical and financial progress of activities being implemented under SSA, a quarterly review meeting of State Finance Controllers was introduced in SSA from April 2004, immediately after the introduction of the Manual on Financial Management and Procurement. 18 such review meetings have been conducted so far and the 18th review meeting was held on 18 July 2008 at Delhi. Some of the regular agenda items of the review meetings include, action taken report on the decisions of the last review meeting, performance for the year, closing balance, status of rollout of the Manuals on Financial Management & Procurement and VEC Manuals, positioning of finance and accounts staff, capacity building of finance and accounts staff, position of staff for internal audit, monthly bank reconciliation statement, position of state share release, status of statutory audit and internal audit, utilization certificates, status of compliance of audit reports, status of submission of annual report, and any other current issues / developments taking place under SSA. This forum is also used to provide capacity building to the participants on accounting, financial reporting, internal audit, statutory audit, financial review, procurement, etc.

4.2 The Finance Controllers of States/UTs provide reports on quarterly fund flow and cash forecast, quarterly progress, details of funds released to the districts, district wise expenditure statement, indicators for financial management checks by Government of India, financial monitoring report, etc.

4.3 The proceedings of the review meetings are documented and disseminated to all the States / UTs for taking further follow up action. The minutes of the meetings are also available in MHRD's web site.

4.4 The States/UTs of A.P., Andaman & Nicobar Islands, Dadar Nagar Haveli, Daman & Diu, Delhi, Jammu & Kashmir, Lakshadweep, Manipur, Nagaland and Puducherry are not regularly attending the above review meetings.

5. Staff Position of Finance and Accounts

5.1 The Finance and Accounts staff position at State and District level is reviewed in the quarterly review meetings of State Finance Controllers. As per the information furnished in the last review meeting, the Finance and Accounts staff positioned in State Project Office is adequate in most States. However, vacant positions still exist in Assam, Bihar, Haryana, Jharkhand, Maharashtra, Punjab, Uttarakhand and West Bengal.

5.2 Finance and accounts staff in District Project Office is adequate in most States. Some vacant positions still exist in Assam, Bihar, Chhattisgarh, Gujarat, Haryana, Himachal Pradesh, J&K, Karnataka, Madhya Pradesh, Maharashtra, Nagaland, Orissa, Rajasthan, Sikkim, Tamil Nadu, Uttarakhand and West Bengal. Information on the finance and accounts staff position is awaited from Andhra Pradesh, Daman & Diu, Dadar & Nagar Haveli, Lakshadweep, Manipur and Puducherry.

- 5.3 In Dadra & Nagar Haveli, Daman & Diu, Lakshadweep, Manipur, Puducherry and Sikkim staff of Education Department are mainly looking after the SSA work.
- 5.4 In Delhi, DPOs are not functional and the entire finance and accounts work is centralized at State level. In Goa, the staff posted at SPO is looking after the DPO work also.

6. Capacity building

- 6.1 Capacity building is very important for effective functioning of finance and accounts units and as such much focus is attached to the training of finance and accounts staff. MHRD has issued instructions to all States/UTs to provide minimum five days mandatory training to accounts staff every year. MHRD has also suggested to all States/UTs to hire the services of Chartered Accountant to impart training on double entry system of accounting to the accounts staff. During the quarterly review meetings of State Finance Controllers, capacity building is also being provided.
- 6.2 Capacity building is progressing in 24 States/UTs. While 5 States/UTs of Delhi, J&K, Meghalaya, Nagaland and Sikkim have not provided training to accounts staff, information has not been provided in this regard by 6 UTs of Andhra Pradesh, Dadra & Nagar Haveli, Daman & Diu, Lakshadweep, Manipur and Puducherry.

7. Internal Audit

- 7.1 Internal audit is a control that functions by examining and evaluating the adequacy and effectiveness of other controls throughout the SSA implementation. The internal auditor has to report on the adequacy of internal controls, the accuracy and propriety of financial transactions, the extent to which assets are accounted for and safeguarded, and the level of compliance with SSA financial norms and State Government procedures. The internal audit of district and sub-district units selected on a percentage basis should be conducted so as to cover all districts and sub-district units at least once in 3 years and ensure that prescribed accounting system including regular bank reconciliation is strictly followed by all.
- 7.2 MHRD reviews the status of internal audit on a quarterly basis in the review meetings of State Finance Controllers. MHRD has issued instructions on 17th September, 2007, 1st October, 2007 and 18th June 2008 to all States/UTs to strengthen the internal audit mechanism on the basis of various audit reports, IPAI review reports and JRM recommendations.
- 7.3 Currently, internal audit is being conducted in 28 States/UTs. In 1 State of Nagaland internal audit has not yet been started. Information on the internal audit has not been received from 6 States/UTs of Andhra Pradesh, Dadra & Nagar Haveli, Daman & Diu, Lakshadweep, Manipur and Puducherry.
- 7.4 The defaulting States/UTs have been asked to set up internal audit mechanism and complete the process by 2008-09.

8. External Audit – Audit by the Chartered Accountant Firm

- 8.1 The States / UTs should submit the annual accounts of the Society to be prepared immediately after the close of the financial year and after approval by the Executive Committee of the Society. The accounts should be audited annually by a Chartered Accountant firm appointed with the approval of the Executive Committee by April every year for the purpose. The audit of the accounts will cover the State Implementing Society, all District Project Offices and sample BRCs, CRCs, Schools/VECs in order that all are covered in a three year cycle of audits, except that School/VECs receiving more than Rs.1.00 lakh per year be included in the sample. All VECs/School bodies through whom SSA funds are being disbursed, should be audited regularly as per the auditing arrangements prescribed in the acts/rules/regulations under which they have been set-up/constituted by the States/UT concerned.
- 8.2 The CA firm for conducting the audit of SSA be selected from the C&AG/State AG's empanelled list.
- 8.3 The CA firm should complete the audit by 31st August every year. The State Society should submit the audit report along with other financial accounts to the MHRD by 31st December every year.
- 8.4 The audit reports for 2006-07 in respect of 30 States/UTs have been received.
- 8.5 The audit reports in respect of the remaining 5 States/UTs of Andhra Pradesh, Daman & Diu, Goa, Madhya Pradesh and Manipur are still awaited.
- 8.6 The following States/UTs have not submitted the Audit Report compliance of Chartered Accountant Audit.
- | | |
|---------|---|
| 2003-04 | Assam, Mizoram and J&K |
| 2004-05 | Jharkhand, Mizoram and J&K |
| 2005-06 | Arunachal Pradesh, Assam, Andhra Pradesh, Bihar, Chhattisgarh, Daman & Diu, Haryana, Himachal Pradesh, J&K, Lakshadweep, Madhya Pradesh, Manipur, Mizoram, Nagaland, Punjab, Rajasthan, Sikkim, Uttarakhand and West Bengal |
- 8.7 MHRD has issued instructions on 23rd April, 2007 to States/UTs to impress upon the State Accountant General (Audit) to carry out audit of SSA accounts in addition to CA's audit and the States/UTs responded favorably.

9. Concurrent Financial Review by IPAI

- 9.1 Concurrent financial review and monitoring of the SSA implementation be carried out by Government of India at periodic intervals in order to ensure that the accounts are kept properly and the funds are utilized for the purpose for which they were sanctioned. Institute of Public Auditors of India (IPAI) with a well defined Terms of Reference have been engaged to undertake the concurrent financial review and monitoring of SSA implementation in the State/UTs on behalf of Government of India.

- 9.2 IPAI have completed financial review of 35 States/UTs by 31st March 2008. The reports have been shared with State Project Directors for taking further follow up action. The follow up action in respect of the first 12 States of Assam, Bihar, Gujarat, Haryana, Karnataka, Kerala, Madhya Pradesh, Punjab, Rajasthan, Tamil Nadu, Uttaranchal and West Bengal have been completed.
- 9.3 Follow up action in respect of the remaining 23 States/UTs is in progress.
- 9.4 The extension of contract of IPAI to carry out the concurrent financial review for the next phase of all the 35 States/UTs is in progress with a modified Terms of Reference.

10. Accounting

10.1 Strengthening of Accounting system in SSA

- (a) In most of the States/UTs, a very weak accounting system has been reported in the audit reports, concurrent financial review reports and other review/monitoring reports of SSA. The main observations on accounting system relate to (a) Books of accounts prescribed not being maintained (b) Cash book not being maintained in double entry system, (c) Bank reconciliation statements not being prepared regularly, (d) Advances released from district to sub-district level units are treated as expenditure, (e) Advance Register not being maintained, (f) Delay in submission of utilization certificates, (g) Inadequate accounts staff, (h) Accounts staff not trained periodically (i) Weak internal audit system and (j) improper accounting at block level. Government of India has taken a very serious view on these types of procedural irregularities in accounting system. The major weak area which emerged from these reports is lack of adequate accounting staff at block level to maintain accounts books which ultimately resulted into irregularities in maintenance of accounts.
- (b) In MHRD's letter dated 17th September 2007, all States/UTs have been urged to take suitable remedial measures to strengthen the accounting system in SSA.
- (c) MHRD has also taken a decision to depute consultants from TSG to carry out concurrent financial review of States/UTs periodically. The Consultants will also provide a day's training to the Finance and Accounts staff at State and district level during their visits to the States/UTs. MHRD has issued instructions to the States/UTs to this effect on 26th June 2008.

10.2 Bank Reconciliation

In order to arrive at the correctness of the monthly closing balances of cash books with bank passbooks/bank statements, it is necessary to prepare a monthly bank reconciliation statement at all levels wherever bank accounts are operative. The status of bank reconciliation is obtained from the States/UTs on a quarterly basis during the review meeting of State Finance Controllers. Most of the States/UTs are carrying out the bank reconciliation on a regular basis. However, the bank reconciliation is not regular in 8 States/UTs of Arunachal Pradesh, Daman & Diu, Delhi, Madhya Pradesh, Manipur, Nagaland, Puducherry and West Bengal.

10.3 Introduction of Accounting Software

Accounting Software has been introduced in Gujarat, Karnataka, Kerala, Madhya Pradesh, Maharashtra, Rajasthan and Uttar Pradesh. In, Haryana, Jharkhand, Nagaland, Orissa, Punjab, Rajasthan and Tamil Nadu, accounting, Tally software is in use. Some of the other States are considering the introduction of Accounting Software.

11. Measures taken for speedy funds flow

11.1 E-banking

- (a) In order to avoid delay in transfer of funds, Government of India's share of funds is being remitted to State Implementing Societies by electronic transfer. In places where branches of accredited bank (Canara Bank), are not available remittance of funds is being made through other nationalized/scheduled bank by Real Time Gross Settlement (RTGS).
- (b) MHRD has issued amendment to the Manual to affect e-transfer of funds from State to District and district to sub district level mandatorily based on the availability of facilities.
- (c) Currently most of the major States like, Andhra Pradesh, Bihar, Gujarat, Haryana, J&K, Karnataka, Madhya Pradesh, Maharashtra, Orissa, Punjab, Rajasthan, Tamil Nadu, Uttar Pradesh, West Bengal etc. are transferring funds through E-banking upto district level. In Assam and Chattisgarh, funds are transferred through E-banking in some districts. 6 States of Andhra Pradesh, J & K, Karnataka, Orissa, Tamil Nadu and Uttar Pradesh are releasing funds by electronic transfer upto sub-district level. Other States should also take immediate measures to release funds by E-banking to district level and sub-district level, wherever such facilities are existing.

11.2 Web Based Monitoring System

- (a) Government of India in Partnership with Canara Bank has introduced a web based financial monitoring system in Andhra Pradesh on a pilot basis by developing a Software, which is further extended to the State of Karnataka, Tamil Nadu, Puducherry and Delhi. Recently a meeting was also held in Guwahati to further extend this system in North Eastern States. Under this system, the Canara Bank provide access to see the cash balances available in the bank accounts at State and district level to the management of SSA working at State and Central level. In other places, where the branches of Canara Bank are not available, Canara Bank will tie up with other nationalized/scheduled Banks for sharing their data to Canara Bank to enable SSA management to ascertain cash balances in the bank accounts other than Canara Bank. The software provide various reports which contain information on funds received from Government of India, State Government, interest accrued and other receipts including releases made to districts and cash balances at the State/district level accounts. The district report will contain information on the funds received from State Implementing Society, interest

accrued and other receipts including cash balances at the district level. This information can be obtained by the designated user at the level of Government of India, Central Govt., State Govt. and district level for any range of period of the year. All States/UTs are therefore requested to implement the web-based monitoring system developed in collaboration with Canara Bank by end of this financial year.

- (b) A web-portal in all States/UTs is being developed by Government of India through National Informatics Centre (NIC) to cater the need of collecting information on progress of the programme. The software will collect upward information which generally contains physical and financial progress of the programme on quarterly basis, which is presently being submitted by States/UTs manually through various formats developed. The software is developed and orientation training has been given to NIC officials posted at State level alongwith MIS staff of SSA at State level. These officials will further provide training to the NIC/MIS officials at district level very soon and work as trouble shooter during the operation of the programme. The web portal is proposed to be launched by end of July 2008.

12. Procurement

12.1 Procurement Plan

- (a) Para 108 of the Manual on Financial Management and Procurement envisages submission of an annual procurement plan under SSA to EE Bureau, MHRD along with the Annual Work Plan & Budget. Since the outlay approved by the Project Approval Board varies from the proposed outlay, the procurement plan is to be prepared immediately on receipt of the Minutes of the Project Approval Board, approving the Annual Work Plan & Budget.
- (b) MHRD on 26th June 2008 has instructed all States/UTs to prepare the procurement plan in the prescribed performa under SSA for the year 2008-09 and put the same on the web-site of States/UTs SSA programme.

12.2 Notification of tender invitation through web site

- (a) Para 110.4 (a) of the Manual on Financial Management and Procurement envisages advertisement of Invitation of Bids in newspapers under open tender method for goods and works. Para 118.6 of the Manual also provides advertising of Expression of Interest for service contracts in regional and national newspapers.
- (b) In order to have a wide publicity of the tender process, MHRD on 1st November 2007 has urged all States/UTs that in future invitation for all open tender for goods and works and seeking Expression of Interest for service contracts be put on website.

12.3 Details of major contracts

To facilitate reviews of major procurement items by Government of India or external funding agencies as and when required, MHRD on 3rd August 2007 has requested all States/UTs to maintain the record of details of major contracts (valuing Rs. 5 lakh and above) awarded at any level of the SSA programme, in the State Project Office, year-wise in the prescribed format for a quick review by Government of India / Development Partner's Procurement Review teams and the programme's auditors.

12.4 Procurement Audit Check List

- (a) The State SSA Missions are conducting Chartered Accounts' audit every year to ensure proper utilization of SSA funds. The audit reports, however, revealed that the audits of procurement processes are not adequately covered in the Chartered Accounts' audit. Chapter IX of the Manual on Financial Management and Procurement envisages detailed procedure on procurement under SSA which should have been followed while carrying out procurements.
- (b) The Ministry has developed a procurement audit checklist to cover key procurement processes in order to assist the Chartered Accountant firms and internal auditors while carrying out procurement audits under SSA and the same was shared with all States/UTs on 12th November 2007 with a request to make available the same to the Chartered Accountants undertaking annual audit of accounts and procurement, internal auditors and all finance/procurement personnel in the SSA offices/offices executing SSA activities.

12.5 Tendering process – negotiations with L-1

MHRD on 17th September 2007 shared with all States/UTs, a copy of Government of India, Central Vigilance Commission, New Delhi Circular No. 4/3/07 dated 3rd March 2007 prescribing the procedure for negotiations with L-1 bidder for strict compliance.

13. Release of funds by Government of India and States

An outlay of Rs. 21383.07 crore was approved during 2007-08. While Rs. 11381.53 crore was released by Government of India towards its share, Rs. 5735.12 crore was released by the State/UT Governments during 2007-08.

14. Shortfall in State share

While 19 States / UTs have released excess State share to the extent of Rs. 911.79 crore, 16 States/UTs have backlog of State share to the extent of Rs. 236.02 crore as on 31st March 2008. The backlog in State share mainly relates to Andhra Pradesh (Rs. 5.58 cr.) Arunachal Pradesh (Rs. 19.34 cr.), Chhattisgarh (Rs. 3.39 cr.), J&K (Rs. 57.67 cr.), Jharkhand (Rs. 22.13 cr.), Puducherry (Rs. 1.73 cr.), Punjab (Rs. 19.33 cr.), Rajasthan, (Rs. 98.55 cr), Tamil Nadu (Rs. 2.14 cr.), Tripura (Rs. 2.44 cr.) and West Bengal (Rs. 2.20 cr.).