

FOR REFERENCE ONLY

Report No.4/1975-Gujarat

**THIRD
ALL-INDIA
EDUCATIONAL
SURVEY**

**Technical and Vocational Education and Training
GUJARAT**

**INSTITUTE OF APPLIED MANPOWER RESEARCH
Indraprastha Estate, Ring Road
New Delhi-110002**

© Institute of Applied Manpower Research, 1976

- 5475
370.113
INS - T

(iii)

FOREWORD

The usefulness of education statistics, not only for educational planning and administration, but also for manpower planning and administration, requires no reiteration. It is now well recognised that such education statistics, to be meaningful, will have to include not only all levels of education and training, but the formal as well as non-formal facilities. The Ministry of Education and Social Welfare, therefore, extended the scope of the Third All-India Educational Survey to cover educational and training facilities, formal and non-formal, at all levels and assigned the responsibilities for survey of the various aspects to a number of agencies. The IAMR was assigned the survey of technical and vocational education and training facilities at the school level outside the university system.

2. This publication, one of a series of Statewise publications, relates to technical and vocational education and training facilities at the school level in the State of Gujarat. It is hoped that this will be found useful by planners and administrators particularly in the State of Gujarat.
3. The Institute of Applied Manpower Research Survey was initiated by Dr. L.S. Chandrakant the then Director of the Institute, and coordinated, during the initial stages, by Prof. M. Muthukrishnudu, Chief Coordinator, who has since returned to the College of Engineering, Kaknada (Andhra Pradesh).
4. We are grateful to the members of the Advisory Committee formed for the Third All-India Educational Survey for their very useful suggestions on various aspects of the IAMR Survey. To the Director of Technical Education, Gujarat, who coordinated the investigations and the various departments and institutions who so willingly supplied the required data, goes the credit for the exhaustive and complete coverage of data. All the institutions identified and addressed for information have provided the necessary data; as such the response in the State is 100 per cent.
5. The research team for this study was composed of S/Shri Q.U. Khan (Head of the Research Division), M.C. Goel, R.P. Tripathi, N.K. Soni, Smt. Santosh Agarwalla and Shri K.C. Veoli. In this task, they were ably assisted by Shri Hans Raj, Miss Aisha Begum Jafri and a team of Research Investigators.

March, 1976

Prof. (Miss) Malathi Bolar
Director

C O N T E N T S

	<u>Page</u>
Foreword	(iii)
Section I INTRODUCTION	1
Section II STRUCTURE OF THE REPORT	7
Section III SURVEY FINDINGS	10

T A B L E S

PART I-(A)

Inventory of Technical and Vocational
Education and Training Institutions

1	Distribution of Existing Technical and Vocational Education and Training Institutions as They Existed in Different Years	15
2	Distribution of Technical and Vocational Education and Training Institutions by Location and Type of Management	16

Institute of Applied Manpower Research

President

Shri Y.B. Chavan

Union Minister for External Affairs

Chairman

Shri B.D. Pande
Cabinet Secretary

Director

Prof. (Miss) Malathi Bolar

		<u>Page</u>
3	Distribution of Technical and Vocational Education and Training Institutions by Location and Residential Facility	17
4	Distribution of Technical and Vocational Education and Training Institutions for Girls only by Location and Residential Facility	18
5	Districtwise Distribution of Technical and Vocational Education and Training Institutions	19
6	Coursewise Intake, Enrolment and Out-turn of Technical and Vocational Education and Training Institutions	21
7	Percentage of Scheduled Caste and Scheduled Tribe Students to All Students in Technical and Vocational Education and Training Institutions	39
8	Sanctioned and Actual Intake Capacity, Enrolment and Out-turn of Technical and Vocational Education and Training Institutions Located in Rural Areas	40
9	Coursewise Intake, Enrolment and Out-turn of Technical and Vocational Education and Training Institutions for Girls only	41
10	Examination Results for Various Types of Courses Imparted by Technical and Vocational Education and Training Institutions During the Year 1972-73	44
11	Stagewise Sanctioned Intake, Enrolment and Out-turn of Technical and Vocational Education and Training Institutions by Type of Course	59

		<u>Page</u>
12	Stagewise Sanctioned Intake, Enrolment and Out-turn of Technical and Vocational Education and Training Institutions by Type of Institution	65
13	Sanctioned and Actual Strength of Staff of Technical and Vocational Education and Training Institutions Located in Rural Areas	66
14	Sanctioned and Actual Strength of Staff of Technical and Vocational Education and Training Institutions Located in Urban Areas	67
15	Sanctioned and Actual Strength of Staff of Technical and Vocational Education and Training Institutions (Rural and Urban)	68
16	Sanctioned and Actual Strength of Staff of Technical and Vocational Education and Training Institutions for Girls only	69
17	Existing Vacancies of Staff of Technical and Vocational Education and Training Institutions by Location	70
18	Total Recurring Expenditure of Technical and Vocational Education and Training Institutions by Location During the Year 1972-73	72
19	Total, Per Institution and Per Student Recurring Expenditure of Technical and Vocational Education and Training Institutions by Type and Location of Institution During the Year 1972-73	73

		<u>Page</u>
20	Total, Per Institution and Per Student Recurring Expenditure of Technical and Vocational Education and Training Institutions for Girls only During the Year 1972-73	74
21	Summary of Institutions, Pupils, Staff and Recurring Expenditure of Technical and Vocational Education and Training Institutions by Type of Management	75

PART I-(B)

District Tables

A	Distribution of Technical and Vocational Education and Training Institutions by Various Characteristics	} for each District	
B	Intake Capacity, Enrolment and Out-turn of Technical and Vocational Education and Training Institutions		
C	Sanctioned and Actual Strength of Staff of Technical and Vocational Education and Training Institutions		
	(a) AHMEDABAD	Table A	79
		Table B	80
		Table C	85
	(b) AMRELI	Table A	86
		Table B	87
		Table C	88
	(c) BANASKANTHA	Table A	89
		Table B	90
		Table C	91

		<u>Page</u>
(d) BHARUCH	Table A	92
	Table B	93
	Table C	95
(e) BHAVNAGAR	Table A	96
	Table B	97
	Table C	99
(f) GANDHINAGAR	Table A	100
	Table B	100
	Table C	101
(g) JAMNAGAR	Table A	102
	Table B	103
	Table C	105
(h) JUNAGADH	Table A	106
	Table B	107
	Table C	110
(i) KHEDA	Table A	111
	Table B	112
	Table C	115
(j) KUTCH	Table A	116
	Table B	117
	Table C	119
(k) MEHSANA	Table A	120
	Table B	121
	Table C	123
(l) PANCHMAHAL	Table A	124
	Table B	125
	Table C	127
(m) RAJKOT	Table A	128
	Table B	129
	Table C	133

(x)

		<u>Page</u>
(n) SABARKANTHA	Table A	134
	Table B	135
	Table C	137
(o) SURAT	Table A	138
	Table B	139
	Table C	143
(p) SURENDRANAGAR	Table A	144
	Table B	145
	Table C	146
(q) THE DANGS	Table A	147
	Table B	147
	Table C	148
(r) VADODARA (BARODA)	Table A	149
	Table B	150
	Table C	154
(s) VALSAD (BULSAR)	Table A	155
	Table B	156
	Table C	158

PART I-(C)

Tables on Technical and Vocational
Streams in High/Higher Secondary
Schools

I	Districtwise Number of High/Higher Secondary Schools Offering Electives of Technical and Vocational Education by Type of Management	161
II	Districtwise Number of High/Higher Secondary Schools Located in Rural Areas Offering Electives of Technical and Vocational Education by Type of Management	162

	<u>Page</u>	
III	Districtwise Enrolment of Pupils in High/Higher Secondary Schools Offering Different Electives of Technical and Vocational Education and Training by Location	163
IV	Districtwise Enrolment of Pupils in High/Higher Secondary Schools Offering Electives of Technical and Vocational Education by Management	164
V	Districtwise Distribution of Teachers for Elective Groups/Streams of Technical and Vocational Education	165
VI	Districtwise Distribution of Teachers for Elective Groups/Streams of Technical and Vocational Education	166
Appendix I:	List of Members of the Advisory Committee	169
Appendix II:	List of Technical and Vocational Education and Training Institutions	171
Chart 1:	Districtwise Distribution of Technical and Vocational Education and Training Institutions	20
Chart 2:	Enrolment and Out-turn in Various Types of Technical and Vocational Education and Training Institutions	38
Chart 3:	Existing Vacancies of Staff in Technical and Vocational Education and Training Institutions	71

Section I

INTRODUCTION

This Report presents the survey data regarding technical and vocational education facilities at the school level outside the university system in the State of Gujarat. These data are part of the Third All-India Educational Survey undertaken by the IAMR at the request of the Ministry of Education and Social Welfare. It is pertinent to note that it is for the first time that a survey of all technical and vocational education and training institutions including all formal and informal institutions imparting technical and vocational education and training at the school level has been made.

2. The First All-India Educational Survey conducted in 1957 by the Ministry of Education in collaboration with all States and Union Territories and the Second All-India Educational Survey conducted in 1965 by the Ministry of Education and Social Welfare and the Planning Commission through the National Council of Educational Research and Training covered only the school education. Keeping in view the extended scope and coverage of the Survey, it was decided to involve a number of agencies in the survey to look after different aspects of education. Specifically, the following agencies were involved:

- | | |
|---|--|
| 1. National Council of Educational Research and Training | School Education |
| 2. Institute of Applied Manpower Research | Technical and Vocational Education |
| 3. University Grants Commission | Higher Education |
| 4. National Staff College for Educational Planners and Administrators | Educational Administration and Supervision |
| 5. Department of Culture, Ministry of Education and Social Welfare | Cultural Statistics |

3. The IAMR survey of technical and vocational education at the school level outside the university system is in two parts:

Part I is an inventory of the educational and training facilities in technical and vocational education as on 31st December, 1973. The various items of this inventory are:

- (a) number of institutions with characteristics such as their location, type of management, availability of hostel residence, etc.;
- (b) courses of study with information about their level, admission requirements, duration, selection procedure and number of reserved seats*;
- (c) teaching and instructional staff and other staff---male and female, sanctioned and in position, etc.;
- (d) student population by courses of study and the number passing out; and
- (e) recurring expenditure.

Part II is an indepth study of the organisational structure of this system of education with a view to prepare its profile in terms of the agencies responsible and their respective roles; their staffing pattern, methods of recruitment and promotional channels; finance, control and supervision of institutions; responsibility for development of adequate facilities; maintenance of quality and standard of education; scope and content of various regulations governing vocational education and training.

While the inventory of facilities is attempted on Census basis, the indepth studies of the system are planned on a sample basis.

4. The All-India Report is being brought out as a separate document. This Report relates to Part I of the Survey for the State of Gujarat.

5. The State of Gujarat came into existence on 1st May 1960 as a result of the re-organisation of the former State of Bombay. It covers an area of 1,95,984 Sq. Kms. and, according to the 1971 Census, had

* All-India Directory of Technical and Vocational Education and Training Institutions, published separately, provides information on courses of study along with their duration, admission requirements, selection procedure, etc., for individual institutions.

a population of 26.7 million with an average density of 136 persons per Sq. Km. Gujarat is one of the most urbanised States in the country. Its urban population, in 1971, accounted for 28.13 per cent; the corresponding percentage for the country as a whole was only about 20. The literacy in the State was 35.70 per cent: 46.10 per cent among males and 24.59 per cent among females. The State is industrially developed and has many large establishments employing a vast variety of technical and vocationally qualified personnel. It is hoped that the present survey of the existing facilities of technical and vocational education and training and their distribution in the State will provide bench-mark data for future planning of these facilities in the State.

Advisory Committee

6. An Advisory Committee consisting of representatives from various ministries and other organisations was formed to guide the Institute in carrying out the Survey. The Committee has been meeting from time to time and has taken a keen interest in the Survey work. The composition of the Advisory Committee is given at Appendix I.

General Comments

7. Before comments on individual tables are made, it will be worth while here to list a few points of general nature.

(i) Reference Date: The reference date for most of the data, except where it is explicitly mentioned, is 31st December, 1973. This reference date has been adhered to on the advice of the Union Education Minister and the Advisory Committee on Third All-India Educational Survey. This was also the reference date in the earlier two All-India Educational Surveys. Further this date is considered to be more convenient and useful for planning purposes. As far as enrolment and the staff position are concerned, the information is with reference to this date, but the statistics on intake capacity, out-turn and expenditure relate to the academic year 1972-73.

(ii) Location of Institutions: The rural/urban classification of institutions has been attempted on the basis of the 1971 Census classification of villages and towns. The category of "semi-urban" was found to be redundant.

(iii) Co-educational Institutions: The category of co-educational institutions has been merged with the category of "institutions for boys".

(iv) Sanctioned Intake: The sanctioned intake for all the courses and institutions pertains to the seating capacity for the first year of the course except for the Industrial Training Institutes where it is for the entire course.

(v) Education and Training Facilities: Some of the Institutions were exclusively providing in-service training facilities, while some others combined such facilities with some educational and training courses. Both these types of institutions have been covered by the Survey. However, the in-service training institutions with courses of less than one month's duration have been excluded. Similarly, all courses of less than one month's duration have also not been taken into account, while giving the statistics on intake, enrolment, etc.

(vi) Classification of Institutions: The institutions have been categorised into the following 20 groups:

1. Polytechnics
2. Industrial Training Institutes
3. Junior Technical Schools
4. Crafts and Handicrafts Schools
5. Industrial and Technical Schools
6. Agricultural Schools
7. Forestry Schools
8. Veterinary and Animal Husbandry Schools
9. Nursing, A. N. M. and Health Visitors' Schools
10. Pharmacy Schools
11. Other Para-Medical Schools
12. Schools for Training in Co-operation
13. Commercial Training Schools
14. Schools for Village Level Officials
15. Mining Schools
16. Fishery Schools
17. Schools for Music, Dance, Drama, etc.
18. Schools for Drawing and Painting
19. Special Schools
20. Other Schools

The above classification has been followed to enable an easy comparison with the statistics made available by different agencies. For example, only those institutions have been taken as polytechnics, industrial training institutes, junior technical

schools, nursing, auxiliary nurse midwifery and health visitors' schools, etc., which are so recognised by their respective managing organisations like the Ministry of Education, the Directorate General of Employment and Training, the Nursing Council of India, etc. The nomenclature of some institutions did not very clearly indicate the nature of the education and training offered by them. These institutions have, therefore, been classified after taking into account the content and level of their courses.

Out of the above listed 20 categories of technical and vocational education and training institutions, Gujarat had all types of institutions except the category of mining schools.

(vii) Industrial and Technical Schools: The category of 'industrial and technical schools' is the residual category of technical institutions. Hence, all those technical institutions which could not be covered by polytechnics, industrial training institutes, junior technical schools and crafts and handicrafts schools have been shown under this category.

(viii) Staff: Information on staff was collected under four heads, viz., (i) teaching and instructional staff, (ii) workshop and laboratory staff, (iii) administrative staff, and (iv) class IV staff, by designation. However, on the advice of the Advisory Committee for the Survey of Technical and Vocational Education and Training, these have been regrouped into two broad categories of (a) teaching and instructional staff and (b) other staff. The reclassified category of teaching and instructional staff also includes the technical staff of the workshop and laboratories called upon to take practical classes.

(ix) Expenditure: The data on expenditure supplied by the institutions were not found very satisfactory in so far as non-recurring expenditure was concerned. Hence, it has been decided not to include it in the survey. Similarly the break-up of recurring expenditure was not available from a number of institutions. We have, therefore, given only the total recurring expenditure of institutions. Most of the institutions specially in public sector have expressed their inability to provide information on the expenditure on land and building because they are looked after by the State public works departments.

(x) Out-turn: In some training institutions, there is no formal examination. The candidates undergoing a course of training are awarded a certificate after the completion of the training. All such candidates are included in the out-turn.

Section II

STRUCTURE OF THE REPORT

8. The survey data presented in this report are broadly grouped in three parts. Part I-(A) covers inventory of all the recognised institutions imparting technical and vocational education and training in the State. This part presents information on the number of institutions, enrolment, out-turn, staff and recurring expenditure. These items have been further classified by certain characteristics such as rural and urban location, male and female break-up of student body, type of management, etc.

9. Part I-(B) of the report presents a districtwise analysis of the technical and vocational education and training facilities by various categories. This analysis of the survey data at the district level will be of immense use for drawing up district education plans. The information on vocational education streams in the high/higher secondary schools is also accordingly presented by district. All taken together this will facilitate in determining the number and type of new institutions that could be set up in future specially in view of the local requirements of the district and the introduction of the new system of school education, i.e., 10+ 2+ 3.

10. Part I-(C) of the report deals with the facilities of technical and vocational education which are provided in the general high/higher secondary schools as elective groups or streams. These data have been collected through the aegis of the National Council of Educational Research and Training, New Delhi. The information on vocational streams of the high/higher secondary schools is provided on number of institutions, enrolment and staff only.

11. In the end, a list of all the institutions which formed the inventory of technical and vocational education and training institutions in the State is provided at Appendix II.

Brief Comments on Tables

12. (i) Tables 1 to 5 present the information on institutions and their characteristics such as age, rural/urban location, type of hostel facility and type of management.

(ii) Tables 6 to 12 present the information on pupils. This information is provided on intake, enrolment and out-turn in various types of courses separately for boys and girls. Tables 11 and 12 present a standardised classification of the sanctioned capacity, enrolment and out-turn according to four stages of general school education, viz., primary, middle, high/higher secondary and post higher secondary. This standardisation of enrolment and out-turn is attempted to have a broad idea of the level of education and training imparted by the technical and vocational education and training institutions. This information read along with similar stagewise enrolment and out-turn of the general education system will enable the educational planners to have a better estimate, if not a precise one, of the pupils in different educational stages. The classification of enrolment and out-turn in these stages has been worked out on the basis of minimum educational qualifications required for admission into various courses and the duration of the course. For example, if a particular course required illiterate or class III passed person and had a duration of one or two years, its enrolment and out-turn have been shown under the 'primary' stage. Similarly, courses requiring SSLC or higher secondary as minimum educational qualification for admission have been shown under the 'post higher secondary' stage. The consolidated information for a particular course, irrespective of its location into a variety of institutions, can also be had from Table 11.

(iii) Tables 13 to 17 present data on the sanctioned and actual strength of staff.

(iv) Tables 18 and 19 present the total recurring expenditure by type of institution and location. Table 20 provides this information for institutions meant for girls.

(v) Table 21 is a summary table and presents the information on institutions, pupils, staff and recurring expenditure by type of institution and management.

13. District Tables A, B and C: These give the districtwise inventory of technical and vocational education and training facilities and provide information on (a) number of institutions, (b) intake capacity, enrolment and out-turn, and (c) sanctioned and actual strength of staff, respectively. It is considered that these data will be basic and sufficient for drawing up district level plans for technical and vocational education and training.

14. Vocational Streams Tables I to VI: These last six tables provide data on the elective streams offered by the high/higher secondary schools of the State.

Section III

SURVEY FINDINGS

15. On 31st December, 1973, according to this survey, the State of Gujarat had 402 institutions imparting technical and vocational education and training. Craftsmen training institutions like industrial training institutes, junior technical schools, crafts and handicrafts schools and other industrial and technical schools alone numbered 282. Other types of vocational institutions accounted for 160 institutions only. Out of these 402 institutions, 327 were located in urban areas and 75 in rural areas. Complete hostel facilities were available only in 85 institutions, of which 72 were located in urban areas and 13 in rural areas. Part-time courses were offered by 84 institutions.

16. The number of institutions for girls was 204, out of which 96 were managed and financed by the State Government. As many as 141 of these girls' institutions were industrial and technical schools, 45 nursing institutions and 15 crafts and handicrafts schools. There were also two women polytechnics. Out of the 204 institutions for girls, 31 industrial and technical schools, 4 centres for crafts and handicrafts and one nursing institution were located in rural areas. All other girls' institutions were located in urban areas.

17. The districtwise break-up of the institutions, which is presented in Table 5, shows that all the districts of the State did not have a fair and equal share of technical and vocational education and training institutions. Ahmedabad, Kheda, Baroda, Surat and Bulsar had 77, 66, 42, 30 and 24 institutions, respectively. Rajkot, Mehsana, and Bharuch had 22, 20 and 20 institutions, respectively. All the other districts had less than 15 institutions each. Gandhinagar and The Dangs had only 1 and 3 institutions, respectively.

18. The total enrolment in these 402 institutions was 41,034. In some courses the actual admission has been more than the sanctioned capacity. While 35,156 students were enrolled in technical courses offered by polytechnics, industrial training institutes, junior technical schools, crafts and handicrafts schools and other industrial and technical schools, 5,878 students were enrolled in other vocational courses. The break-up of enrolment among boys and girls was 29,668

and 11,366, respectively. These students were undergoing education and training in a variety of courses which had varied duration and minimum admission qualifications (educational). During the year 1972-73, 16,520 students graduated from these courses.

19. The proportion of scheduled caste and scheduled tribe students in the total enrolment by sex was as follows:

(a) Boys:	11 per cent
(b) Girls:	17 per cent
(c) Total:	12 per cent

20. Out of the 402 institutions, 375 institutions reported information on staff. These reporting institutions were manned by 5,282 persons. The break-up of the total staff between the 'teaching and instructional staff' and 'other staff' was 2,755 and 2,527, respectively. The sanctioned staff for these institutions was, however, 6,001 classified between 'teaching and instructional staff' and 'other staff' as 3,222 and 2,779, respectively. There were 467 and 252 vacant posts for the two categories of staff, respectively. The proportion of female staff among the two categories was 16 per cent and 10 per cent, respectively (giving an overall proportion of 13 per cent).

21. The information on recurring expenditure was furnished by only 355 institutions. The total recurring expenditure of these reporting institutions during the year 1972-73 was Rs. 38.2 million.

22. Besides these facilities of technical and vocational education and training, the high and higher secondary schools for general education in the State also had some technical and vocational electives. These schools were offering elective streams in (a) Commerce, (b) Home Science, (c) Drawing and Painting, (d) Agriculture, (e) Technical Trades, and (f) Music, Dance and Drama. It is difficult to give the number of schools which were offering these streams in view of the fact that a particular institution might be offering more vocational streams than one. The total number of staff exclusively meant for these electives cannot also be given as it is quite an usual practice for a teacher to teach more subjects than one. With these limitations, the number of institutions having individual elective streams and the teachers teaching these electives are given districtwise in Tables I to VI. The total number of students offering these electives was 2,41,488.

The percentage share of each elective group/stream in the total enrolment in high/higher secondary schools located in rural and urban areas was as follows:

	<u>Rural</u>	<u>Urban</u>
1. Commerce	0.8	1.4
2. Home Science	0.2	1.1
3. Drawing and Painting	13.2	22.8
4. Agriculture	2.6	0.5
5. Technical Trades	0.5	0.7
6. Music, Dance and Drama	0.3	0.7

T A B L E S
P A R T I - (A)

TABLE 1

Distribution of Existing Technical and Vocational Education and Training Institutions as They Existed in Different Years

Sl. No.	Type of Institution	1947	1951	1956	1961	1966	1969	1971	1973
1	2	3	4	5	6	7	8	9	10
1.	Polytechnic	2	5	6	14	18	19	19	19
2.	Industrial Training Institute	-	-	1	10	18	18	18	18
3.	Junior Technical School	4	7	21	34	39	41	42	42
4.	Crafts and Handicrafts School	5	5	9	13	16	17	18	21
5.	Industrial and Technical School	39	52	79	119	162	180	186	201
6.	Agricultural School	8	9	11	13	16	16	16	16
7.	Forestry School	-	-	1	1	1	1	1	2
8.	Veterinary and Animal Husbandry School	-	-	-	-	1	1	1	1
9.	Nursing, A.N.M. and Health Visitors' School	7	8	12	24	47	44	45	46
10.	Pharmacy School	-	-	1	1	1	1	2	2
11.	Other Para-Medical School	1	1	1	1	1	1	1	1
12.	School for Training in Co-operation	1	2	5	8	9	9	9	9
13.	Commercial Training School	1	1	2	2	2	2	2	2
14.	School for Village Level Officials	-	-	4	6	6	6	6	6
15.	Fishery School	-	-	1	2	2	2	2	3
16.	School for Music, Dance, Drama, etc.	-	-	1	3	3	4	4	4
17.	School for Drawing and Painting	-	-	1	1	3	3	3	3
18.	Special School	1	1	1	3	4	5	5	5
19.	Other Schools	-	-	-	-	-	-	-	1
Total		69	91	157	255	349	370	380	402

TABLE 2

Distribution of Technical and Vocational Education and Training Institutions by Location and Type of Management

Sl. No.	Type of Institution	Rural				Urban				Total			
		Public	Private Aided	Private Unaided	Total	Public	Private Aided	Private Unaided	Total	Public	Private Aided	Private Unaided	Total
1	2	3	4	5	6	7	8	9	10	11	12	13	14
1.	Polytechnic	-	2	-	2	16	1	-	17	16	3	-	19
2.	Industrial Training Institute	1	-	-	1	17	-	-	17	18	-	-	18
3.	Junior Technical School	4	3	-	7	25	9	1	35	29	12	1	42
4.	Crafts and Handicrafts School	4	2	-	6	5	7	3	15	9	9	3	21
5.	Industrial and Technical School	19	11	12	42	62	65	32	159	81	76	44	201
6.	Agricultural School	7	-	1	8	8	-	-	8	15	-	1	16
7.	Forestry School	2	-	-	2	-	-	-	-	2	-	-	2
8.	Veterinary and Animal-Husbandry School	-	-	-	-	1	-	-	1	1	-	-	1
9.	Nursing, A.N.M. and Health Visitors' School	-	1	-	1	37	6	2	45	37	7	2	46
10.	Pharmacy School	-	1	-	1	-	1	-	1	-	2	-	2
11.	Other Para-Medical School	-	-	-	-	1	-	-	1	1	-	-	1
12.	School for Training in Co-operation	-	-	-	-	8	1	-	9	8	1	-	9
13.	Commercial Training School	-	-	-	-	1	1	-	2	1	1	-	2
14.	School for Village Level Officials	1	-	-	1	5	-	-	5	6	-	-	6
15.	Fishery School	2	-	-	2	1	-	-	1	3	-	-	3
16.	School for Music, Dance, Drama, etc.	-	-	-	-	2	2	-	4	2	2	-	4
17.	School for Drawing and Painting	1	1	-	2	1	-	-	1	2	1	-	3
18.	Special School	-	-	-	-	4	1	-	5	4	1	-	5
19.	Other Schools	-	-	-	-	1	-	-	1	1	-	-	1
Total		41	21	13	75	195	94	38	327	236	115	51	402

TABLE 3

Distribution of Technical and Vocational Education and Training Institutions by Location and Residential Facility

Sl. No.	Type of Institution	Rural				Urban				Total			
		CR	PR	WR	Total	CR	PR	WR	Total	CR	PR	WR	Total
1	2	3	4	5	6	7	8	9	10	11	12	13	14
1.	Polytechnic	1	1	-	2	5	8	4	17	6	9	4	19
2.	Industrial Training Institute	1	-	-	1	1	6	10	17	2	6	10	18
3.	Junior Technical School	-	2	5	7	2	3	30	35	2	5	35	42
4.	Crafts and Handicrafts School	-	1	5	6	1	3	11	15	1	4	16	21
5.	Industrial and Technical School	6	3	33	42	14	13	132	159	20	16	165	201
6.	Agricultural School	3	-	5	8	3	3	2	8	6	3	7	16
7.	Forestry School	1	-	1	2	-	-	-	-	1	-	1	2
8.	Veterinary and Animal Husbandry School	-	-	-	-	1	-	-	1	1	-	-	1
9.	Nursing, A.N.M. and Health Visitors' School	1	-	-	1	37	6	2	45	38	6	2	46
10.	Pharmacy School	-	-	1	1	-	1	-	1	-	1	1	2
11.	Other Para-Medical School	-	-	-	-	-	-	1	1	-	-	1	1
12.	School for Training in Co-operation	-	-	-	-	2	4	3	9	2	4	3	9
13.	Commercial Training School	-	-	-	-	-	1	1	2	-	1	1	2
14.	School for Village Level Officials	-	-	1	1	2	1	2	5	2	1	3	6
15.	Fishery School	-	-	2	2	-	-	1	1	-	-	3	3
16.	School for Music, Dance, Drama, etc.	-	-	-	-	-	-	4	4	-	-	4	4
17.	School for Drawing and Painting	-	2	-	2	-	-	1	1	-	2	1	3
18.	Special School	-	-	-	-	4	-	1	5	4	-	1	5
19.	Other Schools	-	-	-	-	-	1	-	1	-	1	-	1
Total		13	9	53	75	72	50	205	327	85	59	258	402

CR = Completely Residential.

PR = Partly Residential.

WR = Without Residential.

TABLE 4

Distribution of Technical and Vocational Education and Training Institutions for Girls only by Location and Residential Facility

Sl. No.	Type of Institution	Completely Residential			Partly Residential			Without Residential			Total		
		Rural	Urban	Total	Rural	Urban	Total	Rural	Urban	Total	Rural	Urban	Total
1	2	3	4	5	6	7	8	9	10	11	12	13	14
1.	Polytechnic	-	-	-	-	-	-	-	2	2	-	2	2
2.	Crafts and Handicrafts School	-	1	1	-	1	1	4	9	13	4	11	15
3.	Industrial and Technical School	4	7	11	-	5	5	27	98	125	31	110	141
4.	Nursing, A.N.M. and Health Visitors' School	1	36	37	-	6	6	-	2	2	1	44	45
5.	Other Para-Medical School	-	-	-	-	-	-	-	1	1	-	1	1
Total		5	44	49	-	12	12	31	112	143	36	168	204

TABLE 5

Districtwise Distribution of Technical and Vocational Education and Training Institutions

S1. No.	District	Poly- tech- nic	Indus- trial Train- ing Insti- tute	Junior Tech- nical Sch- ool	Crafts and Handi- crafts School	Indus- trial & Tech- nical Sch- ool	Agris- cul- tural Sch- ool	Fores- try School	Veteri- nary and Animal Husb- andry School	Nursing, A.N.M. and Health Visitors' School	Phar- macy Sch- ool	Other Para- medi- cal Sch- ool	School for Train- ing in Co-op- era- tion	Com- mer- cial Train- ing Sch- ool	Sch- ool for Vill- age Sch- ool Level Offi- cials	Fish- ery Sch- ool	School for Music, Dance, Drama, etc.	Sch- ool for Draw- ing and Paint- ing	Special School	Other Schools	Total
1	2	3	4	5	6	7	8	9	10	11	12	13	14	15	16	17	18	19	20	21	22
1.	Ahmedabad	3	1	4	8	49	1	-	-	5	1	-	-	-	-	-	3	-	1	1	77
2.	Anreli	-	1	1	-	3	-	-	-	1	-	-	-	-	-	-	-	-	-	-	6
3.	Banaskantha	-	1	1	-	2	1	-	-	1	-	-	-	-	-	-	-	-	-	-	6
4.	Bharuch	1	1	1	-	11	1	-	-	3	-	-	-	-	-	-	-	-	2	-	20
5.	Bhavnagar	1	1	3	-	1	-	-	-	3	-	-	2	1	-	-	-	-	-	-	12
6.	Gandhinagar	-	-	-	-	1	-	-	-	-	-	-	-	-	-	-	-	-	-	-	1
7.	Jamnagar	-	1	2	1	6	1	-	-	1	-	-	-	-	-	-	1	-	-	-	13
8.	Junagadh	1	1	2	-	2	1	-	-	2	-	-	1	-	2	1	-	-	-	-	13
9.	Kheda	2	-	8	2	40	1	-	1	5	1	-	3	-	2	-	-	1	-	-	66
10.	Kutch	1	1	1	-	3	1	-	-	2	-	-	-	-	-	-	-	-	-	-	9
11.	Mehsana	1	1	3	-	9	1	-	-	3	-	-	2	-	-	-	-	-	-	-	20
12.	Panchmahal	1	2	2	-	6	2	-	-	3	-	-	-	-	-	-	-	-	-	-	16
13.	Rajkot	3	2	4	-	7	-	-	-	4	-	-	-	-	-	-	-	1	1	-	22
14.	Sabarkantha	-	1	1	-	7	1	-	-	1	-	-	4	-	-	-	-	-	-	-	12
15.	Surat	2	1	4	-	13	-	1	-	5	-	1	1	-	1	1	-	-	-	-	30
16.	Suréndranagar	-	1	2	1	4	1	-	-	1	-	-	-	-	-	-	-	-	-	-	10
17.	The Dangs	-	-	-	-	2	-	-	-	1	-	-	-	-	-	-	-	-	-	-	3
18.	Vadodara (Baroda)	2	1	1	8	20	4	1	-	3	-	-	-	-	1	-	-	-	1	-	42
19.	Valsad (Bulsar)	1	1	2	1	15	-	-	-	2	-	-	-	-	-	1	-	1	-	-	24
Total		19	18	42	21	201	16	2	1	46	2	1	9	2	6	3	4	3	5	1	402

CHART 1
DISTRICTWISE DISTRIBUTION OF TECHNICAL AND VOCATIONAL EDUCATION AND TRAINING INSTITUTIONS

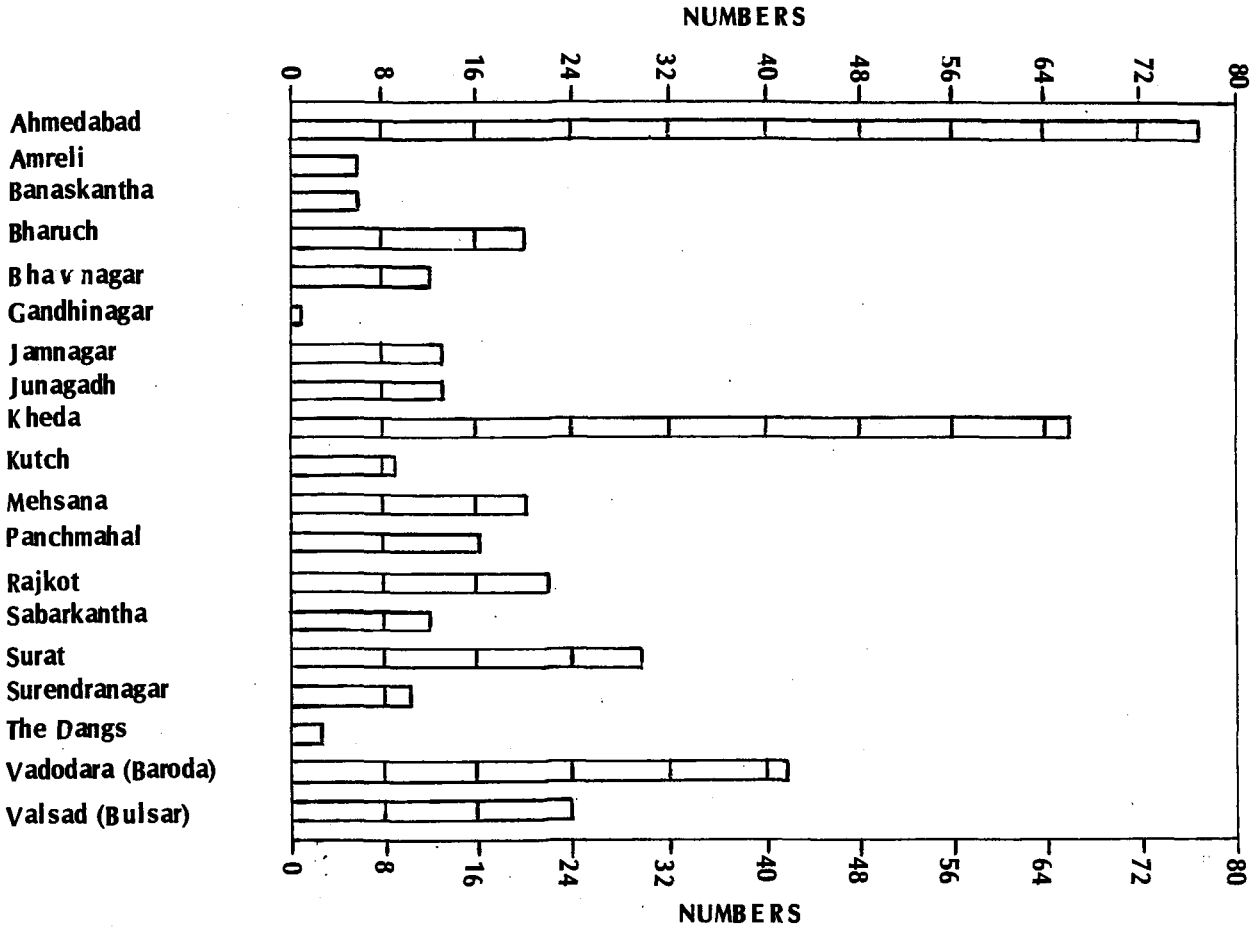


TABLE 6

Coursewise Intake, Enrolment and Out-turn of Technical and Vocational Education and Training Institutions

Sl. No.	Course	Intake		Enrolment			Out-turn		
		Sanc-tioned	Actual	Boys	Girls	Total	Boys	Girls	Total
1	2	3	4	5	6	7	8	9	10

POLYTECHNIC

1.	Post Diploma in Che-mical Process Engg.	50	18	18	-	18	-	-	-
2.	Post Diploma in Ins-trumentation and Control Engg.	20	23	16	-	16	17	-	17
3.	Post Diploma in Mate-rial Handling Tech-nology	20	8	5	-	5	4	-	4
4.	Post Diploma in Production Engg.	40	40	-	-	-	-	-	-
5.	Post Diploma in Refrigeration and Air Conditioning	5	8	8	-	8	8	-	8
6.	Post Diploma in Tele-vision Engg.	20	21	14	-	14	15	1	16

21

Contd. on next page

Contd. from previous page

1	2	3	4	5	6	7	8	9	10
7.	Post Diploma in Telecommunication Engg.	15	4	4	-	4	4	-	4
8.	Diploma in Civil Engg.	800	757	2010	1	2011	111	-	111
9.	Diploma in Elect. Engg.	700	517	1211	-	1211	176	-	176
10.	Diploma in Mech. Engg.	795	737	1541	-	1541	299	-	299
11.	Diploma in Agro Industry Engg.	30	30	50	-	50	-	-	-
12.	Diploma in Architec- tural Assistantship	60	44	-	83	83	-	2	2
13.	Diploma in Automobile Engg.	80	79	258	-	258	73	-	73
14.	Diploma in Ceramic Engg.	20	10	27	-	27	-	-	-
15.	Diploma in Chemical Engg.	70	80	163	1	164	51	-	51
16.	Diploma in Construc- tion and Structural Engg.	80	77	150	-	150	4	-	4
17.	Diploma in Costume Design and Dress Making	30	32	-	53	53	-	-	-

18.	Diploma in Elec- tronics and Radio Engg.	60	33	89	2	91	-	-	-
19.	Diploma in Electro- nics and Sound Engg.	20	21	49	-	49	-	-	-
20.	Diploma in Fertilisers	15	14	45	-	45	-	-	-
21.	Diploma in Man-made Fibre and Fabrics	60	49	96	-	96	4	-	4
22.	Diploma in Metallur- gical Engg.	15	12	24	-	24	-	-	-
23.	Diploma in Machine Tool Technology	20	20	22	-	22	4	-	4
24.	Diploma in Oil and Gas	15	16	45	-	45	-	-	-
25.	Diploma in Plastic Goods	15	15	45	-	45	-	-	-
26.	Diploma in Printing Technology	30	30	74	-	74	19	-	19
27.	Diploma in Radio Technology	30	38	-	49	49	-	1	1
28.	Diploma in Textile Chemistry	50	48	255	-	255	102	-	102
29.	Diploma in Textile Manufacture	55	48	168	-	168	20	-	20
30.	Diploma in Textile Technology	30	24	95	-	95	20	-	20
31.	Diploma in Tool Engg.	35	33	49	-	49	8	-	8

Contd. from previous page

1	2	3	4	5	6	7	8	9	10
32.	Diploma in Commercial Art	30	8	-	31	31	-	-	-
33.	Diploma in Commercial Practice	105	99	60	200	260	2	28	30
<u>Certificate Level Course</u>									
34.	Automobile Engg.	55	54	142	-	142	28	-	28
35.	Cine Projection	30	21	18	-	18	26	-	26
36.	Cotton Spinning	45	27	66	-	66	26	-	26
37.	Cutting and Tailoring	20	22	-	14	14	-	-	-
38.	Electrician	135	54	46	-	46	22	-	22
39.	Electrical Engg.	30	30	70	-	70	11	-	11
40.	Embroidery and Fancy Work	20	22	-	16	16	-	-	-
41.	Fitter	20	4	24	-	24	-	-	-
42.	Mechanic (Radio-cum- Transistor)	15	34	12	-	12	11	-	11
43.	Mechanical Engineer- ing	30	28	68	-	68	12	-	12
44.	Radio Servicing	95	67	50	10	60	32	6	38
45.	Reception-cum- PBX Operator	30	68	20	17	37	1	8	9
46.	Turner	20	8	28	-	28	-	-	-
47.	Typewriting (English)	30	120	17	12	29	39	28	67

48.	Typewriting (Gujarati)	30	51	5	6	11	14	15	29
49.	Weaving	45	42	79	-	79	36	-	36
50.	Wireman Apprentice - ship	115	123	109	-	109	118	-	118
51.	Wireless Telegraphy	30	24	16	-	16	17	-	17
	Total	4215	3792	7361	495	7856	1334	89	1423

INDUSTRIAL TRAINING INSTITUTE

Engineering Trades

1.	Building Construc- tor	16	14	14	-	14	14	-	14
2.	Draughtsman (Civil)	176	152	155	1	156	53	-	53
3.	Draughtsman (Mech.)	160	140	145	-	145	41	-	41
4.	Electrician	732	591	728	-	728	331	-	331
5.	Electroplator	16	7	2	-	2	-	-	-
6.	Fitter	908	651	776	-	776	343	-	343
7.	Machinist	88	46	43	-	43	22	-	22
8.	Machinist (Composite)	312	212	278	-	278	125	-	125
9.	Machinist (Grinder)	60	51	52	-	52	26	-	26
10.	Machinist (Shaper, Slotter or/and Planner)	24	5	-	-	-	2	-	2
11.	Mechanic (Electrical)	128	90	81	-	81	10	-	10
12.	Mechanic (General)	192	176	110	-	110	4	-	4

25

Contd. on next page

Contd. from previous page

1	2	3	4	5	6	7	8	9	10
13.	Mechanic (Letter Press)	32	33	13	-	13	14	-	14
14.	Mechanic (Maintenance)	32	8	8	-	8	-	-	-
15.	Mechanic (Rural Workshop)	112	56	64	-	64	6	-	6
16.	Mechanic (Radio and T.V.)	64	38	31	-	31	6	-	6
17.	Pattern Maker	48	24	26	-	26	18	-	18
18.	Surveyor	112	83	104	-	104	23	-	23
19.	Tool and Die Maker	32	-	32	-	32	-	-	-
20.	Turner	816	602	742	-	742	301	-	301
21.	Watch and Clock Repairer	32	28	22	-	22	9	-	9
22.	Wireman	576	406	493	-	493	210	-	210
23.	Carpenter	16	7	5	-	5	8	-	8
24.	Mechanic (Diesel)	192	197	170	-	170	138	-	138
25.	Mechanic (Instrument)	256	165	232	-	232	103	-	103
26.	Mechanic (Motor)	288	328	289	-	289	246	-	246
27.	Mechanic (Refrigeration and Airconditioning)	64	69	76	-	76	60	-	60
28.	Mechanic (Tractor)	32	35	32	-	32	33	-	33

29.	Moulder	96	86	65	-	65	53	-	53
30.	Painter	16	14	11	-	11	13	-	13
31.	Plumber	48	24	13	-	13	5	-	5
32.	Sheet Metal Worker	16	11	18	-	18	10	-	10
33.	Welder	384	357	314	-	314	236	-	236
	Sub-Total (I)	6076	4706	5144	1	5145	2463	-	2463

Non-Engineering Trades

1.	Book-Binding	16	-	-	-	-	13	-	13
2.	Hand Composition and Proof Reading	32	17	16	-	16	8	-	8
3.	Manufacture of Foot-wear	16	11	13	-	13	9	-	9
4.	Manufacture of Suit- case and other Leather Goods	16	-	-	-	-	-	-	-
5.	Preservation of Fruits and Vegetables	16	-	-	-	-	-	-	-
6.	Stenography (English)	32	34	27	-	27	14	2	16
	Sub-Total (II)	128	62	56	-	56	44	2	46
	Total (I+ II)	6204	4768	5200	1	5201	2507	2	2509

27

JUNIOR TECHNICAL SCHOOL

1.	Certificate in Junior Technical School	3059	2308	8501	520	9021	823	38	861
----	---	------	------	------	-----	------	-----	----	-----

Contd. on next page

Contd. from previous page

1	2	3	4	5	6	7	8	9	10
2.	Draughtsman (Civil)	20	12	31	-	31	4	-	4
3.	Electrician	164	114	86	-	86	38	-	38
4.	Fitter	10	6	11	-	11	5	-	5
5.	Mechanic (Farm Course)	15	30	16	-	16	16	-	16
6.	Turner	10	6	9	-	9	5	-	5
7.	Wireman	446	617	391	-	391	443	-	443
	Total	3724	3093	9045	520	9565	1334	38	1372

CRAFTS AND HANDICRAFTS SCHOOL

1.	Ambar Charkha	15	15	12	7	19	12	7	19
2.	Book Binding	97	78	40	24	64	43	17	60
3.	Cosmetic Manufacture	10	14	22	2	24	22	2	24
4.	Cutting and Tailoring	611	839	113	895	1008	58	364	422
5.	Dyeing and Printing	13	13	3	10	13	3	9	12
6.	Electroplator	16	29	29	-	29	15	-	15
7.	Embroidery and Fancy Work	52	65	-	67	67	-	28	28
8.	Gardening and Soil Work	120	568	-	568	568	-	215	215
9.	Glass Manufacturing	8	17	17	-	17	10	-	10

10.	Leather Works	12	23	23	-	23	13	-	13
11.	Manufacturing of Chemical Products	-	710	500	210	710	500	210	710
12.	Mechanic (Radio and T. V.)	32	53	53	-	53	32	-	32
13.	Pottery	-	215	-	215	215	-	215	215
14.	Printing	63	48	48	-	48	36	-	36
15.	Specialised Training in Handloom Weaving	6	15	-	-	-	-	-	-
16.	Upholstery	16	-	-	-	-	-	-	-
17.	Watch and Clock Repairer	32	53	53	-	53	32	-	32
18.	Welder	16	29	29	-	29	15	-	15
	Total	1119	2784	942	1998	2940	791	1067	1858

29

INDUSTRIAL AND TECHNICAL SCHOOL

1.	Automobile Engg.	32	35	35	-	35	26	-	26
2.	Bench Fitting	32	35	35	-	35	23	-	23
3.	Carpenter	181	152	153	-	153	107	-	107
4.	Draughtsman(Civil)	33	29	47	-	47	12	-	12
5.	Draughtsman (Mechanical)	55	39	79	-	79	28	-	28
6.	Electrician	342	186	176	-	176	106	-	106

 Contd. on next page

Contd. from previous page

1	2	3	4	5	6	7	8	9	10
7.	Foreman	33	41	41	-	41	-	-	-
8.	Masonry	35	30	30	-	30	13	-	13
9.	Mechanical Engg.	45	41	109	-	109	29	-	29
10.	Mechanic (Motor)	177	169	175	-	175	131	-	131
11.	Mechanic (Weaving)	32	35	35	-	35	19	-	19
12.	Metal Fitting	32	15	15	-	15	8	-	8
13.	Moulder	32	17	17	-	17	11	-	11
14.	Painter	32	35	35	-	35	17	-	17
15.	Plumber	15	23	11	-	11	23	-	23
16.	Radio Servicing	120	78	116	-	116	23	-	23
17.	Turner and Fitter	252	214	237	-	237	98	-	98
18.	Welding-cum-Smithy	147	110	112	-	112	70	-	70
19.	Wireman	1251	1117	1169	17	1186	986	1	987
20.	Cutting and Tailoring	5189	4142	679	4511	5190	362	3053	3415
21.	Embroidery and Fancy Work	1362	1439	-	1256	1256	4	721	725
22.	Handicraft Course	45	45	43	202	245	43	1	44
23.	Handloom and Powerloom Weaving	11	12	7	-	7	2	-	2
24.	Leather and Plastic Goods	32	35	35	-	35	23	-	23

25.	Repair of Electrical Appliances	98	88	86	-	86	31	-	31
26.	Soaps, Cosmetics and Other Products	32	35	33	2	35	23	-	23
27.	Crafts Teachers' Training	88	55	-	62	62	-	27	27
28.	Technical Training Course in Needle Craft	44	34	-	34	34	-	29	29
	Total	9779	8286	3510	6084	9594	2218	3832	6050

AGRICULTURAL SCHOOL

1.	Diploma in Agriculture	195	117	275	-	275	92	-	92
2.	Agriculture Extension Course	30	14	241	176	417	205	156	361
3.	Certificate in Agriculture	147	143	270	-	270	73	-	73
4.	Krishi Vidya	50	50	92	-	92	46	-	46
	Total	422	324	878	176	1054	416	156	572

FORESTRY SCHOOL

1.	Forest Guards' Training	60	40	36	-	36	34	-	34
2.	Foresters' Training	60	50	55	-	55	46	-	46
	Total	120	90	91	-	91	80	-	80

Contd. on next page

Contd. from previous page

1	2	3	4	5	6	7	8	9	10
---	---	---	---	---	---	---	---	---	----

VETERINARY AND ANIMAL HUSBANDRY SCHOOL

1.	Certificate Course of Livestock Inspec- tor	40	33	33	-	33	33	-	33
	Total	40	33	33	-	33	33	-	33

NURSING, A. N. M. AND HEALTH VISITORS' SCHOOL

1.	Auxiliary Nurse and Midwifery	682	383	-	704	704	-	375	375	
2.	General Nurse Training	815	517	-	825	825	-	238	238	32
3.	Hospital Ward Assistant Training	15	41	4	-	4	3	-	3	
4.	Integrated Midwifery and Health Visitors' Training	75	62	-	62	62	-	-	-	
5.	Lady Health Visitors' Training	100	101	-	121	121	-	81	81	
6.	Midwifery	276	442	-	153	153	-	235	235	
	Total	1963	1606	4	1865	1869	3	929	932	

PHARMACY SCHOOL

1.	Diploma in Phar- macy	260	438	465	21	486	251	11	262
	Total	260	438	465	21	486	251	11	262

OTHER PARA-MEDICAL SCHOOL

1.	Hospital Ward Assistant Training	15	8	8	-	8	6	-	6
	Total	15	8	8	-	8	6	-	6

SCHOOL FOR TRAINING IN CO-OPERATION

1.	Basic Training in Co-operation for College Students	40	-	-	-	-	-	-	-
2.	Dairy Husbandry Secretary Training in Co-operation	80	68	70	-	70	49	-	49
3.	Higher Diploma in Co-operation	60	54	67	-	67	63	-	63
4.	Industrial Secretary and Manager Training in Co-operation	40	-	66	-	66	66	-	66
5.	Junior Basic Training in Co-operation	400	480	414	4	418	552	5	557
6.	Land Development and Banking Course	30	57	22	-	22	21	-	21
7.	Secretary/Manager Training in Co- operation	80	71	92	5	97	82	5	87
	Total	730	730	731	9	740	833	10	843

Contd. from previous page

1	2	3	4	5	6	7	8	9	10
COMMERCIAL TRAINING SCHOOLS									
1.	Commercial Practice -	-	-	-	-	-	31	-	31
2.	Government Certificate (Technical-cum-Commercial)	58	63	30	20	50	27	16	43
3.	Short Hand/Type-writing	-	-	-	-	-	1	-	1
	Total	58	63	30	20	50	59	16	75

SCHOOL FOR VILLAGE LEVEL OFFICIALS

1.	Integrated Course for VLWs	40	40	80	-	80	-	-	-
2.	Job Course for Taluk Development Officers	30	18	-	-	-	-	-	-
3.	Job Course for Taluk Panchayat Officers	30	25	-	-	-	-	-	-
4.	Panchayat Sanchalit Sabha Training	16	16	9	7	16	-	-	-
5.	Pre-Service Training for VLWs	40	13	13	-	13	13	-	13
6.	Rural Artisan Training Course	20	19	19	-	19	19	-	19

ning of VLWs	160	155	155	-	155	116	-	116
Total	336	286	276	7	283	148	-	148

FISHERY SCHOOL

1. Fisherman Training	15	15	15	-	15	15	-	15
2. Fisheries Training	30	32	553	-	553	20	-	20
3. Fisheries Processing Course	10	10	9	-	10	9	-	9
4. Training Inland Fisheries Operatives	30	-	30	-	30	-	-	-
Total	85	57	607	-	607	44	-	44

SCHOOL FOR MUSIC, DANCE, DRAMA, ETC.

1. Music and Dance	267	190	103	106	209	43	8	51
Total	267	190	103	106	209	43	8	51

SCHOOL FOR DRAWING AND PAINTING

1. Diploma in Drawing	-	3	3	-	3	-	-	-
2. Advance Art Course	-	2	3	-	3	1	-	1
3. Advance Painting Course	-	1	1	-	1	1	-	1
4. Drawing Teachers' Training	45	90	77	19	96	75	19	94

Contd. on next page

Contd. from previous page

	1	2	3	4	5	6	7	8	9	10
5. Elementary Grade Art Training			-	15	8	7	15	5	7	12
6. Foundation Course in Art			45	45	45	-	45	-	-	-
7. Intermediate Grade Art Course			-	47	31	16	47	22	14	36
8. Intermediate Painting Course			-	2	1	1	2	1	1	2
9. Painting			-	19	12	7	19	4	4	8
10. Senior School Leaving Certificate (Arts)			-	9	8	1	9	6	1	7
Total			90	233	189	51	240	115	46	161

SPECIAL SCHOOL

1. Armature and Motor Winding			11	11	10	-	10	10	-	10
2. Canning			10	10	12	-	12	12	-	12
3. Book Binding			10	10	11	-	11	11	-	11
4. Carpenter			33	15	35	-	35	15	-	15
5. Cutting and Tailoring			22	2	24	-	24	2	-	2
6. Handloom Weaving			33	22	43	-	43	10	-	10
7. Mechanic (General)			11	11	11	-	11	11	-	11

8.	Turner and Fitter	20	14	31	-	31	10	-	10
9.	Wireman Apprenticeship	18	14	14	-	14	5	-	5
	Total	168	109	191	-	191	86	-	86

OTHER SCHOOLS

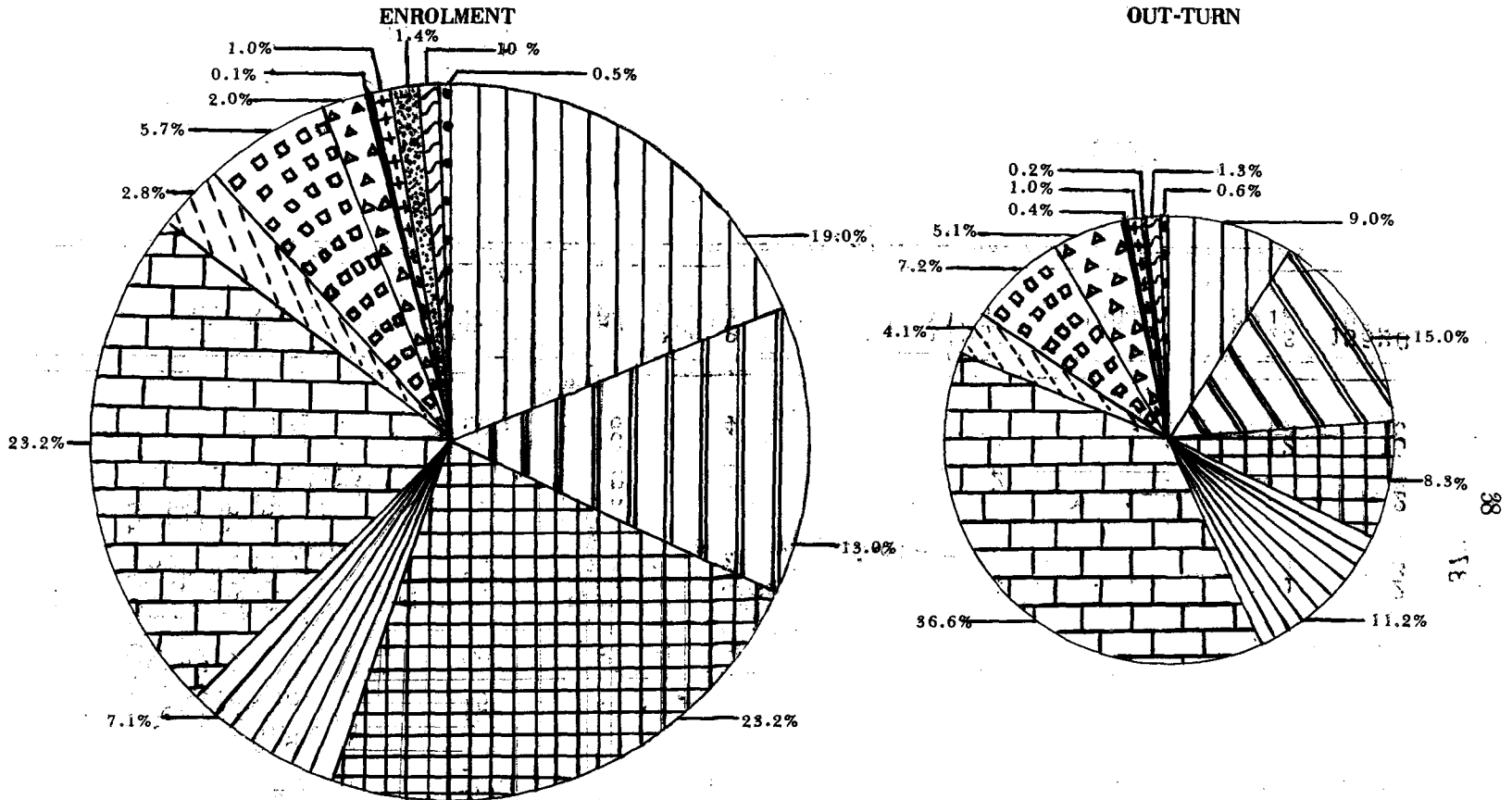
1.	Bakery and Confectionary	15	-	-	-	-	-	-	-
2.	Canning and Food Preservation	15	-	-	-	-	-	-	-
3.	Cookery	30	-	-	11	11	-	11	11
4.	Hotel Reception and Book Keeping	15	4	2	2	4	1	1	2
5.	Restaurant and Counter Service	15	2	2	-	2	2	-	2
	Total	90	6	4	13	17	3	12	15

37

GRAND TOTAL 29685 26896 29668 11366 41034 10304 6216 16520

CHART 2

ENROLMENT AND OUT-TURN IN VARIOUS TYPES OF TECHNICAL AND VOCATIONAL EDUCATION AND TRAINING INSTITUTIONS



Polytechnics		Agricultural, Forestry, and Veterinary and Animal Husbandry Schools		Fishery Schools	
Industrial Training Institutes		Nursing, A.N.M. and Health Visitors', Pharmacy, and Other Para-Medical Schools		Schools for Music, Dance, Drama, etc., and Schools for Drawing and Painting	
Junior Technical Schools		Schools for Training in Co-operation		Special and Other Schools	
Crafts and Handicrafts Schools		Commercial Training Schools			
Industrial and Technical Schools		Schools for Village Level Officials			

TABLE 7

Percentage of Scheduled Caste and Scheduled Tribe Students to All Students in Technical and Vocational Education and Training Institutions

Sl. No.	Type of Institution	Total Enrolment			Scheduled Caste and Scheduled Tribe Students			Percentage of Scheduled Caste and Scheduled Tribe Students to Total Enrolment		
		Boys	Girls	Total	Boys	Girls	Total	Boys	Girls	Total
1	2	3	4	5	6	7	8	9	10	11
1.	Polytechnic	7361	495	7856	186	8	194	3	2	2
2.	Industrial Training Institute	5200	1	5201	523	-	523	10	-	10
3.	Junior Technical School	9045	520	9565	548	16	564	6	3	6
4.	Crafts and Handicrafts School	942	1998	2940	117	239	356	12	12	12
5.	Industrial and Technical School	3510	6084	9594	1342	1377	2719	38	23	28
6.	Agricultural School	878	176	1054	280	15	295	32	9	28
7.	Forestry School	91	-	91	2	-	2	2	-	2
8.	Veterinary and Animal Husbandry School	33	-	33	-	-	-	-	-	-
9.	Nursing, A.N.M. and Health Visitors' School	4	1865	1869	1	225	226	25	12	12
10.	Pharmacy School	465	21	486	1	-	1	0.2	-	0.2
11.	Other Para-Medical School	8	-	8	-	-	-	-	-	-
12.	School for Training in Co-operation	731	9	740	22	-	22	3	-	3
13.	Commercial Training School	30	20	50	-	-	-	-	-	-
14.	School for Village Level Officials	276	7	283	-	-	-	-	-	-
15.	Fishery School	607	-	607	36	-	36	6	-	6
16.	School for Music, Dance, Drama, etc.	103	106	209	32	12	44	31	11	21
17.	School for Drawing and Painting	189	51	240	13	1	14	7	2	6
18.	Special School	191	-	191	62	-	62	32	-	32
19.	Other Schools	4	13	17	-	-	-	-	-	-
Total		29668	11366	41034	3165	1893	5058	11	17	12

TABLE 8

Sanctioned and Actual Intake Capacity, Enrolment and Out-turn of Technical and Vocational Education and Training Institutions Located in Rural Areas

Sl. No.	Type of Institution	Number of Reporting Institutions	Intake Capacity		Enrolment			Out-turn					
			Sanctioned	Actual	Boys	Girls	Total	Boys		Girls		Total	
								Appear-ed	Pass-ed	Appear-ed	Pass-ed	Appear-ed	Pass-ed
1	2	3	4	5	6	7	8	9	10	11	12	13	14
1.	Polytechnic	2	360	240	748	-	748	203	164	-	-	203	164
2.	Industrial Training Institute	1	436	368	444	-	444	242	206	-	-	242	206
3.	Junior Technical School	7	457	378	1052	384	1436	203	134	21	21	224	155
4.	Crafts and Handicrafts School	6	218	687	36	700	736	41	39	546	545	587	584
5.	Industrial and Technical School	42	1744	1532	415	1216	1631	352	257	971	879	1323	1136
6.	Agricultural School	8	167	129	530	176	706	344	333	156	156	500	489
7.	Forestry School	2	120	90	91	-	91	84	80	-	-	84	80
8.	Nursing, A.N.M. and Health Visitors' School	1	30	14	-	30	30	-	-	14	14	14	14
9.	Pharmacy School	1	200	378	357	21	378	330	185	23	11	353	196
10.	School for Village Level Officials	1	16	16	9	7	16	-	-	-	-	-	-
11.	Fishery School	2	60	32	583	-	583	20	20	-	-	20	20
12.	School for Drawing and Painting	2	90	135	120	19	139	75	74	20	29	95	93
Total		75	3898	3999	4385	2553	6938	1894	1492	1751	1645	3645	3137

TABLE 9

Coursewise Intake, Enrolment and Out-turn of Technical and Vocational Education and Training Institutions for Girls only

Sl. No.	Course	Intake		Enrolment	Out-turn	
		Sanc-tioned	Actual		Appeared	Passed
1	2	3	4	5	6	7
POLYTECHNIC						
1.	Diploma in Architectural Assistantship	60	44	83	4	2
2.	Costume Design and Dress Making	30	32	53	-	-
3.	Cutting and Tailoring	20	22	14	-	-
4.	Electronics and Radio Engg.	30	2	2	-	-
5.	Radio Technology	30	28	49	1	1
6.	Commercial Art	30	8	31	-	-
7.	Commercial Practice	75	81	197	29	28
8.	Embroidery and Fancy Work	20	22	16	-	-
9.	Mechanic (Radio-cum-Transistor)	15	34	12	13	11
10.	Radio Servicing	35	14	10	9	6
11.	Reception-cum-PBX Operator Course	30	68	37	19	9
	Total	375	355	504	75	57

1	2	3	4	5	6	7
---	---	---	---	---	---	---

CRAFTS AND HANDICRAFTS SCHOOL

1.	Book Binding	22	22	22	13	13
2.	Cutting and Tailoring	326	505	673	353	325
3.	Embroidery and Fancy Work	202	214	233	33	28
4.	Gardening, Soil Work and Paper Work	120	568	568	215	215
5.	Pottery Work	-	215	215	215	215
	Total	670	1524	1711	829	796

42

INDUSTRIAL AND TECHNICAL SCHOOL

1.	Cutting and Tailoring	4199	7838	4152	3046	2812
2.	Embroidery and Fancy Work	1258	1272	1116	690	630
3.	Teachers' Training Course in Needle Work	176	148	155	129	96
	Total	5633	9258	5423	3865	3538

NURSING, A. N. M. AND HEALTH VISITORS' SCHOOL

1.	Auxiliary Nursing and Midwifery	667	376	690	428	375
2.	General Nurse Training	815	577	825	355	238
3.	Health Visitors' Training	100	101	121	81	81

4.	Hospital Ward Assistant Training	15	41	4	4	3
5.	Integrated Midwifery and Health Visitors' Training	75	62	62	-	-
6.	Midwifery	276	442	153	282	235
	Total	1948	1599	1855	1150	932

OTHER PARA-MEDICAL SCHOOL

1.	Hospital Ward Assistant Training	15	8	8	8	6
	Total	15	8	8	8	6

GRAND TOTAL	8641	12744	9501	5927	5329
-------------	------	-------	------	------	------

TABLE 10

Examination Results for Various Types of Courses Imparted by
Technical and Vocational Education and Training Institutions
During the Year 1972-73

Sl. No.	Course	Number Appeared			Number Passed			Pass Percentage		
		Boys	Girls	Total	Boys	Girls	Total	Boys	Girls	Total
1	2	3	4	5	6	7	8	9	10	11
POLYTECHNIC										
1.	Post Diploma in Instrumentation and Control Engg.	19	-	19	17	-	17	89	-	89
2.	Post Diploma in Material Handling Technology	4	-	4	4	-	4	100	-	100
3.	Post Diploma in Refrigeration and Air-Conditioning	8	-	8	8	-	8	100	-	100
4.	Post Diploma in Television Engg.	21	1	22	15	1	16	71	100	73
5.	Post Diploma in Tele-Communication Engg.	4	-	4	4	-	4	100	-	100
6.	Diploma in Civil Engg.150	-	-	150	111	-	111	74	-	74
7.	Diploma in Elect. Engg.268	-	-	268	176	-	176	66	-	66

8.	Diploma in Mech. Engg.	445	-	445	299	-	299	67	-	67
9.	Diploma in Architectural Assistantship	-	4	4	-	2	2	-	50	50
10.	Diploma in Automobile Engg.	82	-	82	73	-	73	89	-	89
11.	Diploma in Ceramic Engg.	4	-	4	-	-	-	-	-	-
12.	Diploma in Chemical Engg.	58	1	59	51	-	51	88	-	86
13.	Diploma in Construction and Structural Engg.	11	-	11	4	-	4	36	-	36
14.	Diploma in Man-made Fibres and Fabrics	4	-	4	4	-	4	100	-	100
15.	Diploma in Machine Tool Technology	4	-	4	4	-	4	100	-	100
16.	Diploma in Printing Technology	19	-	19	19	-	19	100	-	100
17.	Diploma in Radio Technology	-	1	1	-	1	1	-	100	100
18.	Diploma in Textile Chemistry	133	-	133	102	-	102	77	-	77
19.	Diploma in Textile Manufacture	21	-	21	20	-	20	95	-	95
20.	Diploma in Textile Technology	29	-	29	20	-	20	69	-	69

Contd. from previous page

1	2	3	4	5	6	7	8	9	10	11
21.	Diploma in Tool Engg.	8	-	8	8	-	8	100	-	100
22.	Diploma in Commercial Practice	2	29	31	2	28	30	100	97	97
23.	Automobile Engg.	44	-	44	28	-	28	64	-	64
24.	Cine Projection	26	-	26	26	-	26	100	-	100
25.	Cotton Spinning	27	-	27	26	-	26	96	-	96
26.	Electrician	48	-	48	22	-	22	46	-	46
27.	Electrical Engg.	19	-	19	11	-	11	58	-	58
28.	Mechanic (Radio-cum-Transistor)	13	-	13	11	-	11	85	-	85
29.	Mechanical Engg.	20	-	20	12	-	12	60	-	60
30.	Radio Servicing	46	9	55	32	6	38	70	67	69
31.	Reception-cum-PBX Operator	5	14	19	1	8	9	20	57	47
32.	Typewriting (English)	52	38	90	39	28	67	75	74	74
33.	Typewriting (Gujarati)	15	17	32	14	15	29	93	88	91
34.	Weaving	36	-	36	36	-	36	100	-	100
35.	Wireman Apprenticeship	148	-	148	118	-	118	80	-	80
36.	Wireless Telegraphy	29	-	29	17	-	17	59	-	57
	Total	1822	114	1936	1334	89	1423	73	78	73

INDUSTRIAL TRAINING INSTITUTE

Engineering Trades

1.	Building Constructor	14	-	14	14	-	14	100	-	81
2.	Draughtsman (Civil)	64	-	64	53	-	53	83	-	83
3.	Draughtsman (Mechanical)	50	-	50	41	-	41	82	-	82
4.	Electrician	417	-	417	331	-	331	81	-	81
5.	Fitter	421	-	421	343	-	343	81	-	81
6.	Machinist	24	-	24	22	-	22	92	-	92
7.	Machinist (Composite)	146	-	146	125	-	125	86	-	86
8.	Machinist (Grinder)	27	-	27	26	-	26	96	-	96
9.	Machinist (Shaper, Slotter or/and Planner)	4	-	4	2	-	2	50	-	50
10.	Mechanic (Electrical)	11	-	11	10	-	10	91	-	91
11.	Mechanic (General)	10	-	10	4	-	4	40	-	40
12.	Mechanic (Letter Press)	14	-	14	14	-	14	100	-	100
13.	Mechanic (Rural Workshop)	6	-	6	6	-	6	100	-	100
14.	Mechanic (Radio and T.V.)	12	-	12	6	-	6	50	-	50
15.	Pattern Maker	22	-	22	18	-	18	82	-	82
16.	Surveyor	23	-	23	23	-	23	100	-	100

Contd. from previous page

1	2	3	4	5	6	7	8	9	10	11
17.	Turner	379	-	379	301	-	301	79	-	79
18.	Watch and Clock Repairer	11	-	11	9	-	9	82	-	82
19.	Wireman	283	-	283	210	-	210	74	-	74
20.	Carpenter	8	-	8	8	-	8	100	-	100
21.	Mechanic (Diesel)	157	-	157	138	-	138	88	-	88
22.	Mechanic (Instrument)	122	-	122	103	-	103	84	-	84
23.	Mechanic (Motor)	301	-	301	246	-	246	82	-	82
24.	Mechanic (Refrigeration and Air-conditioning)	67	-	67	60	-	60	90	-	90
25.	Mechanic (Tractor)	35	-	35	33	-	33	94	-	94
26.	Moulder	56	-	56	53	-	53	95	-	95
27.	Painter	13	-	13	13	-	13	100	-	100
28.	Plumber	7	-	7	5	-	5	71	-	71
29.	Sheet Metal Worker	10	-	10	10	-	10	100	-	100
30.	Welder	282	-	282	236	-	236	84	-	84
	Sub-Total (I)	3006	-	3006	2463	-	2463	82	-	82
<u>Non-Engineering Trades</u>										
1.	Book Binding	13	-	13	13	-	13	100	-	100

2.	Hand Composition and Proof Reading	9	-	9	8	-	8	89	-	89
3.	Manufacture of Foot- wear	9	-	9	9	-	9	100	-	100
4.	Stenography (English)	25	2	27	14	2	16	56	100	59
	Sub-Total (II)	46	2	48	44	2	46	96	100	96
	Total (I+ II)	3052	2	3054	2507	2	2509	82	100	82

JUNIOR TECHNICAL SCHOOL

1.	Certificate in Junior Technical School	1154	45	1199	823	38	861	71	84	72
2.	Draughtsman (Civil)	5	-	5	4	-	4	80	-	80
3.	Electrician	72	-	72	38	-	38	53	-	53
4.	Fitter	7	-	7	5	-	5	71	-	71
5.	Mechanic (Farm Course)	16	-	16	16	-	16	100	-	100
6.	Turner	5	-	5	5	-	5	100	-	100
7.	Wireman	517	-	517	443	-	443	86	-	86
	Total	1776	45	1821	1334	38	1372	75	84	75

49

CRAFTS AND HANDICRAFTS SCHOOL

1.	Ambar Charkha	12	7	19	12	7	19	100	100	100
2.	Book Binding	45	18	63	43	17	60	96	94	95

Contd. on next page

Contd. from previous page

1	2	3	4	5	6	7	8	9	10	11
3.	Cosmetic Manufac- ture	22	2	24	22	2	24	100	100	100
4.	Cutting and Tailoring	81	387	468	58	364	422	72	90	94
5.	Dyeing and Printing	3	9	12	3	9	12	100	100	100
6.	Electroplator	18	-	18	15	-	15	83	-	83
7.	Embroidery and Fancy Work	-	33	33	-	28	28	-	67	67
8.	Gardening and Soil Work	-	215	215	-	215	215	-	100	100
9.	Glass Manufacturing	13	-	13	10	-	10	77	-	77
10.	Leather Work	16	-	16	13	-	13	81	-	81
11.	Manufacturing of Chemical Products	500	210	710	500	210	710	100	100	100
12.	Mechanic (Radio and Television)	37	-	37	32	-	32	86	-	86
13.	Pottery	-	215	215	-	215	215	-	100	100
14.	Printing	39	-	39	36	-	36	91	-	91
15.	Watch and Clock Repairer	37	-	37	32	-	32	86	-	86
16.	Welder	18	-	18	15	-	15	83	-	83
	Total	841	1096	1037	791	1067	1858	94	100	96

INDUSTRIAL AND TECHNICAL SCHOOL

1.	Automobile Engg.	27	-	27	26	-	26	96	-	96
2.	Bench Fitting	23	-	23	23	-	23	100	-	100
3.	Carpenter	116	-	116	107	-	107	92	-	92
4.	Draughtsman (Civil)	12	-	12	12	-	12	100	-	100
5.	Draughtsman (Mechanical)	28	-	28	28	-	28	100	-	100
6.	Electrician	171	-	171	106	-	106	62	-	62
7.	Masonry	14	-	14	13	-	13	93	-	93
8.	Mechanical Engg.	35	-	35	29	-	29	83	-	83
9.	Mechanic (Motor)	136	-	136	131	-	131	96	-	96
10.	Mechanic (Weaving)	21	-	21	19	-	19	90	-	90
11.	Metal Fitting	8	-	8	8	-	8	100	-	100
12.	Moulder	11	-	11	11	-	11	100	-	100
13.	Painter	18	-	18	17	-	17	94	-	94
14.	Plumber	23	-	23	23	-	23	100	-	100
15.	Radio Servicing	29	-	29	23	-	23	79	-	79
16.	Turner and Fitter	133	-	133	98	-	98	74	-	74
17.	Welding-cum-Smithy	76	-	76	70	-	70	92	-	92
18.	Wireman	1313	1	1314	986	1	987	75	100	75
19.	Cutting and Tailoring	434	3333	3767	362	3053	3415	83	92	91

Contd. from previous page

1	2	3	4	5	6	7	8	9	10	11
20.	Embroidery and Fancy Work	5	795	800	4	721	725	80	91	91
21.	Handicraft Course	43	2	45	43	1	44	100	50	98
22.	Handloom and Powerloom Weaving	2	-	2	2	-	2	100	-	100
23.	Leather and Plastic Goods	24	-	24	23	-	23	96	-	96
24.	Repair of Electrical Appliances	57	-	57	31	-	31	54	-	54
25.	Soap, Cosmetic and Other Products	26	2	28	23	-	23	88	-	82
26.	Craft Teachers' Training	-	39	39	-	27	27	-	69	69
27.	Technical Training Course in Needle Craft	-	31	31	-	29	29	-	94	94
	Total	2785	4203	6988	2218	3832	6050	80	91	87

AGRICULTURAL SCHOOL

1.	Diploma in Agriculture	96	-	96	92	-	92	96	-	96
2.	Agricultural Extension Course	205	156	361	205	156	361	100	100	100

3.	Certificate in Agriculture	83	-	83	73	-	73	88	-	88
4.	Krishi Vidya	47	-	47	46	-	46	98	-	98
	Total	431	156	587	416	156	572	97	100	97

FORESTRY SCHOOL

1.	Forest Guards' Training	36	-	36	34	-	34	94	-	94
2.	Foresters' Training	48	-	48	46	-	46	96	-	96
	Total	84	-	84	80	-	80	95	-	95

VETERINARY AND ANIMAL HUSBANDRY SCHOOL

1.	Certificate Course of Livestock Inspect- tors	33	-	33	33	-	33	100	-	100
	Total	33	-	33	33	-	33	100	-	100

NURSING, A. N. M. AND HEALTH VISITORS' SCHOOL

1.	Auxiliary Nurse and Midwifery	-	428	428	-	375	375	-	88	88
2.	General Nurse Training	-	355	355	-	238	238	-	67	67
3.	Hospital Ward Assis- tant Training	4	-	4	3	-	3	75	-	75

Contd. on next page

Contd. from previous page

1	2	3	4	5	6	7	8	9	10	11
4.	Lady Health Visitors' Training	-	81	81	-	81	81	-	100	100
5.	Midwifery	-	282	282	-	235	235	-	83	83
	Total	4	1146	1150	3	929	932	75	81	81

PHARMACY SCHOOL

1.	Diploma in Pharmacy	408	23	431	251	11	262	62	48	61
	Total	408	23	431	251	11	262	62	48	61

OTHER PARA-MEDICAL SCHOOL

1.	Hospital Ward Assistant Training	8	-	8	6	-	6	75	-	75
	Total	8	-	8	6	-	6	75	-	75

SCHOOL FOR TRAINING IN CO-OPERATION

1.	Dairy Husbandry Secretary Training in Co-operation	70	-	70	49	-	49	70	-	70
2.	Higher Diploma in Co-operation	71	-	71	63	-	63	89	-	89
3.	Industrial Secretary and Manager Training in Co-operation	66	-	66	66	-	66	100	-	100

4.	Junior Basic Training in Co-operation	636	5	641	552	5	557	87	100	87
5.	Land Development and Banking Course	22	-	22	21	-	21	95	-	95
6.	Secretary/Manager Training in Co- operation	82	5	87	82	5	87	100	100	100
	Total	947	10	957	833	10	843	88	100	88

COMMERCIAL TRAINING SCHOOL

1.	Commercial Practice	38	-	38	31	-	31	82	-	82
2.	Government Certificate (Technical-cum- Commercial)	28	22	50	27	16	43	96	73	86
3.	Shorthand/Typewriting	3	-	3	1	-	1	33	-	33
	Total	69	22	91	59	16	75	85	73	82

SCHOOL FOR VILLAGE LEVEL OFFICIALS

1.	Pre-Service Training for VLWs	13	-	13	13	-	13	100	-	100
2.	Rural Artisan Training Course	19	-	19	19	-	19	100	-	100
3.	Up-grade Training for VLWs	154	-	154	116	-	116	75	-	75
	Total	186	-	186	148	-	148	80	-	80

Contd. on next page

Contd. from previous page

1	2	3	4	5	6	7	8	9	10	11
---	---	---	---	---	---	---	---	---	----	----

FISHERY SCHOOL

1.	Fisherman Training	15	-	15	15	-	15	100	-	100
2.	Fisheries Training	20	-	20	20	-	20	100	-	100
3.	Fisheries Processing Course	9	-	9	9	-	9	100	-	100
	Total	44	-	44	44	-	44	100	-	100

SCHOOL FOR MUSIC, DANCE, DRAMA, ETC.

1.	Certificate in Music and Dance	58	8	66	43	8	51	74	100	77	56
	Total	58	8	66	43	8	51	74	100	77	

SCHOOL FOR DRAWING AND PAINTING

1.	Advance Art Course	3	-	3	1	-	1	33	-	33
2.	Advance Painting Course	1	-	1	1	-	1	100	-	100
3.	Drawing Teachers' Training	77	20	97	75	19	94	97	95	96
4.	Elementary Grade	8	7	15	5	7	12	62	100	80
5.	Intermediate Grade Art Course	31	16	47	22	14	36	71	87	77

6.	Intermediate Painting Course	1	1	2	1	1	2	100	100	100
7.	Painting	12	7	19	4	4	8	33	57	42
8.	Senior School Leaving Certificate (Arts)	8	1	9	6	1	7	75	100	78
	Total	144	52	196	115	46	161	80	88	82

SPECIAL SCHOOL

1.	Armature and Motor Winding	10	-	10	10	-	10	100	-	100
2.	Book Binding	11	-	11	11	-	11	100	-	100
3.	Canning	12	-	12	12	-	12	100	-	100
4.	Carpenter	15	-	15	15	-	15	100	-	100
5.	Cutting and Tailoring	2	-	2	2	-	2	100	-	100
6.	Handloom Weaving	10	-	10	10	-	10	100	-	100
7.	Mechanic (General)	11	-	11	11	-	11	100	-	100
8.	Turner and Fitter	12	-	12	10	-	10	83	-	83
9.	Wireman Apprenticeship	5	-	5	5	-	5	100	-	100
	Total	88	-	88	86	-	86	98	-	98

57

OTHER SCHOOLS

1.	Cookery	-	11	11	-	11	11	-	100	100
----	---------	---	----	----	---	----	----	---	-----	-----

Contd. on next page

Contd. from previous page

1	2	3	4	5	6	7	8	9	10	11
2.	Hotel Reception and Book Keeping	2	2	4	1	1	2	50	50	50
3.	Restaurant and Counter Service	2	-	2	2	-	2	100	-	100
	Total	4	13	17	3	12	15	75	92	88
GRAND TOTAL		12950	6890	19840	10304	6216	16520	80	90	83

TABLE 11

Stage-wise Sanctioned Intake, Enrolment and Out-turn of Technical and Vocational Education and Training Institutions by Type of Course

Sl. No.	Course	Sanctioned Intake				Enrolment				Out-turn			
		Primary	Mid-dle	High/ Hr. Sec.	Post Hr. Sec.	Primary	Mid-dle	High/ Hr. Sec.	Post Hr. Sec.	Primary	Mid-dle	High/ Hr. Sec.	Post Hr. Sec.
1	2	3	4	5	6	7	8	9	10	11	12	13	14
1.	Post Diploma Chemical Process Engg.	-	-	-	50	-	-	-	18	-	-	-	-
2.	Post Diploma Instrumentation and Control Engg.	-	-	-	20	-	-	-	16	-	-	-	17
3.	Post Diploma Material Handling Technology	-	-	-	20	-	-	-	5	-	-	-	4
4.	Post Diploma Production Engg.	-	-	-	40	-	-	-	-	-	-	-	-
5.	Post Diploma Refrigeration and Air-Conditioning	-	-	-	5	-	-	-	8	-	-	-	8
6.	Post Diploma Television Engg.	-	-	-	20	-	-	-	14	-	-	-	16
7.	Post Diploma Tele-Communication Engg.	-	-	-	15	-	-	-	4	-	-	-	4
8.	Diploma in Civil Engg.	-	-	-	800	-	-	-	2011	-	-	-	111
9.	Diploma in Electrical Engg.	-	-	-	700	-	-	-	1211	-	-	-	176
10.	Diploma in Mechanical Engg.	-	-	-	795	-	-	-	1541	-	-	-	299
11.	Diploma in Agro Industry Engg.	-	-	-	30	-	-	-	50	-	-	-	-
12.	Diploma in Architectural Assistantship	-	-	-	60	-	-	-	83	-	-	-	2
13.	Diploma in Automobile Engg.	-	-	-	80	-	-	-	258	-	-	-	73
14.	Diploma in Ceramic Engg.	-	-	-	20	-	-	-	27	-	-	-	-
15.	Diploma in Chemical Engg.	-	-	-	70	-	-	-	164	-	-	-	51

50

Contd. on next page

Contd. from previous page

1	2	3	4	5	6	7	8	9	10	11	12	13	14
16.	Diploma in Commercial Art	-	-	-	30	-	-	-	31	-	-	-	-
17.	Diploma in Construction and Structural Engg.	-	-	-	80	-	-	-	150	-	-	-	4
18.	Diploma in Costume Design and Dress Making	-	-	-	30	-	-	-	53	-	-	-	-
19.	Diploma in Electronics and Radio Engg.	-	-	-	60	-	-	-	91	-	-	-	-
20.	Diploma in Electronics and Sound Engg.	-	-	-	20	-	-	-	49	-	-	-	-
21.	Diploma in Fertiliser Engg.	-	-	-	15	-	-	-	45	-	-	-	-
22.	Diploma in Man-made Fibre and Fabrics	-	-	-	60	-	-	-	96	-	-	-	4
23.	Diploma in Machine Tool Technology	-	-	-	20	-	-	-	22	-	-	-	4
24.	Diploma in Metallurgical Engg.	-	-	-	15	-	-	-	24	-	-	-	-
25.	Diploma in Oil and Gas Engg.	-	-	-	15	-	-	-	45	-	-	-	-
26.	Diploma in Plastic Goods	-	-	-	15	-	-	-	45	-	-	-	-
27.	Diploma in Printing Technology	-	-	-	30	-	-	-	74	-	-	-	19
28.	Diploma in Radio Technology	-	-	-	30	-	-	-	49	-	-	-	1
29.	Diploma in Textile Chemistry	-	-	-	50	-	-	-	255	-	-	-	102
30.	Diploma in Textile Manufacture	-	-	-	55	-	-	-	168	-	-	-	20
31.	Diploma in Textile Technology	-	-	-	30	-	-	-	95	-	-	-	20
32.	Diploma in Tool Engg.	-	-	-	35	-	-	-	49	-	-	-	8
33.	Diploma in Commercial Practice	-	-	-	105	-	-	-	260	-	-	-	30
34.	Ambar Charkha	-	15	-	3	-	19	-	-	-	19	-	-
35.	Automobile Engg	-	64	-	55	-	70	-	142	-	52	-	28
36.	Cotton Spinning	-	-	-	45	-	-	-	66	-	-	-	26
37.	Cotton Weaving	-	-	-	45	-	-	-	79	-	-	-	36

38. Bench Fitting	-	64	-	-	-	70	-	-	-	46	-	-
39. Book Binding	-	30	82	-	-	11	56	-	-	11	64	-
40. Building Constructor	-	-	16	-	-	-	14	-	-	-	14	-
41. Carpenter	57	189	16	-	36	186	5	-	31	109	8	-
42. Certificate in Junior Technical School	-	-	3059	-	-	-	9021	-	-	-	861	-
43. Crafts Teachers' Training	-	-	88	-	-	-	62	-	-	-	27	-
44. Cutting and Tailoring	1924	5306	256	132	310	5679	186	131	221	3372	160	114
45. Draughtsman (Civil)	-	-	32	197	-	-	33	201	-	-	-	69
46. Draughtsman (Mechanical)	-	-	32	183	-	-	29	195	-	-	9	61
47. Dyeing and Printing	13	-	-	-	13	-	-	-	12	-	-	-
48. Repairs of Electrical Appliances	-	38	40	20	-	39	35	12	-	14	17	-
49. Electrical Engineering	-	-	-	30	-	-	-	70	-	-	-	11
50. Electrician	104	369	99	628	59	167	107	621	20	86	63	272
51. Electroplator	-	-	16	16	-	-	29	2	-	-	15	-
52. Embroidery and Fancy Work	40	1108	60	66	107	991	33	39	72	563	17	34
53. Fitter	-	40	770	128	-	37	678	96	-	13	299	36
54. Foreman	-	-	-	33	-	-	-	41	-	-	-	-
55. Gardening and Soil Work	120	-	-	-	568	-	-	-	215	-	-	-
56. Glass Manufacturing	8	-	-	-	17	-	-	-	10	-	-	-
57. Handicraft Course	-	-	-	45	-	200	-	45	-	-	-	44
58. Hand Composition and Proof Reading	-	-	32	-	-	-	16	-	-	-	8	-
59. Handloom and Powerloom Weaving	-	44	-	-	-	50	-	-	-	12	-	-
60. Leather and Plastic Goods	-	64	-	-	-	70	-	-	-	46	-	-
61. Leather Works	12	-	-	-	23	-	-	-	13	-	-	-
62. Machinist	-	20	44	24	-	5	22	16	-	-	15	7

01

Contd. from previous page

1	2	3	4	5	6	7	8	9	10	11	12	13	14
63. Machinist (Composite)	-	-	240	72	-	-	209	69	-	-	96	29	
64. Machinist (Grinder)	-	-	60	-	-	-	52	-	-	-	26	-	
65. Machinist (Shaper, Slotter or/and Planner)	-	-	24	-	-	-	-	-	-	-	2	-	
66. Manufacturing of Chemical Products	-	-	-	-	-	710	-	-	-	710	-	-	
67. Manufacturing of Suitcase and Other Leather Goods	-	-	16	-	-	-	-	-	-	-	-	-	
68. Manufacturing of Foot-wear	16	-	-	-	13	-	-	-	9	-	-	-	
69. Masonry	-	35	-	-	-	30	-	-	-	13	-	-	
70. Mechanic (Diesel)	-	-	176	16	-	-	155	15	-	-	127	11	
71. Mechanic (Electrical)	-	16	112	-	-	16	65	-	-	-	10	-	
72. Mechanic (General)	-	11	176	16	-	11	95	15	-	11	4	-	
73. Mechanic (Instrument)	-	32	32	224	-	-	34	198	-	-	27	76	
74. Mechanic (Letter Press)	-	-	32	-	-	-	13	-	-	-	14	-	
75. Mechanic (Maintenance)	-	-	16	16	-	-	-	8	-	-	-	-	
76. Mechanic (Motor)	-	135	298	32	122	308	34	-	95	256	26		
77. Mechanic (Radio and T.V.)	-	32	16	48	-	53	11	20	-	32	6	-	
78. Mechanic (Refrigeration and Air-Conditioning)	-	-	32	32	-	-	39	37	-	-	29	31	
79. Mechanic (Rural Workshop)	-	16	96	-	-	13	51	-	-	-	6	-	
80. Mechanic (Tractor)	-	-	32	-	-	-	32	-	-	-	33	-	
81. Mechanic (Weaving)	64	-	-	-	70	-	-	-	38	-	-	-	
82. Mechanical Engineering	-	-	-	75	-	-	-	177	-	-	-	41	
83. Metal Fitting	-	64	-	-	-	30	-	-	-	16	-	-	
84. Moulder	-	64	96	-	-	34	65	-	-	22	53	-	
85. Painter	-	64	16	-	-	70	11	-	-	34	13	-	

62

86. Pattern Maker	-	-	48	-	-	-	26	-	-	-	18	-
87. Plumber	-	-	48	-	-	-	13	-	-	-	5	-
88. Preservation of Fruits and Vegetables	-	-	16	-	-	-	-	-	-	-	-	-
89. Printing	-	-	63	-	-	-	48	-	-	-	36	-
90. Pottery	-	-	-	-	215	-	-	-	215	-	-	-
91. Radio Servicing	-	-	-	215	-	-	-	176	-	-	-	61
92. Sheet Metal Worker	-	-	16	-	-	-	18	-	-	-	10	-
93. Soap, Cosmetics and Other Products	-	64	-	-	-	70	-	-	-	46	-	-
94. Stenography (English)	-	-	16	16	-	-	16	11	-	-	9	7
95. Surveyor	-	-	16	96	-	-	11	93	-	-	-	23
96. Technical Training	-	44	-	-	-	34	-	-	-	29	-	-
97. Tool and Dye Maker	-	-	32	-	-	-	32	-	-	-	-	-
98. Turner	-	40	638	168	-	34	602	143	-	12	230	64
99. Turner and Fitter	-	239	50	15	-	210	88	15	-	103	17	12
100. Upholstery	16	-	-	-	-	-	-	-	-	-	-	-
101. Watch and Clock Repairer	-	32	-	32	-	53	-	22	-	32	-	9
102. Welder	-	16	372	12	-	29	306	8	-	15	231	5
103. Welding-cum-Smithy	-	164	15	-	-	132	15	-	-	87	8	-
104. Wireman	-	-	480	96	-	-	412	81	-	-	182	28
105. Wireman Apprenticeship	-	25	-	-	-	29	-	-	-	12	-	-
106. Wireless Telegraphy	-	-	-	30	-	-	-	16	-	-	-	17
107. Diploma in Agriculture	-	-	195	-	-	-	275	-	-	-	92	-
108. Certificate in Agriculture	-	-	145	-	-	-	270	-	-	-	73	-
109. Krishi Vidya	-	-	50	-	-	-	92	-	-	-	46	-
110. Livestock Inspectors' Training	-	-	-	40	-	-	-	33	-	-	-	33

63

Contd. on next page

Contd. from previous page

1	2	3	4	5	6	7	8	9	10	11	12	13	14	
111. Auxiliary Nurse and Midwifery	-		87	405	190	-	74	395	235	-	40	220	115	
112. General Nurse Training	-	-	-	-	815	-	-	-	825	-	-	-	238	
113. Integrated Midwifery and Health Visitors' Course	-	-	-	-	75	-	-	-	62	-	-	-	-	
114. Lady Health Visitors' Course	-	-	-	25	75	-	-	49	72	-	-	44	37	
115. Diploma in Pharmacy	-	-	-	-	260	-	-	-	486	-	-	-	262	
116. Commercial Practice	-	-	-	-	-	-	-	-	-	-	-	31	-	
117. Integrated Course for Village Level Workers	-	-	-	-	40	-	-	-	80	-	-	-	-	
118. Pre-Service Training for VLWs	-	-	-	-	40	-	-	-	13	-	-	-	13	
119. Rural Artisan Training Course	-	-	20	-	-	-	19	-	-	-	19	-	-	
120. Upgraded Training for VLWs	-	-	-	-	120	-	-	-	115	-	-	-	76	
121. Fisherman Training	15	-	-	-	-	15	-	-	-	15	-	-	-	
122. Fisheries Training	30	-	-	-	-	553	-	-	-	20	-	-	-	
123. Training in Inland Fisheries Operatives	30	-	-	-	-	30	-	-	-	-	-	-	-	
124. Certificate in Music and Dance	-	-	125	-	142	-	99	-	110	-	-	-	51	
125. Advance Art Course	-	-	-	-	-	-	3	-	-	-	-	-	-	
126. Diploma in Drawing	-	-	-	-	-	-	-	-	3	-	-	-	-	
127. Drawing Teachers' Training	-	-	-	-	45	-	-	-	96	-	-	-	94	
128. Elementary Grade Art Training	-	-	-	-	-	-	15	-	-	12	12	-	-	
129. Foundation Course in Art	-	-	-	-	45	-	-	-	45	-	-	-	-	
130. Intermediate Grade Art Course	-	-	-	-	-	-	47	-	-	36	36	-	-	
131. Intermediate Painting Course	-	-	-	-	-	-	2	-	-	2	2	-	-	
132. Painting	-	-	-	-	-	-	19	-	-	8	8	-	-	
133. Armature and Motor Winding	-	-	11	-	-	-	10	-	-	-	10	-	-	
134. Canning	-	-	10	-	15	-	12	-	-	-	12	-	-	
Total			717	8665	8742	8180	2029	9574	14136	12080	891	5752	3531	3070

TABLE 12

Stagewise Sanctioned Intake, Enrolment and Out-turn of Technical and Vocational Education and Training Institutions by Type of Institution

Sl. No.	Type of Institution	Sanctioned Intake					Enrolment					Out-turn				
		Pri- mary	Mid- dle	High/ Hr. Sec.	Post Hr. Sec.	Total	Pri- mary	Mid- dle	High/ Hr. Sec.	Post Hr. Sec.	Total	Pri- mary	Mid- dle	High/ Hr. Sec.	Post Hr. Sec.	Total
1	2	3	4	5	6	7	8	9	10	11	12	13	14	15	16	17
1.	Polytechnic	-	150	40	3750	3940	-	80	52	7512	7644	-	28	-	1141	1169
2.	Industrial Training Institute	36	152	4092	1924	6204	28	105	3340	1728	5201	16	25	1759	709	2509
3.	Junior Technical School	-	164	3079	20	3263	-	86	9041	31	9158	-	38	871	4	913
4.	Crafts and Handicrafts School	185	762	145	-	1092	864	1911	133	-	2908	480	1243	102	-	1825
5.	Industrial and Technical School	377	7099	566	584	8626	506	6970	487	634	8597	354	4225	293	297	5169
6.	Agricultural School	-	-	390	-	390	-	-	637	-	637	-	-	211	-	211
7.	Veterinary and Animal Husbandry School	-	-	-	40	40	-	-	-	33	33	-	-	-	33	33
8.	Nursing, A.N.M. and Health Visitors' School	-	87	430	1150	1672	-	74	444	1194	1712	-	40	264	390	694
9.	Other Para-Medical School	-	-	-	260	260	-	-	-	486	486	-	-	-	262	262
10.	Commercial Training School	-	-	-	-	-	-	-	-	-	-	-	-	31	-	31
11.	School for Village Level Officials	-	20	-	200	220	-	19	-	208	227	-	19	-	89	108
12.	Fishery School	75	-	-	-	75	598	-	-	-	593	35	-	-	-	35
13.	School for Music, Dance, Drama, etc.	-	125	-	142	267	-	99	-	110	209	-	-	-	51	51
14.	School for Drawing and Painting	-	-	-	90	90	-	86	-	144	230	-	59	-	94	153
15.	Special School	44	106	-	-	150	33	144	-	-	177	6	75	-	-	81
16.	Other Schools	-	-	-	15	-	-	-	-	-	-	-	-	-	-	-
Total		717	8665	8742	8180	26304	2029	9574	14134	12080	37817	891	5752	3531	3070	13244

TABLE 13

Sanctioned and Actual Strength of Staff of Technical and Vocational Education and Training Institutions Located in Rural Areas

Sl. No.	Type of Institution	Number of Reporting Institutions	Teaching and Instructional Staff				Other Staff				Total Staff			
			Sanctioned	Actual		Sanctioned	Actual		Sanctioned	Actual				
				Male	Female		Male	Female		Male	Female	Total		
1	2	3	4	5	6	7	8	9	10	11	12	13	14	15
1.	Polytechnic	2	98	72	-	72	102	73	-	73	200	145	-	145
2.	Industrial Training Institute	1	43	39	-	39	18	16	-	16	61	55	-	55
3.	Junior Technical School	7	44	41	2	43	28	26	-	26	72	67	2	69
4.	Crafts and Handicrafts School	6	25	7	18	25	2	2	-	2	27	9	18	27
5.	Industrial and Technical School	40	103	49	53	102	47	30	16	46	150	79	69	148
6.	Agricultural School	8	46	39	7	46	19	18	-	18	65	57	7	64
7.	Forestry School	2	5	5	-	5	11	11	-	11	16	16	-	16
8.	School for Village Level Officials	1	2	1	1	2	2	2	-	2	4	3	1	4
9.	Fishery School	2	8	6	-	6	7	7	-	7	15	13	-	13
10.	School for Drawing and Painting	1	2	2	-	2	2	2	-	2	4	4	-	4
Total		70	376	261	81	342	238	187	16	203	614	448	97	545

TABLE 14

*Sanctioned and Actual Strength of Staff of Technical and Vocational Education and Training Institutions
Located in Urban Areas*

Sl. No.	Type of Institution	Number of Reporting Institutions	Teaching and Instructional Staff						Other Staff			Total Staff		
			Sanctioned	Actual			Sanctioned	Actual			Sanctioned	Actual		
				Male	Female	Total		Male	Female	Total		Male	Female	Total
1	2	3	4	5	6	7	8	9	10	11	12	13	14	15
1.	Polytechnic	16	976	740	19	759	1058	923	32	955	2034	1663	51	1714
2.	Industrial Training Institute	17	528	449	2	451	334	285	7	292	862	734	9	743
3.	Junior Technical School	35	381	352	4	356	358	329	7	336	739	681	11	692
4.	Crafts and Handicrafts School	13	127	68	33	101	55	39	6	45	182	107	39	164
5.	Industrial and Technical School	155	491	227	221	448	281	203	69	272	772	430	290	720
6.	Agricultural School	8	60	46	-	46	55	49	1	50	115	95	1	96
7.	Nursing, A.N.M. and Health Visitors' School	34	103	15	80	95	160	43	111	154	263	58	191	294
8.	Other Para-Medical School	1	1	-	-	-	2	-	-	-	-	-	-	-
9.	School for Training in Co-operation	8	33	32	1	33	47	40	6	46	80	72	7	79
10.	Commercial Training School	2	18	16	-	16	15	15	-	15	33	31	-	31
11.	School for Village Level Officials	5	42	34	1	35	94	85	1	86	136	119	2	121
12.	Fishery School	1	4	4	-	4	4	4	-	4	8	8	-	8
13.	School for Music, Dance, Drama, etc.	3	36	31	5	36	6	5	-	5	42	36	5	41
14.	School for Drawing and Painting	1	2	-	-	-	2	-	-	-	4	-	-	-
15.	Special School	5	31	27	-	27	51	49	1	50	82	76	1	77
16.	Other Schools	1	13	5	1	6	19	14	-	14	32	19	1	20
Total		305	2846	2046	367	2413	2541	2083	241	2324	5387	4129	608	4737

TABLE 15

*Sanctioned and Actual Strength of Staff of Technical and Vocational Education and Training Institutions
(Rural and Urban)*

Sl. No.	Type of Institution	Number of Reporting Institutions	Teaching and Instructional Staff				Other Staff				Total Staff			
			Sanctioned	Actual		Sanctioned	Actual		Sanctioned	Actual				
				Male	Female		Male	Female		Male	Female	Total		
1	2	3	4	5	6	7	8	9	10	11	12	13	14	15
1.	Polytechnic	18	1074	812	19	831	1160	996	32	1028	2234	1808	51	1859
2.	Industrial Training Institute	18	571	488	2	490	352	301	7	308	923	789	9	798
3.	Junior Technical School	42	425	393	6	399	386	355	7	362	811	748	13	761
4.	Crafts and Handicrafts School	19	152	75	51	126	57	41	6	47	209	116	57	173
5.	Industrial and Technical School	195	594	276	274	550	328	233	85	318	922	509	359	868
6.	Agricultural School	16	106	85	7	92	74	67	1	68	180	152	8	160
7.	Forestry School	2	5	5	-	5	11	11	-	11	16	16	-	16
8.	Nursing, A.N.M. and Health Visitors' School	34	103	15	80	95	160	43	111	154	263	58	191	249
9.	Other Para-Medical School	1	1	-	-	-	2	-	-	-	3	-	-	-
10.	School for Training in Co-operation	8	33	32	1	33	47	40	6	46	80	72	7	79
11.	Commercial Training School	2	18	16	-	16	15	15	-	15	33	31	-	31
12.	School for Village Level Officials	6	44	35	2	37	96	87	1	88	140	122	3	125
13.	Fishery School	3	12	10	-	10	11	11	-	11	23	21	-	21
14.	School for Music, Dance, Drama, etc.	3	36	31	5	36	6	5	-	5	42	36	5	41
15.	School for Drawing and Painting	2	4	2	-	2	4	2	-	2	8	4	-	4
16.	Special School	5	31	27	-	27	51	49	1	50	82	76	1	77
17.	Others Schools	1	13	5	1	6	19	14	-	14	32	19	1	20
Total		375	3222	2307	448	2755	2779	2270	257	2527	6004	4577	705	5282

TABLE 16

Sanctioned and Actual Strength of Staff of Technical and Vocational Education and Training Institutions for Girls only

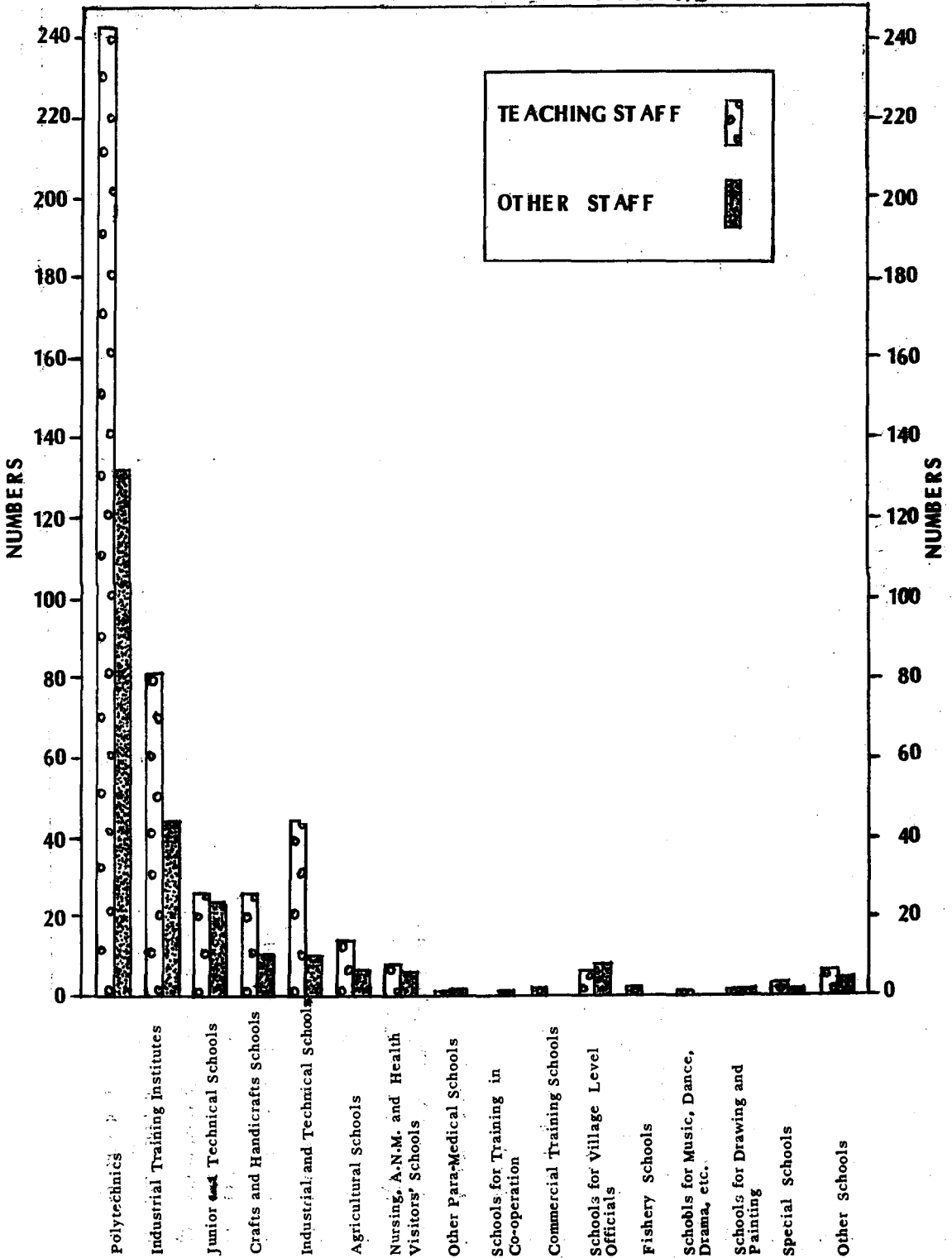
Sl. No.	Type of Institution	Number of Reporting Institutions	Teaching and Instructional Staff				Other Staff				Total Staff			
			Sanctioned	Actual		Sanctioned	Actual		Sanctioned	Actual				
				Male	Female		Total	Male		Female	Total	Male	Female	Total
1	2	3	4	5	6	7	8	9	10	11	12	13	14	15
1.	Polytechnic	2	89	36	16	52	67	36	13	49	156	72	29	101
2.	Crafts and Handicrafts School	15	56	12	46	58	6	5	1	6	62	17	47	64
3.	Industrial and Technical School	141	270	30	242	272	140	62	78	140	410	92	320	412
4.	Nursing, A.N.M. and Health Visitors' School	45	103	15	80	95	160	43	111	154	263	58	191	249
5.	Other Para-Medical School	1	1	-	-	-	2	-	-	-	3	-	-	-
Total		204	519	93	384	477	375	146	203	349	894	239	587	826

TABLE 17

Existing Vacancies of Staff of Technical and Vocational Education and Training Institutions by Location

Sl. No.	Type of Institution	Rural			Urban			Total		
		Teaching and Instructional Staff	Other Staff	Total Staff	Teaching and Instructional Staff	Other Staff	Total Staff	Teaching and Instructional Staff	Other Staff	Total Staff
1	2	3	4	5	6	7	8	9	10	11
1.	Polytechnic	26	29	55	217	103	320	243	132	375
2.	Industrial Training Institute	4	2	6	77	42	119	81	44	125
3.	Junior Technical School	1	2	3	25	22	47	26	24	50
4.	Crafts and Handicrafts School	-	-	-	26	10	36	26	10	36
5.	Industrial and Technical School	1	1	2	43	9	52	44	10	54
6.	Agricultural School	-	1	1	14	5	19	14	6	20
7.	Nursing, A.N.M. and Health Visitors' School	-	-	-	8	6	14	8	6	14
8.	Other Para-Medical School	-	-	-	1	2	3	1	2	3
9.	School for Training in Co-operation	-	-	-	-	1	1	-	1	1
10.	Commercial Training School	-	-	-	2	-	2	2	-	2
11.	School for Village Level Officials	-	-	-	7	8	15	7	8	15
12.	Fishery School	2	-	2	-	-	-	2	-	2
13.	School for Music, Dance, Drama, etc.	-	-	-	-	1	1	-	1	1
14.	School for Drawing and Painting	-	-	-	3	2	4	2	2	4
15.	Special School	-	-	-	4	1	5	4	1	5
16.	Other Schools	-	-	-	7	5	12	7	5	12
Total		34	35	69	433	217	650	467	252	719

CHART 3
EXISTING VACANCIES OF STAFF IN TECHNICAL AND VOCATIONAL
EDUCATION AND TRAINING INSTITUTIONS



TABEE 18

Total Recurring Expenditure of Technical and Vocational Education and Training Institutions by Location During the Year 1972-73

Sl. No.	Type of Institution	Rural		Urban		Total	
		Number of Reporting Institutions	Recurring Expenditure Rs. (00)	Number of Reporting Institutions	Recurring Expenditure Rs. (00)	Number of Reporting Institutions	Recurring Expenditure Rs. (00)
1	2	3	4	5	6	7	8
1.	Polytechnic	2	8905	15	122382	17	131287
2.	Industrial Training Institute	1	3109	17	43463	18	46572
3.	Junior Technical School	7	5048	31	25288	38	30336
4.	Crafts and Handicrafts School	6	443	14	7543	20	7986
5.	Industrial and Technical School	39	6602	152	111192	191	117794
6.	Agricultural School	6	3230	8	6654	14	9884
7.	Forestry School	2	432	-	-	2	432
8.	Nursing, A.N.M. and Health Visitors' School	1	366	26	14330	27	14696
9.	Other Para-Medical School	-	-	1	16	1	16
10.	School for Training in Co-operation	-	-	6	9423	6	9423
11.	Commercial Training School	-	-	2	1095	2	1095
12.	School for Village Level Officials	1	104	5	6420	6	6524
13.	Fishery School	-	-	1	281	1	281
14.	School for Music, Dance, Drama, etc.	-	-	3	2123	3	2123
15.	School for Drawing and Painting	2	590	1	55	3	645
16.	Special School	-	-	5	2139	5	2139
17.	Other Schools	-	-	1	356	1	356
Total		67	28829	288	352760	355	381589

TABLE 19

Total, Per Institution and Per Student Recurring Expenditure of Technical and Vocational Education and Training Institutions by Type and Location of Institution During the Year 1972-73

Sl. No.	Type of Institution	Number of Reporting Institutions			Total Recurring Expenditure Rs. (00)			Average Recurring Expenditure Per Institution *Rs. (00)			Per Student Recurring Expenditure (Rs.)		
		Rural	Urban	Total	Rural	Urban	Total	Rural	Urban	Total	Rural	Urban	Total
1	2	3	4	5	6	7	8	9	10	11	12	13	14
1.	Polytechnic	2	15	17	8905	122382	131287	4453	8159	7723	1190	1854	1786
2.	Industrial Training Institute	-	17	18	3109	43463	46572	3109	2556	2588	700	914	895
3.	Junior Technical School	-	31	38	1867	25288	27155	267	816	715	130	339	305
4.	Crafts and Handicrafts School	-	13	19	443	7415	7858	74	570	414	60	341	270
5.	Industrial and Technical School	-	149	185	6162	114550	120712	171	768	652	385	1541	1336
6.	Agricultural School	6	6	12	3230	6654	9884	538	1109	823	489	1912	979
7.	Forestry School	1	-	1	390	-	390	390	-	390	428	-	428
8.	Nursing, A.N.M. and Health Visitors' School	-	25	25	-	14365	14365	-	574	574	-	2060	2060
9.	Other Para-Medical School	-	1	1	-	16	16	-	16	16	-	200	200
10.	School for Training in Co-operation	-	5	5	-	5940	5940	-	1188	1188	-	12227	1227
11.	Commercial Training School	-	1	1	-	880	880	-	880	880	-	1760	1760
12.	School for Village Level Officials	1	4	5	104	5130	5234	104	1283	1047	650	1921	1849
13.	Fishery School	-	1	1	-	281	281	-	281	281	-	1171	1171
14.	School for Music, Dance, Drama, etc.	-	3	3	-	2123	2123	-	708	708	-	1256	1256
15.	School for Drawing and Painting	2	1	3	590	55	645	295	55	215	424	54	269
16.	Special School	-	5	5	-	2139	2139	-	428	428	-	1120	1120
17.	Other Schools	-	1	1	-	356	356	-	356	356	-	2094	2094
Total		62	278	340	24800	351037	375837	400	1262	1105	439	1153	1041

TABLE 20

Total, Per Institution and Per Student Recurring Expenditure of Technical and Vocational Education and Training Institutions for Girls only During the Year 1972-73

Sl. No.	Type of Institution	Number of Reporting Institutions	Total Recurring Expenditure Rs. (00)	Per Institution Recurring Expenditure Rs. (00)	Per Student Recurring Expenditure (Rs.)
1	2	3	4	5	6
1.	Polytechnic	2	5317	2658	977
2.	Crafts and Handicrafts School	15	725	48	43
3.	Industrial and Technical School	134	95892	716	2005
4.	Nursing, A.N.M. and Health Visitors' School	25	14365	575	2060
5.	Other Para-Medical School	1	16	16	200
Total		177	116327	657	1923

TABLE 21

*Summary of Institutions, Pupils, Staff, and Recurring Expenditure of Technical and Vocational Education
and Training Institutions by Type of Management*

Sl. No.	Type of Institution	Public					Private Aided					Private Unaided					Total				
		Number of Institutions	Total Staff	Total Teaching and Instructional Staff	Total Enrollment	Total Recurring Expenditure Rs. (00)	Number of Institutions	Total Staff	Total Teaching and Instructional Staff	Total Enrollment	Total Recurring Expenditure Rs. (00)	Number of Institutions	Total Staff	Total Teaching and Instructional Staff	Total Enrollment	Total Recurring Expenditure Rs. (00)	Number of Institutions	Total Staff	Total Teaching and Instructional Staff	Total Enrollment	Total Recurring Expenditure Rs. (00)
1	2	3	4	5	6	7	8	9	10	11	12	13	14	15	16	17	18	19	20	21	22
1.	Polytechnic	16	1652	725	6976	117108	3	207	106	880	14179	-	-	-	-	-	19	1859	831	7856	131287
2.	Industrial Training Institute	18	798	490	5201	46572	-	-	-	-	-	-	-	-	-	-	18	798	490	5201	46572
3.	Junior Technical School	29	596	300	5926	24217	12	156	94	3475	6119	1	9	5	164	-	42	761	399	9565	30336
4.	Crafts and Handicrafts School	9	135	101	2525	7271	9	30	19	301	595	3	8	6	114	120	21	173	126	2940	7986
5.	Industrial and Technical School	81	420	261	4161	18865	75	309	196	3803	96343	45	139	93	1630	2586	201	868	550	9594	117794
6.	Agricultural School	15	149	86	998	8968	-	-	-	-	-	1	11	6	56	916	16	160	92	1054	9884
7.	Forestry School	2	16	5	91	432	-	-	-	-	-	-	-	-	-	-	2	16	5	91	432
8.	Veterinary and Animal Husbandry School	1	-	-	33	-	-	-	-	-	-	-	-	-	-	-	1	-	-	33	-
9.	Nursing, A.N.M. and Health Visitors' School	37	204	78	1674	10313	7	23	11	149	2508	2	22	6	46	1875	46	249	95	1869	14696
10.	Pharmacy School	-	-	-	-	-	2	-	-	486	-	-	-	-	-	-	2	-	-	486	-
11.	Other Para-Medical School	1	-	-	8	16	-	-	-	-	-	-	-	-	-	-	1	-	-	8	16
12.	School for Training in Co-operation	8	70	29	666	8110	1	9	4	74	1313	-	-	-	-	-	9	79	33	740	9423
13.	Commercial Training School	1	27	12	50	880	1	4	4	-	215	-	-	-	-	-	2	31	16	50	1095
14.	School for Village Level Officials	6	125	37	283	6524	-	-	-	-	-	-	-	-	-	-	6	125	37	283	6524
15.	Fishery School	3	21	10	607	281	-	-	-	-	-	-	-	-	-	-	3	21	10	607	281
16.	School for Music, Dance, Drama, etc.	2	39	34	126	2060	2	2	2	83	63	-	-	-	-	-	4	41	36	209	2123
17.	School for Drawing and Painting	2	4	2	146	440	1	-	-	94	205	-	-	-	-	-	3	4	2	240	645
18.	Special School	4	60	19	128	1100	1	17	8	63	1039	-	-	-	-	-	5	77	27	191	2139
19.	Other Schools	1	20	6	17	356	-	-	-	-	-	-	-	-	-	-	1	20	6	17	356
Total		236	4336	2195	29616	253513	114	757	444	9408	122579	52	189	116	2010	5497	402	5282	2755	41034	381589

TABLES
PART I—(B)

TABLE A

Distribution of Technical and Vocational Education and Training Institutions by Various Characteristics

Sl. No.	Type of Institution	Total No. of Institutions	Location		Character		Residential		Facility		Management		Type of Course		
			Rural	Urban	Boys	Girls	CR	PR	WR	Public	Private Aided	Private Unaided	Full	Part	Both
1	2	3	4	5	6	7	8	9	10	11	12	13	14	15	16
1.	Polytechnic	3	-	3	2	1	-	2	1	3	-	-	-	-	3
2.	Industrial Training Institute	1	-	1	1	-	-	1	-	1	-	-	-	-	1
3.	Junior Technical School	4	-	4	4	-	-	1	3	3	1	-	3	-	1
4.	Crafts and Handicrafts School	8	1	7	1	7	-	1	7	-	6	2	6	2	-
5.	Industrial and Technical School	49	6	43	13	36	2	3	44	15	15	19	40	6	3
6.	Agricultural School	1	1	-	1	-	-	-	1	1	-	-	1	-	-
7.	Nursing, A.N.M. and Health Visitors' School	5	-	5	-	5	4	-	1	4	1	-	5	-	-
8.	Pharmacy School	1	-	1	1	-	-	1	-	-	1	-	1	-	-
9.	School for Music, Dance, Drama, etc.	3	-	3	3	-	-	-	3	2	1	-	3	-	-
10.	Special School	1	-	1	1	-	-	-	1	-	1	-	1	-	-
11.	Other Schools	1	-	1	1	-	-	1	-	1	-	-	1	-	-
Total		77	8	69	28	49	6	10	61	30	26	21	61	8	8

TABLE B

Intake Capacity, Enrolment and Out-turn of Technical and Vocational Education and Training Institutions

Sl. No.	Course	Sanctioned Intake Capacity	Enrolment			Out-turn		
			Boys	Girls	Total	Boys	Girls	Total
1	2	3	4	5	6	7	8	9
1.	Post Diploma in Material Handling Technology	20	5	-	5	4	-	4
2.	Diploma in Civil Engg.	120	366	-	366	15	-	15
3.	Diploma in Elect. Engg.	90	248	-	248	38	-	38
4.	Diploma in Mech. Engg.	90	248	-	248	60	-	60
5.	Diploma in Architectural Assistantship	30	-	44	44	-	2	2
6.	Diploma in Construction and Structural Engg.	30	67	-	67	4	-	4
7.	Diploma in Costume Design and Dress Making	30	-	53	53	-	-	-
8.	Diploma in Machine Tool Technology	20	22	-	22	4	-	4
9.	Diploma in Printing Technology	30	74	-	74	19	-	19
10.	Diploma in Radio Technology	30	-	43	43	-	1	1

11.	Diploma in Textile Chemistry	20	84	-	84	10	-	10
12.	Diploma in Textile Manufacturing	30	112	-	112	12	-	12
13.	Diploma in Tool Engg.	20	36	-	36	8	-	8
14.	Amber Charkha	15	12	7	19	12	7	19
15.	Armature and Motor Winding	11	10	-	10	10	-	10
16.	Automobile Engg.	62	103	-	103	34	-	34
17.	Bench Fitting	32	35	-	35	23	-	23
18.	Book Binding	68	18	15	33	31	6	37
19.	Building Constructor	16	14	-	14	14	-	14
20.	Canning and Food Preservation	25	12	-	12	12	-	12
21.	Carpenter	59	50	-	50	37	-	37
22.	Certificate in Junior Technical School	228	955	-	955	108	1	109
23.	Watch and Clock Repairer	32	22	-	22	9	-	9
24.	Cotton Spinning	20	37	-	37	16	-	16
25.	Cotton Weaving	20	42	-	42	14	-	14
26.	Cutting and Tailoring	2110	519	1571	2090	257	938	1195
27.	Draughtsman (Civil)	65	81	-	81	27	-	27
28.	Draughtsman (Mechanical)	65	69	-	69	26	-	26

Contd. from previous page

1	2	3	4	5	6	7	8	9
29.	Electrician	165	141	-	141	88	-	88
30.	Electroplator	16	2	-	2	-	-	-
31.	Embroidery and Fancy Work	378	-	353	353	-	195	195
32.	Electrical Engg.	30	70	-	70	11	-	11
33.	Fitter	96	89	-	89	43	-	43
34.	Foot-wear	16	13	-	13	9	-	9
35.	Gardening and Soil Work	120	-	353	353	-	-	-
36.	Hand Composition and Proof Reading	16	16	-	16	8	-	8
37.	Handicraft Course	45	43	2	45	43	1	44
38.	Handloom Weaving	11	8	-	8	8	-	8
39.	Leather and Plastic Goods	32	35	-	35	23	-	23
40.	Machinist (Composite)	24	26	-	26	19	-	19
41.	Machinist (Grinder)	24	20	-	20	10	-	10
42.	Manufacturing of Suitcase and Other Leather Goods	16	-	-	-	-	-	-
43.	Mechanic (General)	27	11	-	11	11	-	11
44.	Mechanic (Instrument)	32	28	-	28	13	-	13
45.	Mechanic (Letter Press)	16	-	-	-	-	-	-
46.	Mechanic (Maintenance)	16	-	-	-	-	-	-

47.	Mechanic (Motor)	32	33	-	33	27	-	27
48.	Mechanic (Radio-cum-Transistor)	15	12	-	12	11	-	11
49.	Mechanic (Refrigeration and Airconditioning)	32	39	-	39	-	-	-
50.	Mechanic (Tractor)	16	15	-	15	45	-	45
51.	Mechanic (Weaving)	32	35	-	35	19	-	19
52.	Mechanical Engg.	30	68	-	68	12	-	12
53.	Metal Fitting	32	15	-	15	8	-	8
54.	Moulder	48	24	-	24	22	-	22
55.	Painter	48	46	-	46	30	-	30
56.	Plumber	16	6	-	6	5	-	5
57.	Printing	15	6	-	6	6	-	6
58.	Radio Servicing	53	51	3	54	13	3	16
59.	Reception-cum-PBX Operator	30	20	17	37	1	8	9
60.	Repair of Electrical Appliances	38	48	-	48	26	-	26
61.	Sheet Metal Worker	16	18	-	18	10	-	10
62.	Soap, Cosmetic and other Products	32	33	2	35	23	-	23
63.	Surveyor	32	37	-	37	13	-	13
64.	Tool and Dye Maker	16	17	-	17	-	-	-
65.	Turner	48	49	-	49	30	-	30

83

Contd. on next page

Contd. from previous page

1	2	3	4	5	6	7	8	9
66.	Turner and Fitter	52	52	-	52	26	-	26
67.	Welder	48	45	-	45	40	-	40
68.	Welding-cum-Smithy	52	50	-	50	34	-	34
69.	Wireman	396	406	16	422	377	-	377
70.	Wireman Apprenticeship	25	29	-	29	12	-	12
71.	Certificate in Agriculture	25	45	-	45	16	-	16
72.	Auxiliary Nurse Midwifery	110	-	135	135	-	86	86
73.	General Nursing	126	-	348	348	-	75	75
74.	Midwifery	71	-	51	51	-	117	117
75.	Diploma in Pharmacy	200	357	21	378	185	11	196
76.	Diploma in Commercial Practice	45	-	105	105	-	28	28
77.	Stenography (English)	16	16	-	16	9	-	9
78.	Typewriting (English)	30	17	12	29	39	28	67
79.	Typewriting (Gujarati)	30	5	6	11	14	15	29
80.	Music and Dance	152	70	80	150	43	8	51
81.	Bakery and Confectionary	15	-	-	-	-	-	-
82.	Hotel Reception and Book Keeping	15	2	2	4	1	1	2
83.	Cookery	30	-	11	11	-	11	11
84.	Restaurant and Counter Service	15	2	-	2	2	-	2
Total		6502	5411	3250	8661	2189	1542	3731

TABLE C

Sanctioned and Actual Strength of Staff of Technical and Vocational Education and Training Institutions

Sl. No.	Type of Institution	Teaching and Instructional Staff				Other Staff				Total Staff			
		Sanctioned	Actual		Total	Sanctioned	Actual		Total	Sanctioned	Actual		Total
			Male	Female			Male	Female			Male	Female	
1	2	3	4	5	6	7	8	9	10	11	12	13	14
1.	Polytechnic	189	146	10	156	180	165	11	176	369	311	21	332
2.	Industrial Training Institute	73	61	-	61	35	28	2	30	108	89	2	91
3.	Junior Technical School	45	45	-	45	39	39	-	39	84	84	-	84
4.	Crafts and Handicrafts School	18	8	12	20	10	8	2	10	28	16	14	30
5.	Industrial and Technical School	180	71	78	149	73	59	10	69	253	130	88	218
6.	Agricultural School	5	5	-	5	2	2	-	2	7	7	-	7
7.	Nursing, A.N.M. and Health Visitors' School	17	1	16	17	17	-	17	17	34	1	33	34
8.	Pharmacy School	-	-	-	N.A.	-	-	N.A.	-	N.A.	-	N.A.	-
9.	School for Music, Dance, Drama, etc.	34	29	5	34	6	5	-	5	40	34	5	39
10.	Special School	8	8	-	8	9	9	-	9	17	17	-	17
11.	Other Schools	13	5	1	6	19	14	-	14	32	19	1	20
Total		582	379	122	501	390	329	42	371	972	708	164	872

TABLE A

Distribution of Technical and Vocational Education and Training Institutions by Various Characteristics

Sl. No.	Type of Institution	Total No. of Institutions	Location		Character		Residential Facility			Management			Type of Course		
			Rural	Urban	Boys	Girls	CR	PR	WR	Public	Private Aided	Private Unaided	Full	Part	Both
1	2	3	4	5	6	7	8	9	10	11	12	13	14	15	16
1.	Industrial Training Institute	1	-	1	1	-	-	-	1	1	-	-	1	-	-
2.	Junior Technical School	1	-	1	1	-	-	1	-	-	1	-	-	-	1
3.	Industrial and Technical School	3	-	3	2	1	1	1	1	2	1	-	1	-	2
4.	Nursing, A.N.M. and Health Visitation School	1	-	1	-	1	1	-	-	1	-	-	1	-	-
Total		6	-	6	4	2	2	2	2	4	2	-	3	-	3

TABLE B

Intake Capacity, Enrolment and Out-turn of Technical and Vocational
Education and Training Institutions

Sl. No.	Course	Sanctioned Intake Capacity	Enrolment			Out-turn		
			Boys	Girls	Total	Boys	Girls	Total
1	2.	3	4	5	6	7	8	9
1.	Carpenter	22	22	-	22	15	-	15
2.	Certificate in Junior Technical School	40	70	-	70	-	-	-
3.	Cutting and Tailoring	66	47	19	66	36	18	54
4.	Electrician	43	36	-	36	21	-	21
5.	Embroidery, Knitting, Spinning and Fancy Work	22	-	10	10	-	3	3
6.	Fitter	16	-	-	-	-	-	-
7.	Handloom and Powerloom Weaving	11	7	-	7	2	-	2
8.	Machinist (Composite)	24	7	-	7	8	-	8
9.	Mechanic (Diesel)	32	13	-	13	15	-	15
10.	Mechanic (Electrical)	16	14	-	14	-	-	-
11.	Mechanic (General)	16	10	-	10	-	-	-
12.	Mechanic (Instrument)	16	-	-	-	-	-	-
13.	Radio Servicing	11	24	-	24	9	-	9
14.	Turner	24	16	-	16	3	-	3
15.	Welder	24	-	-	-	-	-	-
16.	Wireman	90	115	-	115	102	-	102
17.	Auxiliary Nurse Midwifery	15	-	15	15	-	-	-
Total		488	381	44	425	211	21	232

TABLE C

Sanctioned and Actual Strength of Staff of Technical and Vocational
Education and Training Institutions

Sl. No.	Type of Institution	Teaching and Ins- tructional Staff				Other Staff				Total Staff			
		Sanc- tioned	Actual			Sanc- tioned	Actual			Sanc- tioned	Actual		
			M	F	T		M	F	T		M	F	T
1	2	3	4	5	6	7	8	9	10	11	12	13	14
1.	Industrial Training Institute	26	16	-	16	16	13	-	13	42	29	-	29
2.	Junior Technical School	7	7	-	7	5	5	-	5	12	12	-	12
3.	Industrial and Technical School	29	26	2	28	22	18	1	19	51	44	3	47
4.	Nursing, A. N. M. and Health Visi- tors' School	1	-	1	1	2	-	2	2	3	-	3	3
Total		63	49	3	52	45	36	3	39	108	85	6	91

M - Male. F - Female. T - Total.

TABLE A

Distribution of Technical and Vocational Education and Training Institutions by Various Characteristics

Sl. No.	Type of Institution	Total Nos of Institutions	Location		Character		Residential Facility			Management			Type of Course		
			Rural	Urban	Boys	Girls	CR	PR	WR	Public	Private Aided	Private Unaided	Full	Part	Both
1	2	3	4	5	6	7	8	9	10	11	12	13	14	15	16
1.	Industrial Training Institute	1	-	1	1	-	-	-	1	1	-	-	1	-	-
2.	Junior Technical School	1	-	1	1	-	-	-	1	1	-	-	1	-	-
3.	Industrial and Technical School	2	-	2	1	1	1	-	1	2	-	-	2	-	-
4.	Agricultural School	1	-	1	1	-	-	-	1	1	-	-	1	-	-
5.	Nursing, A.N.M. and Health Visitors' School	1	-	1	-	1	1	-	-	1	-	-	1	-	-
Total		6	-	6	4	2	2	-	4	6	-	-	6	-	-

TABLE B

Intake Capacity, Enrolment and Out-turn of Technical and Vocational
Education and Training Institutions

Sl. No.	Course	Sanctioned Intake Capacity	Enrolment			Out-turn		
			Boys	Girls	Total	Boys	Girls	Total
1	2	3	4	5	6	7	8	9
1.	Certificate in Junior Technical School	100	118	-	118	83	-	83
2.	Cutting and Tailoring	22	-	22	22	-	19	19
3.	Electrician	32	23	-	23	15	-	15
4.	Fitter	32	25	-	25	8	-	8
5.	Machinist (Composite)	24	17	-	17	7	-	7
6.	Mechanic (Diesel)	32	30	-	30	30	-	30
7.	Mechanic (Electrical)	16	8	-	8	-	-	-
8.	Mechanic (General)	16	9	-	9	-	-	-
9.	Mechanic (Motor)	20	12	-	12	-	-	-
10.	Mechanic (Rural Workshop)	16	8	-	8	-	-	-
11.	Repair of Electrical Appliances	20	12	-	12	-	-	-
12.	Turner	24	19	-	19	4	-	4
13.	Turner and Fitter	20	12	-	12	-	-	-
14.	Welder	12	11	-	11	5	-	5
15.	Welding-cum-Smithy	20	10	-	10	-	-	-
16.	Wireman	32	22	-	22	9	-	9
17.	Diploma in Agriculture	25	37	-	37	-	-	-
18.	Auxiliary Nurse Midwifery	25	-	25	25	-	6	6
Total		488	373	47	420	161	25	186

TABLE C

Sanctioned and Actual Strength of Staff of Technical and Vocational Education and Training Institutions

Sl. No.	Type of Institution	Teaching and Instructional Staff				Other Staff				Total Staff			
		Sanc-tioned	Actual			Sanc-tioned	Actual			Sanc-tioned	Actual		
			M	F	T		M	F	T		M	F	T
1	2	3	4	5	6	7	8	9	10	11	12	13	14
1.	Industrial Training Institute	26	19	-	19	16	15	-	15	42	34	-	34
2.	Junior Technical School	12	10	-	10	12	12	-	12	24	22	-	22
3.	Industrial and Technical School	9	6	1	7	4	4	1	5	13	10	2	12
4.	Agricultural School	5	5	-	5	3	3	-	3	8	8	-	8
5.	Nursing, A.N.M. and Health Visitors' School	3	-	3	3	3	-	3	3	6	-	6	6
Total		55	40	4	44	38	34	4	38	93	74	8	82

M - Male. F - Female. T - Total.

TABLE A

Distribution of Technical and Vocational Education and Training Institutions by Various Characteristics

Sl. No.	Type of Institution	Total No. of Institutions	Location		Character		Residential Facility			Management			Type of Course		
			Rural	Urban	Boys	Girls	CR	PR	WR	Public	Private Aided	Private Unaided	Full	Part	Both
1	2	3	4	5	6	7	8	9	10	11	12	13	14	15	16
1.	Polytechnic	1	-	1	1	-	1	-	-	1	-	-	-	-	1
2.	Industrial Training Institute	1	-	1	1	-	-	-	1	1	-	-	1	-	-
3.	Junior Technical School	1	-	1	1	-	-	-	1	1	-	-	-	-	1
4.	Industrial and Technical School	11	4	7	4	7	3	-	8	6	5	-	8	3	-
5.	Agricultural School	1	-	1	1	-	-	1	-	1	-	-	1	-	-
6.	Nursing, A.N.M. and Health Visitors' School	3	-	3	-	3	3	-	-	2	1	-	3	-	-
7.	Special School	2	-	2	2	-	2	-	-	2	-	-	2	-	-
Total		20	4	16	10	10	9	1	10	14	6	-	15	3	2

TABLE B

Intake Capacity, Enrolment and Out-turn of Technical and Vocational Education and Training Institutions

Sl. No.	Course	Sanctioned Intake Capacity	Enrolment			Out-turn		
			Boys	Girls	Total	Boys	Girls	Total
1	2	3	4	5	6	7	8	9
1.	Diploma in Civil Engg.	40	64	-	64	7	-	7
2.	Diploma in Elect. Engg.	40	27	-	27	11	-	11
3.	Diploma in Mech. Engg.	40	41	-	41	12	-	12
4.	Certificate in Junior Technical School	100	240	-	240	-	-	-
5.	Cutting and Tailoring	214	1	198	199	1	148	149
6.	Draughtsman (Civil)	16	13	-	13	-	-	-
7.	Electrician	32	25	-	25	16	-	16
8.	Embroidery and Fancy Work	60	-	80	80	-	68	68
9.	Fitter	32	28	-	28	13	-	13
10.	Handloom Weaving	22	23	-	23	2	-	2
11.	Machinist (Composite)	24	20	-	20	21	-	21
12.	Mechanic (Instrument)	32	29	-	29	14	-	14

69

Contd. on next page

Contd. from previous page

1	2	3	4	5	6	7	8	9
13.	Mechanic (Motor)	20	18	-	18	18	-	18
14.	Mechanic (Tractor)	16	17	-	17	17	-	17
15.	Pottery Work	16	6	-	6	5	-	5
16.	Repair of Electrical Appliances	20	16	-	16	-	-	-
17.	Turner	48	36	-	36	15	-	15
18.	Turner and Fitter	20	17	-	17	10	-	10
19.	Welder	24	18	-	18	20	-	20
20.	Welding-cum-Smithy	20	13	-	13	13	-	13
21.	Wireman	100	93	-	93	71	-	71
22.	Diploma in Agriculture	55	112	-	112	25	-	25
23.	Auxiliary Nurse Mid-wifery	52	-	82	82	-	32	32
24.	Diploma in Commercial Practice	15	12	3	15	-	-	-
Total		1058	869	363	1232	291	248	539

TABLE C

Sanctioned and Actual Strength of Staff of Technical and Vocational
Education and Training Institutions

Sl. No.	Type of Institution	Teaching and Instructional Staff				Other Staff				Total Staff			
		Sanctioned	Actual			Sanctioned	Actual			Sanctioned	Actual		
			M	F	T		M	F	T		M	F	T
1	2	3	4	5	6	7	8	9	10	11	12	13	14
1.	Polytechnic	39	29	1	30	83	69	2	71	122	98	3	101
2.	Industrial Training Institute	27	24	-	24	20	20	-	20	51	44	-	44
3.	Junior Technical School	13	13	-	13	12	11	-	11	25	24	-	24
4.	Industrial and Technical School	25	9	16	25	7	3	4	7	32	12	20	32
5.	Agricultural School	6	6	-	6	3	3	-	3	9	9	-	9
6.	Nursing, A. N. M. and Health Visitors' School	3	-	3	3	7	-	7	7	10	-	10	10
7.	Special School	9	9	-	9	28	28	-	28	37	37	-	37
Total		122	90	20	110	164	134	13	147	286	224	33	257

95

M - Male. F - Female. T - Total.

TABLE A

Distribution of Technical and Vocational Education and Training Institutions by Various Characteristics

Sl. No.	Type of Institution	Total No. of Institutions	Location		Character		Residential Facility			Management			Type of Course		
			Rural	Urban	Boys	Girls	CR	PR	WR	Public	Private Aided	Private Unaided	Full	Part	Both
1	2	3	4	5	6	7	8	9	10	11	12	13	14	15	16
1.	Polytechnic	1	-	1	1	-	-	1	-	1	-	-	-	-	1
2.	Industrial Training Institute	1	-	1	1	-	-	-	1	1	-	-	1	-	-
3.	Junior Technical School	3	-	3	3	-	-	-	3	1	2	-	2	-	1
4.	Industrial and Technical School	1	-	1	-	1	-	-	1	1	-	-	1	-	-
5.	Nursing, A.N.M. and Health Visitors' School	3	-	3	-	3	3	-	-	3	-	-	3	-	-
6.	School for Training in Co-operation	2	-	2	2	-	-	1	1	2	-	-	2	-	-
7.	Commercial Training School	1	-	1	1	-	-	1	-	-	1	-	-	-	1
Total		12	-	12	8	4	3	3	6	9	3	-	9	-	3

TABLE B

Intake Capacity, Enrolment and Out-turn of Technical and Vocational Education and Training Institutions

Sl. No.	Course	Sanctioned Intake Capacity	Enrolment			Out-turn		
			Boys	Girls	Total	Boys	Girls	Total
1	2	3	4	5	6	7	8	9
1.	Post Diploma in Production Engg.	20	-	-	-	-	-	-
2.	Diploma in Civil Engg.	60	182	-	182	10	-	10
3.	Diploma in Elect. Engg.	75	92	-	92	11	-	11
4.	Diploma in Mech. Engg.	105	179	-	179	25	-	25
5.	Diploma in Auto Engg.	45	157	-	157	48	-	48
6.	Diploma in Construction and Structural Engg.	15	-	-	-	-	-	-
7.	Diploma in Textile Manufacturing	25	56	-	56	8	-	8
8.	Auto Engg.	25	74	-	74	20	-	20
9.	Certificate Course in Junior Technical School	380	800	-	800	71	-	71
10.	Cotton Spinning	25	29	-	29	10	-	10

97

Contd. on next page

Contd. from previous page

1	2	3	4	5	6	7	8	9
11.	Cotton Weaving	25	37	-	37	22	-	22
12.	Cutting and Tailoring	22	-	22	22	-	17	17
13.	Electrician	82	45	-	45	13	-	13
14.	Fitter	32	13	-	13	7	-	7
15.	Machinist	24	16	-	16	7	-	7
16.	Mechanic (Diesel)	32	25	-	25	17	-	17
17.	Mechanic (General)	16	4	-	4	-	-	-
18.	Mechanic (Motor)	32	31	-	31	21	-	21
19.	Turner	48	36	-	36	22	-	22
20.	Welder	12	8	-	8	5	-	5
21.	Wireman	50	36	-	36	15	-	15
22.	Wireman Apprenticeship	50	45	-	45	43	-	43
23.	Auxiliary Nurse Midwifery	45	-	43	43	-	34	34
24.	General Nurse Training	150	-	102	102	-	45	45
25.	Midwifery	20	-	16	16	-	43	43
26.	Industrial Secretary and Manager Training in Co-operation	40	66	-	66	66	-	66
27.	Junior Basic Training in Co-operation	100	163	1	164	143	1	144
28.	Commercial Practice	-	-	-	-	31	-	31
29.	Government Certificate (Technical-cum-Commer- cial)	30	-	-	-	-	-	-
30.	Typing and Shorthand	-	-	-	-	1	-	1
	Total	1585	2094	184	2278	616	140	756

TABLE C

Sanctioned and Actual Strength of Staff of Technical and Vocational
Education and Training Institutions

Sl. No.	Type of Institution	Teaching and In- structional Staff				Other Staff				Total Staff			
		Sanc- tioned	Actual			Sanc- tioned	Actual			Sanc- tioned	Actual		
			M	F	T		M	F	T		M	F	T
1	2	3	4	5	6	7	8	9	10	11	12	13	14
1.	Polytechnic	150	121	-	121	99	91	-	91	249	212	-	212
2.	Industrial Training Institute	26	22	-	22	22	21	-	21	48	43	-	43
3.	Junior Technical School	32	27	-	27	28	25	-	25	60	52	-	52
4.	Industrial and Technical School	1	-	1	1	-	-	-	-	1	-	1	1
5.	Nursing, A. N. M. and Health Visitors' School	6	2	2	4	7	3	3	6	13	5	5	10
6.	School for Training in Co-operation	7	7	-	7	9	9	-	9	16	16	-	16
7.	Commercial Training School	4	4	-	4	-	-	-	-	4	4	-	4
Total		226	183	3	186	165	149	3	152	391	332	6	338

M - Male. F - Female. T - Total.

TABLE A

Distribution of Technical and Vocational Education and Training Institutions by Various Characteristics

Sl. No.	Type of Institution	Total No. of Institutions	Location		Character		Residential Facility			Management			Type of Course		
			Rural	Urban	Boys	Girls	CR	PR	WR	Public	Private Aided	Private Unaided	Full	Part	Both
1	2	3	4	5	6	7	8	9	10	11	12	13	14	15	16
1.	Industrial and Technical School	1	1	-	1	-	-	-	1	-	1	-	-	1	-
Total		1	1	-	1	-	-	-	1	-	1	-	-	1	-

TABLE B

Intake Capacity, Enrolment and Out-turn of Technical and Vocational Education and Training Institutions

Sl. No.	Course	Sanctioned Intake Capacity	Enrolment			Out-turn	
			Boys	Girls	Total	Boys	Girls
1	2	3	4	5	6	7	8
1.	Electrician	20					
2.	Wireman	40	14		14	15	15
Total		60	14		14	15	15

TABLE C

Sanctioned and Actual Strength of Staff of Technical and Vocational
Education and Training Institutions

Sl. No.	Type of Institution	Teaching and In- structional Staff				Other Staff				Total Staff			
		Sanc- tioned	Actual			Sanc- tioned	Actual			Sanc- tioned	Actual		
			M	F	T		M	F	T		M	F	T
1	2	3	4	5	6	7	8	9	10	11	12	13	14
1.	Industrial Training Institute	1	1	-	1	-	-	-	-	1	1	-	1
	Total	1	1	-	1	-	-	-	-	1	1	-	1

M - Male F - Female. T - Total.

TABLE A

Distribution of Technical and Vocational Education and Training Institutions by Various Characteristics

Sl. No.	Type of Institution	Total No. of Institutions	Location		Character		Residential Facility			Management			Type of Course		
			Rural	Urban	Boys	Girls	CR	PR	WR	Public	Private Aided	Private Unaided	Full	Part	Both
1	2	3	4	5	6	7	8	9	10	11	12	13	14	15	16
1.	Industrial Training Institute	1	-	1	1	-	-	1	-	1	-	-	-	-	1
2.	Junior Technical School	2	-	2	2	-	-	-	2	1	1	-	2	-	-
3.	Crafts and Handicrafts School	1	-	1	1	-	-	-	1	1	-	-	1	-	-
4.	Industrial and Technical School	6	-	6	2	4	1	-	5	1	4	1	4	1	1
5.	Agricultural School	1	1	-	1	-	1	-	-	1	-	-	1	-	-
6.	Nursing, A.N.M. and Health Visitors' School	1	-	1	-	1	1	-	-	1	-	-	1	-	-
7.	School for Music, Dance, Drama, etc.	1	-	1	1	-	-	-	1	-	1	-	1	-	-
Total		13	1	12	8	5	3	1	9	6	6	1	10	1	2

TABLE B

Intake Capacity, Enrolment and Out-turn of Technical and Vocational Education and Training Institutions

Sl. No.	Course	Sanctioned Intake Capacity	Enrolment			Out-turn		
			Boys	Girls	Total	Boys	Girls	Total
1	2	3	4	5	6	7	8	9
1.	Carpenter	22	7	-	7	6	-	6
2.	Certificate in Junior Technical School	190	773	116	889	15	-	15
3.	Cutting and Tailoring	86	19	54	73	12	46	58
4.	Draughtsman (Civil)	16	10	-	10	8	-	8
5.	Electrician	52	52	-	52	28	-	28
6.	Embroidery and Fancy Work	22	-	22	22	-	20	20
7.	Fitter	84	51	-	51	22	-	22
8.	Machinist	44	22	-	22	15	-	15
9.	Mechanic (General)	16	10	-	10	-	-	-
10.	Mechanic (Instrument)	32	32	-	32	15	-	15
11.	Mechanic (Motor)	47	40	-	40	36	-	36

Contd. from previous page

1	2	3	4	5	6	7	8	9
12.	Printing	17	15	-	15	15	-	15
13.	Surveyor	32	28	-	28	10	-	10
14.	Crafts Teachers' Training Course	22	-	10	10	-	3	3
15.	Turner	68	46	-	46	30	-	30
16.	Welder	12	4	-	4	5	-	5
17.	Wireman	50	74	-	74	43	-	43
18.	Krishi Vidya	50	92	-	92	46	-	46
19.	General Nurse Training	50	-	164	164	-	41	41
20.	Midwifery	29	-	55	55	-	44	44
21.	Music and Dance	115	33	26	59	-	-	-
• Total		1056	1308	447	1755	306	154	460

TABLE C

Sanctioned and Actual Strength of Staff of Technical and Vocational Education and Training Institutions

Sl. No.	Type of Institution	Teaching and Instructional Staff				Other Staff				Total Staff			
		Sanctioned	Actual			Sanctioned	Actual			Sanctioned	Actual		
			M	F	T		M	F	T		M	F	T
1	2	3	4	5	6	7	8	9	10	11	12	13	14
1.	Industrial Training Institute	32	31	-	31	21	20	-	20	53	51	-	51
2.	Junior Technical School	28	26	3	29	22	20	1	21	50	46	4	50
3.	Crafts and Handicrafts School	2	2	-	2	-	-	-	-	2	2	-	2
4.	Industrial and Technical School	14	7	5	12	16	10	4	14	30	17	9	26
5.	Agricultural School	5	5	-	5	4	4	-	4	9	9	-	9
6.	Nursing, A. N. M. and Health Visitors' School	5	2	3	5	5	3	2	5	10	5	5	10
7.	School for Music, Dance, Drama, etc.	2	2	-	2	-	-	-	-	2	2	-	2
Total		88	75	11	86	68	57	7	64	156	132	18	150

TABLE A

Distribution of Technical and Vocational Education and Training Institutions by Various Characteristics

Sl. No.	Type of Institution	Total No. of Institutions	Location		Character		Residential Facility			Management			Type of Course		
			Rural	Urban	Boys	Girls	CR	PR	WR	Public	Private Aided	Private Unaided	Full	Part	Both
1	2	3	4	5	6	7	8	9	10	11	12	13	14	15	16
1.	Polytechnic	1	-	1	1	-	-	-	1	1	-	-	-	-	1
2.	Industrial Training Institute	1	-	1	1	-	-	-	1	1	-	-	1	-	-
3.	Junior Technical School	2	-	2	2	-	1	-	1	2	-	-	2	-	-
4.	Industrial and Technical School	2	-	2	2	-	-	-	2	1	-	1	1	1	-
5.	Agricultural School	1	-	1	1	-	1	-	-	1	-	-	1	-	-
6.	Nursing, A.N.M. and Health Visitors' School	2	-	2	-	2	2	-	-	2	-	-	2	-	-
7.	School for Training in Co-operation	1	-	1	1	-	1	1	1	1	-	-	1	-	-
8.	School for Village Level Officials	2	-	2	2	-	2	-	1	2	-	-	2	-	-
9.	Fishery School	1	-	1	1	-	-	-	1	1	-	-	1	-	-
Total		13	-	13	11	2	5	1	7	12	-	1	11	1	1

TABLE B

Intake Capacity, Enrolment and Out-turn of Technical and Vocational Education and Training Institutions

Sl. No.	Course	Sanctioned Intake Capacity	Enrolment			Out-turn		
			Boys	Girls	Total	Boys	Girls	Total
1	2	3	4	5	6	7	8	9
1.	Diploma in Civil Engg.	40	120	-	120	5	-	5
2.	Diploma in Elect. Engg.	25	17	-	17	5	-	5
3.	Diploma in Mech. Engg.	40	119	-	119	6	-	6
4.	Certificate in Junior Technical School	100	297	-	297	-	-	-
5.	Cutting and Tailoring	20	-	-	-	-	-	-
6.	Electrician	72	34	-	34	20	-	20
7.	Fitter	52	54	-	54	10	-	10
8.	Machinist (Composite)	24	22	-	22	-	-	-
9.	Mechanic (Diesel)	16	18	-	18	14	-	14
10.	Mechanic (Electrical)	16	16	-	16	-	-	-
11.	Mechanic (General)	16	15	-	15	-	-	-
12.	Mechanic (Instrument)	16	15	-	15	7	-	7

107

Contd. on next page

Contd. from previous page

1	2	3	4	5	6	7	8	9
13.	Mechanic (Radio and Television)	16	6	-	6	-	-	-
14.	Mechanic (Rural Workshop)	16	5	-	5	-	-	-
15.	Radio Servicing	20	-	-	-	-	-	-
16.	Turner	68	67	-	67	17	-	17
17.	Welder	12	16	-	16	9	-	9
18.	Wireman	80	54	-	54	44	-	44
19.	Diploma in Agriculture	50	31	-	31	-	-	-
20.	Auxiliary Nurse Midwifery	30	-	60	60	-	27	27
21.	General Nurse Training	64	-	48	48	-	24	24
22.	Midwifery	11	-	18	18	-	17	17
23.	Secretary/Manager Training in Co-operation	40	-	-	-	-	-	-
24.	Job Course for Taluk Development Officers	30	-	-	-	-	-	-
25.	Job Course for Panchayat Officials	30	-	-	-	-	-	-
26.	Rural Artisan Training Course	20	19	-	19	19	-	19
27.	Upgraded Training for VLWs	40	38	-	38	38	-	38

28.	Fisherman Training	15	15	-	15	15	-	15
29.	Fisheries Processing Course	10	9	-	9	9	-	9
Total		989	987	126	1113	218	68	286

TABLE C

Sanctioned and Actual Strength of Staff of Technical and Vocational Education and Training Institutions

Sl. No.	Type of Institution	Teaching and Instructional Staff				Other Staff				Total Staff			
		Sanctioned	Actual		Total	Sanctioned	Actual		Total	Sanctioned	Actual		Total
			Male	Female			Male	Female			Male	Female	
1	2	3	4	5	6	7	8	9	10	11	12	13	14
1.	Polytechnic	30	18	1	19	71	58	1	59	101	76	2	78
2.	Industrial Training Institute	30	25	-	25	18	14	-	14	48	39	-	39
3.	Junior Technical School	20	20	-	20	21	18	2	20	41	38	2	40
4.	Industrial and Technical School	4	2	2	4	-	-	-	-	4	2	2	4
5.	Agricultural Schools	12	6	-	6	15	12	-	12	27	18	-	18
6.	Nursing, A.N.M. and Health Visitors' School	5	1	3	4	5	-	5	5	10	1	8	9
7.	School for Training in Co-operation	3	3	-	3	3	3	-	3	6	6	-	6
8.	School for Village Level Officials	15	10	-	10	41	38	-	38	56	48	-	48
9.	Fishery School	4	4	-	4	4	4	-	4	8	8	-	8
Total		123	89	6	95	178	147	8	155	301	236	14	250

TABLE A

Distribution of Technical and Vocational Education and Training Institutions by Various Characteristics

Sl. No.	Type of Institution	Total No. of Institutions	Location		Character		Residential Facility			Management			Type of Course		
			Rural	Urban	Boys	Girls	CR	PR	WR	Public	Private Aided	Private Unaided	Full	Part	Both
1	2	3	4	5	6	7	8	9	10	11	12	13	14	15	16
1.	Polytechnic	2	1	1	2	-	1	1	-	-	2	-	2	-	-
2.	Junior Technical School	8	4	4	8	-	1	1	6	2	5	1	4	-	4
3.	Crafts and Handicrafts School	2	1	1	1	1	-	-	2	1	-	1	2	-	-
4.	Industrial and Technical School	40	13	27	10	30	3	1	36	9	21	10	33	5	2
5.	Agricultural School	1	-	1	1	-	-	1	-	1	-	-	1	-	-
6.	Veterinary and Animal Husbandry School	1	-	1	1	-	1	-	-	1	-	-	1	-	-
7.	Nursing, A.N.M. and Health Visitors' School	5	-	5	-	5	4	1	-	1	2	2	4	-	1
8.	Pharmacy School	1	1	-	1	-	-	-	1	-	1	-	1	-	-
9.	School for Training in Co-operation	3	-	3	3	-	2	-	1	2	1	-	3	-	-
10.	School for Village Level Officials	2	1	1	2	-	-	1	1	2	-	-	2	-	-
11.	School for Drawing and Painting	1	1	-	1	-	-	1	-	1	-	-	1	-	-
Total		66	22	44	30	36	12	7	47	20	32	14	54	5	7

111

TABLE B

Intake Capacity, Enrolment and Out-turn of Technical and Vocational Education and Training Institutions

Sl. No.	Course	Sanctioned Intake Capacity	Enrolment			Out-turn		
			Boys	Girls	Total	Boys	Girls	Total
1	2	3	4	5	6	7	8	9
1.	Post Diploma in Chemical Process Engg.	50	18	-	18	-	-	-
2.	Diploma in Civil Engg.	90	238	-	238	26	-	26
3.	Diploma in Elect. Engg.	60	115	-	115	29	-	29
4.	Diploma in Mech. Engg.	60	165	-	165	71	-	71
5.	Diploma in Agro Industry Engg.	30	50	-	50	-	-	-
6.	Diploma in Chemical Engg.	40	113	1	114	36	-	36
7.	Certificate in Junior Technical School	553	1452	204	1656	132	21	153
8.	Cutting and Tailoring	757		718	718		582	582
9.	Draughtsman (Mech.)	22	43	-	43	21	-	21

10.	Dyeing and Printing	13	3	10	13	3	9	12
11.	Electrician	217	96	-	96	42	-	42
12.	Embroidery and Fancy Work	108	-	60	60	-	53	53
13.	Radio Servicing	56	41	-	41	1	-	1
14.	Turning and Fitting	15	30	-	30	12	-	12
15.	Welding-cum-Smithy	15	15	-	15	8	-	8
16.	Wireman	518	311	-	311	318	-	318
17.	Certificate Course in Agriculture	50	49	-	49	-	-	-
18.	Certificate in Livestock Inspectors	40	33	-	33	33	-	33
19.	Auxiliary Nurse Midwifery	35	-	28	28	-	20	20
20.	General Nurse Training	63	-	63	63	-	31	31
21.	Diploma in Pharmacy	60	108	-	108	66	-	66
22.	Basic Training in Co-operation for College Students	40	-	-	-	-	-	-
23.	Dairy Husbandry Secretary Co-operative Training	40	-	-	-	-	-	-
24.	Higher Diploma in Co- operation	60	67	-	67	63	-	63

113

Contd. on next page

Contd. from previous page

1	2	3	4	5	6	7	8	9
25.	Junior Basic Training in Co-operation	100	71	3	74	128	3	131
26.	Land Development and Banking Course	30	22	-	22	21	-	21
27.	Panchayat Sanchalak Sabha Training	16	9	7	16	-	-	-
28.	Upgraded Training for VLWs	40	38	-	38	-	-	-
29.	Drawing Teachers' Training	-	39	6	45	38	5	43
Total		3178	3126	1098	4224	1048	724	1772

TABLE C

Sanctioned and Actual Strength of Staff of Technical and Vocational Education and Training Institutions

Sl. No.	Type of Institution	Teaching and Instructional Staff						Other Staff			Total Staff		
		Sanctioned	Actual			Sanctioned	Actual			Sanctioned	Actual		
			Male	Female	Total		Male	Female	Total		Male	Female	Total
1.	2.	3.	4.	5.	6.	7.	8.	9.	10.	11.	12.	13.	14.
1.	Polytechnic	104	82	-	82	88	66	-	66	192	148	-	148
2.	Junior Technical School	62	51	3	54	44	35	-	35	106	86	3	89
3.	Crafts and Handicrafts School	2	1	1	2	-	-	-	-	2	1	1	2
4.	Industrial and Technical School	86	43	41	84	47	29	17	46	133	72	58	130
5.	Agricultural School	8	8	-	8	-	1	-	1	9	9	-	9
6.	Nursing, A.N.M. and Health Visitors' School	14	4	9	13	26	14	12	26	40	18	21	39
7.	School for Training in Co-operation	15	14	1	15	24	17	6	23	39	31	7	38
8.	School for Village Level Officials	6	4	1	5	21	20	-	20	27	24	1	25
9.	School for Drawing and Painting	2	2	-	2	2	2	-	2	4	4	-	4
Total		299	209	56	265	253	184	35	219	552	393	91	484

TABLE A

Distribution of Technical and Vocational Education and Training Institutions by Various Characteristics

Sl. No.	Type of Institution	Total No. of Institutions	Location		Character		Residential Facility			Management			Type of Course		
			Rural	Urban	Boys	Girls	CR	PR	WR	Public	Private Aided	Private Unaided	Full	Part	Both
1	2	3	4	5	6	7	8	9	10	11	12	13	14	15	16
1.	Polytechnic	1	1	-	1	-	1	-	-	-	1	-	1	-	-
2.	Industrial Training Institute	1	-	1	1	-	1	-	-	1	-	-	1	-	-
3.	Junior Technical School	1	-	1	1	-	-	-	1	1	-	-	1	-	-
4.	Industrial and Technical School	3	1	2	1	2	-	1	2	1	1	1	3	-	-
5.	Agricultural School	4	-	1	1	-	-	1	-	1	-	-	1	-	-
6.	Nursing, A.N.M. and Health Visitors' School	2	-	2	-	2	2	-	-	2	-	-	2	-	-
Total		9	2	7	5	4	4	2	3	6	2	1	9	-	-

TABLE B

Intake Capacity, Enrolment and Out-turn of Technical and Vocational Education and Training Institutions

Sl. No.	Course	Sanctioned Intake Capacity	Enrolment			Out-turn		
			Boys	Girls	Total	Boys	Girls	Total
1	2	3	4	5	6	7	8	9
1.	Diploma in Civil Engg.	40	110	-	110	3	-	3
2.	Diploma in Elect. Engg.	40	31	-	31	12	-	12
3.	Diploma in Mech. Engg.	40	39	-	39	23	-	23
4.	Certificate in Junior Technical School	45	101	-	101	13	-	13
5.	Cutting and Tailoring	50	-	20	20	-	17	17
6.	Draughtsman (Civil)	16	9	1	10	-	-	-
7.	Draughtsman (Mech.)	16	13	-	13	9	-	9
8.	Electrician	32	33	-	33	19	-	19
9.	Fitter	32	27	-	27	10	-	10
10.	Mechanic (General)	16	14	-	14	-	-	-

117

Contd. on next page

Contd. from previous page

1	2	3	4	5	6	7	8	9
11.	Mechanic (Motor)	52	44	-	44	43	-	43
12.	Plumber	16	7	-	7	-	-	-
13.	Repair of Electrical Appliances	20	10	-	10	5	-	5
14.	Turner	24	25	-	25	10	-	10
15.	Turner and Fitter	20	8	-	8	3	-	3
16.	Welder	24	7	-	7	-	-	-
17.	Welding-cum-Smithy	20	9	-	9	1	-	1
18.	Diploma in Agriculture	20	16	-	16	8	-	8
19.	Auxiliary Nurse Midwifery	62	-	65	65	-	36	36
Total		585	503	86	589	159	53	212

TABLE C

Sanctioned and Actual Strength of Staff of Technical and Vocational
Education and Training Institutions

Sl. No.	Type of Institution	Teaching and In- structional Staff				Other Staff				Total Staff			
		Sanc- tioned	Actual			Sanc- tioned	Actual			Sanc- tioned	Actual		
			M	F	T		M	F	T		M	F	T
1	2	3	4	5	6	7	8	9	10	11	12	13	14
1.	Polytechnic	30	24	-	24	45	35	-	35	75	59	-	59
2.	Industrial Training Institute	21	18	-	18	22	15	1	16	43	33	1	34
3.	Junior Technical School	9	9	-	9	11	10	-	10	20	19	-	19
4.	Industrial and Technical School	11	6	3	9	6	5	1	6	17	11	4	15
5.	Agricultural School	4	3	-	3	10	10	-	10	14	13	-	13
6.	Nursing, A.N.M. Health Visitors' School	3	-	3	3	2	-	2	2	5	-	5	5
Total		78	60	6	66	96	75	4	79	174	135	10	145

TABLE A

Distribution of Technical and Vocational Education and Training Institutions by Various Characteristics

Sl. No.	Type of Institution	Total No. of Institutions	Location		Character		Residential Facility			Management			Type of Course		
			Rural	Urban	Boys	Girls	CR	PR	WR	Public	Private Aided	Private Unaided	Full	Part	Both
1	2	3	4	5	6	7	8	9	10	11	12	13	14	15	16
1.	Polytechnic	1	-	1	1	-	-	1	-	1	-	-	1	-	-
2.	Industrial Training Institute	1	-	1	1	-	-	-	1	1	-	-	1	-	-
3.	Junior Technical School	3	-	3	3	-	-	1	2	2	1	-	-	-	3
4.	Industrial and Technical School	9	-	9	2	7	-	1	8	5	3	-	9	-	-
5.	Agricultural School	1	1	-	1	-	1	-	-	1	-	-	1	-	-
6.	Nursing, A.N.M. and Health Visitors' School	3	-	3	-	3	3	-	-	3	-	-	3	-	-
7.	School for Training in Co-operation	2	-	2	2	-	-	1	1	2	-	-	2	-	-
Total		20	1	19	10	10	4	4	12	16	4	-	17	-	3

TABLE B

Intake Capacity, Enrolment and Out-turn of Technical and Vocational Education and Training Institutions

Sl. No.	Course	Sanctioned Intake Capacity	Enrolment			Out-turn		
			Boys	Girls	Total	Boys	Girls	Total
1	2	3	4	5	6	7	8	9
1.	Diploma in Civil Engg.	40	159	-	159	11	-	11
2.	Diploma in Elect. Engg.	30	60	-	60	9	-	9
3.	Diploma in Mech. Engg.	30	56	-	56	8	-	8
4.	Diploma in Construction and Structural Engg.	15	8	-	8	-	-	-
5.	Carpenter	15	14	-	14	-	-	-
6.	Certificate in Junior Technical School	208	462	-	462	166	-	166
7.	Cutting and Tailoring	330	15	278	293	13	225	238
8.	Draughtsman	20	31	-	31	4	-	4
9.	Electrician	62	44	-	44	20	-	20
10.	Embroidery and Fancy Work	88	-	62	62	-	48	48
11.	Fitter	42	42	-	42	18	-	18
12.	Masonry	15	15	-	15	-	-	-
13.	Machinist (Composite)	24	27	-	27	11	-	11

Contd. on next page

Contd. from previous page

1	2	3	4	5	6	7	8	9
14.	Mechanic (Farm Course)	15	16	-	16	16	-	16
15.	Mechanic (Instrument)	32	32	-	32	-	-	-
16.	Mechanic (Motor)	32	30	-	30	35	-	35
17.	Mechanic (Rural Workshop)	16	13	-	13	-	-	-
18.	Moulder	16	-	-	-	9	-	9
19.	Turner	34	33	-	33	14	-	14
20.	Turner and Fitter	15	12	-	12	-	-	-
21.	Welder	12	8	-	8	6	-	6
22.	Wireman	100	87	-	87	99	-	99
23.	Diploma in Agriculture	20	29	-	29	34	-	34
24.	Auxiliary Nurse Midwifery	35	-	39	39	-	16	16
25.	General Nurse Training	30	-	24	24	-	14	14
26.	Dairy Husbandry Secretary Training in Co-operation	40	70	-	70	49	-	49
27.	Junior Basic Training in Co-operation	100	87	-	87	138	-	138
28.	Secretary/Manager Training in Co-operation	40	92	5	97	82	5	87
29.	Diploma in Commercial Practice	15	34	-	34	-	-	-
Total		1471	1476	408	1884	742	308	1050

TABLE C

Sanctioned and Actual Strength of Staff of Technical and Vocational
Education and Training Institutions

Sl. No.	Type of Institution	Teaching and In- structional Staff				Other Staff				Total Staff			
		Sanc- tioned	Actual			Sanc- tioned	Actual			Sanc- tioned	Actual		
			M	F	T		M	F	T		M	F	T
1	2	3	4	5	6	7	8	9	10	11	12	13	14
1.	Polytechnic	55	45	1	46	57	53	-	53	112	98	1	99
2.	Industrial Training Institute	26	23	-	23	21	16	-	16	47	39	-	39
3.	Junior Technical School	40	37	-	37	37	34	-	34	77	71	-	71
4.	Industrial and Technical School	24	8	15	23	10	6	4	10	34	14	19	33
5.	Agricultural School	3	3	-	3	5	5	-	5	8	8	-	8
6.	Nursing, A. N. M. and Health Visitors' School	4	-	3	3	9	1	8	9	13	1	1	12
7.	School for Training in Co-operation	4	4	-	4	5	5	-	5	9	9	-	9
Total		156	120	19	139	144	120	12	132	300	240	31	271

TABLE A

Distribution of Technical and Vocational Education and Training Institutions by Various Characteristics

Sl. No.	Type of Institution	Total No. of Institutions	Location		Character		Residential Facility			Management			Type of Course		
			Rural	Urban	Boys	Girls	CR	PR	WR	Public	Private Aided	Private Unaided	Full	Part	Both
1	2	3	4	5	6	7	8	9	10	11	12	13	14	15	16
1.	Polytechnic	1	-	1	1	-	-	-	1	1	-	-	-	-	1
2.	Industrial Training Institute	2	-	2	2	-	-	1	1	2	-	-	2	-	-
3.	Junior Technical School	2	-	2	2	-	-	-	2	2	-	-	1	-	1
4.	Industrial and Technical School	6	-	6	1	5	2	-	4	4	2	-	4	2	-
5.	Agricultural School	2	1	1	2	-	1	-	1	2	-	-	2	-	-
6.	Nursing, A.N.M. and Health Visitors' School	3	-	3	-	3	3	-	-	3	-	-	3	-	-
Total		16	1	15	8	8	6	1	9	14	2	-	12	2	2

TABLE B

Intake Capacity, Enrolment and Out-turn of Technical and Vocational Education and Training Institutions

Sl. No.	Course	Sanctioned Intake Capacity	Enrolment			Out-turn		
			Boys	Girls	Total	Boys	Girls	Total
1	2	3	4	5	6	7	8	9
1.	Diploma in Civil Engg.	60	131	-	131	8	-	8
2.	Diploma in Elect. Engg.	25	50	-	50	12	-	12
3.	Diploma in Mech. Engg.	45	54	-	54	17	-	17
4.	Certificate in Junior Technical School	190	399	-	399	2	-	2
5.	Cutting and Tailoring	102	-	75	75	-	57	57
6.	Draughtsman (Civil)	16	16	-	16	14	-	14
7.	Draughtsman (Mech.)	16	16	-	16	4	-	4
8.	Electrician	84	63	-	63	17	-	17
9.	Embroidery and Fancy Work	20	-	15	15	-	15	15
10.	Fitter	64	64	-	64	32	-	32
11.	Masonry	20	15	-	15	13	-	13
12.	Mechanic (Elect.)	16	16	-	16	-	-	-

125

Contd. on next page

Contd. from previous page

1	2	3	4	5	6	7	8	9
13.	Mechanic (Instrument)	16	16	-	16	13	-	13
14.	Mechanic (Motor)	20	25	-	25	19	-	19
15.	Mechanic (Rural Work- shop)	16	16	-	16	-	-	-
16.	Moulder	32	32	-	32	23	-	23
17.	Turner	60	60	-	60	22	-	22
18.	Welder	48	48	-	48	39	-	39
19.	Wireman	64	170	-	170	108	-	108
20.	Certificate in Agriculture	30	120	-	120	45	-	45
21.	Auxiliary Nurse Midwifery	30	-	12	12	-	6	6
22.	General Nurse Training	15	-	21	21	-	-	-
Total		989	1311	123	1434	388	78	466

TABLE C

Sanctioned and Actual Strength of Staff of Technical and Vocational Education and Training Institutions

Sl. No.	Type of Institution	Teaching and Instructional Staff				Other Staff				Total Staff			
		Sanctioned	Actual			Sanctioned	Actual			Sanctioned	Actual		
			M	F	T		M	F	T		M	F	T
1	2	3	4	5	6	7	8	9	10	11	12	13	14
1.	Polytechnic	31	30	-	30	67	59	-	59	98	89	-	89
2.	Industrial Training Institute	32	32	-	32	27	25	-	25	59	57	-	57
3.	Junior Technical School	23	23	-	23	25	23	1	24	48	46	1	47
4.	Industrial and Technical School	12	4	7	11	4	2	2	4	16	6	9	15
5.	Agricultural School	8	6	-	6	12	10	-	10	20	16	-	16
6.	Nursing, A.N.M. and Health Visitors' School	4	-	4	4	7	1	6	7	11	1	10	11
Total		110	95	11	106	142	120	9	129	252	215	20	235

TABLE A

Distribution of Technical and Vocational Education and Training Institutions by Various Characteristics.

Sl. No.	Type of Institution	Total No. of Institutions	Location		Character		Residential Facility			Management			Type of Course		
			Rural	Urban	Boys	Girls	CR	PR	WR	Public	Private Aided	Private Aided	Full	Part	Both
1	2	3	4	5	6	7	8	9	10	11	12	13	14	15	16
1.	Polytechnic	3	-	3	3	-	-	3	-	3	-	-	1	-	2
2.	Industrial Training Institute	2	-	2	2	-	-	2	-	2	-	-	1	-	1
3.	Junior Technical School	4	-	4	4	-	-	-	4	3	1	-	3	-	1
4.	Industrial and Technical School	7	1	6	-	7	1	1	5	2	5	-	6	-	1
5.	Nursing, A.N.M. and Health Visitors' School	4	-	4	-	4	3	1	-	4	-	-	4	-	0
6.	School for Drawing and Painting	1	-	1	1	-	-	-	1	1	-	-	1	-	-
7.	Special School	1	-	1	1	-	1	-	-	1	-	-	-	-	-
Total		22	1	21	11	11	5	7	10	16	6	-	17	-	5

TABLE B

Intake Capacity, Enrolment and Out-turn of Technical and Vocational Education and Training Institutions

Sl. No.	Course	Sanctioned Intake Capacity	Enrolment			Out-turn		
			Boys	Girls	Total	Boys	Girls	Total
1	2	3	4	5	6	7	8	9
1.	Post Diploma in Instrumentation and Control Engg.	20	16	-	16	17	-	17
2.	Post Diploma in Television Engg.	20	14	-	14	15	1	16
3.	Post Diploma in Tele-Communication	15	4	-	4	4	-	4
4.	Diploma in Civil Engg.	95	158	-	158	7	-	7
5.	Diploma in Elect. Engg.	75	81	-	81	18	-	18
6.	Diploma in Mech. Engg.	75	87	-	87	26	-	26
7.	Diploma in Ceramic Engg.	20	27	-	27	-	-	-
8.	Diploma in Electronic and Radio Engg.	30	89	-	89	-	-	-
9.	Diploma in Electronic and Sound Engg.	20	49	-	49	-	-	-

Contd. from previous page

1	2	3	4	5	6	7	8	9
10.	Diploma in Tool Engg.	15	13	-	13	-	-	-
11.	Carpenter	-	15	-	15	-	-	-
12.	Certificate in Junior Technical School	170	833	-	833	74	-	74
13.	Cine Projection	30	18	-	18	26	-	26
14.	Cutting and Tailoring	152	15	228	243	-	117	117
15.	Draughtsman (Civil)	16	13	-	13	8	-	8
16.	Draughtsman (Mech.)	16	7	-	7	-	-	-
17.	Electrician	114	80	-	80	33	-	33
18.	Embroidery and Fancy Work	82	-	123	123	-	34	34
19.	Fitter	68	56	-	56	7	-	7
20.	Handicraft Course	-	-	200	200	-	-	-
21.	Handloom Weaving	-	12	-	12	-	-	-
22.	Machinist (Composite)	48	42	-	42	3	-	3
23.	Mechanic (Diesel)	16	18	-	18	8	-	8
24.	Mechanic (Electrical)	16	8	-	8	1	-	1
25.	Mechanic (General)	32	14	-	14	-	-	-
26.	Mechanic (Instrument)	16	9	-	9	-	-	-
27.	Mechanic (Radio and Television)	16	5	-	5	-	-	-

28.	Mechanic (Rural Workshop)	16	-	-	-	-	-	-
29.	Radio Servicing	60	50	-	50	32	-	32
30.	Turner	92	95	-	95	22	-	22
31.	Turner and Fitter	-	17	-	17	-	-	-
32.	Welder	24	10	-	10	7	-	7
33.	Wireman	50	47	-	47	22	-	22
34.	Wireman Apprenticeship	40	35	-	35	63	-	63
35.	Wireless Telegraphy	30	16	-	16	17	-	17
36.	Auxiliary Nurse Midwifery	38	-	35	35	-	25	25
37.	General Nurse Training	60	-	55	55	-	8	8
38.	Health Visitors' Training	100	-	121	121	-	81	81
39.	Midwifery	15	-	13	13	-	14	14
40.	Hospital Ward Assistant Training	15	4	-	4	3	-	3
41.	Diploma in Commercial Practice	-	14	-	14	2	-	2
42.	Diploma in Drawing	-	3	-	3	-	-	-
43.	Advance Art	-	3	-	3	1	-	1
44.	Advance Painting	-	1	-	1	1	-	1

131

Contd. on next page

Contd. from previous page

1	2	3	4	5	6	7	8	9
45.	Drawing Teachers' Training	-	2	-	2	1	-	1
46.	Elementary Grade	-	8	7	15	5	7	12
47.	Intermediate Grade	-	31	16	47	22	14	36
48.	Intermediate Painting	-	1	1	2	1	1	2
49.	Painting	-	12	7	19	4	4	8
50.	Senior School Leaving Certificate (Arts)	-	8	1	9	6	1	7
Total		1717	2040	807	2847	456	307	763

TABLE C

Sanctioned and Actual Strength of Staff of Technical and Vocational
Education and Training Institutions

Sl. No.	Type of Institution	Teaching and In- structional Staff				Other Staff				Total Staff			
		Sanc- tioned	Actual			Sanc- tioned	Actual			Sanc- tioned	Actual		
			M	F	T		M	F	T		M	F	T
1	2	3	4	5	6	7	8	9	10	11	12	13	14
1.	Polytechnic	102	71	-	71	101	84	2	86	203	155	2	157
2.	Industrial Training Institute	46	40	-	40	33	27	1	28	79	67	1	68
3.	Junior Technical School	38	37	-	37	441	37	2	39	79	74	2	76
4.	Industrial and Technical School	17	5	12	17	12	7	5	12	29	12	17	29
5.	Nursing, A.N.M. and Health Visi- tors' School	17	2	14	16	27	13	14	27	44	15	28	43
6.	School for Drawing and Painting	2	-	-	-	2	-	-	-	4	-	-	-
7.	Special School	10	6	-	6	13	11	1	12	23	17	1	18
Total		232	161	26	187	229	179	25	204	461	340	51	391

TABLE A

Distribution of Technical and Vocational Education and Training Institutions by Various Characteristics

Sl. No.	Type of Institution	Total No. of Institutions	Location		Character		Residential Facility			Management			Type of Course		
			Rural	Urban	Boys	Girls	CR	PR	WR	Public	Private Aided	Private Unaided	Full	Part	Both
1	2	3	4	5	6	7	8	9	10	11	12	13	14	15	16
1.	Industrial Training Institute	1	-	1	1	-	-	-	1	1	-	-	1	-	-
2.	Junior Technical School	11	-	1	1	-	-	-	1	1	-	-	-	1	-
3.	Industrial and Technical School	7	2	5	2	5	1	-	6	6	1	-	5	1	1
4.	Agricultural School	1	-	1	1	-	-	-	1	1	-	-	1	-	-
5.	Nursing, A.N.M. and Health Visitors' School	1	-	1	-	1	1	-	-	1	-	-	1	-	-
6.	Commercial Training School	1	-	1	1	-	-	-	1	1	-	-	-	1	-
Total		12	2	10	6	6	2	-	10	11	1	-	8	3	1

TABLE B

Intake Capacity, Enrolment and Out-turn of Technical and Vocational
Education and Training Institutions

Sl. No.	Course	Sanctioned Intake Capacity	Enrolment			Out-turn		
			Boys	Girls	Total	Boys	Girls	Total
1	2	3	4	5	6	7	8	9
1.	Carpenter	20	14	-	14	13	-	13
2.	Certificate in Junior Technical School	28	30	20	50	27	16	43
3.	Cutting and Tailoring	94	-	84	84	-	56	56
4.	Electrician	48	47	-	47	16	-	16
5.	Embroidery and Fancy Work	-	-	35	35	-	-	-
6.	Fitter	32	25	-	25	16	-	16
7.	Machinist (Composite)	24	21	-	21	10	-	10
8.	Mechanic (Diesel)	16	16	-	16	17	-	17
9.	Mechanic (Electrical)	16	11	-	11	-	-	-

135

Contd. on next page

Contd. from previous page

1	2	3	4	5	6	7	8	9
10.	Mechanic (General)	16	12	-	12	-	-	-
11.	Mechanic (Motor)	20	19	-	19	17	-	17
12.	Mechanic (Rural Workshop)	16	13	-	13	6	-	6
13.	Pattern Maker	16	10	-	10	8	-	8
14.	Turner	48	42	-	42	10	-	10
15.	Turner and Fitter	20	14	-	14	9	-	9
16.	Welder	24	23	-	23	24	-	24
17.	Wireman	68	62	-	62	78	-	78
18.	Diploma in Agriculture	25	50	-	50	25	-	25
19.	Auxiliary Nurse Midwifery	15	-	18	18	-	12	12
20.	Government Certificate in Technical and Commercial	28	30	20	50	27	16	43
Total		574	439	177	616	303	100	403

TABLE C

Sanctioned and Actual Strength of Staff of Technical and Vocational Education and Training Institutions

Sl. No.	Type of Institution	Teaching and Instructional Staff				Other Staff				Total Staff			
		Sanctioned	Actual			Sanctioned	Actual			Sanctioned	Actual		
			M	F	T		M	F	T		M	F	T
1	2	3	4	5	6	7	8	9	10	11	12	13	14
1.	Industrial Training Institute	24	24	-	24	17	15	-	15	41	39	-	39
2.	Junior Technical School	14	13	-	13	14	14	-	14	28	27	-	27
3.	Industrial and Technical School	13	7	6	13	10	5	5	10	23	12	11	23
4.	Agricultural School	6	5	-	5	3	3	-	3	9	8	-	8
5.	Nursing, A. N. M. and Health Visitors' School	1	-	1	1	5	-	5	5	6	-	6	6
6.	Commercial Training School	14	12	-	12	15	15	-	15	27	27	-	27
Total		72	61	7	68	64	52	10	62	136	113	17	130

137

TABLE A

Distribution of Technical and Vocational Education and Training Institutions by Various Characteristics

Sl. No.	Type of Institution	Total No. of Institutions	Location		Character		Residential Facility			Management			Type of Course		
			Rural	Urban	Boys	Girls	CR	PR	WR	Public	Private Aided	Private Unaided	Full	Part	Both
1	2	3	*4	5	6	7	8	9	10	11	12	13	14	15	16
1.	Polytechnic	2	-	2	1	1	1	-	1	2	-	-	1	-	1
2.	Industrial Training Institute	1	-	1	1	-	-	-	1	1	-	-	-	-	1
3.	Junior Technical School	4	2	2	4	-	-	1	3	4	-	-	2	-	2
4.	Industrial and Technical School	13	5	8	5	8	2	2	9	7	3	3	13	-	-
5.	Forestry School	1	1	-	1	-	1	-	-	1	-	-	1	-	-
6.	Nursing, A.N.M. and Health Visitors' School	5	1	4	-	5	2	3	-	2	3	-	5	-	-
7.	Other Para-Medical School	1	-	1	-	1	-	-	1	1	-	-	1	-	-
8.	School for Training in Co-operation	1	-	1	1	-	-	1	-	1	-	-	1	-	-
9.	School for Village Level Officials	1	-	1	1	-	-	-	1	1	-	-	1	-	-
10.	Fishery School	1	1	-	1	-	-	-	1	1	-	-	1	-	-
Total		30	10	20	15	15	6	7	17	21	6	3	26	-	4

TABLE B

Intake Capacity, Enrolment and Out-turn of Technical and Vocational Education and Training Institutions

Sl. No.	Course	Sanctioned Intake Capacity	Enrolment			Out-turn		
			Boys	Girls	Total	Boys	Girls	Total
1	2	3	4	5	6	7	8	9
1.	Post Diploma in Production Engg.	20	-	-	-	-	-	-
2.	Diploma in Civil Engg.	70	147	-	147	16	-	16
3.	Diploma in Elect. Engg.	70	112	-	112	24	-	24
4.	Diploma in Mech. Engg.	70	159	-	159	26	-	26
5.	Diploma in Architectural Assistantship	30	-	39	39	-	-	-
6.	Diploma in Auto Engg.	35	101	-	101	25	-	-
7.	Diploma in Commercial Art	30	-	31	31	-	-	-
8.	Diploma in Electronic and Radio Engg.	30	-	2	2	-	-	-
9.	Diploma in Radio Technology		-	6	6	-	-	-

139

Contd. on next page

Contd. from previous page

1	2	3	4	5	6	7	8	9
10.	Certificate in Junior Technical School	342	973	180	1153	53	-	53
11.	Cutting and Tailoring	524	46	510	556	31	351	382
12.	Draughtsman (Civil)	16	13	-	13	8	-	8
13.	Draughtsman (Mech.)	32	34	-	34	-	-	-
14.	Electrician	84	100	-	100	49	-	49
15.	Embroidery and Fancy Work	152	-	95	95	-	85	85
16.	Fitter	96	88	-	88	38	-	38
17.	Fruit and Vegetable Preservation	16	-	-	-	-	-	-
18.	Machinist (Composite)	24	25	-	25	8	-	8
19.	Machinist (Grinder)	12	7	-	7	-	-	-
20.	Machinist (Shaper, Slotter and Planner)	24	-	-	-	2	-	2
21.	Man-made Fibre and Fabrics	30	34	-	34	4	-	4
22.	Mechanic (Diesel)	32	35	-	35	26	-	26
23.	Mechanic (Electrical)	16	8	-	8	9	-	9
24.	Mechanic (General)	16	5	-	5	4	-	4

25.	Mechanic (Maintenance)	16	8	-	8	-	-	-
26.	Mechanic (Motor)	72	75	-	75	63	-	63
27.	Mechanic (Radio and Television)	16	9	-	9	-	-	-
28.	Mechanic (Rural Workshop)	16	9	-	9	-	-	-
29.	Metallurgical Engg.	15	24	-	24	-	-	-
30.	Plumber	16	-	-	-	-	-	-
31.	Radio Servicing	15	-	7	7	-	3	3
32.	Surveyor	16	19	-	19	-	-	-
33.	Technical Training Course (Needle Craft)	44	-	34	34	-	29	29
34.	Turner	72	72	-	72	24	-	24
35.	Welder	24	29	-	29	14	-	14
36.	Wet Processing	30	62	-	62	-	-	-
37.	Wireman	164	111	-	111	99	-	99
38.	Forest Training Course	60	55	-	55	46	-	46
39.	Forest Guards' Training	60	36	-	36	34	-	34
40.	Auxiliary Nurse Midwifery	105	-	50	50	-	26	26
41.	Integrated Midwifery and Health Visitors' Training	75	-	62	62	-	-	-

141

Contd. on next page

Contd. from previous page.

1	2	3	4	5	6	7	8	9
42.	Hospital Assistant Course	15	8	-	8	6	-	6
43.	Junior Basic Training in Co-operation	100	93	-	93	143	1	144
44.	Diploma in Commercial Practice	30	-	92	92	-	-	-
45.	Integrated Course for VLWs	40	80	-	80	-	-	-
46.	Pre-Service Course for VLWs	40	13	-	13	13	-	13
47.	Upgraded Course for In-service VLWs	40	40	-	40	40	-	40
48.	Training in Inland Fisheries Operation	30	30	-	30	-	-	-
Total		2882	2660	1108	3768	805	495	1300

TABLE C

Sanctioned and Actual Strength of Staff of Technical and Vocational Education and Training Institutions

Sl. No.	Type of Institution	Teaching and Instructional Staff				Other Staff				Total Staff			
		Sanctioned	Actual		Total	Sanctioned	Actual		Total	Sanctioned	Actual		Total
			Male	Female			Male	Female			Male	Female	
1	2	3	4	5	6	7	8	9	10	11	12	13	14
1.	Polytechnic	158	101	6	107	164	127	12	139	322	228	18	246
2.	Industrial Training Institute	57	47	-	47	29	26	1	27	86	73	1	74
3.	Junior Technical School	30	26	-	26	22	21	1	22	52	47	1	48
4.	Industrial and Technical School	41	17	23	40	23	14	9	23	64	31	32	63
5.	Forestry School	3	3	-	3	11	11	-	11	14	14	-	14
6.	Nursing, A.N.M. and Health Visitors' School	9	-	9	9	25	8	14	22	34	8	23	31
7.	Other Para-Medical School	1	-	-	-	2	-	-	-	3	-	-	-
8.	School for Training in Co-operation	4	4	-	4	6	6	-	6	10	10	-	10
9.	School for Village Level Officials	17	16	1	17	19	15	1	16	36	31	2	33
10.	Fishery School	3	1	-	1	3	3	-	3	6	4	-	4
Total		323	215	39	254	304	231	38	269	627	446	77	523

TABLE A

Distribution of Technical and Vocational Education and Training Institutions by Various Characteristics

Sl. No.	Type of Institution	Total No. of Institutions	Location		Charatter		Residential Facility			Management			Type of Course		
			Rural	Urban	Boys	Girls	CR	PR	WR	Public	Private Aided	Private Unaided	Full	Part	Both
1	2	3	4	5	6	7	8	9	10	11	12	13	14	15	16
1.	Industrial Training Institute	1	-	1	1	-	-	1	-	1	-	-	1	-	-
2.	Junior Technical School	2	-	2	2	-	-	-	2	2	-	-	2	-	-
3.	Crafts and Handicrafts School	1	-	1	-	1	-	-	1	-	1	-	1	-	-
4.	Industrial and Technical School	4	1	3	-	4	-	-	4	1	3	-	-	-	4
5.	Agricultural School	1	1	-	1	-	1	-	-	-	-	1	1	-	-
6.	Nursing, A.N.M. and Health Visitors' School	1	-	1	1	-	1	-	-	1	-	-	1	-	-
Total		10	2	8	5	5	2	1	7	5	4	1	6	-	4

TABLE B

Intake Capacity, Enrolment and Out-turn of Technical and Vocational Education and Training Institutions

Sl. No.	Course	Sanctioned Intake Capacity	Enrolment			Out-turn		
			Boys	Girls	Total	Boys	Girls	Total
1	2	3	4	5	6	7	8	9
1.	Certificate in Junior Technical School	140	275	-	275	6	-	6
2.	Cutting and Tailoring	66	-	130	130	-	88	88
3.	Electrician	32	34	-	34	18	-	18
4.	Embroidery and Fancy Work	140	-	174	174	-	81	81
5.	Fitter	32	21	-	21	6	-	6
6.	Machinist (Composite)	24	21	-	21	10	-	10
7.	Mechanic (Diesel)	16	15	-	15	11	-	11
8.	Mechanic (Electrical)	16	-	-	-	-	-	-
9.	Mechanic (General)	16	17	-	17	-	-	-
10.	Mechanic (Motor)	32	34	-	34	26	-	26
11.	Turner	48	44	-	44	16	-	16
12.	Welder	12	8	-	8	5	-	5
13.	Wireman	32	27	-	27	8	-	8
14.	Certificate in Agriculture	40	56	-	56	12	-	12
15.	Auxiliary Nurse Midwifery	15	-	14	14	-	-	-
Total		661	552	318	870	118	169	287

TABLE C

Sanctioned and Actual Strength of Staff of Technical and Vocational Education and Training Institutions

Sl. No.	Type of Institution	Teaching and In- structional Staff				Other Staff				Total Staff			
		Sanc- tioned	Actual			Sanc- tioned	Actual			Sanc- tioned	Actual		
			M	F	T		M	F	T		M	F	T
1	2	3	4	5	6	7	8	9	10	11	12	13	14
1.	Industrial Training Institute	26	23	-	23	15	13	1	14	41	36	1	37
2.	Junior Technical School	19	19	-	19	22	21	-	21	41	40	-	40
3.	Industrial and Technical School	5	-	5	5	3	1	2	3	8	1	7	8
4.	Agricultural School	6	6	-	6	6	5	-	5	12	11	-	11
Total		56	48	5	53	46	40	3	43	102	88	8	96

M - Male. F - Female. T - Total.

TABLE A

Distribution of Technical and Vocational Education and Training Institutions by Various Characteristics

Sl. No.	Type of Institution	Total No. of Institutions	Location		Character		Residential Facility			Management		Type of Course			
			Rural	Urban	Boys	Girls	CR	PR	WR	Public	Private Aided	Private Unaided	Full	Part	Both
1	2	3	4	5	6	7	8	9	10	11	12	13	14	15	16
1.	Industrial Training Institute	2	2	-	2	-	-	2	-	2	-	-	2	-	-
2.	Nursing, A.N.M. and Health Visitors' School	1	-	1	-	1	-	-	1	1	-	-	1	-	-
Total		3	2	1	2	1	-	2	1	3	-	-	3	-	-

147

TABLE B

Intake Capacity, Enrolment and Out-turn of Technical and Vocational Education and Training Institutions

Sl. No.	Course	Sanctioned Intake Capacity	Enrolment			Out-turn		
			Boys	Girls	Total	Boys	Girls	Total
1	2	3	4	5	6	7	8	9
1.	Carpenter	15	14	14	14	14	-	14
2.	Auxiliary Nurse Midwifery	15	-	15	15	-	-	-
Total		30	14	15	29	14	-	14

TABLE C

Sanctioned and Actual Strength of Staff of Technical and Vocational Education and Training Institutions

Sl. No.	Type of Institution	Teaching and Instructional Staff				Other Staff				Total Staff			
		Sanctioned	Actual			Sanctioned	Actual			Sanctioned	Actual		
			M	F	T		M	F	T		M	F	T
1	2	3	4	5	6	7	8	9	10	11	12	13	14
1.	Industrial Training Institute	10	9	1	10	3	2	1	3	13	11	2	13
2.	Nursing, A. N. M. and Health Visitors' School	1	-	1	1	5	-	5	5	6	-	6	6
	Total	11	9	2	11	8	2	6	8	19	11	8	19

M - Male. F - Female. T - Total.

TABLE A

Distribution of Technical and Vocational Education and Training Institutions by Various Characteristics

Sl. No.	Type of Institution	Total No. of Institutions	Location		Character		Residential Facility			Management			Type of Course		
			Rural	Urban	Boys	Girls	CR	PR	WR	Public	Private Aided	Private Unaided	Full	Part	Both
1	2	3	4	5	6	7	8	9	10	11	12	13	14	15	16
1.	Polytechnic	2	-	2	2	-	2	-	-	2	-	-	1	-	1
2.	Industrial Training Institute	1	-	1	1	-	-	-	1	1	-	-	-	-	1
3.	Junior Technical School	1	-	1	1	-	-	-	1	1	-	-	1	-	-
4.	Crafts and Handicrafts School	8	3	5	2	6	1	2	5	7	1	-	5	3	-
5.	Industrial and Technical School	20	2	18	8	12	-	2	18	8	6	6	13	4	3
6.	Agri Cultural School	4	3	1	4	-	1	-	3	4	-	-	4	-	-
7.	Forestry School	1	1	-	1	-	-	-	1	1	-	-	1	-	-
8.	Nursing, A.N.M. and Health Visitors' School	3	-	3	-	3	2	1	-	3	-	-	3	-	-
9.	School for Village Level Officials	1	-	1	1	-	1	-	-	1	-	-	1	-	-
0.	Special School	1	-	1	1	-	1	-	-	1	-	-	1	-	-
Total		42	9	33	21	21	8	5	29	29	7	6	30	7	5

TABLE B

Intake Capacity, Enrolment and Out-turn of Technical and Vocational Education and Training Institutions

Sl. No.	Course	Sanctioned Intake Capacity	Enrolment			Out-turn		
			Boys	Girls	Total	Boys	Girls	Total
1	2	3	4	5	6	7	8	9
1.	Post Diploma in Refrigeration and Airconditioning	5	8	-	8	8	-	8
2.	Diploma in Civil Engg.	125	284	1	285	-	-	-
3.	Diploma in Elect. Engg.	130	302	-	302	-	-	-
4.	Diploma in Mech. Engg.	160	317	-	317	-	-	-
5.	Diploma in Fertilizer	15	45	-	45	-	-	-
6.	Diploma in Oil and Gas	15	45	-	45	-	-	-
7.	Diploma in Plastic Goods	15	45	-	45	-	-	-
8.	Diploma in Textile Chemistry	30	171	-	171	92	-	92
9.	Diploma in Textile Technology	30	95	-	95	20	-	20
10.	Carpenter	37	20	-	20	22	-	22
11.	Certificate in Junior Technical School	152	461	-	461	51	-	51

12.	Manufacturing of Chemical Products	-	500	210	710	500	210	710
13.	Cosmetic Manufacturer	10	22	2	24	22	2	24
14.	Cutting and Tailoring	969	135	1155	1290	57	453	510
15.	Draughtsman (Civil)	32	33	-	33	-	-	-
16.	Draughtsman (Mech.)	32	29	-	29	9	-	9
17.	Electrician	150	131	-	131	55	-	55
18.	Electroplating	16	29	-	29	15	-	15
19.	Embroidery and Fancy Work	212	-	175	175	4	34	38
20.	Fitter	132	129	-	129	81	-	81
21.	Foremanship and Supervision	33	41	-	41	-	-	-
22.	Gardening and Soil Work	-	-	215	215	-	215	215
23.	Glass Manufacturing	8	17	-	17	10	-	10
24.	Hand Composition and Proof Reading	16	-	-	-	-	-	-
25.	Leather Works	12	23	-	23	13	-	13
26.	Machinist	20	5	-	5	-	-	-
27.	Machinist (Composite)	24	26	-	26	16	-	16
28.	Machinist (Grinder)	12	14	-	14	3	-	3
29.	Mechanic (Instrument)	32	34	-	34	27	-	27

Contd. from previous page

1	2	3	4	5	6	7	8	9
30.	Mechanic (Letter Press)	16	13	-	13	14	-	14
31.	Mechanic (Motor)	32	33	-	33	24	-	24
32.	Mechanic (Radio and Television)	48	64	-	64	38	-	38
33.	Mechanic (Refrigeration and Airconditioning)	32	37	-	37	31	-	31
34.	Moulder	16	13	-	13	6	-	6
35.	Pattern Maker	16	10	-	10	5	-	5
36.	Plumber	15	11	-	11	23	-	23
37.	Pottery Work	-	-	215	215	-	215	215
38.	Printing	31	27	-	27	15	-	15
39.	Specialised Course in Handloom Weaving	6	-	-	-	-	-	-
40.	Surveyor	16	11	-	11	-	-	-
41.	Tool and Dye Maker	16	15	-	15	-	-	-
42.	Turner	92	92	-	92	49	-	49
43.	Turner and Fitter	20	14	-	14	10	-	10
44.	Upholstery	16	-	-	-	-	-	-
45.	Watch and Clock Repairer	32	53	-	53	32	-	32
46.	Welder	40	58	-	58	37	-	37

47.	Wireman	324	258	-	258	163	-	163
48.	Wireman Apprenticeship	18	14	-	14	5	-	5
49.	Agriculture Extension Course	30	241	176	417	205	156	361
50.	Auxiliary Nurse Midwifery	20	-	21	21	-	17	17
51.	General Nurse Training	257	-	-	-	-	-	-
52.	Midwifery	130	-	-	-	-	-	-
53.	Stenography (English)	16	11	-	11	5	2	7
54.	Upgraded Training for VLWs	40	39	-	39	38	-	38

Total	3703	3975	2170	6145	1705	1304	3009
-------	------	------	------	------	------	------	------

TABLE C

Sanctioned and Actual Strength of Staff of Technical and Vocational Education and Training Institutions

Sl. No.	Type of Institution	Teaching and Instructional Staff				Other Staff				Total Staff			
		Sanctioned	Actual		Total	Sanctioned	Actual		Total	Sanctioned	Actual		Total
			Male	Female			Male	Female			Male	Female	
1	2	3	4	5	6	7	8	9	10	11	12	13	14
1.	Polytechnic	135	103	-	103	162	149	4	153	297	252	4	256
2.	Industrial Training Institute	56	44	2	46	18	17	1	18	74	61	3	64
3.	Junior Technical School	14	13	-	13	12	12	-	12	26	25	-	25
4.	Crafts and Handicrafts School	127	61	38	99	45	31	4	35	172	92	42	134
5.	Industrial and Technical School	47	19	27	46	43	30	13	43	90	49	40	89
6.	Agricultural School	38	27	7	34	10	9	1	10	48	36	8	44
7.	Forestry School	2	2	-	2	-	-	-	-	2	2	-	2
8.	Nursing, A.N.M. and Health Visitors' School	10	3	5	8	8	5	6	6	18	3	11	14
9.	School for Village Level Officials	6	5	-	5	15	14	-	14	21	19	-	19
10.	Special School	4	4	-	4	1	1	-	1	5	5	-	5
Total		439	281	79	360	314	263	29	292	753	544	108	652

TABLE A

Distribution of Technical and Vocational Education and Training Institutions by Various Characteristics

Sl. No.	Type of Institution	Total No. of Institutions	Location		Character		Residential Facility			Management			Type of Course		
			Rural	Urban	Boys	Girls	CR	PR	WR	Public	Private Aided	Private Unaided	Full	Part	Both
1	2	3	4	5	6	7	8	9	10	11	12	13	14	15	16
1.	Polytechnic	1	-	1	1	-	-	1	-	1	-	-	-	-	1
2.	Industrial Training Institute	1	1	-	1	-	1	-	-	1	-	-	1	-	-
3.	Junior Technical School	2	1	1	2	-	-	-	2	2	-	-	2	-	-
4.	Crafts and Handicrafts School	1	1	-	1	-	-	1	-	-	1	-	1	-	-
5.	Industrial and Technical School	15	4	11	4	11	3	2	10	7	5	3	13	-	2
6.	Nursing, A.N.M. and Health Visitors' School	2	-	2	-	2	2	-	-	2	-	-	2	-	-
7.	Fishery School	1	1	-	1	-	-	-	1	1	-	-	1	-	-
8.	School for Drawing and Painting	1	1	-	1	-	-	1	-	-	1	-	1	-	-
Total		24	9	15	11	13	6	5	13	14	7	3	21	-	3

TABLE B

Intake Capacity, Enrolment and Out-turn of Technical and Vocational Education and Training Institutions

Sl. No.	Course	Sanctioned Intake Capacity	Enrolment			Out-turn		
			Boys	Girls	Total	Boys	Girls	Total
1	2	3	4	5	6	7	8	9
1.	Diploma in Civil Engg.	20	51	-	51	3	-	3
2.	Diploma in Elect. Engg.	40	76	-	76	7	-	7
3.	Diploma in Mech. Engg.	40	77	-	77	25	-	25
4.	Diploma in Chemical Engg.	30	50	-	50	15	-	15
5.	Diploma in Construction and Structural Engg.	20	75	-	75	-	-	-
6.	Certificate in Junior Technical School	95	262	-	262	22	-	22
7.	Certificate Course in Mech. Engg.	45	109	-	109	29	-	29
8.	Book Binding	55	33	9	42	36	11	47
9.	Carpenter	40	37	-	37	23	-	23
10.	Cutting and Tailoring	258	19	338	357	15	285	300
11.	Draughtsman (Civil)	16	14	-	14	-	-	-
12.	Draughtsman (Mech.)	16	13	-	13	-	-	-
13.	Electrician	52	52	-	52	27	-	27

156

14.	Embroidery and Fancy Work	150	-	135	135	-	113	113
15.	Fitter	96	99	-	99	37	-	37
16.	Machinist (Composite)	24	24	-	24	12	-	12
17.	Machinist (Grinder)	12	11	-	11	13	-	13
18.	Mechanic (Instrument)	32	37	-	37	14	-	14
19.	Mechanic (Motor)	54	70	-	70	48	-	48
20.	Moulder	16	13	-	13	4	-	4
21.	Surveyor	16	9	-	9	-	-	-
22.	Crafts Teachers' Training	66	-	52	52	-	24	24
23.	Turner	48	47	-	47	18	-	18
24.	Turner and Fitter	90	92	-	92	38	-	38
25.	Welder	48	50	-	50	35	-	35
26.	Welding-cum-Smithy	20	15	-	15	14	-	14
27.	Wireman	115	166	1	167	68	1	69
28.	Auxiliary Nurse Midwifery	35	-	47	47	-	32	32
29.	Fisheries Training	30	553	-	553	20	-	20
30.	Drawing Teachers' Training	45	36	13	49	36	14	50
31.	Foundation Course in Art	45	45	-	45	-	-	-
Total		1669	2135	595	2730	559	480	1039

157

TABLE C

Sanctioned and Actual Strength of Staff of Technical and Vocational Education and Training Institutions

Sl. No.	Type of Institution	Teaching and Instructional Staff				Other Staff				Total Staff			
		Sanctioned	Actual			Sanctioned	Actual			Sanctioned	Actual		
			M	F	T		M	F	T		M	F	T
1	2	3	4	5	6	7	8	9	10	11	12	13	14
1.	Polytechnic	51	42	-	42	43	40	-	40	94	82	-	82
2.	Industrial Training Institute	43	39	-	39	18	16	-	16	61	55	-	55
3.	Junior Technical School	19	17	-	17	19	18	-	18	38	35	-	35
4.	Industrial and Technical School	65	36	29	65	45	38	6	44	110	74	35	109
5.	Crafts and Handicrafts School	3	3	-	3	2	2	-	2	5	5	-	5
6.	Fishery School	5	5	-	5	4	4	-	4	9	9	-	9
Total		186	142	29	171	131	118	6	124	317	260	35	295

T A B L E S

PART I-(C)

TABLE I

Districtwise Number of High/Higher Secondary Schools Offering Electives of Technical and Vocational Education by Type of Management

District	Vocational Streams																							
	Commerce				Home Science				Drawing and Painting				Agriculture				Technical Trades				Music, Dance & Drama			
	Public	Private	Private	Total	Public	Private	Private	Total	Public	Private	Private	Total	Public	Private	Private	Total	Public	Private	Private	Total	Public	Private	Private	Total
2	3	4	5	6	7	8	9	10	11	12	13	14	15	16	17	18	19	20	21	22	23	24	25	
Ahmedabad	1	4	-	5	1	1	-	2	6	302	-	308	-	4	-	4	-	3	-	3	-	7	-	7
Amreli	-	2	-	2	1	2	-	3	4	7	-	11	-	-	-	-	-	2	-	2	-	1	-	1
Banaskantha	2	3	-	5	1	-	1	7	47	-	54	-	2	-	2	-	-	-	-	-	-	1	-	1
Bharuch	2	3	-	5	-	1	-	1	4	40	-	44	1	7	-	8	2	-	-	2	1	1	-	2
Bhavnagar	-	6	-	6	-	4	-	4	2	2	-	4	3	4	-	7	-	3	-	3	-	-	-	-
Gandhinagar	-	-	-	-	-	-	-	-	1	15	-	16	-	1	-	1	-	-	-	-	-	-	-	-
Jamnagar	1	3	-	4	-	-	-	-	10	11	1	22	-	-	-	-	-	1	-	1	2	2	-	4
Junagadh	1	2	-	3	-	-	-	-	10	18	-	28	-	5	-	5	1	-	-	1	3	6	-	9
Kheda	-	16	-	16	1	8	-	9	-	-	-	-	-	5	-	5	1	10	-	11	-	3	-	3
Kutch	-	-	-	-	1	1	-	2	4	25	-	29	-	-	-	-	1	1	-	2	2	-	-	2
Mehsana	-	20	-	20	1	10	-	11	1	101	-	102	-	12	-	12	-	5	-	5	1	4	-	5
Panchmahal	1	6	-	7	-	1	-	1	2	95	-	97	-	6	-	6	1	4	-	5	-	1	-	1
Rajkot	6	1	-	7	2	-	-	2	64	68	8	140	-	2	-	2	3	1	-	4	-	-	-	-
Sabarkantha	-	5	-	5	-	3	-	3	-	117	-	117	-	4	-	4	-	2	-	2	-	-	-	-
Surat	-	9	-	9	-	6	-	6	-	74	-	74	-	39	-	39	-	6	-	6	-	4	-	4
Surendranagar	1	3	-	4	-	4	-	4	8	51	-	59	-	4	-	4	1	2	-	3	-	3	1	4
The Dangs	-	-	-	-	-	-	-	-	2	-	-	2	2	-	-	2	-	-	-	-	-	-	-	-
Vadodara	-	5	1	6	-	2	-	2	-	205	8	213	-	2	-	2	-	5	-	5	-	6	1	7
Valsad	1	10	-	11	2	4	-	6	2	39	-	41	1	13	-	14	1	6	-	7	-	6	-	6
Total	16	98	1	115	10	47	-	57	127	1217	17	1361	7	150	-	117	11	51	-	62	9	45	2	56

TABLE II
Districtwise Number of High/Higher Secondary Schools Located in Rural Areas Offering Electives of Technical and Vocational Education by Type of Management

District	Vocational Streams																							
	Commerce				Home Science				Drawing & Painting				Agriculture				Technical Trades				Music, Dance & Drama			
	Pub-lic	Pri-ate Aid-ed	Pri-ate Un-aid-ed	Total	Pub-lic	Pri-ate Aid-ed	Pri-ate Un-aid-ed	Total	Pub-lic	Pri-ate Aid-ed	Pri-ate Un-aid-ed	Total	Pub-lic	Pri-ate Aid-ed	Pri-ate Un-aid-ed	Total	Pub-lic	Pri-ate Aid-ed	Pri-ate Un-aid-ed	Total	Pub-lic	Pri-ate Aid-ed	Pri-ate Un-aid-ed	Total
1	2	3	4	5	6	7	8	9	10	11	12	13	14	15	16	17	18	19	20	21	22	23	24	25
Ahmedabad	-	-	-	-	-	-	-	-	-	84	-	84	-	2	-	2	-	-	-	-	-	-	-	-
Amreli	-	-	-	-	-	-	-	-	2	2	-	4	-	-	-	-	-	-	-	-	-	-	-	-
Banaskantha	-	-	-	-	-	-	-	-	3	35	-	38	-	2	-	2	-	-	-	-	-	1	-	1
Bharuch	-	-	-	-	-	-	-	-	1	27	-	28	1	7	-	8	1	-	-	1	-	-	-	-
Bhavnagar	-	-	-	-	-	-	-	-	2	2	-	4	3	2	-	5	-	-	-	-	-	-	-	-
Gandhinagar	-	-	-	-	-	-	-	-	-	14	-	14	-	1	-	1	-	-	-	-	-	-	-	-
Jamnagar	1	3	-	4	-	-	-	-	5	3	-	8	-	-	-	-	-	4	-	4	-	-	-	-
Junagadh	-	-	-	-	-	-	-	-	-	9	-	9	-	2	-	2	-	-	-	-	-	-	-	-
Kheda	-	4	-	4	-	2	-	2	-	-	-	-	-	4	-	4	-	4	-	4	-	-	-	-
Kutch	-	-	-	-	-	-	-	-	-	-	-	-	-	-	-	-	-	-	-	-	-	-	-	-
Mehsana	-	7	-	7	-	4	-	4	-	77	-	77	-	12	-	12	-	1	-	1	-	3	-	3
Panchmahal	-	-	-	-	-	-	-	-	1	66	-	67	-	5	-	5	-	-	-	-	-	-	-	-
Rajkot	-	-	-	-	-	-	-	-	44	26	-	70	-	2	-	2	-	-	-	-	-	-	-	-
Sabarkantha	-	2	-	2	-	1	-	1	-	105	-	105	-	4	-	4	-	2	-	2	-	-	-	-
Surat	-	2	-	2	-	3	-	3	-	51	-	51	-	39	-	39	-	3	-	3	-	1	-	1
Surendranagar	-	1	-	1	-	2	-	2	1	28	-	29	-	3	-	3	-	-	-	-	-	-	-	-
The Dangs	-	-	-	-	-	-	-	-	2	-	-	2	2	-	-	2	-	-	-	-	-	-	-	-
Vadodara	-	-	1	1	-	-	-	-	-	122	1	123	-	2	-	2	-	-	-	-	-	-	-	-
Valsad	1	6	-	7	1	2	-	3	-	26	-	26	1	13	-	14	1	3	-	4	-	4	-	4
Total	2	25	1	28	1	14	-	15	61	677	1	739	7	100	-	107	2	14	-	16	-	9	-	9

TABLE III

Districtwise Enrolment of Pupils in High/Higher Secondary Schools Offering Different Electives of Technical and Vocational Education and Training by Location

District	Commerce			Home Science			Drawing & Painting			Agriculture			Technical Trades			Music, Dance & Drama		
	Rural	Urban	Total	Rural	Urban	Total	Rural	Urban	Total	Rural	Urban	Total	Rural	Urban	Total	Rural	Urban	Total
1	2	3	4	5	6	7	8	9	10	11	12	13	14	15	16	17	18	19
Ahmedabad	-	481	481	-	317	317	3148	81967	85115	111	289	400	-	180	180	-	485	485
Amreli	-	150	150	-	284	284	78	472	550	-	-	-	-	145	145	-	70	70
Banaskantha	-	759	759	-	344	344	4694	5691	10385	170	-	170	-	-	-	14	-	14
Bharuch	-	657	657	-	81	81	2430	1795	4225	1426	-	1426	15	150	165	-	553	553
Bhavnagar	-	970	970	-	1746	1746	196	-	196	234	207	441	-	50	50	-	-	-
Gandhinagar	-	-	-	-	-	-	71	60	131	174	-	174	-	-	-	-	-	-
Jamniagar	476	-	476	-	-	-	999	3920	4919	-	-	-	105	-	105	-	888	888
Junagadh	-	481	481	-	-	-	327	3153	3480	87	347	434	-	25	25	-	1209	1209
Kheda	648	1764	2412	232	1480	1712	-	-	-	815	255	1070	521	1657	2178	-	48	48
Kutch	-	-	-	-	206	206	-	2161	2161	-	-	-	-	137	137	-	472	472
Mehsana	506	1090	1596	30	823	853	3098	3124	6222	404	-	404	50	578	628	584	442	1026
Panchmahal	-	656	656	-	227	227	3339	4130	7469	85	1297	1282	-	303	303	-	88	88
Rajkot	-	985	985	-	656	656	5710	8007	13717	200	-	200	-	689	689	-	-	-
Sabarkantha	220	67	287	80	35	115	2575	210	2785	80	50	130	-	70	70	-	-	-
Surat	42	746	788	77	291	368	4296	1189	5485	2499	-	2499	593	134	727	123	116	239
Surendranagar	125	605	730	121	168	289	3120	10132	13252	251	104	355	-	313	313	-	239	239
The Dangs	-	-	-	-	-	-	326	-	326	216	-	216	-	-	-	-	-	-
Vadodara	51	430	481	-	815	815	1616	31368	32984	102	-	102	-	641	641	-	410	410
Valsad	404	402	806	101	378	479	2713	1597	4310	747	-	747	26	177	203	94	25	119
Total	2472	10243	12715	641	7851	8492	38736	158976	197712	7601	2549	10150	1310	5249	6559	815	5045	5860

TABLE IV

Districtwise Enrolment of Pupils in High/Higher Secondary Schools Offering Electives of Technical and Vocational Education by Management

District	Public	Private Aided	Private Unaided	Total
1	2	3	4	5
Ahmedabad	1176	85802	-	86978
Amreli	277	922	-	1199
Bahaskantha	2939	8733	-	11672
Bharuch	1464	5643	-	7107
Bhavnagar	109	3294	-	3403
Gandhinagar	32	273	-	305
Jamnagar	3722	2442	224	6388
Juniagadh	2223	3406	-	5629
Kheda	307	7113	-	7420
Kutch	794	2182	-	2976
Mehsana	34	10695	-	10729
Panchmahal	132	9993	-	10125
Rajkot	8508	7457	282	16247
Sabarkantha	-	3387	-	3387
Surat	-	10106	-	10106
Surendranagar	2975	12191	12	15178
The Dangs	542	-	-	542
Vadodara	-	34484	949	35433
Valsad	691	5973	-	6664
Total	25925	214096	1467	241488

TABLE V

Districtwise Distribution of Teachers for Elective Groups/Streams of Technical and Vocational Education

District	Number of Teachers for the Electives of																	
	Commerce			Home Science			Drawing & Painting			Agriculture			Technical Trades			Music, Dance & Drama		
	Male	Female	Total	Male	Female	Total	Male	Female	Total	Male	Female	Total	Male	Female	Total	Male	Female	Total
1	2	3	4	5	6	7	8	9	10	11	12	13	14	15	16	17	18	19
Ahmedabad	5	-	5	-	2	2	276	25	301	7	-	7	5	-	5	7	1	8
Amreli	2	-	2	-	3	3	11	-	11	-	-	-	2	-	2	1	-	1
Banskantha	5	-	5	-	1	1	53	1	54	2	-	2	-	-	-	1	-	1
Bharuch	7	1	8	-	2	2	40	10	50	10	-	10	11	-	11	5	-	5
Bhavnagar	6	-	6	-	4	4	4	-	4	7	-	7	3	-	3	-	-	-
Gandhinagar	-	-	-	-	-	-	24	2	26	5	-	5	-	-	-	-	-	-
Jamnagar	2	-	2	-	-	-	37	7	44	-	-	-	5	-	5	4	-	4
Junagadh	4	1	5	-	-	-	32	-	32	6	-	6	9	-	9	15	2	17
Kheda	18	-	18	-	9	9	-	-	-	6	-	6	35	-	35	3	-	3
Kutch	-	-	-	-	3	3	24	4	28	-	-	-	15	-	15	2	-	2
Mehsana	22	-	22	-	11	11	105	-	105	20	-	20	18	-	18	5	1	6
Panchmahal	11	-	11	-	4	4	92	1	93	11	-	11	4	-	4	8	1	9
Rajkot	16	-	16	-	2	2	49	19	68	2	-	2	34	-	34	-	-	-
Sabarkantha	5	-	5	-	3	3	117	-	117	4	-	4	2	-	2	-	-	-
Surat	9	2	11	-	10	10	111	15	126	42	-	42	12	-	12	4	5	9
Surendranagar	4	2	6	-	-	-	38	3	41	5	-	5	-	-	-	1	-	1
The Dangs	-	-	-	-	-	-	1	-	1	2	-	2	-	-	-	-	-	-
Vadodara	6	-	6	-	4	4	199	12	211	2	-	2	5	-	5	4	3	7
Valsad	10	-	10	-	14	14	92	12	104	15	-	15	4	-	4	4	2	6
Total	132	6	138	-	72	72	1305	111	1416	146	-	146	164	-	164	64	15	79

TABLE VI

Districtwise Distribution of Teachers for Elective Groups/Streams of Technical and Vocational Education

District	Number of Teachers for the Electives of																	
	Commerce			Home Science			Drawing and Painting			Agriculture			Technical Trades			Music, Dance & Drama		
	Rural	Urban	Total	Rural	Urban	Total	Rural	Urban	Total	Rural	Urban	Total	Rural	Urban	Total	Rural	Urban	Total
1	2	3	4	5	6	7	8	9	10	11	12	13	14	15	16	17	18	19
Ahmedabad	-	5	5	-	2	2	77	224	301	4	3	7	-	5	5	-	8	8
Anreli	-	2	2	-	3	3	4	7	11	-	-	-	-	2	2	-	1	1
Banaskantha	-	5	5	-	1	1	38	16	54	2	-	2	-	-	-	1	-	1
Bharuch	-	8	8	-	2	2	24	26	50	10	-	10	1	10	11	-	5	5
Bhavnagar	-	6	6	-	4	4	4	-	4	5	2	7	-	3	3	-	-	-
Gandhinagar	-	-	-	-	-	-	24	2	26	5	-	5	-	-	-	-	-	-
Jamnagar	2	-	2	-	-	-	12	32	44	-	-	-	5	-	5	-	4	4
Junagadh	-	5	5	-	-	-	9	23	32	2	4	6	-	9	9	-	17	17
Kheda	5	13	18	2	7	9	-	-	-	5	1	6	14	21	35	-	3	3
Kutch	-	-	-	-	3	3	-	28	28	-	-	-	-	15	15	-	2	2
Mehsana	7	15	22	4	7	11	80	25	105	20	-	20	3	15	18	3	3	6
Panchmahal	-	11	11	-	4	4	42	51	93	6	5	11	-	4	4	-	9	9
Rajkot	-	16	16	-	2	2	16	52	68	2	-	2	-	34	34	-	-	-
Sabarkantha	2	3	5	1	2	3	105	12	117	2	2	4	-	2	2	-	-	-
Surat	4	7	11	6	4	10	76	50	126	42	-	42	10	2	12	6	3	9
Surendranagar	3	3	6	-	-	-	31	10	41	3	2	5	-	-	-	-	1	1
The Dangs	-	-	-	-	-	-	1	-	1	2	-	2	-	-	-	-	-	-
Vadodara	1	5	6	-	4	4	121	90	211	2	-	2	-	5	5	-	7	7
Valsad	8	2	10	6	8	14	76	28	104	15	-	15	2	2	4	4	2	6
Total	32	106	138	19	53	72	740	676	1416	127	19	146	35	129	164	14	65	79

APPENDICES

Appendix I

LIST OF MEMBERS OF THE ADVISORY COMMITTEE

- | | | |
|----|--|----------|
| 1. | Director,
Institute of Applied Manpower Research,
New Delhi. | Chairman |
| 2. | Prof. J. P. Naik,
Member Secretary,
Indian Council of Social Science Research,
New Delhi. | Member |
| 3. | Consultant,
UNESCO,
Ministry of Education and Social Welfare,
New Delhi. | Member |
| 4. | Representative,
Ministry of Education and Social Welfare,
Shastri Bhavan,
New Delhi. | Member |
| 5. | Representative,
Ministry of Agriculture,
Krishi Bhavan,
New Delhi. | Member |
| 6. | Representative,
Ministry of Health and Family Planning,
Nirman Bhavan,
New Delhi. | Member |
| 7. | Representative,
University Grants Commission,
New Delhi. | Member |
| 8. | Representative,
National Council of Educational
Research and Training,
New Delhi. | Member |

- | | | |
|-----|---|------------------|
| 9. | Representative,
National Staff College for Educational
Planners and Administrators,
New Delhi. | Member |
| 10. | Representative,
Directorate General of Employment
and Training,
New Delhi. | Member |
| 11. | Representative,
Steel Authority of India Ltd.,
New Delhi. | Member |
| 12. | Representative,
Indian Society for Technical Education,
Madras. | Member |
| 13. | Principal,
Technical Teachers' Training Institute,
Bhopal. | Member |
| 14. | Director,
Technical Education,
Government of Gujarat,
Ahmedabad. | Member |
| 15. | Director,
Technical Education,
Government of Madhya Pradesh,
Bhopal. | Member |
| 16. | Director,
Technical Education,
Government of Tamil Nadu,
Madras. | Member |
| 17. | Shri Q. U. Khan,
Head of the Research Division,
Institute of Applied Manpower Research,
New Delhi. | Member Secretary |

Appendix II

LIST OF TECHNICAL AND VOCATIONAL EDUCATION
AND TRAINING INSTITUTIONS

POLYTECHNIC

1. Government Polytechnic for Girls, Ahmedabad-15.
2. Government Polytechnic, Ahmedabad-15.
3. R.C. Technical Institute, Saraspur, Ahmedabad.
4. Faculty of Technology and Engineering, M.S. University of Baroda, Baroda.
5. M.S. University Polytechnic, Baroda-2.
6. Sir Bhavsinghji Polytechnic, Bhavnagar-2.
7. Shri Krishan Lal Jhaveri Polytechnic, Bharuch.
8. Government Polytechnic, Bulsar.
9. Government Polytechnic, Porbandar, Junagadh.
10. Kilachand Devichand Polytechnic, Patan, Mehsana.
11. Government Polytechnic, Dohad, Panchmahal.
12. Government Polytechnic, Rajkot.
13. Lukhdhirji Engineering College, Morvi, Rajkot.
14. Shri A.V. Parekh Technical Institute, Rajkot.
15. Dr. S. and S.S. Gandhi College of Engineering and Technology, Surat.
16. Government Girls' Polytechnic, Surat.
17. Tolani Foundation Gandhi Dham Polytechnic, Adipur, Kutch.
18. Bhailal Bhai and Bhikha Bhai Polytechnic, Vallabh Vidyanagar, Kheda.
19. Dharm Singh Desai Institute of Technology, Nadiad, Kheda.

INDUSTRIAL TRAINING INSTITUTE

20. Industrial Training Institute, Ahmedabad.
21. Industrial Training Institute, Amreli.
22. Industrial Training Institute, Baroda.
23. Industrial Training Institute, Palanpur, Banaskantha.
24. Industrial Training Institute, Bhavnagar.
25. Industrial Training Institute, Ankleshwar, Bharuch.
26. Industrial Training Institute, Bilimora, Bulsar.
27. Industrial Training Institute, Jamnagar.
28. Industrial Training Institute, Junagadh.
29. Industrial Training Institute, Gandhi Dham, Kutch.
30. Industrial Training Institute, Vir Nagar, Mehsana.
31. Industrial Training Institute, Godhra, Panchmahal.
32. Industrial Training Institute, Dohad, Panchmahal.
33. Industrial Training Institute, Rajkot.
34. M. B. Government Industrial Training Institute, Gondal, Rajkot.
35. Industrial Training Institute, Modasa, Sabarkantha.
36. Industrial Training Institute, Choryasi, Surat.
37. Shri M. P. Shah Technical Training Institute, Wadhawan Surendranagar.

JUNIOR TECHNICAL SCHOOL

38. Desai K. I. Technical High School, Viranagar, Ahmedabad.
39. Diwan Ballubhai Madhyamik Shala (Tech. Bias), Kankaria, Ahmedabad.
40. Government Technical High School, Ahmedabad.
41. Government Technical High School attached to R. C. Technical Institute, Saraspur, Ahmedabad.

42. Parekh and Mehta High School, Jafarabad (Saurashtra), Amreli.
43. Government Technical High School, Palanpur, Banaskantha.
44. Government Technical High School, Baroda.
45. Government Technical High School, Bhavnagar.
46. Gurukul Mitra Mandal Vidya Mandir, Palitana, Bhavnagar.
47. Shree H. V. Gandhi Technical School, Mahuna, Bhavnagar.
48. Government Technical High School, Bharuch.
49. D.S. and B.B. Government Multipurpose Higher Secondary School, Ahrama-Bulsar.
50. Government Technical Centre, Bulsar.
51. Nawa Nagar High School (Multipurpose), Jamnagar.
52. Shree D. C. C. Technical High School, Sikkra, Jamnagar.
53. Bhavrihji High School, Porbandar, Junagadh.
54. Government Technical High School Centre, Junagadh.
55. C. M. Patel High School (Tech. Bias), Khambolja, Anand, Kheda.
56. D. D. Technical High School, Nadiad, Kheda.
57. M. U. Patel High School, Vallabh Vidyanagar, Anand, Kheda.
58. Shri P. N. Technical High School, Kapadwanj, Kheda.
59. Shree S. Z. Veghela High School, Cambay, Kheda.
60. Shree Vasana Das High School, Kheda.
61. V. B. Multipurpose High School, Sunavpetad, Kheda.
62. V. N. High School, Dharmaj, Petlad, Kheda.
63. Alfred High School, Bhuj, Kutch.
64. Government Technical Institute, Kalol, Mehsana.
65. R. B. Seth, P. K. Kotawala Industrial-cum-Technical High School, Patan, Mehsana.

66. Technical High School, Kadi, Mehsana.
67. Government Technical High School, Godhra, Panchmahal.
68. Government Technical High School, Dohad, Panchmahal.
69. Government Technical High School, Dhoraji, (Saurashtra), Rajkot.
70. Mohan Das Gandhi Vidyalaya, Rajkot.
71. S.V. Virani M. P. High School, Rajkot.
72. V.C. Technical High School, Morvi, Rajkot.
73. Government Technical-cum-Commercial Centre, Modasa, Sabarkantha.
74. K. and M. P. Patel Sarvajanik Vidyalaya, Surat.
75. Technical High School, Choryasi, Surat.
76. The F.S. Parekh Technical High School, Surat.
77. The Kadod High School, Kadod, Surat.
78. Government Technical High School, Surendranagar.
79. Government Technical High School, Dhrangadhra, Surendranagar.

CRAFTS AND HANDICRAFTS SCHOOL

80. Adrash Shyamibai Tailoring College, Kubernagar, Ahmedabad.
81. Ankur Handicraft Teacher's Training College, Ahmedabad.
82. Arts and Craft Shala Hind Mahila Parishad, Ahmedabad.
83. Apang Manav Mandal, Vastrapur Road, Ahmedabad.
84. Bai Champa Shri Jain Udyogshala, Jainwadi, Ahmedabad.
85. Kasturba Smarak Samaj Kalyan Kendra, Sabarmati, Ahmedabad.
86. New Style Tailoring and Cutting Institute, Zakaria Manzil Relief Road, Ahmedabad.
87. Oriental Tailoring and Cutting Institute for Women, Ahmedabad.

88. Bharwa Karyanubhav Kanya Shala, Baroda.
89. Diamond Jubilee Cottage Industries Institute, Baroda
90. Gujarat Tailoring and Cutting Institute, Baroda.
91. Karyanubhav Kanyashala, Karjan, Baroda.
92. Karyanubhav Kanyashala, Mandal, Baroda.
93. Ranu Kanya Shala, Ranu, Baroda.
94. Sankheda Kanya Shala, Sankheda, Baroda.
95. Tilakwada Girls' Primary School, Baroda.
96. The Lady Nawajbai Ratan Tata Handicraft Teachers' Training College, Nargol via Sanjan, Bulsar.
97. Colour and Printing School, Maluchha, Jamnagar.
98. Government Dyeing and Printing School, Kheda.
99. Shree Kelavani Mandal, Balasinor, Kheda.
100. Shree Pragti Mandal, Surendranagar.

INDUSTRIAL AND TECHNICAL SCHOOL

101. Ahmedabad Jilla Samaj Kalyan Sangh, Bhadra Viramgam, Ahmedabad.
102. Akhil Bhartiya Naitak Avam Samajik Swashraya Sangh, Bhadra, Ahmedabad.
103. Akhil Hind Mahila Parishad, Sabarmati Branch, Ahmedabad.
104. Bareja Mahila Sewing Class, Bareja, Ahmedabad.
105. Bavta Nagar Panchayat Sewing Class, Bavta, Ahmedabad.
106. Bhajini Samaj, Sanand, Ahmedabad.
107. Bharat Sevak Sanchalit Tailoring Class, Sita Mandir, Ahmedabad.
108. Bharat Sevak Samaj Sanchalit Tailoring Classes, Jamalpur, Ahmedabad.
109. Bharat Sevak Samaj, Astodia, Ahmedabad.
110. Bhandaripole Azad Yuvak Mandal, Padapole Bhandaripole, Kalupur, Ahmedabad.

111. Bhavana Tailor and Cutter Institution, Asarva, Ahmedabad.
112. Bhuriba Mahila Shivan Class, Singerva, Ahmedabad.
113. Chaya Tailoring College, Ahmedabad.
114. D.T.C. Training College, Dholka, Ahmedabad.
115. Government Industrial Training Workshop, Saraspur, Ahmedabad.
116. Gujarat Kendra Kalyan Mandal Sanchalit, Ahmedabad.
117. Gujarat Labour Welfare Board, Ahmedabad.
118. Harijan Industrial Institute, Ahmedabad.
119. Jai Bharat Tailor, Cutter and Technical Institute, Podshalispole, Ahmedabad.
120. Jyot Sangh Talimi Kendra, Ahmedabad.
121. Kamdar Kalyan Kendra, Viramgam, Ahmedabad.
122. Kankari Sarvodaya Shivan Shala, Ahmedabad.
123. Kasturba Smarak Samaj Kalyan Kendra, Ahmedabad.
124. Mahila Milan Mandal, Navrangpura, Ahmedabad.
125. Mahila Sewing Class A.D. 36, Maninagar, Ahmedabad.
126. Mandvi's Seva Sangh Samaj, Ahmedabad.
127. Mandvi's Pole Seva Sangh Tailoring Classes, Ahmedabad.
128. Progressive Embroidery and Sewing Classes, Ahmedabad.
129. Rajat Technical Institute, Ahmedabad.
130. Sheth C. N. Polytechnic Institute, Ahmedabad.
131. Shivan Varga Harijan Ashram, Ahmedabad-13.
132. Sh. C. N. Udyog Shikshana Greh, Ahmedabad.
133. Shri Jamnabai Saraswati Mandir, Kadwapole, Dariapur, Ahmedabad.
134. Kamla Laxmi Khadayta Stree Udyogshala, Ahmedabad.

135. Shri Maninagar Stree Samaj, Ahmedabad.
136. Sh. Sabarmati Sarvodaya and Udyogshala, Ram Nagar, Sabarmati, Ahmedabad-5.
137. Sh. Shishu Bharti Stree Udyogshala, Ahmedabad.
138. Sh. Yamuna Tailoring and Cutting Institute, Ahmedabad.
139. St. Mary's Mahila Sikshan Kendra, Ahmedabad-21.
140. St. Joseph's High School, Ahmedabad.
141. Sultan Ahmed Tailoring and Cutting Institute, Ahmedabad.
142. The Ideal Tailor and Cutter Institute, Relief Road, Ahmedabad.
143. The Zoroastrian Ladies Industrial Co-operative Societies Ltd., Ahmedabad.
144. Training-cum-Production Centre, Ahmedabad.
145. Vadigam Seva Sangh Institute, Ahmedabad.
146. Vetva Mahila Sewing Class, Vetva, Ahmedabad.
147. Vikas Griha Sewing Class, Ahmednagar, Ahmedabad.
148. Visnagra Nagar Stree Samaj, Ahmedabad.
149. Welfare Industrial Institute, Jain Vadi, Manichowk, Ahmedabad.
150. K.K. Technical Institute, Amreli.
151. Sh. Mahila Vikas Mandal Nehru Ashram, Kamani Jadavlakhmi Building, Amreli.
152. Sh. Udyogmandir Rajula, Amreli.
153. Bhagini Samaj Greh Udyog Sahakari Mandir Ltd., Palanpur, Banaskantha.
154. Training-cum-Production Centre, Palanpur, Banaskantha.
155. Babajipura Sarvodaya Samaj Sewing Class, Baroda.
156. Baroda Citizens Council, Baroda.
157. Baroda Women's Co-operative Store Ltd., Baroda.

158. Chhaya Tailoring College, Baroda-6.
159. Dabhoi Mahila Udyog Sahakari Mandals, Dabhoi, Baroda.
160. Dharmendra Tailoring Classes, Baroda.
161. Federation of Gujarat Mills and Industry, Baroda.
162. Ikhvanul Musleminwadi, Baroda.
163. Institute of Knowledge, (Sharma School of Commerce and Technology), Baroda.
164. Kamubala Sahakari Audyogik Vikas Mandir, Baroda.
165. Mahila Samaj Bazar Shashinagar, Takora, Chandod, Baroda.
166. Mahila Sahakari Udyog Mandal, Baroda.
167. Modern Tailor and Cutter Institute, Kothi Road, Baroda.
168. Paresh Technical Institute, Baroda.
169. Sindhi Tailoring Institution, Warsha Colony, Baroda.
170. Sinor Kanya Shala, Sinor, Baroda.
171. Shri Maharani Chimanbai Stree Samaj, Pratap Road, Baroda.
172. The Chimanbai Industrial Home for Women, Baroda.
173. The Institute of Knowledge, Vithal Nivas, Baroda.
174. Veeta Sewing Class Mandir, Pratap Nagar Road, Baroda.
175. Bharuch Jilla Samaj Kalyan Samiti, Palej, Bharuch.
176. Bharuch Stree Mandal, Bharuch.
177. R. M. Dalal Ladies Tailoring Work Class, C/o Bai M. W. P. G. High School, Bharuch.
178. Tailoring Class, Anjumane Hifzul Islam, Karmad, Bharuch.
179. Tailoring Class of Vragh Mahila, Grakhari Ltd., Bharuch.
180. Taluka Panchayat Kanyalaya, Amad, Bharuch.
181. The Bharuch District Samaj Kalyan Samiti, Nabipur Sewing Centre, Nabipur, Bharuch.

182. The Tankaria Welfare Circle Tailoring Institute, Tankaria, Bharuch.
183. The Jambusar Mahila Sahakari Udyog Mandir Ltd., Jambusar, Bharuch.
184. Training-cum-Production Centre, Rajpipla, Bharuch.
185. Yuvak Mandal Tailoring Classes, Bharuch.
186. Gujarat Labour Welfare Board, Bhavnagar.
187. Akhil Hind Mahila Parishad, Bulsar.
188. Akhil Hind Mahila Parishad, Balimara Branch, Balimara, Bulsar.
189. Akhil Hind Mahila Parishad, Navsari Branch, Navsari, Bulsar.
190. Government Training-cum-Production Centre, Navsari, Bulsar.
191. Kasturba Sevashram, Maroli Station, Navsari, Bulsar.
192. Labour Welfare Centre, Billimora, Gandevi, Bulsar.
193. Maharani Chimanabai Mahila Vishram, Navsari, Bulsar.
194. Mahila Mandal, Bulsar.
195. Sh. Chikhali Mahila Mandal, Chikhali, Bulsar.
196. Sh. Navsari Mahila Udyog Mandir, Navsari, Bulsar.
197. Sh. Sadguru Seva Sangh, Bulsar.
198. Smt. Manekbai Mahila Udyog Mandir, Bulsar.
199. Sir Homi Mehta Technical High School and Navsari Technical Institute, Navsari, Bulsar.
200. Training-cum-Production Centre, Umbergaon, Bulsar.
201. Weir Industrial Institute, Dharmpur, Bulsar.
202. Carpentry School Dangs, C/o Project Officer, T.D.B., The Dangs.
203. Pre-Vocational Training Centre, Ahwa, The Dangs.
204. Smt. Manekbai Technical Centre, Adalaj, Gandhinagar.

205. Anjumane Kutbi, Jamnagar.
206. Anjumane Kutbi Stree Shikshan, Jamnagar.
207. Gandhi Udyog Mandir, Ranjeet Sagar, Jamnagar.
208. Halimi Radio and Technical Sarvajani, Jamnagar.
209. Mahila Mandal, Jamnagar-1.
210. Sh. Champaben Vadgama Mahila Mandal, Jamnagar.
211. Anand Technical Institute, Porbandar, Junagadh.
212. Sarvodaya Audyogic Talim Centre, Una, Junagadh.
213. Bhagini Seva Samaj, Anand, Kheda.
214. Cluster Type Training Centre, Kathana Borsad, Kheda.
215. Cluster Type Training Centre, Petlad, Kheda.
216. G. S. Chanchalba Stree Udyogshala, Nadiad, Kheda.
217. Gandhi C. P. Stree Udyogshala, Haladharwas, Kheda.
218. Hiraba Mahila Mandal, Anand, Kheda.
219. Kheda Stree Mandal, Kheda.
220. Kakarkhad Shivan Varga, Nadiad, Kheda.
221. Ladiben Manilal Patel Khadayta Stree Udyogshala, Umreth, Kheda.
222. Lalita Vanita Ashram, Nadiad, Kheda.
223. Mahatma Gandhi Smarak Udyog Mandir, Dharmaj, Kheda.
224. Mahila Kendra, Savenata Seva Ashram, Nadiad, Kheda.
225. Mahila Samaj, Kharipale Road, Nadiad, Kheda.
226. Mahila Sewing Class, Petlad, Kheda.
227. Maniben Stree Udyog Mandir, Petlad, Kheda.
228. Priti Embroidery and Fancy Works Class, Kapadwanj, Kheda.
229. Sarvajanic Kanya Udyog Mandir, Pijthasol, Nadiad, Kheda.
230. Sivan Udyog Mandir (Tailoring Classes), C/o Charotar Education Society, Anand, Kheda.
231. Sh. Balasinor Kelayani Mandal, Balasinor, Kheda.

232. Shri Stree Kalyan Kendra, Dakor, Kheda.
233. Sh. Bhagini Seva Samaj, Borsad, Kheda.
234. Sh. Bhagini Seva Samaj, Kapadwanj, Kheda.
235. Shri Funiba Sarvajani Mahila Pustakalaya, Shivan Class Sojitra, Kheda.
236. Sh. Harijan Vikas Mandal, Mohemadabad, Kheda.
237. Sh. Modh Brahmin Mahila Samaj, Kapadwanj, Kheda.
238. Sh. R. N. Gami Khadayata Stree Udyogshala, Nadiad, Kheda.
239. Sh. Stree Kalyan Kendra, Dakore, Kheda.
240. Smt. B. C. J. Khambhat Bhagini Sewa Samaj, Cambay, Kheda.
241. St. Joseph's Social Centre, Mariampura, Petlad, Kheda.
242. St. Mary's High School, Nadiad, Kheda.
243. St. Mary's Social Centre, Mariampura, Kheda.
244. Stree Hunnar Udyogalaya, Bhadran, Kheda.
245. Stree Kalyan Kendra, Nadiad, Kheda.
246. Tara Laxmi Sewing Class, Petlad, Kheda.
247. Technical Education Institute, Kheda.
248. The Dhandhoka Grih Udyog Sahakari Mandal, Kheda.
249. Vallabh Vidyanagar Technical Institute, Vallabh Vidyanagar, Kheda.
250. Vallabh Vidyanagar Technical Institute, Vallabh Vidyanagar, Anand, Kheda.
251. V. B. Multipurpose High School, Petlad, Kheda.
252. V. N. High School, Dharmaj, Petlad, Kheda.
253. Madhapur Sarvodaya Mitra Mandal, Madhapur, Kutch.
254. Mahila Mandal, Bhuj, Kutch.
255. Training-cum-Production Centre, Adipur, Kutch.
256. Bhagini Sahayak Grah Udyog Sahakari Mandli Ltd., Sewing Class Visnagar, Mehsana.

257. Kamdar Kalyan Kendra, Sidhpur, Mehsana.
258. Mahila Mandal, Mehsana.
259. Shree Kalol Mahila Mandal, Kalol, Mehsana.
260. Sh. Chimanabai Stree Udyogalaya, Patan, Mehsana.
261. Sh. Diwalibai Udyogshala, Patan, Mehsana.
262. Sh. Mahila Vikas Mandal, Kadi, Mehsana.
263. Training-cum-Production Centre, Patan, Mehsana.
264. Usha Sivan Kala Udyogshala, Kalol, Mehsana.
265. Akhil Hind Mahila Parishad, Godhra, Panchmahal.
266. Bhava Mahila Mandal, Devgadhi Bharia, Panchmahal.
267. Dohad Bhagini Samaj, Dohad, Panchmahal.
268. Government Training-cum-Production Centre, Jhalod, Panchmahal.
269. Shree Mahila Mandal, Jhalod, Panchmahal.
270. Sh. Halol Stree Samaj, Panchmahal.
271. Fulbu Mahila Mandal, Moti-Paneli, Rajkot.
272. Rajkuverba Ladies Club, Rajkot.
273. Sh. Kanta Stri Vikas Gruh Vikas Mahila Mandal, Bhaktinagar, Rajkot.
274. Sh. Lohana Sthapit Mahila Vikas Gruh, Rajkot.
275. Sh. Putlibai Udyog Mandir, Rajkot.
276. Sh. Rajkot Lohana Seva Mandal, Rajkot.
277. Stree Mahila Mandal, Gondal, Rajkot.
278. Bhagini Seva Samaj, Himat Nagar, Sabarkantha.
279. Excel Udhyog Vidyalaya, Himat Nagar, Sabarkantha.
280. G.S.R.T. Corporation Welfare Centre, Himat Nagar, Sabarkantha.
281. Government Training-cum-Production Centre, Sabarkantha.
282. Stree Modasa Mahajan Mahila Mandir, Modasa, Sabarkantha.

283. Sh. Nathiben Mahila Mandal, Malpure, Sabarkantha.
284. Tailoring and Cutting Institute, Talod Gram Panchayat, P. O. Talod, Sabarkantha.
285. Adarsha Mahila Mandal, Mangrol, Surat.
286. Akhil Hind Mahila Parishad, Bardoli, Surat.
287. Akhil Hind Mahila Parishad, Tailoring Institute, Valod, Surat.
288. Gandhi Ghar, Bhimpore, Surat.
289. Industrial Training-cum-Production Centre, Surat.
290. M. T. B. Technical High School, Kurwa Road, Surat.
291. Mahila Mandal Mandir, Surat.
292. Mahila Sahakari Udyog Mandir Ltd., Surat.
293. Shree Surat Stree Mandal Mahadev Mandir, Balaji Road, Surat.
294. Shri Kanchan Gauri Mahila Mandal, Kadod, Bardoli, Surat.
295. Janseva Sangh Tailoring Class, Surat.
296. Training-cum-Production Centre, Vyara, Surat.
297. Usha Sewing and Embroidery School, Chhakkapir's Gali, Surat.
298. Mahila Mandal Dadbhavla Sadan, Joravarnagar, Surendranagar.
299. Shri Shikhnatmak Pravrutti Kendra, Surendranagar.
300. Stri Mandal, Wadhwan, Surendranagar.
301. Vikas Vidyalaya, Wadhwan City, Surendranagar.

AGRICULTURAL SCHOOL

302. Agricultural School, Chhoredi, Ahmedabad.
303. Agriculture School, Agriculture University, Banaskantha.
304. Kundla Agriculture School, Kundla, Baroda.
305. Kunwarpura Karyanubhav Krishishala, Baroda.

306. Sheth D.M. Agriculture School, Baroda.
307. Sibada Belwadi Adarsh Krishishala, Baroda.
308. Agricultural School, Maktampur, Bharuch.
309. Shri Krishi Vidyalaya, Aliabada, Jamnagar.
310. School of Agriculture, Manavadar (Saurashtra), Junagadh.
311. Shri Sheth Mansukhhai Chhaganlal School of Agriculture, Anand, Kheda.
312. Agriculture School, Bhachau, Kutch.
313. B.R. Agricultural School, Gujarat Agricultural University, Jagudan, Mehsana.
314. Agricultural School, Gujarat Agricultural University, Dohad, Panchmahal.
315. Varadhari Agricultural High School, Lunawada, Panchmahal.
316. Agricultural School, Khedbrahama, Sabarkantha.
317. Agricultural School, Surendranagar.

FORESTRY SCHOOL

318. Van Vidya Karyanubhav Asar, Baroda.
319. Forestry Training School, Kakrapad, Surat.

VETERINARY AND ANIMAL HUSBANDRY SCHOOL

320. Gujarat College of Veterinary Science and Animal Husbandry, Gujarat Agricultural University, Kheda.

NURSING, A. N. M. AND HEALTH VISITORS' SCHOOL

321. Gulabhai General Hospital, Relief Road, Ahmedabad.
322. School of Nursing, Civil Hospital, Asarva, Ahmedabad.
323. Sheth Lallubhai Gordhandas General Hospital, Maninagar, Ahmedabad.
324. Smt. Shardaben Chiman Lal, Lalubhai Muni General Hospital, Saraspur, Ahmedabad.

325. S. V. S. General Hospital, Ellis Bridge, Ahmedabad.
326. Auxiliary Nursing and Midwifery Training Centre, Amreli.
327. A. N. M. Training Centre, Chhota - Udepur, Baroda.
328. Jamnabai Hospital, Baroda.
329. School of Nursing, S. S. G. Hospital, Baroda.
330. A. N. M. Nursing School, Civil Hospital, Palanpur, Banaskantha.
331. Auxiliary Nurse-Midwives Training Centre, Mahuna, Bhavnagar.
332. K. K. Hospital, Savarkundla, Bhavnagar.
333. Sir Takhtashinhji Hospital, Bhavnagar.
334. Kasturba Hospital, Bulsar.
335. M. G. G. Hospital, Navsari, Bulsar.
336. A. N. M. School, Government Hospital, Rajpipla, Nadiad, Bharuch.
337. Sevashram Hospital, Bharuch.
338. Civil Hospital, Bharuch.
339. Central Hospital, Ahwa, The Dangs.
340. School of Nursing, Irwin Group of Hospital, Jamnagar.
341. Bharshingh Ji and Maharani Rupalibai Hospital, Porbandar, Junagadh.
342. School of Nursing, General and C. M. Z. Hospital (Saurashtra), Junagadh.
343. Sheth H. J. Maha Gujarat Hospital, Nadiad, Kheda.
344. Methodist School of Nursing, Nadiad, Kheda.
345. A. N. M. Training Centre, S. S. Hospital, Petlad, Kheda.
346. The Cambay General Hospital, Cambay, Kheda.
347. The Salvation Army Emery Hospital, Anand, Kheda.
348. G. K. General Hospital, Bhuj, Kutch.

- 349. Mandvi Group of Hospital, Mandvi, Kutch.
- 350. General Hospital, Visnagar, Mehsana.
- 351. Auxiliary Nurse Midwife Training School, Ratan Taluka, Mehsana.
- 352. General Nursing School, Civil Hospital, Mehsana.
- 353. Civil Hospital, Godhra, Panchmahal.
- 354. Cottage Hospital, Dohad, Panchmahal.
- 355. Sir Leslie Wilson Hospital, Devgarh, Bharia, Panchmahal.
- 356. A. N. M. School, Gondal, Rajkot.
- 357. Government Hospital, Rajkot.
- 358. Health Visitors' School, Rajkot.
- 359. Mahendra Sinhji Hospital, Morvi, Rajkot.
- 360. Health Visitors' School, Surat.
- 361. S. D. V. S. Ashaktashram Hospital, Rampura, Surat.
- 362. Shree Sardar Smarak Hospital, Bardoli, Surat.
- 363. S. M. V. Hospital for Women and Children, Surat.
- 364. Sheth P. T. Surat General Hospital, Surat.
- 365. Auxiliary Nurse Midwife Training School, Civil Hospital, Himat Nagar, Sabarkantha.
- 366. Shri R. R. Hospital and B. M. Home, Limbdi, Surendranagar.

PHARMACY SCHOOL

- 367. L. M. College of Pharmacy, Ahmedabad.
- 368. Shri M. M. College of Pharmacy, Cambay, Kheda.

OTHER PARA-MEDICAL SCHOOL

- 369. Civil Hospital, Surat.

SCHOOL FOR TRAINING IN CO-OPERATION

- 370. Bhavnagar Jilla Sahakari Sangh, Bhavnagar.

- 371. Gujarat Co-operative Training Centre, Darbarghara, Bhavnagar.
- 372. Junagadh District Co-operative Union Ltd., Junagadh.
- 373. Co-operative Training College, Vallabh Vidyanagar, Kheda.
- 374. The Kheda District Co-operative Union, Nadiad, Kheda.
- 375. Shri C.A. Vyas Co-operative Training Centre, Kheda.
- 376. Gujarat Co-operative Training Centre, Patan, Mehsana.
- 377. Mehsana District Co-operative Union, Rajmahal Road, Mehsana.
- 378. The Gujarat Co-operative Training Centre, Choryasi, Surat.

COMMERCIAL TRAINING SCHOOL

- 379. Gurukul Mitra Mandal, Vaniya Vidyamandir, Bhavnagar.
- 380. Government Technical-cum-Commercial Centre, Modasa, Sabarkantha.

SCHOOL FOR VILLAGE LEVEL OFFICIALS

- 381. Gram Sevak Training Centre, Baroda.
- 382. Gram Sevak Training Centre, Gujarat Agricultural University, Junagadh.
- 383. Orientation and Study Centre, Junagadh.
- 384. Panchayat Sanchalit Mitali, Kheda.
- 385. Gramsevak Training Centre, Gujarat Agricultural University, Anand, Kheda.
- 386. Gram Sevak Training Centre, Gujarat Agriculture University, Surat.

FISHERY SCHOOL

- 387. Fisheries Training Centre, Veraval, Junagadh.

388. Fisheries Training Centre, Ukai, Surat.
 389. Fisheries Training Centre, Moroli Bhavan, Bulsar.

SCHOOL FOR MUSIC, DANCE, DRAMA, ETC.

390. Darpan Academy of Performing Arts, Usmanpura, Ahmedabad.
 391. Institute of Music, Dance and Drama, Kaladarshan, Ahmedabad.
 392. Rangmilan Kala Mandal, Shahpur, Ahmedabad.
 393. Nritya Bharatia Indra Mahal, Jamnagar.

SCHOOL FOR DRAWING AND PAINTING

394. Kalakendra, Art Teacher's Training College, Vallabh Vidyanagar, Kheda.
 395. Kala Vidyalaya, Amalsad, Bulsar.
 396. Saurashtra Chitrashala, Rajkot.

SPECIAL SCHOOL

397. Technical School for the Blind, Vastrapur Road, Ahmedabad.
 398. Government Certified School, Near Shastri Bridge, Baroda-3.
 399. Government Certified School, Kukenwada Road, Bharuch.
 400. Government Certified School, Bharuch.
 401. Special School for Boys, Rajkot.

OTHER SCHOOLS

402. Food Craft Institute, Government Polytechnic Compound, Ahmedabad.