

Doc. Centre
3
07/04/11

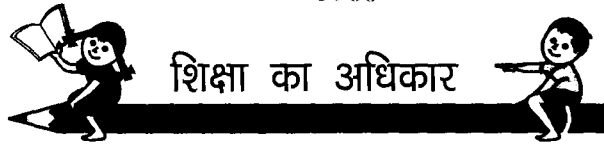


The Right to Free and Compulsory Education Act, 2009

NUEPA DC



D13988



शिक्षा का अधिकार

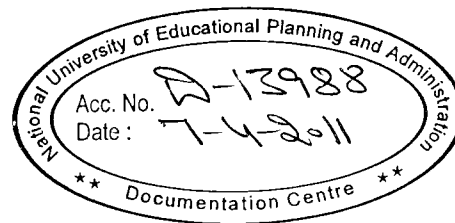
सर्व शिक्षा अभियान
सब पढ़ें सब बढ़ें

The Right to Free and Compulsory Education Act, 2009

A publication of:
Department of School Education and Literacy
Ministry of Human Resource Development
Government of India

March (2011)

© 2011



कपिल सिबल
KAPIL SIBAL



मंत्री
मानव संसाधन विकास,
संचार एवं सूचना प्रौद्योगिकी
भारत सरकार, नई दिल्ली-110 015
MINISTER OF
HUMAN RESOURCE DEVELOPMENT,
COMMUNICATIONS AND INFORMATION TECHNOLOGY
GOVERNMENT OF INDIA
NEW DELHI-110 015

Foreword

The passage of the legislation giving effect to the fundamental right to elementary education is the culmination of a promise made over a century ago. The first legislation enunciating such a right was introduced by the father-figure of our Independence movement, Shri Gopal Krishna Gokhale. Our founding fathers pledged to deliver free and compulsory education to our children. With the formal notification of this right as an obligation of the State a year ago, we have taken the first steps to redeem this pledge. The RTE Act confers on children the right to elementary education on the basis of equality of opportunity and without discrimination on any grounds. It provides every child the right to quality education that enables him or her to fulfil his or her potential, realize opportunities for employment, develop life skills, as also the right to respect for her or his inherent dignity.

The implementation of the RTE Act poses the biggest ever challenge for the education system of our country. In the years to come, more and more children from very diverse backgrounds will enter the education system to participate in the learning process. Many of these children will be first generation school-goers, coming from families who have not had the opportunity of schooling. Many would have worked as child labour, or may have been migrating with their parents in search of livelihood. All of them would have had varied and wide ranging life experiences: grazing goat and cattle, working in dhaabas, or in agricultural activities in the field or as domestic help or caring for younger siblings. It will not be enough for us to merely enroll these children in schools, and assume that we have achieved children's right to education. The challenge before us is to ensure that all children, irrespective of their background, actively participate in learning, build on their experiences, and complete their education to grow into self-confident and self-assured adults. Our classrooms will no longer represent a homogenous group of children, as they did when education opportunities were restricted in outreach to the relatively well off. Our classrooms will have to change to cater to children from very heterogeneous backgrounds. The challenge before us is to tailor our teaching practices to suit children with different abilities and experiences, and ensure that every child achieves his or her best potential.

We have received overwhelming response to this legislation – nationally and internationally. The Government has taken a number of steps to implement the provisions of the Act. It has committed ₹ 2.31 lakh crores to be shared between the Central and State Governments over a five year period for the implementation of the Act. It has revised the existing norms and introduced new norms for its flagship programme, the Sarva Shiksha Abhiyan, to ensure that **all** children access and complete elementary education.

At the end of this first year of RTE implementation we place before you a statement of where we stand with respect to enrolment, teacher-related and infrastructure indicators. We hope over the years to be also able to include material on how States are addressing the issue of quality in teaching learning. We stand committed – in partnership with the States – to institute reform in the elementary education system so that every child realizes her/his right to full time elementary education of satisfactory and equitable quality in a formal school which satisfies the essential norms and standards.

Kapil Sibal
(KAPIL SIBAL)

The 1st Year

It is one year since Article 21-A, inserted in the Constitution of India, and the Right of Children to Free and Compulsory Education (RTE) Act became operational in our country. Addressing the Nation on that day the Prime Minister, Dr. Manmohan Singh, said: “Today, our government comes before you to redeem the pledge of giving all our children the right to education... We are committed to ensuring that all children, irrespective of gender and social category, have access to education... The needs of every disadvantaged section of our society, particularly girls, Dalits, Adivasis and minorities must be of particular focus as the Act is implemented”.

The RTE roadmap is derived from the timeframes mandated in the Act. This includes: -

Establishment of neighbourhood schools	3 years (by 31st March, 2013)
Provision of school infrastructure	
• All weather school buildings	3 years (by 31st March, 2013)
• One-classroom-one-teacher	
• Head Teacher-cum-Office room	
• Library	
• Toilets, drinking water	
• Barrier free access	
• Playground, fencing, boundary walls	
Provision of teachers as per prescribed PTR	3 years (by 31st March, 2013)
Training of untrained teachers	5 years (by 31st March, 2015)
Quality interventions and other provisions	With immediate effect

Developments since RTE enactment:

- (i) **Central RTE Rules:** The Central Rules titled “The Right of Children to Free and Compulsory Education Rules, 2010” were notified in the Official Gazette on 9th April, 2010. These Rules are applicable to the Union Territories without Legislature. These are also hosted on the MHRD website www.education.nic.in.
- (ii) **Model RTE Rules:** The Model RTE Rules were shared with the States in the meeting of State Education Secretaries held on 30th January, 2010, and are hosted on the MHRD website www.education.nic.in. The Model Rules were also forwarded to the States/UTs to adopt/ adapt them as per their State requirements.
- (iii) **Notification of NCTE as authority to prescribe Teacher Qualifications:** Section 23(1) of the Act states that “Any person possessing such minimum qualifications as laid down by an academic authority authorized by the central government by notification shall be eligible for appointment as a teacher.” Consequentially, the Central Government has issued notification dated 5th April, 2010 authorizing the National Council for Teacher Education (NCTE) as the academic authority to lay down the minimum qualifications for a person to be eligible for appointment as a teacher.

- (iv) **Teacher Qualifications prescribed by NCTE:** NCTE has prescribed the Teacher Qualifications for appointment of teachers as per section 23 of the RTE Act. Further, NCTE has also developed Guidelines for conducting the Teacher Eligibility Test (TET).
- (v) **Notification under Section 7 and 29 of the RTE Act:** Section 7 (6) (a) states that “the central government shall develop a framework of national curriculum with the help of academic authority specified under section 29.” Further, Section 29 (1) of the Act states that “the curriculum and the evaluation procedure for elementary education shall be laid down by an academic authority to be specified by the appropriate government by notification.” The Central Government has issued notification on 5th April, 2010 for National Council of Educational Research and Training (NCERT) to be the academic authority under section 29 for laying down the curriculum and evaluation procedure for elementary education in respect of UTs without legislature and to develop a framework of national curriculum under section 7(6)(a) of the Act. The Central Government has also clarified that the NCF-2005 will be the national curriculum framework till such time as the Central Government decides to develop a new framework.
- (vi) **Constitution of National Advisory Council under section 33:** The National Advisory Council (NAC) has been constituted to advise the Central Government on the implementation of the provisions of the RTE Act. In a recent meeting of the NAC, six Task Forces were constituted, viz., (i) Child Entitlements (Chairperson: Dr. Vinod Raina), (ii) Teacher Recruitment, Deployment, Education and Development (Chairperson: Prof. R Govinda), (iii) Curriculum and Pedagogy (Chairperson: Prof. Krishna Kumar), (iv) Community Mobilization and Public Awareness (Chairperson: Dr. Kiran Karnik), (v) Research and Evaluation (Chairperson: Prof. Yogendra Yadav), and (vi) Equity and Inclusion Chairperson: Dr. Annie Namala).
- (vii) **Revision of fund sharing pattern between the Centre and the States:** The fund sharing pattern between the Centre and States, originally approved for Sarva Shiksha Abhiyan for the duration of the 11th Plan, was on a sliding scale viz. 65:35 during the first two years of 11th Five Year Plan, 60:40 in third year, 55:45 in the fourth year and 50:50 thereafter (90:10 for NE States). This has been replaced with a new funding pattern of 65:35 applicable from 2010-11 (90:10 for NE States) for period of 5 years with effect from 2010-11. Central Government has also approved an outlay of Rs.2,31,233 crore for implementation of the combined RTE-SSA programme for the five year period of 2010-11 to 2014-15. The outlay of Rs. 2,31,233 crore is supported by Grant-in-Aid of Rs. 24,068 crore recommended by the 13th Finance Commission to the States during the next 5 years. The balance requirement of Rs 2,07,165 crore would be shared between the Centre and States in the ratio of 65:35 for all States/UTs. In the case of the eight States in the NER the existing sharing pattern of 90:10 would continue.
- (viii) **Aligning SSA norms with RTE:** The Government had set up a Committee on the Implementation of RTE and the Resultant Revamp of SSA under the chairpersonship of Shri Anil Bordia, former Union Education Secretary. The Committee’s Report is on website: www.education.nic.in. Based on the Committee’s Report Government has revised the SSA Framework of Implementation and norms. The Revised Framework of Implementation for SSA was approved by the Executive Committee for SSA on 1st February 2011 and by the National Advisory Council for RTE on 2nd March 2011.
- (ix) **Enhancement of outlays for the year 2010-11:** The Central Government has enhanced the budgetary outlays for the year 2010-11 from Rs 15,000 crore (BE) to Rs 19,800 crore (RE). The outlay of Rs 19,800 crore represents a 45% enhancement over the outlay for the year 2009-10.

- (x) **Supplementary Plan approved for 2010-11:** Over and above the Annual Work Plans and Budget approved for the year 2010-11, the Project Approval Board for SSA has approved Supplementary Plans for the States. Thus, against the key interventions under RTE, the Government has approved the following for the year 2010-11:

1	Additional Teachers	5.08 lakh	4.55 lakh
2	Part time instructors for Art Education, Physical Education and Work Education	3.10 lakh	1.13 lakh
3	Additional Classrooms	14.25 lakh	2.74 lakh

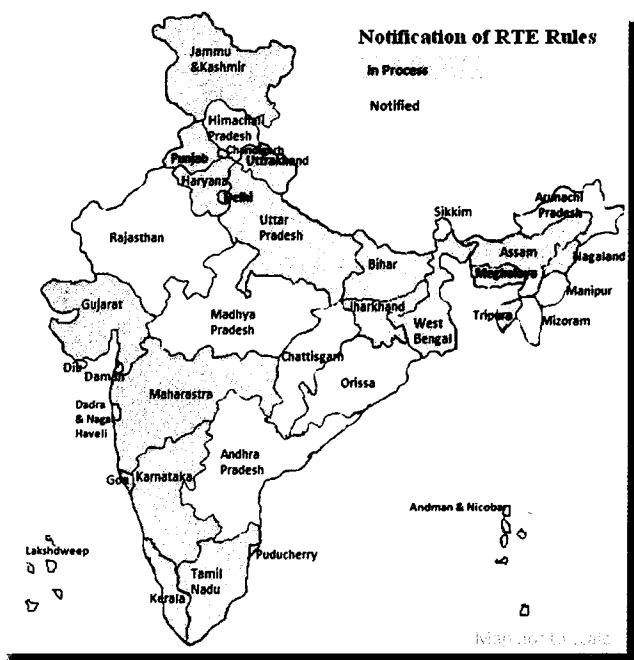
- (xi) **Proposed Amendments to the Act:** MHRD has received representations from organizations (a) working for the welfare of the children with disabilities and (b) who set up minority institutions, seeking certain amendments to the RTE Act. Amendments to the principal Act have been introduced in the Rajya Sabha.
- (xii) **Awareness Generation, Consultations:** The Ministry organised a series of meetings in June 2010 with Ministers of Education of the States of Bihar, Uttar Pradesh, West Bengal, Orissa, Rajasthan, Madhya Pradesh, Chhattisgarh, Andhra Pradesh, Assam, Meghalaya, Sikkim, Mizoram, Manipur, Nagaland, Arunachal Pradesh to generate awareness on teacher related issues, including inter alia the provisions mandating that pupil teacher ratios prescribed under that RTE Act are maintained, not merely as an average for a block, district or State, but specifically for each school. This entails concerted action to redeploy existing teachers to address rural-urban imbalance in deployment, reviewing the existing teacher recruitment rules to ensure that they conform to the teacher qualifications prescribed by the NCTE, and expediting processes for recruitment of teachers to fill up vacancies in the State sector as also SSA. This was followed with a meeting of all Ministers of Education to reiterate the importance of instituting reform in teacher recruitment, placement and deployment.

A series of Regional Workshops were conducted in Guwahati, Goa and Amritsar in July-August to orient State level officials to the provisions of the RTE Act. The Ministry also organised consultations with heads of private institutions in August and December 2010 to discuss issues relating to the admission of children from disadvantaged groups and weaker sections. In addition, State Governments organised workshops and consultations in Kerala, Tamil Nadu, Karnataka, Andhra Pradesh, Puducherry, Madhya Pradesh, Bihar, Rajasthan, Uttar Pradesh, Orissa, West Bengal, Gujarat, Jharkhand to generate awareness about the child centric assumptions of the RTE Act. The Ministry also initiated an awareness generation campaign in seven States of Orissa, Bihar, Jharkhand, Chhattisgarh, Madhya Pradesh, Rajasthan and Uttarakhand with support of the Bharat Gyan Vigyan Samiti through a series of street plays.

Contents

1	India	1
2	Andaman & Nicobar Islands	2
3	Andhra Pradesh	3
4	Arunachal Pradesh	4
5	Assam	5
6	Bihar	6
7	Chandigarh	7
8	Chhattisgarh	8
9	Dadra & Nagar Haveli	9
10	Daman & Diu	10
11	Delhi	11
12	Goa	12
13	Gujarat	13
14	Haryana	14
15	Himachal Pradesh	15
16	Jammu & Kashmir	16
17	Jharkhand	17
18	Karnataka	18
19	Kerala	19
20	Lakshadweep	20
21	Madhya Pradesh	21
22	Maharashtra	22
23	Manipur	23
24	Meghalaya	24
25	Mizoram	25
26	Nagaland	26
27	Orissa	27
28	Puducherry	28
29	Punjab	29
30	Rajasthan	30
31	Sikkim	31
32	Tamil Nadu	32
33	Tripura	33
34	Uttar Pradesh	34
35	Uttarakhand	35
36	West Bengal	36

India



Total population	102.87Cr.	Literacy rate	64.8
% Urban population	72.2	Female literacy rate	53.7
% SC population	16.2	Male literacy rate	75.3
% ST population	8.2	Sex ratio	933

	Number of States
Notification of State Rules	15
Constitution of SCPCR/REPA	11
Notification of academic authority	20
Policy on eight year elementary education	28
No detention	27
No corporal punishment	28
No board examination upto elementary level	26
Banning private tuition	18
Banning screening procedure and capitation fees	18
Minimum working days and instructional hours	21

Indicator

	2009-10
Total enrolment primary level	13,34,05,581
Total enrolment upper primary level	5,44,67,415
% Girls to total enrolment primary level	48.46
% Girls to total enrolment upper primary level	48.12
Gender parity index (GPI) primary level	0.94
Gender parity index (GPI) upper primary level	0.93
% SC to total enrolment	19.81
% ST to total enrolment	10.93
Out of school children of 6 – 14 age (as per IMRB survey in 2009)	81,50,619

Indicator

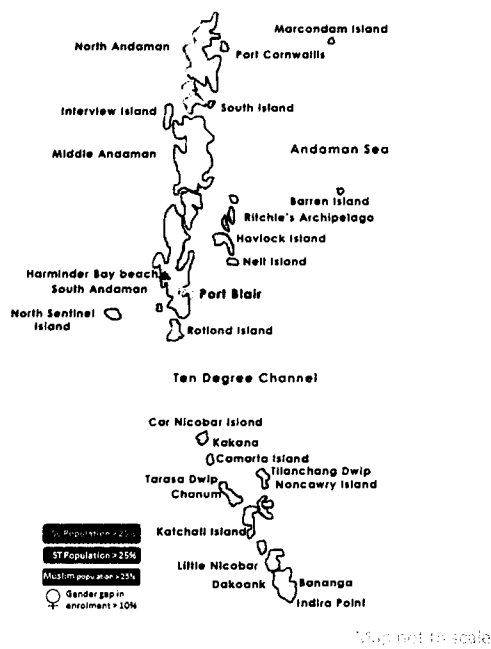
	2009-10
Total teachers (Govt.+Aided)	44,77,429
Pupil teacher ratio (PTR)	32
Districts with PTR > 30	324
% Primary schools with PTR > 30	41
% Upper primary schools with PTR > 35	33
% Teachers without professional qualification	21
% Single teacher schools	9

Indicator

	2009-10
No. of elementary schools (Govt.+Aided)	11,20,968
Student classroom ratio (SCR)	32
Districts with SCR > 30	268
% Primary schools with SCR > 30	41
% Upper primary schools with SCR > 35	33
% Schools with drinking water facility	93
% Schools with girls toilet	59
% Schools with ramp	47
% Schools with playground	51
% Schools with boundary wall	51
% Schools with kitchen-shed	43

Source: DISE

Andaman & Nicobar Islands



Total population	3.56 L	Literacy rate	81.3
% Urban population	32.7	Female literacy rate	75.2
% SC population	0.0	Male literacy rate	86.3
% ST population	8.3	Sex ratio	846

Notification of State Rules	Central Rules
Constitution of SCPCR/REPA	In process
Notification of academic authority	Notified
Policy on eight year elementary education	In place
No detention	Notification issued
No corporal punishment	Notification issued
No board examination upto elementary level	Notification issued
Banning private tuition	Notification awaited
Banning screening procedure and capitation fees	Notification awaited
Minimum working days and instructional hours	Notification issued

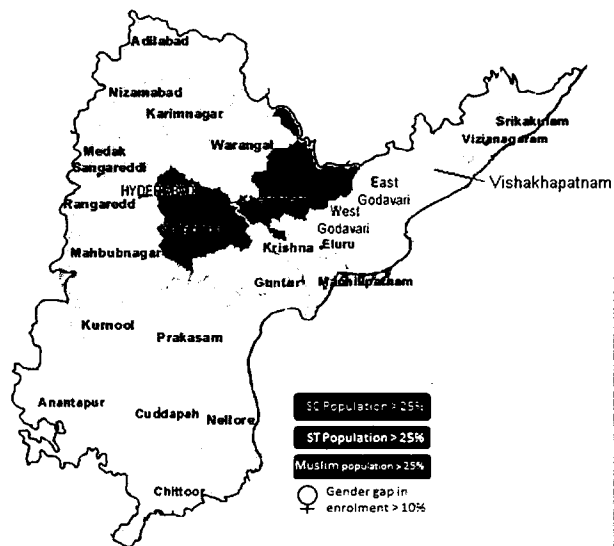
As on 01-04-2011

Indicator	2009-10
Total enrolment primary level	34,242
Total enrolment upper primary level	22,323
% Girls to total enrolment primary level	49
% Girls to total enrolment upper primary level	48
Gender parity index (GPI) primary level	0.95
Gender parity index (GPI) upper primary level	0.92
% SC to total enrolment	0
% ST to total enrolment	7
Out of school children of 6 – 14 age (as per IMRB survey in 2009)	0

Indicator	2009-10	Indicator	2009-10
Total teachers (Govt.+Aided)	4,310	No. of elementary schools (Govt.+Aided)	324
Pupil teacher ratio (PTR)	11	Student classroom ratio (SCR)	17
Districts with PTR > 30	0	Districts with SCR > 30	0
% Primary schools with PTR > 30	6	% Primary schools with SCR > 30	6
% Upper primary schools with PTR > 35	4	% Upper primary schools with SCR > 35	4
% Teachers without professional qualification	1	% Schools with drinking water facility	91
% Single teacher schools	4	% Schools with girls toilet	89
		% Schools with ramp	17
		% Schools with playground	58
		% Schools with boundary wall	52
		% Schools with kitchen-shed	24

Source: DISE

Andhra Pradesh



Total population	7.62 Cr.	Literacy rate	60.5
% Urban population	27.3	Female literacy rate	50.4
% SC population	16.2	Male literacy rate	70.3
% ST population	6.6	Sex ratio	978

Notification of State Rules	Notified
Constitution of SCPCR/REPA	In process
Notification of academic authority	Notified
Policy on eight year elementary education	In process
No detention	Notification issued
No corporal punishment	Notification issued
No board examination upto elementary level	Notification issued
Banning private tuition	Notification issued
Banning screening procedure and capitation fees	Notification issued
Minimum working days and instructional hours	Notification issued

As on 01-04-2011

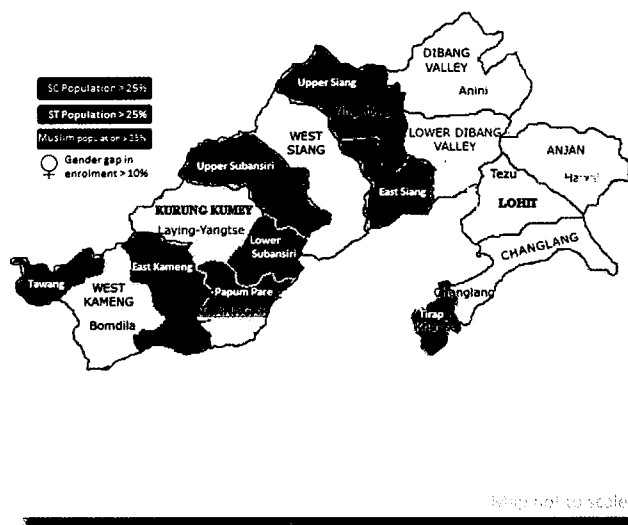
Indicator	2009-10
Total enrolment primary level	72,29,193
Total enrolment upper primary level	36,22,055
% Girls to total enrolment primary level	49
% Girls to total enrolment upper primary level	49
Gender parity index (GPI) primary level	0.97
Gender parity index (GPI) upper primary level	0.96
% SC to total enrolment	18
% ST to total enrolment	10
Out of school children of 6 – 14 age (as per IMRB survey in 2009)	1,72,354

Indicator	2009-10
Total teachers (Govt.+Aided)	3,29,241
Pupil teacher ratio (PTR)	22
Districts with PTR > 30	14
% Primary schools with PTR > 30	31
% Upper primary schools with PTR > 35	20
% Teachers without professional qualification	10
% Single teacher schools	14

Indicator	2009-10
No. of elementary schools (Govt.+Aided)	83,235
Student classroom ratio (SCR)	24
Districts with SCR > 30	0
% Primary schools with SCR > 30	31
% Upper primary schools with SCR > 35	20
% Schools with drinking water facility	92
% Schools with girls toilet	67
% Schools with ramp	14
% Schools with playground	48
% Schools with boundary wall	54
% Schools with kitchen-shed	33

Source: DISE

Arunachal Pradesh



Total population	10.98 L	Literacy rate	54.3
% Urban population	20.8	Female literacy rate	43.5
% SC population	0.6	Male literacy rate	63.8
% ST population	64.2	Sex ratio	893

Notification of State Rules	Notified
Constitution of SCPCR/REPA	In process
Notification of academic authority	Notified
Policy on eight year elementary education	In place
No detention	Notification issued
No corporal punishment	Notification issued
No board examination upto elementary level	Notification issued
Banning private tuition	Notification awaited
Banning screening procedure and capitation fees	Notification awaited
Minimum working days and instructional hours	Notification issued

As on 01-04-2011

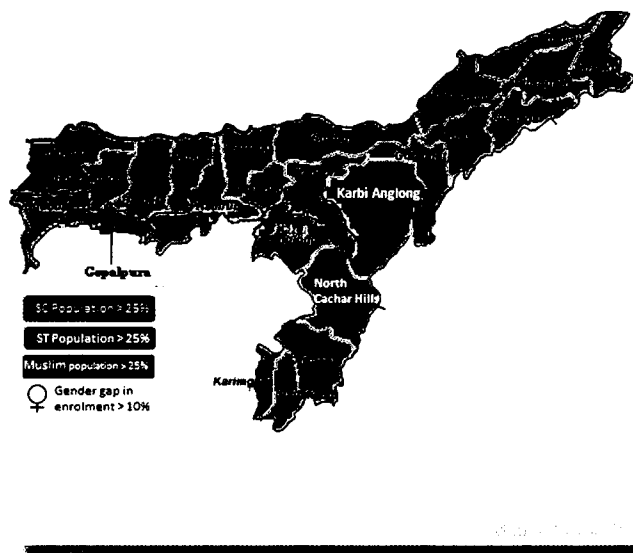
Indicator	2009-10
Total enrolment primary level	2,45,832
Total enrolment upper primary level	88,617
% Girls to total enrolment primary level	49
% Girls to total enrolment upper primary level	48
Gender parity index (GPI) primary level	0.94
Gender parity index (GPI) upper primary level	0.93
% SC to total enrolment	0
% ST to total enrolment	76
Out of school children of 6 – 14 age (as per IMRB survey in 2009)	20,601

Indicator	2009-10
Total teachers (Govt.+Aided)	15,847
Pupil teacher ratio (PTR)	19
Districts with PTR > 30	0
% Primary schools with PTR > 30	14
% Upper primary schools with PTR > 35	16
% Teachers without professional qualification	75
% Single teacher schools	49

Indicator	2009-10
No. of elementary schools (Govt.+Aided)	4,424
Student classroom ratio (SCR)	19
Districts with SCR > 30	0
% Primary schools with SCR > 30	14
% Upper primary schools with SCR > 35	16
% Schools with drinking water facility	85
% Schools with girls toilet	38
% Schools with ramp	3
% Schools with playground	25
% Schools with boundary wall	28
% Schools with kitchen-shed	34

Source: DISE

Assam



Total population	2.66 Cr.	Literacy rate	63.3
% Urban population	12.9	Female literacy rate	54.6
% SC population	6.9	Male literacy rate	71.3
% ST population	12.4	Sex ratio	935

Notification of State Rules	In process
Constitution of SCPCR/REPA	Notified
Notification of academic authority	In process
Policy on eight year elementary education	Notification issued
No detention	Notification issued
No corporal punishment	Notification awaited
No board examination upto elementary level	Notification awaited
Banning private tuition	Notification awaited
Banning screening procedure and capitation fees	Notification awaited
Minimum working days and instructional hours	Notification awaited

As on 01-04-2011

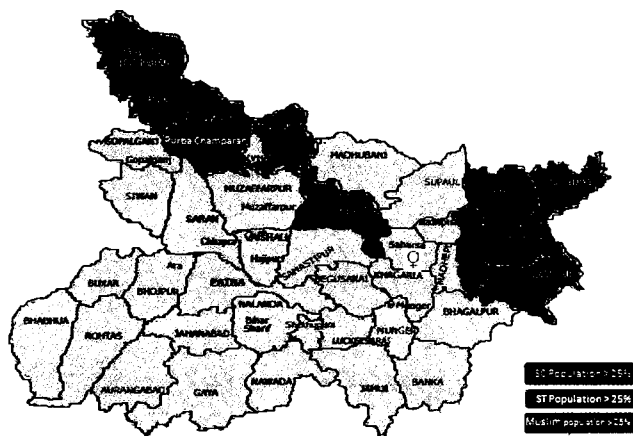
Indicator	2009-10
Total enrolment primary level	35,21,862
Total enrolment upper primary level	16,40,238
% Girls to total enrolment primary level	50
% Girls to total enrolment upper primary level	51
Gender parity index (GPI) primary level	0.99
Gender parity index (GPI) upper primary level	1.05
% SC to total enrolment	10
% ST to total enrolment	15
Out of school children of 6 – 14 age (as per IMRB survey in 2009)	2,34,983

Indicator	2009-10
Total teachers (Govt.+Aided)	2,10,103
Pupil teacher ratio (PTR)	23
Districts with PTR > 30	3
% Primary schools with PTR > 30	42
% Upper primary schools with PTR > 35	42
% Teachers without professional qualification	61
% Single teacher schools	12

Indicator	2009-10
No. of elementary schools (Govt.+Aided)	51,301
Student classroom ratio (SCR)	30
Districts with SCR > 30	10
% Primary schools with SCR > 30	42
% Upper primary schools with SCR > 35	42
% Schools with drinking water facility	81
% Schools with girls toilet	38
% Schools with ramp	43
% Schools with playground	55
% Schools with boundary wall	28
% Schools with kitchen-shed	48

Source: DISE

Bihar



Total population	8.29 Cr.	Literacy rate	47.0
% Urban population	10.5	Female literacy rate	33.1
% SC population	15.7	Male literacy rate	59.7
% ST population	0.9	Sex ratio	919

Notification of State Rules	In process
Constitution of SCPCR/REPA	Notified
Notification of academic authority	In process
Policy on eight year elementary education	In place
No detention	Notification issued
No corporal punishment	Notification issued
No board examination upto elementary level	Notification issued
Banning private tuition	Notification issued
Banning screening procedure and capitation fees	Notification issued
Minimum working days and instructional hours	Notification awaited

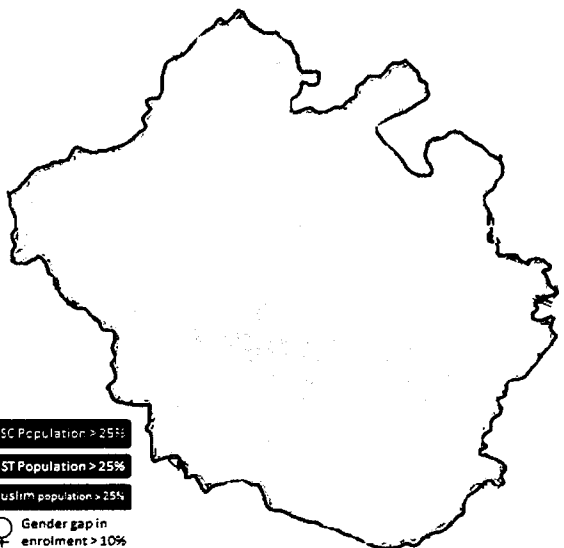
As on 01-04-2011

Indicator	2009-10
Total enrolment primary level	1,51,56,710
Total enrolment upper primary level	38,50,783
% Girls to total enrolment primary level	48
% Girls to total enrolment upper primary level	46
Gender parity index (GPI) primary level	0.92
Gender parity index (GPI) upper primary level	0.87
% SC to total enrolment	19
% ST to total enrolment	2
Out of school children of 6 – 14 age (as per IMRB survey in 2009)	13,45,697

Indicator	2009-10	Indicator	2009-10
Total teachers (Govt.+Aided)	3,32,781	No. of elementary schools (Govt.+Aided)	67,649
Pupil teacher ratio (PTR)	57	Student classroom ratio (SCR)	89
Districts with PTR > 30	37	Districts with SCR > 30	37
% Primary schools with PTR > 30	74	% Primary schools with SCR > 30	74
% Upper primary schools with PTR > 35	90	% Upper primary schools with SCR > 35	90
% Teachers without professional qualification	51	% Schools with drinking water facility	93
% Single teacher schools	5	% Schools with girls toilet	38
		% Schools with ramp	39
		% Schools with playground	31
		% Schools with boundary wall	39
		% Schools with kitchen-shed	15

Source: DISE

Chandigarh



Total population	9.01 L	Literacy rate	81.9
% Urban population	89.8	Female literacy rate	76.5
% SC population	17.5	Male literacy rate	86.1
% ST population	0.0	Sex ratio	777

Notification of State Rules	Central Rules
Constitution of SCPCR/REPA	In process
Notification of academic authority	In process
Policy on eight year elementary education	In place
No detention	Notification issued
No corporal punishment	Notification issued
No board examination upto elementary level	Notification issued
Banning private tuition	Notification issued
Banning screening procedure and capitation fees	Notification issued
Minimum working days and instructional hours	Notification issued

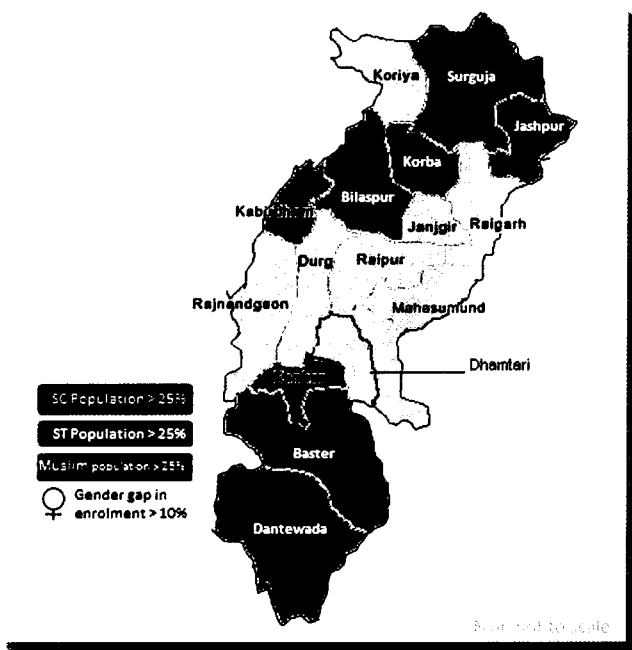
As on 01-04-2011

Indicator	2009-10
Total enrolment primary level	89,871
Total enrolment upper primary level	52,474
% Girls to total enrolment primary level	46
% Girls to total enrolment upper primary level	44
Gender parity index (GPI) primary level	0.84
Gender parity index (GPI) upper primary level	0.80
% SC to total enrolment	10
% ST to total enrolment	0
Out of school children of 6 – 14 age (as per IMRB survey in 2009)	1,974

Indicator	2009-10	Indicator	2009-10
Total teachers (Govt.+Aided)	3,075	No. of elementary schools (Govt.+Aided)	122
Pupil teacher ratio (PTR)	29	Student classroom ratio (SCR)	40
Districts with PTR > 30	0	Districts with SCR > 30	1
% Primary schools with PTR > 30	69	% Primary schools with SCR > 30	69
% Upper primary schools with PTR > 35	61	% Upper primary schools with SCR > 35	61
% Teachers without professional qualification	0	% Schools with drinking water facility	100
% Single teacher schools	0	% Schools with girls toilet	97
		% Schools with ramp	43
		% Schools with playground	98
		% Schools with boundary wall	99
		% Schools with kitchen-shed	25

Source: DISE

Chhattisgarh



Total population	2.08 Cr.	Literacy rate	64.7
% Urban population	20.1	Female literacy rate	51.9
% SC population	11.6	Male literacy rate	77.4
% ST population	31.8	Sex ratio	989

Notification of State Rules	Notified
Constitution of SCPCR/REPA	Notified
Notification of academic authority	Notified
Policy on eight year elementary education	In place
No detention	Notification awaited
No corporal punishment	Notification issued
No board examination upto elementary level	Notification awaited
Banning private tuition	Notification awaited
Banning screening procedure and capitation fees	Notification awaited
Minimum working days and instructional hours	Notification awaited

As on 01-04-2011

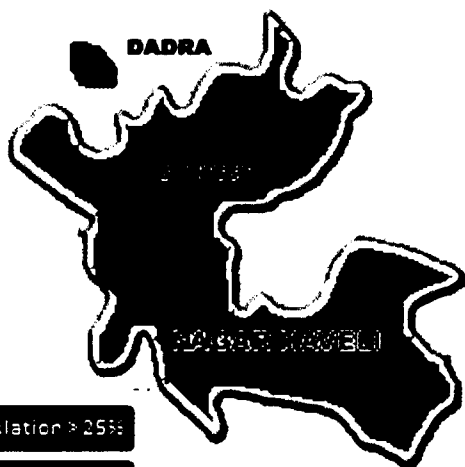
Indicator	2009-10
Total enrolment primary level	31,51,851
Total enrolment upper primary level	13,63,884
% Girls to total enrolment primary level	49
% Girls to total enrolment upper primary level	49
Gender parity index (GPI) primary level	0.96
Gender parity index (GPI) upper primary level	0.95
% SC to total enrolment	15
% ST to total enrolment	32
Out of school children of 6 – 14 age (as per IMRB survey in 2009)	85,366

Indicator	2009-10
Total teachers (Govt.+Aided)	1,43,742
Pupil teacher ratio (PTR)	26
Districts with PTR > 30	4
% Primary schools with PTR > 30	34
% U. primary schs. with PTR > 35	24
% Teachers without professional qualification	31
% Single teacher schools	11

Indicator	2009-10
No. of elementary schools (Govt.+Aided)	46,764
Student classroom ratio (SCR)	28
Districts with SCR > 30	5
% Primary schools with SCR > 30	34
% Upper primary schools with SCR > 35	24
% Schools with drinking water facility	94
% Schools with girls toilet	35
% Schools with ramp	41
% Schools with playground	41
% Schools with boundary wall	70
% Schools with kitchen-shed	36

Source: DISE

Dadra & Nagar Haveli



- SC Population > 25%
- ST Population > 25%
- Muslim population > 25%
- Gender gap in enrolment > 10%

Map not to scale

Total population	2.21 L	Literacy rate	57.6
% Urban population	22.9	Female literacy rate	40.2
% SC population	1.9	Male literacy rate	71.2
% ST population	62.2	Sex ratio	811

Notification of State Rules	Central Rules
Constitution of SCPCR/REPA	In process
Notification of academic authority	In process
Policy on eight year elementary education	In process
No detention	Notification awaited
No corporal punishment	Notification awaited
No board examination upto elementary level	Notification awaited
Banning private tuition	Notification awaited
Banning screening procedure and capitation fees	Notification awaited
Minimum working days and instructional hours	Notification awaited

As on 01-04-2011

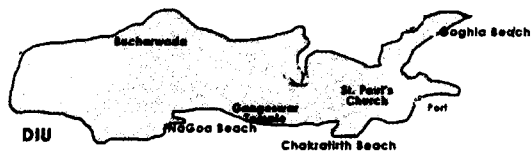
Indicator	2009-10
Total enrolment primary level	39,826
Total enrolment upper primary level	12,464
% Girls to total enrolment primary level	48
% Girls to total enrolment upper primary level	45
Gender parity index (GPI) primary level	0.91
Gender parity index (GPI) upper primary level	0.81
% SC to total enrolment	2
% ST to total enrolment	70
Out of school children of 6 – 14 age (as per IMRB survey in 2009)	444

Indicator	2009-10
Total teachers (Govt.+Aided)	1,236
Pupil teacher ratio (PTR)	36
Districts with PTR > 30	1
% Primary schools with PTR > 30	62
% Upper primary schools with PTR > 35	68
% Teachers without professional qualification	0
% Single teacher schools	20

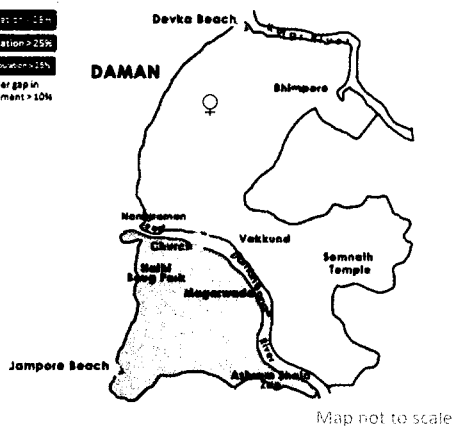
Indicator	2009-10
No. of elementary schools (Govt.+Aided)	284
Student classroom ratio (SCR)	39
Districts with SCR > 30	1
% Primary schools with SCR > 30	62
% Upper primary schools with SCR > 35	68
% Schools with drinking water facility	96
% Schools with girls toilet	52
% Schools with ramp	27
% Schools with playground	34
% Schools with boundary wall	39
% Schools with kitchen-shed	33

Source: DISE

Daman & Diu



SC Population > 15%
 ST Population > 25%
 Muslim population > 15%
 Gender gap in enrolment > 10%



Map not to scale

Total population	1.58 L	Literacy rate	78.2
% Urban population	36.3	Female literacy rate	65.6
% SC population	3.1	Male literacy rate	86.8
% ST population	8.8	Sex ratio	709

Notification of State Rules	Central Rules
Constitution of SCPCR/REPA	In process
Notification of academic authority	Notified
Policy on eight year elementary education	Notification issued
No detention	Notification awaited
No corporal punishment	Notification awaited
No board examination upto elementary level	Notification awaited
Banning private tuition	Notification issued
Banning screening procedure and capitation fees	Notification issued
Minimum working days and instructional hours	Notification issued

As on 01-04-2011

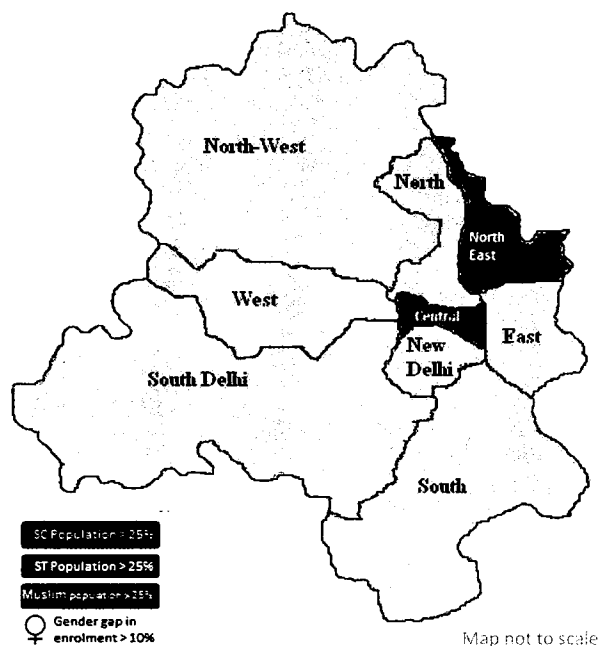
Indicator	2009-10
Total enrolment primary level	17,472
Total enrolment upper primary level	8,963
% Girls to total enrolment primary level	46
% Girls to total enrolment upper primary level	47
Gender parity index (GPI) primary level	0.86
Gender parity index (GPI) upper primary level	0.88
% SC to total enrolment	4
% ST to total enrolment	12
Out of school children of 6 – 14 age (as per IMRB survey in 2009)	23

Indicator	2009-10
Total teachers (Govt.+Aided)	638
Pupil teacher ratio (PTR)	31
Districts with PTR > 30	2
% Primary schools with PTR > 30	54
% U. primary schs. with PTR > 35	37
% Teachers without professional qualification	5
% Single teacher schools	2

Indicator	2009-10
No. of elementary schools (Govt.+Aided)	95
Student classroom ratio (SCR)	34
Districts with SCR > 30	2
% Primary schools with SCR > 30	54
% Upper primary schools with SCR > 35	37
% Schools with drinking water facility	100
% Schools with girls toilet	76
% Schools with ramp	45
% Schools with playground	61
% Schools with boundary wall	90
% Schools with kitchen-shed	60

Source: DISE

Delhi



Total population	1.38 Cr.	Literacy rate	81.7
% Urban population	93.2	Female literacy rate	74.7
% SC population	16.9	Male literacy rate	87.3
% ST population	0.0	Sex ratio	821

Notification of State Rules	In process
Constitution of SCPCR/REPA	Notified
Notification of academic authority	Notified
Policy on eight year elementary education	In place
No detention	Notification issued
No corporal punishment	Notification issued
No board examination upto elementary level	Notification issued
Banning private tuition	Notification issued
Banning screening procedure and capitation fees	Notification issued
Minimum working days and instructional hours	Notification issued

As on 01-04-2011

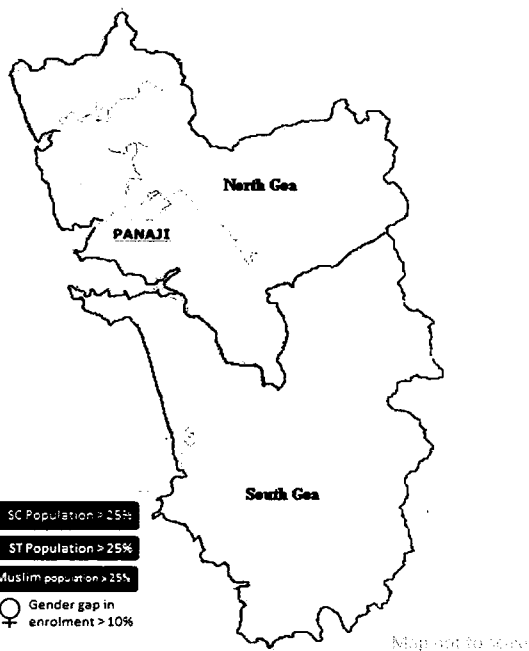
Indicator	2009-10
Total enrolment primary level	16,84,425
Total enrolment upper primary level	9,82,164
% Girls to total enrolment primary level	47
% Girls to total enrolment upper primary level	46
Gender parity index (GPI) primary level	0.88
Gender parity index (GPI) upper primary level	0.85
% SC to total enrolment	10
% ST to total enrolment	0
Out of school children of 6 – 14 age (as per IMRB survey in 2009)	1,24,022

Indicator	2009-10
Total teachers (Govt.+Aided)	57,777
Pupil teacher ratio (PTR)	28
Districts with PTR > 30	3
% Primary schools with PTR > 30	57
% Upper primary schools with PTR > 35	36
% Teachers without professional qualification	1
% Single teacher schools	0

Indicator	2009-10
No. of elementary schools (Govt.+Aided)	3,034
Student classroom ratio (SCR)	34
Districts with SCR > 30	7
% Primary schools with SCR > 30	56
% Upper primary schools with SCR > 35	35
% Schools with drinking water facility	100
% Schools with girls toilet	79
% Schools with ramp	71
% Schools with playground	75
% Schools with boundary wall	98
% Schools with kitchen-shed	6

Source: DISE

Goa



Total population	13.48 L	Literacy rate	82.0
% Urban population	49.8	Female literacy rate	75.4
% SC population	1.8	Male literacy rate	88.4
% ST population	0.0	Sex ratio	960

Notification of State Rules	In process
Constitution of SCPCR/REPA	In process
Notification of academic authority	In process
Policy on eight year elementary education	In process
No detention	Notification awaited
No corporal punishment	Notification awaited
No board examination upto elementary level	Notification awaited
Banning private tuition	Notification awaited
Banning screening procedure and capitation fees	Notification awaited
Minimum working days and instructional hours	Notification awaited

As on 01-04-2011

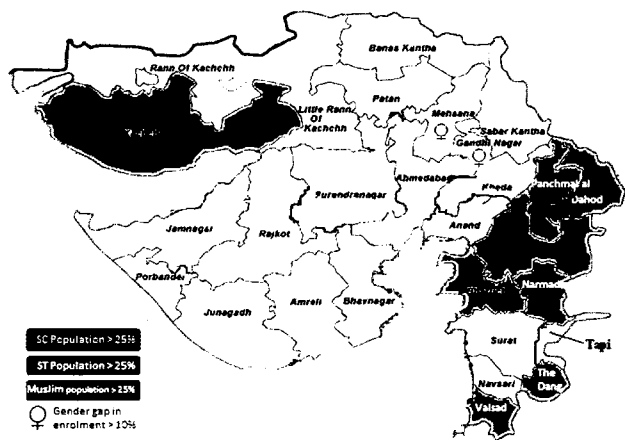
Indicator	2009-10
Total enrolment primary level	1,12,994
Total enrolment upper primary level	65,673
% Girls to total enrolment primary level	48
% Girls to total enrolment upper primary level	47
Gender parity index (GPI) primary level	0.92
Gender parity index (GPI) upper primary level	0.87
% SC to total enrolment	2
% ST to total enrolment	8
Out of school children of 6 – 14 age (as per IMRB survey in 2009)	0

Indicator	2009-10
Total teachers (Govt.+Aided)	6,873
Pupil teacher ratio (PTR)	24
Districts with PTR > 30	0
% Primary schools with PTR > 30	16
% Upper primary schools with PTR > 35	17
% Teachers without professional qualification	4
% Single teacher schools	25

Indicator	2009-10
No. of elementary schools (Govt.+Aided)	1,391
Student classroom ratio (SCR)	25
Districts with SCR > 30	0
% Primary schools with SCR > 30	16
% Upper primary schools with SCR > 35	17
% Schools with drinking water facility	99
% Schools with girls toilet	61
% Schools with ramp	34
% Schools with playground	50
% Schools with boundary wall	69
% Schools with kitchen-shed	4

Source: DISE

Gujarat



Map not to scale

Total population	5.06 Cr.	Literacy rate	69.1
% Urban population	37.4	Female literacy rate	57.8
% SC population	7.1	Male literacy rate	79.7
% ST population	14.8	Sex ratio	920

Notification of State Rules	In process
Constitution of SCPCR/REPA	In process
Notification of academic authority	Notified
Policy on eight year elementary education	Notification issued
No detention	Notification issued
No corporal punishment	Notification issued
No board examination upto elementary level	Notification issued
Banning private tuition	Notification issued
Banning screening procedure and capitation fees	Notification issued
Minimum working days and instructional hours	Notification issued

As on 01-04-2011

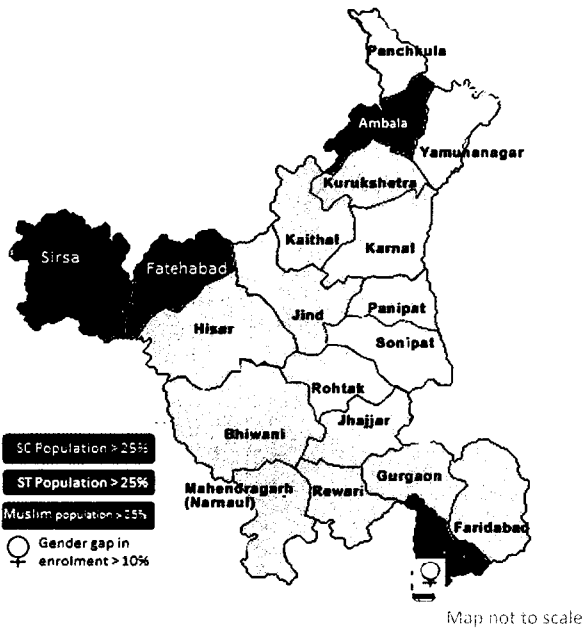
Indicator	2009-10
Total enrolment primary level	58,52,700
Total enrolment upper primary level	19,61,691
% Girls to total enrolment primary level	47
% Girls to total enrolment upper primary level	46
Gender parity index (GPI) primary level	0.87
Gender parity index (GPI) upper primary level	0.84
% SC to total enrolment	7
% ST to total enrolment	18
Out of school children of 6 – 14 age (as per IMRB survey in 2009)	1,62,355

Indicator	2009-10
Total teachers (Govt.+Aided)	1,93,459
Pupil teacher ratio (PTR)	32
Districts with PTR > 30	21
% Primary schools with PTR > 30	49
% Upper primary schools with PTR > 35	39
% Teachers without professional qualification	1
% Single teacher schools	1

Indicator	2009-10
No. of elementary schools (Govt.+Aided)	34,334
Student classroom ratio (SCR)	34
Districts with SCR > 30	22
% Primary schools with SCR > 30	49
% Upper primary schools with SCR > 35	39
% Schools with drinking water facility	97
% Schools with girls toilet	58
% Schools with ramp	80
% Schools with playground	69
% Schools with boundary wall	87
% Schools with kitchen-shed	46

Source: DISE

Haryana



Total population	2.11 Cr.	Literacy rate	67.9
% Urban population	29.0	Female literacy rate	55.7
% SC population	19.3	Male literacy rate	78.5
% ST population	0.0	Sex ratio	861

Notification of State Rules	In process
Constitution of SCPCR/REPA	Notified
Notification of academic authority	Notified
Policy on eight year elementary education	In place
No detention	Notification issued
No corporal punishment	Notification issued
No board examination upto elementary level	Notification issued
Banning private tuition	Notification issued
Banning screening procedure and capitation fees	Notification issued
Minimum working days and instructional hours	Notification issued

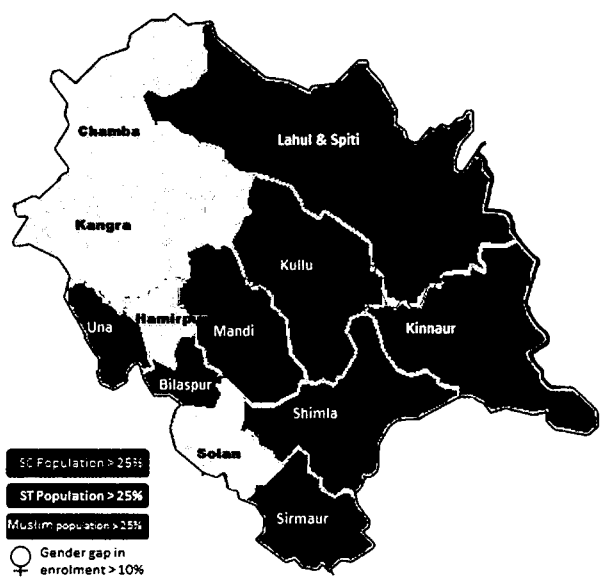
As on 01-04-2011

Indicator	2009-10
Total enrolment primary level	22,21,119
Total enrolment upper primary level	11,15,634
% Girls to total enrolment primary level	47
% Girls to total enrolment upper primary level	47
Gender parity index (GPI) primary level	0.89
Gender parity index (GPI) upper primary level	0.90
% SC to total enrolment	27
% ST to total enrolment	0
Out of school children of 6 – 14 age (as per IMRB survey in 2009)	1,07,205

Indicator	2009-10	Indicator	2009-10
Total teachers (Govt.+Aided)	82,784	No. of elementary schools (Govt.+Aided)	15,565
Pupil teacher ratio (PTR)	30	Student classroom ratio (SCR)	32
Districts with PTR > 30	6	Districts with SCR > 30	12
% Primary schools with PTR > 30	48	% Primary schools with SCR > 30	48
% Upper primary schools with PTR > 35	31	% Upper primary schools with SCR > 35	31
% Teachers without professional qualification	4	% Schools with drinking water facility	99
% Single teacher schools	4	% Schools with girls toilet	87
		% Schools with ramp	66
		% Schools with playground	83
		% Schools with boundary wall	95
		% Schools with kitchen-shed	18

Source: DISE

Himachal Pradesh



Total population	60.78 L	Literacy rate	76.5
% Urban population	9.8	Female literacy rate	67.4
% SC population	24.7	Male literacy rate	85.3
% ST population	4.0	Sex ratio	968

Notification of State Rules	Notified
Constitution of SCPCR/REPA	Notified
Notification of academic authority	Notified
Policy on eight year elementary education	In place
No detention	Notification issued
No corporal punishment	Notification issued
No board examination upto elementary level	Notification issued
Banning private tuition	Notification issued
Banning screening procedure and capitation fees	Notification issued
Minimum working days and instructional hours	Notification issued

As on 01-04-2011

Indicator

Indicator	2009-10
Total enrolment primary level	6,23,198
Total enrolment upper primary level	4,12,919
% Girls to total enrolment primary level	47
% Girls to total enrolment upper primary level	47
Gender parity index (GPI) primary level	0.90
Gender parity index (GPI) upper primary level	0.89
% SC to total enrolment	28
% ST to total enrolment	6
Out of school children of 6 – 14 age (as per IMRB survey in 2009)	2,451

Indicator

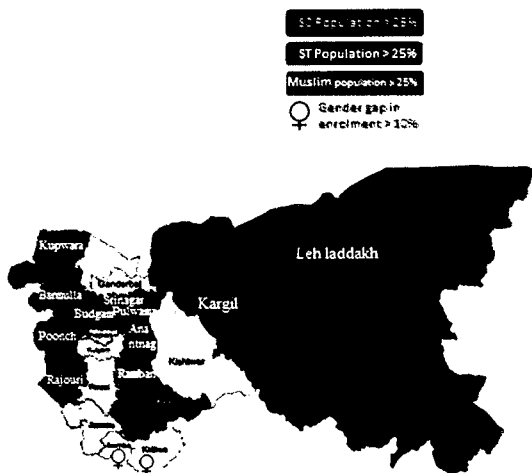
Indicator	2009-10
Total teachers (Govt.+Aided)	49,736
Pupil teacher ratio (PTR)	16
Districts with PTR > 30	0
% Primary schools with PTR > 30	5
% Upper primary schools with PTR > 35	12
% Teachers without professional qualification	5
% Single teacher schools	6

Indicator

Indicator	2009-10
No. of elementary schools (Govt.+Aided)	15,125
Student classroom ratio (SCR)	15
Districts with SCR > 30	0
% Primary schools with SCR > 30	5
% Upper primary schools with SCR > 35	12
% Schools with drinking water facility	98
% Schools with girls toilet	56
% Schools with ramp	46
% Schools with playground	63
% Schools with boundary wall	50
% Schools with kitchen-shed	15

Source: DISE

Jammu & Kashmir



Total population	1.01Cr.	Literacy rate	55.5
% Urban population	24.8	Female literacy rate	43.0
% SC population	7.6	Male literacy rate	66.6
% ST population	10.9	Sex ratio	892

Notification of State Rules	NA
Constitution of SCPCR/REPA	—
Notification of academic authority	—
Policy on eight year elementary education	—
No detention	—
No corporal punishment	—
No board examination upto elementary level	—
Banning private tuition	—
Banning screening procedure and capitation fees	—
Minimum working days and instructional hours	—

As on 01-04-2011

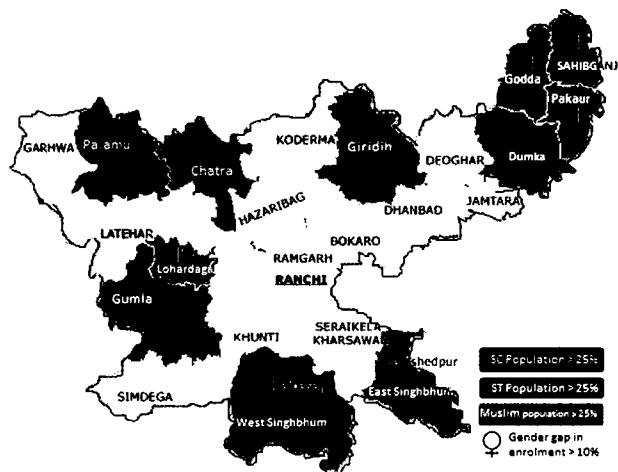
Indicator	2009-10
Total enrolment primary level	13,08,028
Total enrolment upper primary level	6,65,266
% Girls to total enrolment primary level	47
% Girls to total enrolment upper primary level	46
Gender parity index (GPI) primary level	0.90
Gender parity index (GPI) upper primary level	0.85
% SC to total enrolment	8
% ST to total enrolment	14
Out of school children of 6 – 14 age (as per IMRB survey in 2009)	9,691

Indicator	2009-10
Total teachers (Govt.+Aided)	78,609
Pupil teacher ratio (PTR)	16
Districts with PTR > 30	0
% Primary schools with PTR > 30	17
% Upper primary schools with PTR > 35	14
% Teachers without professional qualification	45
% Single teacher schools	12

Indicator	2009-10
No. of elementary schools (Govt.+Aided)	21,311
Student classroom ratio (SCR)	17
Districts with SCR > 30	0
% Primary schools with SCR > 30	17
% Upper primary schools with SCR > 35	14
% Schools with drinking water facility	86
% Schools with girls toilet	24
% Schools with ramp	12
% Schools with playground	27
% Schools with boundary wall	30
% Schools with kitchen-shed	2

Source: DISE

Jharkhand



Total population	2.69 Cr.	Literacy rate	53.6
% Urban population	22.2	Female literacy rate	38.9
% SC population	11.8	Male literacy rate	67.3
% ST population	26.3	Sex ratio	941

Notification of State Rules	In process
Constitution of SCPCR/REPA	In process
Notification of academic authority	In process
Policy on eight year elementary education	In place
No detention	Notification issued
No corporal punishment	Notification issued
No board examination upto elementary level	Notification issued
Banning private tuition	Notification issued
Banning screening procedure and capitation fees	Notification issued
Minimum working days and instructional hours	Notification issued

As on 01-04-2011

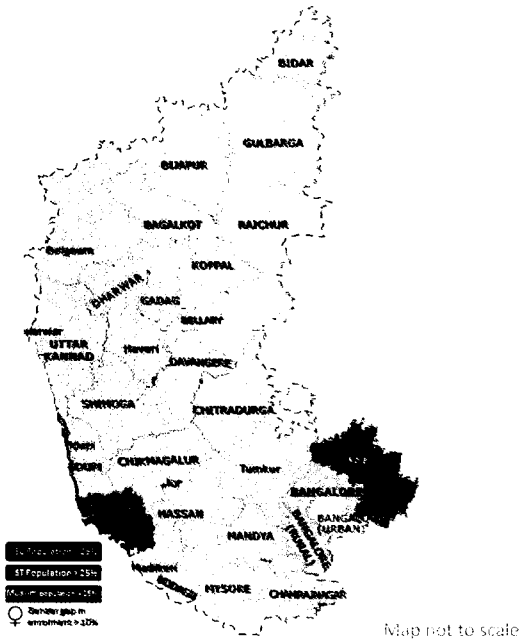
Indicator	2009-10
Total enrolment primary level	49,39,161
Total enrolment upper primary level	15,84,772
% Girls to total enrolment primary level	50
% Girls to total enrolment upper primary level	49
Gender parity index (GPI) primary level	0.98
Gender parity index (GPI) upper primary level	0.95
% SC to total enrolment	15
% ST to total enrolment	30
Out of school children of 6 – 14 age (as per IMRB survey in 2009)	1,32,195

Indicator	2009-10
Total teachers (Govt.+Aided)	1,39,630
Pupil teacher ratio (PTR)	44
Districts with PTR > 30	24
% Primary schools with PTR > 30	59
% Upper primary schools with PTR > 35	66
% Teachers without professional qualification	36
% Single teacher schools	8

Indicator	2009-10
No. of elementary schools (Govt.+Aided)	40,899
Student classroom ratio (SCR)	47
Districts with SCR > 30	22
% Primary schools with SCR > 30	59
% Upper primary schools with SCR > 35	66
% Schools with drinking water facility	85
% Schools with girls toilet	49
% Schools with ramp	14
% Schools with playground	27
% Schools with boundary wall	22
% Schools with kitchen-shed	32

Source: DISE

Karnataka



Total population	5.28 Cr.	Literacy rate	66.6
% Urban population	34.0	Female literacy rate	56.9
% SC population	16.2	Male literacy rate	76.1
% ST population	6.6	Sex ratio	965

Notification of State Rules	In process
Constitution of SCPCR/REPA	In process
Notification of academic authority	In process
Policy on eight year elementary education	In process
No detention	Notification awaited
No corporal punishment	Notification awaited
No board examination upto elementary level	Notification awaited
Banning private tuition	Notification awaited
Banning screening procedure and capitation fees	Notification awaited
Minimum working days and instructional hours	Notification issued

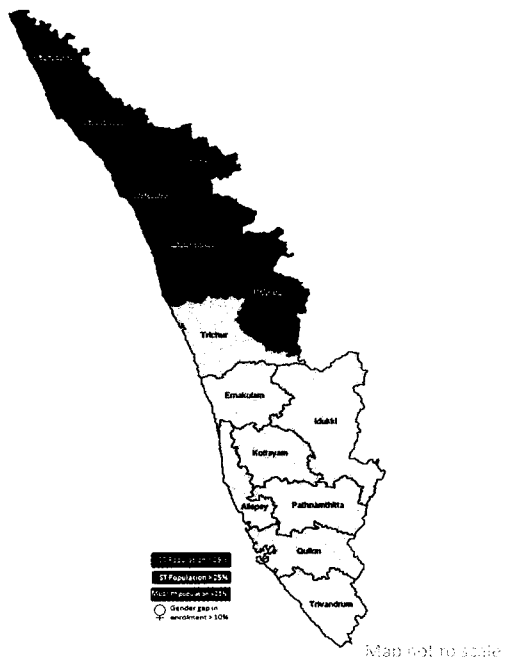
As on 01-04-2011

Indicator	2009-10
Total enrolment primary level	5,41,8,842
Total enrolment upper primary level	2,21,7,903
% Girls to total enrolment primary level	48
% Girls to total enrolment upper primary level	48
Gender parity index (GPI) primary level	0.94
Gender parity index (GPI) upper primary level	0.93
% SC to total enrolment	19
% ST to total enrolment	8
Out of school children of 6 – 14 age (as per IMRB survey in 2009)	1,08,237

Indicator	2009-10	Indicator	2009-10
Total teachers (Govt.+Aided)	2,08,393	No. of elementary schools (Govt.+Aided)	49,018
Pupil teacher ratio (PTR)	27	Student classroom ratio (SCR)	25
Districts with PTR > 30	11	Districts with SCR > 30	4
% Primary schools with PTR > 30	24	% Primary schools with SCR > 30	24
% Upper primary schools with PTR > 35	25	% Upper primary schools with SCR > 35	25
% Teachers without professional qualification	2	% Schools with drinking water facility	70
% Single teacher schools	7	% Schools with girls toilet	68
		% Schools with ramp	55
		% Schools with playground	54
		% Schools with boundary wall	63
		% Schools with kitchen-shed	75

Source: DISE

Kerala



Total population	3.18 Cr.	Literacy rate	90.9
% Urban population	26.0	Female literacy rate	87.7
% SC population	9.8	Male literacy rate	94.2
% ST population	1.1	Sex ratio	1058

Notification of State Rules	In process
Constitution of SCPCR/REPA	In process
Notification of academic authority	Notified
Policy on eight year elementary education	In process
No detention	In process
No corporal punishment	Notification issued
No board examination upto elementary level	Notification issued
Banning private tuition	Notification issued
Banning screening procedure and capitation fees	Notification issued
Minimum working days and instructional hours	Notification awaited

As on 01-04-2011


Indicator	2009-10
Total enrolment primary level	19,87,815
Total enrolment upper primary level	13,68,183
% Girls to total enrolment primary level	50
% Girls to total enrolment upper primary level	49
Gender parity index (GPI) primary level	0.98
Gender parity index (GPI) upper primary level	0.96
% SC to total enrolment	11
% ST to total enrolment	2
Out of school children of 6 – 14 age (as per IMRB survey in 2009)	15,776

Indicator	2009-10
Total teachers (Govt.+Aided)	1,28,446
Pupil teacher ratio (PTR)	24
Districts with PTR > 30	1
% Primary schools with PTR > 30	27
% Upper primary schools with PTR > 35	26
% Teachers without professional qualification	2
% Single teacher schools	1

Indicator	2009-10
No. of elementary schools (Govt.+Aided)	11,863
Student classroom ratio (SCR)	27
Districts with SCR > 30	2
% Primary schools with SCR > 30	27
% Upper primary schools with SCR > 35	26
% Schools with drinking water facility	99
% Schools with girls toilet	76
% Schools with ramp	62
% Schools with playground	69
% Schools with boundary wall	77
% Schools with kitchen-shed	78

Source: DISE

Lakshadweep



Total population	0.61 L	Literacy rate	86.7
% Urban population	44.5	Female literacy rate	80.5
% SC population	0.0	Male literacy rate	92.5
% ST population	94.5	Sex ratio	947

Notification of State Rules	Central Rules
Constitution of SCPCR/REPA	In process
Notification of academic authority	In process
Policy on eight year elementary education	In process
No detention	Notification issued
No corporal punishment	Notification issued
No board examination upto elementary level	Notification issued
Banning private tuition	Notification issued
Banning screening procedure and capitation fees	Notification issued
Minimum working days and instructional hours	Notification issued

As on 01-04-2011

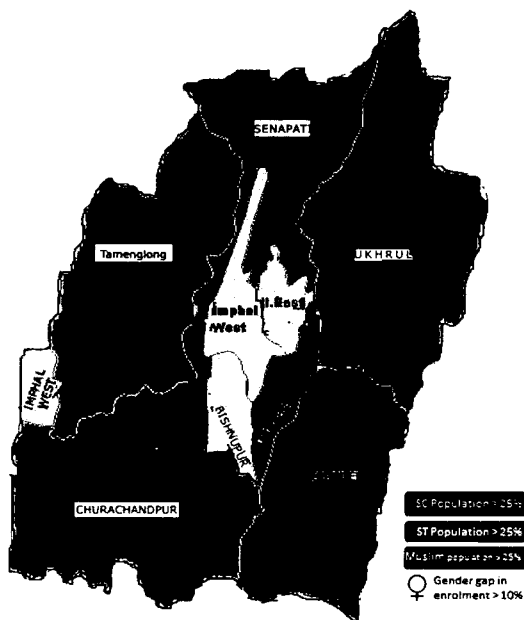
Indicator	2009-10
Total enrolment primary level	6,880
Total enrolment upper primary level	3,677
% Girls to total enrolment primary level	50
% Girls to total enrolment upper primary level	50
Gender parity index (GPI) primary level	1.01
Gender parity index (GPI) upper primary level	0.99
% SC to total enrolment	0
% ST to total enrolment	99
Out of school children of 6 – 14 age (as per IMRB survey in 2009)	0

Indicator	2009-10
Total teachers (Govt.+Aided)	742
Pupil teacher ratio (PTR)	14
Districts with PTR > 30	0
% Primary schools with PTR > 30	14
% Upper primary schools with PTR > 35	8
% Teachers without professional qualification	0
% Single teacher schools	0

Indicator	2009-10
No. of elementary schools (Govt.+Aided)	44
Student classroom ratio (SCR)	22
Districts with SCR > 30	0
% Primary schools with SCR > 30	14
% Upper primary schools with SCR > 35	8
% Schools with drinking water facility	100
% Schools with girls toilet	70
% Schools with ramp	70
% Schools with playground	25
% Schools with boundary wall	57
% Schools with kitchen-shed	73

Source: DISE

Manipur



Total population	21.67 L	Literacy rate	70.5
% Urban population	23.9	Female literacy rate	60.5
% SC population	2.8	Male literacy rate	80.3
% ST population	34.2	Sex ratio	978

Notification of State rules	Notified
Constitution of SCPCR/REPA	In process
Notification of academic authority	Notified
Policy on eight year elementary education	In place
No detention	Notification awaited
No corporal punishment	Notification awaited
No board examination upto elementary level	Notification issued
Banning private tuition	Notification awaited
Banning screening procedure and capitation fees	Notification awaited
Minimum working days and instructional hours	Notification awaited

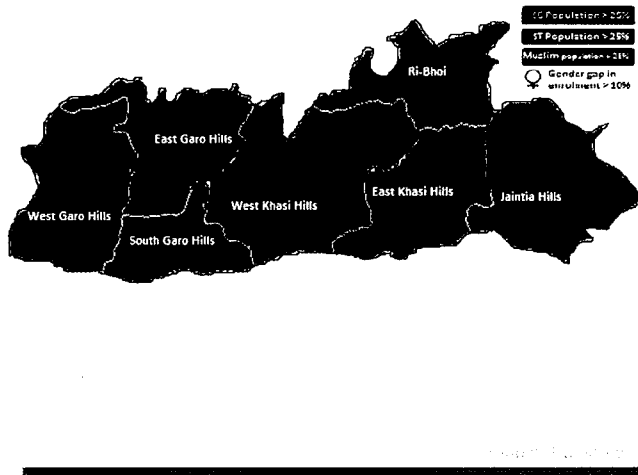
As on 01-04-2011

Indicator	2009-10
Total enrolment primary level	3,43,935
Total enrolment upper primary level	1,26,352
% Girls to total enrolment primary level	50
% Girls to total enrolment upper primary level	50
Gender parity index (GPI) primary level	1.00
Gender parity index (GPI) upper primary level	1.00
% SC to total enrolment	3
% ST to total enrolment	45
Out of school children of 6 – 14 age (as per IMRB survey in 2009)	12,222

Indicator	2009-10	Indicator	2009-10
Total teachers (Govt.+Aided)	13,346	No. of elementary schools (Govt.+Aided)	3,084
Pupil teacher ratio (PTR)	20	Student classroom ratio (SCR)	20
Districts with PTR > 30	0	Districts with SCR > 30	0
% Primary schools with PTR > 30	15	% Primary schools with SCR > 30	15
% Upper primary schools with PTR > 35	11	% Upper primary schools with SCR > 35	11
% Teachers without professional qualification	50	% Schools with drinking water facility	92
% Single teacher schools	12	% Schools with girls toilet	23
		% Schools with ramp	6
		% Schools with playground	54
		% Schools with boundary wall	32
		% Schools with kitchen-shed	71

Source: DISE

Meghalaya



Total population	23.19 L	Literacy rate	62.6
% Urban population	19.6	Female literacy rate	59.6
% SC population	0.5	Male literacy rate	65.4
% ST population	85.9	Sex ratio	972

Notification of State rules	In process
Constitution of SCPCR/REPA	In process
Notification of academic authority	In process
Policy on eight year elementary education	In process
No detention	Notification awaited
No corporal punishment	Notification awaited
No board examination upto elementary level	Notification awaited
Banning private tuition	Notification awaited
Banning screening procedure and capitation fees	Notification awaited
Minimum working days and instructional hours	Notification awaited

As on 01-04-2011

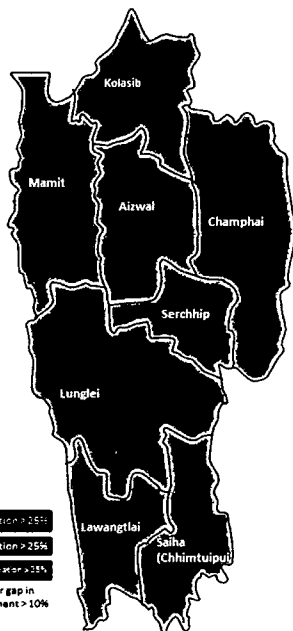
Indicator	2009-10
Total enrolment primary level	4,70,689
Total enrolment upper primary level	1,35,638
% Girls to total enrolment primary level	50
% Girls to total enrolment upper primary level	53
Gender parity index (GPI) primary level	1.01
Gender parity index (GPI) upper primary level	1.13
% SC to total enrolment	1
% ST to total enrolment	92
Out of school children of 6 – 14 age (as per IMRB survey in 2009)	12,655

Indicator	2009-10
Total teachers (Govt.+Aided)	33,675
Pupil teacher ratio (PTR)	16
Districts with PTR > 30	0
% Primary schools with PTR > 30	16
% Upper primary schools with PTR > 35	11
% Teachers without professional qualification	70
% Single teacher schools	11

Indicator	2009-10
No. of elementary schools (Govt.+Aided)	10,693
Student classroom ratio (SCR)	18
Districts with SCR > 30	0
% Primary schools with SCR > 30	16
% Upper primary schools with SCR > 35	11
% Schools with drinking water facility	61
% Schools with girls toilet	32
% Schools with ramp	12
% Schools with playground	37
% Schools with boundary wall	18
% Schools with kitchen-shed	22

Source: DISE

Mizoram



Total population	8.89 L	Literacy rate	88.8
% Urban population	49.6	Female literacy rate	86.7
% SC population	0.0	Male literacy rate	90.7
% ST population	94.5	Sex ratio	935

Notification of State rules	Notified
Constitution of SCPCR/REPA	Notified
Notification of academic authority	Notified
Policy on eight year elementary education	Notification issued
No detention	Notification issued
No corporal punishment	Notification issued
No board examination upto elementary level	Notification issued
Banning private tuition	Notification awaited
Banning screening procedure and capitation fees	Notification awaited
Minimum working days and instructional hours	Notification issued

As on 01-04-2011

Indicator	2009-10
Total enrolment primary level	1,81,367
Total enrolment upper primary level	65,242
% Girls to total enrolment primary level	48
% Girls to total enrolment upper primary level	49
Gender parity index (GPI) primary level	0.94
Gender parity index (GPI) upper primary level	0.97
% SC to total enrolment	0
% ST to total enrolment	99
Out of school children of 6 – 14 age (as per IMRB survey in 2009)	7,485

Indicator	2009-10
Total teachers (Govt.+Aided)	12,980
Pupil teacher ratio (PTR)	15
Districts with PTR > 30	0
% Primary schools with PTR > 30	11
% Upper primary schools with PTR > 35	15
% Teachers without professional qualification	32
% Single teacher schools	3

Indicator	2009-10
No. of elementary schools (Govt.+Aided)	2,482
Student classroom ratio (SCR)	19
Districts with SCR > 30	0
% Primary schools with SCR > 30	11
% Upper primary schools with SCR > 35	15
% Schools with drinking water facility	86
% Schools with girls toilet	57
% Schools with ramp	39
% Schools with playground	20
% Schools with boundary wall	42
% Schools with kitchen-shed	41

Source: DISE

Nagaland



Total population	19.9 L	Literacy rate	66.6
% Urban population	17.2	Female literacy rate	61.5
% SC population	0.0	Male literacy rate	71.2
% ST population	89.1	Sex ratio	900

Notification of State rules	In process
Constitution of SCPCR/REPA	In process
Notification of academic authority	Notified
Policy on eight year elementary education	Notified Issued
No detention	Notification awaited
No corporal punishment	Notification issued
No board examination upto elementary level	Notification awaited
Banning private tuition	Notification awaited
Banning screening procedure and capitation fees	Notification awaited
Minimum working days and instructional hours	Notification awaited

As on 01-04-2011

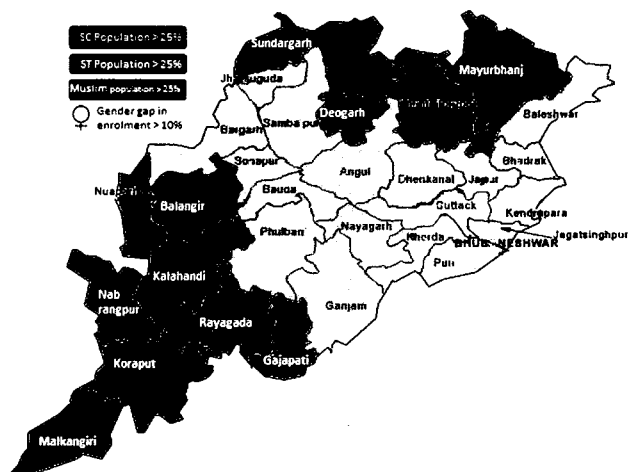
Indicator	2009-10
Total enrolment primary level	2,78,190
Total enrolment upper primary level	1,23,221
% Girls to total enrolment primary level	49
% Girls to total enrolment upper primary level	49
Gender parity index (GPI) primary level	0.95
Gender parity index (GPI) upper primary level	0.96
% SC to total enrolment	0
% ST to total enrolment	92
Out of school children of 6 – 14 age (as per IMRB survey in 2009)	8,693

Indicator	2009-10
Total teachers (Govt.+Aided)	12,799
Pupil teacher ratio (PTR)	19
Districts with PTR > 30	0
% Primary schools with PTR > 30	15
% Upper primary schools with PTR > 35	25
% Teachers without professional qualification	72
% Single teacher schools	4

Indicator	2009-10
No. of elementary schools (Govt.+Aided)	2,007
Student classroom ratio (SCR)	21
Districts with SCR > 30	0
% Primary schools with SCR > 30	15
% Upper primary schools with SCR > 35	25
% Schools with drinking water facility	84
% Schools with girls toilet	91
% Schools with ramp	8
% Schools with playground	43
% Schools with boundary wall	76
% Schools with kitchen-shed	79

Source: DISE

Orissa



Total population	3.68 Cr.	Literacy rate	63.1
% Urban population	14.8	Female literacy rate	50.5
% SC population	16.5	Male literacy rate	75.3
% ST population	22.1	Sex ratio	972

Notification of State rules	Notified
Constitution of SCPCR/REPA	Notified
Notification of academic authority	Notified
Policy on eight year elementary education	Notified
No detention	Notification issued
No corporal punishment	Notification issued
No board examination upto elementary level	Notification issued
Banning private tuition	Notification awaited
Banning screening procedure and capitation fees	Notification awaited
Minimum working days and instructional hours	Notification issued

As on 01-04-2011

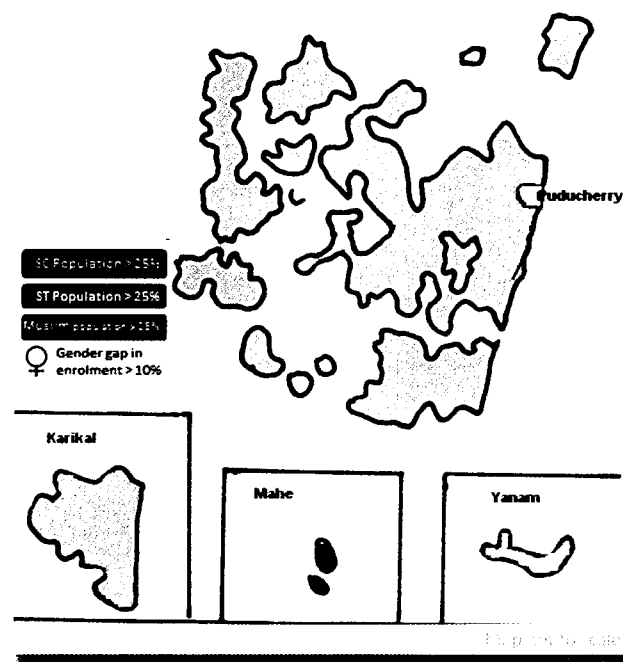
Indicator	2009-10
Total enrolment primary level	43,66,931
Total enrolment upper primary level	16,22,581
% Girls to total enrolment primary level	49
% Girls to total enrolment upper primary level	49
Gender parity index (GPI) primary level	0.95
Gender parity index (GPI) upper primary level	0.94
% SC to total enrolment	20
% ST to total enrolment	28
Out of school children of 6 – 14 age (as per IMRB survey in 2009)	4,35,560

Indicator	2009-10
Total teachers (Govt.+Aided)	1,68,391
Pupil teacher ratio (PTR)	33
Districts with PTR > 30	22
% Primary schools with PTR > 30	36
% Upper primary schools with PTR > 35	42
% Teachers without professional qualification	19
% Single teacher schools	12

Indicator	2009-10
No. of elementary schools (Govt.+Aided)	54,884
Student classroom ratio (SCR)	30
Districts with SCR > 30	10
% Primary schools with SCR > 30	36
% Upper primary schools with SCR > 35	42
% Schools with drinking water facility	89
% Schools with girls toilet	38
% Schools with ramp	36
% Schools with playground	23
% Schools with boundary wall	58
% Schools with kitchen-shed	25

Source: DISE

Puducherry



Total population	9.74 L	Literacy rate	81.2
% Urban population	66.6	Female literacy rate	73.9
% SC population	16.2	Male literacy rate	88.6
% ST population	0.0	Sex ratio	1001

Notification of State rules	In process
Constitution of SCPCR/REPA	In process
Notification of academic authority	In process
Policy on eight year elementary education	In process
No detention	Notification issued
No corporal punishment	Notification issued
No board examination upto elementary level	Notification issued
Banning private tuition	Notification awaited
Banning screening procedure and capitation fees	Notification awaited
Minimum working days and instructional hours	Notification awaited

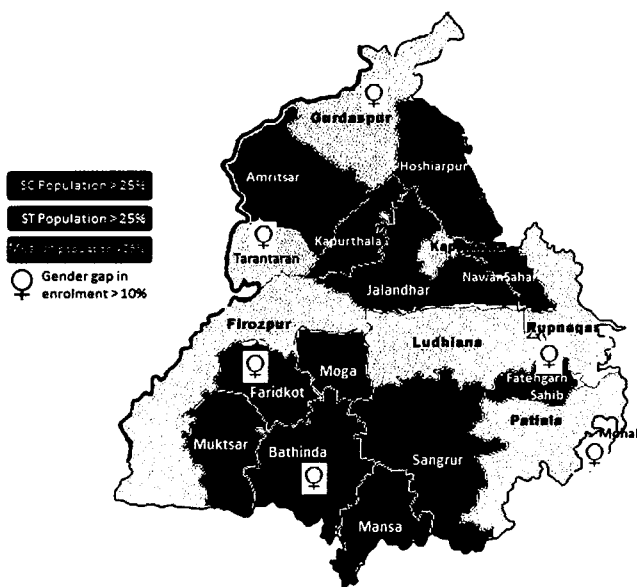
As on 01-04-2011

Indicator	2009-10
Total enrolment primary level	1,12,795
Total enrolment upper primary level	71,199
% Girls to total enrolment primary level	49
% Girls to total enrolment upper primary level	48
Gender parity index (GPI) primary level	0.94
Gender parity index (GPI) upper primary level	0.92
% SC to total enrolment	19
% ST to total enrolment	0
Out of school children of 6 – 14 age (as per IMRB survey in 2009)	993

Indicator	2009-10	Indicator	2009-10
Total teachers (Govt.+Aided)	6,152	No. of elementary schools (Govt.+Aided)	469
Pupil teacher ratio (PTR)	17	Student classroom ratio (SCR)	21
Districts with PTR > 30	0	Districts with SCR > 30	0
% Primary schools with PTR > 30	17	% Primary schools with SCR > 30	17
% Upper primary schools with PTR > 35	8	% Upper primary schools with SCR > 35	8
% Teachers without professional qualification	1	% Schools with drinking water facility	100
% Single teacher schools	0	% Schools with girls toilet	89
		% Schools with ramp	52
		% Schools with playground	52
		% Schools with boundary wall	86
		% Schools with kitchen-shed	26

Source: DISE

Punjab



Total population	2.43 Cr.	Literacy rate	69.7
% Urban population	34.0	Female literacy rate	63.4
% SC population	28.9	Male literacy rate	75.2
% ST population	0.0	Sex ratio	876

Notification of State rules	In process
Constitution of SCPCR/REPA	In process
Notification of academic authority	Notified
Policy on eight year elementary education	In place
No detention	Notification issued
No corporal punishment	Notification issued
No board examination upto elementary level	Notification issued
Banning private tuition	Notification issued
Banning screening procedure and capitation fees	Notification issued
Minimum working days and instructional hours	Notification awaited

As on 01-04-2011

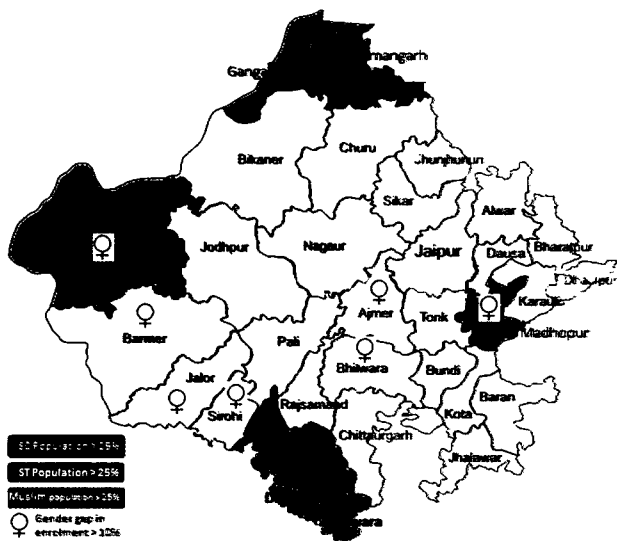
Indicator	2009-10
Total enrolment primary level	18,50,638
Total enrolment upper primary level	10,57,686
% Girls to total enrolment primary level	45
% Girls to total enrolment upper primary level	45
Gender parity index (GPI) primary level	0.83
Gender parity index (GPI) upper primary level	0.82
% SC to total enrolment	46
% ST to total enrolment	0
Out of school children of 6 – 14 age (as per IMRB survey in 2009)	1,267

Indicator	2009-10
Total teachers (Govt.+Aided)	81,898
Pupil teacher ratio (PTR)	28
Districts with PTR > 30	9
% Primary schools with PTR > 30	25
% Upper primary schools with PTR > 35	15
% Teachers without professional qualification	4
% Single teacher schools	3

Indicator	2009-10
No. of elementary schools (Govt.+Aided)	20,466
Student classroom ratio (SCR)	23
Districts with SCR > 30	22
% Primary schools with SCR > 30	25
% Upper primary schools with SCR > 35	15
% Schools with drinking water facility	99
% Schools with girls toilet	99
% Schools with ramp	53
% Schools with playground	69
% Schools with boundary wall	91
% Schools with kitchen-shed	20

Source: DISE

Rajasthan



Total population	5.65 Cr.	Literacy rate	60.4
% Urban population	23.4	Female literacy rate	43.9
% SC population	17.2	Male literacy rate	75.7
% ST population	12.6	Sex ratio	921

Notification of State rules	Notified
Constitution of SCPCR/REPA	Notified
Notification of academic authority	Notified
Policy on eight year elementary education	in place
No detention	Notification issued
No corporal punishment	Notification issued
No board examination upto elementary level	Notification issued
Banning private tuition	Notification awaited
Banning screening procedure and capitation fees	Notification awaited
Minimum working days and instructional hours	Notification awaited

As on 01-04-2011

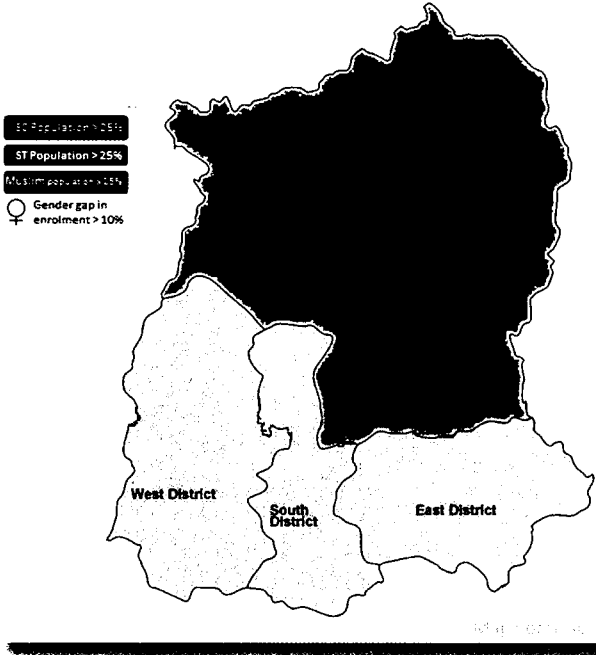
Indicator	2009-10
Total enrolment primary level	86,27,768
Total enrolment upper primary level	35,47,361
% Girls to total enrolment primary level	47
% Girls to total enrolment upper primary level	43
Gender parity index (GPI) primary level	0.87
Gender parity index (GPI) upper primary level	0.74
% SC to total enrolment	19
% ST to total enrolment	15
Out of school children of 6 – 14 age (as per IMRB survey in 2009)	10,18,326

Indicator	2009-10
Total teachers (Govt.+Aided)	2,85,366
Pupil teacher ratio (PTR)	27
Districts with PTR > 30	6
% Primary schools with PTR > 30	26
% Upper primary schools with PTR > 35	20
% Teachers without professional qualification	7
% Single teacher schools	17

Indicator	2009-10
No. of elementary schools (Govt.+Aided)	81,832
Student classroom ratio (SCR)	24
Districts with SCR > 30	1
% Primary schools with SCR > 30	26
% Upper primary schools with SCR > 35	20
% Schools with drinking water facility	96
% Schools with girls toilet	89
% Schools with ramp	51
% Schools with playground	43
% Schools with boundary wall	72
% Schools with kitchen-shed	37

Source: DISE

Sikkim



Total population	5.41 L	Literacy rate	68.8
% Urban population	11.1	Female literacy rate	60.4
% SC population	5.0	Male literacy rate	76.0
% ST population	20.6	Sex ratio	875

Notification of State rules	Notified
Constitution of SCPCR/REPA	Notified
Notification of academic authority	Notified
Policy on eight year elementary education	In place
No detention	Notification issued
No corporal punishment	Notification issued
No board examination upto elementary level	Notification issued
Banning private tuition	Notification issued
Banning screening procedure and capitation fees	Notification issued
Minimum working days and instructional hours	Notification issued

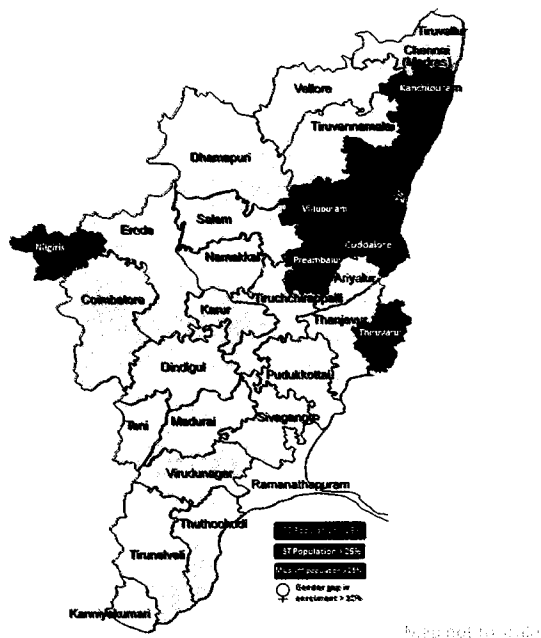
As on 01-04-2011

Indicator	2009-10
Total enrolment primary level	88,262
Total enrolment upper primary level	35,840
% Girls to total enrolment primary level	49
% Girls to total enrolment upper primary level	54
Gender parity index (GPI) primary level	0.96
Gender parity index (GPI) upper primary level	1.19
% SC to total enrolment	7
% ST to total enrolment	36
Out of school children of 6 – 14 age (as per IMRB survey in 2009)	647

Indicator	2009-10	Indicator	2009-10
Total teachers (Govt.+Aided)	8,473	No. of elementary schools (Govt.+Aided)	944
Pupil teacher ratio (PTR)	12	Student classroom ratio (SCR)	15
Districts with PTR > 30	0	Districts with SCR > 30	0
% Primary schools with PTR > 30	4	% Primary schools with SCR > 30	4
% Upper primary schools with PTR > 35	5	% Upper primary schools with SCR > 35	5
% Teachers without professional qualification	55	% Schools with drinking water facility	97
% Single teacher schools	1	% Schools with girls toilet	75
		% Schools with ramp	6
		% Schools with playground	62
		% Schools with boundary wall	27
		% Schools with kitchen-shed	31

Source: DISE

Tamil Nadu



Total population	6.24 Cr.	Literacy rate	73.5
% Urban population	44.0	Female literacy rate	64.4
% SC population	19.0	Male literacy rate	82.4
% ST population	1.0	Sex ratio	987

Notification of State rules	In process
Constitution of SCPCR/REPA	In process
Notification of academic authority	Notified
Policy on eight year elementary education	In place
No detention	Notification issued
No corporal punishment	Notification issued
No board examination upto elementary level	Notification issued
Banning private tuition	Notification issued
Banning screening procedure and capitation fees	Notification issued
Minimum working days and instructional hours	Notification issued

As on 01-04-2011

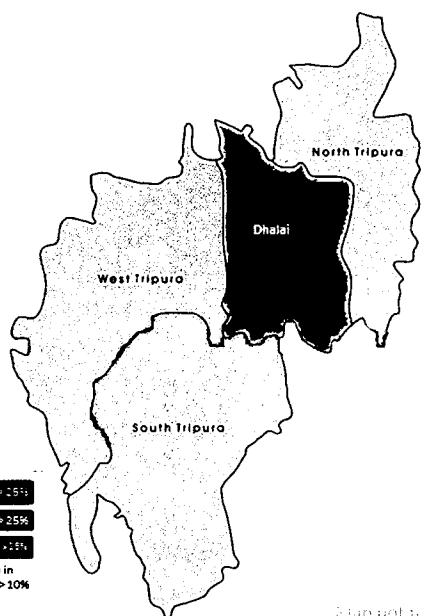
Indicator	2009-10
Total enrolment primary level	61,90,928
Total enrolment upper primary level	37,33,633
% Girls to total enrolment primary level	49
% Girls to total enrolment upper primary level	48
Gender parity index (GPI) primary level	0.94
Gender parity index (GPI) upper primary level	0.93
% SC to total enrolment	24
% ST to total enrolment	2
Out of school children of 6 – 14 age (as per IMRB survey in 2009)	52,876

Indicator	2009-10
Total teachers (Govt.+Aided)	2,08,642
Pupil teacher ratio (PTR)	30
Districts with PTR > 30	16
% Primary schools with PTR > 30	27
% Upper primary schools with PTR > 35	33
% Teachers without professional qualification	1
% Single teacher schools	2

Indicator	2009-10
No. of elementary schools (Govt.+Aided)	44,040
Student classroom ratio (SCR)	27
Districts with SCR > 30	4
% Primary schools with SCR > 30	27
% Upper primary schools with SCR > 35	33
% Schools with drinking water facility	100
% Schools with girls toilet	69
% Schools with ramp	57
% Schools with playground	77
% Schools with boundary wall	67
% Schools with kitchen-shed	97

Source: DISE

Tripura



Total population	31.99 L	Literacy rate	73.2
% Urban population	17.0	Female literacy rate	64.9
% SC population	17.4	Male literacy rate	81.0
% ST population	31.8	Sex ratio	948

Notification of State rules	In process
Constitution of SCPCR/REPA	In process
Notification of academic authority	Notified
Policy on eight year elementary education	In place
No detention	Notification issued
No corporal punishment	Notification issued
No board examination upto elementary level	Notification issued
Banning private tuition	Notification issued
Banning screening procedure and capitation fees	Notification issued
Minimum working days and instructional hours	Notification issued

As on 01-04-2011

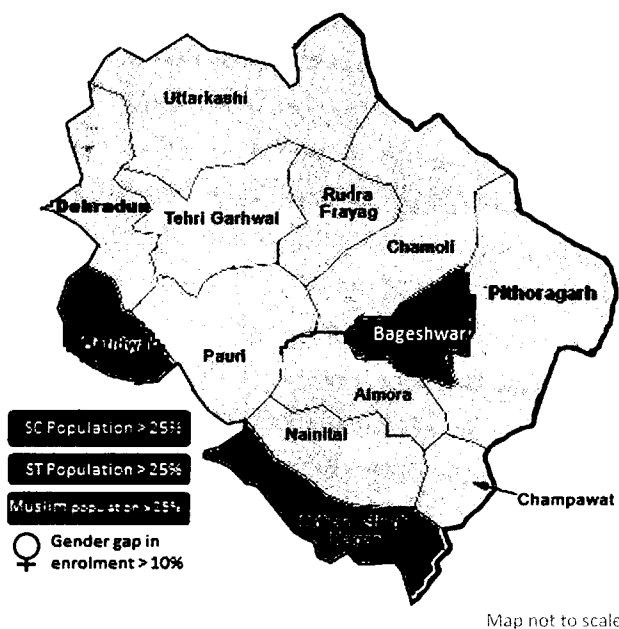
Indicator	2009-10
Total enrolment primary level	4,44,516
Total enrolment upper primary level	2,19,303
% Girls to total enrolment primary level	49
% Girls to total enrolment upper primary level	49
Gender parity index (GPI) primary level	0.95
Gender parity index (GPI) upper primary level	0.97
% SC to total enrolment	20
% ST to total enrolment	40
Out of school children of 6 – 14 age (as per IMRB survey in 2009)	8,434

Indicator	2009-10
Total teachers (Govt.+Aided)	26,762
Pupil teacher ratio (PTR)	24
Districts with PTR > 30	0
% Primary schools with PTR > 30	28
% Upper primary schools with PTR > 35	37
% Teachers without professional qualification	57
% Single teacher schools	1

Indicator	2009-10
No. of elementary schools (Govt.+Aided)	4,191
Student classroom ratio (SCR)	27
Districts with SCR > 30	1
% Primary schools with SCR > 30	28
% Upper primary schools with SCR > 35	37
% Schools with drinking water facility	79
% Schools with girls toilet	42
% Schools with ramp	56
% Schools with playground	58
% Schools with boundary wall	13
% Schools with kitchen-shed	60

Source: DISE

Uttarakhand



Total population	84.89 L	Literacy rate	71.6
% Urban population	25.7	Female literacy rate	59.6
% SC population	17.9	Male literacy rate	83.3
% ST population	3.0	Sex ratio	962

Notification of State rules	In process
Constitution of SCPCR/REPA	In process
Notification of academic authority	Notified
Policy on eight year elementary education	In place
No detention	Notification issued
No corporal punishment	Notification awaited
No board examination upto elementary level	Notification awaited
Banning private tuition	Notification awaited
Banning screening procedure and capitation fees	Notification awaited
Minimum working days and instructional hours	Notification awaited

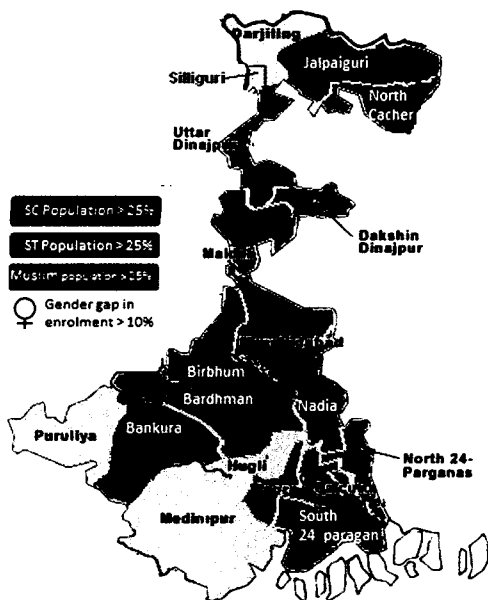
As on 01-04-2011

Indicator	2009-10
Total enrolment primary level	10,44,735
Total enrolment upper primary level	5,34,994
% Girls to total enrolment primary level	48
% Girls to total enrolment upper primary level	49
Gender parity index (GPI) primary level	0.93
Gender parity index (GPI) upper primary level	0.95
% SC to total enrolment	26
% ST to total enrolment	3
Out of school children of 6 – 14 age (as per IMRB survey in 2009)	56,225

Indicator	2009-10	Indicator	2009-10
Total teachers (Govt.+Aided)	47,701	No. of elementary schools (Govt.+Aided)	17,857
Pupil teacher ratio (PTR)	23	Student classroom ratio (SCR)	19
Districts with PTR > 30	3	Districts with SCR > 30	2
% Primary schools with PTR > 30	16	% Primary schools with SCR > 30	16
% Upper primary schools with PTR > 35	12	% Upper primary schools with SCR > 35	12
% Teachers without professional qualification	9	% Schools with drinking water facility	90
% Single teacher schools	13	% Schools with girls toilet	58
		% Schools with ramp	35
		% Schools with playground	59
		% Schools with boundary wall	78
		% Schools with kitchen-shed	66

Source: DISE

West Bengal



Total population	8.01 Cr.	Literacy rate	68.6
% Urban population	27.9	Female literacy rate	59.6
% SC population	23.0	Male literacy rate	77.0
% ST population	5.5	Sex ratio	934

Notification of State rules	In process
Constitution of SCPCR/REPA	In process
Notification of academic authority	Notified
Policy on eight year elementary education	In place
No detention	Notification issued
No corporal punishment	Notification issued
No board examination upto elementary level	Notification issued
Banning private tuition	Notification awaited
Banning screening procedure and capitation fees	Notification awaited
Minimum working days and instructional hours	Notification issued

As on 01-04-2011

Indicator

2009-10

Total enrolment primary level	1,05,45,319
Total enrolment upper primary level	44,95,475
% Girls to total enrolment primary level	49
% Girls to total enrolment upper primary level	51
Gender parity index (GPI) primary level	0.98
Gender parity index (GPI) upper primary level	1.06
% SC to total enrolment	27
% ST to total enrolment	7
Out of school children of 6 – 14 age (as per IMRB survey in 2009)	706,713

Indicator

2009-10

Total teachers (Govt.+Aided)	3,18,637
Pupil teacher ratio (PTR)	39
Districts with PTR > 30	19
% Primary schools with PTR > 30	57
% Upper primary schools with PTR > 35	70
% Teachers without professional qualification	34
% Single teacher schools	6

Indicator

2009-10

No. of elementary schools (Govt.+Aided)	77,936
Student classroom ratio (SCR)	42
Districts with SCR > 30	18
% Primary schools with SCR > 30	57
% Upper primary schools with SCR > 35	70
% Schools with drinking water facility	96
% Schools with girls toilet	49
% Schools with ramp	50
% Schools with playground	37
% Schools with boundary wall	0
% Schools with kitchen-shed	52

Source: DISE

NUEPA DC



D13988

Doc. Centre
3
07/04/11

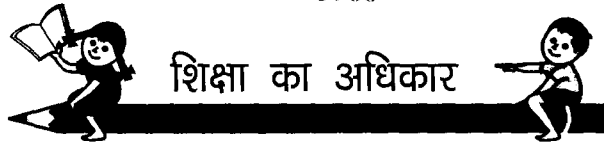


The Right to Free and Compulsory Education Act, 2009

NUEPA DC



D13988



शिक्षा का अधिकार

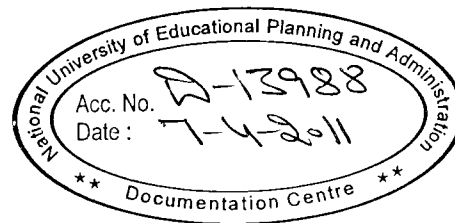
सर्व शिक्षा अभियान
सब पढ़ें सब बढ़ें

The Right to Free and Compulsory Education Act, 2009

A publication of:
Department of School Education and Literacy
Ministry of Human Resource Development
Government of India

March (2011)

© 2011



कपिल सिबल
KAPIL SIBAL



मंत्री
मानव संसाधन विकास,
संचार एवं सूचना प्रौद्योगिकी
भारत सरकार, नई दिल्ली-110 015
MINISTER OF
HUMAN RESOURCE DEVELOPMENT,
COMMUNICATIONS AND INFORMATION TECHNOLOGY
GOVERNMENT OF INDIA
NEW DELHI-110 015

Foreword

The passage of the legislation giving effect to the fundamental right to elementary education is the culmination of a promise made over a century ago. The first legislation enunciating such a right was introduced by the father-figure of our Independence movement, Shri Gopal Krishna Gokhale. Our founding fathers pledged to deliver free and compulsory education to our children. With the formal notification of this right as an obligation of the State a year ago, we have taken the first steps to redeem this pledge. The RTE Act confers on children the right to elementary education on the basis of equality of opportunity and without discrimination on any grounds. It provides every child the right to quality education that enables him or her to fulfil his or her potential, realize opportunities for employment, develop life skills, as also the right to respect for her or his inherent dignity.

The implementation of the RTE Act poses the biggest ever challenge for the education system of our country. In the years to come, more and more children from very diverse backgrounds will enter the education system to participate in the learning process. Many of these children will be first generation school-goers, coming from families who have not had the opportunity of schooling. Many would have worked as child labour, or may have been migrating with their parents in search of livelihood. All of them would have had varied and wide ranging life experiences: grazing goat and cattle, working in dhaabas, or in agricultural activities in the field or as domestic help or caring for younger siblings. It will not be enough for us to merely enroll these children in schools, and assume that we have achieved children's right to education. The challenge before us is to ensure that all children, irrespective of their background, actively participate in learning, build on their experiences, and complete their education to grow into self-confident and self-assured adults. Our classrooms will no longer represent a homogenous group of children, as they did when education opportunities were restricted in outreach to the relatively well off. Our classrooms will have to change to cater to children from very heterogeneous backgrounds. The challenge before us is to tailor our teaching practices to suit children with different abilities and experiences, and ensure that every child achieves his or her best potential.

We have received overwhelming response to this legislation – nationally and internationally. The Government has taken a number of steps to implement the provisions of the Act. It has committed ₹ 2.31 lakh crores to be shared between the Central and State Governments over a five year period for the implementation of the Act. It has revised the existing norms and introduced new norms for its flagship programme, the Sarva Shiksha Abhiyan, to ensure that **all** children access and complete elementary education.

At the end of this first year of RTE implementation we place before you a statement of where we stand with respect to enrolment, teacher-related and infrastructure indicators. We hope over the years to be also able to include material on how States are addressing the issue of quality in teaching learning. We stand committed – in partnership with the States – to institute reform in the elementary education system so that every child realizes her/his right to full time elementary education of satisfactory and equitable quality in a formal school which satisfies the essential norms and standards.

W. Sibal
(KAPIL SIBAL)

The 1st Year

It is one year since Article 21-A, inserted in the Constitution of India, and the Right of Children to Free and Compulsory Education (RTE) Act became operational in our country. Addressing the Nation on that day the Prime Minister, Dr. Manmohan Singh, said: “Today, our government comes before you to redeem the pledge of giving all our children the right to education... We are committed to ensuring that all children, irrespective of gender and social category, have access to education... The needs of every disadvantaged section of our society, particularly girls, Dalits, Adivasis and minorities must be of particular focus as the Act is implemented”.

The RTE roadmap is derived from the timeframes mandated in the Act. This includes: -

Establishment of neighbourhood schools	3 years (by 31st March, 2013)
Provision of school infrastructure	
• All weather school buildings	3 years (by 31st March, 2013)
• One-classroom-one-teacher	
• Head Teacher-cum-Office room	
• Library	
• Toilets, drinking water	
• Barrier free access	
• Playground, fencing, boundary walls	
Provision of teachers as per prescribed PTR	3 years (by 31st March, 2013)
Training of untrained teachers	5 years (by 31st March, 2015)
Quality interventions and other provisions	With immediate effect

Developments since RTE enactment:

- (i) **Central RTE Rules:** The Central Rules titled “The Right of Children to Free and Compulsory Education Rules, 2010” were notified in the Official Gazette on 9th April, 2010. These Rules are applicable to the Union Territories without Legislature. These are also hosted on the MHRD website www.education.nic.in.
- (ii) **Model RTE Rules:** The Model RTE Rules were shared with the States in the meeting of State Education Secretaries held on 30th January, 2010, and are hosted on the MHRD website www.education.nic.in. The Model Rules were also forwarded to the States/UTs to adopt/ adapt them as per their State requirements.
- (iii) **Notification of NCTE as authority to prescribe Teacher Qualifications:** Section 23(1) of the Act states that “Any person possessing such minimum qualifications as laid down by an academic authority authorized by the central government by notification shall be eligible for appointment as a teacher.” Consequentially, the Central Government has issued notification dated 5th April, 2010 authorizing the National Council for Teacher Education (NCTE) as the academic authority to lay down the minimum qualifications for a person to be eligible for appointment as a teacher.

- (iv) **Teacher Qualifications prescribed by NCTE:** NCTE has prescribed the Teacher Qualifications for appointment of teachers as per section 23 of the RTE Act. Further, NCTE has also developed Guidelines for conducting the Teacher Eligibility Test (TET).
- (v) **Notification under Section 7 and 29 of the RTE Act:** Section 7 (6) (a) states that “the central government shall develop a framework of national curriculum with the help of academic authority specified under section 29.” Further, Section 29 (1) of the Act states that “the curriculum and the evaluation procedure for elementary education shall be laid down by an academic authority to be specified by the appropriate government by notification.” The Central Government has issued notification on 5th April, 2010 for National Council of Educational Research and Training (NCERT) to be the academic authority under section 29 for laying down the curriculum and evaluation procedure for elementary education in respect of UTs without legislature and to develop a framework of national curriculum under section 7(6)(a) of the Act. The Central Government has also clarified that the NCF-2005 will be the national curriculum framework till such time as the Central Government decides to develop a new framework.
- (vi) **Constitution of National Advisory Council under section 33:** The National Advisory Council (NAC) has been constituted to advise the Central Government on the implementation of the provisions of the RTE Act. In a recent meeting of the NAC, six Task Forces were constituted, viz., (i) Child Entitlements (Chairperson: Dr. Vinod Raina), (ii) Teacher Recruitment, Deployment, Education and Development (Chairperson: Prof. R Govinda), (iii) Curriculum and Pedagogy (Chairperson: Prof. Krishna Kumar), (iv) Community Mobilization and Public Awareness (Chairperson: Dr. Kiran Karnik), (v) Research and Evaluation (Chairperson: Prof. Yogendra Yadav), and (vi) Equity and Inclusion Chairperson: Dr. Annie Namala).
- (vii) **Revision of fund sharing pattern between the Centre and the States:** The fund sharing pattern between the Centre and States, originally approved for Sarva Shiksha Abhiyan for the duration of the 11th Plan, was on a sliding scale viz. 65:35 during the first two years of 11th Five Year Plan, 60:40 in third year, 55:45 in the fourth year and 50:50 thereafter (90:10 for NE States). This has been replaced with a new funding pattern of 65:35 applicable from 2010-11 (90:10 for NE States) for period of 5 years with effect from 2010-11. Central Government has also approved an outlay of Rs.2,31,233 crore for implementation of the combined RTE-SSA programme for the five year period of 2010-11 to 2014-15. The outlay of Rs. 2,31,233 crore is supported by Grant-in-Aid of Rs. 24,068 crore recommended by the 13th Finance Commission to the States during the next 5 years. The balance requirement of Rs 2,07,165 crore would be shared between the Centre and States in the ratio of 65:35 for all States/UTs. In the case of the eight States in the NER the existing sharing pattern of 90:10 would continue.
- (viii) **Aligning SSA norms with RTE:** The Government had set up a Committee on the Implementation of RTE and the Resultant Revamp of SSA under the chairpersonship of Shri Anil Bordia, former Union Education Secretary. The Committee’s Report is on website: www.education.nic.in. Based on the Committee’s Report Government has revised the SSA Framework of Implementation and norms. The Revised Framework of Implementation for SSA was approved by the Executive Committee for SSA on 1st February 2011 and by the National Advisory Council for RTE on 2nd March 2011.
- (ix) **Enhancement of outlays for the year 2010-11:** The Central Government has enhanced the budgetary outlays for the year 2010-11 from Rs 15,000 crore (BE) to Rs 19,800 crore (RE). The outlay of Rs 19,800 crore represents a 45% enhancement over the outlay for the year 2009-10.

- (x) **Supplementary Plan approved for 2010-11:** Over and above the Annual Work Plans and Budget approved for the year 2010-11, the Project Approval Board for SSA has approved Supplementary Plans for the States. Thus, against the key interventions under RTE, the Government has approved the following for the year 2010-11:

1	Additional Teachers	5.08 lakh	4.55 lakh
2	Part time instructors for Art Education, Physical Education and Work Education	3.10 lakh	1.13 lakh
3	Additional Classrooms	14.25 lakh	2.74 lakh

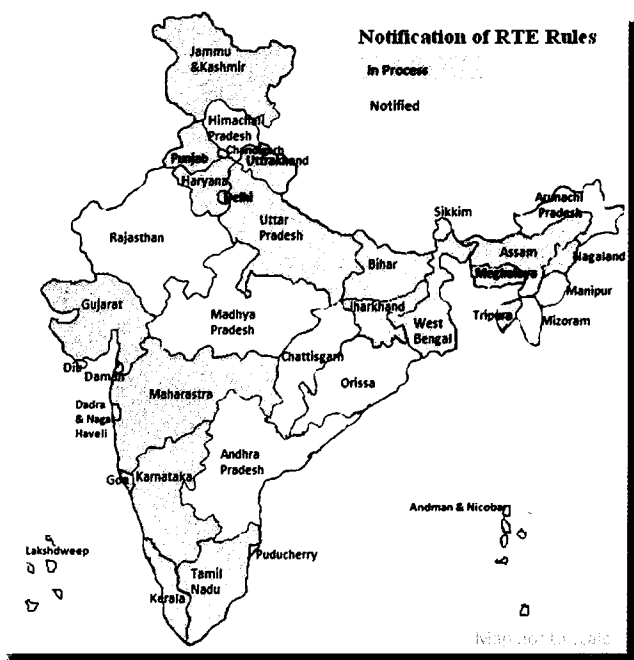
- (xi) **Proposed Amendments to the Act:** MHRD has received representations from organizations (a) working for the welfare of the children with disabilities and (b) who set up minority institutions, seeking certain amendments to the RTE Act. Amendments to the principal Act have been introduced in the Rajya Sabha.
- (xii) **Awareness Generation, Consultations:** The Ministry organised a series of meetings in June 2010 with Ministers of Education of the States of Bihar, Uttar Pradesh, West Bengal, Orissa, Rajasthan, Madhya Pradesh, Chhattisgarh, Andhra Pradesh, Assam, Meghalaya, Sikkim, Mizoram, Manipur, Nagaland, Arunachal Pradesh to generate awareness on teacher related issues, including inter alia the provisions mandating that pupil teacher ratios prescribed under that RTE Act are maintained, not merely as an average for a block, district or State, but specifically for each school. This entails concerted action to redeploy existing teachers to address rural-urban imbalance in deployment, reviewing the existing teacher recruitment rules to ensure that they conform to the teacher qualifications prescribed by the NCTE, and expediting processes for recruitment of teachers to fill up vacancies in the State sector as also SSA. This was followed with a meeting of all Ministers of Education to reiterate the importance of instituting reform in teacher recruitment, placement and deployment.

A series of Regional Workshops were conducted in Guwahati, Goa and Amritsar in July-August to orient State level officials to the provisions of the RTE Act. The Ministry also organised consultations with heads of private institutions in August and December 2010 to discuss issues relating to the admission of children from disadvantaged groups and weaker sections. In addition, State Governments organised workshops and consultations in Kerala, Tamil Nadu, Karnataka, Andhra Pradesh, Puducherry, Madhya Pradesh, Bihar, Rajasthan, Uttar Pradesh, Orissa, West Bengal, Gujarat, Jharkhand to generate awareness about the child centric assumptions of the RTE Act. The Ministry also initiated an awareness generation campaign in seven States of Orissa, Bihar, Jharkhand, Chhattisgarh, Madhya Pradesh, Rajasthan and Uttarakhand with support of the Bharat Gyan Vigyan Samiti through a series of street plays.

Contents

1	India	1
2	Andaman & Nicobar Islands	2
3	Andhra Pradesh	3
4	Arunachal Pradesh	4
5	Assam	5
6	Bihar	6
7	Chandigarh	7
8	Chhattisgarh	8
9	Dadra & Nagar Haveli	9
10	Daman & Diu	10
11	Delhi	11
12	Goa	12
13	Gujarat	13
14	Haryana	14
15	Himachal Pradesh	15
16	Jammu & Kashmir	16
17	Jharkhand	17
18	Karnataka	18
19	Kerala	19
20	Lakshadweep	20
21	Madhya Pradesh	21
22	Maharashtra	22
23	Manipur	23
24	Meghalaya	24
25	Mizoram	25
26	Nagaland	26
27	Orissa	27
28	Puducherry	28
29	Punjab	29
30	Rajasthan	30
31	Sikkim	31
32	Tamil Nadu	32
33	Tripura	33
34	Uttar Pradesh	34
35	Uttarakhand	35
36	West Bengal	36

India



Total population	102.87Cr.	Literacy rate	64.8
% Urban population	72.2	Female literacy rate	53.7
% SC population	16.2	Male literacy rate	75.3
% ST population	8.2	Sex ratio	933

	Number of States
Notification of State Rules	15
Constitution of SCPCR/REPA	11
Notification of academic authority	20
Policy on eight year elementary education	28
No detention	27
No corporal punishment	28
No board examination upto elementary level	26
Banning private tuition	18
Banning screening procedure and capitation fees	18
Minimum working days and instructional hours	21

Indicator

2009-10

Total enrolment primary level	13,34,05,581
Total enrolment upper primary level	5,44,67,415
% Girls to total enrolment primary level	48.46
% Girls to total enrolment upper primary level	48.12
Gender parity index (GPI) primary level	0.94
Gender parity index (GPI) upper primary level	0.93
% SC to total enrolment	19.81
% ST to total enrolment	10.93
Out of school children of 6 – 14 age (as per IMRB survey in 2009)	81,50,619

Indicator

2009-10

Total teachers (Govt.+Aided)	44,77,429
Pupil teacher ratio (PTR)	32
Districts with PTR > 30	324
% Primary schools with PTR > 30	41
% Upper primary schools with PTR > 35	33
% Teachers without professional qualification	21
% Single teacher schools	9

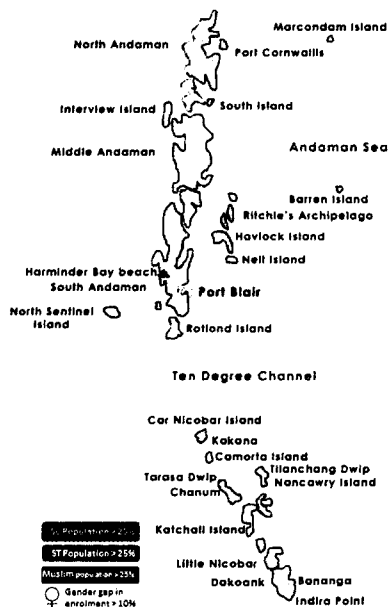
Indicator

2009-10

No. of elementary schools (Govt.+Aided)	11,20,968
Student classroom ratio (SCR)	32
Districts with SCR > 30	268
% Primary schools with SCR > 30	41
% Upper primary schools with SCR > 35	33
% Schools with drinking water facility	93
% Schools with girls toilet	59
% Schools with ramp	47
% Schools with playground	51
% Schools with boundary wall	51
% Schools with kitchen-shed	43

Source: DISE

Andaman & Nicobar Islands



Total population	3.56 L	Literacy rate	81.3
% Urban population	32.7	Female literacy rate	75.2
% SC population	0.0	Male literacy rate	86.3
% ST population	8.3	Sex ratio	846

Notification of State Rules	Central Rules
Constitution of SCPCR/REPA	In process
Notification of academic authority	Notified
Policy on eight year elementary education	In place
No detention	Notification issued
No corporal punishment	Notification issued
No board examination upto elementary level	Notification issued
Banning private tuition	Notification awaited
Banning screening procedure and capitation fees	Notification awaited
Minimum working days and instructional hours	Notification issued

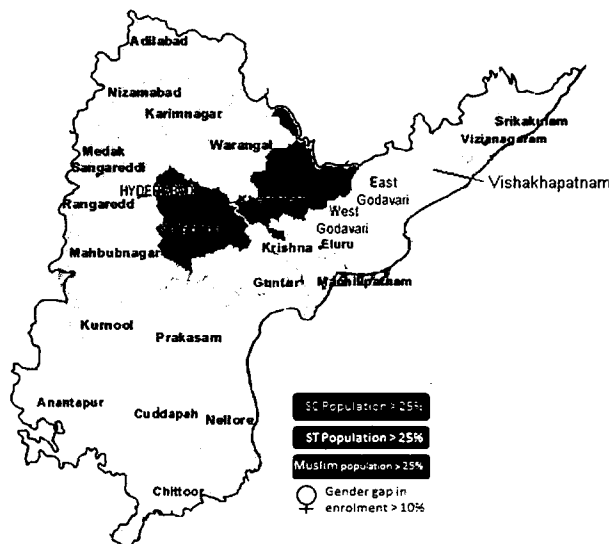
As on 01-04-2011

Indicator	2009-10
Total enrolment primary level	34,242
Total enrolment upper primary level	22,323
% Girls to total enrolment primary level	49
% Girls to total enrolment upper primary level	48
Gender parity index (GPI) primary level	0.95
Gender parity index (GPI) upper primary level	0.92
% SC to total enrolment	0
% ST to total enrolment	7
Out of school children of 6 – 14 age (as per IMRB survey in 2009)	0

Indicator	2009-10	Indicator	2009-10
Total teachers (Govt.+Aided)	4,310	No. of elementary schools (Govt.+Aided)	324
Pupil teacher ratio (PTR)	11	Student classroom ratio (SCR)	17
Districts with PTR > 30	0	Districts with SCR > 30	0
% Primary schools with PTR > 30	6	% Primary schools with SCR > 30	6
% Upper primary schools with PTR > 35	4	% Upper primary schools with SCR > 35	4
% Teachers without professional qualification	1	% Schools with drinking water facility	91
% Single teacher schools	4	% Schools with girls toilet	89
		% Schools with ramp	17
		% Schools with playground	58
		% Schools with boundary wall	52
		% Schools with kitchen-shed	24

Source: DISE

Andhra Pradesh



Total population	7.62 Cr.	Literacy rate	60.5
% Urban population	27.3	Female literacy rate	50.4
% SC population	16.2	Male literacy rate	70.3
% ST population	6.6	Sex ratio	978

Notification of State Rules	Notified
Constitution of SCPCR/REPA	In process
Notification of academic authority	Notified
Policy on eight year elementary education	In process
No detention	Notification issued
No corporal punishment	Notification issued
No board examination upto elementary level	Notification issued
Banning private tuition	Notification issued
Banning screening procedure and capitation fees	Notification issued
Minimum working days and instructional hours	Notification issued

As on 01-04-2011

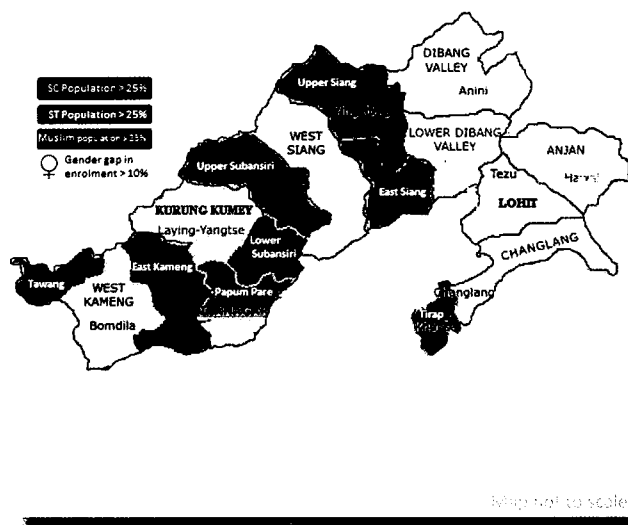
Indicator	2009-10
Total enrolment primary level	72,29,193
Total enrolment upper primary level	36,22,055
% Girls to total enrolment primary level	49
% Girls to total enrolment upper primary level	49
Gender parity index (GPI) primary level	0.97
Gender parity index (GPI) upper primary level	0.96
% SC to total enrolment	18
% ST to total enrolment	10
Out of school children of 6 – 14 age (as per IMRB survey in 2009)	1,72,354

Indicator	2009-10
Total teachers (Govt.+Aided)	3,29,241
Pupil teacher ratio (PTR)	22
Districts with PTR > 30	14
% Primary schools with PTR > 30	31
% Upper primary schools with PTR > 35	20
% Teachers without professional qualification	10
% Single teacher schools	14

Indicator	2009-10
No. of elementary schools (Govt.+Aided)	83,235
Student classroom ratio (SCR)	24
Districts with SCR > 30	0
% Primary schools with SCR > 30	31
% Upper primary schools with SCR > 35	20
% Schools with drinking water facility	92
% Schools with girls toilet	67
% Schools with ramp	14
% Schools with playground	48
% Schools with boundary wall	54
% Schools with kitchen-shed	33

Source: DISE

Arunachal Pradesh



Total population	10.98 L	Literacy rate	54.3
% Urban population	20.8	Female literacy rate	43.5
% SC population	0.6	Male literacy rate	63.8
% ST population	64.2	Sex ratio	893

Notification of State Rules	Notified
Constitution of SCPCR/REPA	In process
Notification of academic authority	Notified
Policy on eight year elementary education	In place
No detention	Notification issued
No corporal punishment	Notification issued
No board examination upto elementary level	Notification issued
Banning private tuition	Notification awaited
Banning screening procedure and capitation fees	Notification awaited
Minimum working days and instructional hours	Notification issued

As on 01-04-2011

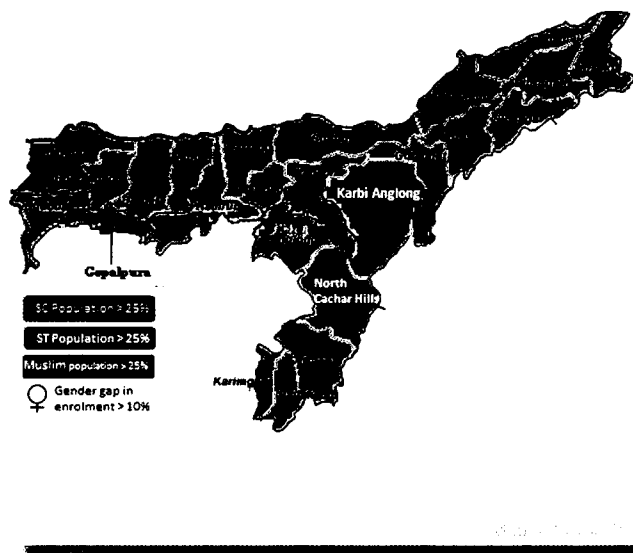
Indicator	2009-10
Total enrolment primary level	2,45,832
Total enrolment upper primary level	88,617
% Girls to total enrolment primary level	49
% Girls to total enrolment upper primary level	48
Gender parity index (GPI) primary level	0.94
Gender parity index (GPI) upper primary level	0.93
% SC to total enrolment	0
% ST to total enrolment	76
Out of school children of 6 – 14 age (as per IMRB survey in 2009)	20,601

Indicator	2009-10
Total teachers (Govt.+Aided)	15,847
Pupil teacher ratio (PTR)	19
Districts with PTR > 30	0
% Primary schools with PTR > 30	14
% Upper primary schools with PTR > 35	16
% Teachers without professional qualification	75
% Single teacher schools	49

Indicator	2009-10
No. of elementary schools (Govt.+Aided)	4,424
Student classroom ratio (SCR)	19
Districts with SCR > 30	0
% Primary schools with SCR > 30	14
% Upper primary schools with SCR > 35	16
% Schools with drinking water facility	85
% Schools with girls toilet	38
% Schools with ramp	3
% Schools with playground	25
% Schools with boundary wall	28
% Schools with kitchen-shed	34

Source: DISE

Assam



Total population	2.66 Cr.	Literacy rate	63.3
% Urban population	12.9	Female literacy rate	54.6
% SC population	6.9	Male literacy rate	71.3
% ST population	12.4	Sex ratio	935

Notification of State Rules	In process
Constitution of SCPCR/REPA	Notified
Notification of academic authority	In process
Policy on eight year elementary education	Notification issued
No detention	Notification issued
No corporal punishment	Notification awaited
No board examination upto elementary level	Notification awaited
Banning private tuition	Notification awaited
Banning screening procedure and capitation fees	Notification awaited
Minimum working days and instructional hours	Notification awaited

As on 01-04-2011

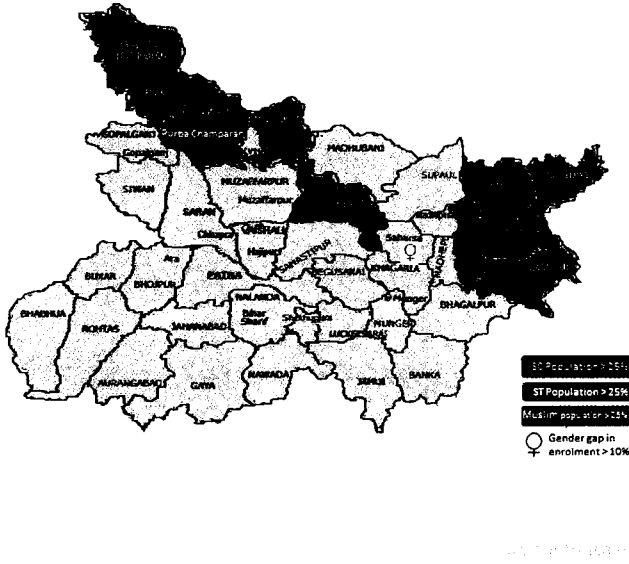
Indicator	2009-10
Total enrolment primary level	35,21,862
Total enrolment upper primary level	16,40,238
% Girls to total enrolment primary level	50
% Girls to total enrolment upper primary level	51
Gender parity index (GPI) primary level	0.99
Gender parity index (GPI) upper primary level	1.05
% SC to total enrolment	10
% ST to total enrolment	15
Out of school children of 6 – 14 age (as per IMRB survey in 2009)	2,34,983

Indicator	2009-10
Total teachers (Govt.+Aided)	2,10,103
Pupil teacher ratio (PTR)	23
Districts with PTR > 30	3
% Primary schools with PTR > 30	42
% Upper primary schools with PTR > 35	42
% Teachers without professional qualification	61
% Single teacher schools	12

Indicator	2009-10
No. of elementary schools (Govt.+Aided)	51,301
Student classroom ratio (SCR)	30
Districts with SCR > 30	10
% Primary schools with SCR > 30	42
% Upper primary schools with SCR > 35	42
% Schools with drinking water facility	81
% Schools with girls toilet	38
% Schools with ramp	43
% Schools with playground	55
% Schools with boundary wall	28
% Schools with kitchen-shed	48

Source: DISE

Bihar



Total population	8.29 Cr.	Literacy rate	47.0
% Urban population	10.5	Female literacy rate	33.1
% SC population	15.7	Male literacy rate	59.7
% ST population	0.9	Sex ratio	919

Notification of State Rules	In process
Constitution of SCPCR/REPA	Notified
Notification of academic authority	In process
Policy on eight year elementary education	In place
No detention	Notification issued
No corporal punishment	Notification issued
No board examination upto elementary level	Notification issued
Banning private tuition	Notification issued
Banning screening procedure and capitation fees	Notification issued
Minimum working days and instructional hours	Notification awaited

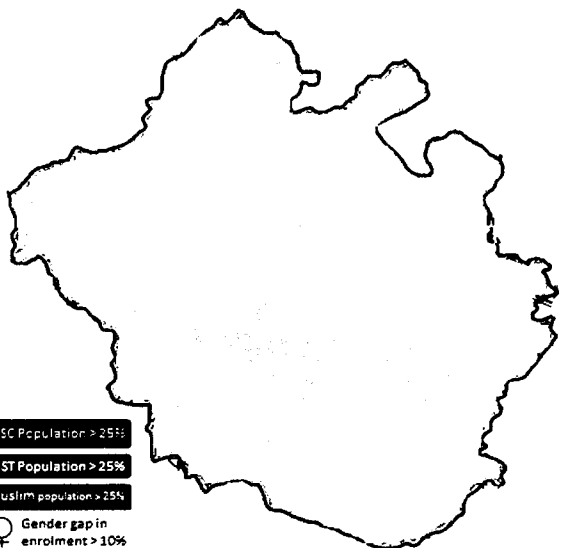
As on 01-04-2011

Indicator	2009-10
Total enrolment primary level	1,51,56,710
Total enrolment upper primary level	38,50,783
% Girls to total enrolment primary level	48
% Girls to total enrolment upper primary level	46
Gender parity index (GPI) primary level	0.92
Gender parity index (GPI) upper primary level	0.87
% SC to total enrolment	19
% ST to total enrolment	2
Out of school children of 6 – 14 age (as per IMRB survey in 2009)	13,45,697

Indicator	2009-10	Indicator	2009-10
Total teachers (Govt.+Aided)	3,32,781	No. of elementary schools (Govt.+Aided)	67,649
Pupil teacher ratio (PTR)	57	Student classroom ratio (SCR)	89
Districts with PTR > 30	37	Districts with SCR > 30	37
% Primary schools with PTR > 30	74	% Primary schools with SCR > 30	74
% Upper primary schools with PTR > 35	90	% Upper primary schools with SCR > 35	90
% Teachers without professional qualification	51	% Schools with drinking water facility	93
% Single teacher schools	5	% Schools with girls toilet	38
		% Schools with ramp	39
		% Schools with playground	31
		% Schools with boundary wall	39
		% Schools with kitchen-shed	15

Source: DISE

Chandigarh



Total population	9.01 L	Literacy rate	81.9
% Urban population	89.8	Female literacy rate	76.5
% SC population	17.5	Male literacy rate	86.1
% ST population	0.0	Sex ratio	777

Notification of State Rules	Central Rules
Constitution of SCPCR/REPA	In process
Notification of academic authority	In process
Policy on eight year elementary education	In place
No detention	Notification issued
No corporal punishment	Notification issued
No board examination upto elementary level	Notification issued
Banning private tuition	Notification issued
Banning screening procedure and capitation fees	Notification issued
Minimum working days and instructional hours	Notification issued

As on 01-04-2011

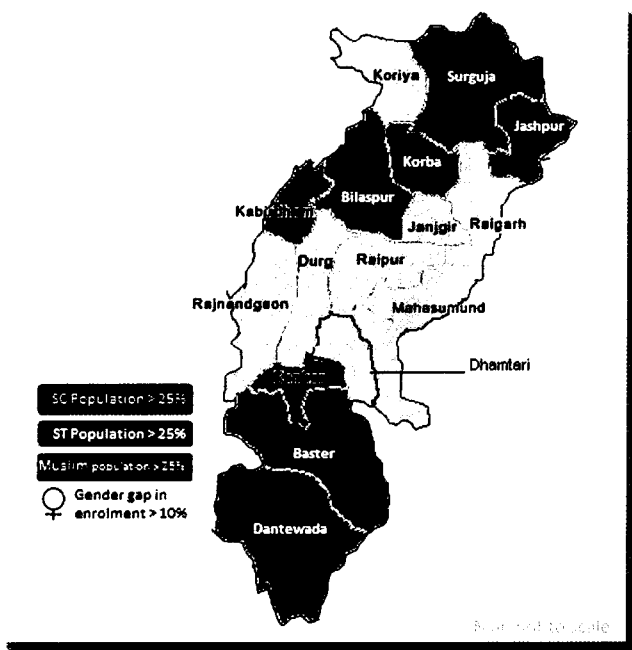
Indicator	2009-10
Total enrolment primary level	89,871
Total enrolment upper primary level	52,474
% Girls to total enrolment primary level	46
% Girls to total enrolment upper primary level	44
Gender parity index (GPI) primary level	0.84
Gender parity index (GPI) upper primary level	0.80
% SC to total enrolment	10
% ST to total enrolment	0
Out of school children of 6 – 14 age (as per IMRB survey in 2009)	1,974

Indicator	2009-10
Total teachers (Govt.+Aided)	3,075
Pupil teacher ratio (PTR)	29
Districts with PTR > 30	0
% Primary schools with PTR > 30	69
% Upper primary schools with PTR > 35	61
% Teachers without professional qualification	0
% Single teacher schools	0

Indicator	2009-10
No. of elementary schools (Govt.+Aided)	122
Student classroom ratio (SCR)	40
Districts with SCR > 30	1
% Primary schools with SCR > 30	69
% Upper primary schools with SCR > 35	61
% Schools with drinking water facility	100
% Schools with girls toilet	97
% Schools with ramp	43
% Schools with playground	98
% Schools with boundary wall	99
% Schools with kitchen-shed	25

Source: DISE

Chhattisgarh



Total population	2.08 Cr.	Literacy rate	64.7
% Urban population	20.1	Female literacy rate	51.9
% SC population	11.6	Male literacy rate	77.4
% ST population	31.8	Sex ratio	989

Notification of State Rules	Notified
Constitution of SCPCR/REPA	Notified
Notification of academic authority	Notified
Policy on eight year elementary education	In place
No detention	Notification awaited
No corporal punishment	Notification issued
No board examination upto elementary level	Notification awaited
Banning private tuition	Notification awaited
Banning screening procedure and capitation fees	Notification awaited
Minimum working days and instructional hours	Notification awaited

As on 01-04-2011

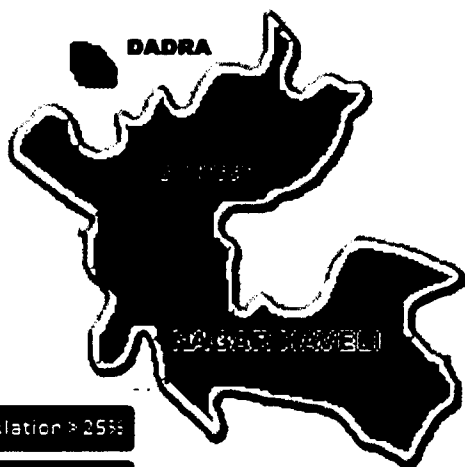
Indicator	2009-10
Total enrolment primary level	31,51,851
Total enrolment upper primary level	13,63,884
% Girls to total enrolment primary level	49
% Girls to total enrolment upper primary level	49
Gender parity index (GPI) primary level	0.96
Gender parity index (GPI) upper primary level	0.95
% SC to total enrolment	15
% ST to total enrolment	32
Out of school children of 6 – 14 age (as per IMRB survey in 2009)	85,366

Indicator	2009-10
Total teachers (Govt.+Aided)	1,43,742
Pupil teacher ratio (PTR)	26
Districts with PTR > 30	4
% Primary schools with PTR > 30	34
% U. primary schs. with PTR > 35	24
% Teachers without professional qualification	31
% Single teacher schools	11

Indicator	2009-10
No. of elementary schools (Govt.+Aided)	46,764
Student classroom ratio (SCR)	28
Districts with SCR > 30	5
% Primary schools with SCR > 30	34
% Upper primary schools with SCR > 35	24
% Schools with drinking water facility	94
% Schools with girls toilet	35
% Schools with ramp	41
% Schools with playground	41
% Schools with boundary wall	70
% Schools with kitchen-shed	36

Source: DISE

Dadra & Nagar Haveli



- SC Population > 25%
- ST Population > 25%
- Muslim population > 25%
- Gender gap in enrolment > 10%

Map not to scale

Total population	2.21 L	Literacy rate	57.6
% Urban population	22.9	Female literacy rate	40.2
% SC population	1.9	Male literacy rate	71.2
% ST population	62.2	Sex ratio	811

Notification of State Rules	Central Rules
Constitution of SCPCR/REPA	In process
Notification of academic authority	In process
Policy on eight year elementary education	In process
No detention	Notification awaited
No corporal punishment	Notification awaited
No board examination upto elementary level	Notification awaited
Banning private tuition	Notification awaited
Banning screening procedure and capitation fees	Notification awaited
Minimum working days and instructional hours	Notification awaited

As on 01-04-2011

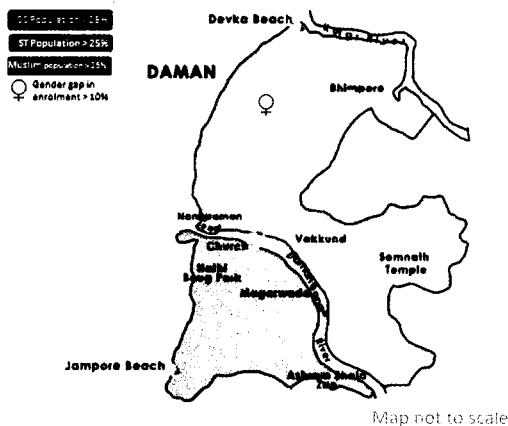
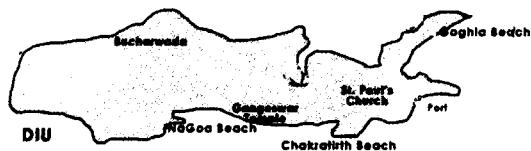
Indicator	2009-10
Total enrolment primary level	39,826
Total enrolment upper primary level	12,464
% Girls to total enrolment primary level	48
% Girls to total enrolment upper primary level	45
Gender parity index (GPI) primary level	0.91
Gender parity index (GPI) upper primary level	0.81
% SC to total enrolment	2
% ST to total enrolment	70
Out of school children of 6 – 14 age (as per IMRB survey in 2009)	444

Indicator	2009-10
Total teachers (Govt.+Aided)	1,236
Pupil teacher ratio (PTR)	36
Districts with PTR > 30	1
% Primary schools with PTR > 30	62
% Upper primary schools with PTR > 35	68
% Teachers without professional qualification	0
% Single teacher schools	20

Indicator	2009-10
No. of elementary schools (Govt.+Aided)	284
Student classroom ratio (SCR)	39
Districts with SCR > 30	1
% Primary schools with SCR > 30	62
% Upper primary schools with SCR > 35	68
% Schools with drinking water facility	96
% Schools with girls toilet	52
% Schools with ramp	27
% Schools with playground	34
% Schools with boundary wall	39
% Schools with kitchen-shed	33

Source: DISE

Daman & Diu



Total population	1.58 L	Literacy rate	78.2
% Urban population	36.3	Female literacy rate	65.6
% SC population	3.1	Male literacy rate	86.8
% ST population	8.8	Sex ratio	709

Notification of State Rules	Central Rules
Constitution of SCPCR/REPA	In process
Notification of academic authority	Notified
Policy on eight year elementary education	Notification issued
No detention	Notification awaited
No corporal punishment	Notification awaited
No board examination upto elementary level	Notification awaited
Banning private tuition	Notification issued
Banning screening procedure and capitation fees	Notification issued
Minimum working days and instructional hours	Notification issued

As on 01-04-2011

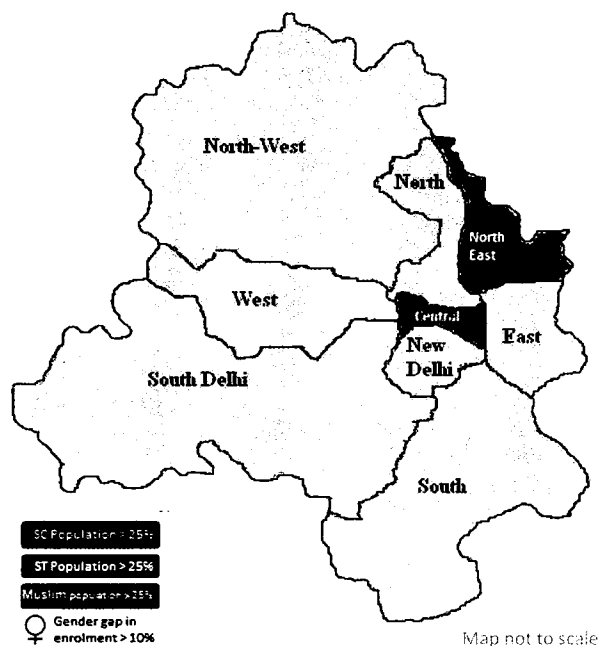
Indicator	2009-10
Total enrolment primary level	17,472
Total enrolment upper primary level	8,963
% Girls to total enrolment primary level	46
% Girls to total enrolment upper primary level	47
Gender parity index (GPI) primary level	0.86
Gender parity index (GPI) upper primary level	0.88
% SC to total enrolment	4
% ST to total enrolment	12
Out of school children of 6 – 14 age (as per IMRB survey in 2009)	23

Indicator	2009-10
Total teachers (Govt.+Aided)	638
Pupil teacher ratio (PTR)	31
Districts with PTR > 30	2
% Primary schools with PTR > 30	54
% U. primary schs. with PTR > 35	37
% Teachers without professional qualification	5
% Single teacher schools	2

Indicator	2009-10
No. of elementary schools (Govt.+Aided)	95
Student classroom ratio (SCR)	34
Districts with SCR > 30	2
% Primary schools with SCR > 30	54
% Upper primary schools with SCR > 35	37
% Schools with drinking water facility	100
% Schools with girls toilet	76
% Schools with ramp	45
% Schools with playground	61
% Schools with boundary wall	90
% Schools with kitchen-shed	60

Source: DISE

Delhi



Total population	1.38 Cr.	Literacy rate	81.7
% Urban population	93.2	Female literacy rate	74.7
% SC population	16.9	Male literacy rate	87.3
% ST population	0.0	Sex ratio	821

Notification of State Rules	In process
Constitution of SCPCR/REPA	Notified
Notification of academic authority	Notified
Policy on eight year elementary education	In place
No detention	Notification issued
No corporal punishment	Notification issued
No board examination upto elementary level	Notification issued
Banning private tuition	Notification issued
Banning screening procedure and capitation fees	Notification issued
Minimum working days and instructional hours	Notification issued

As on 01-04-2011

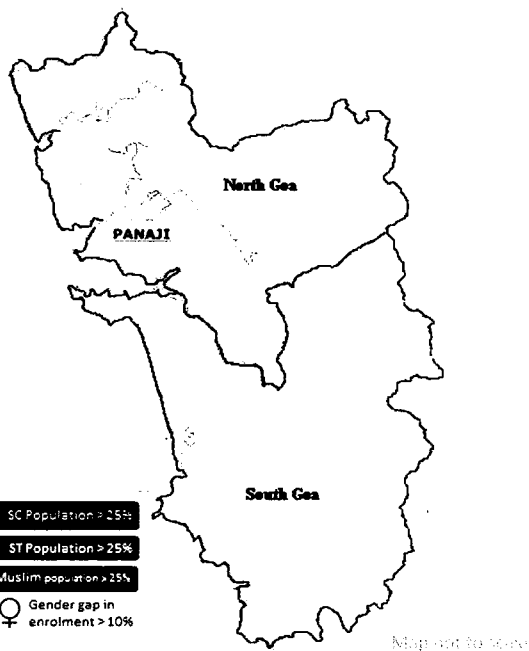
Indicator	2009-10
Total enrolment primary level	16,84,425
Total enrolment upper primary level	9,82,164
% Girls to total enrolment primary level	47
% Girls to total enrolment upper primary level	46
Gender parity index (GPI) primary level	0.88
Gender parity index (GPI) upper primary level	0.85
% SC to total enrolment	10
% ST to total enrolment	0
Out of school children of 6 – 14 age (as per IMRB survey in 2009)	1,24,022

Indicator	2009-10
Total teachers (Govt.+Aided)	57,777
Pupil teacher ratio (PTR)	28
Districts with PTR > 30	3
% Primary schools with PTR > 30	57
% Upper primary schools with PTR > 35	36
% Teachers without professional qualification	1
% Single teacher schools	0

Indicator	2009-10
No. of elementary schools (Govt.+Aided)	3,034
Student classroom ratio (SCR)	34
Districts with SCR > 30	7
% Primary schools with SCR > 30	56
% Upper primary schools with SCR > 35	35
% Schools with drinking water facility	100
% Schools with girls toilet	79
% Schools with ramp	71
% Schools with playground	75
% Schools with boundary wall	98
% Schools with kitchen-shed	6

Source: DISE

Goa



Total population	13.48 L	Literacy rate	82.0
% Urban population	49.8	Female literacy rate	75.4
% SC population	1.8	Male literacy rate	88.4
% ST population	0.0	Sex ratio	960

Notification of State Rules	In process
Constitution of SCPCR/REPA	In process
Notification of academic authority	In process
Policy on eight year elementary education	In process
No detention	Notification awaited
No corporal punishment	Notification awaited
No board examination upto elementary level	Notification awaited
Banning private tuition	Notification awaited
Banning screening procedure and capitation fees	Notification awaited
Minimum working days and instructional hours	Notification awaited

As on 01-04-2011

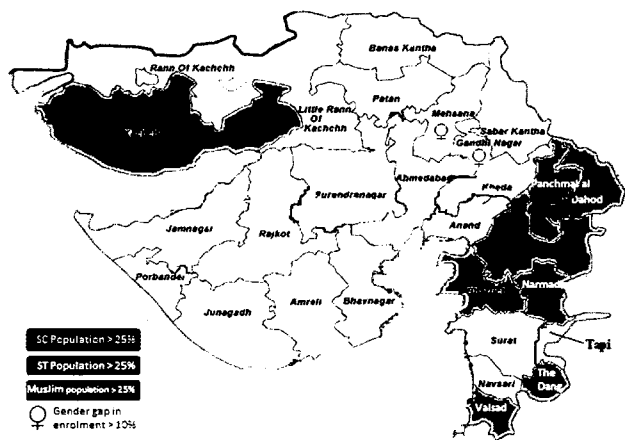
Indicator	2009-10
Total enrolment primary level	1,12,994
Total enrolment upper primary level	65,673
% Girls to total enrolment primary level	48
% Girls to total enrolment upper primary level	47
Gender parity index (GPI) primary level	0.92
Gender parity index (GPI) upper primary level	0.87
% SC to total enrolment	2
% ST to total enrolment	8
Out of school children of 6 – 14 age (as per IMRB survey in 2009)	0

Indicator	2009-10
Total teachers (Govt.+Aided)	6,873
Pupil teacher ratio (PTR)	24
Districts with PTR > 30	0
% Primary schools with PTR > 30	16
% Upper primary schools with PTR > 35	17
% Teachers without professional qualification	4
% Single teacher schools	25

Indicator	2009-10
No. of elementary schools (Govt.+Aided)	1,391
Student classroom ratio (SCR)	25
Districts with SCR > 30	0
% Primary schools with SCR > 30	16
% Upper primary schools with SCR > 35	17
% Schools with drinking water facility	99
% Schools with girls toilet	61
% Schools with ramp	34
% Schools with playground	50
% Schools with boundary wall	69
% Schools with kitchen-shed	4

Source: DISE

Gujarat



Map not to scale

Total population	5.06 Cr.	Literacy rate	69.1
% Urban population	37.4	Female literacy rate	57.8
% SC population	7.1	Male literacy rate	79.7
% ST population	14.8	Sex ratio	920

Notification of State Rules	In process
Constitution of SCPCR/REPA	In process
Notification of academic authority	Notified
Policy on eight year elementary education	Notification issued
No detention	Notification issued
No corporal punishment	Notification issued
No board examination upto elementary level	Notification issued
Banning private tuition	Notification issued
Banning screening procedure and capitation fees	Notification issued
Minimum working days and instructional hours	Notification issued

As on 01-04-2011

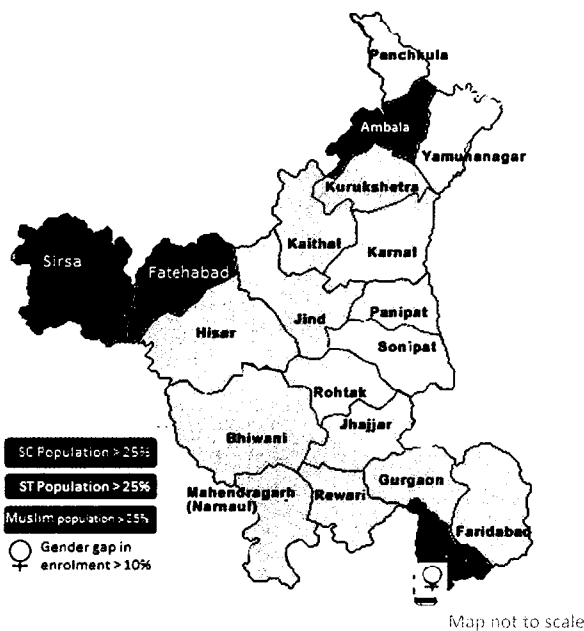
Indicator	2009-10
Total enrolment primary level	58,52,700
Total enrolment upper primary level	19,61,691
% Girls to total enrolment primary level	47
% Girls to total enrolment upper primary level	46
Gender parity index (GPI) primary level	0.87
Gender parity index (GPI) upper primary level	0.84
% SC to total enrolment	7
% ST to total enrolment	18
Out of school children of 6 – 14 age (as per IMRB survey in 2009)	1,62,355

Indicator	2009-10
Total teachers (Govt.+Aided)	1,93,459
Pupil teacher ratio (PTR)	32
Districts with PTR > 30	21
% Primary schools with PTR > 30	49
% Upper primary schools with PTR > 35	39
% Teachers without professional qualification	1
% Single teacher schools	1

Indicator	2009-10
No. of elementary schools (Govt.+Aided)	34,334
Student classroom ratio (SCR)	34
Districts with SCR > 30	22
% Primary schools with SCR > 30	49
% Upper primary schools with SCR > 35	39
% Schools with drinking water facility	97
% Schools with girls toilet	58
% Schools with ramp	80
% Schools with playground	69
% Schools with boundary wall	87
% Schools with kitchen-shed	46

Source: DISE

Haryana



Total population	2.11 Cr.	Literacy rate	67.9
% Urban population	29.0	Female literacy rate	55.7
% SC population	19.3	Male literacy rate	78.5
% ST population	0.0	Sex ratio	861

Notification of State Rules	In process
Constitution of SCPCR/REPA	Notified
Notification of academic authority	Notified
Policy on eight year elementary education	In place
No detention	Notification issued
No corporal punishment	Notification issued
No board examination upto elementary level	Notification issued
Banning private tuition	Notification issued
Banning screening procedure and capitation fees	Notification issued
Minimum working days and instructional hours	Notification issued

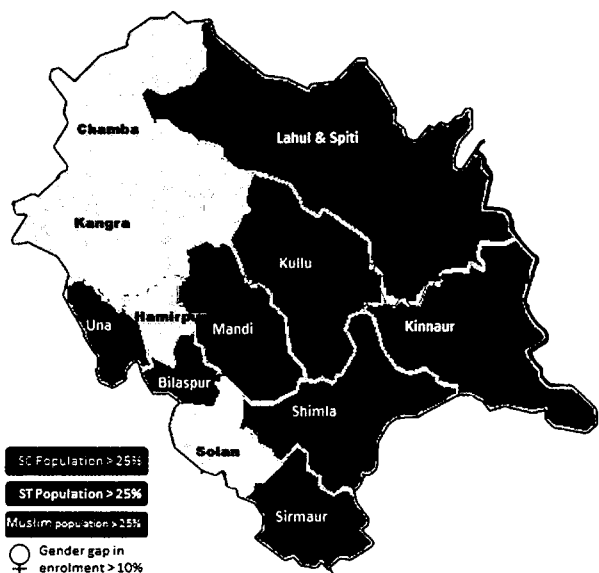
As on 01-04-2011

Indicator	2009-10
Total enrolment primary level	22,21,119
Total enrolment upper primary level	11,15,634
% Girls to total enrolment primary level	47
% Girls to total enrolment upper primary level	47
Gender parity index (GPI) primary level	0.89
Gender parity index (GPI) upper primary level	0.90
% SC to total enrolment	27
% ST to total enrolment	0
Out of school children of 6 – 14 age (as per IMRB survey in 2009)	1,07,205

Indicator	2009-10	Indicator	2009-10
Total teachers (Govt.+Aided)	82,784	No. of elementary schools (Govt.+Aided)	15,565
Pupil teacher ratio (PTR)	30	Student classroom ratio (SCR)	32
Districts with PTR > 30	6	Districts with SCR > 30	12
% Primary schools with PTR > 30	48	% Primary schools with SCR > 30	48
% Upper primary schools with PTR > 35	31	% Upper primary schools with SCR > 35	31
% Teachers without professional qualification	4	% Schools with drinking water facility	99
% Single teacher schools	4	% Schools with girls toilet	87
		% Schools with ramp	66
		% Schools with playground	83
		% Schools with boundary wall	95
		% Schools with kitchen-shed	18

Source: DISE

Himachal Pradesh



Total population	60.78 L	Literacy rate	76.5
% Urban population	9.8	Female literacy rate	67.4
% SC population	24.7	Male literacy rate	85.3
% ST population	4.0	Sex ratio	968

Notification of State Rules	Notified
Constitution of SCPCR/REPA	Notified
Notification of academic authority	Notified
Policy on eight year elementary education	In place
No detention	Notification issued
No corporal punishment	Notification issued
No board examination upto elementary level	Notification issued
Banning private tuition	Notification issued
Banning screening procedure and capitation fees	Notification issued
Minimum working days and instructional hours	Notification issued

As on 01-04-2011

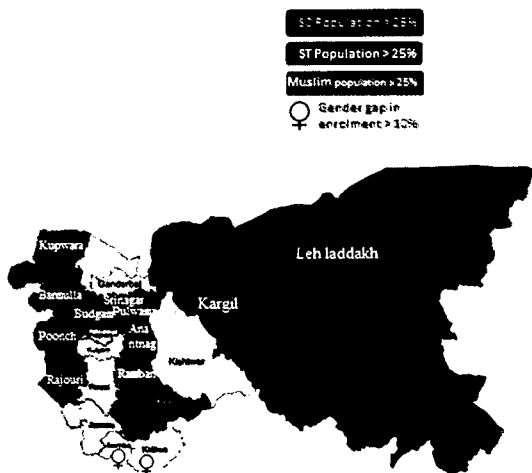
Indicator	2009-10
Total enrolment primary level	6,23,198
Total enrolment upper primary level	4,12,919
% Girls to total enrolment primary level	47
% Girls to total enrolment upper primary level	47
Gender parity index (GPI) primary level	0.90
Gender parity index (GPI) upper primary level	0.89
% SC to total enrolment	28
% ST to total enrolment	6
Out of school children of 6 – 14 age (as per IMRB survey in 2009)	2,451

Indicator	2009-10
Total teachers (Govt.+Aided)	49,736
Pupil teacher ratio (PTR)	16
Districts with PTR > 30	0
% Primary schools with PTR > 30	5
% Upper primary schools with PTR > 35	12
% Teachers without professional qualification	5
% Single teacher schools	6

Indicator	2009-10
No. of elementary schools (Govt.+Aided)	15,125
Student classroom ratio (SCR)	15
Districts with SCR > 30	0
% Primary schools with SCR > 30	5
% Upper primary schools with SCR > 35	12
% Schools with drinking water facility	98
% Schools with girls toilet	56
% Schools with ramp	46
% Schools with playground	63
% Schools with boundary wall	50
% Schools with kitchen-shed	15

Source: DISE

Jammu & Kashmir



Total population	1.01Cr.	Literacy rate	55.5
% Urban population	24.8	Female literacy rate	43.0
% SC population	7.6	Male literacy rate	66.6
% ST population	10.9	Sex ratio	892

Notification of State Rules	NA
Constitution of SCPCR/REPA	—
Notification of academic authority	—
Policy on eight year elementary education	—
No detention	—
No corporal punishment	—
No board examination upto elementary level	—
Banning private tuition	—
Banning screening procedure and capitation fees	—
Minimum working days and instructional hours	—

As on 01-04-2011

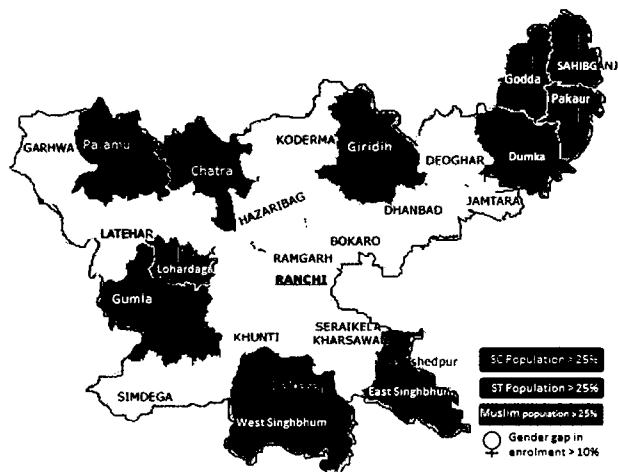
Indicator	2009-10
Total enrolment primary level	13,08,028
Total enrolment upper primary level	6,65,266
% Girls to total enrolment primary level	47
% Girls to total enrolment upper primary level	46
Gender parity index (GPI) primary level	0.90
Gender parity index (GPI) upper primary level	0.85
% SC to total enrolment	8
% ST to total enrolment	14
Out of school children of 6 – 14 age (as per IMRB survey in 2009)	9,691

Indicator	2009-10
Total teachers (Govt.+Aided)	78,609
Pupil teacher ratio (PTR)	16
Districts with PTR > 30	0
% Primary schools with PTR > 30	17
% Upper primary schools with PTR > 35	14
% Teachers without professional qualification	45
% Single teacher schools	12

Indicator	2009-10
No. of elementary schools (Govt.+Aided)	21,311
Student classroom ratio (SCR)	17
Districts with SCR > 30	0
% Primary schools with SCR > 30	17
% Upper primary schools with SCR > 35	14
% Schools with drinking water facility	86
% Schools with girls toilet	24
% Schools with ramp	12
% Schools with playground	27
% Schools with boundary wall	30
% Schools with kitchen-shed	2

Source: DISE

Jharkhand



Total population	2.69 Cr.	Literacy rate	53.6
% Urban population	22.2	Female literacy rate	38.9
% SC population	11.8	Male literacy rate	67.3
% ST population	26.3	Sex ratio	941

Notification of State Rules	In process
Constitution of SCPCR/REPA	In process
Notification of academic authority	In process
Policy on eight year elementary education	In place
No detention	Notification issued
No corporal punishment	Notification issued
No board examination upto elementary level	Notification issued
Banning private tuition	Notification issued
Banning screening procedure and capitation fees	Notification issued
Minimum working days and instructional hours	Notification issued

As on 01-04-2011

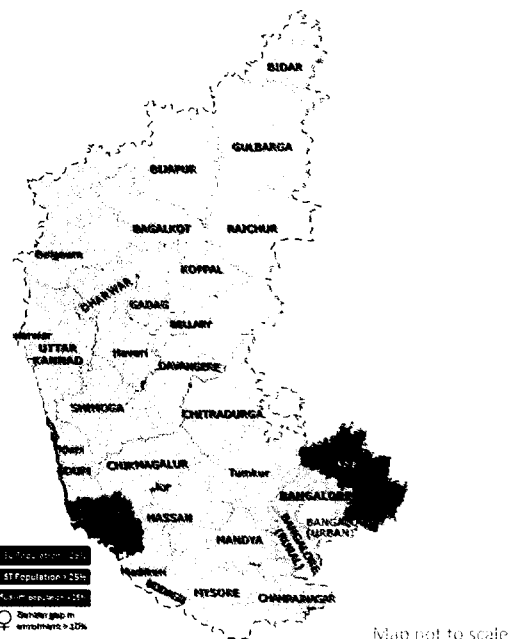
Indicator	2009-10
Total enrolment primary level	49,39,161
Total enrolment upper primary level	15,84,772
% Girls to total enrolment primary level	50
% Girls to total enrolment upper primary level	49
Gender parity index (GPI) primary level	0.98
Gender parity index (GPI) upper primary level	0.95
% SC to total enrolment	15
% ST to total enrolment	30
Out of school children of 6 – 14 age (as per IMRB survey in 2009)	1,32,195

Indicator	2009-10
Total teachers (Govt.+Aided)	1,39,630
Pupil teacher ratio (PTR)	44
Districts with PTR > 30	24
% Primary schools with PTR > 30	59
% Upper primary schools with PTR > 35	66
% Teachers without professional qualification	36
% Single teacher schools	8

Indicator	2009-10
No. of elementary schools (Govt.+Aided)	40,899
Student classroom ratio (SCR)	47
Districts with SCR > 30	22
% Primary schools with SCR > 30	59
% Upper primary schools with SCR > 35	66
% Schools with drinking water facility	85
% Schools with girls toilet	49
% Schools with ramp	14
% Schools with playground	27
% Schools with boundary wall	22
% Schools with kitchen-shed	32

Source: DISE

Karnataka



Total population	5.28 Cr.	Literacy rate	66.6
% Urban population	34.0	Female literacy rate	56.9
% SC population	16.2	Male literacy rate	76.1
% ST population	6.6	Sex ratio	965

Notification of State Rules	In process
Constitution of SCPCR/REPA	In process
Notification of academic authority	In process
Policy on eight year elementary education	In process
No detention	Notification awaited
No corporal punishment	Notification awaited
No board examination upto elementary level	Notification awaited
Banning private tuition	Notification awaited
Banning screening procedure and capitation fees	Notification awaited
Minimum working days and instructional hours	Notification issued

As on 01-04-2011

Indicator	2009-10
Total enrolment primary level	5,41,8,842
Total enrolment upper primary level	2,21,7,903
% Girls to total enrolment primary level	48
% Girls to total enrolment upper primary level	48
Gender parity index (GPI) primary level	0.94
Gender parity index (GPI) upper primary level	0.93
% SC to total enrolment	19
% ST to total enrolment	8
Out of school children of 6 – 14 age (as per IMRB survey in 2009)	1,08,237

Indicator	2009-10	Indicator	2009-10
Total teachers (Govt.+Aided)	2,08,393	No. of elementary schools (Govt.+Aided)	49,018
Pupil teacher ratio (PTR)	27	Student classroom ratio (SCR)	25
Districts with PTR > 30	11	Districts with SCR > 30	4
% Primary schools with PTR > 30	24	% Primary schools with SCR > 30	24
% Upper primary schools with PTR > 35	25	% Upper primary schools with SCR > 35	25
% Teachers without professional qualification	2	% Schools with drinking water facility	70
% Single teacher schools	7	% Schools with girls toilet	68
		% Schools with ramp	55
		% Schools with playground	54
		% Schools with boundary wall	63
		% Schools with kitchen-shed	75

Source: DISE

Kerala



Total population	3.18 Cr.	Literacy rate	90.9
% Urban population	26.0	Female literacy rate	87.7
% SC population	9.8	Male literacy rate	94.2
% ST population	1.1	Sex ratio	1058

Notification of State Rules	In process
Constitution of SCPCR/REPA	In process
Notification of academic authority	Notified
Policy on eight year elementary education	In process
No detention	In process
No corporal punishment	Notification issued
No board examination upto elementary level	Notification issued
Banning private tuition	Notification issued
Banning screening procedure and capitation fees	Notification issued
Minimum working days and instructional hours	Notification awaited

As on 01-04-2011


Indicator	2009-10
Total enrolment primary level	19,87,815
Total enrolment upper primary level	13,68,183
% Girls to total enrolment primary level	50
% Girls to total enrolment upper primary level	49
Gender parity index (GPI) primary level	0.98
Gender parity index (GPI) upper primary level	0.96
% SC to total enrolment	11
% ST to total enrolment	2
Out of school children of 6 – 14 age (as per IMRB survey in 2009)	15,776

Indicator	2009-10
Total teachers (Govt.+Aided)	1,28,446
Pupil teacher ratio (PTR)	24
Districts with PTR > 30	1
% Primary schools with PTR > 30	27
% Upper primary schools with PTR > 35	26
% Teachers without professional qualification	2
% Single teacher schools	1

Indicator	2009-10
No. of elementary schools (Govt.+Aided)	11,863
Student classroom ratio (SCR)	27
Districts with SCR > 30	2
% Primary schools with SCR > 30	27
% Upper primary schools with SCR > 35	26
% Schools with drinking water facility	99
% Schools with girls toilet	76
% Schools with ramp	62
% Schools with playground	69
% Schools with boundary wall	77
% Schools with kitchen-shed	78

Source: DISE

Lakshadweep



Total population	0.61 L	Literacy rate	86.7
% Urban population	44.5	Female literacy rate	80.5
% SC population	0.0	Male literacy rate	92.5
% ST population	94.5	Sex ratio	947

Notification of State Rules	Central Rules
Constitution of SCPCR/REPA	In process
Notification of academic authority	In process
Policy on eight year elementary education	In process
No detention	Notification issued
No corporal punishment	Notification issued
No board examination upto elementary level	Notification issued
Banning private tuition	Notification issued
Banning screening procedure and capitation fees	Notification issued
Minimum working days and instructional hours	Notification issued

As on 01-04-2011

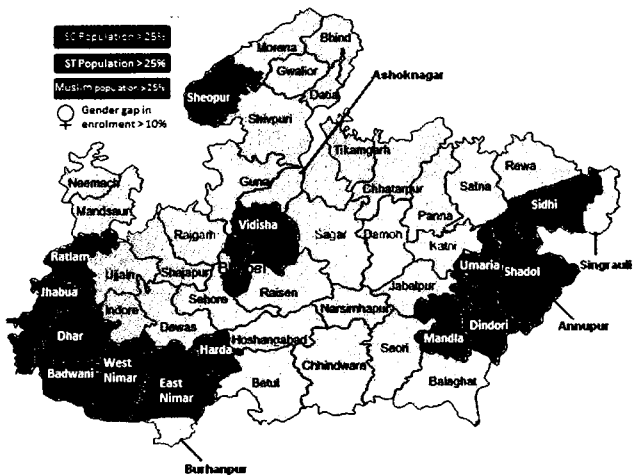
Indicator	2009-10
Total enrolment primary level	6,880
Total enrolment upper primary level	3,677
% Girls to total enrolment primary level	50
% Girls to total enrolment upper primary level	50
Gender parity index (GPI) primary level	1.01
Gender parity index (GPI) upper primary level	0.99
% SC to total enrolment	0
% ST to total enrolment	99
Out of school children of 6 – 14 age (as per IMRB survey in 2009)	0

Indicator	2009-10
Total teachers (Govt.+Aided)	742
Pupil teacher ratio (PTR)	14
Districts with PTR > 30	0
% Primary schools with PTR > 30	14
% Upper primary schools with PTR > 35	8
% Teachers without professional qualification	0
% Single teacher schools	0

Indicator	2009-10
No. of elementary schools (Govt.+Aided)	44
Student classroom ratio (SCR)	22
Districts with SCR > 30	0
% Primary schools with SCR > 30	14
% Upper primary schools with SCR > 35	8
% Schools with drinking water facility	100
% Schools with girls toilet	70
% Schools with ramp	70
% Schools with playground	25
% Schools with boundary wall	57
% Schools with kitchen-shed	73

Source: DISE

Madhya Pradesh



Total population	6.03 Cr.	Literacy rate	63.7
% Urban population	26.5	Female literacy rate	50.3
% SC population	15.2	Male literacy rate	76.1
% ST population	20.3	Sex ratio	919

Notification of State rules	Notified
Constitution of SCPCR/REPA	Notified
Notification of academic authority	Notified
Policy on eight year elementary education	In place
No detention	Notification issued
No corporal punishment	Notification issued
No board examination upto elementary level	Notification issued
Banning private tuition	Notification issued
Banning screening procedure and capitation fees	Notification issued
Minimum working days and instructional hours	Notification issued

As on 01-04-2011

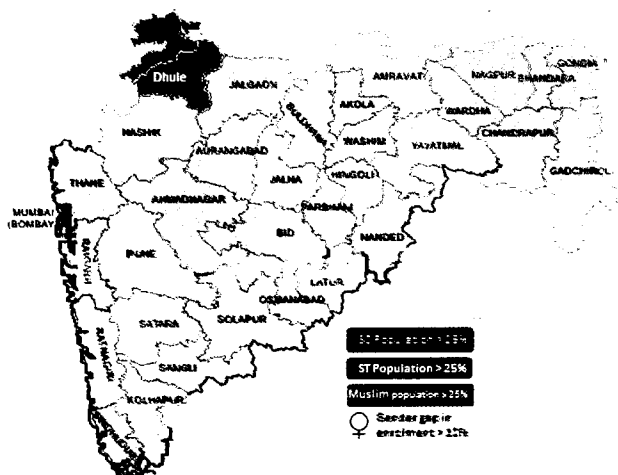
Indicator	2009-10
Total enrolment primary level	1,09,27,623
Total enrolment upper primary level	45,57,366
% Girls to total enrolment primary level	49
% Girls to total enrolment upper primary level	48
Gender parity index (GPI) primary level	0.97
Gender parity index (GPI) upper primary level	0.94
% SC to total enrolment	17
% ST to total enrolment	24
Out of school children of 6 – 14 age (as per IMRB survey in 2009)	3,28,692

Indicator	2009-10
Total teachers (Govt.+Aided)	2,85,392
Pupil teacher ratio (PTR)	35
Districts with PTR > 30	36
% Primary schools with PTR > 30	41
% Upper primary schools with PTR > 35	34
% Teachers without professional qualification	14
% Single teacher schools	14

Indicator	2009-10
No. of elementary schools (Govt.+Aided)	1,12,693
Student classroom ratio (SCR)	30
Districts with SCR > 30	24
% Primary schools with SCR > 30	41
% Upper primary schools with SCR > 35	34
% Schools with drinking water facility	94
% Schools with girls toilet	38
% Schools with ramp	54
% Schools with playground	55
% Schools with boundary wall	43
% Schools with kitchen-shed	57

Source: DISE

Maharashtra



Total population	9.68 Cr.	Literacy rate	76.9
% Urban population	42.4	Female literacy rate	67.0
% SC population	10.2	Male literacy rate	86.0
% ST population	8.9	Sex ratio	922

Notification of State rules	In process
Constitution of SCPCR/REPA	Notified
Notification of academic authority	Notified
Policy on eight year elementary education	In process
No detention	Notification issued
No corporal punishment	Notification issued
No board examination upto elementary level	Notification issued
Banning private tuition	Notification issued
Banning screening procedure and capitation fees	Notification issued
Minimum working days and instructional hours	Notification issued

As on 01-04-2011

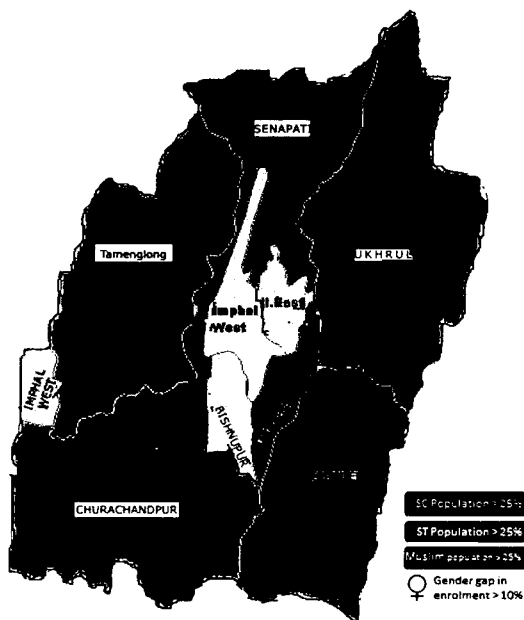
Indicator	2009-10
Total enrolment primary level	1,03,56,617
Total enrolment upper primary level	54,97,441
% Girls to total enrolment primary level	47
% Girls to total enrolment upper primary level	47
Gender parity index (GPI) primary level	0.89
Gender parity index (GPI) upper primary level	0.88
% SC to total enrolment	15
% ST to total enrolment	12
Out of school children of 6 – 14 age (as per IMRB survey in 2009)	2,07,345

Indicator	2009-10
Total teachers (Govt.+Aided)	4,68,907
Pupil teacher ratio (PTR)	30
Districts with PTR > 30	17
% Primary schools with PTR > 30	33
% Upper primary schools with PTR > 35	29
% Teachers without professional qualification	9
% Single teacher schools	4

Indicator	2009-10
No. of elementary schools (Govt.+Aided)	85,799
Student classroom ratio (SCR)	31
Districts with SCR > 30	19
% Primary schools with SCR > 30	33
% Upper primary schools with SCR > 35	29
% Schools with drinking water facility	94
% Schools with girls toilet	70
% Schools with ramp	65
% Schools with playground	66
% Schools with boundary wall	60
% Schools with kitchen-shed	31

Source: DISE

Manipur



Total population	21.67 L	Literacy rate	70.5
% Urban population	23.9	Female literacy rate	60.5
% SC population	2.8	Male literacy rate	80.3
% ST population	34.2	Sex ratio	978

Notification of State rules	Notified
Constitution of SCPCR/REPA	In process
Notification of academic authority	Notified
Policy on eight year elementary education	In place
No detention	Notification awaited
No corporal punishment	Notification awaited
No board examination upto elementary level	Notification issued
Banning private tuition	Notification awaited
Banning screening procedure and capitation fees	Notification awaited
Minimum working days and instructional hours	Notification awaited

As on 01-04-2011

Indicator	2009-10
Total enrolment primary level	3,43,935
Total enrolment upper primary level	1,26,352
% Girls to total enrolment primary level	50
% Girls to total enrolment upper primary level	50
Gender parity index (GPI) primary level	1.00
Gender parity index (GPI) upper primary level	1.00
% SC to total enrolment	3
% ST to total enrolment	45
Out of school children of 6 – 14 age (as per IMRB survey in 2009)	12,222

Indicator	2009-10	Indicator	2009-10
Total teachers (Govt.+Aided)	13,346	No. of elementary schools (Govt.+Aided)	3,084
Pupil teacher ratio (PTR)	20	Student classroom ratio (SCR)	20
Districts with PTR > 30	0	Districts with SCR > 30	0
% Primary schools with PTR > 30	15	% Primary schools with SCR > 30	15
% Upper primary schools with PTR > 35	11	% Upper primary schools with SCR > 35	11
% Teachers without professional qualification	50	% Schools with drinking water facility	92
% Single teacher schools	12	% Schools with girls toilet	23
		% Schools with ramp	6
		% Schools with playground	54
		% Schools with boundary wall	32
		% Schools with kitchen-shed	71

Source: DISE

Meghalaya



Total population	23.19 L	Literacy rate	62.6
% Urban population	19.6	Female literacy rate	59.6
% SC population	0.5	Male literacy rate	65.4
% ST population	85.9	Sex ratio	972

Notification of State rules	In process
Constitution of SCPCR/REPA	In process
Notification of academic authority	In process
Policy on eight year elementary education	In process
No detention	Notification awaited
No corporal punishment	Notification awaited
No board examination upto elementary level	Notification awaited
Banning private tuition	Notification awaited
Banning screening procedure and capitation fees	Notification awaited
Minimum working days and instructional hours	Notification awaited

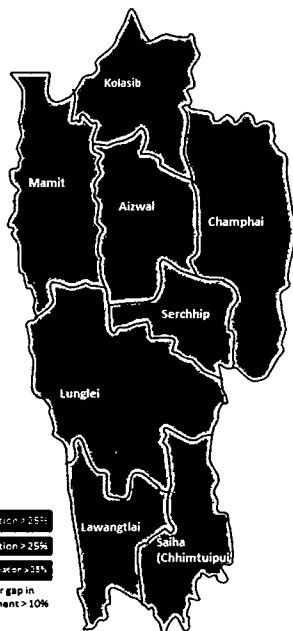
As on 01-04-2011

Indicator	2009-10
Total enrolment primary level	4,70,689
Total enrolment upper primary level	1,35,638
% Girls to total enrolment primary level	50
% Girls to total enrolment upper primary level	53
Gender parity index (GPI) primary level	1.01
Gender parity index (GPI) upper primary level	1.13
% SC to total enrolment	1
% ST to total enrolment	92
Out of school children of 6 – 14 age (as per IMRB survey in 2009)	12,655

Indicator	2009-10	Indicator	2009-10
Total teachers (Govt.+Aided)	33,675	No. of elementary schools (Govt.+Aided)	10,693
Pupil teacher ratio (PTR)	16	Student classroom ratio (SCR)	18
Districts with PTR > 30	0	Districts with SCR > 30	0
% Primary schools with PTR > 30	16	% Primary schools with SCR > 30	16
% Upper primary schools with PTR > 35	11	% Upper primary schools with SCR > 35	11
% Teachers without professional qualification	70	% Schools with drinking water facility	61
% Single teacher schools	11	% Schools with girls toilet	32
		% Schools with ramp	12
		% Schools with playground	37
		% Schools with boundary wall	18
		% Schools with kitchen-shed	22

Source: DISE

Mizoram



Total population	8.89 L	Literacy rate	88.8
% Urban population	49.6	Female literacy rate	86.7
% SC population	0.0	Male literacy rate	90.7
% ST population	94.5	Sex ratio	935

Notification of State rules	Notified
Constitution of SCPCR/REPA	Notified
Notification of academic authority	Notified
Policy on eight year elementary education	Notification issued
No detention	Notification issued
No corporal punishment	Notification issued
No board examination upto elementary level	Notification issued
Banning private tuition	Notification awaited
Banning screening procedure and capitation fees	Notification awaited
Minimum working days and instructional hours	Notification issued

As on 01-04-2011

Indicator	2009-10
Total enrolment primary level	1,81,367
Total enrolment upper primary level	65,242
% Girls to total enrolment primary level	48
% Girls to total enrolment upper primary level	49
Gender parity index (GPI) primary level	0.94
Gender parity index (GPI) upper primary level	0.97
% SC to total enrolment	0
% ST to total enrolment	99
Out of school children of 6 – 14 age (as per IMRB survey in 2009)	7,485

Indicator	2009-10
Total teachers (Govt.+Aided)	12,980
Pupil teacher ratio (PTR)	15
Districts with PTR > 30	0
% Primary schools with PTR > 30	11
% Upper primary schools with PTR > 35	15
% Teachers without professional qualification	32
% Single teacher schools	3

Indicator	2009-10
No. of elementary schools (Govt.+Aided)	2,482
Student classroom ratio (SCR)	19
Districts with SCR > 30	0
% Primary schools with SCR > 30	11
% Upper primary schools with SCR > 35	15
% Schools with drinking water facility	86
% Schools with girls toilet	57
% Schools with ramp	39
% Schools with playground	20
% Schools with boundary wall	42
% Schools with kitchen-shed	41

Source: DISE

Nagaland



Total population	19.9 L	Literacy rate	66.6
% Urban population	17.2	Female literacy rate	61.5
% SC population	0.0	Male literacy rate	71.2
% ST population	89.1	Sex ratio	900

Notification of State rules	In process
Constitution of SCPCR/REPA	In process
Notification of academic authority	Notified
Policy on eight year elementary education	Notified Issued
No detention	Notification awaited
No corporal punishment	Notification issued
No board examination upto elementary level	Notification awaited
Banning private tuition	Notification awaited
Banning screening procedure and capitation fees	Notification awaited
Minimum working days and instructional hours	Notification awaited

As on 01-04-2011

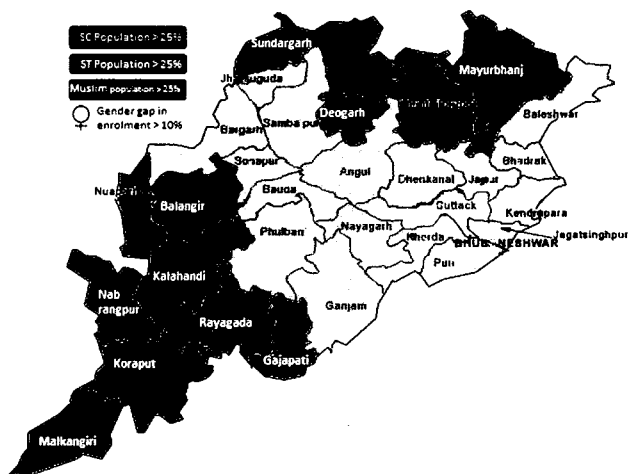
Indicator	2009-10
Total enrolment primary level	2,78,190
Total enrolment upper primary level	1,23,221
% Girls to total enrolment primary level	49
% Girls to total enrolment upper primary level	49
Gender parity index (GPI) primary level	0.95
Gender parity index (GPI) upper primary level	0.96
% SC to total enrolment	0
% ST to total enrolment	92
Out of school children of 6 – 14 age (as per IMRB survey in 2009)	8,693

Indicator	2009-10
Total teachers (Govt.+Aided)	12,799
Pupil teacher ratio (PTR)	19
Districts with PTR > 30	0
% Primary schools with PTR > 30	15
% Upper primary schools with PTR > 35	25
% Teachers without professional qualification	72
% Single teacher schools	4

Indicator	2009-10
No. of elementary schools (Govt.+Aided)	2,007
Student classroom ratio (SCR)	21
Districts with SCR > 30	0
% Primary schools with SCR > 30	15
% Upper primary schools with SCR > 35	25
% Schools with drinking water facility	84
% Schools with girls toilet	91
% Schools with ramp	8
% Schools with playground	43
% Schools with boundary wall	76
% Schools with kitchen-shed	79

Source: DISE

Orissa



Total population	3.68 Cr.	Literacy rate	63.1
% Urban population	14.8	Female literacy rate	50.5
% SC population	16.5	Male literacy rate	75.3
% ST population	22.1	Sex ratio	972

Notification of State rules	Notified
Constitution of SCPCR/REPA	Notified
Notification of academic authority	Notified
Policy on eight year elementary education	Notified
No detention	Notification issued
No corporal punishment	Notification issued
No board examination upto elementary level	Notification issued
Banning private tuition	Notification awaited
Banning screening procedure and capitation fees	Notification awaited
Minimum working days and instructional hours	Notification issued

As on 01-04-2011

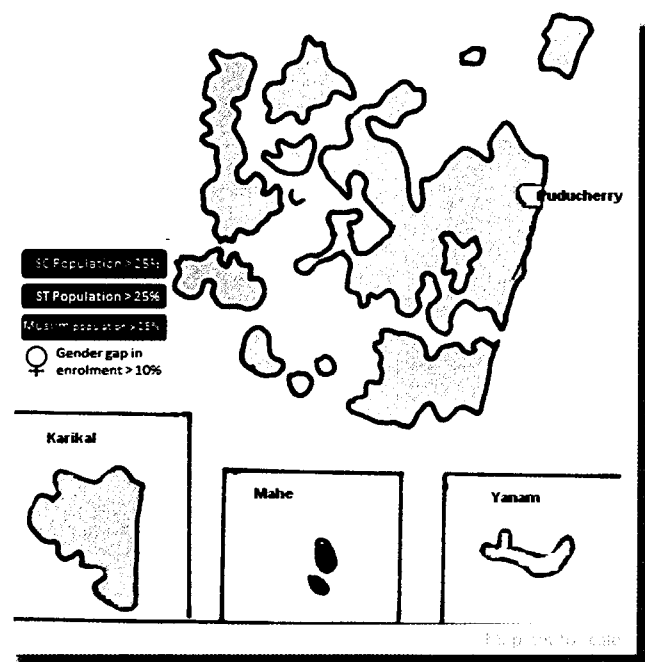
Indicator	2009-10
Total enrolment primary level	43,66,931
Total enrolment upper primary level	16,22,581
% Girls to total enrolment primary level	49
% Girls to total enrolment upper primary level	49
Gender parity index (GPI) primary level	0.95
Gender parity index (GPI) upper primary level	0.94
% SC to total enrolment	20
% ST to total enrolment	28
Out of school children of 6 – 14 age (as per IMRB survey in 2009)	4,35,560

Indicator	2009-10
Total teachers (Govt.+Aided)	1,68,391
Pupil teacher ratio (PTR)	33
Districts with PTR > 30	22
% Primary schools with PTR > 30	36
% Upper primary schools with PTR > 35	42
% Teachers without professional qualification	19
% Single teacher schools	12

Indicator	2009-10
No. of elementary schools (Govt.+Aided)	54,884
Student classroom ratio (SCR)	30
Districts with SCR > 30	10
% Primary schools with SCR > 30	36
% Upper primary schools with SCR > 35	42
% Schools with drinking water facility	89
% Schools with girls toilet	38
% Schools with ramp	36
% Schools with playground	23
% Schools with boundary wall	58
% Schools with kitchen-shed	25

Source: DISE

Puducherry



Total population	9.74 L	Literacy rate	81.2
% Urban population	66.6	Female literacy rate	73.9
% SC population	16.2	Male literacy rate	88.6
% ST population	0.0	Sex ratio	1001

Notification of State rules	In process
Constitution of SCPCR/REPA	In process
Notification of academic authority	In process
Policy on eight year elementary education	In process
No detention	Notification issued
No corporal punishment	Notification issued
No board examination upto elementary level	Notification issued
Banning private tuition	Notification awaited
Banning screening procedure and capitation fees	Notification awaited
Minimum working days and instructional hours	Notification awaited

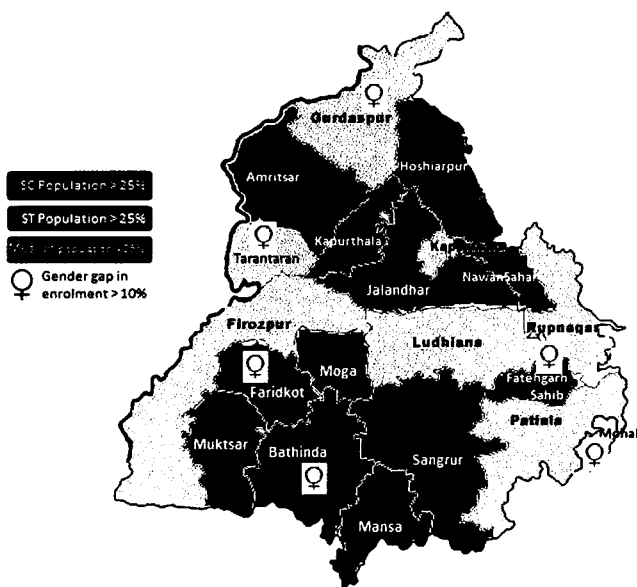
As on 01-04-2011

Indicator	2009-10
Total enrolment primary level	1,12,795
Total enrolment upper primary level	71,199
% Girls to total enrolment primary level	49
% Girls to total enrolment upper primary level	48
Gender parity index (GPI) primary level	0.94
Gender parity index (GPI) upper primary level	0.92
% SC to total enrolment	19
% ST to total enrolment	0
Out of school children of 6 – 14 age (as per IMRB survey in 2009)	993

Indicator	2009-10	Indicator	2009-10
Total teachers (Govt.+Aided)	6,152	No. of elementary schools (Govt.+Aided)	469
Pupil teacher ratio (PTR)	17	Student classroom ratio (SCR)	21
Districts with PTR > 30	0	Districts with SCR > 30	0
% Primary schools with PTR > 30	17	% Primary schools with SCR > 30	17
% Upper primary schools with PTR > 35	8	% Upper primary schools with SCR > 35	8
% Teachers without professional qualification	1	% Schools with drinking water facility	100
% Single teacher schools	0	% Schools with girls toilet	89
		% Schools with ramp	52
		% Schools with playground	52
		% Schools with boundary wall	86
		% Schools with kitchen-shed	26

Source: DISE

Punjab



Total population	2.43 Cr.	Literacy rate	69.7
% Urban population	34.0	Female literacy rate	63.4
% SC population	28.9	Male literacy rate	75.2
% ST population	0.0	Sex ratio	876

Notification of State rules	In process
Constitution of SCPCR/REPA	In process
Notification of academic authority	Notified
Policy on eight year elementary education	In place
No detention	Notification issued
No corporal punishment	Notification issued
No board examination upto elementary level	Notification issued
Banning private tuition	Notification issued
Banning screening procedure and capitation fees	Notification issued
Minimum working days and instructional hours	Notification awaited

As on 01-04-2011

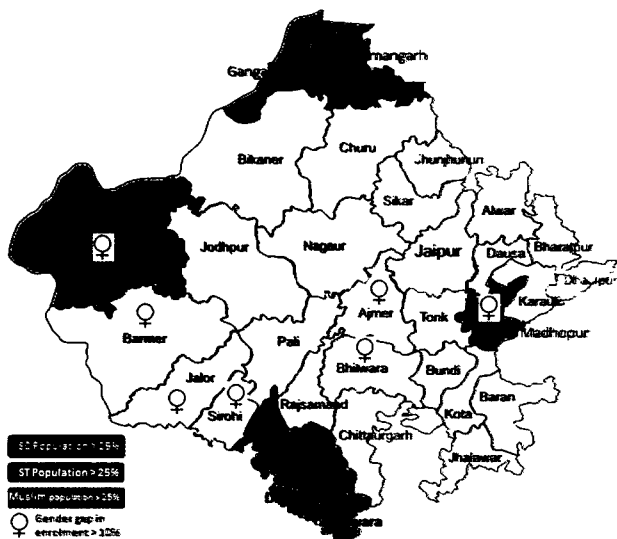
Indicator	2009-10
Total enrolment primary level	18,50,638
Total enrolment upper primary level	10,57,686
% Girls to total enrolment primary level	45
% Girls to total enrolment upper primary level	45
Gender parity index (GPI) primary level	0.83
Gender parity index (GPI) upper primary level	0.82
% SC to total enrolment	46
% ST to total enrolment	0
Out of school children of 6 – 14 age (as per IMRB survey in 2009)	1,267

Indicator	2009-10
Total teachers (Govt.+Aided)	81,898
Pupil teacher ratio (PTR)	28
Districts with PTR > 30	9
% Primary schools with PTR > 30	25
% Upper primary schools with PTR > 35	15
% Teachers without professional qualification	4
% Single teacher schools	3

Indicator	2009-10
No. of elementary schools (Govt.+Aided)	20,466
Student classroom ratio (SCR)	23
Districts with SCR > 30	22
% Primary schools with SCR > 30	25
% Upper primary schools with SCR > 35	15
% Schools with drinking water facility	99
% Schools with girls toilet	99
% Schools with ramp	53
% Schools with playground	69
% Schools with boundary wall	91
% Schools with kitchen-shed	20

Source: DISE

Rajasthan



Total population	5.65 Cr.	Literacy rate	60.4
% Urban population	23.4	Female literacy rate	43.9
% SC population	17.2	Male literacy rate	75.7
% ST population	12.6	Sex ratio	921

Notification of State rules	Notified
Constitution of SCPCR/REPA	Notified
Notification of academic authority	Notified
Policy on eight year elementary education	in place
No detention	Notification issued
No corporal punishment	Notification issued
No board examination upto elementary level	Notification issued
Banning private tuition	Notification awaited
Banning screening procedure and capitation fees	Notification awaited
Minimum working days and instructional hours	Notification awaited

As on 01-04-2011

Indicator	2009-10
Total enrolment primary level	86,27,768
Total enrolment upper primary level	35,47,361
% Girls to total enrolment primary level	47
% Girls to total enrolment upper primary level	43
Gender parity index (GPI) primary level	0.87
Gender parity index (GPI) upper primary level	0.74
% SC to total enrolment	19
% ST to total enrolment	15
Out of school children of 6 – 14 age (as per IMRB survey in 2009)	10,18,326

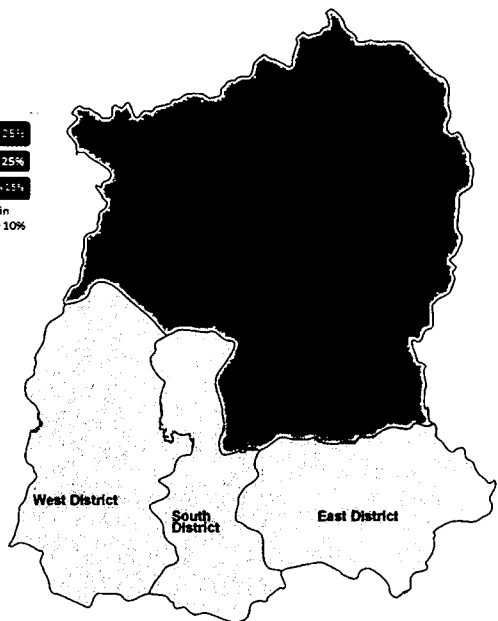
Indicator	2009-10
Total teachers (Govt.+Aided)	2,85,366
Pupil teacher ratio (PTR)	27
Districts with PTR > 30	6
% Primary schools with PTR > 30	26
% Upper primary schools with PTR > 35	20
% Teachers without professional qualification	7
% Single teacher schools	17

Indicator	2009-10
No. of elementary schools (Govt.+Aided)	81,832
Student classroom ratio (SCR)	24
Districts with SCR > 30	1
% Primary schools with SCR > 30	26
% Upper primary schools with SCR > 35	20
% Schools with drinking water facility	96
% Schools with girls toilet	89
% Schools with ramp	51
% Schools with playground	43
% Schools with boundary wall	72
% Schools with kitchen-shed	37

Source: DISE

Sikkim

- SC Population > 25%
- ST Population > 25%
- Muslim population > 25%
- Gender gap in enrolment > 10%



Total population	5.41 L	Literacy rate	68.8
% Urban population	11.1	Female literacy rate	60.4
% SC population	5.0	Male literacy rate	76.0
% ST population	20.6	Sex ratio	875

Notification of State rules	Notified
Constitution of SCPCR/REPA	Notified
Notification of academic authority	Notified
Policy on eight year elementary education	In place
No detention	Notification issued
No corporal punishment	Notification issued
No board examination upto elementary level	Notification issued
Banning private tuition	Notification issued
Banning screening procedure and capitation fees	Notification issued
Minimum working days and instructional hours	Notification issued

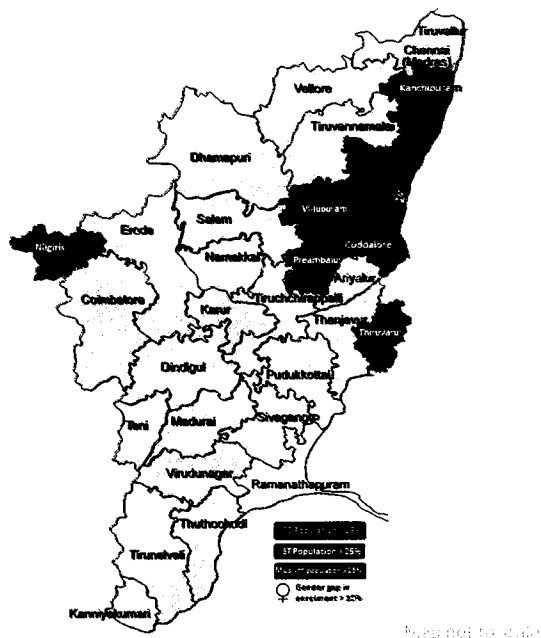
As on 01-04-2011

Indicator	2009-10
Total enrolment primary level	88,262
Total enrolment upper primary level	35,840
% Girls to total enrolment primary level	49
% Girls to total enrolment upper primary level	54
Gender parity index (GPI) primary level	0.96
Gender parity index (GPI) upper primary level	1.19
% SC to total enrolment	7
% ST to total enrolment	36
Out of school children of 6 – 14 age (as per IMRB survey in 2009)	647

Indicator	2009-10	Indicator	2009-10
Total teachers (Govt.+Aided)	8,473	No. of elementary schools (Govt.+Aided)	944
Pupil teacher ratio (PTR)	12	Student classroom ratio (SCR)	15
Districts with PTR > 30	0	Districts with SCR > 30	0
% Primary schools with PTR > 30	4	% Primary schools with SCR > 30	4
% Upper primary schools with PTR > 35	5	% Upper primary schools with SCR > 35	5
% Teachers without professional qualification	55	% Schools with drinking water facility	97
% Single teacher schools	1	% Schools with girls toilet	75
		% Schools with ramp	6
		% Schools with playground	62
		% Schools with boundary wall	27
		% Schools with kitchen-shed	31

Source: DISE

Tamil Nadu



Total population	6.24 Cr.	Literacy rate	73.5
% Urban population	44.0	Female literacy rate	64.4
% SC population	19.0	Male literacy rate	82.4
% ST population	1.0	Sex ratio	987

Notification of State rules	In process
Constitution of SPCPR/REPA	In process
Notification of academic authority	Notified
Policy on eight year elementary education	In place
No detention	Notification issued
No corporal punishment	Notification issued
No board examination upto elementary level	Notification issued
Banning private tuition	Notification issued
Banning screening procedure and capitation fees	Notification issued
Minimum working days and instructional hours	Notification issued

As on 01-04-2011

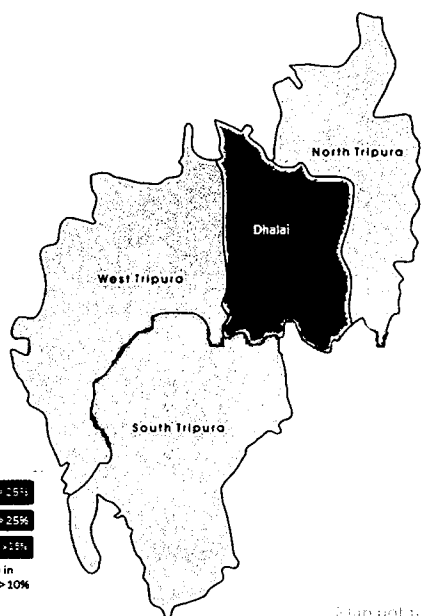
Indicator	2009-10
Total enrolment primary level	61,90,928
Total enrolment upper primary level	37,33,633
% Girls to total enrolment primary level	49
% Girls to total enrolment upper primary level	48
Gender parity index (GPI) primary level	0.94
Gender parity index (GPI) upper primary level	0.93
% SC to total enrolment	24
% ST to total enrolment	2
Out of school children of 6 – 14 age (as per IMRB survey in 2009)	52,876

Indicator	2009-10
Total teachers (Govt.+Aided)	2,08,642
Pupil teacher ratio (PTR)	30
Districts with PTR > 30	16
% Primary schools with PTR > 30	27
% Upper primary schools with PTR > 35	33
% Teachers without professional qualification	1
% Single teacher schools	2

Indicator	2009-10
No. of elementary schools (Govt.+Aided)	44,040
Student classroom ratio (SCR)	27
Districts with SCR > 30	4
% Primary schools with SCR > 30	27
% Upper primary schools with SCR > 35	33
% Schools with drinking water facility	100
% Schools with girls toilet	69
% Schools with ramp	57
% Schools with playground	77
% Schools with boundary wall	67
% Schools with kitchen-shed	97

Source: DISE

Tripura



Total population	31.99 L	Literacy rate	73.2
% Urban population	17.0	Female literacy rate	64.9
% SC population	17.4	Male literacy rate	81.0
% ST population	31.8	Sex ratio	948

Notification of State rules	In process
Constitution of SCPCR/REPA	In process
Notification of academic authority	Notified
Policy on eight year elementary education	In place
No detention	Notification issued
No corporal punishment	Notification issued
No board examination upto elementary level	Notification issued
Banning private tuition	Notification issued
Banning screening procedure and capitation fees	Notification issued
Minimum working days and instructional hours	Notification issued

As on 01-04-2011

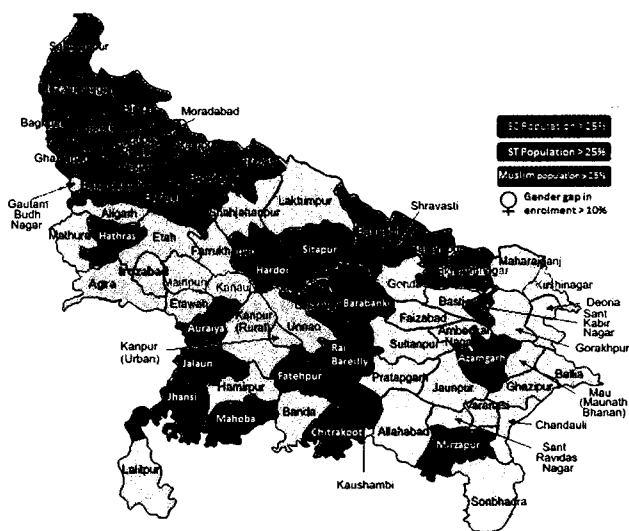
Indicator	2009-10
Total enrolment primary level	4,44,516
Total enrolment upper primary level	2,19,303
% Girls to total enrolment primary level	49
% Girls to total enrolment upper primary level	49
Gender parity index (GPI) primary level	0.95
Gender parity index (GPI) upper primary level	0.97
% SC to total enrolment	20
% ST to total enrolment	40
Out of school children of 6 – 14 age (as per IMRB survey in 2009)	8,434

Indicator	2009-10
Total teachers (Govt.+Aided)	26,762
Pupil teacher ratio (PTR)	24
Districts with PTR > 30	0
% Primary schools with PTR > 30	28
% Upper primary schools with PTR > 35	37
% Teachers without professional qualification	57
% Single teacher schools	1

Indicator	2009-10
No. of elementary schools (Govt.+Aided)	4,191
Student classroom ratio (SCR)	27
Districts with SCR > 30	1
% Primary schools with SCR > 30	28
% Upper primary schools with SCR > 35	37
% Schools with drinking water facility	79
% Schools with girls toilet	42
% Schools with ramp	56
% Schools with playground	58
% Schools with boundary wall	13
% Schools with kitchen-shed	60

Source: DISE

Uttar Pradesh



Total population	16.61 Cr.	Literacy rate	56.3
% Urban population	20.8	Female literacy rate	42.2
% SC population	21.1	Male literacy rate	68.8
% ST population	0.1	Sex ratio	898

Notification of State rules	In process
Constitution of SCPCR/REPA	In process
Notification of academic authority	In process
Policy on eight year elementary education	In place
No detention	Notification awaited
No corporal punishment	Notification issued
No board examination upto elementary level	Notification awaited
Banning private tuition	Notification issued
Banning screening procedure and capitation fees	Notification issued
Minimum working days and instructional hours	Notification issued

As on 01-04-2011

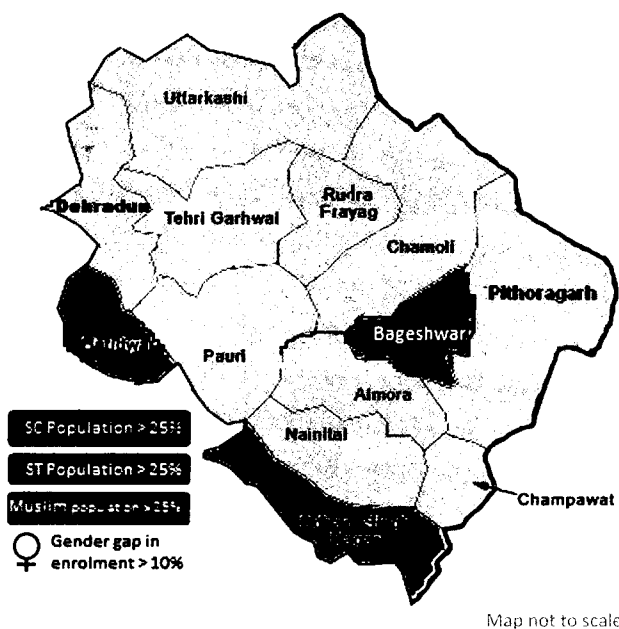
Indicator	2009-10
Total enrolment primary level	2,39,33,247
Total enrolment upper primary level	76,04,400
% Girls to total enrolment primary level	49
% Girls to total enrolment upper primary level	50
Gender parity index (GPI) primary level	0.98
Gender parity index (GPI) upper primary level	1.00
% SC to total enrolment	27
% ST to total enrolment	1
Out of school children of 6 – 14 age (as per IMRB survey in 2009)	27,69,111

Indicator	2009-10
Total teachers (Govt.+Aided)	5,10,886
Pupil teacher ratio (PTR)	45
Districts with PTR > 30	69
% Primary schools with PTR > 30	60
% Upper primary schools with PTR > 35	30
% Teachers without professional qualification	28
% Single teacher schools	8

Indicator	2009-10
No. of elementary schools (Govt.+Aided)	1,54,809
Student classroom ratio (SCR)	36
Districts with SCR > 30	64
% Primary schools with SCR > 30	60
% Upper primary schools with SCR > 35	30
% Schools with drinking water facility	98
% Schools with girls toilet	72
% Schools with ramp	59
% Schools with playground	62
% Schools with boundary wall	52
% Schools with kitchen-shed	49

Source: DISE

Uttarakhand



Total population	84.89 L	Literacy rate	71.6
% Urban population	25.7	Female literacy rate	59.6
% SC population	17.9	Male literacy rate	83.3
% ST population	3.0	Sex ratio	962

Notification of State rules	In process
Constitution of SCPCR/REPA	In process
Notification of academic authority	Notified
Policy on eight year elementary education	In place
No detention	Notification issued
No corporal punishment	Notification awaited
No board examination upto elementary level	Notification awaited
Banning private tuition	Notification awaited
Banning screening procedure and capitation fees	Notification awaited
Minimum working days and instructional hours	Notification awaited

As on 01-04-2011

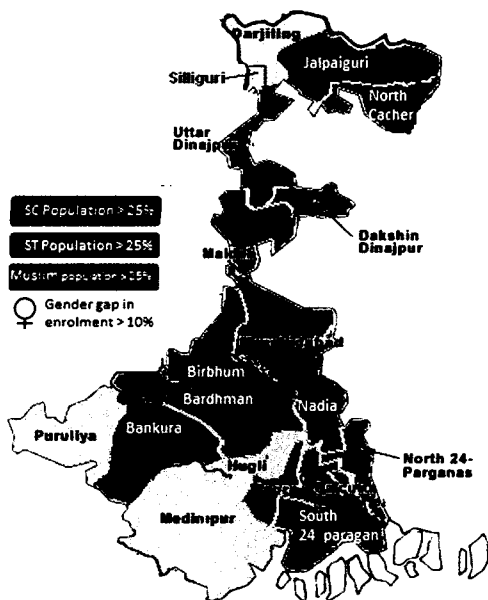
Indicator	2009-10
Total enrolment primary level	10,44,735
Total enrolment upper primary level	5,34,994
% Girls to total enrolment primary level	48
% Girls to total enrolment upper primary level	49
Gender parity index (GPI) primary level	0.93
Gender parity index (GPI) upper primary level	0.95
% SC to total enrolment	26
% ST to total enrolment	3
Out of school children of 6 – 14 age (as per IMRB survey in 2009)	56,225

Indicator	2009-10
Total teachers (Govt.+Aided)	47,701
Pupil teacher ratio (PTR)	23
Districts with PTR > 30	3
% Primary schools with PTR > 30	16
% Upper primary schools with PTR > 35	12
% Teachers without professional qualification	9
% Single teacher schools	13

Indicator	2009-10
No. of elementary schools (Govt.+Aided)	17,857
Student classroom ratio (SCR)	19
Districts with SCR > 30	2
% Primary schools with SCR > 30	16
% Upper primary schools with SCR > 35	12
% Schools with drinking water facility	90
% Schools with girls toilet	58
% Schools with ramp	35
% Schools with playground	59
% Schools with boundary wall	78
% Schools with kitchen-shed	66

Source: DISE

West Bengal



Total population	8.01 Cr.	Literacy rate	68.6
% Urban population	27.9	Female literacy rate	59.6
% SC population	23.0	Male literacy rate	77.0
% ST population	5.5	Sex ratio	934

Notification of State rules	In process
Constitution of SCPCR/REPA	In process
Notification of academic authority	Notified
Policy on eight year elementary education	In place
No detention	Notification issued
No corporal punishment	Notification issued
No board examination upto elementary level	Notification issued
Banning private tuition	Notification awaited
Banning screening procedure and capitation fees	Notification awaited
Minimum working days and instructional hours	Notification issued

As on 01-04-2011

Indicator

2009-10

Total enrolment primary level	1,05,45,319
Total enrolment upper primary level	44,95,475
% Girls to total enrolment primary level	49
% Girls to total enrolment upper primary level	51
Gender parity index (GPI) primary level	0.98
Gender parity index (GPI) upper primary level	1.06
% SC to total enrolment	27
% ST to total enrolment	7
Out of school children of 6 – 14 age (as per IMRB survey in 2009)	706,713

Indicator

2009-10

Total teachers (Govt.+Aided)	3,18,637
Pupil teacher ratio (PTR)	39
Districts with PTR > 30	19
% Primary schools with PTR > 30	57
% Upper primary schools with PTR > 35	70
% Teachers without professional qualification	34
% Single teacher schools	6

Indicator

2009-10

No. of elementary schools (Govt.+Aided)	77,936
Student classroom ratio (SCR)	42
Districts with SCR > 30	18
% Primary schools with SCR > 30	57
% Upper primary schools with SCR > 35	70
% Schools with drinking water facility	96
% Schools with girls toilet	49
% Schools with ramp	50
% Schools with playground	37
% Schools with boundary wall	0
% Schools with kitchen-shed	52

Source: DISE

NUEPA DC



D13988