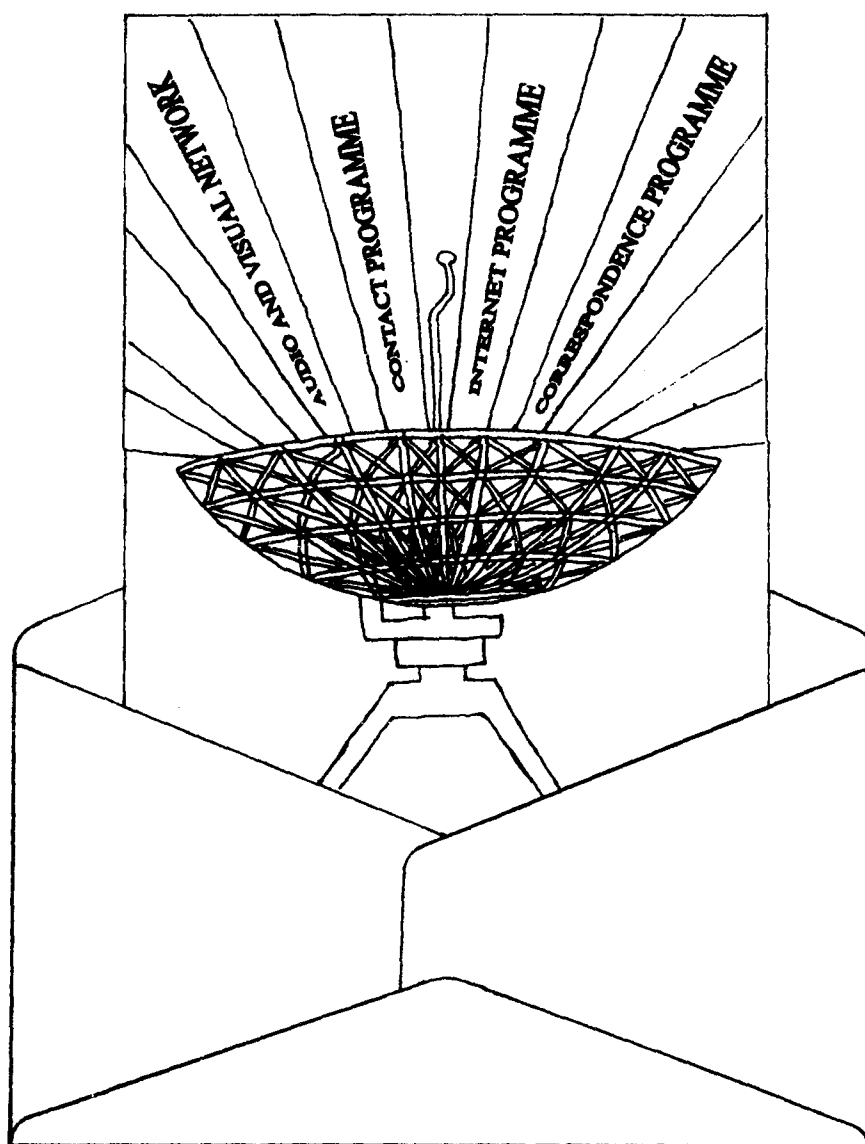


For official use only

# DISTANCE EDUCATION IN INDIA

1997-98



Government of India  
Ministry of Human Resource Development  
Department of Secondary Education & Higher Education  
(Statistics Division)  
New Delhi  
2000

FOR OFFICIAL USE ONLY

# **DISTANCE EDUCATION**

## **IN INDIA**

### **1997-98**



NIEPA DC



D11260

**Ministry of Human Resource Development**  
**Department of Secondary Education and Higher Education**  
**Statistics Division**  
**New Delhi**  
**2000**

372.4  
IND-1

University of California, Berkeley  
Department of Chemistry  
Chemical Engineering  
1400 S. University Ave.  
Berkeley, CA 94720  
Phone: (415) 842-5100  
Fax: (415) 842-5101  
E-mail: [chem@uclink.berkeley.edu](mailto:chem@uclink.berkeley.edu)  
Web: <http://www.chem.berkeley.edu>

D-11260

10-12-2001

# PREFACE

*Distance Education in the form of correspondence courses was started in India in the early sixties followed by home studies and the open education system but no attempt was made to survey these facilities and to assess their contribution to the cause of school as well as higher education. This is the second publication of the Ministry of Human Resource Development wherein an attempt has been made to present in this Volume the total picture of distance education for the country as a whole relating to all types and modes of education. This Volume covers correspondence courses, open education both at school level as also at higher education levels. It also attempts to cover all types of education such as general education, technical and vocational education, engineering and management education etc. This volume is quite informative and useful not only to educational planners, administrators and researchers but also to students to plan their future educational needs as it gives system level information, the duration of various courses, admission requirements of different Universities/Boards relating to age, qualifications etc.*

*I am thankful to all the Universities/Boards who have taken the trouble to supply information and that too within a short time. I also congratulate the dedicated staff under Dr. R. S. Thakur, Joint Director (Plg.) who have worked tirelessly for bringing out this useful publication.*

*New Delhi, the 17<sup>th</sup> March, 2000*

*(Abhimanyu Singh)  
Joint Secretary (Planning)  
Ministry of Human Resource Development*

# PROJECT STAFF

\*\*\*\*\*

**Dr. R.S. Thakur**  
**Joint Director (Plg)**

Km. Sushma Sharma  
Personal Assistant

Statistics Unit

**Shri S.C. Gupta**  
**Assistant Education Officer**

Dr. O.P. Batra  
Statistical Investigator, Grade I

Shri A.K. Sharma  
Sr. Artist

Smt Mariamma Samuel  
Assistant

Shri Sankara Subramonian. V  
Computor

# CONTENTS

TABLE No.	BRIEF DESCRIPTION	PAGE NO.
	Distance Education in India	(i) to (xi)
1	Abbreviations used	1-5
2	Degree/Diploma/Certificate Courses offered by various Universities/ Boards /Institutions under Distant Education System.	6-37
3	Enrolment and teachers by type of Institutions	38-40
4	General Education	41
4A	Professional Courses	42-46
5/5A	Number of students receiving general education (Collegiate) A: Ph.D (1997-98)	47
6	Number of students receiving general education (Collegiate) B: Post Graduate Courses	48-55
7	Number of students receiving general education (collegiate) C: Ist Degree level (Pass and Honours)	56-63
8	II Degree Professional Courses Number of students receiving professional, technical, vocational, industrial,engineering 1997-98	64-75
9	I Degree Professional Courses Number of students receiving professional, technical, vocational, industrial,engineering 1997-98	76-83
10	D: PG Diploma courses (II Degree level) Professional Education 1997-98	84-115
11	Professional Courses(Graduate and above) 1997-98 -Engg. & Technology	116-125
12	Diploma/Certificate courses undergraduate level 1997-98 - Computer and other courses	126-132
13	General Education (Intermediate levels) 1997-98	133-135
14	Post Matric Diplomas - Professional Education 1997-98	136-139
15	Professional Education - School level certificates 1997-98	140-144
16	Letter No. 150/98/318 dated 25.9.98 from Mahatma Gandhi Gramoday Vishwavidyalaya, Chitrakoot Dham (M.P.)	145
17	Letter No. A-14/98/4817 dated 17.4.1998 from Makhanlal Chaturvedi National University of Journalism, Bhopal.	146

# DISTANCE EDUCATION IN INDIA

1. During the preceding half-a-century, higher education in India has witnessed a remarkable transformation from a system meant for an elite group having colonial roots to a system of mass education attempting to meet the demands of vibrant democratic polity. Since independence, there has been large-scale expansion of higher education. The number of Universities increased from 20 in 1947 to 237 during 1998-99 i.e. registering more than eleven-fold increase during the last five decades. New Institutions "Deemed Universities" have been established under Section 3 of UGC Act. There were around 900 Colleges in 1950-51 which have now increased to more than 9 thousand colleges thereby registering ten-fold increase in the Colleges. The number of scholars has increased from 0.42 million in 1950-51 to more than six million during 1996-97 registering more than sixteen times increase in enrolment during this period. The number of Engineering Colleges, management and medical colleges was negligible which has shot up to 540 Engineering, Technology colleges and 755 medical colleges during 1998-99.

2. There was a time when a student at the undergraduate level must either be admitted on a full time basis or go without education altogether. This would have created tremendous demand for full time regular seats in colleges but because the resources to accommodate the ever-increasing demand were not available, this might have lead to the deterioration of standards of education. This unwanted situation, to some extent, has been averted by the start of evening colleges, Correspondence Courses/Home Studies and recently by the system of Open Education in the country. A multiple entry system has come into being not only at school level but at higher education level also which has been a very important milestone in the lives of our people. Delhi University was the premier institution to start correspondence courses in the year 1962 on a pilot project basis. Slowly many Universities followed suite. During 1997-98, there were 8 Open Universities and as many as 53 other Universities running Correspondence Courses and/or Open Education programmes.

3. In India, the University of Delhi initiated distance education in 1962 in the form of correspondence courses. The first Open University was established in Andhra Pradesh in 1982, and the Indira Gandhi National Open University was established in 1985. The distance education system has grown substantially since then and during the year 1997-98 there were 8 Open Universities and 53 Correspondence Courses Directorates/Institutes attached to different Universities. Correspondence courses initially provided

largely correspondence programmes with occasional contact programmes. However, with the establishment of Open Universities, the methodologies of instructions and evaluation have undergone sea changes. The open universities are following rigorous instructional designs in the development of instructional materials and in imparting of instructions. The universities provide regular counselling services through networks of study centers and make substantial use of electrohic multi media. The Indira Gandhi National Open University has devised a large media networking and teleconferencing system to electronically link all distance-teaching institutions in the country. Open education network is poised to facilitate voice, image and data transmission through two ways audio and video-conferencing. There is optimism that Open Universities can also offer effective programmes in management and technology.

4. There are eight universities for open Education in India. The names of these universities with year of establishment are given below:

- 1) Dr. BR Ambedkar Open University, Hyderabad established in 1982
- 2) Dr. Baba Sahab Ambedkar Open University, Ahmedabad established in 1984
- 3) IGNOU New Delhi, established in 1985
- 4) Kota Open University, Rajasthan established in 1987
- 5) Nalanda Open University, Bihar established in 1987
- 6) Yashwant Rao chavan, Maharashtra Open University established in 1989
- 7) Madhya Pradesh Bhoj Open University, Bhopal established in 1992
- 8) Karnataka Open University, Mysore established in 1996

5. The various courses offered in these Universities under the distance education programme are given below:

- 1) Dr. BR Ambedkar Open University, Hyderabad: This Open University was established in 1982 by an act of State Legislature. In 1991 it was renamed as "Dr. BR Ambedkar Open University" the architect of Indian constitution on the occasion of his birth centenary. It has 107 study centres. The courses of study are B.A., B.Com, B.Sc., B.Lib.Sc, M.A., M.Sc, MBA etc.
- 2) Dr. Babasaheb Ambedkar Open University, Ahmedabad was established in 1994 by an act of State Legislature: The aim of the university is to provide an opportunity to those who are not in a position to avail themselves of the facilities of higher education



through regular campus studies in conventional colleges/universities under distance education mode. It has 14 counselling centres and three regional offices. It proposes expansion to cover skill-oriented courses in Science and Technology, Management, Nursing, Library Science, Journalism, computer Education etc. Courses of Study are: B.A., B.Com. and CFN.

- 3) **IGNOU New Delhi:** IGNOU was established in 1985 by an Act of Parliament (No. 50 of 1985). The main authorities of IGNOU are Board of Management, Planning Board, Academic Council, Board of Recognition, School of Studies, Distance Education Council and Finance Committee. Its jurisdiction extends to whole of India. Courses of study are B.A., B.Com, B.Sc. B.Sc. (Nursing), B.Lib.Sc., BCA, BTS, B.Tech. M.A., MCA, MBA, M.Lib.Sc. Diploma courses: DIM, ADIM, Diploma in Computer/Office Management, Diploma in Creative Writing (DCW), Diploma in Distance Education, advanced Diploma in Construction Management and Water Resources, Diploma in Early Childhood Care and Education, Diploma in Higher Education, Diploma in Rural Development, Diploma in Nutrition and Health Education, PG Diploma in Maternal and Child Health, PG Diploma in Journalism and Mass Communication, Certificate Course in Food and Nutrition, Guidance, Rural Development, Tourism Studies, Nutrition for the Community and in Teaching of English.
- 4) **Kota Open University, Rajasthan:** Kota Open University was incorporated by an Ordinance, which was subsequently enacted by State Legislature as KOU Act on 7.11.1987. It has six regional centres and 32 study centres apart from a special centre at New Delhi. Evaluation is done in two stages. Continuous evaluation having a weightage of 30% and terminal examination having a weightage of 70% with 5 point grading scale: A- Excellent, B- Very Good, C- Good, D- Satisfactory, E- Unsatisfactory. Courses are B.A., B.Com, MA, MBA, B.Ed. M.Ed. BJMC, Ph.D, Diploma courses are: Diploma in Library Science, DIM, ADIM, DLLIR&PM, DTHM, Diploma in Computer in Office Management, Certificate Course in Computer Programming, Certificate Course in Food and Nutrition,
- 5) **Nalanda Open University, Bihar:** Nalanda Open University was established in 1987 by an Ordinance of State Government. This Ordinance has been enacted by the State Legislature as the

Nalanda Open University Act 1995. Courses of Study are: Certificate courses in Food and Nutrition. The proposed courses are PG Diploma in Financial/Marketing Management, Master in Library and Information Science, Bachelor of Library and Information Science, PG Diploma in Mass Communication, Bachelor of Education, Master of Education, Master of Arts, PG Diploma in Yogic Studies, etc.

- 6) Yashwant Rao Chavan, Maharashtra Open University: This University was established in 1989 by an act of Maharashtra State Legislature (Act No. XX of 1989) with an objective to becoming a mass varsity having emphasis on vocational professional and general education for the development of a new work culture and reach people living in inaccessible and remote areas. Courses of Study are: BA, B.Com, B.Ed, M.Ed, B.Lib.Sc. BHSc. MBA, MA, M.Com, M.Sc., M.Phil., Ph.D. Diploma and Certificate courses are: Diploma in General Electronics/Applied Electronics, MCVC, TV Electronics, Horticulture, Computer Operator, Certificates in Journalism, Certificate in Computer basics and Word Processing, PC Data Bases and Spread Sheets, Diploma in Fruit Production, Diploma in Vegetables production, Diploma in Horticulture and Landscape gardening etc.
- 7) Madhya Pradesh Bhoj University, Bhopal: This University was established by an act of state legislature (No. 20 of 1991) in 1992. It makes use of a variety of learning media including Radio, TV, Film, audiocassettes, and printed materials besides arranging contact and counselling programmes. Courses of Study are: BA, B.Sc, BCA, BBA, B.Com, B.Sc Nursing, MBA, MCA, one year Diploma in DRD, DSW, CIC.
- 8) Karnataka State Open University, Mysore: The Institute of Correspondence Courses and continuing Education of Mysore University was converted into Karnataka State Open University vide Notification No. ED 1-40 V 95 dated 12.2.96 (KSOU Act 1992) to impart education through distance mode. This Open University will admit students for degrees, diplomas under two regulations. Regulation (1) do not require any minimum educational qualifications for admission in respect of persons who have attained 18 years of age for 1<sup>st</sup> Degree and 21 years of age for 2<sup>nd</sup> Degree. Under Regulation (2) Minimum qualifications would be required irrespective of ages. Courses offered are B.A., B.Com.,

M.A., M.Com., B.Ed. M.Ed., M.Phil, MBA. Diploma and Certificate courses in Marketing Management, English, Human Resource Development, Kannada and Journalism etc.

6. Out of total enrolment of 12.75 lakhs, 9.81 lakhs i.e. more than 3/4<sup>th</sup> are studying in Humanities Group while the remaining less than 1/4<sup>th</sup> are studying in professional vocational, technical education and management courses. The Open Universities are following a system by which the model of lifelong learning for all is slowly replacing the earlier model of higher education requiring selective learning. State-wise distribution of Universities and their enrolment is as follows:

**State-wise distribution of Universities & their enrolment**

S.No.	State/UT	No. of Univ.	Enrolment
1	ANDHRA PRADESH	8	174425
2	BIHAR	2	8384
3	GUJARAT	2	6025
4	HARYANA	2	35394
5	HIMACHAL PRADESH	1	29655
6	JAMMU & KASHMIR	2	3983
7	KARNATAKA	3	31037
8	KERALA	3	25307
9	MADHYA PRADESH	8	14533
10	MAHARASHTRA	6	62358
11	ORISSA	2	3148
12	PUNJAB	2	26760
13	RAJASTHAN	3	7775
14	TAMIL NADU	8	409608
15	UTTAR PRADESH	2	29923
16	DELHI	5	396966
17	PONDICHERRY	1	9863
18	WEST BENGAL	1	173
	<b>TOTAL</b>	<b>61</b>	<b>1275317</b>

The Universities /Institutions who have not enrolled any students under different programmes during the year 1997-98 for one reason or the other have not been accounted for in the above calculations.

7. University of Utkai (Orissa), Guru Ghasidas University (MP), University of Jadavpur (W.B.), University of Kashmir, University of Jammu and Manonmaniam Sundranar University(TN) have not submitted sex-wise details of students for the year 1997-98.

8. M.G.Gramodaya Vishwavidyalya, Satna, and Makhan Lal Chaturvedi Rashtriya Patrakarita Vishwavidyalya Bhopal had

reported various courses under distance education during last year but during 1997-98, these Universities have informed that they were not having any courses under distance mode. Copies of their letters are appended at the end of this publication.

9. The programme under Distance Education cover diverse fields from school level courses to Ph.D/D.Lit. programmes. Summary of courses offered by various institutions/universities under distance education programme is as follows:

#### General Education

S.No	Name of Course	Arts	Science	Commerce	Total
1	<i>Ph.D</i>	50	3	23	076
2	<i>M.Phil</i>				5073
3	<i>Post Graduate</i>	172194	20580	49696	242470
4	<i>First Degree</i>	424997	19142	160891	605030
<b>Professional Education</b>					
5	<i>Post Graduate</i>				113018
6	<i>First Degree</i>				87098
7	<i>P.G.Diploma</i>				26445
8	<i>Graduate Level Diploma</i>				50348
9	<i>Under Graduate level diploma</i>				6239
10	<i>Post Matric Courses</i>				5003
<b>Professional courses – school level</b>					
11	<i>Prof. course upto Matric</i>				6217
<b>School Education</b>					
12	<i>Hr.Secy.Class XI</i>	1474	110	1135	2719
13	<i>Hr.Secy.Class XII</i>	43287	882	1254	45423
14	<i>Matriculation X</i>				79030
15	<i>Elementary Urdu</i>				1112
	<b>TOTAL</b>				<b>1275317</b>

10. Annamalai University did submit the information for 1997 but year-wise details were not provided. Hence we were forced to take these details for 1998 instead of 1997.

11. Jadavpur University, Calcutta have stated that they offer "Comprehensive Examination for Medical Laboratory Technology by mail" for those working in Laboratories as Medical Laboratory Technologists having 10+2 as academic qualification and 5 years working experience in a research laboratory.

12. Nagarjuna University, Guntur has been recognized for B.A., B.Com. courses through correspondence as also under Open Education System and there are 13 teachers under the Department of Distance Education but while submitting the enrolment figures for the year 1997-98, they have not submitted any information as to the number of students undergoing different courses.
13. Punjab Agriculture University, Ludhiana, Department of Extension Education has been recognized for organizing one years' duration course in (i) Integrated Course in Agriculture and (ii) Home Management and Family life for the farmers/farm-women of Punjab State. However keeping in view the requirement of the farmers/farm-women, these courses and their contents have been reformulated and diversified. According to the University, the main objectives of these courses are not to grant academic degrees, diplomas or certificates but to impart instructions in Agriculture and Home Life to make the farmers useful to their farms and homes.
14. Shivaji University, Department of Adult and Continuing Education and Extension work has been recognized for conducting Diploma in Adult Education and in Population Education. The University has 4 teachers and 17 students in Adult Education Programme.
15. Tamil Nadu Agricultural University, Directorate of Extension Education, Coimbatore, organizes three months programme for farmers who are literate in Tamil. The end use of these programmes is to gain knowledge and to make farmers – better farmers and not for up-gradation in academic levels through Degree/Diploma/Certificate.
16. Gurukul Kangri Vishwavidyalya started B.Sc. through distance education during 1995-96 but due to certain circumstances, the Gurukul Kangri Vishwavidyalya could not continue this course and hence there is no graduate/undergraduate courses under distance education programme.
17. I.I.T. Madras: External Registration programme provides opportunities to employed individuals in scientific institutions and Industries to pursue MS and Ph.D Courses through research. However, while supplying enrolment figures, the IIT-Madras vide their letter dated 2.5.1997 has stated that no course is offered through Correspondence in this Institution.
18. Mahatma Gandhi Gramodaya Vishwavidyalya, Chitrakoot has been recognised for the following courses under distance learning and continuing education:

1. Pre-Primary Teacher Training/Primary Teacher Training
2. B.Ed./B.Lib Science/BJMC

3. M.Ed./M.Lib.Sc. MJMC
4. Diploma in Journalism, Rural Communication, Public Relations and Advertising.

While submitting enrolment figures, the MGG Vishwavidyalya, Chitrakoot has stated that their courses are under review and revision.

19. Out of total enrolment of 12.75 lakh students on rolls in different Universities/Boards under distance modes, as many as 9.81 lakh students (77%) have offered general education while the remaining 2.94 lakh students (23%) are undergoing instructions in professional, technical, engg. Education of various standards. There are students in para medical courses also but not in medical courses.

20. Amongst the 8 Open Universities, IGNOU is the largest University and Nalanda Open University is the smallest Open University in terms of enrolment. However, amongst all Universities, Annamalai is the largest one having 1.97 lakhs students enrolled for various courses followed by IGNOU (1.64 lakhs). University of Madras (1.16 lakhs) and also the largest number of courses being offered by this University. In terms of number of courses, there are as many as 43 courses being offered to various scholars in Annamalai University as against 31 courses being offered by IGNOU to the different scholars during the year 1996-97. There is a combination of general education, professional and technical education under distance education system and prospective scholars can take advantage of these courses at their convenience and according to their aptitudes.

21. In addition to the Universities mentioned above, the following organizations are also imparting education at school level through distance education mode:

- (a) NOS, New Delhi
- (b) Patrachar Vidyalya, Timarpur, Delhi.

22. 99% of the total enrolment in general school education come from these two organizations namely, (a) National Open School, New Delhi and (b) Patrachar Vidyalya, Timarpur. National Open School has accredited problem solving centers all over the country to facilitate school education through a system of open education. In terms of enrolment, NOS has the largest enrolment when compared between these two organizations.

23. The Rajasthan Board of School Education, Ajmer is also stated to have started school education courses under distance education but when they were asked for supplying the enrolment, they have not responded.

24. Jawaharlal Nehru Technological University, Hyderabad is having a school of continuing and distance education where correspondence courses are available for B.Tech (Civil, Electrical, Mechanical, Electronics, Electronics & Communication) as four years degree course. During the year 1997-98 there were 660 students on the rolls of this University for these programmes.

25. Apart from first/second Degrees in Humanities, courses under distance education mode are available in diverse fields like: education, agriculture, management, computer, engineering and technology, law, vocational/job oriented courses etc. The details of these courses have been given in this volume.

26. Some of the Universities had also reported that the admissions as on 30<sup>th</sup> September of the year were still going on and therefore, there may be slight variations in actual enrolment in these courses.

27. Table 2 of the publication gives the various requirements prescribed by different Universities/Boards under distant education modes for admission and certification.

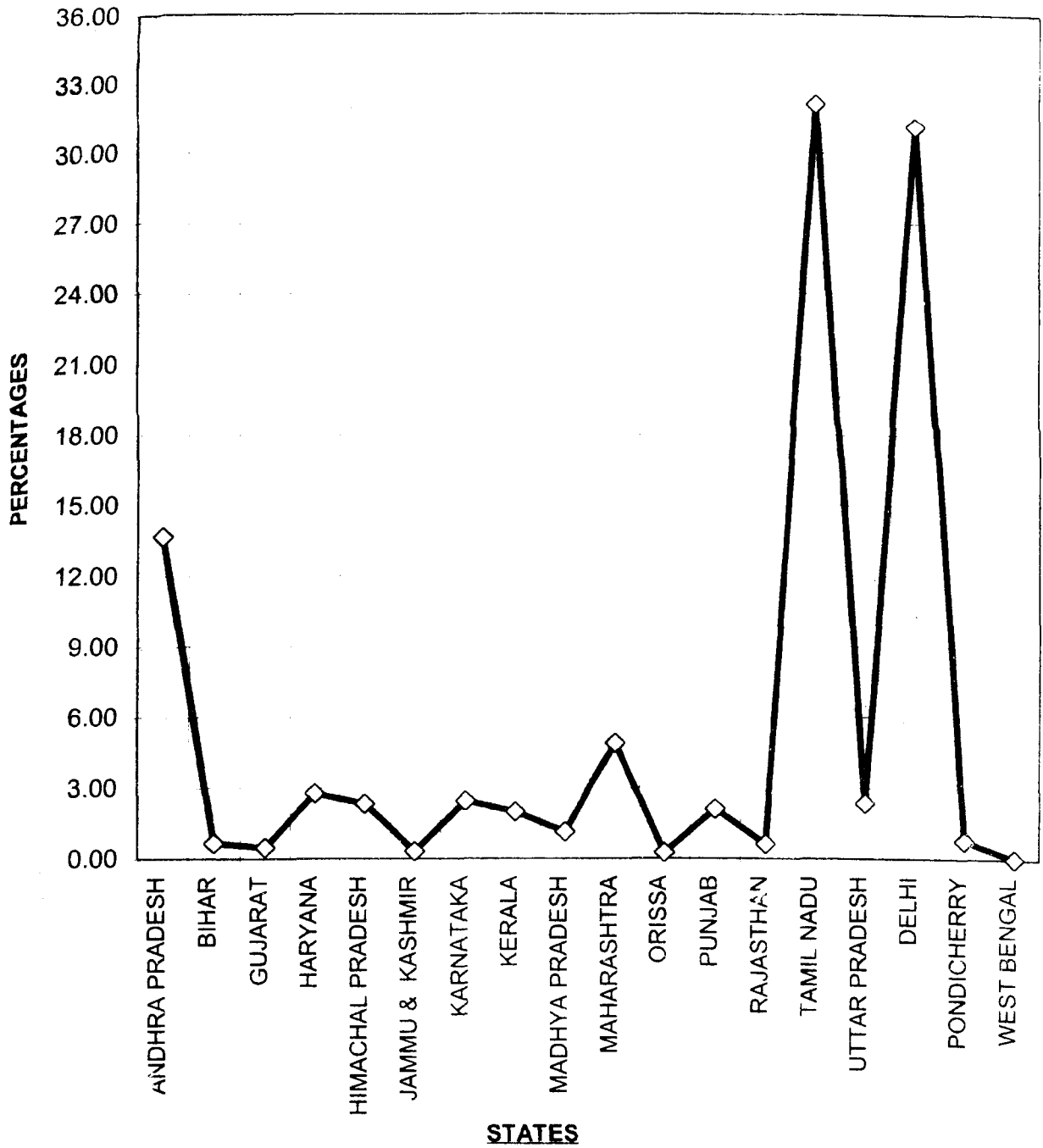
28. The distant education institutions/directorates located in the States of West Bengal, Orissa, J&K, Gujarat, Bihar and Rajasthan have negligible share i.e. less than 1% - the lowest being in Orissa followed by J&K.

29. General education occupies largest share in enrolment i.e. 89.99% while the professional, vocational, technical, engg. Education has only 10.06% of the enrolment taking advantage of distant education modes.

30. The universities/institutions located in the State of Tamil Nadu have the highest percentage of enrolment followed by Delhi, Andhra Pradesh and Maharashtra. All the States/UTs do not have distance education programmes. Out of 32 States/UTs, only 18 (56%) have these programmes while the remaining 12 States/UTs (44%) do not have the facility for education under distance education modes.

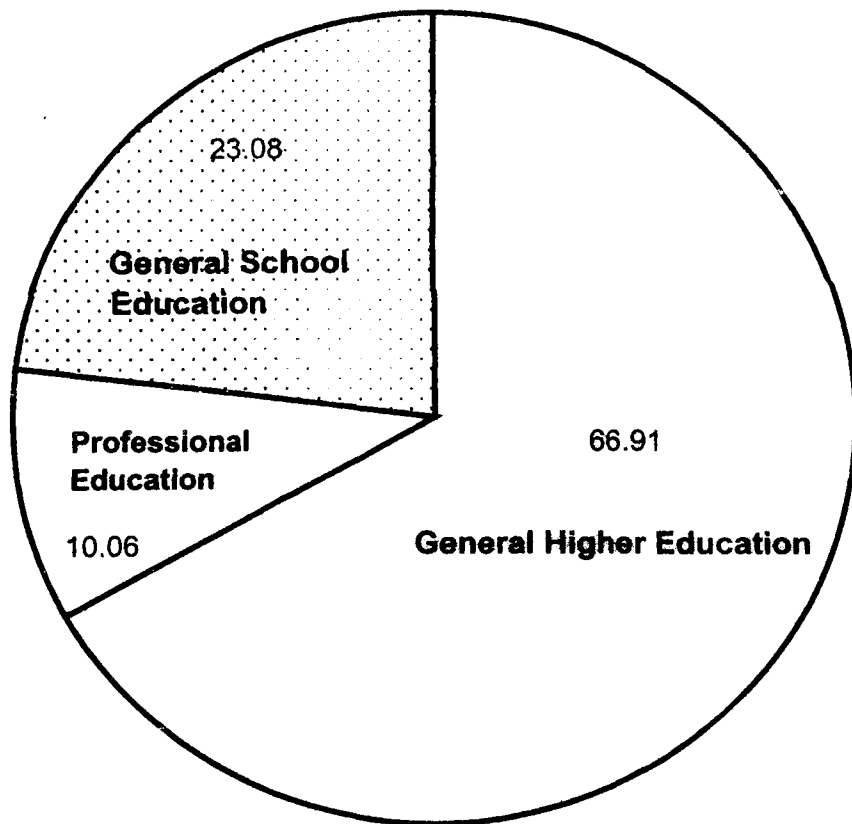
31. The highest number of distant education institutions is in the states of Tamil Nadu, M.P. and Andhra Pradesh but the highest number of students enrolled is in the institutions located in Tamil Nadu only (32.12%) i.e. one third of the total enrolment followed by Delhi (31.13%) having only third largest number of educational institutions for distant education. The lowest number of institutions of distant education being one in each in H.P. Pondicherry, and West Bengal but the lowest enrolment is in West Bengal (0.01%) of the total enrolled during 1997-98.

**Extent of participation of states in Distant Education Programmes 1997-98**





**Percentage Distribution of enrolment under distant education in general and professional education  
1997-98**



**TABLES**

Table No. 1

## Abbreviations used

### **Professional Education - II Degree**

1	LLM	-	Master of law
2	M.Ed.	-	Master of Education
3	M.Lib.Sc.	-	Master of Library Science
4	MACCE	-	Master of Arts in Child Care and Education
5	MADE	-	Master of Arts in Distance Education
6	MBA	-	Master of Business Administration
7	MBL	-	Master of Business Laws
8	MBM	-	Master of Bank Management
9	MCA	-	Master of Computer Applications
10	MCS	-	Master of Corporate Secretaryship
11	MCSMM	-	Master Degree in Chemical Sales and Marketing Management
12	MEC	-	Master of Environmental Communication
13	MEE	-	Master of Ecology and Environment
14	MFC/MFM	-	Master of Finance and Control/Master of Finance Management
15	MFT	-	Master of Foreign Travels
16	MIM	-	Master of Investment Management
17	MJMC	-	Master of Arts in Journalism & Mass Communications
18	MLS	-	Master of Labour Studies
19	MMM	-	Master of Marketing Management
20	MPC	-	Master of Pollution Control
21	MPEd.	-	Master of Physical Education
22	MPS	-	Master of Population Studies
23	MS/ME	-	Master of Science/Master of Engineering
24	MTM	-	Master of Tourism Management
25	MWS	-	Master of Women's Studies

### **Professional Education - I Degree**

1	B.Ed.	-	Bachelor of Education
2	B.Lib.Sc.	-	Bachelor of Library Science
3	B.Sc Nursing	-	Bachelor of Science in Nursing
4	B.Tech.	-	Bachelor of Technology
5	BAL	-	Bachelor of Academic Law
6	BBA	-	Bachelor of Business Administration
7	BBM	-	Bachelor of Bank Management
8	BCA	-	Bachelor of Computer Applications
9	BCS	-	Bachelor of Corporate Secretaryship
10	BEE	-	Bachelor of Ecology and Environment
11	BGL	-	Bachelor of General Laws
12	BH.Sc	-	Bachelor of Horticulture Science
13	BJMC	-	Bachelor of Journalism and Mass Communications

14	BPR	-	Bachelors Degree in Public Relations
15	BS	-	Bachelor of Science
16	BTS	-	Bachelor of Tourism Studies
17	LLB	-	Bachelor of Law
<b>PG Diploma Courses Professional Education (II Degree level)</b>			
1	Dip.Ling	-	Diploma in Linguistics
2	DIP.Stat	-	Diploma in Statistics
3	PGCTE	-	Post Graduate Certificate in Teacher Education
4	PGD Adv.	-	Post Graduate Diploma in Advertising
5	PGD Lib.Sc	-	Post Graduate Diploma in Library Science
6	PGD Sports Mgt.	-	Post Graduate Diploma in Sports Management
7	PGD Trans.	-	Post Graduate Diploma in Translation
8	PGD(Edn)	-	Post Graduate Diploma in Education
9	PGD(FE)	-	Post Graduate Diploma in Functional English
10	PGD(Func.Studies)	-	Post Graduate Diploma in Functional Studies
11	PGD(HRD)	-	Post Graduate Diploma Human Resource Development
12	PGD(Maths)	-	Post Graduate Diploma in Maths
13	PGD.Mt.Mgt.	-	Post Graduate Diploma in Material Management
14	PGD/JMC	-	Post Graduate Diploma in Journalism and Mass Communication
15	PGDAHM	-	Post Graduate Diploma in Applied Herbal Medicine
16	PGDB&F	-	Post Graduate Diploma in Banking & Finance
17	PGDBA/PGDBM	-	Post Graduate Diploma in Business Administration
18	PGDBF	-	Post Graduate Diploma in Business Finance
19	PGDC&RS	-	Post Graduate Diploma in Cooperation & Rural Studies
20	PGDCA	-	Post Graduate Diploma in Computer Applications
21	PGDCL	-	Post Graduate Diploma in Commonwealth Literature
22	PGDCM	-	Post Graduate Diploma in Cooperative Management
23	PGDCM&IA	-	Post Graduate Diploma in Capital Market and Investment Analysis
24	PGDCSM	-	Post Graduate Diploma in Computer Systems and Management
25	PGDCTD	-	Post Graduate Diploma in Concrete Tech. & Design
26	PGDDE	-	Post Graduate Diploma in Distance Education
27	PGDDI	-	Post Graduate Diploma in Digital Instrumentation
28	PGDEE&M	-	Post Graduate Diploma in Environmental Education & Management
29	PGDE	-	Post Graduate Diploma in Econometrics
30	PGDES	-	Post Graduate Diploma in Environmental Studies
31	PGDFC	-	Post Graduate Diploma in Finance and Control
32	PGDFM	-	Post Graduate Diploma in Financial Management
33	PGDFS	-	Post Graduate Diploma in Future Studies
34	PGDG&C	-	Post Graduate Diploma in Guidance & Counselling
35	PGDH	-	Post Graduate Diploma in Hydrogeology
36	PGDHE	-	Post Graduate Diploma in Higher Education
37	PGDHFWE	-	Post Graduate Diploma in Health, Family Welfare and Population Education
38	PGDHR	-	Post Graduate Diploma in Human Rights
39	PGDHT	-	Post Graduate Diploma in Hindi Translation
40	F-GDIB	-	Post Graduate Diploma in International Business
41	PGDIM	-	Post Graduate Diploma in Insurance Management
42	PGDIR/PMIR	-	Post Graduate Diploma in International Relations

43	PGDIRM/DORM	-	Post Graduate Diploma in Industrial Relations and Management
44	PGDIW&WWT	-	Post Graduate Diploma in Industrial Water and Waste Water Treatment
45	PGDLL	-	Post Graduate Diploma in Labour Law
46	PGDM	-	Post Graduate Diploma in Management
47	PGDMA	-	Post Graduate Diploma in Management Accounting
48	PGDMM	-	Post Graduate Diploma in Marketing Management
49	PGDOM/OR	-	Post Graduate Diploma in Operations Research
50	PGDP&PM	-	Post Graduate Diploma in Planning & Project Management
51	PGDPA	-	Post Graduate Diploma in Public Administration
52	PGDPE	-	Post Graduate Diploma in Pre-Primary Education
53	PGDPM	-	Post Graduate Diploma in Personnel Management
54	PGDPM & LL	-	Labour Laws
55	PGDPR	-	Post Graduate Diploma in Public Relations
56	PGDRD	-	Post Graduate Diploma in Rural Development
57	PGDSM	-	Post Graduate Diploma in Sales Management
58	PGDSW	-	Post Graduate Diploma in Social Work
59	PGDT&T	-	Post Graduate Diploma in Tours & Travels
60	PGDTA	-	Post Graduate Diploma in Temple Art
61	PGDTE	-	Post Graduate Diploma in Teacher Education
62	PGDTHM	-	Post Graduate Diploma in Tourism and Hotel Management
63	PGDTL	-	Post Graduate Diploma in Tax Laws
64	PGDTMT	-	Post Graduate Diploma in Mining Technology
65	PGDVWO	-	Post Graduate Diploma in Voluntary Welfare Organisation
66	PGDWMM	-	Post Graduate Diploma in Writing for Mass Media

**DIPLOMA LEVEL - PROFESSIONAL COURSES (Graduate and above)**

1	ACC	-	Awareness Course in Childcare Services
2	ADCM	-	Advanced Diploma in Construction Management
3	ADWRE	-	Advanced Diploma in Water Resource Engineering
4	ANC	-	Awareness Course in Nutrition for the Community
5	BPP	-	Bachelor's Preparatory Programme
6	CCP	-	Certificate in Computer Programming
7	CES	-	Certificate in Environmental Studies
8	CIC	-	Certificate in Computing
9	CNCC	-	Certificate in Nutrition and Child care
10	CTE	-	Certificate in Teaching of English
11	CTS	-	Certificate in tourism Studies
12	D.Lib.Sc	-	Diploma in Library Science
13	DAE	-	Diploma in Adult Education
14	DBB	-	Diploma in Biopesticides & Biofertilizers

15	DCE	-	Diploma in Creative Writing in English
16	DCH	-	Diploma in Creative Writing in Hindi
17	DCM	-	Diploma in Construction Management
18	DCO/COM	-	Diploma in Computers in Office Management
19	DCT	-	Diploma in Concrete Technology
20	DECE	-	Diploma in Early Childhood Care and Education
21	DET	-	Diploma in Energy Technology
22	DFT	-	Diploma in Fertilizer Technology
23	DHFWE	-	Diploma in Health Family Welfare & Population Education
24	DHN	-	Diploma in Horticultural Nursery
25	DICPIC	-	Diploma in Chemical process and Instrumentation Control
26	DIH	-	Diploma in Industrial Hygiene
27	DIJ	-	Diploma in Journalism
28	DIK	-	Diploma In Kannada
29	DIPC	-	Diploma in Industrial Pollution Control
30	DIS	-	Diploma in Industrial Safety
31	DIT	-	Diploma in Taxation
32	DLA	-	Diploma in Labour Administration
33	DLL	-	Diploma in Labour Laws
34	DM	-	Diploma in Management
35	DMM	-	Diploma in Maintenance Management
36	DMT	-	Diploma in Mushroom Technology
37	DNHE	-	Diploma in Nutrition and Health Education
38	DOF	-	Diploma in Organic Farming
39	DPHM	-	Diploma in Population & Health Management
40	DPM	-	Diploma in Production Management
41	DRAC	-	Diploma in Refrigeration & A.C
42	DSPT	-	Diploma in Seed Production Technology
43	DSS	-	Diploma in Saiva Siddhantha
44	DST	-	Diploma in Sugar Technology
45	DSTAT	-	Diploma in Statistics
46	DTHM	-	Diploma in Tourism & Hotel Management
47	DTS	-	Diploma in tourism Studies
48	MVS	-	Master in Vocational Stream (Footwear Technology)
49	THM	-	Tourism and Hotel Management

### **Diploma Courses (Undergraduate level)**

1	BRTM	-	Bachelor of Rural Technology & Management
2	C.Lib.Sc	-	Certificate in Library Science
3	CAT	-	Certificate in Auto Technology
4	CBDT	-	Certificate in Basics of Diet Therapy
5	CBF	-	Certificate in Binding & Finishing
6	CFN	-	Certificate in Food & Nutrition
7	CIA	-	Certificate in Astrology
8	CIB	-	Certificate in Basic
9	C'G	-	Certificate in Guidance
10	CIJ	-	Certificate in Journalism
11	CPP	-	Certificate in Punjabi Praveshika

12	DCA	-	Diploma in Computer Application
13	DID	-	Diploma in Divinity
14	DOM	-	Diploma in Office Management
15	DOP	-	Certificate in Offset Printing
16	DTHM	-	Diploma in Tourism & Hotel Management
17	Gardening	-	Certificate in Gardening
18	Gyani	-	Certificate in Gyani
19	IYE	-	Improve Your English
20	PCA Data Base	-	Certificate in Computer Science

### **Professional Courses (Post Matric Diplomas)**

1	D.Lib.Sc.	-	Diploma in Library Science
2	DAE	-	Diploma in Adult Education
3	DFA	-	Diploma in Functional Arabic
4	DGE	-	Diploma in General Education

### **Professional Education - School level - Certificates**

1	CC OM	-	Certificate Course in Office Management
2	CC Urdu	-	Certificate Course in Urdu
3	CCAT	-	Certificate Course in Automobile Technology
4	CCB & F	-	Certificate Course in Binding & Finishing
5	CCBC	-	Certificate in Beauty Culture
6	CCE	-	Certificate Course in English
7	CCGT	-	Certificate Course in Gandhian Thought
8	CCHM	-	Certificate Course In Home Management
9	CCJS	-	Certificate in Jan Swasthya
10	CCLA	-	Certificate in Library Attendant
12	CCOP	-	Certificate Course in Offset Printing
13	CCP	-	ertificate in Plumbing
14	CCRA	-	ertificate in Refrigeration & Airconditioning
15	CCREA	-	Certificate in Repair of Electrical Appliances
16	CCRRTV	-	Certificate in Repair of Radio & TV
17	CCSL	-	Certificate Course in Syriac Language
18	CCTDM	-	Certificate in Cutting, Tailoring & Dress Making
19	CIK	-	Certificate in Kannada
20	CMLT	-	Comprehensive Examination for Medical Laboratory Technologist
21	CPFN	-	Certificate Programme in Food and Nutrition
22	CPMC	-	Certificate Programme in Mushroom Cultivation

**TABLE - 2**

**DEGREE/DIPLOMA/CERTIFICATE COURSES OFFERED BY VARIOUS UNIVERSITIES  
/BOARDS/INSITUTIONS UNDER DISTANCE EUDCAITON SYSTEM**

UNIVESITY	S.No.	NAME OF THE PROGRAMME	DURATION (Yrs)	MINIMUM ACADEMIC QUALIFICATIONS	AGE (Yrs)
PUNJAB UNIVERSITY, CHANDIGARH	1)	B.A.		Ten + 2	
	2)	B.Com		-do-	
	3)	M.A.		B.A.	
	4)	Diploma in Health and Family Welfare and Population Education		Bachelor's Degree	
	5)	Diploma in Statistics		-do-	
	6)	Master of Education (M.Ed.)		-do-	
	7)	Master of Finance and Control (MFC)			
UTKAL UNIVERSITY, BHUBANESHWAR	1)	B.A./B.Com.		Ten + 2 or equivalent	
	2)	M.A. (Oriya)		Degree	
UNIVERSITY OF JAMMU	1)	M.Com		1. B.Com 2. B.A./B.Com/1 Div./B.Sc 3. B.A./B.Sc/B.Com with PSDBM having 48% marks in aggregate	
	2)	DBM		Graduation	
	3)	LLB		Graduation	
	4)	Under Graduate Course (10+2+3 Pattern)		+2 or its equivalent	
	5)	B.Ed.		Graduation Graduation having teaching experience preferred	
	6)	Certificate course in Urdu		Matriculation	
	7)	Certificate course in English		-do-	
ANDHRA UNIVERSITY, VISHAKHAPATNAM	1)	B.A./B.Com.		Intermediate/PUC or equivalent or pass in the entrance exam. conducted by the University.	
	2)	B.Sc.		Intermeidate/PUC or equivalent with Physical Sciences and mathematics	
	3)	M.A. (English)		B.A./B.Com./B.Sc./B.A.(OL)/ BFA/BAL	
	4)	M.A. (Hindi)		B.A./B.Com./B.Sc with Hindi	



**TABLE - 2**  
**DEGREE/DIPLOMA/CERTIFICATE COURSES OFFERED BY VARIOUS UNIVERSITIES**  
**/BOARDS/INSITUTIONS UNDER DISTANCE EUDCAITON SYSTEM**

UNIVERSITY	S.No.	NAME OF THE PROGRAMME	DURATION (Yrs)	MINIMUM ACADEMIC QUALIFICATIONS	AGE (Yrs)
<b>ANDHRA UNIVERSITY,</b> <b>VISHAKHAPATNAM (Ctd.)</b>	5)	M.A. (Telugu)	2	B.A./B.Com/B.Sc or BA (Special) with Telugu or B.Sc. (Home Science) with a study of Telugu for 2 yrs with a maximum of 100 marks for each paper.	
	6)	M.A. (Economics)	2	B.A. with Economics	
	7)	M.A. (History)	2	B.A. (Pass or Hons.)/OTBA/BA(OL) with History.	
	8)	M.A. (Politics)	2	B.A. with Politics or Public Administration or BL or BGL or BAL.	
	9)	M.A. (Public Admn.)	2	-do-	
	10)	M.A. (sociology)	2	B.A. with Sociology	
	11)	M.Com	2	B.Com.	
	12)	B.Ed.		Degree or its equivalent. The case is meant for regular inservice Secondary teachers working within the jurisdiction of Andhra University area with a minimum of 3 years of regular teaching experience in a recognised primary, secondary or higher second	
	13)	M.Ed.		B.Ed. Candidates should have a bonafide teaching experience of atleast 5 years in a recognised school/college.	
	14)	PG Diploma in Cooperation and Rural Studies		In-service candidates working in co-operative and allied institutions including non-officials with any Bachelor's Degree other than BFA and BOL.	

**TABLE - 2**  
**DEGREE/DIPLOMA/CERTIFICATE COURSES OFFERED BY VARIOUS UNIVERSITIES**  
**/BOARDS/INSITUTIONS UNDER DISTANCE EUDCAITON SYSTEM**

UNIVESITY	S.No.	NAME OF THE PROGRAMME	DURATION (Yrs)	MINIMUM ACADEMIC QUALIFICATIONS	AGE (Yrs)
ANDHRA UNIVERSITY, VISHAKHAPATNAM (Ctd.)	15)	PD Diploma in Translation	1	Degree with Telugu as a subject or Telugu as Mother tongue.	
	16)	PG Diploma in Environmental Studies		Degree	
	17)	PG Diploma in Functional English		-do-	
BANGALORE UNIVERSITY	1)	B.A.	3	PUC	
	2)	B.Com.	3	PUC With Commerce	
	3)	M.A.	2	B.A. with 50% in Aggregate	
	4)	M.Sc. (Maths)	2	B.Sc. With maths with 50% in Aggregate.	
	5)	PG Diploma in Personal Management	1	Any Degree.	
	6)	PG Diploma in Business Management	1	-do-	
	7)	PG Diploma in Labour Law.	1	-do-	
	8)	PG Diploma in Taxation Law.	1	-do-	
	9)	PG Diploma in French Translation	1	Any Degree with French	
	10)	PG Diploma in Hindi Translation	1	Any Degree with Hindi	
	11)	Certificate Course in Kannada	1	SSLC	
	12)	Certificate in French	1	PUC	
	13)	Certificate in Japanese	1	PUC	
	14)	Certificate in Italian	1	PUC	
	15)	Diploma in French	1	PUC and Certificate in French	
	16)	B.Ed.	14 Mths	Any Degree	
	17)	B.A./B.Com.	3	No qualification	21
	18)	M.A./M.Com.	2	-do-	25
MADHURAI-KAMARAJ UNIVERSITY	1)	B.A.		Ten + 2 Pass	
	2)	B.Lit.		Pulavar etc. with 11 yrs schooling	
	3)	B.Sc. (Maths)		Ten + 2 Pass	
	4)	B.B.A.		Ten + 2/3 yrs Diploma	

**TABLE - 2**  
**DEGREE/DIPLOMA/CERTIFICATE COURSES OFFERED BY VARIOUS UNIVERSITIES**  
**/BOARDS/INSITUTIONS UNDER DISTANCE EUDCAITON SYSTEM**

UNIVESITY	S.No.	NAME OF THE PROGRAMME	DURATION (Yrs)	MINIMUM ACADEMIC QUALIFICATIONS	AGE (Yrs)
MADHURAI-KAMARAJ UNIVERSITY (Contd)	5)	B.Com.		10+2	
	6)	M.Sc. (Maths)		B.Sc. With Mathematics	
	7)	M.A.		Any Degree	
	8)	Master of Bank Management		-do-	
	9)	Master of Tourism Management		-do-	
	10)	Master of Labour Studies		-do-	
	11)	M.B.A.		-do-	
	12)	M.C.A.		B.E./B.Tech/B.Ccom./BBA B.Sc. With Maths.	
	13)	Bachelor of General Law		Any Degree	
	14)	M.Ed.		B.Ed.	
	15)	Certificate in Child and Family Welfare		Xth Pass	
	16)	Certificate in Library and Information Science		Ten + 2 Pass	
	17)	Diploma in Labour Laws & Admin Law		Any Degree	
	18)	PG Ddiploma in Management		Any Degree	
	19)	PG Diploma in Personal Management and Industrial Relations		-do-	
	20)	PG Diploma in Marketing Management		-do-	
	21)	PG Diploma in Computer Applications		-do-	
	22)	PG Diploma in Journalism & Mass Application		-do-	
	23)	M.Phil. (Arts)		Post Graduation	
	24)	M.Phil.(Commerce)		M.Com.	
	25)	M.Phil (Maths)		M.Sc. (Maths)	
	26)	Introductory Course		-	14
	27)	Pre-Foundation Course		VIII Pass or Introductory Pass	
	28)	Foundation course I	1	SSLC Pass or Pre-Foundation Pass	
	29)	Foundation II	1	Foundation I Pass	
	30)	Ddiploma in Astrology		-	21
	31)	B.A.		-	18
	32)	B.Sc. (Maths)		-	18
	33)	B.Com.		-	18
	34)	B.B.A.		-	18

**TABLE - 2**  
**DEGREE/DIPLOMA/CERTIFICATE COURSES OFFERED BY VARIOUS UNIVERSITIES**  
**/BOARDS/INSITUTIONS UNDER DISTANCE EUDCAITON SYSTEM**

UNIVERSITY	S.No.	NAME OF THE PROGRAMME	DURATION (Yrs)	MINIMUM ACADEMIC QUALIFICATIONS	AGE (Yrs)
	35)	M.A.		-	25
	36)	M.Com.		-	25
	37)	Master of Labour Studies		-	25
GURU GHASIDAS UNIVERSITY, BILASPUR	1)	B.B.A		10+2	
	2)	B.J.M.C.		Graduation	
	3)	M.Lib. I. Sc.		B.Lib.Sc	
KAKATIA UNIVERSITY, WARANGAL	1)	C.Lib.Sc.		Intermediate	
	2)	Certificate Course in Cosmetics		-do-	
	3)	B.A./B.Com. (Open)		Entrance test	18
	4)	B.A./B.Com. (Direct)		Intermediate	
	5)	Bachelor of General Law (BGL)		Any Degree	
	6)	PGDCA		Graduation + Entrance test	
	7)	PG Diploma in Personal Management and Industrial Relations (PGDPMIR)		Graduation	
	8)	PG Diploma in Business Management (PGDBM)		-do-	
	9)	PG Diploma in Rural Development (PGDRD)		-do-	
	10)	PG diploma in Distance Education (PGDDE)		-do-	
	11)	PG Diploma in consumer Protection Laws (PGDCPL)		-do-	
	12)	PG Diploma in Law and Public Services (PGDLPS)		-do-	
	13)	PG Diploma in Human Rights (PGDHR)		-do-	
	14)	MA (Economics)		Bachelor Degree with Eco.	
	15)	MA (Political Science)		-do- with Political Science	
	16)	MA (Public Administration)		-do- with Public Admin.	
	17)	MA (History)		-do- with History	
	18)	MA (English)		-do- with English	
	19)	MA (Telugu)		-do- with Telugu	
	20)	MA (Hindi)		-do- with Hindi	
	21)	M.Sc. (Mathematics)		-do- with Maths	

**TABLE - 2**  
**DEGREE/DIPLOMA/CERTIFICATE COURSES OFFERED BY VARIOUS UNIVERSITIES**  
**/BOARDS/INSITUTIONS UNDER DISTANCE EUDCAITON SYSTEM**

UNIVERSITY	S.No.	NAME OF THE PROGRAMME	DURATION (Yrs)	MINIMUM ACADEMIC QUALIFICATIONS	AGE (Yrs)
KAKATIA UNIVERSITY, WARANGAL (Ctd.)	22)	M.Com.		B.Com.	
	23)	M.Sc(Environment Science)		Graduation in Science/Engg.	
	24)	M.Phil (Maths)		PG Degree with concerned subject.	
	25)	M.Phil (Chemistry)		-do-	
	26)	M.Phil (Physics)		-do-	
	27)	M.Phil (Botany)		-do-	
	28)	M.Phil (Zoology)		-do-	
	29)	M.Phil (Public Admn.)		-do-	
	30)	M.Phil (Political Science)		-do-	
	31)	M.Phil (History)		-do-	
	32)	M.Phil (Economics)		-do-	
	33)	M.Phil (Commerce)		-do-	
	34)	M.Phil (English)		-do-	
	35)	M.Phil (Telugu)		-do-	
	36)	B.Ed.		Graduation (In service teachers only with 3 yrs service)	
	37)	B.Lib.Sc.		Graduation + Entrance test	
38)	M.Ed.		B.Ed (In-service teacherswith 2 yrs service only) + Entrance test.		
39)	M.P. Ed.		B.P.Ed/D.P.Ed.(2 yrs in service as Physical Directors /coaches/PETs.		
40)	LLM		LLB Degree with 45% marks in aggregate.		
A. S. R. GADGAPPA UNIVERSITY, KARAIKUDI	1)	M.Phil		Any Post Graduate Degree or any Degree with M.Ed.	
	2)	B.Com.	3	Hr. Secondary/Pre Univ.	
	3)	BCA	3	-do-	
	4)	BCS	3	-do-	
	5)	BBM	3	-do-	
	6)	M.Ed.	1	B.Ed.	
	7)	B.Lib.Sc.	1	Degree	
	8)	Master of Corporate Secretaryship.	2	-do-	
	9)	Master of Women Studies	2	-do-	
	10)	Master of Bank Management		-do-	
	11)	Master of Commerce		Any Degree with Commerce/ Accountancy	
	12)	M.Sc Industrial Maths.		B.Sc. Maths/Applied Maths/ Statistics/Applied Science.	

**TABLE - 2**  
**DEGREE/DIPLOMA/CERTIFICATE COURSES OFFERED BY VARIOUS UNIVERSITIES**  
**/BOARDS/INSITUTIONS UNDER DISTANCE EUDCAITON SYSTEM**

UNIVESITY	S.No.	NAME OF THE FROGRAMME	DURATION (Yrs)	MINIMUM ACADEMIC QUALIFICATIONS	AGE (Yrs)
ALAGAPPA UNIVERSITY, KARAIKUDI (Ctd.)	13)	M.A. Child Care and Edu.		Any Degree	
	14)	M.A. Sociology		-do-	
	15)	PG Diploma in Personnel Management, Industrial Relations and Labaour Laws.		-do-	
	16)	PGD Sports Management		-do-	
	17)	PGD Computer System and management		-do-	
	18)	PGD Capital Market and Investment Analaysis		-do-	
	19)	PGD Insurance Management		-do-	
	20)	PGD Finance & Control		-do-	
	21)	PGD Business Management		-do-	
	22)	PGD Digital Instrumentation		Any Degree with Physics as majaan/ancillary/BE/B.Tech B.Sc. Applied Science	
	23)	PGD Industrial Water & Waste Water Treatment		Any Degree with Chemistry as main/ancillary.	
	24)	PGD Temple Arts		Any Degree with Tamil.	
	25)	PGD Computer Applications	1.5	Any Degree/AMIE Grade I	
	26)	PGD Tourism Management		Any Degree	
	27)	DIP Course in Computer Application		Hr.Secondary/PUC/Engg. Diploma or equivalent.	
28)	Diploma in Sales Management		Hr. Secondary/PUC		
29)	M.Phil in Corporate Secretaryship		MCS (Corporate Secy.ship)/M.Com/ MBA/MIBA/MBM/MACooperation with not less than 55% marks		
HIMACHAL PRADESH UNIVERSITY, SHIMLA	1)	BA		10+2	
	2)	MA/M.Sc		BA/B.Sc	
	3)	M.Com.		B.Com	
	4)	M.Ed.		Working B.Ed teachers with three years experience	
	5)	PGDPM		BA	
	6)	M.Sc (Maths)		BA/B.Sc with Maths	
JAWAHARLAL NEHRU TECHNOLOGICAL UNIVERSITY, HYDERABAD	1)	B.Tech. (Electrical, Mechanical,Civil, Electronics, ElectronicCommunication.		Diploma in concerned Branch of Engineering.	

TABLE - 2

**DEGREE/DIPLOMA/CERTIFICATE COURSES OFFERED BY VARIOUS UNIVERSITIES  
/BOARDS/INSITUTIONS UNDER DISTANCE EUDCAITON SYSTEM**

UNIVESITY	S.No.	NAME OF THE PROGRAMME	DURATION (Yrs)	MINIMUM ACADEMIC QUALIFICATIONS	AGE (Yrs)
MAHATMA GANDHI UNIV. KOTTAYAM	1)	LLM		LLB with 45% marks or three years experience	
	2)	M.Sc. Maths		Degree with Maths	
	3)	M.A. English		BA/B.Sc	
	4)	M.A. Sociology		Degree	
	5)	PG Diploma in Statistics		Degree with Maths or Statistics	
	6)	BCA		Pre-Degree or equivalent	
	7)	B.Com.		-do-	
	8)	B.A. (Economics)		-do-	
	9)	B.A. (Socilogy)		-do-	
	10)	B.A. (Socio) Liberalised Scheme.			20
	11)	Cerficate Course in English for COMMN.		No formal qualification reqd.	
	12)	Certificate Course in Home Management		-do-	
	13)	Certificate course in Syriac Language		-do-	
	14)	Certificate Course in Gandhian Thought		SSLC or equilevant.	
JAMIA MILIA ISLAMIA	1)	Elementary Urdu Course		Literate in Hindi/English	
NATIONAL LAW SCHOOL OF INDIA UNIVERSITY, BANGALORE	1)	Master in Business Laws		Graduate	
	2)	Post Graduate Certificate Course in Human Rights		Graduate	
UNIVERSITY OF MUMBAI	1)	F Y B A		XII Standard	
	2)	S Y B A		F Y B A	
	3)	T Y B A		S Y B A	
	4)	F Y B.Com		XII Standard	
	5)	S Y B. Com		F Y. B.Com	
	6)	T Y B. Com		S Y B.Com	
	7)	M.A. Part I		T Y B A	
	8)	M.Com. Part I		T Y B.Com.	
	9)	M.Sc. Part I		B.Sc. Maths	
	10)	M.Sc Maths Part II		M.Sc Maths Part I	
	11)	M.Ed. Jr.		B.Ed. Degree	
	12)	M.Ed. Sr.		M.Ed. Jr	

TABLE - 2

**DEGREE/DIPLOMA/CERTIFICATE COURSES OFFERED BY VARIOUS UNIVERSITIES  
/BOARDS/INSITUTIONS UNDER DISTANCE EUDCAITON SYSTEM**

UNIVESITY	S.No.	NAME OF THE PROGRAMME	DURATION (Yrs)	MINIMUM ACADEMIC QUALIFICATIONS	AGE (Yrs)
UNIVERSITY OF MUMBAI (Ctd.)	13)	DFM		Degree and two years working experience	
	14)	DORM		-do-	
	15)	M.Com. Part I		B.Com	
	16)	M.Com. Part II		M.Com. Part I	
M.G. GRAMODYA VISHWAVIDYALAYA, SATNA	1)	B.Ed.		Graduation	
	2)	M.Ed.		B.Ed.	
UNIVERSITY OF KASHMIR	1)	B.Ed.		BA/B.Sc	
	2)	L.LB		BA/B.Sc/B.Com	
	3)	MA (Urdu)		BA/B.Com with Urdu	
	4)	MA (Economics)		BA with Economics	
	5)	MA (Commerce)		B.Com	
	6)	C.Lib. Sc		Matriculate/Hr. Secondary	
CH. CHARAN SINGH UNIVERSITY, MEERUT	1)	BA/B.Com		10+2	
	2)	MA		10+2+3	
OSMANIA UNIVERSITY, HYDERABAD	1)	BA (Regular)		Intermediate/PUC	
	2)	B.Com (Regular)		-do-	
	3)	BA (OUS)		Entrance Test	
	4)	B.Com		-do-	
	5)	MA		BA/B.Com/B.Sc	
	6)	M.Com		B.Com	
	7)	M.Sc (Maths)		B.Sc (maths)	
	8)	PG Diploma in Maths		Any Degree with Maths	
MOTHER TERESA WOMEN UNIVERSITY, KODAIKANAL	1)	M.Phil		Post Graduate Degree with not less than 55% of marks in the concerned discipline	2
	2)	MA (Women Studies)		Any Degree with 50% marks	2
	3)	M.Ed.		B.Ed. With not less than 50% marks	1
	4)	PGDCA		Graduation with 50% marks	1



**TABLE - 2**  
**DEGREE/DIPLOMA/CERTIFICATE COURSES OFFERED BY VARIOUS UNIVERSITIES**  
**/BOARDS/INSITUTIONS UNDER DISTANCE EUDCAITON SYSTEM**

UNIVESITY	S.No.	NAME OF THE PROGRAMME	DURATION (Yrs)	MINIMUM ACADEMIC QUALIFICATIONS	AGE (Yrs)
MOTHER TERESA WOMEN UNIVERSITY, KODAIKANAL (Ctd.)	5)	Master of Computer Applications	3	Candidates with BE/B.Tech 1st Class B.Sc/B.Com with mathematics/Statistics/ Computer Oriented subjects as one of the main or ancillary or 1st class in B.Sc. Computer Science (Computer Technology)	
	6)	PG Diploma in NGO Management for Women Development	1	Graduate with 50% marks	
	7)	PG Diploma in Entrepreneurship and Industrial Training	1	B.Sc with 50% marks	
	8)	PG Dip.in Herbal Medicine	1	-do-	
	9)	BBA	3	Hr. Secondary or equivalent	
	10)	BBM	3	-do-	
	11)	BCS	3	-do-	
	12)	Bachelor of Tribal and Tourism Management	3	-do-	
	13)	Bachelor of Computer Application	3	10+2 or equivalent with Mathematics	
ANNAMALAI UNIVERSITY	1)	Foundation Course I Yr.		SSLC (10 yrs passed), II yrs SSLC failed or 1 yr of +2 course/failed II yrs, Matriculation or equivalent examination	
	2)	Foundation Course II Yr.		Passed II Yrs SSLC or Matriculation/Pass in one year examination of Foundation Course, failed PUC or two yrs of Intermediate	
	3)	BA		Hr. Secondary/PUC	
	4)	B.Litt (Exemption)		Title in Pulavar with 10 yrs experience as teacher	
	5)	B.Com		Hr. Secondary/PUC	
	6)	B.Sc (Maths)		Hr. Secondary/PUC with Maths	
	7)	BBA		Hr. Secondary /PUC	
	8)	BAL		Any Degree	
	9)	BGL		Any Degree	
	10)	B.Lib. Sc.		Any Degree	

**TABLE - 2**  
**DEGREE/DIPLOMA/CERTIFICATE COURSES OFFERED BY VARIOUS UNIVERSITIES**  
**/BOARDS/INSITUTIONS UNDER DISTANCE EUDCAITON SYSTEM**

UNIVERSITY	S.No.	NAME OF THE PROGRAMME	DURATION (Yrs)	MINIMUM ACADEMIC QUALIFICATIONS	AGE (Yrs)
ANNAMALAI UNIVERSITY (Ctd.)	11)	M.Ed.		B.Ed/MH.Ed	
	12)	MA (Tamil)		BA/B.Sc with Tamil	
	13)	MA (English)		BA/B.Sc with English under part I/III	
	14)	MA (History)		BA/B.Sc.	
	15)	MA (Economics)		BA/B.Sc with Economics as main or Statistics or Maths with 50% marks	
	16)	MA (Psychology)		BA Psychology/B.A/B.Sc. /B.Com., Management Science or Rehabilitation Science	
	17)	MA (Sociology)		BA/B.Sc/B.Com/BBA	
	18)	M.Com.		BBA/BBM/MBA/B.Coop./ BA Coop. Secretaryship.	
	19)	LLM		B.L/LLB	
	20)	MBA		II Class Degree with minimum three years experience in executive cadre or as teacher in Universities/colleges.	
	21)	M.Sc. (Maths)		B.Sc. (Maths)/Statistics with Maths	
	22)	M.Sc. (Physics)		B.Sc (Physics) with Maths and working as teacher or Research Assistant in Research Institute or laboratory or Graduation with 1st class in B.Sc (Physics)	
	23)	M.Sc. (Chemistry)		B.Sc. (Chemistry) with Physics as one of the ancillaries and working as teacher for Research Assistant in Research lab or Graduate with 1st class in B.Sc Chemistry.	

**TABLE - 2**

**DEGREE/DIPLOMA/CERTIFICATE COURSES OFFERED BY VARIOUS UNIVERSITIES  
/BOARDS/INSITUTIONS UNDER DISTANCE EUDCAITON SYSTEM**

UNIVERSITY	S.No.	NAME OF THE PROGRAMME	DURATION (Yrs)	MINIMUM ACADEMIC QUALIFICATIONS	AGE (Yrs)
ANNAMALAI UNIVERSITY (Ctd.)	24)	M.Sc (Zoology)		B.SC (Zoology) with Chemistry and working as teacher or Rearch Assistant in Research lab or Graduate with 1st class in B.Sc (Zoology)	
	25)	M.Sc. (Botany)		B.Sc Botany with Chemistry/ Bio Chemistry and working as teacher or Research Assistant in Research lab or Graduate with 1st class in B.Sc Botany.	
	26)	M.Lib.Sc		B.Lib. Sc.	
	27)	Diploma in Labour Laws with Admn. Law.		Any Degree	
	28)	Diploma in Law of Taxation		Any Degree	
	29)	Diploma in Production Management		BE/B.Sc Maths/Statistics/ MA (Economics)/MBA/BE Agri./M.Com/Dip.Engg./ AMIE Part A&B.	
	30)	Diploma in concrete Tech.		Diploma in Civil.Engg./ BE (Civil)/C&S/AMIE (Civil) Engg.	
	31)	Diploma in Construction Management		-do-	
	32)	Diploma in Chemical Process and Instrumentation Control		B.Sc. (Chemistry)/Diploma in Engineering & Tech./ B. Pharma.	
	33)	Diploma in Maintanance Management		BE (Mech)/Production/Elect. /Chemical/AMIE/Mech./ Electrical/Chem./Diploma in Mech./Elect./Chemical.	
	34)	Diploma in Sugar Technology		B.Sc (Chem.)/B.Sc (Agri.)/ Diploma in Chemical/ Mech. Engg.	
	35)	Diploma in Fertiliser Tech.		-do-	
	36)	Diploma in Industrial Safety		B.Sc (Physics)/Chemistry/ Mathematics as main subjects or ancillaries/Diploma in Engineering and Technology	

**TABLE - 2**  
**DEGREE/DIPLOMA/CERTIFICATE COURSES OFFERED BY VARIOUS UNIVERSITIES**  
**/BOARDS/INSITUTIONS UNDER DISTANCE EUDCAITON SYSTEM**

UNIVERSITY	S.No.	NAME OF THE PROGRAMME	DURATION (Yrs)	MINIMUM ACADEMIC QUALIFICATIONS	AGE (Yrs)
ANNAMALAI UNIVERSITY (Ctd.)	37)	Diploma in Industrial Pollution Control		B.Sc Chemistry, Physics, Botany, Zoology, Agriculture as main or ancillary or Diploma in Engg. & Tech., MBBS, B.Pharma, B.Sc (Nursing).	
	38)	Diploma in Energy Technology		BA/B.Sc/B.Com/BE/B.Sc Chemistry/B.Tech./B.Pharma /B.Sc Agri./MBA/Diploma in Engg. & Technology.	
	39)	Diploma in Industrial Hygiene		B.Sc/MBBS/BE/BE (Chem.)/ B.Tech./B.Pharma/B.Sc Agri.,Diploma in Engg. & Tech./MBA (Knowledge of Physics.Chemistry&Biology) at Higher Secondary level is compulsory.	
	40)	PG Diploma in Materials Management		Degree	
	41)	PG DBA		-do-	
	42)	PG DPM		-do-	
	43)	PG DMM		-do-	
	44)	PG DFM		-do-	
	45)	PGDTM		-do-	
	46)	PG Diploma in Advertising		-do-	
	47)	PG Diploma in Public Relations		-do-	
	48)	PG Diploma in Banking		-do-	
	49)	PG Diploma in Coop. Management		-do-	
	50)	PG Diploma in Econometrics		-do-	
	51)	PG DMA		-do-	
52)	PG Diploma in Pre Primary Education		-do-		
53)	PG Diploma in Guidance and Counseling		BA (Psychology)/MA (Psychology), three years experience in teaching/ Administration/Clinical profession.		

**TABLE - 2**  
**DEGREE/DIPLOMA/CERTIFICATE COURSES OFFERED BY VARIOUS UNIVERSITIES**  
**/BOARDS/INSITUTIONS UNDER DISTANCE EUDCAITON SYSTEM**

UNIVESITY	S.No.	NAME OF THE PROGRAMME	DURATION (Yrs)	MINIMUM ACADEMIC QUALIFICATIONS	AGE (Yrs)
ANNAMALAI UNIVERSITY (Ctd.)	54)	Certificate in Automobile Tech.		SSLC or equivalent	
	55)	Certificate Course in offset machine printing		-do-	
	56)	Certificate Course in binding and finishing		-do-	
	57)	Certificate Course in Office Management		-do-	
	58)	BA (Open)		Entrance Test	18
	59)	B.Lit (Open)		-do-	18
	60)	B.Com (Open)		-do-	18
	61)	B.Sc (Maths) (Open)		-do-	18
	62)	MA		-do-	25
	63)	Diploma in Shaiva Sidhanta		-do-	18
PUNJABI UNIVERSITY, PATIALA	1)	BA		10+2 or equivalent	
	2)	B.Com.		10+2 or equivalent	
	3)	MA		Graduation.	
	4)	M.Com.		B.Com. or BBA	
	5)	M.Ed.		B.Ed.	
	6)	B.Ed.		45% at Graduation/MA/ M.Sc/M.Com with three years regular teaching experience.	
	7)	PG Diploma in Public Relations and Adversiting		Graduates	
	8)	PG Diploma in Mgt. Public Entp.		-do-	
	9)	Diploma in Divinity		Matriculation.	
	10)	Gyani		Matric with Punjabi.	
	11)	Punjabi Praveshika		Can read or write (any language)	
	12)	Diploma in Library Science		50% marks in Matric with English.	
	13)	MBA		Graduation	
KARNATAKA STATE OPEN UNIVERSITY	1)	BA/B.Com (Regular)		PUC/10+2	
	2)	BA/B.Com (Open)		-	18

TABLE - 2

**DEGREE/DIPLOMA/CERTIFICATE COURSES OFFERED BY VARIOUS UNIVERSITIES  
/BOARDS/INSITUTIONS UNDER DISTANCE EUDCAITON SYSTEM**

UNIVESITY	S.No.	NAME OF THE P.ROGRAMME	DURATION (Yrs)	MINIMUM ACADEMIC QUALIFICATIONS	AGE (Yrs)	
KARNATAKA STATE OPEN UNIVERSITY (Contd)	3)	MA/M.Com (Regular)		Graduation with concerned subjects.		
	4)	MA/M.Com (Open)		-	21	
	5)	B.Ed.		Graduation with in-service teaching experience.		
	6)	M.Ed.		B.Ed. In-service teachers only.		
	7)	PG Diploma in English		Marks obtained in either English (Grade II of Final Year) or Language (English) of BA/B.Sc.		
	8)	PG DMM		Graduation		
	9)	PG Diploma in Kannada		PUC with Kaannada or Sasnskrit with kannada as Mother tongue or Kannada pandit Examination or Sanskrit Viduat Examination.		
	10)	Post PUC Diploma in Journalism		PUC or equivalent or certified course in Journalism conducted by University of Mysore.		
	11)	Certificate Course in Kannada for non-Kannada speakers		SSLC or equivalent.		
	MAKHANLAL CHATURVEDI RASHTRIYA VISHWAVIDYALAYA, BHOPAL	1)	Bachelor of Ecology & Environment		10+2 or equivalent	
		2)	Master of Ecology & Environment		Bachelor Degree or equivalent	
3)		Master of Pollution Control		-do-		
4)		Master of Environmental Communication		-do-		
5)		Certificate Course in Rural Correspondence.	0.5	10+2		
NALANDA OPEN UNIVERSIT', PATNA	1)	Certificate Course in Food and Nutrition		Matriculation.		
GUJARAT VIDYAPEETH	1)	Master Degree in Gandhian Thoughts		Graduate with 50% marks		

**TABLE - 2**  
**DEGREE/DIPLOMA/CERTIFICATE COURSES OFFERED BY VARIOUS UNIVERSITIES**  
**/BOARDS/INSITUTIONS UNDER DISTANCE EUDCAITON SYSTEM**

UNIVESITY	S.No.	NAME OF THE PROGRAMME	DURATION (Yrs)	MINIMUM ACADEMIC QUALIFICATIONS	AGE (Yrs)
BERKATULLAH UNIVERSITY, BHOPAL	1)	M.Lib.Sc		B.Lib. Sc.	
	2)	B.Lib. F. Sc.		Graduation	
	3)	D. Lib.I Sc.		10+2	
	4)	Bachelor in Journalism and Mass Communication (BJMC)		BA/B.Sc/B.Com.	
	5)	PG Diploma in Social Work.		I)BA/B.Sc/B.Com. II) Three years experience in Social Welfare Agency, III) Should be employed in a Welfare Agency at the time of application	
	6)	BA/B.Com.		10+2	
PONDICHERRY UNIVERSITY,	1)	BBA/B.Com/BCS		10+2 or three years Diploma (Polytechnics) by Central or State Govt.	
	2)	MMM/MFM		10+2+3, 11+1+3, 11+2+2	
	3)	MA		-do-	
	4)	PG Diploma		-do-	
JAIN VISHVA BHARTI INSTITUTE, LADNUN	1)	BCS		10+2 or equivalent	
	2)	Bachelor of Ecology & Environmental Science (BEES)		-do-	
	3)	BBM		-do-	
	4)	BA		10+2 or equivalent, Entrance Test and Foundation Course for non- 10+2.	
BEHRAMPUR UNIVERSITY, ORISSA	1)	M.Ed.		B.Ed.	
	2)	BA/B.Com.		10+2 or equivalent.	
IGNOU, NEW DELHI	1)	Bachelors Preparatory Programme		-	20
	2)	BA		10+2 or equivalent	
	3)	Diploma in Creative Writing in English		-	21
	4)	Diploma in Creative Writing in Hindi.		-	21

**TABLE - 2**

**DEGREE/DIPLOMA/CERTIFICATE COURSES OFFERED BY VARIOUS UNIVERSITIES  
/BOARDS/INSITUTIONS UNDER DISTANCE EUDCAITON SYSTEM**

UNIVESITY	S.No.	NAME OF THE PROGRAMME	DURATION (Yrs)	MINIMUM ACADEMIC QUALIFICATIONS	AGE (Yrs)
IGNOU, NEW DELHI (Ctd.)	5)	Certificate in Tourism Studies		10+2 or equivalent	
	6)	Diploma in Tourism Studies		-do-	
	7)	Bachelor Degree in Tourism Studies		-do-	
	8)	Certificate in teaching of English		10+2 with 2 yrs experience.	
	9)	B.Com		10+2 or its equivalent.	
	10)	B.Sc		10+2 or its equivalent with Science subjects.	
	11)	Master of Arts in Distance Education (MADE)		Diploma in Distance Education or PG Diploma in Distance Education	
	12)	PG Diploma in Distance Education (PG DDE)		Bachelor Degree.	
	13)	Post Graduate Diploma in Higher Education (PGD HE)		Teachers in Institution of higher learning or Post Graduate Degree with 50% marks.	
	14)	Certificate in Guidance (CIG)		Teachers of recognised Institutions or pass in Matriculation/SSLC	21
	15)	M. Library Science		B.Lib Sc. or eaiivalent.	
	16)	B.Lib Science		Degree with 2 yrs experience in a recognised library	
	17)	Certificate in Computing		10+2 or equivalent.	
	18)	Diploma in Computers in Office Management		Degree or 10+2 with 3 yrs experience.	
	19)	Bachelor in Computer Application (BCA)		10+2 or equivalent with maths as a distinct subject.	



**TABLE - 2**

**DEGREE/DIPLOMA/CERTIFICATE COURSES OFFERED BY VARIOUS UNIVERSITIES  
/BOARDS/INSITUTIONS UNDER DISTANCE EUDCAITON SYSTEM**

UNIVESITY	S.No.	NAME OF THE PROGRAMME	DURATION (Yrs)	MINIMUM ACADEMIC QUALIFICATIONS	AGE (Yrs)
IGNOU, NEW DELHI (Ctd.)	20)	Master in Computer Application (MCA)		Successful completion of IGNOU - BCA or IGNOU - CIC/DCO & Bachelor Degree with maths at 10+2 level.	
	21)	Bachelor of Science in Nursing		10+2 with three years Diploma in General Nursing and Midwifery with two yrs experience in profession or 10th class with three years diploma in General Nursing and Midwifery with five years experience.	
	22)	Diploma in Management.		Degree with three years supervisory/Managerial/ professional experience or non-Graduate with 6 yrs suspervisory/managerial experience.	25
	23)	MBA		Bachelor Degree + three yrs supervisory/managerial/ professional experience or professional degree in Engineering/Technology/ Medicine/Architecture/Law or Professional Qualification in Accountancy, Cast & Work Accountancy, Compa	
	24)	Post Graduate Diploma in Human Resource Management (PGD HRM)		-do-	
	25)	Post Graduate Diploma in Financial Management (PGD FM)		-do-	

**TABLE - 2**

**DEGREE/DIPLOMA/CERTIFICATE COURSES OFFERED BY VARIOUS UNIVERSITIES  
/BOARDS/INSITUTIONS UNDER DISTANCE EUDCAITON SYSTEM**

UNIVERSITY	S.No.	NAME OF THE PF.OGRAMME	DURATION (Yrs)	MINIMUM ACADEMIC QUALIFICATIONS	AGE (Yrs)
IGNOU, NEW DELHI (Ctd.)	26)	Post Graduate Diploma in Operationa Management (PG DOM)		-do-	
	27)	PGD MM		-do-	
	28)	Post Graduate Diploma in Management (PG DIM)		-do-	
	29)	PG Diploma in Journalism and Mass Communication (PG DJMC)		Graduate with two years experience in Media/ Communication Organisations	
	30)	Advanced Diploma in Construction Management (ADCM)		Three years Diploma in Civil Engineering. Candidates should be employed in Central/ State Water Resource Agencies/ Departments or in Public or Private Sectors	
	31)	Advanced Diploma in Water Resource Engineering		Three Years Diploma in Civil/ Agri. Engg. Candidate should be employed in Central/ State Water Resource Agencies/Departments or in Public or Private Sectors	
	32)	PG Diploma in Rural Development		Bachelor's Degree	
	33)	Diploma in Nutrition and Health Education		10+2 or its equivalent	
	34)	Diploma in Early Childhood Care and Education		-do-	
	35)	Certificate in Food and Nutrition		-	18
36)	Certificate in Nutrition and Child Care		10+2 or its equivalent		

**TABLE - 2**

**DEGREE/DIPLOMA/CERTIFICATE COURSES OFFERED BY VARIOUS UNIVERSITIES /BOARDS/INSITUTIONS UNDER DISTANCE EUDCAITON SYSTEM**

UNIVESITY	S.No.	NAME OF THE PROGRAMME	DURATION (Yrs)	MINIMUM ACADEMIC QUALIFICATIONS	AGE (Yrs)
IGNOU (Ctd)	37)	Awareness Course in Nutrition for the Community		-do-	18
	38)	Awareness Course in Child Care Services.		-do-	18
JVAJI UNIVERSITY, GWALIOR	1)	B.Ed.		Graduate with three years teaching experience.	
	2)	Master of Chemical Sales and Marketing Management		NA	
	3)	Bachelor of Rural Technology and Management.		NA	
UNIVERSITY OF KERALA	1)	BA	3	Pre Degree or equivalent	
	2)	B.Com	3	-do-	
	3)	MA	2	Graduation	
	4)	M.Com.	2	-do-	
	5)	M.Sc (Maths)	2	-do-	
BHARTHAR UNIVERSITY, COIMBATORE	1)	BA (Corporate Secy.ship)		PUC; Hr. Secondary; SSLC (CBSE); ISCE; Pre-Technical Exam. after 11 years, Intermediate Exam. (2 years) of AP& Pre-Degree Exam (2 years) of Karnataka and Kerala; 12 yrs of education in any State of India or abroad under 11+1 or 10+2 or 11+2 pattern; co	
	2)	BA (History)		-do-	
	3)	BA (Cooperation)		-do-	
	4)	B.Sc. (Maths)		-do-	
	5)	B.Com.		-do-	

**TABLE - 2**  
**DEGREE/DIPLOMA/CERTIFICATE COURSES OFFERED BY VARIOUS UNIVERSITIES**  
**/BOARDS/INSITUTIONS UNDER DISTANCE EUDCAITON SYSTEM**

UNIVERSITY	S.No.	NAME OF THE PROGRAMME	DURATION (Yrs)	MINIMUM ACADEMIC QUALIFICATIONS	AGE (Yrs)
BHARTHAR UNIVERSITY, COIMBATORE (Ctd.)	6)	B.Sc (Com. Sc )		Passed High School or an equivalent exam cocnducted by the State/Central Board from an Institution stated in Tamil Nadu or Pondicherry or candidates who have passed Three Years Diploma in Engineering awarded by the Board of Technical Education, Govt. of	
	7)	B.Ed.		Any Degree.	
	8)	MCA		Pre-requisite examination in Maths at the level of Maths taught in existing B.Com, BB or course of Bharthiar Univ. or B.Sc. (Maths/Stat./ Computer Sc./Applied Sc./ Computers) or B.Sc (Physics/ Chemistry) with Maths or B.Sc Electronics, B.Com., BBM wit	
	9)	MBA		Any Degree and atleast two years experience in Supervisory/Managerial/ Executive cadre or bonafide teachers in schools/ colleges and Polytechnics with two years experience and should be atleast 25 yrs of age.	25
	10)	M.Ed.		B.Ed.	
	11)	PGDCA		Any Degree.	
PUNJAB AGRICULTURE UNIVERSITY, LUDHIANA	1)	Correspondence Course in Agriculture for Farmers	1	Middle	
	2)	Correspondence Course in Home Science and Family life for farm women	1	Primary	

TABLE - 2

**DEGREE/DIPLOMA/CERTIFICATE COURSES OFFERED BY VARIOUS UNIVERSITIES  
/BOARDS/INSITUTIONS UNDER DISTANCE EUDCAITON SYSTEM**

UNIVERSITY	S.No.	NAME OF THE PROGRAMME	DURATION (Yrs)	MINIMUM ACADEMIC QUALIFICATIONS	AGE (Yrs)
CIEFL, HYDERABAD	1)	PGCTE		MA (English)	
	2)	PGDTE		MA (English) & PG CTE from CIEFL	
	3)	M.Phil		MA (English) and PGDTE or PGCTE with GPA of 3.0	
BHARTHIDASAN UNIVERSITY, TIRUCHIRAPPALLI	1)	BA (Tamil)		A pass in Hr. Secondary Examination (10+2 pattern) /PUC 11+1 pattern. For B.Sc (Math) and B.Sc. (Computer Science), Mathematics must have been one of the subjects.	
	2)	BA (Economics)		-do-	
	3)	BA (Cooperation)		-do-	
	4)	BA (History)		-do-	
	5)	B.Sc (Maths)		-do-	
	6)	B.Sc (Com. Sc.)		-do-	
	7)	B.Com.		-do-	
	8)	BBA		-do-	
	9)	MA (Economics)		BA (Economics), B.Sc (Maths), B.Com., BBA, BA (Coop)/BA (Bank Management), BA (Corporate Secy.ship)	
	10)	M.Sc (Maths)		B.Sc (Maths)	
	11)	MA (English)		Any Degree with English as one of the subjects.	
	12)	MA (History)		Any Degree	
	13)	M.Com.		B.Com./BBA/BA (Coop.)/ BA(Corporate Secy.ship)/ BA (Bank Management)	

**TABLE - 2**  
**DEGREE/DIPLOMA/CERTIFICATE COURSES OFFERED BY VARIOUS UNIVERSITIES**  
**/BOARDS/INSITUTIONS UNDER DISTANCE EUDCAITON SYSTEM**

UNIVERSITY	S.No.	NAME OF THE PROGRAMME	DURATION (Yrs)	MINIMUM ACADEMIC QUALIFICATIONS	AGE (Yrs)
BHARTIDASAN UNIVERSITY, TIRUCHIRAPPALLI (Ctd)	14)	MCA		B.Sc (Maths)/Physics/Stat. /Electronics/Chemistry/ Applied Science (Maths as main or allied subject)/ B.Com/BBA/BBM (Maths as one of the subjects.)/B.Sc (Computer Sc.)/BE/B.Tech./ AMIE	
	15)	MBA		Any Degree with 50% marks	
	16)	M.Ed.		B.Ed.	
	17)	PGDCA		Any Degree.	
SNDT WOMEN'S UNIVERSITY, MUMBAI	1)	MA		Degree from any recognised University.	
	2)	BA		Univ. Entrance Test (UET), +2 i.e. HSc.	
	3)	B.Com		-do-	
	4)	Certificate Course in Techniques of Translation		BA with good knowledge of Hindi/English	
	5)	Certificate Course in Improve your English		SSC/UET	
	6)	Certificate Course in Family Saving and Investment.		-do-	
	7)	Certificate course in Women and law		-do-	
	8)	Certificate Course in Basics of DIET Therapy.		-do-	
SHIVAJI UNIVERSITY, KOLHAPUR	1)	Diploma in Adult Education		Master Degree with IInd class or B.Ed with atleast three years experience in Adult Education field.	
	2)	Diploma in Population Education		-do-	
INTERNATIONAL INSTITUTE OF POPULATION SCIENCES, MUMBAI	1)	Master of Population Studies (Correspondence)		Master Degree in any relevant social/ natural sciences including Mathematics and Statistics	

**UNIVERSITIES**  
**/BOARDS/INSTITUTIONS UNDER DISTANCE EDUCATION SYSTEM**

UNIVERSITY	S NO	NAME OF THE PROGRAMME	DURATION (YRS)	MINIMUM ACADEMIC QUALIFICATIONS	AGE (YRS)
CALICUT UNIVERSITY	1)	BA (Open System)		Must have attained the age of 16 yrs as on 1st July of the year of admission and must pass the entrance exam.	16
	2)	B Com (O.D)		-do-	
	3)	BA (Regular)		Pre Degree +2	
	4)	B.Com (Regular)		-do-	
	5)	DFA (Regl. W)		SSLC/Matriculation	
	6)	BBS		Pre-Degree/+2	
	7)	B.L.P.S		Degree	
	8)	MA		-do-	
	9)	M.Com		B.Com	
PATRACHAR VIDYALAYA, DELHI	1)	Class X		(a) Male students must have passed either class IX or class VIII (in 1965 or earlier) from a recognised school. (b) Female students can seek admission to class X on the basis of an affidavit in prescribed proforma. However, candidates born after 1965 sh	16
	2)	Class XI		Students must have passed matriculation/high school/secondary school exam from a recognised board/Univ. or any other equivalent exam.	
	3)	Class XII		(a)(i) Male students must have passed XI or its equivalent examination from a recognised school/Board after having passed class X examination from a recognised Board/Univ. (a)(ii) Female students are allowed to seek admission directly to class XII after	

**TABLE - 2**  
**DEGREE/DIPLOMA/CERTIFICATE COURSES OFFERED BY VARIOUS UNIVERSITIES**  
**/BOARDS/INSITUTIONS UNDER DISTANCE EUDCAITON SYSTEM**

UNIVERSITY	S.No.	NAME OF THE PROGRAMME	DURATION (Yrs)	MINIMUM ACADEMIC QUALIFICATIONS	AGE (Yrs)
<b>YASHWANT RAO CHAVAN MAHARASHTRA  OPEN UNIVERSITY,  NASIK</b>	1)	BA/B.Com		H.Sc/old HSc/2 yrs course after SSC/Preparatory	
	2)	B.Ed.		Working Graduate teacher	
	3)	B.Lib Sc.		Any Graduate + 2 yrs experience in Librarian	
	4)	DAE		H.Sc. With Science & Maths /M.C.V.S. Ele. Tech./ITI/ Vocational (Ele./Comp.) (minimum 45% marks)	
	5)	DGE		HSc with 50% marks with Science and Maths (45% for reserved categories)	
	6)	Diploma in Computers		SSC/18 years/preparatory with B Grade.	
	7)	Certificate in Computers		-do-	
	8)	Certificate in Journalism		HSC + working experience	
	9)	Certicate in Vocational courses		7th Std passed/18 yrs old	18
	10)	Diploma in School Management.		Principal/Headmaster/ Supervisor	
	11)	Certificate in Agriculture		Literate	18
	12)	Diploma in Agriculture		SSC/Certificate in Gardening	
	13)	MA/M.Com/M.Sc		Graduate with working experience/Post Graduate.	
	14)	M.Ed.		B.Ed.	
	15)	MBA		Graduate with 45% marks + 2 yrs working experience (through entrance test)	
	16)	M.Phil.		Post Graduate + Academic experience.	
	17)	Ph.D		M.Phil in any discipline/ Master's Degree with 2nd class + 5 yrs experience/ UPSC/MPSC Selection + 10 yrs experience	
MAHARISHI DAYANAND UNIVERSITY, ROHTAK	1)	MA		BA/B.Sc/B.Com.	



**TABLE - 2**  
**DEGREE/DIPLOMA/CERTIFICATE COURSES OFFERED BY VARIOUS UNIVERSITIES**  
**/BOARDS/INSITUTIONS UNDER DISTANCE EUDCAITON SYSTEM**

UNIVESITY	S.No.	NAME OF THE PROGRAMME	DURATION (Yrs)	MINIMUM ACADEMIC QUALIF CATIONS	AGE (Yrs)
MAHARISHI DAYANAND UNIVERSITY, ROHTAK (Ctd)	2)	BA		Sr. Secondary Certificate under 10+2 Scheme.	
	3)	B.Com		Sr. Secondary Certificate under 10+2 Scheme with 40% marks.	
	4)	M.Ed.		B.Ed. With 45% marks.	
ALLAHABAD UNIVERSITY	1)	BA/B.Com		Intermediate	
NAGARJUNA UNIVERSITY	1)	BA/B.Com.		Intermediate, 10+2 or Open Entrance Test without any qualification. Minimum 10 yrs of schooling.	
DR. BR AMBEDKAR OPEN UNIVERSITY, HYDERABAD	1)	BA/B.Com (Open)	3	No formal qualification needed but the candidate should complete 18 yrs of age and passed the eligibility test conducted by the University.	18
	2)	B.SC (Open)	3	The candidates who have applied for 1st degree course after passing eligibility test conducted by the University, should secure 50% marks in Science and Technology papers ion 1st year.	
	3)	BA/B.Com (Direct)	3	Intermediate or its equivalent.	
	4)	B.Sc. (Direct)	3	Intermediate or its equivalent with Science subjects.	
	5)	Bachelor's Degree in Public Relations (BPR)	1	Graduates. Among employed graduates preference will be given to candidates having experience in Public Relations /Communication/Advertising in the mass media and allied fields.	

**TABLE - 2**  
**DEGREE/DIPLOMA/CERTIFICATE COURSES OFFERED BY VARIOUS UNIVERSITIES**  
**/BOARDS/INSITUTIONS UNDER DISTANCE EUDCAITON SYSTEM**

UNIVERSITY	S.No.	NAME OF THE PROGRAMME	DURATION (Yrs)	MINIMUM ACADEMIC QUALIFICATIONS	AGE (Yrs)
DR. BR AMBEDKAR OPEN UNIVERSITY, HYDERABAD (Ctd.)	6)	Bachelor's Degree in Library and Information Science (B.LISc.)	1	Graduate working in any recognised Library having a regular substantive post of the rank of Record Assistant or higher cadre. However, the minimum service will be waived in case of in-service graduates possessing a certificate in library science	
	7)	Post Graduate Diploma Programme in Business Finance (PG DBF)	1	Graduation. Admissions are made on the basis of merit obtained in the qualifying examination secured in the group (optional subject).	
	8)	Post Graduate Diploma in Marketing Management (PGDPM)	1	-do-	
	9)	Post Graduate Diploma Programme in Environmental Studies (PGDPES)	1	-do-	
	10)	Post Graduate Diploma in Writing for Mass Media (PGDWMM)	1	Graduation. Those who have passed Intermediate or its equivalent with three years experience in Mass media will be awarded only a Diploma	
	11)	MA (Political Science)	2	Bachelor's Degree	
	12)	MA (Public Administration)	2	-do-	
	13)	MA (History)	2	-do-	
	14)	MA (Economics)	2	Bachelor's Degree with Economics as one of the subject.	
	15)	MA (Maths)	2	Bachelor's Degree with Mathematics.	
16)	MBA	3	II class Graduates or Post Graduate.		

**TABLE - 2**  
**DEGREE/DIPLOMA/CERTIFICATE COURSES OFFERED BY VARIOUS UNIVERSITIES**  
**/BOARDS/INSITUTIONS UNDER DISTANCE EUDCAITON SYSTEM**

UNIVESITY	S.No.	NAME OF THE PROGRAMME	DURATION (Yrs)	MINIMUM ACADEMIC QUALIFICATIONS	AGE (Yrs)
DR. BR AMBEDKAR OPEN UNIVERSITY, HYDERABAD (Ctd.)	17)	M.Phil programme in Developmental Studies.	72 weeks	Master's Degree with second division or equivalent. Preference will be given to college teachers, persons working in research institutions, professionals concerned with social services and UGC, JRF scholars.	
	18)	Ph.D in Developmental Studies.	72 weeks	a) A candidate should have atleast 60% marks in aggregate in part 1 i.e. Course worth of M.Phil. Programme organised by the University. Or b) A candidate should have obtained master's Degree in the subject concerned or in any approved allie	
	19)	Certificate course in Food and Nutrition (CPFN)	0.5	Literate	
	20)	Certificate Course in Mushroom cultivation (CPMC)	0.5	Intermediate or its equivalent.	
PATNA UNIVERSITY	1)	I.A. (Inter Arts)		Matriculation	
	2)	Inter Commerce		Matriculation	
	3)	BA (Hons)		Intermediate with 45% marks in subject concerned	
	4)	B.Com. (Hons)		-do-	
	5)	B.Lib.Sc.		Graduate	
	6)	PG Diploma in Public Administration and local self Government.		-do-	
	7)	PG Diploma in International Relations.		-do-	
	8)	PG Diploma in Journalism.		-do-	
SRI VENKARESHWARA UNIV.ERSITY, TIRUPATI	1)	BA/B.Com (Regular)		Intermediate	
	2)	BA/B.Com (Open)		No qualification required.	
	3)	MA (Economics)		BA/B.Com.	
	4)	MA (Politics)		BA/B.Sc/B.Com.	

**TABLE - 2**  
**DEGREE/DIPLOMA/CERTIFICATE COURSES OFFERED BY VARIOUS UNIVERSITIES**  
**/BOARDS/INSITUTIONS UNDER DISTANCE EUDCAITON SYSTEM**

UNIVESITY	S.No.	NAME OF THE PROGRAMME	DURATION (Yrs)	MINIMUM ACADEMIC QUALIFICATIONS	AGE (Yrs)	
SRI VENKARESHWARA UNIVERSITY, TIRUPATI (Ctd)	5)	MA (Sociology)		-do-		
	6)	MA (Public Admn.)		-do-		
	7)	MA (History)		-do-		
	8)	MA (English)		-do-		
	9)	M.Sc (Psychology)		Any degree with Psychology, Home Science, Education, as optional subjects under Part II		
	10)	M.Sc (Maths)		BA/B.Sc with maths		
	11)	M.Com.		B.Com/BA (AEs)		
	12)	M.Ed.		B.Ed.		
	13)	B.Lib.Sc.		BA/B.Sc/B.Com.		
	14)	PG Diploma in Industrial Relations and Personnel Management.		Any Degree.		
	15)	Diploma in Public Administration.		Any Degree.		
	16)	Junior Diploma in Linguistics (Telugu Medium)		-do-		
	17)	Certificate Course in Computer Science.		-do-		
	18)	Certificate Course in Information system through COBOL		-do-		
	19)	Certificate Course in Scientific application through FORTRAN		-do-		
	20)	Certificate Course in Word processing and Data Management (D BASE)		-do-		
	21)	Certificate Course in Library Science.		Intermediate/PUC		
	DR. BR AMBEDKAR OPEN UNIVERSITY, HYDERABAD	1)	BA/B.Com.		10+2	
		2)	B.Ed.		Graduate - Post Graduate from the University recognised by UGC	

**TABLE - 2**  
**DEGREE/DIPLOMA/CERTIFICATE COURSES OFFERED BY VARIOUS UNIVERSITIES**  
**/BOARDS/INSITUTIONS UNDER DISTANCE EUDCAITON SYSTEM**

UNIVERSITY	S.No.	NAME OF THE PROGRAMME	DURATION (Yrs)	MINIMUM ACADEMIC QUALIFICATIONS	AGE (Yrs)
DR. BR AMBEDKAR OPEN UNIVERSITY, HYDERABAD (ctd)	3)	BPP		Those who have not passed XII but can read and write in Gujarati language.	
	4)	CFN		Those who can read and write in Gujarati language.	
UNIVERSITY OF MADRAS	1)	M.A.		BA	
	2)	M.Com.		B.Com	
	3)	Diploma in Taxation		Any Degree	
	4)	Diploma in Labour Law		-do-	
	5)	CLIS		10+2 or equivalent	
	6)	BLIS		Any Degree	
	7)	MLIS		BLIS	
	8)	B.Ed.		Any Degree	
	9)	M.Ed.		B.Ed.	
	10)	MCA		B.Sc (Computer Sc./Maths/ Physics/Stat. or Equivalent)	
	11)	BA		PUC or equivalent	
	12)	B.Sc		-do-	
	13)	B.Com		-do-	
	14)	B.Lit		-do-	
	15)	BBA		-do-	
	16)	BBM		-do-	
	17)	BCA		Hr. Secy or equi. with Math	
KANNADA UNIV. HAMPI	1)	M.Phil.	1	Post Graduate.	
	2)	Ph.D	2-4	Post Graduate with 55% marks.	
	3)	D.Litt.			
TILAK MAHARASHTRA VIDYAPEETH, PUNE	1)	Visharad (BA)	3	10+2	
	2)	Parangat (MA)	2	Graduate	
	3)	B.Lib.Sc.	1	Graduate	
	4)	M.Phil		Parangat	
	5)	Ph.D			
	6)	Dip. In Indology, Sanskrit, Yoga, Ayurveda, Fine Arts			
	7)	Certificate Course in Marathi, Kannada, Bengali			
KURUKSHETRA UNIVERSITY	1)	XI/XII Class			
	2)	BA/B.Com.		10+2 or equivalent	
	3)	MA		BA	
	4)	B.LIS		Any Degree	
	5)	M.LIS		BLIS	

Library  
 Date  
 D-11260  
 10-12-2001

**TABLE - 2**  
**DEGREE/DIPLOMA/CERTIFICATE COURSES OFFERED BY VARIOUS UNIVERSITIES**  
**/BOARDS/INSITUTIONS UNDER DISTANCE EUDCAITON SYSTEM**

UNIVESITY	S.No.	NAME OF THE PROGRAMME	DURATION (Yrs)	MINIMUM ACADEMIC QUALIFICATIONS	AGE (Yrs)
KURUKSHETRA UNIVERSITY (Ctd)	6)	M.Com.		B.Com.	
	7)	MFM		Degree	
	8)	PG Diploma in Tourism & Hotel Management, Journalism & Mass Communication, Marketing Management, Computer Applications		Degree	
	9)	BBA			
	10)	LLM		LLB	
	11)	M.Sc. (Maths)		B.Sc.	
	12)	M.Phil.		Post Graduate	
	13)	PG Diploma in Env. Edu. & Mgt. Translation		Degree.	
	14)	Diploma in Lib. Sc & Information.			
BIIT, PILANI	1)	MVS		10+2	
	2)	BS		10+2	
	3)	MS		Intgegrated First Degree of BITS	
	4)	ME		-do-	
	5)	M.Phil.		-do-	
UNIVERSITY OF HYDERABAD	1)	PG Diploma in Computer Science.			
	2)	PGDiploma in Project Management.			
	3)	PG Diploma in Environmental Education & Management			
	4)	PG Diploma in Human Rights.			
	5)	PG Diploma in Translation Studies - English.			
MANONMANIAM SUNDARANAR UNIVERSITY	1)	BA/B.Com/B.Lit		10+2 or equivalent	
	2)	BCA		10+2 with Mathematics	
	3)	MA/M.Com.		BA/B.Com/B.Lit.	
	4)	PGDBM		Any Degree	
	5)	BLISC		Any Degree	
	6)	M.Phil.		PG Degree with 50% marks	

**TABLE - 2**  
**DEGREE/DIPLOMA/CERTIFICATE COURSES OFFERED BY VARIOUS UNIVERSITIES**  
**/BOARDS/INSITUTIONS UNDER DISTANCE EUDCAITON SYSTEM**

UNIVERSITY	S.No.	NAME OF THE PROGRAMME	DURATION (Yrs)	MINIMUM ACADEMIC QUALIFICATIONS	AGE (Yrs)
<b>MANONMANIAM SUNDARANAR UNIVERSITY (Ctd.)</b>	7)	MCA		Any Degree with maathematics in +2 and PGDCA	
	8)	PGDCA		Any Degree	
	9)	PGDMTE		Any Degree	
	10)	M.Sc ST & M		Any Degree	
	11)	PGD IT		Any Degree	
	12)	Diploma in Software Technology		10+2	

**TABLE - 3**

**ENROLMENT AND TEACHERS BY TYPE OF INSTITUTIONS**

S.No.	State/UT	ENROLMENT				NO. OF TEACHERS			
		1996-97		1997-98		1996-97		1997-98	
	UNIVERSITY	Girls	Total	Girls	Total	Female	Total	Female	Total
1	2	3	4	5	6	7	8	9	10
<b>1</b>	<b>ANDHRA PRADESH</b>								
i)	Sri Venkateswara Univ. Tirupati	1784	5513	1672	6440		5	1	9
ii)	Jawaharlal Nehru Techno-logical Univ. Hyderabad.	58	660	58	660	1	5	1	5
iii)	Osmania Univ. Hyderabad	11224	24870	14763	35605	0	1		2
iv)	Kakatia Univ. Warangal.	4369	11540	2798	7154	1	10	1	11
v)	Andhra University,	15111	46665	28471	45917	4	21	6	30
vi)	Dr. B.R. Ambedkar Open Univ. Hyderabad	N.A.	76850	18503	76850	13	55	13	55
vii)	CIEFL, Hyderabad	348	712	348	712				5
viii)	Univ. of Hyderabad			216	1087			0	0
	<b>Total (AP)</b>	<b>32894</b>	<b>166810</b>	<b>66829</b>	<b>174425</b>	<b>19</b>	<b>97</b>	<b>22</b>	<b>117</b>
<b>2</b>	<b>GUJARAT</b>								
i)	Ahmedabad	1689	6049	1886	5892				
ii)	Gujarat Vidyapeeth, Ahmedabad.	50	130	62	133	3	3	4	7
	<b>Total (Gujarat)</b>	<b>1739</b>	<b>6179</b>	<b>1948</b>	<b>6025</b>	<b>3</b>	<b>3</b>	<b>4</b>	<b>7</b>
<b>3</b>	<b>TAMIL NADU</b>								
i)	University of Madras	42724	92698	51083	115878	2	17	2	20
ii)	Annamalai University	76113	175108	87191	197068		95	15	88
iii)	Mother Teresa Women's University	35	35	120	120		31	3	3
iv)	Alagappa Univ. Karaikudi	-	635	NA	1591			-	-
v)	Madurai Kamaraj Univ. Madurai.	26225	68117	28411	77466	12	53	12	56
vi)	Bharthiar Univ. Coimbatore	2946	5866	1094	3286			-	-
vii)	Bharthidasan University, Tiruchirapalli	2610	5727	4582	10945	0	1	-	-
viii)	Manonmmaniam Sundranar Univ. Thirunelveli.				3254				
	<b>Total (Tamil Nadu)</b>	<b>150653</b>	<b>348186</b>	<b>172481</b>	<b>409608</b>	<b>14</b>	<b>197</b>	<b>32</b>	<b>167</b>
<b>4</b>	<b>KARNATAKA</b>								
i)	Karnataka State Open University, Mysore	4579	12140	NA	24890	17	52	NA	55
ii)	National Law School of Indian Univ. Bangalore		407	71	294		9	2	10
iii)	Bangalore University	2664	5620	2699	5853				
	<b>Total (Karnataka)</b>	<b>7243</b>	<b>18167</b>	<b>2770</b>	<b>31037</b>	<b>17</b>	<b>61</b>	<b>2</b>	<b>65</b>
<b>5</b>	<b>MAHARASHTRA</b>								
i)	SNDT Women's University Mumbai	8206	8206	5376	5376	2	2	1	3
ii)	Yashwant Rao Chavan Maharashtra O.U. Nasik	12437	43385	10085	31518	2	18	3	21
iii)	Univ. of Bombay, Mumbai	9398	19155	11140	21567			-	-

Distance Education in India - 1997-98



**TABLE - 3**

**ENROLMENT AND TEACHERS BY TYPE OF INSTITUTIONS**

S.No.	State/UT	ENROLMENT				NO. OF TEACHERS			
		1996-97		1997-98		1996-97		1997-98	
	UNIVERSITY	Girls	Total	Girls	Total	Female	Total	Female	Total
1	2	3	4	5	6	7	8	9	10
iv)	International Institute of Popu. Sciences, Mumbai	9	35	3	67			NA	3
v)	Shivaji Univ. Kolhapur			3	17			2	4
vi)	TMV Univ. Pune.			1334	3813			13	17
	<b>Total (Maharashtra)</b>	<b>30050</b>	<b>70781</b>	<b>27941</b>	<b>62358</b>	<b>4</b>	<b>20</b>	<b>19</b>	<b>48</b>
<b>6</b>	<b>MADHYA PRADESH</b>								
i)	Jiwaji University, Gwalior	0	4603	10	4887	0	11	-	11
ii)	Barkatullah Univ. Bhopal	203	728	112	292	8	9	8	10
iii)	Makhanlal Chaturvedi Rashtriya Patrakarita Vishwa-Vidyalaya, Bhopal	0	524	-	-	0	18		
iv)	M.G. Gramoday Vishwa-Vidyalaya, Satna	1881	3761	-	-				
v)	Guru Ghasidas University, Bilaspur	21	172	NA	1603	2	6	4	16
vi)	APS Univ., Rewa	-	-	32	174			-	-
vii)	M.P.Bhoj (Open) Univ.			1204	6597				25
viii)	Dr. H.S.Gour Vishwa-vidyalaya, Sagar	-	-	282	980				5
	<b>Total (Madhya Pradesh)</b>	<b>2105</b>	<b>9788</b>	<b>1640</b>	<b>14533</b>	<b>10</b>	<b>44</b>	<b>12</b>	<b>67</b>
<b>7</b>	<b>HIMACHAL PRADESH</b>								
i)	Himachal Pradesh Univ. Shimla	10190	24320	13062	29655	12	41	13	42
	<b>Total (H.P.)</b>	<b>10190</b>	<b>24320</b>	<b>13062</b>	<b>29655</b>	<b>12</b>	<b>41</b>	<b>13</b>	<b>42</b>
<b>8</b>	<b>ORISSA</b>								
i)	Berhampur University, Berhampur	203	758	203	758	2	5	2	5
ii)	Utkal Univ. Bhubaneshwar	1677	5246	-	2390	1	16	-	18
	<b>Total (Orissa)</b>	<b>1880</b>	<b>6004</b>	<b>203</b>	<b>3148</b>	<b>3</b>	<b>21</b>	<b>2</b>	<b>23</b>
<b>9</b>	<b>HARYANA</b>								
i)	Maharshi Dayanand Univ. Rohtak	3398	7922	6612	13491	2	3	3	4
ii)	Kurukshetra University, Kurukshetra	6856	17578	8127	21903	6	12	6	12
	<b>Total (Haryana)</b>	<b>10254</b>	<b>25500</b>	<b>14739</b>	<b>35394</b>	<b>8</b>	<b>15</b>	<b>9</b>	<b>16</b>
<b>10</b>	<b>KERALA</b>								
i)	Univ. of Kerala, Trivendrum	1979	4221	1979	4221		45	3	20
ii)	Mahatma Gandhi Univ. Kottayam	298	980	398	1155			-	-
iii)	Univ. of Calicut, Calicut.	7246	17737	7797	19931			NA	45
	<b>Total (Kerala)</b>	<b>9523</b>	<b>22938</b>	<b>10174</b>	<b>25307</b>	<b>0</b>	<b>45</b>	<b>3</b>	<b>65</b>
<b>11</b>	<b>PUNJAB</b>								
i)	Punjabi Univ. Patiala	2819	8879	3222	9230	25	60	31	78
ii)	Panjab Univ. Chandigarh	5389	14790	6202	17530	28	72	29	75
	<b>Total (Punjab)</b>	<b>8208</b>	<b>23669</b>	<b>9424</b>	<b>26760</b>	<b>53</b>	<b>132</b>	<b>60</b>	<b>153</b>

**TABLE - 3**

**ENROLMENT AND TEACHERS BY TYPE OF INSTITUTIONS**

S.No.	State/UT	ENROLMENT				NO. OF TEACHERS			
		1996-97		1997-98		1996-97		1997-98	
	UNIVERSITY	Girls	Total	Girls	Total	Female	Total	Female	Total
1	2	3	4	5	6	7	8	9	10
<b>12</b>	<b>BIHAR</b>								
i)	Nalanda Open Univ. Patna	20	35	NA	697		4	-	4
ii)	Patna University	794	3430	1658	7687	2	22	3	25
	<b>Total (Bihar)</b>	<b>814</b>	<b>3465</b>	<b>1658</b>	<b>8384</b>	<b>2</b>	<b>26</b>	<b>3</b>	<b>29</b>
<b>13</b>	<b>DELHI</b>								
i)	IGNOU, Maidan Garhi	34444	150941	40619	164023	76	240	72	244
ii)	Patrachar Vidyalyaya, Delhi	3952	17579	5687	21402	8	29	8	27
iii)	NOS, New Delhi	29384	85803	36252	110066			#	203
iv)	Jamia Milia Islamia, N.D.	270	1414	204	858			-	-
v)	Univesity of Delhi	43613	94333	45131	100617			30	86
	<b>Total (Delhi)</b>	<b>111663</b>	<b>350070</b>	<b>127893</b>	<b>396966</b>	<b>84</b>	<b>269</b>	<b>110</b>	<b>560</b>
<b>14</b>	<b>JAMMU &amp; KASHMIR</b>								
i)	University of Kashmir	455	906	NA	1357	4	6	NA	NA
ii)	University of Jammu	3487	6405	NA	2626	3	10	3	11
	<b>Total (J&amp;K)</b>	<b>3942</b>	<b>7311</b>	<b>0</b>	<b>3983</b>	<b>7</b>	<b>16</b>	<b>3</b>	<b>11</b>
<b>15</b>	<b>UTTAR PRADESH</b>								
i)	Shri Charan Singh Univ. Meerut	0	17	377	1506		1		1
ii)	Allahabad University	0	18279	4535	28417	3	5	-	1
	<b>Total (U.P.)</b>	<b>0</b>	<b>18296</b>	<b>4912</b>	<b>29923</b>	<b>3</b>	<b>6</b>	<b>0</b>	<b>2</b>
<b>16</b>	<b>PONDICHERRY</b>								
i)	Pondicherry University.	0	7026	1953	9863	1	3	-	3
	<b>Total (Pondicherry)</b>	<b>0</b>	<b>7026</b>	<b>1953</b>	<b>9863</b>	<b>1</b>	<b>3</b>	<b>0</b>	<b>3</b>
<b>17</b>	<b>RAJASTHAN</b>								
i)	Kota Open Univ. Kota.		5547	24	5622			3	27
ii)	BIIT, Pilani	NA	NA	267	1725				125
iii)	JVBI, Ladnun	NA	NA	285	428			2	5
	<b>Total (Rajasthan)</b>		<b>5547</b>	<b>576</b>	<b>7775</b>	<b>0</b>	<b>0</b>	<b>5</b>	<b>157</b>
<b>18</b>	<b>WEST BENGAL</b>								
i)	Jadavpur Univ. WB	0		NA	173			-	-
	<b>Total (West Bengal)</b>	<b>0</b>	<b>0</b>	<b>0</b>	<b>173</b>	<b>0</b>	<b>0</b>	<b>0</b>	<b>0</b>
	<b>GRAND TOTAL</b>	<b>381158</b>	<b>1114057</b>	<b>458203</b>	<b>1275317</b>	<b>240</b>	<b>996</b>	<b>299</b>	<b>1532</b>
									# NOS Part time teachers

TABLE - 4

## GENERAL EDUCATION

S.No.	PARTICULARS	1996-97			1997-98		
		BOYS	GIRLS	TOTAL	BOYS	GIRLS	TOTAL
<b>(A) Ph.D COURSES</b>							
1	ARTS	81	37	118	27	23	50
2	SCIENCE	1	0	1	2	1	3
3	COMMERCE	14	3	17	18	5	23
	<b>Sub-Total</b>	<b>96</b>	<b>40</b>	<b>136</b>	<b>47</b>	<b>29</b>	<b>76</b>
<b>(B) POST GRADUATE DEGREES (II DEGREE)</b>							
4	ARTS	83499	64128	148201	99828	72366	172194
5	SCIENCE	11396	8173	19569	12034	8546	20580
6	COMMERCE	19885	16098	35983	28343	21353	49696
7	M.Phil.	2829	1990	4819	2894	2179	5073
	<b>Sub-Total</b>	<b>117609</b>	<b>90389</b>	<b>208572</b>	<b>143099</b>	<b>104444</b>	<b>247543</b>
<b>(C) IST DEGREE</b>							
8	ARTS	230045	149460	382122	258680	166317	424997
9	SCIENCE	10763	7019	17782	12691	6451	19142
10	COMMERCE	82230	52208	134534	95105	65786	160891
	<b>Sub-Total</b>	<b>323038</b>	<b>208687</b>	<b>534438</b>	<b>366476</b>	<b>238554</b>	<b>605030</b>
<b>(D) INTERMEDIATE COURSES</b>							
11	ARTS	647	148	795	1054	420	1474
12	SCIENCE	76	13	89	83	27	110
13	COMMERCE	665	42	707	1036	99	1135
	<b>Sub-Total</b>	<b>1388</b>	<b>203</b>	<b>1591</b>	<b>2173</b>	<b>546</b>	<b>2719</b>
<b>(E) HIGHER SECONDARY</b>							
XII CLASS							
14	ARTS	24888	10436	35324	29821	13466	43287
15	SCIENCE	409	73	482	786	96	882
16	COMMERCE	943	120	1063	1099	155	1254
	<b>Sub-Total</b>	<b>26240</b>	<b>10629</b>	<b>36869</b>	<b>31706</b>	<b>13717</b>	<b>45423</b>
<b>(F) MATRICULATION</b>							
17	X CLASS	42615	22534	65149	53384	25646	79030
18	Foundation Course/ Urdu Course	1376	498	1874	978	134	1112
	<b>Sub-Total</b>	<b>43991</b>	<b>23032</b>	<b>67023</b>	<b>54362</b>	<b>25780</b>	<b>80142</b>
	<b>GRAND TOTAL</b>	<b>512362</b>	<b>332980</b>	<b>848629</b>	<b>597863</b>	<b>383070</b>	<b>980933</b>

PROFESSIONAL COURSES					TABLE - 4A		
(a) II DEGREE							
S.No.	PROGRAMME	1996-97			1997-98		
		BOYS	GIRLS	TOTAL	BOYS	GIRLS	TOTAL
1	LLM	1391	277	1668	1192	266	1458
2	M.Ed.	7766	6603	14991	11676	9452	21128
3	MBA	58059	13205	71264	53410	8740	62150
4	MTM	253	140	393	370	165	535
5	JOURNALISM	450	202	652	480	216	696
6	M.Lib. Sc.	1404	592	1996	911	638	1549
7	MBM	580	258	838	646	387	1033
8	MCA	4873	1602	6475	13012	3134	16146
9	MPEd	42	4	46	30	9	39
10	MFC/MFM	2392	743	3135	2160	971	3131
11	MADE	16	5	21	39	13	52
12	MCSMM	1532	126	1658	174	10	184
13	MEE	386	0	386	0		
14	MPC	9	0	9	0		
15	MEC	10	0	10	0		
16	MS/ME				695	138	833
17	MACCE				15	0	15
18	MWS				37	0	37
19	MBL				205	63	268
20	MPS				64	3	67
21	MLS				636	319	955
22	MMM				1247	132	1379
23	MFT				810	83	893
24	MIM				8	0	8
25	MCS				462	0	462
	<b>Sub-Total</b>	<b>79163</b>	<b>23757</b>	<b>103542</b>	<b>88279</b>	<b>24739</b>	<b>113018</b>
(b) I DEGREE							
26	LLB	217	29	246	0	0	0
27	B.Ed.	12770	8312	21082	11541	3446	14987
28	B.Tech.	602	58	660	1333	159	1492
29	BCA	10542	3112	13654	18513	2844	21357
30	BJMC	71	10	284	376	24	400
31	B.Lib. Sc.	3023	1620	4643	3726	2606	6332
32	BAL	418	73	491	264	50	314
33	BBA	20135	6408	26543	27350	7968	35318
34	BGL	786	177	963	623	182	805
35	BPR	228	0	228	228	0	228
36	BEE	119	0	119	0	0	0
37	B.Sc. (Nursing)	21	999	1020	100	1003	1103
38	BTS	1467	434	1901	1817	567	2384
39	RCS	39	0	39	27	23	50
40	IBM				957	1182	2139
41	BSMVS				0	0	0
42	B.H.Sc				182	7	189
	<b>Sub-Total</b>	<b>50438</b>	<b>21232</b>	<b>71873</b>	<b>67037</b>	<b>20061</b>	<b>87098</b>

S.No.	PROGRAMME	1996-97			1997-98		
		BOYS	GIRLS	TOTAL	BOYS	GIRLS	TOTAL
<b>(c) PG DIPLOMA - II DEGREE</b>							
43	PGDCA	1727	331	2058	3041	1065	4106
44	PGCTE	246	236	482	245	261	506
45	PGDTE	102	68	170	102	68	170
46	PGD(Edn.)	81	148	229	6	1	7
47	PGDPA	9	0	9	0	0	0
48	PGDIRM	815	130	945	863	295	1158
49	PGD/JMC	1349	351	1700	1224	358	1582
50	PGDM	41	17	58	429	21	450
51	PG Coop. & Rural Studies	90	20	110	85	24	109
52	PGD Trans.	7	3	10	48	22	70
53	PGD (Environ. Studies)	120	10	130	264	68	332
54	GDBA/PGDBM	2291	457	2748	2069	465	2534
55	PGDMM	1912	171	2132	810	52	862
56	PGDPM	2523	602	3133	1797	573	2370
57	PGD Tax law	79	19	98	13	3	16
58	PGD Labour Law	156	40	196	5	4	9
59	PGD Hindi Translation	6	5	11	6	7	13
60	Diploma Ling.	8	0	8	0	0	0
61	PGD Func. Studies	15	5	20	0	0	0
62	PGDHE	254	78	332	208	171	379
63	PGDDE	269	79	348	204	117	321
64	PGDRD	1156	342	1498	1048	423	1471
65	PGD Coop Management	444	122	566	893	307	1200
66	DFM	568	183	792	661	163	824
67	PGDMTHM	148	23	171	0		
68	PGD Material Management	1250	44	1294	657	19	676
69	PGD Advert.	53	36	89	38	14	52
70	PGDPR	171	130	301	97	79	176
71	PGD Guidance & Counselling	102	106	208	88	109	197
72	PGD Tours & Travels	178	0	178	223	57	280
73	PGDPA	10	1	11	376	73	449
74	PGDIR	4	0	4	0		
75	PGD DHFNPE	46	29	75	0		
76	Diploma in Statistics	34	11	45	4	3	7
77	PGDRM	37	7	44	31	0	31
78	PGD (English)	65	30	95	71	38	109
79	PGD (Social Work)	26	2	28	6	0	6
80	PGD (HRD)	224	0	255	593	227	820
81	PGD (International Business)	317	0	317	286	49	335
82	Operations Res.	133	0	133	166	18	184

S.No.	PROGRAMME	1996-97			1997-98		
		BOYS	GIRLS	TOTAL	BOYS	GIRLS	TOTAL
83	Banking & Finance	116	44	160	41	27	68
84	PGDBF	244	0	244	265	20	285
85	PGDWMM	95	0	95	95	0	95
86	PGDDI			7	9	0	9
87	PGDCSM			5	22	0	22
88	PGDFC			3	11	0	11
89	PGDIM			435	6	0	6
90	PGDSM			6	0	0	0
91	PGDCM&IA			3	6	0	6
92	PGDIW&WWT			11	39	0	39
93	PGDTA			2	106	38	144
94	PGD Lib Sc.				265	664	929
95	PGD VWO				29	16	45
96	PGD Maths				194	83	277
97	PGD Appd. Herbal Med.				0	6	6
98	PGDE				14	8	22
99	PGDMA				49	26	75
100	PGDCTD				340	25	365
101	PGDPE				64	5	69
102	PGDPM&LL				44	0	44
103	PGD Mkt. Mg.				1131	131	1262
104	PGD Sports Mg				19	0	19
105	PGDH				27	5	32
106	PGD FS				4	2	6
107	PGD CL				5	7	12
108	PGD TMT				31	0	31
109	PGD Sch. Mgt.				44	12	56
110	PGDP&PM				262	45	307
111	PGDEE&M				135	72	207
112	PGDHM				40	0	40
113	PGDMTE				19	0	19
114	PDGHR				107	19	126
	<b>Sub-Total</b>	<b>17521</b>	<b>3880</b>	<b>22002</b>	<b>20080</b>	<b>6365</b>	<b>26445</b>
<b>(d) PROFESSIONAL EDUCATION - IST DEGREE &amp; ABOVE</b>							
115	DCT	215	19	234			
116	DCM	220	11	231	121	8	129
117	DICPIC	332	23	355	246	8	254
118	DST	104	9	113	48	4	52
119	DFT	58	12	70	51	5	56
120	labour Administration	379	55	434	417	90	507
121	Taxation	73	12	85	163	33	196
122	DCE	393	116	509	302	268	570
123	DCH	160	47	207	154	112	266
124	CCP			38	38	0	38
125	DCO	6035	1784	7856	4783	2975	7758
126	CIC	15828	4679	20507	13705	8903	22608
127	CTE	343	101	444	131	306	437
128	DNHE	696	206	943	385	640	1025

S.No.	PROGRAMME	1996-97			1997-98		
		BOYS	GIRLS	TOTAL	BOYS	GIRLS	TOTAL
129	CNCE	103	31	134	14	94	108
130	DECE	262	78	340	79	421	500
131	ANC	0	1	1	0		
132	ACC	0	3	3	0		
133	ADCM	1536	454	1990	753	64	817
134	ADNRE	192	49	241	0		
135	ADTS				24	8	32
136	CTS	442	131	573	157	121	278
137	DTS	1018	300	1318	516	372	888
138	JOURNALISM	162	30	192	0		
139	KANNADA	47	28	75	0		
140	Diploma Lib. Sc.	45	236	847	593	31	624
141	Production Management	397	17	414	231	11	242
142	Maintenance Management	358	2	360	248	3	251
143	DIS	297	1	298	407	3	410
144	Ind. Hygiene	116	24	140	83	31	114
145	Ind. Pollution Control	233	29	262	206	26	232
146	Energy Tech.	66	8	74	44	2	46
147	THM			68	0	0	0
148	Labour Laws			103	153	13	166
149	DPHM				44	14	58
150	DSPT				18	2	20
151	DDF				4	0	4
152	DBB				36	2	38
153	CES				538	288	826
154	DHF WPE				47	77	124
155	DM				0	0	0
156	DSTAT				28	25	53
157	BPP				7895	2497	10392
158	DSS				42	21	63
159	DRAC				126	1	127
160	DHN				29	5	34
161	DMT				5	0	5
	<b>Sub-Total</b>	<b>30110</b>	<b>8496</b>	<b>39459</b>	<b>32864</b>	<b>17484</b>	<b>50348</b>
<b>(e) DIPLOMA - UNDERGRADUATE LEVEL</b>							
	<b>COMPUTER</b>						
162	-Basic	2716	1436	4152			
163	-Word Processing	1740	906	2646			
164	-PCA Data Base	1061	568	1629	50	14	64
165	-Spread Sheet	598	215	813			
166	Journalism	449	56	505			
167	Vocational	1033	21	1054	30	0	30
168	Gardening	1147	125	1272	0		
169	C. Lib. Sc.	1134	742	1876	2062	1792	3854
170	HNFLN	0	33	33			
171	Astrology	385	313	698			
172	CAT	243	0	243	211	0	211
173	Offset Pringing	75	4	79	89	3	92
174	Binding & Finishing	7	4	11	6	1	7
175	Office Management	52	21	73	83	23	106
176	Diploma Divinity	39	15	54	29	13	42

S.No.	PROGRAMME	1996-97			1997-98		
		BOYS	GIRLS	TOTAL	BOYS	GIRLS	TOTAL
177	Gyani	43	5	48	12	18	30
178	Fruit Production	904	46	950			
179	Vegetable Production	379	7	386			
180	Floriculture	299	11	310			
181	Computer Operator	828	393	1221			
182	Computer in Office	155	81	236			
183	CIG	398	117	515	122	245	367
184	CFN	92	1322	1433	263	608	871
185	DCA				346	0	346
186	Pbi. Praveshika(CPP)				12	18	30
187	BRTM				100	0	100
188	BDT				0	7	7
189	IYE				0	1	1
190	DSM				13	0	13
191	DTHM				68	0	68
	<b>Sub-Total</b>	<b>13777</b>	<b>6441</b>	<b>20237</b>	<b>3496</b>	<b>2743</b>	<b>6239</b>
<b>(f) PROFESSIONAL COURSES - POST MATRIC</b>							
192	DGE	128	16	144			
193	DAE	74	15	89			
194	Introd. Course	400	71	471	281	227	508
195	Pre-Foundation Course	280	123	403	359	139	498
196	Foundation Course	287	146	433	182	115	297
197	D.Lib. Sc.	21	5	26	0	2	2
198	BPP				1689	621	2310
199	Dip (Kannada)				44	50	94
200	Dip (French)				23	7	30
201	Dip (Jaapanese)				16	5	21
202	Dip (German)				13	3	16
203	Dip. EE				1110	111	1221
204	Dip. (Italian)				5	1	6
	<b>Sub-Total</b>	<b>1190</b>	<b>376</b>	<b>1566</b>	<b>3722</b>	<b>1281</b>	<b>5003</b>
<b>(g) PROFESSIONAL COURSES - SCHOOL LEVEL</b>							
205	CPFN	401	20	421	405	0	405
206	CPMC	30	0	30	30	0	30
207	CC Urdu	17	3	20	673	204	877
208	CC (English)	10	1	11	63	0	63
209	CC (Home Management)	79	0	79			
210	CC in Syriac Language	47	0	47			
211	C. Lib. Sc.	25	24	49	0	0	0
212	C. Kannada	31	17	48			
213	Gandhian Tht.				14	0	14
214	CCBC				1	449	450
215	CMLT				173	0	173
216	CCP				68	0	68
217	CCREA				951	299	1250
218	CCRRTV				425	3	428
219	CCDTM				65	1386	1451
220	CCLA				29	33	62
221	CCRA				595	0	595
222	CCJS				223	128	351
	<b>Sub-Total</b>	<b>640</b>	<b>65</b>	<b>705</b>	<b>3715</b>	<b>2502</b>	<b>6217</b>
	<b>GRAND TOTAL</b>	<b>192839</b>	<b>64247</b>	<b>259384</b>	<b>219193</b>	<b>75175</b>	<b>294368</b>
Note: Boys-Girls Break-up is not made available by some Universities.							

Distance Education in India - 1997-98



**TABLE - 5**  
**NUMBER OF STUDENTS RECEIVING GENERAL EDUCATION (COLLEGIATE)**  
**A. Ph.D/D.Sc/D.Phil (1996-97)**

S.No.	STATE/UT/ UNIVERSITY	ARTS		SCIENCE		COMMERCE		TOTAL		
		Total	Girls	Total	Girls	Total	Girls	Boys	Girls	Total
1	2	3	4	5	6	7	8	9	10	11
1	<b>KARNATAKA</b>									
	i) Univ. of Kannada	17	0					17	0	17
2	<b>MAHARASHTRA</b>									
	i) YCMOU, Nasik	24	8					16	8	24
3	<b>TAMIL NADU</b>									
	i) Univ. of Madras	77	29	1	0	17	3	63	32	95
	<b>TOTAL:</b>	<b>118</b>	<b>37</b>	<b>1</b>	<b>0</b>	<b>17</b>	<b>3</b>	<b>96</b>	<b>40</b>	<b>136</b>

**TABLE - 5A**  
**NUMBER OF STUDENTS RECEIVING GENERAL EDUCATION (COLLEGIATE)**  
**A. Ph.D/D.Sc/D.Phil (1997-98)**

S.No.	STATE/UT/ UNIVERSITY	ARTS		SCIENCE		COMMERCE		TOTAL		
		Total	Girls	Total	Girls	Total	Girls	Boys	Girls	Total
1	2	3	4	5	6	7	8	9	10	11
1	<b>KARNATAKA</b>									
	i) Univ. of Kannada									
	<i>Total (Karnataka)</i>	<i>0</i>	<i>0</i>	<i>0</i>	<i>0</i>	<i>0</i>	<i>0</i>	<i>0</i>	<i>0</i>	<i>0</i>
2	<b>MAHARASHTRA</b>									
	i) YCMOU, Nasik									
	<i>Total (Maharashtra)</i>	<i>0</i>	<i>0</i>	<i>0</i>	<i>0</i>	<i>0</i>	<i>0</i>	<i>0</i>	<i>0</i>	<i>0</i>
3	<b>TAMIL NADU</b>									
	i) Univ. of Madras									
	<i>Total (Tamil Nadu)</i>	<i>0</i>	<i>0</i>	<i>0</i>	<i>0</i>	<i>0</i>	<i>0</i>	<i>0</i>	<i>0</i>	<i>0</i>
4	<b>PUNJAB</b>									
	i) Punjabi Univ. Patiala					15	5	10	5	15
	<i>Total (Punjab)</i>	<i>0</i>	<i>0</i>	<i>0</i>	<i>0</i>	<i>15</i>	<i>5</i>	<i>10</i>	<i>5</i>	<i>15</i>
5	<b>RAJASTHAN</b>									
	i) Kota Univ.	50	23	3	1	8	-	37	24	61
	<i>Total (Rajasthan)</i>	<i>50</i>	<i>23</i>	<i>3</i>	<i>1</i>	<i>8</i>	<i>0</i>	<i>37</i>	<i>24</i>	<i>61</i>
	<b>GRAND TOTAL:</b>	<b>50</b>	<b>23</b>	<b>3</b>	<b>1</b>	<b>23</b>	<b>5</b>	<b>47</b>	<b>29</b>	<b>76</b>

<b>TABLE - 6</b>									
<b>NUMBER OF STUDENTS RECEIVING GENERAL EDUCATION (COLLEGIATE</b>									
<b>B: POST GRADUATE COURSES</b>									
S.No.	STATE/UT/ UNIVERSITY	M.A. (96-97)				M.A. (97-98)			
		1st Year		IInd Year		1st Year		IInd Year	
		Total	Girls	Total	Girls	Total	Girls	Total	Girls
1	2	3	4	5	6	7	8	9	10
<b>1</b>	<b>ANDHRA PRADESH</b>								
i)	CIEFL, Hyderabad								
ii)	Sri Venkateshwara Univ	1106	360	781	250	1107	360	781	250
iii)	Andhra Univ.	1525	702	1320	436	3764	1815		
iv)	Osmania Univ	5102	2389	2471	1330	7309	3101	5102	2389
v)	Dr. BRA OU Hyd.	1942	NA	1319	NA	1942	NA	1319	@
vi)	Univ. of Kakatia	1829	741	1112	423	2433	971	NA	NA
	<b>Total (Andhra Pradesh)</b>	<b>11504</b>	<b>4192</b>	<b>7003</b>	<b>2439</b>	<b>16555</b>	<b>6247</b>	<b>7202</b>	<b>2639</b>
<b>2</b>	<b>BIHAR</b>								
i)	Nalanda Univ.					117			
	<b>Total (Bihar)</b>	<b>0</b>	<b>0</b>	<b>0</b>	<b>0</b>	<b>117</b>	<b>0</b>	<b>0</b>	<b>0</b>
<b>3</b>	<b>GUJARAT</b>								
i)	Gujarat Vidyapeeth	51	10	34	7	51	10	34	7
	<b>Total (Gujarat)</b>	<b>51</b>	<b>10</b>	<b>34</b>	<b>7</b>	<b>51</b>	<b>10</b>	<b>34</b>	<b>7</b>
<b>4</b>	<b>HARYANA</b>								
i)	MDU, Rohtak	3956	1736			4143	2235	2124	1230
ii)	Univ. of Kurukshetra	6231	3404	1512	882	5739	2559	3789	2352
	<b>Total (Haryana)</b>	<b>10187</b>	<b>5140</b>	<b>1512</b>	<b>882</b>	<b>9882</b>	<b>4794</b>	<b>5913</b>	<b>3582</b>
<b>5</b>	<b>HIMACHAL PRADESH</b>								
i)	Univ. of HP	5620	2683	2590	1101	7666	3575	3449	1590
	<b>Total (H.P.)</b>	<b>5620</b>	<b>2683</b>	<b>2590</b>	<b>1101</b>	<b>7666</b>	<b>3575</b>	<b>3449</b>	<b>1590</b>
<b>6</b>	<b>JAMMU &amp; KASHMIR</b>								
i)	Univ. of Jammu								
ii)	Univ. of Kashmir	45	10			51	NA		
	<b>Total (J&amp;K)</b>	<b>45</b>	<b>10</b>	<b>0</b>	<b>0</b>	<b>51</b>	<b>0</b>	<b>0</b>	<b>0</b>
<b>7</b>	<b>KARNATAKA</b>								
i)	Univ. of Kannada								
ii)	Karnataka Open Univ.	5880	2116			7214		3220	
iii)	Bangalore University	1779	794			992	409	533	272
	<b>Total (Karnataka)</b>	<b>7659</b>	<b>2910</b>	<b>0</b>	<b>0</b>	<b>8206</b>	<b>409</b>	<b>3753</b>	<b>272</b>
<b>8</b>	<b>KERALA</b>								
i)	Univ of Mahatma Gandhi	245	126			116	68	119	56
ii)	Instt. Of Distance Edu. Univ. of Kerala.	1692	817	816	432	1692	817	816	432
iii)	Univ. of Calicut	1724	961	1161	622	1894	1104	1156	677
	<b>Total (Kerala)</b>	<b>3661</b>	<b>1904</b>	<b>1977</b>	<b>1054</b>	<b>3702</b>	<b>1989</b>	<b>2091</b>	<b>1165</b>
<b>9</b>	<b>MAHARASHTRA</b>								
i)	Intern. Insti. of Pop Sc.	35	9						
ii)	YCMOU, Nasik	65	14						
iii)	Univ. of Mumbai	2289	1190	990	465	2341	1605	1023	756
iv)	SNDT	723	723	621	621	393	393	309	309
	<b>Total (Maharashtra)</b>	<b>3112</b>	<b>1936</b>	<b>1611</b>	<b>1086</b>	<b>2734</b>	<b>1998</b>	<b>1332</b>	<b>1065</b>

**TABLE - 6**  
**NUMBER OF STUDENTS RECEIVING GENERAL EDUCATION (COLLEGIAT**  
**B: POST GRADUATE COURSES**

S.No.	STATE/UT/ UNIVERSITY	M.Sc (96-97)				M.Sc (97-98)			
		1st Year		IInd Year		1st Year		IInd Year	
		Total	Girls	Total	Girls	Total	Girls	Total	Girls
1	2	11	12	13	14	15	16	17	18
<b>1</b>	<b>ANDHRA PRADESH</b>								
	i) CIEFL, Hyderabad								
	ii) Sri Venkateshwara Univ	475	105	258	55	475	105	258	55
	iii) Andhra Univ.								
	iv) Osmania Univ	3324	988	2491	813	4061	1124	3326	988
	v) Dr. BRA OU Hyd.	750	NA	352	NA	750	NA	352	NA
	vi) Univ. of Kakatia	300	108	247	95	307	87	NA	NA
	<b>Total (Andhra Pradesh)</b>	<b>4849</b>	<b>1201</b>	<b>3348</b>	<b>963</b>	<b>5593</b>	<b>1316</b>	<b>3936</b>	<b>1043</b>
<b>2</b>	<b>BIHAR</b>								
	i) Nalanda Univ.								
	<b>Total (Bihar)</b>	<b>0</b>	<b>0</b>	<b>0</b>	<b>0</b>	<b>0</b>	<b>0</b>	<b>0</b>	<b>0</b>
<b>3</b>	<b>GUJARAT</b>								
	i) Gujarat Vidyapeeth								
	<b>Total (Gujarat)</b>	<b>0</b>	<b>0</b>	<b>0</b>	<b>0</b>	<b>0</b>	<b>0</b>	<b>0</b>	<b>0</b>
<b>4</b>	<b>HARYANA</b>								
	i) MDU, Rohtak					NA	NA	NA	NA
	ii) Univ. of Kurukshetra	622	322	168	81				
	<b>Total (Haryana)</b>	<b>622</b>	<b>322</b>	<b>168</b>	<b>81</b>	<b>0</b>	<b>0</b>	<b>0</b>	<b>0</b>
<b>5</b>	<b>HIMACHAL PRADESH</b>								
	i) Univ. of HP	2153	1000	780	380	2078	1275	660	235
	<b>Total (H.P.)</b>	<b>2153</b>	<b>1000</b>	<b>780</b>	<b>380</b>	<b>2078</b>	<b>1275</b>	<b>660</b>	<b>235</b>
<b>6</b>	<b>JAMMU &amp; KASHMIR</b>								
	i) Univ. of Jammu	-				-	-	-	-
	ii) Univ. of Kashmir					-	-	-	-
	<b>Total (J&amp;K)</b>	<b>0</b>	<b>0</b>	<b>0</b>	<b>0</b>	<b>0</b>	<b>0</b>	<b>0</b>	<b>0</b>
<b>7</b>	<b>KARNATAKA</b>								
	i) Univ. of Kannada								
	ii) Karnataka Open Univ.								
	iii) Bangalore University	150	85			117	52	40	25
	<b>Total (Karnataka)</b>	<b>150</b>	<b>85</b>	<b>0</b>	<b>0</b>	<b>117</b>	<b>52</b>	<b>40</b>	<b>25</b>
<b>8</b>	<b>KERALA</b>								
	i) Univ of Mahatma Gandhi	75	49			-	-	81	47
	ii) Instt. Of Distance Edu. Univ. of Kerala.	173	75	52	25	173	75	52	25
	iii) Univ. of Calicut								
	<b>Total (Kerala)</b>	<b>248</b>	<b>124</b>	<b>52</b>	<b>25</b>	<b>173</b>	<b>75</b>	<b>133</b>	<b>72</b>
<b>9</b>	<b>MAHARASHTRA</b>								
	i) Intern. Insti. of Pop Sc.								
	ii) YCMOU, Nasik	76	18						
	iii) Univ. of Mumbai	77	32	3	2	76	39	5	2
	iv) SNTD								
	<b>Total (Maharashtra)</b>	<b>153</b>	<b>50</b>	<b>3</b>	<b>2</b>	<b>76</b>	<b>39</b>	<b>5</b>	<b>2</b>

TABLE - 6									
NUMBER OF STUDENTS RECEIVING GENERAL EDUCATION (COLLEGIAT B: POST GRADUATE COURSES									
S.No.	STATE/UT/ UNIVERSITY	M.Com. (96-97)				M.Com. (97-98)			
		1st Year		IInd Year		1st Year		IInd Year	
		Total	Girls	Total	Girls	Total	Girls	Total	Girls
1	2	19	20	21	22	23	24	25	26
<b>1</b>	<b>ANDHRA PRADESH</b>								
	i) CIEFL, Hyderabad								
	ii) Sri Venkateshwara Univ	358	62	270	101	358	62	270	101
	iii) Andhra Univ.	350	140	300	120	1530	963	-	-
	iv) Osmania Univ	3678	1529	2200	1031	4593	1955	3689	1534
	v) Dr. BRA OU Hyd.								
	vi) Univ. of Kakatia	477	175	317	97	544	222	NA	NA
	<b>Total (Andhra Pradesh)</b>	<b>4863</b>	<b>1906</b>	<b>3087</b>	<b>1349</b>	<b>7025</b>	<b>3202</b>	<b>3959</b>	<b>1635</b>
<b>2</b>	<b>BIHAR</b>								
	i) Nalanda Univ.								
	<b>Total (Bihar)</b>	<b>0</b>	<b>0</b>	<b>0</b>	<b>0</b>	<b>0</b>	<b>0</b>	<b>0</b>	<b>0</b>
<b>3</b>	<b>GUJARAT</b>								
	i) Gujarat Vidyapeeth								
	<b>Total (Gujarat)</b>	<b>0</b>	<b>0</b>	<b>0</b>	<b>0</b>	<b>0</b>	<b>0</b>	<b>0</b>	<b>0</b>
<b>4</b>	<b>HARYANA</b>								
	i) MDU, Rohtak								
	ii) Univ. of Kurukshetra	304	160	148	88	418	229	168	104
	<b>Total (Haryana)</b>	<b>304</b>	<b>160</b>	<b>148</b>	<b>88</b>	<b>418</b>	<b>229</b>	<b>168</b>	<b>104</b>
<b>5</b>	<b>HIMACHAL PRADESH</b>								
	i) Univ. of HP	3609	1887	2153	938	4728	2188	2624	1337
	<b>Total (H.P.)</b>	<b>3609</b>	<b>1887</b>	<b>2153</b>	<b>938</b>	<b>4728</b>	<b>2188</b>	<b>2624</b>	<b>1337</b>
<b>6</b>	<b>JAMMU &amp; KASHMIR</b>								
	i) Univ. of Jammu	91	51	50	32	154	NA	55	NA
	ii) Univ. of Kashmir					-	-	-	-
	<b>Total (J&amp;K)</b>	<b>91</b>	<b>51</b>	<b>50</b>	<b>32</b>	<b>154</b>	<b>0</b>	<b>55</b>	<b>0</b>
<b>7</b>	<b>KARNATAKA</b>								
	i) Univ. of Kannada								
	ii) Karnataka Open Univ.	697	121			2300			
	iii) Bangalore University	409	167			233	122	149	74
	<b>Total (Karnataka)</b>	<b>1106</b>	<b>288</b>	<b>0</b>	<b>0</b>	<b>2533</b>	<b>122</b>	<b>149</b>	<b>74</b>
<b>8</b>	<b>KERALA</b>								
	i) Univ of Mahatma Gandhi					-	-	-	-
	ii) Instt. Of Distance Edu. Univ. of Kerala.	208	91	92	23	208	91	92	23
	iii) Univ. of Calicut	1100	335	660	325	1317	335	804	350
	<b>Total (Kerala)</b>	<b>1308</b>	<b>426</b>	<b>752</b>	<b>348</b>	<b>1525</b>	<b>426</b>	<b>896</b>	<b>373</b>
<b>9</b>	<b>MAHARASHTRA</b>								
	i) Intern. Insti. of Pop Sc.								
	ii) YCMOU, Nasik	13	3						
	iii) Univ. of Mumbai	2474	1341	839	546	3150	1782	1038	668
	iv) SNDT								
	<b>Total (Maharashtra)</b>	<b>2487</b>	<b>1344</b>	<b>839</b>	<b>546</b>	<b>3150</b>	<b>1782</b>	<b>1038</b>	<b>668</b>

TABLE - 6					
NUMBER OF STUDENTS RECEIVING GENERAL EDUCATION (COLLEGIATE)					
B: POST GRADUATE COURSES					
S.No.	STATE/UT/ UNIVERSITY	M.Phil (96-97)		M.Phil/Ph.D (97-98)	
		Total	Girls	Total	Girls
1	2	27	28	29	30
1	<b>ANDHRA PRADESH</b>				
i)	CIEFL, Hyderabad	36	19	36	19
ii)	Sri Venkateshwara Univ				
iii)	Andhra Univ.				
iv)	Osmania Univ				
v)	Dr. BRA OU Hyd.				
vi)	Univ. of Kakatia	55	11	52	12
	<b>Total (Andhra Pradesh)</b>	<b>91</b>	<b>30</b>	<b>88</b>	<b>31</b>
2	<b>BIHAR</b>				
i)	Nalanda Univ.				
	<b>Total (Bihar)</b>	<b>0</b>	<b>0</b>	<b>0</b>	<b>0</b>
3	<b>GUJARAT</b>				
i)	Gujarat Vidyapeeth	5	2	5	2
	<b>Total (Gujarat)</b>	<b>5</b>	<b>2</b>	<b>5</b>	<b>2</b>
4	<b>HARYANA</b>				
i)	MDU, Rohtak			NA	NA
ii)	Univ. of Kurukshetra	321		731	336
	<b>Total (Haryana)</b>	<b>321</b>	<b>0</b>	<b>731</b>	<b>336</b>
5	<b>HIMACHAL PRADESH</b>				
i)	Univ. of HP			-	-
	<b>Total (H.P.)</b>	<b>0</b>	<b>0</b>	<b>0</b>	<b>0</b>
6	<b>JAMMU &amp; KASHMIR</b>				
i)	Univ. of Jammu			-	-
ii)	Univ. of Kashmir			-	-
	<b>Total (J&amp;K)</b>	<b>0</b>	<b>0</b>	<b>0</b>	<b>0</b>
7	<b>KARNATAKA</b>				
i)	Univ. of Kannada	12	2		
ii)	Karnataka Open Univ.				
iii)	Bangalore University				
	<b>Total (Karnataka)</b>	<b>12</b>	<b>2</b>	<b>0</b>	<b>0</b>
8	<b>KERALA</b>				
i)	Univ of Mahatma Gandhi			-	-
ii)	Instt. Of Distance Edu. Univ. of Kerala.			-	-
iii)	Univ. of Calicut			-	-
	<b>Total (Kerala)</b>	<b>0</b>	<b>0</b>	<b>0</b>	<b>0</b>
9	<b>MAHARASHTRA</b>				
i)	Intern. Insti. of Pop Sc.			67	3
ii)	YCMOU, Nasik	47	15		
iii)	Univ. of Mumbai				
iv)	SNDT				
	<b>Total (Maharashtra)</b>	<b>47</b>	<b>15</b>	<b>67</b>	<b>3</b>

TABLE - 6									
NUMBER OF STUDENTS RECEIVING GENERAL EDUCATION (COLLEGIATE									
B: POST GRADUATE COURSES									
S.No.	STATE/UT/ UNIVERSITY	M.A. (96-97)				M.A. (97-98)			
		Ist Year		IInd Year		Ist Year		IInd Year	
		Total	Girls	Total	Girls	Total	Girls	Total	Girls
1	2	3	4	5	6	7	8	9	10
<b>10</b>	<b>ORISSA</b>								
	i) Utkal University	189	76					620	
	<b>Total (Orissa)</b>	<b>189</b>	<b>76</b>	<b>0</b>	<b>0</b>	<b>0</b>	<b>0</b>	<b>620</b>	<b>0</b>
<b>11</b>	<b>PUNJAB</b>								
	i) Panjab Univ. Chandigarh	3266	1885	691	421	3578	1991	1245	761
	ii) Punjabi University, Patiala	1948	995	537	222	1670	782	838	446
	<b>Total (Punjab)</b>	<b>5214</b>	<b>2880</b>	<b>1228</b>	<b>643</b>	<b>5248</b>	<b>2773</b>	<b>2083</b>	<b>1207</b>
<b>12</b>	<b>RAJASTHAN</b>								
	i) Kota Open Univ. Kota.	574				574	NA	NA	NA
	ii) JVBI, Ladnun					121	77	63	46
	iii) BIIT, Pilani								
	<b>Total (Rajasthan)</b>	<b>574</b>	<b>0</b>	<b>0</b>	<b>0</b>	<b>695</b>	<b>77</b>	<b>63</b>	<b>46</b>
<b>13</b>	<b>TAMIL NADU</b>								
	i) Univ. of M. Kamaraja	8822	2814	8369	2671	9980	3182	8822	2814
	ii) Univ. of Alagapa	7		23			NA		NA
	iii) Univ. of Madras	5704	3358	4720	2645	6840	4186	5871	3437
	iv) Univ. of Mother Teresa	6	6	2	2	21	21	5	5
	v) Univ. of Annamalai	29527	12505	24341	9248	22764	9643	30561	12571
	vi) Bharidasan Univ.	229	139	163	93	375	233	233	142
	vii) Mano. Sundranar Univ.					406		329	
	<b>Total (Tamil Nadu)</b>	<b>44295</b>	<b>18822</b>	<b>37618</b>	<b>14659</b>	<b>40386</b>	<b>17265</b>	<b>45821</b>	<b>18969</b>
<b>14</b>	<b>UTTAR PRADESH</b>								
	i) Shri Charan Singh Univ. Meerut	8				636	177	419	138
	<b>Total (U.P.)</b>	<b>8</b>	<b>0</b>	<b>0</b>	<b>0</b>	<b>636</b>	<b>177</b>	<b>419</b>	<b>138</b>
<b>15</b>	<b>DELHI</b>								
	i) Univ. of Delhi	1761	1251	674	452	1991	1340	1098	809
	<b>Total (Delhi)</b>	<b>1761</b>	<b>1251</b>	<b>674</b>	<b>452</b>	<b>1991</b>	<b>1340</b>	<b>1098</b>	<b>809</b>
<b>16</b>	<b>PONDICHERRY</b>								
	i) Univ. of Pondicherry	383				396	223		
	<b>Total (Pondicherry)</b>	<b>383</b>	<b>0</b>	<b>0</b>	<b>0</b>	<b>396</b>	<b>223</b>	<b>0</b>	<b>0</b>
	<b>GRAND TOTAL</b>	<b>94263</b>	<b>41814</b>	<b>54247</b>	<b>22323</b>	<b>98316</b>	<b>40877</b>	<b>73878</b>	<b>31489</b>

@ Date relates to the year 1996-97

\* Break-up not given.

TABLE - 6

NUMBER OF STUDENTS RECEIVING GENERAL EDUCATION (COLLEGIAT  
B: POST GRADUATE COURSES

S.No.	STATE/UT/ UNIVERSITY	M.Sc (96-97)				M.Sc (97-98)			
		Ist Year		IInd Year		Ist Year		IInd Year	
		Total	Girls	Total	Girls	Total	Girls	Total	Girls
1	2	11	12	13	14	15	16	17	18
10	<b>ORISSA</b>								
	i) Utkal University								
	<b>Total (Orissa)</b>	0	0	0	0	0	0	0	0
11	<b>PUNJAB</b>								
	i) Panjab Univ. Chandigarh								
	ii) Punjabi University, Patiala								
	<b>Total (Punjab)</b>	0	0	0	0	0	0	0	0
12	<b>RAJASTHAN</b>								
	i) Kota Open Univ. Kota								
	ii) JVBI, Ladhun								
	iii) BIIT, Pilani								
	<b>Total (Rajasthan)</b>	0	0	0	0	0	0	0	0
13	<b>TAMIL NADU</b>								
	i) Univ. of M. Kamaraja	419	248	354	130	530	317	419	248
	ii) Univ. of Alagapa	7				10	N	30	NA
	iii) Univ. of Madras								
	iv) Univ. of Mother Teresa								
	v) Univ. of Annamalai	3461	1874	3023	1649	3228	1889	3399	1856
	vi) Bharidasan Univ.	63	39	53	29	89	67	64	40
	vii) Mano. Sundranar Univ.								
	<b>Total (Tamil Nadu)</b>	3950	2161	3430	1808	3857	2273	3912	2144
14	<b>UTTAR PRADESH</b>								
	i) Shri Charan Singh Univ. Meerut								
	<b>Total (U.P.)</b>	0	0	0	0	0	0	0	0
15	<b>DELHI</b>								
	i) Univ. of Delhi								
	<b>Total (Delhi)</b>	0	0	0	0	0	0	0	0
16	<b>PONDICHERRY</b>								
	i) Univ. of Pondicherry								
	<b>Total (Pondicherry)</b>	0	0	0	0	0	0	0	0
	<b>GRAND TOTAL</b>	12125	4943	7781	3259	11894	5030	8686	3521

<b>TABLE - 6</b>									
<b>NUMBER OF STUDENTS RECEIVING GENERAL EDUCATION (COLLEGIAT B: POST GRADUATE COURSES</b>									
S.No.	STATE/UT/ UNIVERSITY	M.Com. (96-97)				M.Com. (97-98)			
		1st Year		IInd Year		1st Year		IInd Year	
		Total	Girls	Total	Girls	Total	Girls	Total	Girls
1	2	19	20	21	22	23	24	25	26
<b>10</b>	<b>ORISSA</b>								
	i) Utkal University								
	<b>Total (Orissa)</b>	<b>0</b>	<b>0</b>	<b>0</b>	<b>0</b>	<b>0</b>	<b>0</b>	<b>0</b>	<b>0</b>
<b>11</b>	<b>PUNJAB</b>								
	i) Panjab Univ. Chandigarh								
	ii) Punjabi University, Patiala	140	98	120	91	212	147	108	81
	<b>Total (Punjab)</b>	<b>140</b>	<b>98</b>	<b>120</b>	<b>91</b>	<b>212</b>	<b>147</b>	<b>108</b>	<b>81</b>
<b>12</b>	<b>RAJASTHAN</b>								
	i) Kota Open Univ. Kota.								
	ii) JVBI, Ladnun								
	iii) BIIT, Pilani								
	<b>Total (Rajasthan)</b>	<b>0</b>	<b>0</b>	<b>0</b>	<b>0</b>	<b>0</b>	<b>0</b>	<b>0</b>	<b>0</b>
<b>13</b>	<b>TAMIL NADU</b>								
	i) Univ. of M. Kamaraja	1360	483	1317	543	1603	570	1360	483
	ii) Univ. of Alagapa	6		17		12	NA	26	NA
	iii) Univ. of Madras	1948	921	1727	810	2504	1253	1970	929
	iv) Univ. of Mother Teresa								
	v) Univ. of Annamalai	4324	1828	3863	1534	7413	2961	4820	2111
	vi) Bhartidasan Univ.	123	56	114	50	187	102	128	58
	vii) Mano. Sundranar Univ.					81		50	
	<b>Total (Tamil Nadu)</b>	<b>7761</b>	<b>3288</b>	<b>7038</b>	<b>2937</b>	<b>11800</b>	<b>4886</b>	<b>8354</b>	<b>3581</b>
<b>14</b>	<b>UTTAR PRADESH</b>								
	i) Shri Charan Singh Univ. Meerut								
	<b>Total (U.P.)</b>	<b>0</b>	<b>0</b>	<b>0</b>	<b>0</b>	<b>0</b>	<b>0</b>	<b>0</b>	<b>0</b>
<b>15</b>	<b>DELHI</b>								
	i) Univ. of Delhi	376	249	102	72	654	406	146	112
	<b>Total (Delhi)</b>	<b>376</b>	<b>249</b>	<b>102</b>	<b>72</b>	<b>654</b>	<b>406</b>	<b>146</b>	<b>112</b>
<b>16</b>	<b>PONDICHERRY</b>								
	i) Univ. of Pondicherry								
	<b>Total (Pondicherry)</b>	<b>0</b>	<b>0</b>	<b>0</b>	<b>0</b>	<b>0</b>	<b>0</b>	<b>0</b>	<b>0</b>
	<b>GRAND TOTAL</b>	<b>22045</b>	<b>9697</b>	<b>14289</b>	<b>6401</b>	<b>32199</b>	<b>13388</b>	<b>17497</b>	<b>7965</b>



TABLE - 6					
NUMBER OF STUDENTS RECEIVING GENERAL EDUCATION (COLLEGIATE)					
B: POST GRADUATE COURSES					
S.No.	STATE/UT/ UNIVERSITY	M.Phil (96-97)		M.Phil/Ph.D (97-98)	
		Total	Girls	Total	Girls
1	2	27	28	29	30
10	<b>ORISSA</b>				
	i) Utkal University				
	<b>Total (Orissa)</b>	<b>0</b>	<b>0</b>	<b>0</b>	<b>0</b>
11	<b>PUNJAB</b>				
	i) Panjab Univ. Chandigarh				
	ii) Punjabi University, Patiala				
	<b>Total (Punjab)</b>	<b>0</b>	<b>0</b>	<b>0</b>	<b>0</b>
12	<b>RAJASTHAN</b>				
	i) Kota Open Univ. Kota.				
	ii) JVBI, Ladhun				
	iii) BIIT, Pilani			60	28
	<b>Total (Rajasthan)</b>	<b>0</b>	<b>0</b>	<b>60</b>	<b>28</b>
13	<b>TAMIL NADU</b>				
	i) Univ. of M. Kamaraja	4320	1921	4064	1721
	ii) Univ. of Alagapa				
	iii) Univ. of Madras	4	1		
	iv) Univ. of Mother Teresa	19	19	58	58
	v) Univ. of Annamalai				
	vi) Bhartidasan Univ.				
	vii) Mano. Sundranar Univ.				
	<b>Total (Tamil Nadu)</b>	<b>4343</b>	<b>1941</b>	<b>4122</b>	<b>1779</b>
14	<b>UTTAR PRADESH</b>				
	i) Shri Charan Singh Univ. Meerut				
	<b>Total (U.P.)</b>	<b>0</b>	<b>0</b>	<b>0</b>	<b>0</b>
15	<b>DELHI</b>				
	i) Univ. of Delhi				
	<b>Total (Delhi)</b>	<b>0</b>	<b>0</b>	<b>0</b>	<b>0</b>
16	<b>PONDICHERY</b>				
	i) Univ. of Pondicherry				
	<b>Total (Pondicherry)</b>	<b>0</b>	<b>0</b>	<b>0</b>	<b>0</b>
	<b>GRAND TOTAL</b>	<b>4819</b>	<b>1990</b>	<b>5073</b>	<b>2179</b>

		TABLE - 7											
		NUMBER OF STUDENTS RECEIVING GENERAL EDUCATION (COLLEGIATE)											
		C. FIRST DEGREE (PASS & HONOURS)											
S.No.	STATE/UT/ UNIVERSITY	B.A. (96-97)						B.A. (97-98)					
		1st Year		2nd Year		3rd Year		1st Year		2nd Year		3rd Year	
		Total	Girls	Total	Girls	Total	Girls	Total	Girls	Total	Girls	Total	Girls
1	2	3	4	5	6	7	8	9	10	11	12	13	14
<b>1</b>	<b>ANDHRA PRADESH</b>												
i)	Venkateshwara Univ	608	70	258	65	106	72	608	70	258	65	106	72
ii)	Andhra Univ.	10000	3420	12000	3815	12500	3892	11075	6729	7960	4911	10915	6932
iii)	Dr. B.R. Ambedkar OU	40052	9869	21720	6143	6459	2491	40052	9869	21720	6143	6459	2491
iv)	Univ. of Osmania	1183	575	562	345	436	291	1540	698	1327	640	642	378
v)	Univ. of Kakatia	2733	1048	1758	709	1345	630	2484	1161				
	<b>Total (AP)</b>	<b>54576</b>	<b>14982</b>	<b>36298</b>	<b>11077</b>	<b>20846</b>	<b>7376</b>	<b>55759</b>	<b>18527</b>	<b>31265</b>	<b>11759</b>	<b>18122</b>	<b>9873</b>
<b>2</b>	<b>BIHAR</b>												
i)	Patna University	434	100	1039	284	750	150	3049	663	1410	336	468	225
	<b>Total (Bihar)</b>	<b>434</b>	<b>100</b>	<b>1039</b>	<b>284</b>	<b>750</b>	<b>150</b>	<b>3049</b>	<b>663</b>	<b>1410</b>	<b>336</b>	<b>468</b>	<b>225</b>
<b>3</b>	<b>GUJARAT</b>												
i)	Dr. B.R. Ambedkar OU Ahmedabad.							1122	394	491	184		
	<b>Total (Gujarat)</b>	<b>0</b>	<b>0</b>	<b>0</b>	<b>0</b>	<b>0</b>	<b>0</b>	<b>1122</b>	<b>394</b>	<b>491</b>	<b>184</b>	<b>0</b>	<b>0</b>
<b>4</b>	<b>HARYANA</b>												
i)	MDU, Rohtak	3207	1270	682	375			3250	1200	1954	821	595	242
ii)	Univ. of Kurukshetra	2834	379	1176	189	990	113	3059	411	1621	153	1178	143
	<b>Total (Haryana)</b>	<b>6041</b>	<b>1649</b>	<b>1858</b>	<b>564</b>	<b>990</b>	<b>113</b>	<b>6309</b>	<b>1611</b>	<b>3575</b>	<b>974</b>	<b>1773</b>	<b>385</b>
<b>5</b>	<b>HIMACHAL PRADESH</b>												
	Univ. of HP	1740	537	836	279	498	155	1780	500	580	154	590	110
i)	<b>Total (H.P.)</b>	<b>1740</b>	<b>537</b>	<b>836</b>	<b>279</b>	<b>498</b>	<b>155</b>	<b>1780</b>	<b>500</b>	<b>580</b>	<b>154</b>	<b>590</b>	<b>110</b>
<b>6</b>	<b>JAMMU &amp; KASHMIR</b>												
i)	Univ. of Jammu	309	150	100	58	48	25	572		254		177	
	<b>Total (J&amp;K)</b>	<b>309</b>	<b>150</b>	<b>100</b>	<b>58</b>	<b>48</b>	<b>25</b>	<b>572</b>	<b>0</b>	<b>254</b>	<b>0</b>	<b>177</b>	<b>0</b>
<b>7</b>	<b>KARNATAKA</b>												
i)	Bangalore Univ	1950	940					1191	529	552	220	447	190
ii)	Karnataka State OU	3170	1515					4611		2493		1536	
	<b>Total (Karnataka)</b>	<b>5120</b>	<b>2455</b>	<b>0</b>	<b>0</b>	<b>0</b>	<b>0</b>	<b>5802</b>	<b>529</b>	<b>3045</b>	<b>220</b>	<b>1983</b>	<b>190</b>
<b>8</b>	<b>KERALA</b>												
i)	Univ of Mahatma Gandhi	271	67							161	49	253	57
ii)	Instt. Of Distance Edu. Univ. of Kerala.	455	170	251	116	145	70	455	170	251	116	145	70
iii)	Univ. of Calicut	5448	2221	2649	1067	1798	755	4944	1977	3749	1499	1759	703
	<b>Total (Kerala)</b>	<b>6174</b>	<b>2458</b>	<b>2900</b>	<b>1183</b>	<b>1943</b>	<b>825</b>	<b>5399</b>	<b>2147</b>	<b>4161</b>	<b>1664</b>	<b>2157</b>	<b>830</b>
<b>9</b>	<b>MADHYA PRADESH</b>												
i)	Baraktulah Univ	111	19	63	17	64	26	6	1	37	11	38	11
ii)	M.P. Bhoj(Coen) Univ. Bhopal.							3597	828				
	<b>Total (M.P.)</b>	<b>111</b>	<b>19</b>	<b>63</b>	<b>17</b>	<b>64</b>	<b>26</b>	<b>3603</b>	<b>829</b>	<b>37</b>	<b>11</b>	<b>38</b>	<b>11</b>
<b>10</b>	<b>MAHARASHTRA</b>												
i)	YCMOU, Nasik	12307	3922	6685	1827	3620	1288	13592	4523	7261	2420	4565	1572
ii)	Univ. of Mumbai	2218	1173	1494	858	1238	760	2292	1266	1598	939	1377	816
iii)	SNDT	2600	2600	1344	1344	2521	2521	1691	1691	930	930	1661	1661
iv)	TMV Univ. Pune							1923	671	1119	404	771	259
	<b>Total (Maharashtra)</b>	<b>17125</b>	<b>7695</b>	<b>9523</b>	<b>4029</b>	<b>7379</b>	<b>4569</b>	<b>19498</b>	<b>8151</b>	<b>10908</b>	<b>4693</b>	<b>8374</b>	<b>4308</b>

TABLE - 7

**NUMBER OF STUDENTS RECEIVING GENERAL EDUCATION (COLLEGIATE)  
C. FIRST DEGREE (PASS & HONOURS)**

S.No.	STATE/UT/ UNIVERSITY	B.Sc (96-97)						B.Sc (97-98)					
		1st Year		2nd Year		3rd Year		1st Year		2nd Year		3rd Year	
		Total	Girls	Total	Girls	Total	Girls	Total	Girls	Total	Girls	Total	Girls
1	2	15	16	17	18	19	20	21	22	23	24	25	26
<b>1</b>	<b>ANDHRA PRADESH</b>												
	i) Venkateshwara Univ												
	ii) Andhra Univ.	175	64	150	42	175	68	164	38	136	24	89	14
	iii) Dr. B.R. Ambedkar OU												
	iv) Univ. of Osmania												
	v) Univ. of Kakatia												
	<b>Total (AP)</b>	<b>175</b>	<b>64</b>	<b>150</b>	<b>42</b>	<b>175</b>	<b>68</b>	<b>164</b>	<b>38</b>	<b>136</b>	<b>24</b>	<b>89</b>	<b>14</b>
<b>2</b>	<b>BIHAR</b>												
	i) Patna University												
	<b>Total (Bihar)</b>	<b>0</b>	<b>0</b>	<b>0</b>	<b>0</b>	<b>0</b>	<b>0</b>	<b>0</b>	<b>0</b>	<b>0</b>	<b>0</b>	<b>0</b>	<b>0</b>
<b>3</b>	<b>GUJARAT</b>												
	i) Dr. B.R. Ambedkar OU Ahmedabad.												
	<b>Total (Gujarat)</b>	<b>0</b>	<b>0</b>	<b>0</b>	<b>0</b>	<b>0</b>	<b>0</b>	<b>0</b>	<b>0</b>	<b>0</b>	<b>0</b>	<b>0</b>	<b>0</b>
<b>4</b>	<b>HARYANA</b>												
	i) MDU, Rohtak												
	ii) Univ. of Kurukshetra												
	<b>Total (Haryana)</b>	<b>0</b>	<b>0</b>	<b>0</b>	<b>0</b>	<b>0</b>	<b>0</b>	<b>0</b>	<b>0</b>	<b>0</b>	<b>0</b>	<b>0</b>	<b>0</b>
<b>5</b>	<b>HIMACHAL PRADESH</b>												
	Univ. of HP												
	<b>Total (H.P.)</b>	<b>0</b>	<b>0</b>	<b>0</b>	<b>0</b>	<b>0</b>	<b>0</b>	<b>0</b>	<b>0</b>	<b>0</b>	<b>0</b>	<b>0</b>	<b>0</b>
<b>6</b>	<b>JAMMU &amp; KASHMIR</b>												
	i) Univ. of Jammu												
	<b>Total (J&amp;K)</b>	<b>0</b>	<b>0</b>	<b>0</b>	<b>0</b>	<b>0</b>	<b>0</b>	<b>0</b>	<b>0</b>	<b>0</b>	<b>0</b>	<b>0</b>	<b>0</b>
<b>7</b>	<b>KARNATAKA</b>												
	i) Bangalore Univ												
	ii) Karnataka State OU												
	<b>Total (Karnataka)</b>	<b>0</b>	<b>0</b>	<b>0</b>	<b>0</b>	<b>0</b>	<b>0</b>	<b>0</b>	<b>0</b>	<b>0</b>	<b>0</b>	<b>0</b>	<b>0</b>
<b>8</b>	<b>KERALA</b>												
	i) Univ of Mahatma Gandhi												
	ii) Instt. Of Distance Edu. Univ. of Kerala.												
	iii) Univ. of Calicut												
	<b>Total (Kerala)</b>	<b>0</b>	<b>0</b>	<b>0</b>	<b>0</b>	<b>0</b>	<b>0</b>	<b>0</b>	<b>0</b>	<b>0</b>	<b>0</b>	<b>0</b>	<b>0</b>
<b>9</b>	<b>MADHYA PRADESH</b>												
	i) Barakulah Univ												
	M.P. Bhoj (Open) Univ. Bhopal.							1039	197				
	<b>Total (M.P.)</b>	<b>0</b>	<b>0</b>	<b>0</b>	<b>0</b>	<b>0</b>	<b>0</b>	<b>1039</b>	<b>197</b>	<b>0</b>	<b>0</b>	<b>0</b>	<b>0</b>
<b>10</b>	<b>MAHARASHTRA</b>												
	i) YCMOU, Nasik												
	ii) Univ. of Mumbai												
	iii) SNTD												
	iv) TMV Univ. Pune												
	<b>Total (Maharashtra)</b>	<b>0</b>	<b>0</b>	<b>0</b>	<b>0</b>	<b>0</b>	<b>0</b>	<b>0</b>	<b>0</b>	<b>0</b>	<b>0</b>	<b>0</b>	<b>0</b>

		TABLE - 7 NUMBER OF STUDENTS RECEIVING GENERAL EDUCATION (COLLEGIATE) C. FIRST DEGREE (PASS & HONOURS)											
S.No.	STATE/UT/ UNIVERSITY	B.Com. (96-97)						B.Com (97-98)					
		1st Year		2nd Year		3rd Year		1st Year		2nd Year		3rd Year	
		Total	Girls	Total	Girls	Total	Girls	Total	Girls	Total	Girls	Total	Girls
1	2	27	28	29	30	31	32	33	34	35	36	37	38
<b>1</b>	<b>ANDHRA PRADESH</b>												
i)	Venkateshwara Univ	211	30	103	30	69	15	211	30	103	30	69	15
ii)	Andhra Univ.	2500	750	2500	734	2000	600	4156	2963	2315	1624	2424	1822
iii)	Dr. B.R. Ambedkar OU												
iv)	Univ. of Osmania	1169	593	1105	635	1149	705	1125	527	1350	673	1264	673
v)	Univ. of Kakatia	231	70	128	23	61	28	322	108				
	<b>Total (AP)</b>	<b>4111</b>	<b>1443</b>	<b>3836</b>	<b>1422</b>	<b>3279</b>	<b>1348</b>	<b>5814</b>	<b>3628</b>	<b>3768</b>	<b>2327</b>	<b>3757</b>	<b>2510</b>
<b>2</b>	<b>BIHAR</b>												
i)	Patna University	215	50	414	105	267	53	716	52	506	38	250	25
	<b>Total (Bihar)</b>	<b>215</b>	<b>50</b>	<b>414</b>	<b>105</b>	<b>267</b>	<b>53</b>	<b>716</b>	<b>52</b>	<b>506</b>	<b>38</b>	<b>250</b>	<b>25</b>
<b>3</b>	<b>GUJARAT</b>												
i)	Dr. B.R. Ambedkar OU Ahmedabad.							503	114	111	31		
	<b>Total (Gujarat)</b>	<b>0</b>	<b>0</b>	<b>0</b>	<b>0</b>	<b>0</b>	<b>0</b>	<b>503</b>	<b>114</b>	<b>111</b>	<b>31</b>	<b>0</b>	<b>0</b>
<b>4</b>	<b>HARYANA</b>												
i)	MDU, Rohtak	77	17					103	80	39	13		
ii)	Univ. of Kurukshetra	333	49	210	19	132	24	332	49	215	24	217	15
	<b>Total (Haryana)</b>	<b>410</b>	<b>66</b>	<b>210</b>	<b>19</b>	<b>132</b>	<b>24</b>	<b>435</b>	<b>129</b>	<b>254</b>	<b>37</b>	<b>217</b>	<b>15</b>
<b>5</b>	<b>HIMACHAL PRADESH</b>												
i)	Univ. of HP	364	97					588	89	91	31		
	<b>Total (H.P.)</b>	<b>364</b>	<b>97</b>	<b>0</b>	<b>0</b>	<b>0</b>	<b>0</b>	<b>588</b>	<b>89</b>	<b>91</b>	<b>31</b>	<b>0</b>	<b>0</b>
<b>6</b>	<b>JAMMU &amp; KASHMIR</b>												
i)	Univ. of Jammu	114	21	73	28	51	23	120		70		70	
	<b>Total (J&amp;K)</b>	<b>114</b>	<b>21</b>	<b>73</b>	<b>28</b>	<b>51</b>	<b>23</b>	<b>120</b>	<b>0</b>	<b>70</b>	<b>0</b>	<b>70</b>	<b>0</b>
<b>7</b>	<b>KARNATAKA</b>												
i)	Bangalore Univ	674	401					234	107	331	199	265	162
ii)	Karnataka State OU	737	88					1108		457		82	
	<b>Total (Karnataka)</b>	<b>1411</b>	<b>489</b>	<b>0</b>	<b>0</b>	<b>0</b>	<b>0</b>	<b>1342</b>	<b>107</b>	<b>788</b>	<b>199</b>	<b>347</b>	<b>162</b>
<b>8</b>	<b>KERALA</b>												
i)	Univ of Mahatma Gandhi	23	9							23	9		
ii)	Instt. Of Distance Edu. Univ. of Kerala.	125	50	146	84	66	26	125	50	146	84	66	26
iii)	Univ. of Calicut	2089	658	670	151	388	125	1720	533	2033	447	485	150
	<b>Total (Kerala)</b>	<b>2237</b>	<b>717</b>	<b>816</b>	<b>235</b>	<b>454</b>	<b>151</b>	<b>1845</b>	<b>583</b>	<b>2202</b>	<b>540</b>	<b>551</b>	<b>176</b>
<b>9</b>	<b>MADHYA PRADESH</b>												
i)	Baraktulah Univ	29	5	22	4	7	1	5	1	11	4	14	3
ii)	M.P. Bhoj (Open) Univ. Bhopal.												
	<b>Total (M.P.)</b>	<b>29</b>	<b>5</b>	<b>22</b>	<b>4</b>	<b>7</b>	<b>1</b>	<b>5</b>	<b>1</b>	<b>11</b>	<b>4</b>	<b>14</b>	<b>3</b>
<b>10</b>	<b>MAHARASHTRA</b>												
i)	YCMOU, Nasik												
ii)	Univ. of Mumbai	3019	1165	2389	885	1654	749	3520	1303	2476	1012	2250	723
iii)	SNDT	198	198	97	97	102	102	191	191	87	87	106	106
iv)	TMV Univ. Pune												
	<b>Total (Maharashtra)</b>	<b>3217</b>	<b>1363</b>	<b>2486</b>	<b>982</b>	<b>1756</b>	<b>851</b>	<b>3711</b>	<b>1494</b>	<b>2563</b>	<b>1099</b>	<b>2356</b>	<b>829</b>

		<b>TABLE - 7</b>					
		NUMBER OF STUDENTS RECEIVING GENERAL EDUCATION (COLLEGIATE)					
		C. FIRST DEGREE (PASS & HONOURS)					
S.No.	STATE/UT/ UNIVERSITY	TOTAL (96-97)			TOTAL (97-98)		
		Boys	Girls	Total	Boys	Girls	Total
1	2	39	40	41	42	43	44
<b>1</b>	<b>ANDHRA PRADESH</b>						
i	Venkateshwara Univ	1073	282	1355	1073	282	1355
ii	Andhra Univ.	28615	13385	42000	14177	25057	39234
iii	Dr. B.R. Ambedkar OU	49728	18503	68231	49728	18503	68231
iv	Univ. of Osmania	2460	3144	5604	3659	3589	7248
v	Univ. of Kakatia	3748	2508	6256	1537	1269	2806
	<b>Total (AP)</b>	<b>85624</b>	<b>37822</b>	<b>123446</b>	<b>70174</b>	<b>48700</b>	<b>118874</b>
<b>2</b>	<b>BIHAR</b>						
i)	Patna University	2377	742	3119	5060	1339	6399
	<b>Total (Bihar)</b>	<b>2377</b>	<b>742</b>	<b>3119</b>	<b>5060</b>	<b>1339</b>	<b>6399</b>
<b>3</b>	<b>GUJARAT</b>						
i)	Dr. B.R. Ambedkar OU Ahmedabad.				1504	723	2227
	<b>Total (Gujarat)</b>	<b>0</b>	<b>0</b>	<b>0</b>	<b>1504</b>	<b>723</b>	<b>2227</b>
<b>4</b>	<b>HARYANA</b>						
i)	MDU, Rohtak	2304	1662	3966	3585	2356	5941
ii)	Univ. of Kurukshetra	4902	773	5675	5827	795	6622
	<b>Total (Haryana)</b>	<b>7206</b>	<b>2435</b>	<b>9641</b>	<b>9412</b>	<b>3151</b>	<b>12563</b>
<b>5</b>	<b>HIMACHAL PRADESH</b>						
i)	Univ. of HP	2370	1068	3438	2745	884	3629
	<b>Total (H.P.)</b>	<b>2370</b>	<b>1068</b>	<b>3438</b>	<b>2745</b>	<b>884</b>	<b>3629</b>
<b>6</b>	<b>JAMMU &amp; KASHMIR</b>						
i)	Univ. of Jammu	390	305	695	1263	0	1263
	<b>Total (J&amp;K)</b>	<b>390</b>	<b>305</b>	<b>695</b>	<b>1263</b>	<b>0</b>	<b>1263</b>
<b>7</b>	<b>KARNATAKA</b>						
i)	Bangalore Univ	1283	1341	2624	1613	1407	3020
ii)	Karnataka State OU	2304	1603	3907	10287	0	10287
	<b>Total (Karnataka)</b>	<b>3587</b>	<b>2944</b>	<b>6531</b>	<b>11900</b>	<b>1407</b>	<b>13307</b>
<b>8</b>	<b>KERALA</b>						
i)	Univ of Mahatma Gandhi	218	76	294	322	115	437
ii)	Instt. Of Distance Edu. Univ. of Kerala.	672	516	1188	672	516	1188
iii)	Univ. of Calicut	8065	4977	13042	9381	5309	14690
	<b>Total (Kerala)</b>	<b>8955</b>	<b>5569</b>	<b>14524</b>	<b>10375</b>	<b>5940</b>	<b>16315</b>
<b>9</b>	<b>MADHYA PRADESH</b>						
i)	Barakuloh Univ	224	72	296	80	31	111
ii)	M.P. Bhoj(Open) Univ. Bhopal.				3611	1025	4636
	<b>Total (M.P.)</b>	<b>224</b>	<b>72</b>	<b>296</b>	<b>3691</b>	<b>1056</b>	<b>4747</b>
<b>10</b>	<b>MAHARASHTRA</b>						
i)	YCMOU, Nasik	15575	7037	22612	16903	8515	25418
ii)	Univ. of Mumbai	6422	5590	12012	7454	6059	13513
iii)	SNDT	0	6862	6862	0	4666	4666
iv)	TMV Univ. Pune	0	0	0	2479	1334	3813
	<b>Total (Maharashtra)</b>	<b>21997</b>	<b>19489</b>	<b>41486</b>	<b>26836</b>	<b>20574</b>	<b>47410</b>

		TABLE - 7											
		NUMBER OF STUDENTS RECEIVING GENERAL EDUCATION (COLLEGIATE)											
		C. FIRST DEGREE (PASS & HONOURS)											
S.No.	STATE/UT/ UNIVERSITY	B.A. (96-97)						B.A. (97-98)					
		1st Year		2nd Year		3rd Year		1st Year		2nd Year		3rd Year	
		Total	Girls	Total	Girls	Total	Girls	Total	Girls	Total	Girls	Total	Girls
1	2	3	4	5	6	7	8	9	10	11	12	13	14
11	<b>ORISSA</b>												
	i) Utkai University	1255	369	1351	423	2051	755	1466					
	ii) Behrampur Univ.	267	116					267	116				
	<b>Total (Orissa)</b>	<b>1522</b>	<b>485</b>	<b>1351</b>	<b>423</b>	<b>2051</b>	<b>755</b>	<b>1733</b>	<b>116</b>	<b>0</b>	<b>0</b>	<b>0</b>	<b>0</b>
12	<b>PUNJAB</b>												
	i) Panjab Univ., Chandigarh	3710	803	1736	672	1517	316	4324	734	2198	495	1767	445
	ii) Punjabi Univ. Patiala	2213	157	644	57	525	48	1945	165	1039	75	500	41
	<b>Total (Punjab)</b>	<b>5923</b>	<b>960</b>	<b>2380</b>	<b>729</b>	<b>2042</b>	<b>364</b>	<b>6269</b>	<b>899</b>	<b>3237</b>	<b>570</b>	<b>2267</b>	<b>486</b>
13	<b>RAJASTHAN</b>												
	i) Kota Open Univ. Kota.	986		1281		350		1002		1282		350	
	ii) JVBI, Ladnun							43	26	17	13		
	<b>Total (Rajasthan)</b>	<b>986</b>	<b>0</b>	<b>1281</b>	<b>0</b>	<b>350</b>	<b>0</b>	<b>1045</b>	<b>26</b>	<b>1299</b>	<b>13</b>	<b>350</b>	<b>0</b>
14	<b>TAMIL NADU</b>												
	i) Univ. of Bhartiur	621	369	467	290	186	105	135	58	101	48	189	108
	ii) Univ. of M. Kamaraja	5092	2304	6502	3106	6728	3184	6065	2679	5092	2304	6502	3106
	iii) Univ. of Madras	11502	5527	9172	4893	11236	6242	14791	7228	11525	5535	9176	4894
	iv) Univ. of Annamalai	16341	7940	15297	8158	14195	7818	18013	9680	19334	9632	16225	7897
	v) Bhartidasan Univ.	216	140	287	189	273	162	362	226	225	146	239	162
	vi) Univ. of Alagappa												
	vii) Mano.Sundranar Univ							406		388		464	
	<b>Total (Tamil Nadu)</b>	<b>33772</b>	<b>16280</b>	<b>31725</b>	<b>16636</b>	<b>32618</b>	<b>17511</b>	<b>39772</b>	<b>19871</b>	<b>36665</b>	<b>17665</b>	<b>32795</b>	<b>16167</b>
15	<b>UTTAR PRADESH</b>												
	i) Univ. of Allahabad ICC&CE	8891		4528		3160		11652	1761	8001	1273	5894	1060
	ii) Shri Charan Singh Univ. Meerut	8						95	26	40	11	25	5
	<b>Total (U.P.)</b>	<b>8899</b>	<b>0</b>	<b>4528</b>	<b>0</b>	<b>3160</b>	<b>0</b>	<b>11747</b>	<b>1787</b>	<b>8041</b>	<b>1284</b>	<b>5919</b>	<b>1065</b>
16	<b>DELHI</b>												
	i) Univ. of Delhi	24655	12962	16139	9339	12180	7666	23521	11653	18363	10641	10806	6575
	ii) IGNOU, Delhi	20050	4575					12813	3459	6068	1814	9986	2948
	<b>Total (Delhi)</b>	<b>44705</b>	<b>17537</b>	<b>16139</b>	<b>9339</b>	<b>12180</b>	<b>7666</b>	<b>36334</b>	<b>15112</b>	<b>24431</b>	<b>12455</b>	<b>20792</b>	<b>9523</b>
17	<b>PONDICHERY</b>												
	i) Univ. of Pondicherry												
	<b>Total (Pondicherry)</b>	<b>0</b>	<b>0</b>	<b>0</b>	<b>0</b>	<b>0</b>	<b>0</b>	<b>0</b>	<b>0</b>	<b>0</b>	<b>0</b>	<b>0</b>	<b>0</b>
	<b>GRAND TOTAL</b>	<b>187437</b>	<b>65307</b>	<b>110021</b>	<b>44618</b>	<b>84919</b>	<b>39535</b>	<b>199793</b>	<b>71162</b>	<b>129399</b>	<b>51982</b>	<b>95805</b>	<b>43173</b>
								* Break-up not given.					

		TABLE - 7 NUMBER OF STUDENTS RECEIVING GENERAL EDUCATION (COLLEGIATE) C. FIRST DEGREE (PASS & HONOURS)											
S.No.	STATE/UT/ UNIVERSITY	B.Sc (96-97)						B.Sc (97-98)					
		1st Year		2nd Year		3rd Year		1st Year		2nd Year		3rd Year	
		Total Girls	Total Girls	Total Girls	Total Girls	Total Girls	Total Girls	Total Girls	Total Girls	Total Girls	Total Girls	Total Girls	
1	2	15	16	17	18	19	20	21	22	23	24	25	26
<b>11</b>	<b>ORISSA</b>												
i)	Utkal University												
ii)	Behrampur Univ.							191	11				
	<b>Total (Orissa)</b>	0	0	0	0	0	0	191	11	0	0	0	0
<b>12</b>	<b>PUNJAB</b>												
i)	Panjab Univ., Chandigarh												
ii)	Punjabi Univ. Patiala												
	<b>Total (Punjab)</b>	0	0	0	0	0	0	0	0	0	0	0	0
<b>13</b>	<b>RAJASTHAN</b>												
i)	Kota Open Univ. Kota.												
ii)	JVBI, Ladnun												
	<b>Total (Rajasthan)</b>	0	0	0	0	0	0	0	0	0	0	0	0
<b>14</b>	<b>TAMIL NADU</b>												
i)	Univ. of Bhartiur	436	159	460	149	341	95	287	100	333	99	360	105
ii)	Univ. of M. Kamaraja	306	158	389	180	375	162	322	137	306	158	389	180
iii)	Univ. of Madras	1721	678	1663	756	2185	1076	1968	854	1721	678	1667	756
iv)	Univ. of Annamalai	1395	612	1659	816	1728	841	1967	837	1427	602	1373	589
v)	Bhartidasan Univ.	118	55	94	69	66	47	175	96	118	63	105	76
vi)	Univ. of Alagappa												
vii)	Mano.Sundranar Univ												
	<b>Total (Tamil Nadu)</b>	3976	1662	4265	1970	4695	2221	4719	2024	3905	1600	3894	1706
<b>15</b>	<b>UTTAR PRADESH</b>												
i)	Univ. of Allahabad ICC&CE												
ii)	Shri Charan Singh Univ. Meerut												
	<b>Total (U.P.)</b>	0	0	0	0	0	0	0	0	0	0	0	0
<b>16</b>	<b>DELHI</b>												
i)	Univ. of Delhi												
ii)	IGNOU, Delhi	4346	992					2727	382	1372	286	906	169
	<b>Total (Delhi)</b>	4346	992	0	0	0	0	2727	382	1372	286	906	169
<b>17</b>	<b>PONDICHERRY</b>												
i)	Univ. of Pondicherry												
	<b>Total (Pondicherry)</b>	0	0	0	0	0	0	0	0	0	0	0	0
	<b>GRAND TOTAL</b>	8497	2718	4415	2012	4870	2289	8840	2652	5413	1910	4889	1889

		TABLE - 7 NUMBER OF STUDENTS RECEIVING GENERAL EDUCATION (COLLEGIATE) C. FIRST DEGREE (PASS & HONOURS)											
S.No.	STATE/UT/ UNIVERSITY	B.Com. (96-97)						B.Com (97-98)					
		1st Year		2nd Year		3rd Year		1st Year		2nd Year		3rd Year	
		Total	Girls	Total	Girls	Total	Girls	Total	Girls	Total	Girls	Total	Girls
1	2	27	28	29	30	31	32	33	34	35	36	37	38
<b>11</b>	<b>ORISSA</b>												
i)	Utkal University	149	26	122	16	129	12	184					
ii)	Behrampur Univ.	191	11										
	<b>Total (Orissa)</b>	<b>340</b>	<b>37</b>	<b>122</b>	<b>16</b>	<b>129</b>	<b>12</b>	<b>184</b>	<b>0</b>	<b>0</b>	<b>0</b>	<b>0</b>	<b>0</b>
<b>12</b>	<b>PUNJAB</b>												
i)	Panjab Univ., Chandigarh	873	320	318	80	603	164	1425	536	567	190	279	73
ii)	Punjabi Univ. Patiala	752	105	245	70	122	25	560	237	369	114	207	75
	<b>Total (Punjab)</b>	<b>1625</b>	<b>425</b>	<b>563</b>	<b>150</b>	<b>725</b>	<b>189</b>	<b>1985</b>	<b>773</b>	<b>936</b>	<b>304</b>	<b>486</b>	<b>148</b>
<b>13</b>	<b>RAJASTHAN</b>												
i)	Kota Open Univ. Kota.	51		39		6		51		39		6	
ii)	JVBI, Ladhun												
	<b>Total (Rajasthan)</b>	<b>51</b>	<b>0</b>	<b>39</b>	<b>0</b>	<b>6</b>	<b>0</b>	<b>51</b>	<b>0</b>	<b>39</b>	<b>0</b>	<b>6</b>	<b>0</b>
<b>14</b>	<b>TAMIL NADU</b>												
i)	Univ. of Bhartiur	727	407	329	191	165	81	160	94	100	58	187	99
ii)	Univ. of M. Kamaraja	2115	1037	1920	813	1997	824	4340	2129	2115	1037	1920	813
iii)	Univ. of Madras	7505	3663	6519	3260	6598	3302	10325	5190	7512	3664	6519	3260
iv)	Univ. of Annamalai	10507	5156	10339	5135	8347	4212	11822	6323	12287	6187	10526	5179
v)	Bhartidasan Univ.	269	161	355	225	278	176	394	260	300	184	366	232
vi)	Univ. of Alagappa	3						18		9			
vii)	Mano.Sundranar Univ							218		165		157	
	<b>Total (Tamil Nadu)</b>	<b>21126</b>	<b>10424</b>	<b>19462</b>	<b>9624</b>	<b>17385</b>	<b>8595</b>	<b>27277</b>	<b>13996</b>	<b>22488</b>	<b>11130</b>	<b>19675</b>	<b>9583</b>
<b>15</b>	<b>UTTAR PRADESH</b>												
i)	Univ. of Allahabad ICC&CE	1107		347		246		1430	217	831	129	609	95
ii)	Shri Charan Singh Univ. Meerut							193	8	40	5	58	7
	<b>Total (U.P.)</b>	<b>1107</b>	<b>0</b>	<b>347</b>	<b>0</b>	<b>246</b>	<b>0</b>	<b>1623</b>	<b>225</b>	<b>871</b>	<b>134</b>	<b>667</b>	<b>102</b>
<b>16</b>	<b>DELHI</b>												
i)	Univ. of Delhi	16417	4448	12635	3895	9394	3279	19969	5798	13503	4226	10566	3571
ii)	IGNOU, Delhi	7086	1617					4236	772	2171	480	1084	292
	<b>Total (Delhi)</b>	<b>23503</b>	<b>6065</b>	<b>12635</b>	<b>3895</b>	<b>9394</b>	<b>3279</b>	<b>24205</b>	<b>6570</b>	<b>15674</b>	<b>4706</b>	<b>11650</b>	<b>3863</b>
<b>17</b>	<b>PONDICHERRY</b>												
i)	Univ. of Pondicherry							69	29				
	<b>Total (Pondicherry)</b>	<b>0</b>	<b>0</b>	<b>0</b>	<b>0</b>	<b>0</b>	<b>0</b>	<b>69</b>	<b>29</b>	<b>0</b>	<b>0</b>	<b>0</b>	<b>0</b>
	<b>GRAND TOTAL</b>	<b>59860</b>	<b>21202</b>	<b>41025</b>	<b>16480</b>	<b>33831</b>	<b>14526</b>	<b>70473</b>	<b>27790</b>	<b>50372</b>	<b>20580</b>	<b>40046</b>	<b>17416</b>



		<b>TABLE - 7</b>					
		<b>NUMBER OF STUDENTS RECEIVING GENERAL EDUCATION (COLLEGIATE)</b>					
		<b>C. FIRST DEGREE (PASS &amp; HONOURS)</b>					
S.No.	STATE/UT/ UNIVERSITY	TOTAL (96-97)			TOTAL (97-98)		
		Boys	Girls	Total	Boys	Girls	Total
1	2	39	40	41	42	43	44
<b>11</b>	<b>ORISSA</b>						
i)	Utkal University	3456	1601	5057	1650	0	1650
ii)	Behrampur Univ.	511	138	649	331	127	458
	<b>Total (Orissa)</b>	<b>3967</b>	<b>1739</b>	<b>5706</b>	<b>1981</b>	<b>127</b>	<b>2108</b>
<b>12</b>	<b>PUNJAB</b>						
i)	Panjab Univ., Chandigarh	6402	2355	8757	8087	2473	10560
ii)	Punjabi Univ. Patiala	4039	462	4501	3913	707	4620
	<b>Total (Punjab)</b>	<b>10441</b>	<b>2817</b>	<b>13258</b>	<b>12000</b>	<b>3180</b>	<b>15180</b>
<b>13</b>	<b>RAJASTHAN</b>						
i)	Kota Open Univ. Kota.	2713	0	2713	2730	0	2730
ii)	JVBI, Ladhun				21	39	60
	<b>Total (Rajasthan)</b>	<b>2713</b>	<b>0</b>	<b>2713</b>	<b>2751</b>	<b>39</b>	<b>2790</b>
<b>14</b>	<b>TAMIL NADU</b>						
i)	Univ. of Bharti	1886	1846	3732	1083	769	1852
ii)	Univ. of M. Kamaraja	13656	11768	25424	14508	12543	27051
iii)	Univ. of Madras	28704	29397	58101	33145	32059	65204
iv)	Univ. of Annamalai	39120	40688	79808	46048	46926	92974
v)	Bhartidasan Univ.	732	1224	1956	839	1445	2284
vi)	Univ. of Alagappa			3	27	0	27
vii)	Mano.Sundranar Univ				1798	0	1798
	<b>Total (Tamil Nadu)</b>	<b>84098</b>	<b>84923</b>	<b>169024</b>	<b>97448</b>	<b>93742</b>	<b>191190</b>
<b>15</b>	<b>UTTAR PRADESH</b>						
i)	Univ of Allahabad ICC&CE	18279	0	18279	23882	4535	28417
ii)	Shri Charan Singh Univ. Meerut				389	62	451
	<b>Total (U.P.)</b>	<b>18279</b>	<b>0</b>	<b>18279</b>	<b>24271</b>	<b>4597</b>	<b>28868</b>
<b>16</b>	<b>DELHI</b>						
i)	Univ. of Delhi	49831	41589	91420	54264	42464	96728
ii)	IGNOU, Delhi	24298	7184	31482	30761	10602	41363
	<b>Total (Delhi)</b>	<b>74129</b>	<b>48773</b>	<b>122902</b>	<b>85025</b>	<b>53066</b>	<b>138091</b>
<b>17</b>	<b>PONDICHERRY</b>						
i)	Univ. of Pondicherry				40	29	69
	<b>Total (Pondicherry)</b>	<b>0</b>	<b>0</b>	<b>0</b>	<b>40</b>	<b>29</b>	<b>69</b>
	<b>GRAND TOTAL</b>	<b>326357</b>	<b>208698</b>	<b>535058</b>	<b>366476</b>	<b>238554</b>	<b>605030</b>

S.No.	STATES/UTS UNIVERSITY	II DEGREE PROFESSIONAL NO. OF STUDENTS RECEIVING PROFESSIONAL, TECHNICAL, VOCATIONAL, INDUSTRIAL, ENGG. 97-98							
		LLM		M.Ed. One year		MBA		MTM	
		Total	Girls	Total	Girls	Total	Girls	Total	Girls
1	2	3	4	5	6	7	8	9	10
<b>1</b>	<b>ANDHRA PRADESH</b>								
i)	B.R. Ambedkar Open Univ.					2615	@		
ii)	Andhra Univ.			240	140	-	-	-	-
iii)	Univ. of Kakatia	55	9	83	36	-	-	-	-
iv)	Sri Venkateshwara Univ.	-	-	300	40	-	-	-	-
	<b>Total (Andhra Pradesh)</b>	<b>55</b>	<b>9</b>	<b>623</b>	<b>216</b>	<b>2615</b>	<b>0</b>	<b>0</b>	<b>0</b>
<b>2</b>	<b>BIHAR</b>								
i)	Nalanda Univ., Bihar			401	-				
	<b>Total (Bihar)</b>	<b>0</b>	<b>0</b>	<b>401</b>	<b>0</b>	<b>0</b>	<b>0</b>	<b>0</b>	<b>0</b>
<b>3</b>	<b>GUJARAT</b>								
i)	Gujarat Vidyapeeth			43	43				
	<b>Total (Gujarat)</b>	<b>0</b>	<b>0</b>	<b>43</b>	<b>43</b>	<b>0</b>	<b>0</b>	<b>0</b>	<b>0</b>
<b>4</b>	<b>HARYANA</b>								
i)	Kurukshetra Univ.	101	12	390	247				
ii)	MDU Rohtak			1162	725				
	<b>Total (Haryana)</b>	<b>101</b>	<b>12</b>	<b>1552</b>	<b>972</b>	<b>0</b>	<b>0</b>	<b>0</b>	<b>0</b>
<b>5</b>	<b>JAMMU &amp; KASHMIR</b>								
i)	University of Jammu			502	NA				
	<b>Total (J&amp;K)</b>	<b>0</b>	<b>0</b>	<b>502</b>	<b>0</b>	<b>0</b>	<b>0</b>	<b>0</b>	<b>0</b>
<b>6</b>	<b>HIMACHAL PRADESH</b>								
i)	Himachal Pradesh Univ.			2935	1332				
	<b>Total (H.P.)</b>	<b>0</b>	<b>0</b>	<b>2935</b>	<b>1332</b>	<b>0</b>	<b>0</b>	<b>0</b>	<b>0</b>
<b>7</b>	<b>KARNATAKA</b>								
i)	Univ. of National Law School of India.								
ii)	Karnataka State OU, Mysore			345		496			
iii)	National Law school of India Univ.								
	<b>Total (Karnataka)</b>	<b>0</b>	<b>0</b>	<b>345</b>	<b>0</b>	<b>496</b>	<b>0</b>	<b>0</b>	<b>0</b>
<b>8</b>	<b>KERALA</b>								
i)	Univ. of Mahatma Gandhi	235	69	-	-	-	-	-	-
	<b>Total (Kerala)</b>	<b>235</b>	<b>69</b>	<b>0</b>	<b>0</b>	<b>0</b>	<b>0</b>	<b>0</b>	<b>0</b>
<b>9</b>	<b>MADHYA PRADESH</b>								
i)	Guru Ghasidas Univ.								
ii)	M.G. Gram Udyay Vishv.								
iii)	Makhanlal Chaturvedi Rashtriya Patrakarita Vish								
iv)	Barkatullah Univ.								
v)	Jivaji Rao Univ., Gwalior								
vi)	MP Bhoj (Open) Univ. Bhopal					705	23		
vii)	Dr. H.S. Gour Vishwavidya- laya, Sagar								
	<b>Total (M.P.)</b>	<b>0</b>	<b>0</b>	<b>0</b>	<b>0</b>	<b>705</b>	<b>23</b>	<b>0</b>	<b>0</b>

S.No.	STATES/UTS UNIVERSITY	II DEGREE PROFESSIONAL NO. OF STUDENTS RECEIVING PROFESSIONAL, TECHNICAL, VOCATIONAL, INDUSTRIAL, ENGG. 97-98							
		MJMC		M.Lib. Sc.		MBM		MCA	
		Total	Girls	Total	Girls	Total	Girls	Total	Girls
1	2	11	12	13	14	15	16	17	18
1	<b>ANDHRA PRADESH</b>								
	i) B.R. Ambedkar Open Univ.								
	ii) Andhra Univ.								
	iii) Univ. of Kakatia								
	iv) Sri Venkateshwara Univ.								
	<b>Total (Andhra Pradesh)</b>	0	0	0	0	0	0	0	0
2	<b>BIHAR</b>								
	i) Nalanda Univ., Bihar								
	<b>Total (Bihar)</b>	0	0	0	0	0	0	0	0
3	<b>GUJARAT</b>								
	i) Gujarat Vidyapeeth								
	<b>Total (Gujarat)</b>	0	0	0	0	0	0	0	0
4	<b>HARYANA</b>								
	i) Kurukshetra Univ.			77	38				
	ii) MDU Rohtak								
	<b>Total (Haryana)</b>	0	0	77	38	0	0	0	0
5	<b>JAMMU &amp; KASHMIR</b>								
	i) University of Jammu								
	<b>Total (J&amp;K)</b>	0	0	0	0	0	0	0	0
6	<b>HIMACHAL PRADESH</b>								
	i) Himachal Pradesh Univ.								
	<b>Total (H.P.)</b>	0	0	0	0	0	0	0	0
7	<b>KARNATAKA</b>								
	i) Univ. of National Law School of India.								
	ii) Karnataka State OU, Mysore								
	iii) National Law school of India Univ.								
	<b>Total (Karnataka)</b>	0	0	0	0	0	0	0	0
8	<b>KERALA</b>								
	i) Univ. of Mahatma Gandhi								
	<b>Total (Kerala)</b>	0	0	0	0	0	0	0	0
9	<b>MADHYA PRADESH</b>								
	i) Guru Ghasidas Univ.			124	NA				
	ii) M.G. Gram Udyay Vishv.								
	iii) Makhanlal Chaturvedi Rashtriya Patrakarita Vish								
	iv) Barkatullah Univ.			70	33				
	v) Jivaji Rao Univ., Gwalior								
	vi) MP Bhoj (Open) Univ. Bhopal							544	77
	vii) Dr. H.S. Gour Vishwavidya- laya, Sagar			209	61				
	<b>Total (M.P.)</b>	0	0	403	94	0	0	544	77

S.No.	STATES/UTS UNIVERSITY	II DEGREE PROFESSIONAL TABLE - 8 NO. OF STUDENTS RECEIVING PROFESSIONAL, TECHNICAL, VOCATIONAL, INDUSTRIAL, ENGG. 97-98							
		MPed.		MFC/MFM		MADE		MCSMM	
		Total	Girls	Total	Girls	Total	Girls	Total	Girls
1	2	19	20	21	22	23	24	25	26
<b>1</b>	<b>ANDHRA PRADESH</b>								
i)	B.R. Ambedkar Open Univ.								
ii)	Andhra Univ.								
iii)	Univ. of Kakatia	39	9						
iv)	Sri Venkateshwara Univ.								
	<b>Total (Andhra Pradesh)</b>	<b>39</b>	<b>9</b>	<b>0</b>	<b>0</b>	<b>0</b>	<b>0</b>	<b>0</b>	<b>0</b>
<b>2</b>	<b>BIHAR</b>								
i)	Nalanda Univ., Bihar								
	<b>Total (Bihar)</b>	<b>0</b>	<b>0</b>	<b>0</b>	<b>0</b>	<b>0</b>	<b>0</b>	<b>0</b>	<b>0</b>
<b>3</b>	<b>GUJARAT</b>								
i)	Gujarat Vidyapeeth								
	<b>Total (Gujarat)</b>	<b>0</b>	<b>0</b>	<b>0</b>	<b>0</b>	<b>0</b>	<b>0</b>	<b>0</b>	<b>0</b>
<b>4</b>	<b>HARYANA</b>								
i)	Kurukshetra Univ.			131	30				
ii)	MDU Rohtak								
	<b>Total (Haryana)</b>	<b>0</b>	<b>0</b>	<b>131</b>	<b>30</b>	<b>0</b>	<b>0</b>	<b>0</b>	<b>0</b>
<b>5</b>	<b>JAMMU &amp; KASHMIR</b>								
i)	University of Jammu								
	<b>Total (J&amp;K)</b>	<b>0</b>	<b>0</b>	<b>0</b>	<b>0</b>	<b>0</b>	<b>0</b>	<b>0</b>	<b>0</b>
<b>6</b>	<b>HIMACHAL PRADESH</b>								
i)	Himachal Pradesh Univ.								
	<b>Total (H.P.)</b>	<b>0</b>	<b>0</b>	<b>0</b>	<b>0</b>	<b>0</b>	<b>0</b>	<b>0</b>	<b>0</b>
<b>7</b>	<b>KARNATAKA</b>								
i)	Univ. of National Law School of India.								
ii)	Karnataka State OU, Mysore								
iii)	National Law school of India Univ.								
	<b>Total (Karnataka)</b>	<b>0</b>	<b>0</b>	<b>0</b>	<b>0</b>	<b>0</b>	<b>0</b>	<b>0</b>	<b>0</b>
<b>8</b>	<b>KERALA</b>								
i)	Univ. of Mahatma Gandhi								
	<b>Total (Kerala)</b>	<b>0</b>	<b>0</b>	<b>0</b>	<b>0</b>	<b>0</b>	<b>0</b>	<b>0</b>	<b>0</b>
<b>9</b>	<b>MADHYA PRADESH</b>								
i)	Guru Ghasidas Univ.								
ii)	M.G. Gram Udyay Vishv.								
iii)	Makhanlal Chaturvedi Rashtriya Pat. Akarita Vish								
iv)	Barkatullah Univ.								
v)	Jivaji Rao Univ., Gwalior							184	10
vi)	MP Bhoj (Open) Univ. Bhopal								
vii)	Dr. H.S. Gour Vishwavidyalaya, Sagar								
	<b>Total (M.P.)</b>	<b>0</b>	<b>0</b>	<b>0</b>	<b>0</b>	<b>0</b>	<b>0</b>	<b>184</b>	<b>10</b>

S.No.	STATES/UTS UNIVERSITY	II DEGREE PROFESSIONAL NO. OF STUDENTS RECEIVING PROFESSIONAL, TECHNICAL, VOCATIONAL, INDUSTRIAL, ENGG. 97-98							
		MEE		MPC		MEC		MS/ME	
		Total	Girls	Total	Girls	Total	Girls	Total	Girls
1	2	27	28	29	30	31	32	33	34
<b>1</b>	<b>ANDHRA PRADESH</b>								
	i) B.R. Ambedkar Open Univ.								
	ii) Andhra Univ.								
	iii) Univ. of Kakatia								
	iv) Sri Venkateshwara Univ.								
	<b>Total (Andhra Pradesh)</b>	0	0	0	0	0	0	0	0
<b>2</b>	<b>BIHAR</b>								
	i) Nalanda Univ., Bihar								
	<b>Total (Bihar)</b>	0	0	0	0	0	0	0	0
<b>3</b>	<b>GUJARAT</b>								
	i) Gujarat Vidyapeeth								
	<b>Total (Gujarat)</b>	0	0	0	0	0	0	0	0
<b>4</b>	<b>HARYANA</b>								
	i) Kurukshetra Univ.								
	ii) MDU Rohtak								
	<b>Total (Haryana)</b>	0	0	0	0	0	0	0	0
<b>5</b>	<b>JAMMU &amp; KASHMIR</b>								
	i) University of Jammu								
	<b>Total (J&amp;K)</b>	0	0	0	0	0	0	0	0
<b>6</b>	<b>HIMACHAL PRADESH</b>								
	i) Himachal Pradesh Univ.								
	<b>Total (H.P.)</b>	0	0	0	0	0	0	0	0
<b>7</b>	<b>KARNATAKA</b>								
	i) Univ. of National Law School of India.								
	ii) Karnataka State OU, Mysore								
	iii) National Law school of India Univ.								
	<b>Total (Karnataka)</b>	0	0	0	0	0	0	0	0
<b>8</b>	<b>KERALA</b>								
	i) Univ. of Mahatma Gandhi								
	<b>Total (Kerala)</b>	0	0	0	0	0	0	0	0
<b>9</b>	<b>MADHYA PRADESH</b>								
	i) Guru Ghasidas Univ.								
	ii) M.G. Gram Udyay Vishv.								
	iii) Makhanlal Chaturvedi Rashtriya Patrakarita Vish.								
	iv) Barkatullah Univ.								
	v) Jivaji Rao Univ., Gwalior								
	vi) MP Bhoj (Open) Univ. Bhopal								
	vii) Dr. H.S. Gour Vishwavidyalaya, Sagar								
	<b>Total (M.P.)</b>	0	0	0	0	0	0	0	0

S.No.	STATES/UTS UNIVERSITY	II DEGREE PROFESSIONAL NO. OF STUDENTS RECEIVING PROFESSIONAL, TECHNICAL, VOCATIONAL, INDUSTRIAL, ENGG, 97-98							
		MMM		MFT		MIM		MCS	
		Total	Girls	Total	Girls	Total	Girls	Total	Girls
1	2	35	36	37	38	39	40	41	42
<b>1</b>	<b>ANDHRA PRADESH</b>								
	i) B.R. Ambedkar Open Univ.								
	ii) Andhra Univ.								
	iii) Univ. of Kakatia								
	iv) Sri Venkateshwara Univ.								
	<b>Total (Andhra Pradesh)</b>	0	0	0	0	0	0	0	0
<b>2</b>	<b>BIHAR</b>								
	i) Nalanda Univ., Bihar								
	<b>Total (Bihar)</b>	0	0	0	0	0	0	0	0
<b>3</b>	<b>GUJARAT</b>								
	i) Gujarat Vidyapeeth								
	<b>Total (Gujarat)</b>	0	0	0	0	0	0	0	0
<b>4</b>	<b>HARYANA</b>								
	i) Kurukshetra Univ.								
	ii) MDU Rohtak								
	<b>Total (Haryana)</b>	0	0	0	0	0	0	0	0
<b>5</b>	<b>JAMMU &amp; KASHMIR</b>								
	i) University of Jammu								
	<b>Total (J&amp;K)</b>	0	0	0	0	0	0	0	0
<b>6</b>	<b>HIMACHAL PRADESH</b>								
	i) Himachal Pradesh Univ.								
	<b>Total (H.P.)</b>	0	0	0	0	0	0	0	0
<b>7</b>	<b>KARNATAKA</b>								
	i) Univ. of National Law School of India.								
	ii) Karnataka State OU, Mysore								
	iii) National Law school of India Univ.								
	<b>Total (Karnataka)</b>	0	0	0	0	0	0	0	0
<b>8</b>	<b>KERALA</b>								
	i) Univ. of Mahatma Gandhi								
	<b>Total (Kerala)</b>	0	0	0	0	0	0	0	0
<b>9</b>	<b>MADHYA PRADESH</b>								
	i) Guru Ghasidas Univ.								
	ii) M.G. Gram Udyay Vishv.								
	iii) Makhanlal Chaturvedi Rashtriya Patrakarita Vish								
	iv) Barkatullah Univ.								
	v) Jivaji Rao Univ., Gwalior								
	vi) MP Bhoj (Open) Univ. Bhopal								
	vii) Dr. H.S. Gour Vishwavidyalaya, Sagar								
	<b>Total (M.P.)</b>	0	0	0	0	0	0	0	0

S.No.	STATES/UTS UNIVERSITY	II DEGREE PROFESSIONAL TABLE - 8 NO. OF STUDENTS RECEIVING PROFESSIONAL,									
		MACCE		MWS		MBL		MPS		MLS	
		Total	Girls	Total	Girls	Total	Girls	Total	Girls	Total	Girls
1	2	43	44	45	46	47	48	49	50	51	52
<b>1</b>	<b>ANDHRA PRADESH</b>										
	i) B.R. Ambedkar Open Univ.										
	ii) Andhra Univ.										
	iii) Univ. of Kakatia										
	iv) Sri Venkateshwara Univ.										
	<b>Total (Andhra Pradesh)</b>	0	0	0	0	0	0	0	0	0	0
<b>2</b>	<b>BIHAR</b>										
	i) Nalanda Univ., Bihar										
	<b>Total (Bihar)</b>	0	0	0	0	0	0	0	0	0	0
<b>3</b>	<b>GUJARAT</b>										
	i) Gujarat Vidyapeeth										
	<b>Total (Gujarat)</b>	0	0	0	0	0	0	0	0	0	0
<b>4</b>	<b>HARYANA</b>										
	i) Kurukshetra Univ.										
	ii) MDU Rohtak										
	<b>Total (Haryana)</b>	0	0	0	0	0	0	0	0	0	0
<b>5</b>	<b>JAMMU &amp; KASHMIR</b>										
	i) University of Jammu										
	<b>Total (J&amp;K)</b>	0	0	0	0	0	0	0	0	0	0
<b>6</b>	<b>HIMACHAL PRADESH</b>										
	i) Himachal Pradesh Univ.										
	<b>Total (H.P.)</b>	0	0	0	0	0	0	0	0	0	0
<b>7</b>	<b>KARNATAKA</b>										
	i) Univ. of National Law School of India.					268	63				
	ii) Karnataka State OU, Mysore										
	iii) National Law school of India Univ.										
	<b>Total (Karnataka)</b>	0	0	0	0	268	63	0	0	0	0
<b>8</b>	<b>KERALA</b>										
	i) Univ. of Mahatma Gandhi										
	<b>Total (Kerala)</b>	0	0	0	0	0	0	0	0	0	0
<b>9</b>	<b>MADHYA PRADESH</b>										
	i) Guru Ghasidas Univ.										
	ii) M.G. Gram Udyay Vishv.										
	iii) Makhanlal Chaturvedi Rashtriya Patrakarita Vish										
	iv) Barkatullah Univ.										
	v) Jivaji Rao Univ., Gwalior										
	vi) MP Bhoj (Open) Univ. Bhopal										
	vii) Dr. H.S. Gour Vishwavidya- laya, Sagar										
	<b>Total (M.P.)</b>	0	0	0	0	0	0	0	0	0	0

S.No.	STATES/UTS UNIVERSITY	II DEGREE PROFESSIONAL NO. OF STUDENTS RECEIVING PROFESSIONAL, TECHNICAL, VOCATIONAL, INDUSTRIAL, ENGG. 97-98							
		LLM		M.Ed. One year		MBA		MTM	
		Total	Girls	Total	Girls	Total	Girls	Total	Girls
1	2	3	4	5	6	7	8	9	10
<b>10</b>	<b>MAHARASHTRA</b>								
i)	YCMOU, Nasik			444	90	928	98		
ii)	Univ. of Mumbai			187	153				
iii)	SNDT, Bombay								
iv)	Population Science.								
	<b>Total (Maharashtra)</b>	<b>0</b>	<b>0</b>	<b>631</b>	<b>243</b>	<b>928</b>	<b>98</b>	<b>0</b>	<b>0</b>
<b>11</b>	<b>ORISSA</b>								
i)	Behrampur Univ			300	76				
	<b>Total (Orissa)</b>	<b>0</b>	<b>0</b>	<b>300</b>	<b>76</b>	<b>0</b>	<b>0</b>	<b>0</b>	<b>0</b>
<b>12</b>	<b>PUNJAB</b>								
i)	Panjab Univ			164	125				
ii)	Punjabi Univ, Patiala			576	439	269	45		
	<b>Total (Punjab)</b>	<b>0</b>	<b>0</b>	<b>740</b>	<b>564</b>	<b>269</b>	<b>45</b>	<b>0</b>	<b>0</b>
<b>13</b>	<b>RAJASTHAN</b>								
i)	Kota Open Univ. Kota.			618	NA				
ii)	BIIT, Pilani			-	-				
iii)	JVBI, Ladhun			184	123				
	<b>Total (Rajasthan)</b>	<b>0</b>	<b>0</b>	<b>802</b>	<b>123</b>	<b>0</b>	<b>0</b>	<b>0</b>	<b>0</b>
<b>14</b>	<b>TAMIL NADU</b>								
i)	Univ. of Bharthiar			65	44	588	40		
ii)	Univ. of Bharathi Dasen	-	-	749	234	1210	230		
iii)	Madurai Kamaraja Univ.	-	-	1705	1029	10194	1808	535	165
iv)	Univ. of Madras			936	413				
v)	Mother Teresa Women Univ.			10	10				
vi)	Univ. of Alagapa			57	NA				
vii)	Univ. of Annamalai	1067	176	8028	3878	2100	294		
viii)	Mano.Sundranar Univ.								
	<b>Total (Tamil Nadu)</b>	<b>1067</b>	<b>176</b>	<b>11550</b>	<b>5608</b>	<b>14092</b>	<b>2372</b>	<b>535</b>	<b>165</b>
<b>15</b>	<b>DELHI</b>								
i)	IGNOU					43045	6202		
	<b>Total (Delhi)</b>	<b>0</b>	<b>0</b>	<b>0</b>	<b>0</b>	<b>43045</b>	<b>6202</b>	<b>0</b>	<b>0</b>
<b>16</b>	<b>PONDICHERRY</b>								
i)	Univ. of Pondicherry			704	275				
	<b>Total (Pondicherry)</b>	<b>0</b>	<b>0</b>	<b>704</b>	<b>275</b>	<b>0</b>	<b>0</b>	<b>0</b>	<b>0</b>
	<b>GRAND TOTAL</b>	<b>1458</b>	<b>266</b>	<b>21128</b>	<b>9452</b>	<b>62150</b>	<b>8740</b>	<b>535</b>	<b>165</b>
									@ Data relates to year 1996-97



S.No.	STATES/UTS UNIVERSITY	II DEGREE PROFESSIONAL TABLE - 8 NO. OF STUDENTS RECEIVING PROFESSIONAL, TECHNICAL, VOCATIONAL, INDUSTRIAL, ENGG. 97-98							
		MJMC		M.Lib. Sc.		MBM		MCA	
		Total	Girls	Total	Girls	Total	Girls	Total	Girls
1	2	11	12	13	14	15	16	17	18
<b>10</b>	<b>MAHARASHTRA</b>								
	i) YCMOU, Nasik								
	ii) Univ. of Mumbai								
	iii) SNDT, Bombay								
	iv) Population Science.								
	<b>Total (Maharashtra)</b>	<b>0</b>	<b>0</b>	<b>0</b>	<b>0</b>	<b>0</b>	<b>0</b>	<b>0</b>	<b>0</b>
<b>11</b>	<b>ORISSA</b>								
	i) Behrampur Univ								
	<b>Total (Orissa)</b>	<b>0</b>	<b>0</b>	<b>0</b>	<b>0</b>	<b>0</b>	<b>0</b>	<b>0</b>	<b>0</b>
<b>12</b>	<b>PUNJAB</b>								
	i) Punjab Univ								
	ii) Punjabi Univ, Patiala								
	<b>Total (Punjab)</b>	<b>0</b>	<b>0</b>	<b>0</b>	<b>0</b>	<b>0</b>	<b>0</b>	<b>0</b>	<b>0</b>
<b>13</b>	<b>RAJASTHAN</b>								
	i) Kota Open Univ. Kota.								
	ii) BIIT, Pilani								
	iii) JVBI, Ladhun								
	<b>Total (Rajasthan)</b>	<b>0</b>	<b>0</b>	<b>0</b>	<b>0</b>	<b>0</b>	<b>0</b>	<b>0</b>	<b>0</b>
<b>14</b>	<b>TAMIL NADU</b>								
	i) Univ. of Bharthiar							567	164
	ii) Univ. of Bharathi Dasan							3997	1248
	iii) Madurai Kamaraja Univ.	696	216	-	-	863	387	2189	404
	iv) Univ. of Madras	-	-	68	33	-	-	3064	829
	v) Mother Teresa Women Univ.								
	vi) Univ. of Alagapa					170	NA		
	vii) Univ. of Annamalai			524	228				
	viii) Mano.Sundranar Univ.							214	
	<b>Total (Tamil Nadu)</b>	<b>696</b>	<b>216</b>	<b>592</b>	<b>261</b>	<b>1033</b>	<b>387</b>	<b>10031</b>	<b>2645</b>
<b>15</b>	<b>DELHI</b>								
	i) IGNOU			477	245	-	-	5571	412
	<b>Total (Delhi)</b>	<b>0</b>	<b>0</b>	<b>477</b>	<b>245</b>	<b>0</b>	<b>0</b>	<b>5571</b>	<b>412</b>
<b>16</b>	<b>PONDICHERRY</b>								
	i) Univ. of Pondicherry								
	<b>Total (Pondicherry)</b>	<b>0</b>	<b>0</b>	<b>0</b>	<b>0</b>	<b>0</b>	<b>0</b>	<b>0</b>	<b>0</b>
	<b>GRAND TOTAL</b>	<b>696</b>	<b>216</b>	<b>1549</b>	<b>638</b>	<b>1033</b>	<b>387</b>	<b>16146</b>	<b>3134</b>

S.No.	STATES/UTS UNIVERSITY	II DEGREE PROFESSIONAL NO. OF STUDENTS RECEIVING PROFESSIONAL, TECHNICAL, VOCATIONAL, INDUSTRIAL, ENGG. 97-98							
		MPed.		MFC/MFM		MADE		MCSMM	
		Total	Girls	Total	Girls	Total	Girls	Total	Girls
1	2	19	20	21	22	23	24	25	26
<b>10</b>	<b>MAHARASHTRA</b>								
i)	YCMOU, Nasik								
ii)	Univ. of Mumbai								
iii)	SNDT, Bombay								
iv)	Population Science.								
	<b>Total (Maharashtra)</b>	0	0	0	0	0	0	0	0
<b>11</b>	<b>ORISSA</b>								
i)	Behrampur Univ								
	<b>Total (Orissa)</b>	0	0	0	0	0	0	0	0
<b>12</b>	<b>PUNJAB</b>								
i)	Panjab Univ			1806	750				
ii)	Punjabi Univ, Patiala								
	<b>Total (Punjab)</b>	0	0	1806	750	0	0	0	0
<b>13</b>	<b>RAJASTHAN</b>								
i)	Kota Open Univ. Kota.								
ii)	BIIT, Pilani								
iii)	JVBI, Ladnun								
	<b>Total (Rajasthan)</b>	0	0	0	0	0	0	0	0
<b>14</b>	<b>TAMIL NADU</b>								
i)	Univ. of Bharthiar								
ii)	Univ. of Bharathi Dasan								
iii)	Madurai Kamaraja Univ.								
iv)	Univ. of Madras								
v)	Mother Teresa Women Univ.								
vi)	Univ. of Alagapa								
vii)	Univ. of Annamalai								
viii)	Mano.Sundranar Univ.								
	<b>Total (Tamil Nadu)</b>	0	0	0	0	0	0	0	0
<b>15</b>	<b>DELHI</b>								
i)	IGNOU					52	13		
	<b>Total (Delhi)</b>	0	0	0	0	52	13	0	0
<b>16</b>	<b>PONDICHERY</b>								
i)	Univ. of Pondicherry			1194	191				
	<b>Total (Pondicherry)</b>	0	0	1194	191	0	0	0	0
	<b>GRAND TOTAL</b>	39	9	3131	971	52	13	184	10

S.No.	STATES/UTS UNIVERSITY	II DEGREE PROFESSIONAL NO. OF STUDENTS RECEIVING PROFESSIONAL, TECHNICAL, VOCATIONAL, INDUSTRIAL, ENGG. 97-98							
		MEE		MPC		MEC		MS/ME	
		Total	Girls	Total	Girls	Total	Girls	Total	Girls
1	2	27	28	29	30	31	32	33	34
<b>10</b>	<b>MAHARASHTRA</b>								
	i) YCMOU, Nasik								
	ii) Univ. of Mumbai								
	iii) SNDT, Bombay								
	iv) Population Science.								
	<b>Total (Maharashtra)</b>	0	0	0	0	0	0	0	0
<b>11</b>	<b>ORISSA</b>								
	i) Behrampur Univ								
	<b>Total (Orissa)</b>	0	0	0	0	0	0	0	0
<b>12</b>	<b>PUNJAB</b>								
	i) Panjab Univ								
	ii) Punjabi Univ, Patiala								
	<b>Total (Punjab)</b>	0	0	0	0	0	0	0	0
<b>13</b>	<b>RAJASTHAN</b>								
	i) Kota Open Univ. Kota.								
	ii) BIIT, Pilani							833	138
	iii) JVBI, Ladhun								
	<b>Total (Rajasthan)</b>	0	0	0	0	0	0	833	138
<b>14</b>	<b>TAMIL NADU</b>								
	i) Univ. of Bharthiar								
	ii) Univ. of Bharathi Dasan								
	iii) Madurai Kamaraja Univ.								
	iv) Univ. of Madras								
	v) Mother Teresa Women Univ.								
	vi) Univ. of Alagapa								
	vii) Univ. of Annamalai								
	viii) Mano.Sundranar Univ.								
	<b>Total (Tamil Nadu)</b>	0	0	0	0	0	0	0	0
<b>15</b>	<b>DELHI</b>								
	i) IGNOU								
	<b>Total (Delhi)</b>	0	0	0	0	0	0	0	0
<b>16</b>	<b>PONDICHERRY</b>								
	i) Univ. of Pondicherry								
	<b>Total (Pondicherry)</b>	0	0	0	0	0	0	0	0
	<b>GRAND TOTAL</b>	0	0	0	0	0	0	833	138

S.No.	STATES/UTS UNIVERSITY	II DEGREE PROFESSIONAL TABLE - 8 NO. OF STUDENTS RECEIVING PROFESSIONAL, TECHNICAL, VOCATIONAL, INDUSTRIAL, ENGG. 97-98							
		MMM		MFT		MIM		MCS	
		Total	Girls	Total	Girls	Total	Girls	Total	Girls
1	2	35	36	37	38	39	40	41	42
<b>10</b>	<b>MAHARASHTRA</b>								
	i) YCMOU, Nasik								
	ii) Univ. of Mumbai								
	iii) SNDT, Bombay								
	iv) Population Science.								
	<b>Total (Maharashtra)</b>	0	0	0	0	0	0	0	0
<b>11</b>	<b>ORISSA</b>								
	i) Behrampur Univ								
	<b>Total (Orissa)</b>	0	0	0	0	0	0	0	0
<b>12</b>	<b>PUNJAB</b>								
	i) Panjab Univ								
	ii) Punjabi Univ, Patiala								
	<b>Total (Punjab)</b>	0	0	0	0	0	0	0	0
<b>13</b>	<b>RAJASTHAN</b>								
	i) Kota Open Univ. Kota.								
	ii) BIIT, Pilani								
	iii) JVBI, Ladnun								
	<b>Total (Rajasthan)</b>	0	0	0	0	0	0	0	0
<b>14</b>	<b>TAMIL NADU</b>								
	i) Univ. of Bharthiar								
	ii) Univ. of Bharathi Dasan								
	iii) Madurai Kamaraja Univ.								
	iv) Univ. of Madras								
	v) Mother Teresa Women Univ.								
	vi) Univ. of Alagapa	61	NA			8	NA	462	NA
	vii) Univ. of Annamalai								
	viii) Mano.Sundranar Univ.								
	<b>Total (Tamil Nadu)</b>	61	0	0	0	8	0	462	0
<b>15</b>	<b>DELHI</b>								
	i) IGNOU								
	<b>Total (Delhi)</b>	0	0	0	0	0	0	0	0
<b>16</b>	<b>PONDICHERRY</b>								
	i) Univ. of Pondicherry	1318	132	893	83				
	<b>Total (Pondicherry)</b>	1318	132	893	83	0	0	0	0
	<b>GRAND TOTAL</b>	1379	132	893	83	8	0	462	0

S.No.	STATES/UTS UNIVERSITY	II DEGREE PROFESSIONAL TABLE - 8 NO. OF STUDENTS RECEIVING PROFESSIONAL,									
		MACCE		MWS		MBL		MPS		MLS	
		Total	Girls	Total	Girls	Total	Girls	Total	Girls	Total	Girls
1	2	43	44	45	46	47	48	49	50	51	52
10	<b>MAHARASHTRA</b>										
	i) YCMOU, Nasik										
	ii) Univ. of Mumbai										
	iii) SNDT, Bombay										
	iv) Population Science.							67	3		
	<b>Total (Maharashtra)</b>	0	0	0	0	0	0	67	3	0	0
11	<b>ORISSA</b>										
	i) Behrampur Univ										
	<b>Total (Orissa)</b>	0	0	0	0	0	0	0	0	0	0
12	<b>PUNJAB</b>										
	i) Punjab Univ										
	ii) Punjabi Univ, Patiala										
	<b>Total (Punjab)</b>	0	0	0	0	0	0	0	0	0	0
13	<b>RAJASTHAN</b>										
	i) Kota Open Univ. Kota.										
	ii) BIT, Pilani										
	iii) JVEL, Ladnun										
	<b>Total (Rajasthan)</b>	0	0	0	0	0	0	0	0	0	0
14	<b>TAMIL NADU</b>										
	i) Univ. of Bharthiar										
	ii) Univ. of Bharathi Dasan										
	iii) Madurai Kamaraja Univ.									955	319
	iv) Univ. of Madras										
	v) Mother Teresa Women Univ.										
	vi) Univ. of Alagapa	15	-	37	-						
	vii) Univ. of Annamalai										
	viii) Mano.Sundranar Univ.										
	<b>Total (Tamil Nadu)</b>	15	0	37	0	0	0	0	0	955	319
15	<b>DELHI</b>										
	i) IGNOU										
	<b>Total (Delhi)</b>	0	0	0	0	0	0	0	0	0	0
16	<b>PONDICHERRY</b>										
	i) Univ. of Pondicherry										
	<b>Total (Pondicherry)</b>	0	0	0	0	0	0	0	0	0	0
	<b>GRAND TOTAL</b>	15	0	37	0	268	63	67	3	955	319

S.No.	STATES/UTS UNIVERSITY	I DEGREE PROFESSIONAL										TABLE - 9	
		NO. OF STUDENTS RECEIVING PROFESSIONAL, TECHNICAL, VOCATIONAL											
		LLB		B.Ed		B.Tech		BCA		BJMC			
	Total	Girls	Total	Girls	Total	Girls	Total	Girls	Total	Girls	Total	Girls	
1	2	3	4	5	6	7	8	9	10	11	12		
<b>1</b>	<b>ANDHRA PRADESH</b>												
i)	Dr. BRA OU Hyd.												
ii)	Sri Venkateswara Uni			600	206								
iii)	Andhra Univ.												
iv)	JLN Tech. Univ.					660	58						
v)	Univ. of Kakatia			183	68								
	<b>Total (A.P.)</b>	0	0	783	274	660	58	0	0	0	0	0	0
<b>2</b>	<b>BIHAR</b>												
i)	Nalanda Univ. Bihar												
	<b>Total (Bihar)</b>	0	0	0	0	0	0	0	0	0	0	0	0
<b>3</b>	<b>GUJARAT</b>												
i)	Baba Sahib Ambedkar OU University, Ahmd.			1246	455								
	<b>Total (Gujarat)</b>	0	0	1246	455	0	0	0	0	0	0	0	0
<b>4</b>	<b>HARYANA</b>												
i)	Univ. of Kurukshetra												
ii)	MDU, Rohtak			121	66								
	<b>Total (Haryana)</b>	0	0	121	66	0	0	0	0	0	0	0	0
<b>5</b>	<b>HIMACHAL PRADESH</b>												
i)	HP Univ			785	382								
	<b>Total (H.P.)</b>	0	0	785	382	0	0	0	0	0	0	0	0
<b>6</b>	<b>JAMMU &amp; KASHMIR</b>												
i)	Univ. of Jammu			235	NA								
ii)	Univ. of Kashmir			1233	N.A.								
	<b>Total (J&amp;K)</b>	0	0	1468	0	0	0	0	0	0	0	0	0
<b>7</b>	<b>KARNATAKA</b>												
i)	Bangalore Univ.			352	181								
ii)	Karnataka OU Mysore.			1028									
	<b>Total (Karnataka)</b>	0	0	1380	181	0	0	0	0	0	0	0	0
<b>8</b>	<b>KERALA</b>												
i)	M.G. Univ							136	40				
ii)	Calicut Univ.												
	<b>Total (Kerala)</b>	0	0	0	0	0	0	136	40	0	0	0	0
<b>9</b>	<b>MADHYA PRADESH</b>												
i)	Berkatullah Univ.										19	2	
ii)	Guru Ghasidas Univ.							296	NA	36	NA		
iii)	Jivaji Univ.			4603	NA								
iv)	M.G. Gramudya Univ												
v)	Makha Lal Chaturvedi												
vi)	APS Univ.										37	2	
vii)	MP Bhoj(Open)Univ.Bhopal							246	28				
viii)	Dr. HS Gour Vishwa- Vidyalaya, Sagar										105	20	
	<b>Total (M.P.)</b>	0	0	4603	0	0	0	542	28	197	24		

S.No.	STATES/UTS UNIVERSITY	I DEGREE PROFESSIONAL										TABLE - 9	
		NO. OF STUDENTS RECEIVING PROFESSIONAL, TECHNICAL, VOCATIONAL, INDUSTRIAL ENGINEERING 1997-98											
		B.Lib.Sc.		BAL		BBA		BGL		BPR			
		Total	Girls	Total	Girls	Total	Girls	Total	Girls	Total	Girls		
1	2	13	14	15	16	17	18	19	20	21	22		
<b>1</b>	<b>ANDHRA PRADESH</b>												
i)	Dr. BRA OU Hyd.	348	NA							228	NA		
ii)	Sri Venkateswara Uni	400	113										
iii)	Andhra Univ.												
iv)	JLN Tech. Univ.												
v)	Univ. of Kakatia	152	40										
	<b>Total (A.P.)</b>	<b>900</b>	<b>153</b>	<b>0</b>	<b>0</b>	<b>0</b>	<b>0</b>	<b>0</b>	<b>0</b>	<b>228</b>	<b>0</b>		
<b>2</b>	<b>BIHAR</b>												
i)	Nalanda Univ. Bihar	21											
	<b>Total (Bihar)</b>	<b>21</b>	<b>0</b>	<b>0</b>	<b>0</b>	<b>0</b>	<b>0</b>	<b>0</b>	<b>0</b>	<b>0</b>	<b>0</b>		
<b>3</b>	<b>GUJARAT</b>												
i)	Baba Sahib Ambedkar OU University, Ahmd.												
	<b>Total (Gujarat)</b>	<b>0</b>	<b>0</b>	<b>0</b>	<b>0</b>	<b>0</b>	<b>0</b>	<b>0</b>	<b>0</b>	<b>0</b>	<b>0</b>		
<b>4</b>	<b>HARYANA</b>												
i)	Univ. of Kurukshetra	395	241			425	63						
ii)	MDU, Rohtak												
	<b>Total (Haryana)</b>	<b>395</b>	<b>241</b>	<b>0</b>	<b>0</b>	<b>425</b>	<b>63</b>	<b>0</b>	<b>0</b>	<b>0</b>	<b>0</b>		
<b>5</b>	<b>HIMACHAL PRADESH</b>												
i)	HP Univ												
	<b>Total (H.P.)</b>	<b>0</b>	<b>0</b>	<b>0</b>	<b>0</b>	<b>0</b>	<b>0</b>	<b>0</b>	<b>0</b>	<b>0</b>	<b>0</b>		
<b>6</b>	<b>JAMMU &amp; KASHMIR</b>												
i)	Univ. of Jammu												
ii)	Univ. of Kashmir												
	<b>Total (J&amp;K)</b>	<b>0</b>	<b>0</b>	<b>0</b>	<b>0</b>	<b>0</b>	<b>0</b>	<b>0</b>	<b>0</b>	<b>0</b>	<b>0</b>		
<b>7</b>	<b>KARNATAKA</b>												
i)	Bangalore Univ.												
ii)	Karnataka OU Mysore.												
	<b>Total (Karnataka)</b>	<b>0</b>	<b>0</b>	<b>0</b>	<b>0</b>	<b>0</b>	<b>0</b>	<b>0</b>	<b>0</b>	<b>0</b>	<b>0</b>		
<b>8</b>	<b>KERALA</b>												
i)	M.G. Univ												
ii)	Calicut Univ.	46	17										
	<b>Total (Kerala)</b>	<b>46</b>	<b>17</b>	<b>0</b>	<b>0</b>	<b>0</b>	<b>0</b>	<b>0</b>	<b>0</b>	<b>0</b>	<b>0</b>		
<b>9</b>	<b>MADHYA PRADESH</b>												
i)	Berkatullah Univ.	84	44										
ii)	Guru Ghasidas Univ.	124	NA			740	NA						
iii)	Jivaji Univ.												
iv)	M.G. Gramudya Univ												
v)	Makhanlal Chaturvedi												
vi)	APS Univ.	65	22										
vii)	MP Bhoj(Open)Univ.Bhopal					466	51						
viii)	Dr. HS Gour Vishwa- Vidyalaya, Sagar	458	172										
	<b>Total (M.P.)</b>	<b>731</b>	<b>238</b>	<b>0</b>	<b>0</b>	<b>1206</b>	<b>51</b>	<b>0</b>	<b>0</b>	<b>0</b>	<b>0</b>		

S.No.	STATES/UTS UNIVERSITY	I DEGREE PROFESSIONAL NO. OF STUDENTS RECEIVING PROFESSIONAL, TECHNICAL, VOCATIONAL INDUSTRIAL ENGINEERING 1997-98							
		BEE		BSc. Nursing		BTS		BCS	
		Total	Girls	Total	Girls	Total	Girls	Total	Girls
1	2	23	24	25	26	27	28	29	30
<b>1</b>	<b>ANDHRA PRADESH</b>								
	i) Dr. BRA OU Hyd.								
	ii) Sri Venkateswara Uni								
	iii) Andhra Univ.								
	iv) JLN Tech. Univ.								
	v) Univ. of Kakatia								
	<b>Total (A.P.)</b>	<b>0</b>	<b>0</b>	<b>0</b>	<b>0</b>	<b>0</b>	<b>0</b>	<b>0</b>	<b>0</b>
<b>2</b>	<b>BIHAR</b>								
	i) Nalanda Univ. Bihar								
	<b>Total (Bihar)</b>	<b>0</b>	<b>0</b>	<b>0</b>	<b>0</b>	<b>0</b>	<b>0</b>	<b>0</b>	<b>0</b>
<b>3</b>	<b>GUJARAT</b>								
	i) Baba Sahib Ambedkar OU University, Ahmd.								
	<b>Total (Gujarat)</b>	<b>0</b>	<b>0</b>	<b>0</b>	<b>0</b>	<b>0</b>	<b>0</b>	<b>0</b>	<b>0</b>
<b>4</b>	<b>HARYANA</b>								
	i) Univ. of Kurukshetra								
	ii) MDU, Rohtak								
	<b>Total (Haryana)</b>	<b>0</b>	<b>0</b>	<b>0</b>	<b>0</b>	<b>0</b>	<b>0</b>	<b>0</b>	<b>0</b>
<b>5</b>	<b>HIMACHAL PRADESH</b>								
	i) HP Univ								
	<b>Total (H.P.)</b>	<b>0</b>	<b>0</b>	<b>0</b>	<b>0</b>	<b>0</b>	<b>0</b>	<b>0</b>	<b>0</b>
<b>6</b>	<b>JAMMU &amp; KASHMIR</b>								
	i) Univ. of Jammu								
	ii) Univ. of Kashmir								
	<b>Total (J&amp;K)</b>	<b>0</b>	<b>0</b>	<b>0</b>	<b>0</b>	<b>0</b>	<b>0</b>	<b>0</b>	<b>0</b>
<b>7</b>	<b>KARNATAKA</b>								
	i) Bangalore Univ.								
	ii) Karnataka OU Mysore.								
	<b>Total (Karnataka)</b>	<b>0</b>	<b>0</b>	<b>0</b>	<b>0</b>	<b>0</b>	<b>0</b>	<b>0</b>	<b>0</b>
<b>8</b>	<b>KERALA</b>								
	i) M.G. Univ								
	ii) Calicut Univ.								
	<b>Total (Kerala)</b>	<b>0</b>	<b>0</b>	<b>0</b>	<b>0</b>	<b>0</b>	<b>0</b>	<b>0</b>	<b>0</b>
<b>9</b>	<b>MADHYA PRADESH</b>								
	i) Berkatullah Univ.								
	ii) Guru Ghasidas Univ.								
	iii) Jivaji Univ.								
	iv) M.G. Gramudya Univ								
	v) Makhnial Chaturvedi								
	vi) APS Univ.								
	vii) MP Bhoj(Open)Univ.Bhopal								
	viii) Dr. HS Gour Vishwa- Vidyalaya, Sagar								
	<b>Total (M.P.)</b>	<b>0</b>	<b>0</b>	<b>0</b>	<b>0</b>	<b>0</b>	<b>0</b>	<b>0</b>	<b>0</b>



S.No.	STATES/UTS UNIVERSITY	I DEGREE PROFESSIONAL NO. OF STUDENTS RECEIVING PROFESSIONAL, TECHNICAL, VOCATIONAL INDUSTRIAL ENGINEERING 1997-98					
		BBM		BS		B.H.Sc	
		Total	Girls	Total	Girls	Total	Girls
1	2	31	32	33	34	35	36
<b>1</b>	<b>ANDHRA PRADESH</b>						
	i) Dr. BRA OU Hyd.						
	ii) Sri Venkateswara Uni						
	iii) Andhra Univ.						
	iv) JLN Tech. Univ.						
	v) Univ. of Kakatia						
	<b>Total (A.P.)</b>	<b>0</b>	<b>0</b>	<b>0</b>	<b>0</b>	<b>0</b>	<b>0</b>
<b>2</b>	<b>BIHAR</b>						
	i) Nalanda Univ. Bihar						
	<b>Total (Bihar)</b>	<b>0</b>	<b>0</b>	<b>0</b>	<b>0</b>	<b>0</b>	<b>0</b>
<b>3</b>	<b>GUJARAT</b>						
	i) Baba Sahib Ambedkar OU University, Ahmd.						
	<b>Total (Gujarat)</b>	<b>0</b>	<b>0</b>	<b>0</b>	<b>0</b>	<b>0</b>	<b>0</b>
<b>4</b>	<b>HARYANA</b>						
	i) Univ. of Kurukshetra						
	ii) MDU, Rohtak						
	<b>Total (Haryana)</b>	<b>0</b>	<b>0</b>	<b>0</b>	<b>0</b>	<b>0</b>	<b>0</b>
<b>5</b>	<b>HIMACHAL PRADESH</b>						
	i) HP Univ						
	<b>Total (H.P.)</b>	<b>0</b>	<b>0</b>	<b>0</b>	<b>0</b>	<b>0</b>	<b>0</b>
<b>6</b>	<b>JAMMU &amp; KASHMIR</b>						
	i) Univ. of Jammu						
	ii) Univ. of Kashmir						
	<b>Total (J&amp;K)</b>	<b>0</b>	<b>0</b>	<b>0</b>	<b>0</b>	<b>0</b>	<b>0</b>
<b>7</b>	<b>KARNATAKA</b>						
	i) Bangalore Univ.	26	4				
	ii) Karnataka OU Mysore.						
	<b>Total (Karnataka)</b>	<b>26</b>	<b>4</b>	<b>0</b>	<b>0</b>	<b>0</b>	<b>0</b>
<b>8</b>	<b>KERALA</b>						
	i) M.G. Univ						
	ii) Calicut Univ.						
	<b>Total (Kerala)</b>	<b>0</b>	<b>0</b>	<b>0</b>	<b>0</b>	<b>0</b>	<b>0</b>
<b>9</b>	<b>MADHYA PRADESH</b>						
	i) Berkatullah Univ.						
	ii) Guru Ghasidas Univ.						
	iii) Jivaji Univ.						
	iv) M.G. Gramudya Univ						
	v) Makhanlal Chaturvedi						
	vi) APS Univ.						
	vii) MP Bhoj(Open)Univ.Bhopal						
	viii) Dr. HS Gour Vishwa- Vidyalaya, Sagar						
	<b>Total (M.P.)</b>	<b>0</b>	<b>0</b>	<b>0</b>	<b>0</b>	<b>0</b>	<b>0</b>

S.No.	STATES/UTS UNIVERSITY	I DEGREE PROFESSIONAL										TABLE - 9	
		NO. OF STUDENTS RECEIVING PROFESSIONAL, TECHNICAL, VOCATIONAL											
		INDUSTRIAL ENGINEERING 1997-98											
		LLB		B.Ed		B.Tech		BCA		BJMC			
		Total	Girls	Total	Girls	Total	Girls	Total	Girls	Total	Girls		
1	2	3	4	5	6	7	8	9	10	11	12		
<b>10</b>	<b>MAHARASHTRA</b>												
	i) YCMOU, NASIK			2561	895								
	<b>Total (Maharashtra)</b>	<b>0</b>	<b>0</b>	<b>2561</b>	<b>895</b>	<b>0</b>	<b>0</b>	<b>0</b>	<b>0</b>	<b>0</b>	<b>0</b>		
<b>11</b>	<b>PUNJAB</b>												
	i) Punjabi Univ. Patiala.			465	256								
	<b>Total (Punjab)</b>	<b>0</b>	<b>0</b>	<b>465</b>	<b>256</b>	<b>0</b>	<b>0</b>	<b>0</b>	<b>0</b>	<b>0</b>	<b>0</b>		
<b>12</b>	<b>RAJASTHAN</b>												
	i) Kota Open Univ. Kota.									203	NA		
	ii) BIT, Pilani off Campus.					832	101						
	<b>Total (Rajasthan)</b>	<b>0</b>	<b>0</b>	<b>0</b>	<b>0</b>	<b>832</b>	<b>101</b>	<b>0</b>	<b>0</b>	<b>203</b>	<b>0</b>		
<b>13</b>	<b>TAMIL NADU</b>												
	i) Bharti Desan Univ			666	436								
	ii) Bharti Univ.												
	iv) M. Kamaraja Univ												
	vi) Madras Univ.			909	501			2473	566				
	vii) Annamalai Univ.												
	viii) Alagappa Univ.							46	NA				
	viii) Mother Teresa Univ.							5	5				
	<b>Total (Tamil Nadu)</b>	<b>0</b>	<b>0</b>	<b>1575</b>	<b>937</b>	<b>0</b>	<b>0</b>	<b>2524</b>	<b>571</b>	<b>0</b>	<b>0</b>		
<b>14</b>	<b>DELHI</b>												
	i) IGNOU							18155	2205				
	<b>Total (Delhi)</b>	<b>0</b>	<b>0</b>	<b>0</b>	<b>0</b>	<b>0</b>	<b>0</b>	<b>18155</b>	<b>2205</b>	<b>0</b>	<b>0</b>		
<b>15</b>	<b>PONDICHERRY</b>												
	i) Univ. of Pondicherry												
	<b>Total (Pondicherry)</b>	<b>0</b>	<b>0</b>	<b>0</b>	<b>0</b>	<b>0</b>	<b>0</b>	<b>0</b>	<b>0</b>	<b>0</b>	<b>0</b>		
	<b>GRAND TOTAL</b>	<b>0</b>	<b>0</b>	<b>14667</b>	<b>3446</b>	<b>1492</b>	<b>159</b>	<b>21357</b>	<b>2844</b>	<b>400</b>	<b>24</b>		

S.No.	STATES/UTS UNIVERSITY	I DEGREE PROFESSIONAL NO. OF STUDENTS RECEIVING PROFESSIONAL, TECHNICAL, VOCATIONAL, INDUSTRIAL ENGINEERING 1997-98									
		B.Lib.Sc.		BAL		BBA		BGL		BPR	
		Total	Girls	Total	Girls	Total	Girls	Total	Girls	Total	Girls
1	2	13	14	15	16	17	18	19	20	21	22
10	<b>MAHARASHTRA</b>										
	i) YCMOU, NASIK	701	357								
	<b>Total (Maharashtra)</b>	<b>701</b>	<b>357</b>	<b>0</b>	<b>0</b>	<b>0</b>	<b>0</b>	<b>0</b>	<b>0</b>	<b>0</b>	<b>0</b>
11	<b>PUNJAB</b>										
	i) Punjabi Univ. Patiala.										
	<b>Total (Punjab)</b>	<b>0</b>	<b>0</b>	<b>0</b>	<b>0</b>	<b>0</b>	<b>0</b>	<b>0</b>	<b>0</b>	<b>0</b>	<b>0</b>
12	<b>RAJASTHAN</b>										
	i) Kota Open Univ. Kota.										
	ii) BIIT, Pilani off Campus.										
	<b>Total (Rajasthan)</b>	<b>0</b>	<b>0</b>	<b>0</b>	<b>0</b>	<b>0</b>	<b>0</b>	<b>0</b>	<b>0</b>	<b>0</b>	<b>0</b>
13	<b>TAMIL NADU</b>										
	i) Bharti Desan Univ					769	287				
	ii) Bharti Univ.										
	iv) M. Kamaraja Univ	682	273	-	-	2745	1085	269	72		
	vi) Madras Univ.	447	206			21125	4488				
	vii) Annamalai Univ.	1197	534	314	50	7897	1847	536	110		
	vii) Alagappa Univ.	7	NA								
	viii) Mother Teresa Univ.										
	<b>Total (Tamil Nadu)</b>	<b>2333</b>	<b>1013</b>	<b>314</b>	<b>50</b>	<b>32536</b>	<b>7707</b>	<b>805</b>	<b>182</b>	<b>0</b>	<b>0</b>
14	<b>DELHI</b>										
	i) IGNOU	1205	587								
	<b>Total (Delhi)</b>	<b>1205</b>	<b>587</b>	<b>0</b>	<b>0</b>	<b>0</b>	<b>0</b>	<b>0</b>	<b>0</b>	<b>0</b>	<b>0</b>
15	<b>PONDICHERRY</b>										
	i) Univ. of Pondicherry					1151	147				
	<b>Total (Pondicherry)</b>	<b>0</b>	<b>0</b>	<b>0</b>	<b>0</b>	<b>1151</b>	<b>147</b>	<b>0</b>	<b>0</b>	<b>0</b>	<b>0</b>
	<b>GRAND TOTAL</b>	<b>6332</b>	<b>2606</b>	<b>314</b>	<b>50</b>	<b>35318</b>	<b>7968</b>	<b>805</b>	<b>182</b>	<b>228</b>	<b>0</b>

S.No.	STATES/UTS UNIVERSITY	I DEGREE PROFESSIONAL NO. OF STUDENTS RECEIVING PROFESSIONAL, TECHNICAL, VOCATIONAL INDUSTRIAL ENGINEERING 1997-98							
		BEE		BSc. Nursing		BTS		BCS	
		Total	Girls	Total	Girls	Total	Girls	Total	Girls
1	2	23	24	25	26	27	28	29	30
10	<b>MAHARASHTRA</b>								
	i) YCMOU, NASIK								
	<b>Total (Maharashtra)</b>	0	0	0	0	0	0	0	0
11	<b>PUNJAB</b>								
	i) Punjabi Univ. Patiala.								
	<b>Total (Punjab)</b>	0	0	0	0	0	0	0	0
12	<b>RAJASTHAN</b>								
	i) Kota Open Univ. Kota.								
	ii) BIIT, Pilani off Campus.								
	<b>Total (Rajasthan)</b>	0	0	0	0	0	0	0	0
13	<b>TAMIL NADU</b>								
	i) Bharti Desan Univ								
	ii) Bharti Univ.								
	iv) M. Kamaraja Univ								
	vi) Madras Univ.								
	vii) Annamalai Univ.								
	viii) Alagappa Univ.							7	NA
	viii) Mother Terresa Univ.								
	<b>Total (Tamil Nadu)</b>	0	0	0	0	0	0	7	0
14	<b>DELHI</b>								
	i) IGNOU			1103	1003	2384	567		
	<b>Total (Delhi)</b>	0	0	1103	1003	2384	567	0	0
15	<b>PONDICHERRY</b>								
	i) Univ. of Pondicherry							43	23
	<b>Total (Pondicherry)</b>	0	0	0	0	0	0	43	23
	<b>GRAND TOTAL</b>	0	0	1103	1003	2384	567	50	23

S.No.	STATES/UTS UNIVERSITY	I DEGREE PROFESSIONAL NO. OF STUDENTS RECEIVING PROFESSIONAL, TECHNICAL, VOCATIONAL INDUSTRIAL ENGINEERING 1997-98					
		BBM		BS		B.H.Sc	
		Total	Girls	Total	Girls	Total	Girls
1	2	31	32	33	34	35	36
10	<b>MAHARASHTRA</b>						
	i) YCMOU, NASIK					189	7
	<b>Total (Maharashtra)</b>	0	0	0	0	189	7
11	<b>PUNJAB</b>						
	i) Punjabi Univ. Patiala.						
	<b>Total (Punjab)</b>	0	0	0	0	0	0
12	<b>RAJASTHAN</b>						
	i) Kota Open Univ. Kota.						
	ii) BIIT, Pilani off Campus.						
	<b>Total (Rajasthan)</b>	0	0	0	0	0	0
13	<b>TAMIL NADU</b>						
	i) Bharti Desan Univ						
	ii) Bharti Univ.						
	iv) M. Kamaraja Univ						
	vi) Madras Univ.	2094	1178				
	vii) Annamalai Univ.						
	viii) Alagappa Univ.	19	-				
	viii) Mother Teresa Univ.						
	<b>Total (Tamil Nadu)</b>	2113	1178	0	0	0	0
14	<b>DELHI</b>						
	i) IGNOU						
	<b>Total (Delhi)</b>	0	0	0	0	0	0
15	<b>PONDICHERRY</b>						
	i) Univ. of Pondicherry						
	<b>Total (Pondicherry)</b>	0	0	0	0	0	0
	<b>GRAND TOTAL</b>	2139	1182	0	0	189	7

TABLE - 10											
D: PG DIPLOMA COURSES (IND DEGREE LEVEL) PROFESSIONAL EDUCATION (97-98)											
S.No.	STATE/UT UNIVERSITY	PGDCA		PGCTE		PGDTE		PGD(Edn)		PGDPA	
		Total	Girls	Total	Girls	Total	Girls	Total	Girls	Total	Girls
1	2	3	4	5	6	7	8	9	10	11	12
<b>1</b>	<b>ANDHRA PRADESH</b>										
	i) CIEFL Hyd.			506	261	170	68				
	ii) Sri Venkateshwara U.										
	iii) Andhra Univ.										
	iv) Dr. BRA OU Hyd.										
	v) Univ. of Kakatia										
	vi) Osmania Univ.										
	vii) Univ. of Hyderabad	389	60								
	<b>Total (Andhra Pradesh)</b>	<b>389</b>	<b>60</b>	<b>506</b>	<b>261</b>	<b>170</b>	<b>68</b>	<b>0</b>	<b>0</b>	<b>0</b>	<b>0</b>
<b>2</b>	<b>BIHAR</b>										
	i) Patna Univ.										
	ii) Nalanda Univ										
	<b>Total (Bihar)</b>	<b>0</b>	<b>0</b>	<b>0</b>	<b>0</b>	<b>0</b>	<b>0</b>	<b>0</b>	<b>0</b>	<b>0</b>	<b>0</b>
<b>3</b>	<b>HARYANA</b>										
	i) Kurakshetra	862	279								
	<b>Total (Haryana)</b>	<b>862</b>	<b>279</b>	<b>0</b>	<b>0</b>	<b>0</b>	<b>0</b>	<b>0</b>	<b>0</b>	<b>0</b>	<b>0</b>
<b>4</b>	<b>HIMACHAL PRADESH</b>										
	i) Himachal Pradesh Univ.										
	<b>Total (H.P.)</b>	<b>0</b>	<b>0</b>	<b>0</b>	<b>0</b>	<b>0</b>	<b>0</b>	<b>0</b>	<b>0</b>	<b>0</b>	<b>0</b>
<b>5</b>	<b>JAMMU &amp; KASHMIR</b>										
	i) Univ. of Jammu										
	<b>Total (J&amp;K)</b>	<b>0</b>	<b>0</b>	<b>0</b>	<b>0</b>	<b>0</b>	<b>0</b>	<b>0</b>	<b>0</b>	<b>0</b>	<b>0</b>
<b>6</b>	<b>KARNATAKA</b>										
	i) Bangalore Univ.										
	ii) National Law School										
	iii) Karnataka OU Mysor										
	<b>Total (Karnataka)</b>	<b>0</b>	<b>0</b>	<b>0</b>	<b>0</b>	<b>0</b>	<b>0</b>	<b>0</b>	<b>0</b>	<b>0</b>	<b>0</b>
<b>7</b>	<b>KERALA</b>										
	i) Mahatma Gandhi Un.										
	<b>Total (Kerala)</b>	<b>0</b>	<b>0</b>	<b>0</b>	<b>0</b>	<b>0</b>	<b>0</b>	<b>0</b>	<b>0</b>	<b>0</b>	<b>0</b>
<b>8</b>	<b>MADHYA PRADESH</b>										
	i) Baraktulla Univ.										
	ii) APS Univ.	45	6								
	iii) Guru Ghasidas Univ.	136	NA								
	iv) Dr. H.S. Vishwavidyalaya, Sagar										
	<b>Total (M.P.)</b>	<b>181</b>	<b>6</b>	<b>0</b>	<b>0</b>	<b>0</b>	<b>0</b>	<b>0</b>	<b>0</b>	<b>0</b>	<b>0</b>
<b>9</b>	<b>MAHARASHTRA</b>										
	i) Univ. of Mumbai										
	ii) YCMOU, Nasik										
	iii) Shivaji, Kolhapur							7	1		
	<b>Total (Maharashtra)</b>	<b>0</b>	<b>0</b>	<b>0</b>	<b>0</b>	<b>0</b>	<b>0</b>	<b>7</b>	<b>1</b>	<b>0</b>	<b>0</b>
<b>10</b>	<b>PUNJAB</b>										
	i) Punjab Univ.										
	ii) Punjabi Univ										
	<b>Total (Punjab)</b>	<b>0</b>	<b>0</b>	<b>0</b>	<b>0</b>	<b>0</b>	<b>0</b>	<b>0</b>	<b>0</b>	<b>0</b>	<b>0</b>
<b>11</b>	<b>RAJASTHAN</b>										
	i) Kota Open Univ. Kota.										
	<b>Total (Rajasthan)</b>	<b>0</b>	<b>0</b>	<b>0</b>	<b>0</b>	<b>0</b>	<b>0</b>	<b>0</b>	<b>0</b>	<b>0</b>	<b>0</b>

TABLE - 10

## D: PG DIPLOMA COURSES (HIND DEGREE LEVEL) PROFESSIONAL EDUCATION (97-98)

S.No.	STATE/UT UNIVERSITY	PGDIRM/DORM		PGD/JMC		PGDM		PGDC&RS		PGD Trans.	
		Total	Girls	Total	Girls	Total	Girls	Total	Girls	Total	Girls
1	2	13	14	15	16	17	18	19	20	21	22
1	<b>ANDHRA PRADESH</b>										
	i) CIEFL Hyd.										
	ii) Sri Venkateshwar U.	300	24								
	iii) Andhra Univ.	473	232					109	24	12	2
	iv) Dr. BRA OU Hyd.										
	v) Univ. of Kakatla	302	34								
	vi) Osmania Univ.										
	vii) Univ. of Hyderabad									58	20
	<b>Total (Andhra Pradesh)</b>	<b>1075</b>	<b>290</b>	<b>0</b>	<b>0</b>	<b>0</b>	<b>0</b>	<b>109</b>	<b>24</b>	<b>70</b>	<b>22</b>
2	<b>BIHAR</b>										
	i) Patna Univ.			104	20						
	ii) Nalanda Univ.			22	-						
	<b>Total (Bihar)</b>	<b>0</b>	<b>0</b>	<b>126</b>	<b>20</b>	<b>0</b>	<b>0</b>	<b>0</b>	<b>0</b>	<b>0</b>	<b>0</b>
3	<b>HARYANA</b>										
	i) Kurakshetra			332	67						
	<b>Total (Haryana)</b>	<b>0</b>	<b>0</b>	<b>332</b>	<b>67</b>	<b>0</b>	<b>0</b>	<b>0</b>	<b>0</b>	<b>0</b>	<b>0</b>
4	<b>HIMACHAL PRADESH</b>										
	i) Himachal Pradesh Univ.										
	<b>Total (H.P.)</b>	<b>0</b>	<b>0</b>	<b>0</b>	<b>0</b>	<b>0</b>	<b>0</b>	<b>0</b>	<b>0</b>	<b>0</b>	<b>0</b>
5	<b>JAMMU &amp; KASHMIR</b>										
	i) Univ. of Jammu										
	<b>Total (J&amp;K)</b>	<b>0</b>	<b>0</b>	<b>0</b>	<b>0</b>	<b>0</b>	<b>0</b>	<b>0</b>	<b>0</b>	<b>0</b>	<b>0</b>
6	<b>KARNATAKA</b>										
	i) Bangalore Univ.										
	ii) National Law School										
	iii) Karnataka OU Mysor										
	<b>Total (Karnataka)</b>	<b>0</b>	<b>0</b>	<b>0</b>	<b>0</b>	<b>0</b>	<b>0</b>	<b>0</b>	<b>0</b>	<b>0</b>	<b>0</b>
7	<b>KERALA</b>										
	i) Mahatma Gandhi Un.										
	<b>Total (Kerala)</b>	<b>0</b>	<b>0</b>	<b>0</b>	<b>0</b>	<b>0</b>	<b>0</b>	<b>0</b>	<b>0</b>	<b>0</b>	<b>0</b>
8	<b>MADHYA PRADESH</b>										
	i) Barakulla Univ.										
	ii) APS Univ.										
	iii) Guru Ghasidas Univ.	70	NA								
	iv) Dr. H.S. Vishwavidyalaya, Sagar										
	<b>Total (M.P.)</b>	<b>70</b>	<b>0</b>	<b>0</b>	<b>0</b>	<b>0</b>	<b>0</b>	<b>0</b>	<b>0</b>	<b>0</b>	<b>0</b>
9	<b>MAHARASHTRA</b>										
	i) Univ. of Mumbai	13	5								
	ii) YCMOU, Nasik										
	iii) Shivaji, Kolhapur										
	<b>Total (Maharashtra)</b>	<b>13</b>	<b>5</b>	<b>0</b>	<b>0</b>	<b>0</b>	<b>0</b>	<b>0</b>	<b>0</b>	<b>0</b>	<b>0</b>
10	<b>PUNJAB</b>										
	i) Punjab Univ.										
	ii) Punjabi Univ.										
	<b>Total (Punjab)</b>	<b>0</b>	<b>0</b>	<b>0</b>	<b>0</b>	<b>0</b>	<b>0</b>	<b>0</b>	<b>0</b>	<b>0</b>	<b>0</b>
11	<b>RAJASTHAN</b>										
	i) Kota Open Univ. Kota.					399	NA				
	<b>Total (Rajasthan)</b>	<b>0</b>	<b>0</b>	<b>0</b>	<b>0</b>	<b>399</b>	<b>0</b>	<b>0</b>	<b>0</b>	<b>0</b>	<b>0</b>

TABLE - 10									
D: PG DIPLOMA COURSES (IIND DEGREE LEVEL) PROFESSIONAL EDUCATION (97-98)									
S.No.	STATE/UT UNIVERSITY	PGDES		PGDBA/PGDBM		PGDMM		PGDPM	
		Total	Girls	Total	Girls	Total	Girls	Total	Girls
1	2	23	24	25	26	27	28	29	30
<b>1</b>	<b>ANDHRA PRADESH</b>								
	i) CIEFL Hyd.								
	ii) Sri Venkateshawra U.								
	iii) Andhra Univ.	92	18						
	iv) Dr. BRA OU Hyd.					280	NA		
	v) Univ. of Kakatia			119	20				
	vi) Osmania Univ.								
	vii) Univ. of Hyderabad								
	<b>Total (Andhra Pradesh)</b>	<b>92</b>	<b>18</b>	<b>119</b>	<b>20</b>	<b>280</b>	<b>0</b>	<b>0</b>	<b>0</b>
<b>2</b>	<b>BIHAR</b>								
	i) Patna Univ.								
	ii) Nalanda Univ.					62	-		
	<b>Total (Bihar)</b>	<b>0</b>	<b>0</b>	<b>0</b>	<b>0</b>	<b>62</b>	<b>0</b>	<b>0</b>	<b>0</b>
<b>3</b>	<b>HARYANA</b>								
	i) Kurakshetra	84	22						
	<b>Total (Haryana)</b>	<b>84</b>	<b>22</b>	<b>0</b>	<b>0</b>	<b>0</b>	<b>0</b>	<b>0</b>	<b>0</b>
<b>4</b>	<b>HIMACHAL PRADESH</b>								
	i) Himachal Pradesh Univ.							1101	264
	<b>Total (H.P.)</b>	<b>0</b>	<b>0</b>	<b>0</b>	<b>0</b>	<b>0</b>	<b>0</b>	<b>1101</b>	<b>264</b>
<b>5</b>	<b>JAMMU &amp; KASHMIR</b>								
	i) Univ. of Jammu			345	NA				
	<b>Total (J&amp;K)</b>	<b>0</b>	<b>0</b>	<b>345</b>	<b>0</b>	<b>0</b>	<b>0</b>	<b>0</b>	<b>0</b>
<b>6</b>	<b>KARNATAKA</b>								
	i) Bangalore Univ.			80	35	24	5	82	33
	ii) National Law School								
	iii) Karnataka OU Mysor								
	<b>Total (Karnataka)</b>	<b>0</b>	<b>0</b>	<b>80</b>	<b>35</b>	<b>24</b>	<b>5</b>	<b>82</b>	<b>33</b>
<b>7</b>	<b>KERALA</b>								
	i) Mahatma Gandhi Un.								
	<b>Total (Kerala)</b>	<b>0</b>	<b>0</b>	<b>0</b>	<b>0</b>	<b>0</b>	<b>0</b>	<b>0</b>	<b>0</b>
<b>8</b>	<b>MADHYA PRADESH</b>								
	i) Baraktulla Univ.								
	ii) APS Univ.	5	-					22	2
	iii) Guru Ghasidas Univ.			46	NA	31	NA		
	iv) Dr. H.S. Vishwavidyalaya, Sagar	151	28						
	<b>Total (M.P.)</b>	<b>156</b>	<b>28</b>	<b>46</b>	<b>0</b>	<b>31</b>	<b>0</b>	<b>22</b>	<b>2</b>
<b>9</b>	<b>MAHARASHTRA</b>								
	i) Univ. of Mumbai								
	ii) YCMOU, Nasik								
	iii) Shivaji, Kolhapur								
	<b>Total (Maharashtra)</b>	<b>0</b>	<b>0</b>	<b>0</b>	<b>0</b>	<b>0</b>	<b>0</b>	<b>0</b>	<b>0</b>
<b>10</b>	<b>PUNJAB</b>								
	i) Punjab Univ.								
	ii) Punjabi Univ.								
	<b>Total (Punjab)</b>	<b>0</b>	<b>0</b>	<b>0</b>	<b>0</b>	<b>0</b>	<b>0</b>	<b>0</b>	<b>0</b>
<b>11</b>	<b>RAJASTHAN</b>								
	i) Kota Open Univ. Kota.								
	<b>Total (Rajasthan)</b>	<b>0</b>	<b>0</b>	<b>0</b>	<b>0</b>	<b>0</b>	<b>0</b>	<b>0</b>	<b>0</b>



TABLE - 10									
D: PG DIPLOMA COURSES (IIND DEGREE LEVEL) PROFESSIONAL EDUCATION (97-98)									
S.No.	STATE/UT UNIVERSITY	PGDTL		PGDLL		PGDHT		Dip. Ling.	
		Total	Girls	Total	Girls	Total	Girls	Total	Girls
1	2	31	32	33	34	35	36	37	38
1	<b>ANDHRA PRADESH</b>								
	i) CIEFL Hyd.								
	ii) Sri Venkateshawra U.								
	iii) Andhra Univ.								
	iv) Dr. BRA OU Hyd.								
	v) Univ. of Kakatia								
	vi) Osmania Univ.								
	vii) Univ. of Hyderabad								
	<b>Total (Andhra Pradesh)</b>	0	0	0	0	0	0	0	0
2	<b>BIHAR</b>								
	i) Patna Univ.								
	ii) Nalanda Univ								
	<b>Total (Bihar)</b>	0	0	0	0	0	0	0	0
3	<b>HARYANA</b>								
	i) Kurukshetra								
	<b>Total (Haryana)</b>	0	0	0	0	0	0	0	0
4	<b>HIMACHAL PRADESH</b>								
	i) Himahal Pradesh Univ.								
	<b>Total (H.P.)</b>	0	0	0	0	0	0	0	0
5	<b>JAMMU &amp; KASHMIR</b>								
	i) Univ. of Jammu								
	<b>Total (J&amp;K)</b>	0	0	0	0	0	0	0	0
6	<b>KARNATAKA</b>								
	i) Bangalore Univ.	16	3	9	4	13	7		
	ii) National Law School								
	iii) Karnataka OU Mysor								
	<b>Total (Karnataka)</b>	16	3	9	4	13	7	0	0
7	<b>KERALA</b>								
	i) Mahatma Gandhi Un.								
	<b>Total (Kerala)</b>	0	0	0	0	0	0	0	0
8	<b>MADHYA PRADESH</b>								
	i) Barakulla Univ.								
	ii) APS Univ.								
	iii) Guru Ghasidas Univ.								
	iv) Dr. H.S. Vishwavidyalaya, Sagar								
	<b>Total (M.P.)</b>	0	0	0	0	0	0	0	0
9	<b>MAHARASHTRA</b>								
	i) Univ. of Mumbai								
	ii) YCMOU, Nasik								
	iii) Shivaji, Kolhapur								
	<b>Total (Maharashtra)</b>	0	0	0	0	0	0	0	0
10	<b>PUNJAB</b>								
	i) Punjab Univ.								
	ii) Punjabi Univ								
	<b>Total (Punjab)</b>	0	0	0	0	0	0	0	0
11	<b>RAJASTHAN</b>								
	i) Kota Open Univ. Kota.								
	<b>Total (Rajasthan)</b>	0	0	0	0	0	0	0	0

TABLE - 10											
D: PG DIPLOMA COURSES (HIND DEGREE LEVEL) PROFESSIONAL EDUCATION (97-98)											
S.No.	STATE/UT UNIVERSITY	PGD(Func.Studies)		PGDHE		PGDDE		PGDRD		PGDCM	
		Total	Girls	Total	Girls	Total	Girls	Total	Girls	Total	Girls
1	2	39	40	41	42	43	44	45	46	47	48
1	<b>ANDHRA PRADESH</b>										
	i) CIEFL Hyd.										
	ii) Sri Venkateshawra U.										
	iii) Andhra Univ.										
	iv) Dr. BRA OU Hyd.										
	v) Univ. of Kakatia							15	2		
	vi) Osmania Univ.										
	vii) Univ. of Hyderabad										
	<b>Total (Andhra Pradesh)</b>	0	0	0	0	0	0	15	2	0	0
2	<b>BIHAR</b>										
	i) Patna Univ.										
	ii) Nalanda Univ										
	<b>Total (Bihar)</b>	0	0	0	0	0	0	0	0	0	0
3	<b>HARYANA</b>										
	i) Kurakshetra										
	<b>Total (Haryana)</b>	0	0	0	0	0	0	0	0	0	0
4	<b>HIMACHAL PRADESH</b>										
	i) Himahal Pradesh Univ.										
	<b>Total (H.P.)</b>	0	0	0	0	0	0	0	0	0	0
5	<b>JAMMU &amp; KASHMIR</b>										
	i) Univ. of Jammu										
	<b>Total (J&amp;K)</b>	0	0	0	0	0	0	0	0	0	0
6	<b>KARNATAKA</b>										
	i) Bangalore Univ.										
	ii) National Law School										
	iii) Karnataka OU Mysor										
	<b>Total (Karnataka)</b>	0	0	0	0	0	0	0	0	0	0
7	<b>KERALA</b>										
	i) Mahatma Gandhi Un.										
	<b>Total (Kerala)</b>	0	0	0	0	0	0	0	0	0	0
8	<b>MADHYA PRADESH</b>										
	i) Baraktulla Univ.										
	ii) APS Univ.										
	iii) Guru Ghasidas Univ.										
	iv) Dr. H.S. Vishwavi- dyalaya, Sagar										
	<b>Total (M.P.)</b>	0	0	0	0	0	0	0	0	0	0
9	<b>MAHARASHTRA</b>										
	i) Univ. of Mumbai										
	ii) YCMOU, Nasik										
	iii) Shivaji, Kolhapur										
	<b>Total (Maharashtra)</b>	0	0	0	0	0	0	0	0	0	0
10	<b>PUNJAB</b>										
	i) Punjab Univ.										
	ii) Punjabi Univ										
	<b>Total (Punjab)</b>	0	0	0	0	0	0	0	0	0	0
11	<b>RAJASTHAN</b>										
	i) Kota Open Univ. Kota.										
	<b>Total (Rajasthan)</b>	0	0	0	0	0	0	0	0	0	0

TABLE - 10

## D: PG DIPLOMA COURSES (IIND DEGREE LEVEL) PROFESSIONAL EDUCATION (97-98)

S.No.	STATE/UT UNIVERSITY	PG DFM		PGDMTHM		PGD.MI.Mgt.		PGD Adv.		PGD PR	
		Total	Girls	Total	Girls	Total	Girls	Total	Girls	Total	Girls
1	2	49	50	51	52	53	54	55	56	57	58
1	<b>ANDHRA PRADESH</b>										
	i) CIEFL Hyd.										
	ii) Sri Venkateshawra U.										
	iii) Andhra Univ.										
	iv) Dr. BRA OU Hyd.										
	v) Univ. of Kakatia										
	vi) Osmania Univ.										
	vii) Univ. of Hyderabad										
	<b>Total (Andhra Pradesh)</b>	0	0	0	0	0	0	0	0	0	0
2	<b>BIHAR</b>										
	i) Patna Univ.										
	ii) Nalanda Univ.	19	-								
	<b>Total (Bihar)</b>	19	0	0	0	0	0	0	0	0	0
3	<b>HARYANA</b>										
	i) Kurukshetra										
	<b>Total (Haryana)</b>	0	0	0	0	0	0	0	0	0	0
4	<b>HIMACHAL PRADESH</b>										
	i) Himachal Pradesh Univ.										
	<b>Total (H.P.)</b>	0	0	0	0	0	0	0	0	0	0
5	<b>JAMMU &amp; KASHMIR</b>										
	i) Univ. of Jammu										
	<b>Total (J&amp;K)</b>	0	0	0	0	0	0	0	0	0	0
6	<b>KARNATAKA</b>										
	i) Bangalore Univ.										
	ii) National Law School										
	iii) Karnataka OU Mysor										
	<b>Total (Karnataka)</b>	0	0	0	0	0	0	0	0	0	0
7	<b>KERALA</b>										
	i) Mahatma Gandhi Un.										
	<b>Total (Kerala)</b>	0	0	0	0	0	0	0	0	0	0
8	<b>MADHYA PRADESH</b>										
	i) Barakulla Univ.										
	ii) APS Univ.										
	iii) Guru Ghasidas Univ.										
	iv) Dr. H.S. Vishwavidyalaya, Sagar										
	<b>Total (M.P.)</b>	0	0	0	0	0	0	0	0	0	0
9	<b>MAHARASHTRA</b>										
	i) Univ. of Mumbai	221	71								
	ii) YCMOU, Nasik										
	iii) Shivaji, Kolhapur										
	<b>Total (Maharashtra)</b>	221	71	0	0	0	0	0	0	0	0
10	<b>PUNJAB</b>										
	i) Punjab Univ.										
	ii) Punjabi Univ.										
	<b>Total (Punjab)</b>	0	0	0	0	0	0	0	0	0	0
11	<b>RAJASTHAN</b>										
	i) Kota Open Univ. Kota.	41	NA								
	<b>Total (Rajasthan)</b>	41	0	0	0	0	0	0	0	0	0

TABLE - 10									
D: PG DIPLOMA COURSES (IIND DEGREE LEVEL) PROFESSIONAL EDUCATION (97-98)									
S.No	STATE/UT UNIVERSITY	PGDG&C		PGDT&T		PGDIR/PMIR		DHFWE	
		Total	Girls	Total	Girls	Total	Girls	Total	Girls
1	2	59	60	61	62	63	64	65	66
<b>1</b>	<b>ANDHRA PRADESH</b>								
	i) CIEFL Hyd.								
	ii) Sri Venkateshawra U.			36	8				
	iii) Andhra Univ.								
	iv) Dr. BRA OU Hyd.								
	v) Univ. of Kakatia								
	vi) Osmania Univ.								
	vii) Univ. of Hyderabad								
	<b>Total (Andhra Pradesh)</b>	0	0	36	8	0	0	0	0
<b>2</b>	<b>BIHAR</b>								
	i) Patna Univ.								
	ii) Nalanda Univ.								
	<b>Total (Bihar)</b>	0	0	0	0	0	0	0	0
<b>3</b>	<b>HARYANA</b>								
	i) Kurakshetra			151	18				
	<b>Total (Haryana)</b>	0	0	151	18	0	0	0	0
<b>4</b>	<b>HIMACHAL PRADESH</b>								
	i) Himachal Pradesh Univ.								
	<b>Total (H.P.)</b>	0	0	0	0	0	0	0	0
<b>5</b>	<b>JAMMU &amp; KASHMIR</b>								
	i) Univ. of Jammu								
	<b>Total (J&amp;K)</b>	0	0	0	0	0	0	0	0
<b>6</b>	<b>KARNATAKA</b>								
	i) Bangalore Univ.								
	ii) National Law School								
	iii) Karnataka OU Mysor								
	<b>Total (Karnataka)</b>	0	0	0	0	0	0	0	0
<b>7</b>	<b>KERALA</b>								
	i) Mahatma Gandhi Un.								
	<b>Total (Kerala)</b>	0	0	0	0	0	0	0	0
<b>8</b>	<b>MADHYA PRADESH</b>								
	i) Baraktulla Univ.								
	ii) APS Univ.								
	iii) Guru Ghasidas Univ.								
	iv) Dr. H.S. Vishwavidyalaya, Sagar								
	<b>Total (M.P.)</b>	0	0	0	0	0	0	0	0
<b>9</b>	<b>MAHARASHTRA</b>								
	i) Univ. of Mumbai								
	ii) YCMOU, Nasik								
	iii) Shivaji, Kolhapur								
	<b>Total (Maharashtra)</b>	0	0	0	0	0	0	0	0
<b>10</b>	<b>PUNJAB</b>								
	i) Punjab Univ.								
	ii) Punjabi Univ.								
	<b>Total (Punjab)</b>	0	0	0	0	0	0	0	0
<b>11</b>	<b>RAJASTHAN</b>								
	i) Kota Open Univ. Kota.								
	<b>Total (Rajasthan)</b>	0	0	0	0	0	0	0	0

TABLE - 10									
D: PG DIPLOMA COURSES (IIND DEGREE LEVEL) PROFESSIONAL EDUCATION (97-98)									
S.No.	STATE/UT UNIVERSITY	Dip.Stat		PGDHRM		PGD FE		PGDSW	
		Total	Girls	Total	Girls	Total	Girls	Total	Girls
1	2	67	68	69	70	71	72	73	74
1	<b>ANDHRA PRADESH</b>								
	i) CIEFL Hyd.								
	ii) Sri Venkateshwarra U.								
	iii) Andhra Univ.					51	12		
	iv) Dr. BRA OU Hyd.								
	v) Univ. of Kakatia								
	vi) Osmania Univ.								
	vii) Univ. of Hyderabad								
	<b>Total (Andhra Pradesh)</b>	0	0	0	0	51	12	0	0
2	<b>BIHAR</b>								
	i) Patna Univ.								
	ii) Nalanda Univ.								
	<b>Total (Bihar)</b>	0	0	0	0	0	0	0	0
3	<b>HARYANA</b>								
	i) Kurukshetra					58	26		
	<b>Total (Haryana)</b>	0	0	0	0	58	26	0	0
4	<b>HIMACHAL PRADESH</b>								
	i) Himachal Pradesh Univ.								
	<b>Total (H.P.)</b>	0	0	0	0	0	0	0	0
5	<b>JAMMU &amp; KASHMIR</b>								
	i) Univ. of Jammu								
	<b>Total (J&amp;K)</b>	0	0	0	0	0	0	0	0
6	<b>KARNATAKA</b>								
	i) Bangalore Univ.								
	ii) National Law School								
	iii) Karnataka OU Mysor								
	<b>Total (Karnataka)</b>	0	0	0	0	0	0	0	0
7	<b>KERALA</b>								
	i) Mahatma Gandhi Un.	7	3						
	<b>Total (Kerala)</b>	7	3	0	0	0	0	0	0
8	<b>MADHYA PRADESH</b>								
	i) Barakulla Univ.							6	
	ii) APS Univ.								
	iii) Guru Ghasidas Univ.								
	iv) Dr. H.S. Vishwavidyalaya, Sagar								
	<b>Total (M.P.)</b>	0	0	0	0	0	0	6	0
9	<b>MAHARASHTRA</b>								
	i) Univ. of Mumbai								
	ii) YCMOU, Nasik								
	iii) Shivaji, Kolhapur								
	<b>Total (Maharashtra)</b>	0	0	0	0	0	0	0	0
10	<b>PUNJAB</b>								
	i) Punjab Univ.								
	ii) Punjabi Univ.								
	<b>Total (Punjab)</b>	0	0	0	0	0	0	0	0
11	<b>RAJASTHAN</b>								
	i) Kota Open Univ. Kota.			31	NA				
	<b>Total (Rajasthan)</b>	0	0	31	0	0	0	0	0

TABLE - 10											
D: PG DIPLOMA COURSES (AND DEGREE LEVEL) PROFESSIONAL EDUCATION (97-98)											
S.No.	STATE/UT UNIVERSITY	PGD(HRD)		PGDIS		PGDOM/OR		PGDB&F		PGDBF	
		Total	Girls	Total	Girls	Total	Girls	Total	Girls	Total	Girls
1	2	75	76	77	78	79	80	81	82	83	84
1	<b>ANDHRA PRADESH</b>										
	i) CEFL Hyd.										
	ii) Sri Venkateshawra U.										
	iii) Andhra Univ.										
	iv) Dr. B.R.A. OU Hyd.									244	NA
	v) Univ. of Kakatiya										
	vi) Osmania Univ.										
	vii) Univ. of Hyderabad										
	<b>Total (Andhra Pradesh)</b>	0	0	0	0	0	0	0	0	244	0
2	<b>BIHAR</b>										
	i) Patna Univ.										
	ii) Nalanda Univ.										
	<b>Total (Bihar)</b>	0	0	0	0	0	0	0	0	0	0
3	<b>HARYANA</b>										
	i) Kurukshetra										
	<b>Total (Haryana)</b>	0	0	0	0	0	0	0	0	0	0
4	<b>HIMACHAL PRADESH</b>										
	i) Himachal Pradesh Univ.										
	<b>Total (H.P.)</b>	0	0	0	0	0	0	0	0	0	0
5	<b>JAMMU &amp; KASHMIR</b>										
	i) Univ. of Jammu										
	<b>Total (J&amp;K)</b>	0	0	0	0	0	0	0	0	0	0
6	<b>KARNATAKA</b>										
	i) Bangalore Univ.										
	ii) National Law School	26	8								
	iii) Karnataka OU Mysor										
	<b>Total (Karnataka)</b>	26	8	0	0	0	0	0	0	0	0
7	<b>KERALA</b>										
	i) Mahatma Gandhi Un.										
	<b>Total (Kerala)</b>	0	0	0	0	0	0	0	0	0	0
8	<b>MADHYA PRADESH</b>										
	i) Barakulla Univ.										
	ii) APS Univ.										
	iii) Guru Ghosidas Univ.										
	iv) Dr. H.S. Vaidhavi- dyalaya, Sagar										
	<b>Total (M.P.)</b>	0	0	0	0	0	0	0	0	0	0
9	<b>MAHARASHTRA</b>										
	i) Univ. of Mumbai										
	ii) YCMOU, Nasik										
	iii) Shivaji, Kolhapur										
	<b>Total (Maharashtra)</b>	0	0	0	0	0	0	0	0	0	0
10	<b>PUNJAB</b>										
	i) Punjab Univ.										
	ii) Punjabi Univ.										
	<b>Total (Punjab)</b>	0	0	0	0	0	0	0	0	0	0
11	<b>RAJASTH. N</b>										
	i) Kota Open Univ. Kota.	-	-			8	NA				
	<b>Total (Rajasthan)</b>	0	0	0	0	8	0	0	0	0	0

TABLE - 10											
D: PG DIPLOMA COURSES (IIND DEGREE LEVEL) PROFESSIONAL EDUCATION (97-98)											
S.No.	STATE/UT UNIVERSITY	PGDWMM		PGDDI		PGDCSM		PGDFC		PGDIM	
		Total	Girls	Total	Girls	Total	Girls	Total	Girls	Total	Girls
1	2	85	86	87	88	89	90	91	92	93	94
<b>1</b>	<b>ANDHRA PRADESH</b>										
	i) CIEFL Hyd.										
	ii) Sri Venkateshawra U.										
	iii) Andhra Univ.										
	iv) Dr. BRA OU Hyd.	95	NA								
	v) Univ. of Kakatia										
	vi) Osmania Univ.										
	vii) Univ. of Hyderabad										
	<b>Total (Andhra Pradesh)</b>	<b>95</b>	<b>0</b>	<b>0</b>	<b>0</b>	<b>0</b>	<b>0</b>	<b>0</b>	<b>0</b>	<b>0</b>	<b>0</b>
<b>2</b>	<b>BIHAR</b>										
	i) Patna Univ.										
	ii) Nalanda Univ.										
	<b>Total (Bihar)</b>	<b>0</b>	<b>0</b>	<b>0</b>	<b>0</b>	<b>0</b>	<b>0</b>	<b>0</b>	<b>0</b>	<b>0</b>	<b>0</b>
<b>3</b>	<b>HARYANA</b>										
	i) Kurakshetra										
	<b>Total (Haryana)</b>	<b>0</b>	<b>0</b>	<b>0</b>	<b>0</b>	<b>0</b>	<b>0</b>	<b>0</b>	<b>0</b>	<b>0</b>	<b>0</b>
<b>4</b>	<b>HIMACHAL PRADESH</b>										
	i) Himachal Pradesh Univ.										
	<b>Total (H.P.)</b>	<b>0</b>	<b>0</b>	<b>0</b>	<b>0</b>	<b>0</b>	<b>0</b>	<b>0</b>	<b>0</b>	<b>0</b>	<b>0</b>
<b>5</b>	<b>JAMMU &amp; KASHMIR</b>										
	i) Univ. of Jammu										
	<b>Total (J&amp;K)</b>	<b>0</b>	<b>0</b>	<b>0</b>	<b>0</b>	<b>0</b>	<b>0</b>	<b>0</b>	<b>0</b>	<b>0</b>	<b>0</b>
<b>6</b>	<b>KARNATAKA</b>										
	i) Bangalore Univ.										
	ii) National Law School										
	iii) Karnataka OU Mysor										
	<b>Total (Karnataka)</b>	<b>0</b>	<b>0</b>	<b>0</b>	<b>0</b>	<b>0</b>	<b>0</b>	<b>0</b>	<b>0</b>	<b>0</b>	<b>0</b>
<b>7</b>	<b>KERALA</b>										
	i) Mahatma Gandhi Un.										
	<b>Total (Kerala)</b>	<b>0</b>	<b>0</b>	<b>0</b>	<b>0</b>	<b>0</b>	<b>0</b>	<b>0</b>	<b>0</b>	<b>0</b>	<b>0</b>
<b>8</b>	<b>MADHYA PRADESH</b>										
	i) Baraktulla Univ.										
	ii) APS Univ.										
	iii) Guru Ghasidas Univ.										
	iv) Dr. H.S. Vishwavidyalaya, Sagar										
	<b>Total (M.P.)</b>	<b>0</b>	<b>0</b>	<b>0</b>	<b>0</b>	<b>0</b>	<b>0</b>	<b>0</b>	<b>0</b>	<b>0</b>	<b>0</b>
<b>9</b>	<b>MAHARASHTRA</b>										
	i) Univ. of Mumbai										
	ii) YCMOU, Nasik										
	iii) Shivaji, Kolhapur										
	<b>Total (Maharashtra)</b>	<b>0</b>	<b>0</b>	<b>0</b>	<b>0</b>	<b>0</b>	<b>0</b>	<b>0</b>	<b>0</b>	<b>0</b>	<b>0</b>
<b>10</b>	<b>PUNJAB</b>										
	i) Punjab Univ.										
	ii) Punjabi Univ.										
	<b>Total (Punjab)</b>	<b>0</b>	<b>0</b>	<b>0</b>	<b>0</b>	<b>0</b>	<b>0</b>	<b>0</b>	<b>0</b>	<b>0</b>	<b>0</b>
<b>11</b>	<b>RAJASTHAN</b>										
	i) Kota Open Univ. Kota.										
	<b>Total (Rajasthan)</b>	<b>0</b>	<b>0</b>	<b>0</b>	<b>0</b>	<b>0</b>	<b>0</b>	<b>0</b>	<b>0</b>	<b>0</b>	<b>0</b>

TABLE - 10											
D: PG DIPLOMA COURSES (IIND DEGREE LEVEL) PROFESSIONAL EDUCATION (97-98)											
S.No.	STATE/UT UNIVERSITY	PGDSM		PGDCM&IA		PGDIW&WWT		PGDTA		PGD.Lib.Sc	
		Total	Girls	Total	Girls	Total	Girls	Total	Girls	Total	Girls
1	2	95	96	97	98	99	100	101	102	103	104
1	<b>ANDHRA PRADESH</b>										
	i) CIEFL Hyd.										
	ii) Sri Venkateshawra U.										
	iii) Andhra Univ.										
	iv) Dr. BRA OU Hyd.										
	v) Univ. of Kakatia										
	vi) Osmania Univ.										
	vii) Univ. of Hyderabad										
	<b>Total (Andhra Pradesh)</b>	0	0	0	0	0	0	0	0	0	0
2	<b>BIHAR</b>										
	i) Patna Univ.										
	ii) Nalanda Univ										
	<b>Total (Bihar)</b>	0	0	0	0	0	0	0	0	0	0
3	<b>HARYANA</b>										
	i) Kurakshetra									929	664
	<b>Total (Haryana)</b>	0	0	0	0	0	0	0	0	<b>929</b>	<b>664</b>
4	<b>HIMACHAL PRADESH</b>										
	i) Himachal Pradesh Univ.										
	<b>Total (H.P.)</b>	0	0	0	0	0	0	0	0	0	0
5	<b>JAMMU &amp; KASHMIR</b>										
	i) Univ. of Jammu										
	<b>Total (J&amp;K)</b>	0	0	0	0	0	0	0	0	0	0
6	<b>KARNATAKA</b>										
	i) Bangalore Univ.										
	ii) National Law School										
	iii) Karnataka OU Mysor										
	<b>Total (Karnataka)</b>	0	0	0	0	0	0	0	0	0	0
7	<b>KERALA</b>										
	i) Mahatma Gandhi Un.										
	<b>Total (Kerala)</b>	0	0	0	0	0	0	0	0	0	0
8	<b>MADHYA PRADESH</b>										
	i) Baraktulla Univ.										
	ii) APS Univ.										
	iii) Guru Ghasidas Univ.										
	iv) Dr. H.S. Vishwavidyalaya, Sagar										
	<b>Total (M.P.)</b>	0	0	0	0	0	0	0	0	0	0
9	<b>MAHARASHTRA</b>										
	i) Univ. of Mumbai										
	ii) YCMOU, Nasik										
	iii) Shivaji, Kolhapur										
	<b>Total (Maharashtra)</b>	0	0	0	0	0	0	0	0	0	0
10	<b>PUNJAB</b>										
	i) Punjab Univ.										
	ii) Punjabi Univ										
	<b>Total (Punjab)</b>	0	0	0	0	0	0	0	0	0	0
11	<b>RAJASTH. AN</b>										
	i) Kota Open Univ. Kota										
	<b>Total (Rajasthan)</b>	0	0	0	0	0	0	0	0	0	0



TABLE - 10

## D: PG DIPLOMA COURSES (IIND DEGREE LEVEL) PROFESSIONAL EDUCATION (97-98)

S.No.	STATE/UT UNIVERSITY	PGDE&T		PGDVWO		PGD(Maths)		PGDAHM		PGDPM&LC	
		Total	Girls	Total	Girls	Total	Girls	Total	Girls	Total	Girls
1	2	105	106	109	110	111	112	113	114	115	116
<b>1</b>	<b>ANDHRA PRADESH</b>										
	i) CIEFL Hyd.										
	ii) Sri Venkateshwarra U.										
	iii) Andhra Univ.			45	16						
	iv) Dr. BRA OU Hyd.										
	v) Univ. of Kakatia										
	vi) Osmania Univ.					277	83				
	vii) Univ. of Hyderabad										
	<b>Total (Andhra Pradesh)</b>	<b>0</b>	<b>0</b>	<b>45</b>	<b>16</b>	<b>277</b>	<b>83</b>	<b>0</b>	<b>0</b>	<b>0</b>	<b>0</b>
<b>2</b>	<b>BIHAR</b>										
	i) Patna Univ.										
	ii) Nalanda Univ.										
	<b>Total (Bihar)</b>	<b>0</b>	<b>0</b>	<b>0</b>	<b>0</b>	<b>0</b>	<b>0</b>	<b>0</b>	<b>0</b>	<b>0</b>	<b>0</b>
<b>3</b>	<b>HARYANA</b>										
	i) Kurakshetra										
	<b>Total (Haryana)</b>	<b>0</b>	<b>0</b>	<b>0</b>	<b>0</b>	<b>0</b>	<b>0</b>	<b>0</b>	<b>0</b>	<b>0</b>	<b>0</b>
<b>4</b>	<b>HIMACHAL PRADESH</b>										
	i) Himachal Pradesh Univ.										
	<b>Total (H.P.)</b>	<b>0</b>	<b>0</b>	<b>0</b>	<b>0</b>	<b>0</b>	<b>0</b>	<b>0</b>	<b>0</b>	<b>0</b>	<b>0</b>
<b>5</b>	<b>JAMMU &amp; KASHMIR</b>										
	i) Univ. of Jammu										
	<b>Total (J&amp;K)</b>	<b>0</b>	<b>0</b>	<b>0</b>	<b>0</b>	<b>0</b>	<b>0</b>	<b>0</b>	<b>0</b>	<b>0</b>	<b>0</b>
<b>6</b>	<b>KARNATAKA</b>										
	i) Bangalore Univ.										
	ii) National Law School										
	iii) Karnataka OU Mysor										
	<b>Total (Karnataka)</b>	<b>0</b>	<b>0</b>	<b>0</b>	<b>0</b>	<b>0</b>	<b>0</b>	<b>0</b>	<b>0</b>	<b>0</b>	<b>0</b>
<b>7</b>	<b>KERALA</b>										
	i) Mahatma Gandhi Un.										
	<b>Total (Kerala)</b>	<b>0</b>	<b>0</b>	<b>0</b>	<b>0</b>	<b>0</b>	<b>0</b>	<b>0</b>	<b>0</b>	<b>0</b>	<b>0</b>
<b>8</b>	<b>MADHYA PRADESH</b>										
	i) Baraktulla Univ.										
	ii) APS Univ.										
	iii) Guru Ghasidas Univ.										
	iv) Dr. H.S. Vishwavidyalaya, Sagar										
	<b>Total (M.P.)</b>	<b>0</b>	<b>0</b>	<b>0</b>	<b>0</b>	<b>0</b>	<b>0</b>	<b>0</b>	<b>0</b>	<b>0</b>	<b>0</b>
<b>9</b>	<b>MAHARASHTRA</b>										
	i) Univ. of Mumbai										
	ii) YCMOU, Nasik										
	iii) Shivaji, Kolhapur										
	<b>Total (Maharashtra)</b>	<b>0</b>	<b>0</b>	<b>0</b>	<b>0</b>	<b>0</b>	<b>0</b>	<b>0</b>	<b>0</b>	<b>0</b>	<b>0</b>
<b>10</b>	<b>PUNJAB</b>										
	i) Punjab Univ.										
	ii) Punjabi Univ.										
	<b>Total (Punjab)</b>	<b>0</b>	<b>0</b>	<b>0</b>	<b>0</b>	<b>0</b>	<b>0</b>	<b>0</b>	<b>0</b>	<b>0</b>	<b>0</b>
<b>11</b>	<b>RAJASTHAN</b>										
	i) Kota Open Univ. Kota.										
	<b>Total (Rajasthan)</b>	<b>0</b>	<b>0</b>	<b>0</b>	<b>0</b>	<b>0</b>	<b>0</b>	<b>0</b>	<b>0</b>	<b>0</b>	<b>0</b>

TABLE - 10													
D: PG DIPLOMA COURSES (IIND DEGREE LEVEL) PROFESSIONAL EDUCATION (97-98)													
S.No.	STATE/UT UNIVERSITY	PGDE		PGD MA		PGDCTD		PGDPE		PGDPM&LL		PGD MKT.M	
		Total	Girls	Total	Girls	Total	Girls	Total	Girls	Total	Girls	Total	Girls
1	2	117	118	119	120	121	122	123	124	125	126	127	128
<b>1</b>	<b>ANDHRA PRADESH</b>												
	i) CIEFL Hyd.												
	ii) Sri Venkateshawra U.												
	iii) Andhra Univ.												
	iv) Dr. BRA OU Hyd.												
	v) Univ. of Kakatia												
	vi) Osmania Univ.												
	vii) Univ. of Hyderabad												
	<b>Total (Andhra Pradesh)</b>	0	0	0	0	0	0	0	0	0	0	0	0
<b>2</b>	<b>BIHAR</b>												
	i) Patna Univ.												
	ii) Nalanda Univ												
	<b>Total (Bihar)</b>	0	0	0	0	0	0	0	0	0	0	0	0
<b>3</b>	<b>HARYANA</b>												
	i) Kurakshetra											501	45
	<b>Total (Haryana)</b>	0	0	0	0	0	0	0	0	0	0	501	45
<b>4</b>	<b>HIMACHAL PRADESH</b>												
	i) Himahal Pradesh Univ.												
	<b>Total (H.P.)</b>	0	0	0	0	0	0	0	0	0	0	0	0
<b>5</b>	<b>JAMMU &amp; KASHMIR</b>												
	i) Univ.of Jammu												
	<b>Total (J&amp;K)</b>	0	0	0	0	0	0	0	0	0	0	0	0
<b>6</b>	<b>KARNATAKA</b>												
	i) Bangalore Univ.												
	ii) National Law School												
	iii) Kamataka OU Mysor												
	<b>Total (Karnataka)</b>	0	0	0	0	0	0	0	0	0	0	0	0
<b>7</b>	<b>KERALA</b>												
	i) Mahatma Gandhi Un.												
	<b>Total (Kerala)</b>	0	0	0	0	0	0	0	0	0	0	0	0
<b>8</b>	<b>MADHYA PRADESH</b>												
	i) Baraktulla Univ.												
	ii) APS Univ.												
	iii) Guru Ghasidas Univ.												
	iv) Dr. H.S. Vishwavi- dyalaya, Sagar												
	<b>Total (M.P.)</b>	0	0	0	0	0	0	0	0	0	0	0	0
<b>9</b>	<b>MAHARASHTRA</b>												
	i) Univ.of Mumbai												
	ii) YCMOU, Nasik												
	iii) Shivaji, Kolhapur							10	2				
	<b>Total (Maharashtra)</b>	0	0	0	0	0	0	10	2	0	0	0	0
<b>10</b>	<b>PUNJAB</b>												
	i) Punjab Univ.												
	ii) Punjabi Univ												
	<b>Total Punjab)</b>	0	0	0	0	0	0	0	0	0	0	0	0
<b>11</b>	<b>RAJASTHAN</b>												
	i) Kota Open Univ. Kota.											49	NA
	<b>Total (Rajasthan)</b>	0	0	0	0	0	0	0	0	0	0	49	0

TABLE - 10											
D: PG DIPLOMA COURSES (HIND DEGREE LEVEL) PROFESSIONAL EDUCATION (97-98)											
S.No.	STATE/UT UNIVERSITY	PGDCFN		PGDBPP		PGD Sports Mgmt.		PGDH		PGDFS	
		Total	Girls	Total	Girls	Total	Girls	Total	Girls	Total	Girls
1	2	129	130	131	132	133	134	135	136	137	138
1	<b>ANDHRA PRADESH</b>										
	i) CIEFL Hyd.										
	ii) Sri Venkateshawra U.										
	iii) Andhra Univ.										
	iv) Dr. BRA OU Hyd.										
	v) Univ. of Kakatia										
	vi) Osmania Univ.										
	vii) Univ. of Hyderabad										
	<b>Total (Andhra Pradesh)</b>	0	0	0	0	0	0	0	0	0	0
2	<b>BIHAR</b>										
	i) Patna Univ.										
	ii) Nalanda Univ.										
	<b>Total (Bihar)</b>	0	0	0	0	0	0	0	0	0	0
3	<b>HARYANA</b>										
	i) Kurukshetra										
	<b>Total (Haryana)</b>	0	0	0	0	0	0	0	0	0	0
4	<b>HIMACHAL PRADESH</b>										
	i) Himachal Pradesh Univ.										
	<b>Total (H.P.)</b>	0	0	0	0	0	0	0	0	0	0
5	<b>JAMMU &amp; KASHMIR</b>										
	i) Univ. of Jammu										
	<b>Total (J&amp;K)</b>	0	0	0	0	0	0	0	0	0	0
6	<b>KARNATAKA</b>										
	i) Bangalore Univ.										
	ii) National Law School										
	iii) Karnataka OU Mysor										
	<b>Total (Karnataka)</b>	0	0	0	0	0	0	0	0	0	0
7	<b>KERALA</b>										
	i) Mahatma Gandhi Un.										
	<b>Total (Kerala)</b>	0	0	0	0	0	0	0	0	0	0
8	<b>MADHYA PRADESH</b>										
	i) Barakulla Univ.										
	ii) APS Univ.										
	iii) Guru Ghasidas Univ.										
	iv) Dr. H.S. Vishwavidyalaya, Sagar										
	<b>Total (M.P.)</b>	0	0	0	0	0	0	0	0	0	0
9	<b>MAHARASHTRA</b>										
	i) Univ. of Mumbai										
	ii) YCMOU, Nasik										
	iii) Shivaji, Kolhapur										
	<b>Total (Maharashtra)</b>	0	0	0	0	0	0	0	0	0	0
10	<b>PUNJAB</b>										
	i) Punjab Univ.										
	ii) Punjabi Univ.										
	<b>Total (Punjab)</b>	0	0	0	0	0	0	0	0	0	0
11	<b>RAJASTHAN</b>										
	i) Kota Open Univ. Kota.										
	<b>Total (Rajasthan)</b>	0	0	0	0	0	0	0	0	0	0

TABLE - 10									
D: PG DIPLOMA COURSES (IIND DEGREE LEVEL) PROFESSIONAL EDUCATION (97-98)									
S.No.	STATE/UT UNIVERSITY	PGDCL		PGDTMT		PGDIFM		PGD Sch.Mgt	
		Total	Girls	Total	Girls	Total	Girls	Total	Girls
1	2	139	140	141	142	143	144	145	146
1	<b>ANDHRA PRADESH</b>								
	i) CIEFL Hyd.								
	ii) Sri Venkateshawra U.								
	iii) Andhra Univ.								
	iv) Dr. BRA OU Hyd.								
	v) Univ. of Kakatia								
	vi) Osmania Univ.								
	vii) Univ. of Hyderabad								
	<b>Total (Andhra Pradesh)</b>	0	0	0	0	0	0	0	0
2	<b>BIHAR</b>								
	i) Patna Univ.								
	ii) Nalanda Univ								
	<b>Total (Bihar)</b>	0	0	0	0			0	0
3	<b>HARYANA</b>								
	i) Kurakshetra								
	<b>Total (Haryana)</b>	0	0	0	0			0	0
4	<b>HIMACHAL PRADESH</b>								
	i) Himahal Pradesh Univ.								
	<b>Total (H.P.)</b>	0	0	0	0			0	0
5	<b>JAMMU &amp; KASHMIR</b>								
	i) Univ. of Jammu								
	<b>Total (J&amp;K)</b>	0	0	0	0			0	0
6	<b>KARNATAKA</b>								
	i) Bangalore Univ.								
	ii) National Law School								
	iii) Karnataka OU Mysor								
	<b>Total (Karnataka)</b>	0	0	0	0			0	0
7	<b>KERALA</b>								
	i) Mahatma Gandhi Un.								
	<b>Total (Kerala)</b>	0	0	0	0			0	0
8	<b>MADHYA PRADESH</b>								
	i) Baraktulla Univ.								
	ii) APS Univ.								
	iii) Guru Ghasidas Univ.								
	iv) Dr. H.S. Vishwavi- dyalaya, Sagar					57	1		
	<b>Total (M.P.)</b>	0	0	0	0	57	1	0	0
9	<b>MAHARASHTRA</b>								
	i) Univ. of Mumbai								
	ii) YCMOU, Nasik							56	12
	iii) Shivaji, Kolhapur								
	<b>Total (Maharashtra)</b>	0	0	0	0			56	12
10	<b>PUNJAB</b>								
	i) Punjab Univ.								
	ii) Punjabi Univ								
	<b>Total (Punjab)</b>	0	0	0	0			0	0
11	<b>RAJASTHAN</b>								
	i) Kota Open Univ. Kota.								
	<b>Total (Rajasthan)</b>	0	0	0	0			0	0

TABLE - 10

D: PG DIPLOMA COURSES (HIND DEGREE LEVEL) PROFESSIONAL EDUCATION (97-98)

S.No.	STATE/UT UNIVERSITY	PGDP&PM		PGDEE&M		PGDHR		PGDHM		PGDMTE	
		Total	Girls	Total	Girls	Total	Girls	Total	Girls	Total	Girls
1	2	147	148	149	150	151	152	153	154	155	156
<b>1</b>	<b>ANDHRA PRADESH</b>										
	i) CIEFL Hyd.										
	ii) Sri Venkateshwara U.										
	iii) Andhra Univ.										
	iv) Dr. BRA OU Hyd.										
	v) Univ. of Kakatia										
	vi) Osmania Univ.										
	vii) Univ. of Hyderabad	307	45	207	72	126	19				
	<b>Total (Andhra Pradesh)</b>	<b>307</b>	<b>45</b>	<b>207</b>	<b>72</b>	<b>126</b>	<b>19</b>				
<b>2</b>	<b>BIHAR</b>										
	i) Patna Univ.										
	ii) Nalanda Univ.										
	<b>Total (Bihar)</b>	<b>0</b>	<b>0</b>	<b>0</b>	<b>0</b>	<b>0</b>	<b>0</b>				
<b>3</b>	<b>HARYANA</b>										
	i) Kurukshetra										
	<b>Total (Haryana)</b>	<b>0</b>	<b>0</b>	<b>0</b>	<b>0</b>	<b>0</b>	<b>0</b>				
<b>4</b>	<b>HIMACHAL PRADESH</b>										
	i) Himachal Pradesh Univ.										
	<b>Total (H.P.)</b>	<b>0</b>	<b>0</b>	<b>0</b>	<b>0</b>	<b>0</b>	<b>0</b>				
<b>5</b>	<b>JAMMU &amp; KASHMIR</b>										
	i) Univ. of Jammu										
	<b>Total (J&amp;K)</b>	<b>0</b>	<b>0</b>	<b>0</b>	<b>0</b>	<b>0</b>	<b>0</b>				
<b>6</b>	<b>KARNATAKA</b>										
	i) Bangalore Univ.										
	ii) National Law School										
	iii) Karnataka OU Mysor										
	<b>Total (Karnataka)</b>	<b>0</b>	<b>0</b>	<b>0</b>	<b>0</b>	<b>0</b>	<b>0</b>				
<b>7</b>	<b>KERALA</b>										
	i) Mahatma Gandhi Un.										
	<b>Total (Kerala)</b>	<b>0</b>	<b>0</b>	<b>0</b>	<b>0</b>	<b>0</b>	<b>0</b>				
<b>8</b>	<b>MADHYA PRADESH</b>										
	i) Barakulla Univ.										
	ii) APS Univ.										
	iii) Guru Ghasidas Univ.										
	iv) Dr. H.S. Vishwavidyalaya, Sagar										
	<b>Total (M.P.)</b>	<b>0</b>	<b>0</b>	<b>0</b>	<b>0</b>	<b>0</b>	<b>0</b>				
<b>9</b>	<b>MAHARASHTRA</b>										
	i) Univ. of Mumbai										
	ii) YCMOU, Nasik										
	iii) Shivaji, Kolhapur										
	<b>Total (Maharashtra)</b>	<b>0</b>	<b>0</b>	<b>0</b>	<b>0</b>	<b>0</b>	<b>0</b>				
<b>10</b>	<b>PUNJAB</b>										
	i) Punjab Univ.										
	ii) Punjabi Univ.										
	<b>Total (Punjab)</b>	<b>0</b>	<b>0</b>	<b>0</b>	<b>0</b>	<b>0</b>	<b>0</b>				
<b>11</b>	<b>RAJASTHAN</b>										
	i) Kota Open Univ. Kota.										
	<b>Total (Rajasthan)</b>	<b>0</b>	<b>0</b>	<b>0</b>	<b>0</b>	<b>0</b>	<b>0</b>				

TABLE - 10											
D: PG DIPLOMA COURSES (HIND DEGREE LEVEL) PROFESSIONAL EDUCATION (97-98)											
S.No	STATE/UT UNIVERSITY	PGDCA		PGCIE		PGDTE		PGD(Edn)		PGDPA	
		Total	Girls	Total	Girls	Total	Girls	Total	Girls	Total	Girls
1	2	3	4	5	6	7	8	9	10	11	12
<b>12</b>	<b>TAMIL NADU</b>										
	i) Bharthiar Univ.	214	100								
	ii) Bharti Desan Univ.	194	94								
	iii) Madurai Kamaraja	930	287								
	iv) Univ. of Madras										
	v) Mother Teressa Univ.	15	13								
	vi) Annamalai Univ.										
	vii) Univ. of Alagappa	163	NA								
	viii) Mano.sundranar Univ	254									
	<b>Total (Tamil Nadu)</b>	<b>1775</b>	<b>443</b>	<b>0</b>	<b>0</b>	<b>0</b>	<b>0</b>	<b>0</b>	<b>0</b>	<b>0</b>	<b>0</b>
<b>13</b>	<b>DELHI</b>										
	i) IGNOU										
	<b>Total (Delhi)</b>	<b>0</b>	<b>0</b>	<b>0</b>	<b>0</b>	<b>0</b>	<b>0</b>	<b>0</b>	<b>0</b>	<b>0</b>	<b>0</b>
<b>14</b>	<b>PONDICHERRY</b>										
	i) Pondicherry Univ.	899	277								
	<b>Total (Pondicherry)</b>	<b>899</b>	<b>277</b>	<b>0</b>	<b>0</b>	<b>0</b>	<b>0</b>	<b>0</b>	<b>0</b>	<b>0</b>	<b>0</b>
	<b>GRAND TOTAL</b>	<b>4106</b>	<b>1065</b>	<b>506</b>	<b>261</b>	<b>170</b>	<b>68</b>	<b>7</b>	<b>1</b>	<b>0</b>	<b>0</b>

TABLE - 10											
D: PG DIPLOMA COURSES (IND DEGREE LEVEL) PROFESSIONAL EDUCATION (97-98)											
S No.	STATE/UT UNIVERSITY	PGDIRM/DORM		PGD/JMC		PGDM		PGDC&RS		PGD Trans.	
		Total	Girls	Total	Girls	Total	Girls	Total	Girls	Total	Girls
1	2	13	14	15	16	17	18	19	20	21	22
12	<b>TAMIL NADU</b>										
	i) Bharthiar Univ.										
	ii) Bharti Desan Univ.										
	iii) Madurai Kamaraja			84	29	51	21				
	iv) Univ. of Madras										
	v) Mother Teressa Univ.										
	vi) Annamalai Univ.										
	vii) Univ. of Alagappa										
	viii) Mano.sundranar Univ										
	<b>Total (Tamil Nadu)</b>	0	0	84	29	51	21	0	0	0	0
13	<b>DELHI</b>										
	i) IGNOU			1040	242						
	<b>Total (Delhi)</b>	0	0	1040	242	0	0	0	0	0	0
14	<b>PONDICHERRY</b>										
	i) Pondicherry Univ.										
	<b>Total (Pondicherry)</b>	0	0	0	0	0	0	0	0	0	0
	<b>GRAND TOTAL</b>	<b>1158</b>	<b>295</b>	<b>1582</b>	<b>358</b>	<b>450</b>	<b>21</b>	<b>109</b>	<b>24</b>	<b>70</b>	<b>22</b>

TABLE - 10									
D: PG DIPLOMA COURSES (HND DEGREE LEVEL) PROFESSIONAL EDUCATION (97-98)									
S. NO.	STATE/UT UNIVERSITY	PGDES		PGDBA/PGDPM		PGDMM		PGDPM	
		Total	Girls	Total	Girls	Total	Girls	Total	Girls
1	2	23	24	25	26	27	28	29	30
12	<b>TAMIL NADU</b>								
	i) Bharati Univ.								
	ii) Bharati Desan Univ.								
	iii) Madurai Kamaraja								
	iv) Univ. of Madras								
	v) Mother Teresa Univ.								
	vi) Annamalai Univ.			868	223			1118	268
	vii) Univ. of Alagappa			27	NA				
	viii) Manoj Sundranar Univ			63					
	<b>Total (Tamil Nadu)</b>	<b>0</b>	<b>0</b>	<b>958</b>	<b>223</b>	<b>0</b>	<b>0</b>	<b>1118</b>	<b>268</b>
13	<b>DELHI</b>								
	i) IGNOU								
	<b>Total (Delhi)</b>	<b>0</b>	<b>0</b>	<b>0</b>	<b>0</b>	<b>0</b>	<b>0</b>	<b>0</b>	<b>0</b>
14	<b>PONDICHERY</b>								
	i) Pondicherry Univ.			986	187	465	47	47	6
	<b>Total (Pondicherry)</b>	<b>0</b>	<b>0</b>	<b>986</b>	<b>187</b>	<b>465</b>	<b>47</b>	<b>47</b>	<b>6</b>
	<b>GRAND TOTAL</b>	<b>332</b>	<b>68</b>	<b>2834</b>	<b>485</b>	<b>862</b>	<b>52</b>	<b>2370</b>	<b>573</b>



TABLE - 10									
D: PG DIPLOMA COURSES (HIND DEGREE LEVEL) PROFESSIONAL EDUCATION (97-98)									
S.No.	STATE/UT UNIVERSITY	PGDTL		PGDLL		PGDHT		Dip. Ling.	
		Total	Girls	Total	Girls	Total	Girls	Total	Girls
1	2	31	32	33	34	35	36	37	38
<b>12</b>	<b>TAMIL NADU</b>								
	i) Bharthiar Univ.								
	ii) Bharati Desan Univ.								
	iii) Madurai Kamaraja								
	iv) Univ. of Madras	0	0	0	0				
	v) Mother Teresa Univ.								
	vi) Annamalai Univ.								
	vii) Univ. of Alagappa								
	viii) Manosundranar Univ								
	<b>Total (Tamil Nadu)</b>	0	0	0	0	0	0	0	0
<b>13</b>	<b>DELHI</b>								
	i) IGNOU								
	<b>Total (Delhi)</b>	0	0	0	0	0	0	0	0
<b>14</b>	<b>PONDICHERRY</b>								
	i) Pondicherry Univ.								
	<b>Total (Pondicherry)</b>	0	0	0	0	0	0	0	0
	<b>GRAND TOTAL</b>	16	3	9	4	13	7	0	0

TABLE - 10											
D: PG DIPLOMA COURSES (HIND DEGREE LEVEL) PROFESSIONAL EDUCATION (97-98)											
S.No.	STATE/UT UNIVERSITY	PGD(Func.Studies)		PGDHE		PGDDE		PGDRD		PGDCM	
		Total	Girls	Total	Girls	Total	Girls	Total	Girls	Total	Girls
1	2	39	40	41	42	43	44	45	46	47	48
12	<b>TAMIL NADU</b>										
	i) Bharthiar Univ.										
	ii) Bharti Desan Univ.										
	iii) Madurai Kamaraja										
	iv) Univ. of Madras										
	v) Mother Teresa Univ.										
	vi) Annamalai Univ.							29	3	1200	307
	vii) Univ. of Alagappa										
	viii) Mano.sundranar Univ										
	<b>Total (Tamil Nadu)</b>	<b>0</b>	<b>0</b>	<b>0</b>	<b>0</b>	<b>0</b>	<b>0</b>	<b>29</b>	<b>3</b>	<b>1200</b>	<b>307</b>
13	<b>DELHI</b>										
	i) IGNOU			379	171	321	117	1427	418		
	<b>Total (Delhi)</b>	<b>0</b>	<b>0</b>	<b>379</b>	<b>171</b>	<b>321</b>	<b>117</b>	<b>1427</b>	<b>418</b>	<b>0</b>	<b>0</b>
14	<b>PONDICHERRY</b>										
	i) Pondicherry Univ.										
	<b>Total (Pondicherry)</b>	<b>0</b>	<b>0</b>	<b>0</b>	<b>0</b>	<b>0</b>	<b>0</b>	<b>0</b>	<b>0</b>	<b>0</b>	<b>0</b>
	<b>GRAND TOTAL</b>	<b>0</b>	<b>0</b>	<b>379</b>	<b>171</b>	<b>321</b>	<b>117</b>	<b>1471</b>	<b>423</b>	<b>1200</b>	<b>307</b>

TABLE - 10

## D: PG DIPLOMA COURSES (IIND DEGREE LEVEL) PROFESSIONAL EDUCATION (97-98)

S.No.	STATE/UT UNIVERSITY	PG DFM		PGDMTHM		PGD.Mt.Mgt.		PGD Adv.		PGD PR	
		Total	Girls	Total	Girls	Total	Girls	Total	Girls	Total	Girls
1	2	49	50	51	52	53	54	55	56	57	58
12	<b>TAMIL NADU</b>										
	i) Bharthiar Univ.										
	ii) Bharti Desan Univ.										
	iii) Madurai Kamaraja										
	iv) Univ. of Madras										
	v) Mother Teresa Univ.										
	vi) Annamalai Univ.	269	46			676	19	52	14	176	79
	vii) Univ. of Alagappa										
	viii) Mano.sundranar Univ										
	<b>Total (Tamil Nadu)</b>	<b>269</b>	<b>46</b>	<b>0</b>	<b>0</b>	<b>676</b>	<b>19</b>	<b>52</b>	<b>14</b>	<b>176</b>	<b>79</b>
13	<b>DÉLHI</b>										
	i) IGNOU										
	<b>Total (Delhi)</b>	<b>0</b>	<b>0</b>	<b>0</b>	<b>0</b>	<b>0</b>	<b>0</b>	<b>0</b>	<b>0</b>	<b>0</b>	<b>0</b>
14	<b>PONDICHERY</b>										
	i) Pondicherry Univ.	274	46								
	<b>Total (Pondicherry)</b>	<b>274</b>	<b>46</b>	<b>0</b>	<b>0</b>	<b>0</b>	<b>0</b>	<b>0</b>	<b>0</b>	<b>0</b>	<b>0</b>
	<b>GRAND TOTAL</b>	<b>824</b>	<b>163</b>	<b>0</b>	<b>0</b>	<b>676</b>	<b>19</b>	<b>52</b>	<b>14</b>	<b>176</b>	<b>79</b>

TABLE - 10									
D: PG DIPLOMA COURSES (IIND DEGREE LEVEL) PROFESSIONAL EDUCATION (97-98)									
S.No.	STATE/UT UNIVERSITY	PGDG&C		PGDT&T		PGDIR/PMIR		DHFWE	
		Total	Girls	Total	Girls	Total	Girls	Total	Girls
1	2	59	60	61	62	63	64	65	66
12	<b>TAMIL NADU</b>								
	i) Bharthiar Univ.								
	ii) Bharti Desan Univ.								
	iii) Madurai Kamaraja					449	73		
	iv) Univ. of Madras								
	v) Mother Teresa Univ.								
	vi) Annamalai Univ.	197	109	93	31				
	vii) Univ. of Alagappa								
	viii) Mano.sundranar Univ								
	<b>Total (Tamil Nadu)</b>	<b>197</b>	<b>109</b>	<b>93</b>	<b>31</b>	<b>449</b>	<b>73</b>	<b>0</b>	<b>0</b>
13	<b>DELHI</b>								
	i) IGNOU								
	<b>Total (Delhi)</b>	<b>0</b>	<b>0</b>	<b>0</b>	<b>0</b>	<b>0</b>	<b>0</b>	<b>0</b>	<b>0</b>
14	<b>PONDICHERRY</b>								
	i) Pondicherry Univ.								
	<b>Total (Pondicherry)</b>	<b>0</b>	<b>0</b>	<b>0</b>	<b>0</b>	<b>0</b>	<b>0</b>	<b>0</b>	<b>0</b>
	<b>GRAND TOTAL</b>	<b>197</b>	<b>109</b>	<b>280</b>	<b>57</b>	<b>449</b>	<b>73</b>	<b>0</b>	<b>0</b>

TABLE - 10									
D: PG DIPLOMA COURSES (IIND DEGREE LEVEL) PROFESSIONAL EDUCATION (97-98)									
S.No.	STATE/UT UNIVERSITY	Dip.Stat		PGDHRM		PGD FE		PGDSW	
		Total	Girls	Total	Girls	Total	Girls	Total	Girls
1	2	67	68	69	70	71	72	73	74
<b>12</b>	<b>TAMIL NADU</b>								
	i) Bharthiar Univ.								
	ii) Bharthi Desan Univ.								
	iii) Madurai Kamaraja								
	iv) Univ. of Madras								
	v) Mother Teressa Univ.								
	vi) Annamalai Univ.								
	vii) Univ. of Alagappa								
	viii) Mano.sundranar Univ								
	<b>Total (Tamil Nadu)</b>	<b>0</b>	<b>0</b>	<b>0</b>	<b>0</b>	<b>0</b>	<b>0</b>	<b>0</b>	<b>0</b>
<b>13</b>	<b>DELHI</b>								
	i) IGNOU								
	<b>Total (Delhi)</b>	<b>0</b>	<b>0</b>	<b>0</b>	<b>0</b>	<b>0</b>	<b>0</b>	<b>0</b>	<b>0</b>
<b>14</b>	<b>PONDICHERRY</b>								
	i) Pondicherry Univ.								
	<b>Total (Pondicherry)</b>	<b>0</b>	<b>0</b>	<b>0</b>	<b>0</b>	<b>0</b>	<b>0</b>	<b>0</b>	<b>0</b>
	<b>GRAND TOTAL</b>	<b>7</b>	<b>3</b>	<b>31</b>	<b>0</b>	<b>109</b>	<b>38</b>	<b>6</b>	<b>0</b>

TABLE - 10											
D: PG DIPLOMA COURSES (IIND DEGREE LEVEL) PROFESSIONAL EDUCATION (97-98)											
S.No.	STATE/UT UNIVERSITY	PGD(HRD)		PGDIB		PGDOM/OR		PGDB&F		PGDBF	
		Total	Girls	Total	Girls	Total	Girls	Total	Girls	Total	Girls
1	2	75	76	77	78	79	80	81	82	83	84
<b>12</b>	<b>TAMIL NADU</b>										
	i) Bharthiar Univ.										
	ii) Bharti Desan Univ.										
	iii) Madurai Kamaraja										
	iv) Univ. of Madras										
	v) Mother Teresse Univ.										
	vi) Annamalai Univ.					54	7	68	27		
	vii) Univ. of Alagappa										
	viii) Mano.sundranar Univ										
	<b>Total (Tamil Nadu)</b>	<b>0</b>	<b>0</b>	<b>0</b>	<b>0</b>	<b>54</b>	<b>7</b>	<b>68</b>	<b>27</b>	<b>0</b>	<b>0</b>
<b>13</b>	<b>DELHI</b>										
	i) IGNOU										
	<b>Total (Delhi)</b>	<b>0</b>	<b>0</b>	<b>0</b>	<b>0</b>	<b>0</b>	<b>0</b>	<b>0</b>	<b>0</b>	<b>0</b>	<b>0</b>
<b>14</b>	<b>PONDICHERRY</b>										
	i) Pondichery Univ.	794	219	335	49	122	11			41	20
	<b>Total (Pondichery)</b>	<b>794</b>	<b>219</b>	<b>335</b>	<b>49</b>	<b>122</b>	<b>11</b>	<b>0</b>	<b>0</b>	<b>41</b>	<b>20</b>
	<b>GRAND TOTAL</b>	<b>820</b>	<b>227</b>	<b>335</b>	<b>49</b>	<b>184</b>	<b>18</b>	<b>68</b>	<b>27</b>	<b>285</b>	<b>20</b>

TABLE - 10											
D: PG DIPLOMA COURSES (IIND DEGREE LEVEL) PROFESSIONAL EDUCATION (97-98)											
S.No.	STATE/UT UNIVERSITY	PGDWMM		PGDDI		PGDCSM		PGDFC		PGDIM	
		Total	Girls	Total	Girls	Total	Girls	Total	Girls	Total	Girls
1	2	85	86	87	88	89	90	91	92	93	94
12	<b>TAMIL NADU</b>										
	i) Bharthiar Univ.										
	ii) Bharti Desan Univ.										
	iii) Madurai Kamaraja										
	iv) Univ. of Madras										
	v) Mother Teresa Univ.										
	vi) Annamalai Univ.										
	vii) Univ. of Alagappa			9	NA	22	NA	11	NA	6	NA
	viii) Mano.sundranar Univ										
	<b>Total (Tamil Nadu)</b>	<b>0</b>	<b>0</b>	<b>9</b>	<b>0</b>	<b>22</b>	<b>0</b>	<b>11</b>	<b>0</b>	<b>6</b>	<b>0</b>
13	<b>DELHI</b>										
	i) IGNCU										
	<b>Total (Delhi)</b>	<b>0</b>	<b>0</b>	<b>0</b>	<b>0</b>	<b>0</b>	<b>0</b>	<b>0</b>	<b>0</b>	<b>0</b>	<b>0</b>
14	<b>PONDICHERRY</b>										
	i) Pondicherry Univ.										
	<b>Total (Pondicherry)</b>	<b>0</b>	<b>0</b>	<b>0</b>	<b>0</b>	<b>0</b>	<b>0</b>	<b>0</b>	<b>0</b>	<b>0</b>	<b>0</b>
	<b>GRAND TOTAL</b>	<b>95</b>	<b>0</b>	<b>9</b>	<b>0</b>	<b>22</b>	<b>0</b>	<b>11</b>	<b>0</b>	<b>6</b>	<b>0</b>

TABLE - 10											
D: PG DIPLOMA COURSES (IIND DEGREE LEVEL) PROFESSIONAL EDUCATION (97-98)											
S.No.	STATE/UT UNIVERSITY	PGDSM		PGDCM&IA		PGDIW&WWT		PGDTA		PGD.Lib.Sc	
		Total	Girls	Total	Girls	Total	Girls	Total	Girls	Total	Girls
1	2	95	98	97	98	99	100	101	102	103	104
12	<b>TAMIL NADU</b>										
	i) Bharthiar Univ.										
	ii) Sharti Desan Univ.										
	iii) Madurai Kamaraja										
	iv) Univ. of Madras										
	v) Mother Teressa Univ.										
	vi) Annamalai Univ.										
	vii) Univ. of Alagappa		NA	6	NA	39	NA	12	NA		
	viii) Mano.sundranar Univ										
	<b>Total (Tamil Nadu)</b>	0	0	6	0	39	0	12	0	0	0
13	<b>DELHI</b>										
	i) IGNOU										
	<b>Total (Delhi)</b>	0	0	0	0	0	0	0	0	0	0
14	<b>PONDICHERRY</b>										
	i) Pondichery Univ.							132	38		
	<b>Total (Pondicherry)</b>	0	0	0	0	0	0	132	38	0	0
	<b>GRAND TOTAL</b>	0	0	6	0	39	0	144	38	929	664



TABLE - 10

## D: PG DIPLOMA COURSES (IIND DEGREE LEVEL) PROFESSIONAL EDUCATION (97-98)

S.No.	STATE/UT UNIVERSITY	PGDE&T		PGDVWO		PGD(Maths)		PGDAHM		PGDPM&LC	
		Total	Girls	Total	Girls	Total	Girls	Total	Girls	Total	Girls
1	2	105	106	109	110	111	112	113	114	115	116
12	<b>TAMIL NADU</b>										
	i) Bharthiar Univ.										
	ii) Bharthi-Desan Univ.										
	iii) Madurai Kamaraja										
	iv) Univ. of Madras										
	v) Mother Teresa Univ.							6	6		
	vi) Annamalai Univ.										
	vii) Univ. of Alagappa										
	viii) Manosundranar Univ										
	<b>Total (Tamil Nadu)</b>	0	0	0	0	0	0	6	6	0	0
13	<b>DELHI</b>										
	i) IGNOU										
	<b>Total (Delhi)</b>	0	0	0	0	0	0	0	0	0	0
14	<b>PONDICHERRY</b>										
	i) Pondicherry Univ.										
	<b>Total (Pondicherry)</b>	0	0	0	0	0	0	0	0	0	0
	<b>GRAND TOTAL</b>	0	0	45	16	277	83	6	6	0	0

TABLE - 10													
D: PG DIPLOMA COURSES (HIND DEGREE LEVEL) PROFESSIONAL EDUCATION (97-98)													
S.No.	STATE/UT UNIVERSITY	PGDE		PGD MA		PGDCTD		PGDPE		PGDPM&LL		PGD MKT.M	
		Total	Girls	Total	Girls	Total	Girls	Total	Girls	Total	Girls	Total	Girls
1	2	117	118	119	120	121	122	123	124	125	126	127	128
12	<b>TAMIL NADU</b>												
	i) Bharthiar Univ.												
	ii) Bharthi Desan Univ.												
	iii) Madurai Kamaraja											250	51
	iv) Univ. of Madras												
	v) Mother Teresa Univ.												
	vi) Annamalai Univ.	22	8	75	26	365	25	59	3			462	35
	vii) Univ. of Alagappa									44	NA		NA
	viii) Manoj Sundranar Univ												
	<b>Total (Tamil Nadu)</b>	<b>22</b>	<b>8</b>	<b>75</b>	<b>26</b>	<b>365</b>	<b>25</b>	<b>59</b>	<b>3</b>	<b>44</b>	<b>0</b>	<b>712</b>	<b>86</b>
13	<b>DELHI</b>												
	i) IGNOU												
	<b>Total (Delhi)</b>	<b>0</b>	<b>0</b>	<b>0</b>	<b>0</b>	<b>0</b>	<b>0</b>	<b>0</b>	<b>0</b>	<b>0</b>	<b>0</b>	<b>0</b>	<b>0</b>
14	<b>PONDICHERRY</b>												
	i) Pondicherry Univ.												
	<b>Total (Pondicherry)</b>	<b>0</b>	<b>0</b>	<b>0</b>	<b>0</b>	<b>0</b>	<b>0</b>	<b>0</b>	<b>0</b>	<b>0</b>	<b>0</b>	<b>0</b>	<b>0</b>
	<b>GRAND TOTAL</b>	<b>22</b>	<b>8</b>	<b>75</b>	<b>26</b>	<b>365</b>	<b>25</b>	<b>69</b>	<b>5</b>	<b>44</b>	<b>0</b>	<b>1262</b>	<b>131</b>

TABLE - 10											
D: PG DIPLOMA COURSES (IIND DEGREE LEVEL) PROFESSIONAL EDUCATION (97-98)											
S.No.	STATE/UT UNIVERSITY	PGDCFN		PGDBPP		PGD Sports Mgnt.		PGDH		PGDFS	
		Total	Girls	Total	Girls	Total	Girls	Total	Girls	Total	Girls
1	2	129	130	131	132	133	134	135	136	137	138
12	<b>TAMIL NADU</b>										
	i) Bharthiar Univ.										
	ii) Bharti Desan Univ.										
	iii) Madurai Kamaraja										
	iv) Univ. of Madras										
	v) Mother Teressa Univ.										
	vi) Annamalai Univ.							32	5	6	2
	vii) Univ. of Alagappa					19	NA				
	viii) Mano.sundranar Univ										
	<b>Total (Tamil Nadu)</b>	0	0	0	0	19	0	32	5	6	2
13	<b>DELHI</b>										
	i) IGNOU										
	<b>Total (Delhi)</b>	0	0	0	0	0	0	0	0	0	0
14	<b>PONDICHERY</b>										
	i) Pondicherry Univ.										
	<b>Total (Pondicherry)</b>	0	0	0	0	0	0	0	0	0	0
	<b>GRAND TOTAL</b>	0	0	0	0	19	0	32	5	6	2

TABLE - 10									
D: PG DIPLOMA COURSES (HIND DEGREE LEVEL) PROFESSIONAL EDUCATION (97-98)									
S.No.	STATE/UT UNIVERSITY	PGDCL		PGDTMT		PGDIFM		PGD Sch.Mgt	
		Total	Girls	Total	Girls	Total	Girls	Total	Girls
1	2	139	140	141	142	143	144	145	146
12	<b>TAMIL NADU</b>								
	i) Bharthiar Univ.								
	ii) Bharti Desan Univ.								
	iii) Madurai Kamaraja								
	iv) Univ. of Madras								
	v) Mother Teresa Univ.								
	vi) Annamalai Univ.	12	7	31	0				
	vii) Univ. of Alagappa								
	viii) Mano.sundranar Univ								
	<b>Total (Tamil Nadu)</b>	<b>12</b>	<b>7</b>	<b>31</b>	<b>0</b>	<b>0</b>	<b>0</b>	<b>0</b>	<b>0</b>
13	<b>DELHI</b>								
	i) IGNOU								
	<b>Total (Delhi)</b>	<b>0</b>	<b>0</b>	<b>0</b>	<b>0</b>			<b>0</b>	<b>0</b>
14	<b>PONDICHERRY</b>								
	i) Pondicherry Univ.								
	<b>Total (Pondicherry)</b>	<b>0</b>	<b>0</b>	<b>0</b>	<b>0</b>			<b>0</b>	<b>0</b>
	<b>GRAND TOTAL</b>	<b>12</b>	<b>7</b>	<b>31</b>	<b>0</b>			<b>56</b>	<b>12</b>

TABLE - 10

D: PG DIPLOMA COURSES (IIND DEGREE LEVEL) PROFESSIONAL EDUCATION (97-98)

S. No.	STATE/UT UNIVERSITY	PGDP&PM		PGDEE&M		PGDHR		PGDHM		PGDMTE	
		Total	Girls	Total	Girls	Total	Girls	Total	Girls	Total	Girls
1	2	147	148	149	150	151	152	153	154	155	156
12	<b>TAMIL NADU</b>										
	i) Bharthiar Univ.										
	ii) Bharti Desan Univ.										
	iii) Madurai Kamaraja										
	iv) Univ. of Madras										
	v) Mother Teresa Univ.										
	vi) Annamalai Univ.										
	vii) Univ. of Alagappa										
	viii) Manj. sundranar Univ							40		19	
	<b>Total (Tamil Nadu)</b>	0	0	0	0	0	0	40	0	19	0
13	<b>DELHI</b>										
	i) IGNOU										
	<b>Total (Delhi)</b>	0	0	0	0	0	0				
14	<b>PONDICHERRY</b>										
	i) Pondicherry Univ.										
	<b>Total (Pondicherry)</b>	0	0	0	0	0	0				
	<b>GRAND TOTAL</b>	307	45	207	72	126	19	40	0	19	0

TABLE - 11 PROFESSIONAL COURSES (GRADUATE AND ABOVE)(97-98) Engineering and Technology									
S.No.	STATE/UT	DCT		DCM		DICPIC		DST	
		Total	Girls	Total	Girls	Total	Girls	Total	Girls
1	2	3	4	5	6	7	8	9	10
<b>1</b>	<b>BIHAR</b>								
	i) Patna University								
	ii) Nalanda O.U.								
	<b>Total (Bihar)</b>	0	0	0	0	0	0	0	0
<b>2</b>	<b>KARNATAKA</b>								
	i) Karnataka State OU Mys.								
	<b>Total (Karnataka)</b>	0	0	0	0	0	0	0	0
<b>3</b>	<b>PUNJAB</b>								
	i) Punjab Univ., Chandigarh								
	<b>Total (Punjab)</b>	0	0	0	0	0	0	0	0
<b>4</b>	<b>RAJASTHAN</b>								
	i) Kota Open Univ. Kota.								
	<b>Total (Rajasthan)</b>	0	0	0	0	0	0	0	0
<b>5</b>	<b>TAMIL NADU</b>								
	i) Univ. of Annamalai			129	8	254	8	52	4
	ii) University of Madras								
	iii) Madurai Kamaraj Univ.								
	<b>Total (Tamil Nadu)</b>	0	0	129	8	254	8	52	4
<b>6</b>	<b>DELHI</b>								
	IGNOU								
	<b>Total (Delhi)</b>	0	0	0	0	0	0	0	0
	<b>GRAND TOTAL</b>	0	0	129	8	254	8	52	4

TABLE - 11									
PROFESSIONAL COURSES (GRADUATE AND ABOVE)(97-98)									
S.No.	STATE/UT	DFT		DLA		DIT/DLT		DCE	
		Total	Girls	Total	Girls	Total	Girls	Total	Girls
1	2	11	12	13	14	15	16	17	18
1	<b>BIHAR</b>								
	i) Malanda O.U.								
	<b>Total (Bihar)</b>	0	0	0	0	0	0	0	0
2	<b>KARNATAKA</b>								
	i) Karnataka State O.U Mys.								
	<b>Total (Karnataka)</b>	0	0	0	0	0	0	0	0
3	<b>PUNJAB</b>								
	i) Punjab Univ., Chandigarh								
	<b>Total (Punjab)</b>	0	0	0	0	0	0	0	0
4	<b>RAJASTHAN</b>								
	i) Kota Open Univ. Kota.								
	<b>Total (Rajasthan)</b>	0	0	0	0	0	0	0	0
5	<b>TAMIL NADU</b>								
	i) Univ. of Annamalai	56	5	361	58	73	10		
	ii) University of Madras			146	32	123	23		
	iii) Madurai Kamaraj Univ.								
	<b>Total (Tamil Nadu)</b>	56	5	507	90	196	33	0	0
6	<b>DELHI</b>								
	IGNOU							570	268
	<b>Total (Delhi)</b>	0	0	0	0	0	0	570	268
	<b>GRAND TOTAL</b>	56	5	507	90	196	33	570	268

TABLE - 11  
PROFESSIONAL COURSES (GRADUATE AND ABOVE)(97-98)  
Computer Courses

S.No.	STATE/UT	DCH		CCP		DCO/COM		CIC	
		Total	Girls	Total	Girls	Total	Girls	Total	Girls
1	2	19	20	21	22	23	24	25	26
<b>1</b>	<b>BIHAR</b>								
	i) Patna University								
	ii) Nalanda O.U.							50	-
	<b>Total (Bihar)</b>	<b>0</b>	<b>0</b>	<b>0</b>	<b>0</b>	<b>0</b>	<b>0</b>	<b>50</b>	<b>0</b>
<b>2</b>	<b>KARNATAKA</b>								
	i) Karnataka State OU Mys.								
	<b>Total (Karnataka)</b>	<b>0</b>	<b>0</b>	<b>0</b>	<b>0</b>	<b>0</b>	<b>0</b>	<b>0</b>	<b>0</b>
<b>3</b>	<b>PUNJAB</b>								
	i) Punjab Univ., Chandigarh								
	<b>Total (Punjab)</b>	<b>0</b>	<b>0</b>	<b>0</b>	<b>0</b>	<b>0</b>	<b>0</b>	<b>0</b>	<b>0</b>
<b>4</b>	<b>RAJASTHAN</b>								
	i) Kota Open Univ. Kota.			38	NA	37	NA		
	<b>Total (Rajasthan)</b>	<b>0</b>	<b>0</b>	<b>38</b>	<b>0</b>	<b>37</b>	<b>0</b>	<b>0</b>	<b>0</b>
<b>5</b>	<b>TAMIL NADU</b>								
	i) Univ. of Annamalai								
	ii) University of Madras								
	iii) Madurai Kamaraj Univ.								
	<b>Total (Tamil Nadu)</b>	<b>0</b>	<b>0</b>	<b>0</b>	<b>0</b>	<b>0</b>	<b>0</b>	<b>0</b>	<b>0</b>
<b>6</b>	<b>DELHI</b>								
	IGNOU	266	112			7721	2975	22558	8903
	<b>Total (Delhi)</b>	<b>266</b>	<b>112</b>	<b>0</b>	<b>0</b>	<b>7721</b>	<b>2975</b>	<b>22558</b>	<b>8903</b>
	<b>GRAND TOTAL</b>	<b>266</b>	<b>112</b>	<b>38</b>	<b>0</b>	<b>7758</b>	<b>2975</b>	<b>22608</b>	<b>8903</b>



**TABLE - 11**  
**PROFESSIONAL COURSES (GRADUATE AND ABOVE)(97-98)**  
Education, Health & Nutrition

S.No.	STATE/UT	CTE		DNHE		CNCE		DECE		ANC	
		Total	Girls	Total	Girls	Total	Girls	Total	Girls	Total	Girls
1	2	27	28	29	30	31	32	33	34	35	36
<b>1</b>	<b>BIHAR</b>										
	i) Patna University										
	ii) Nalanda O.U.										
	<b>Total (Bihar)</b>	0	0	0	0	0	0	0	0	0	0
<b>2</b>	<b>KARNATAKA</b>										
	i) Karnataka State OU Mys.										
	<b>Total (Karnataka)</b>	0	0	0	0	0	0	0	0	0	0
<b>3</b>	<b>PUNJAB</b>										
	i) Punjab Univ., Chandigarh										
	<b>Total (Punjab)</b>	0	0	0	0	0	0	0	0	0	0
<b>4</b>	<b>RAJASTHAN</b>										
	i) Kota Open Univ. Kota.			41	NA						
	<b>Total (Rajasthan)</b>	0	0	41	0	0	0	0	0	0	0
<b>5</b>	<b>TAMIL NADU</b>										
	i) Univ. of Annamalai										
	ii) University of Madras										
	iii) Madurai Kamaraj Univ.										
	<b>Total (Tamil Nadu)</b>	0	0	0	0	0	0	0	0	0	0
<b>6</b>	<b>DELHI</b>										
	IGNOU	437	306	984	640	108	94	500	421		
	<b>Total (Delhi)</b>	437	306	984	640	108	94	500	421	0	0
	<b>GRAND TOTAL</b>	437	306	1025	640	108	94	500	421	0	0

**TABLE - 11**  
**PROFESSIONAL COURSES (GRADUATE AND ABOVE)(97-98)**

S.No.	STATE/UT	ACC		ADCM		ADTS		CTS		DTS	
		Total	Girls	Total	Girls	Total	Girls	Total	Girls	Total	Girls
1	2	37	38	39	40	41	42	43	44	45	46
<b>1</b>	<b>BIHAR</b>										
	i) Patna University										
	ii) Nalanda O.U.										
	<b>Total (Bihar)</b>	<b>0</b>	<b>0</b>	<b>0</b>	<b>0</b>	<b>0</b>	<b>0</b>	<b>0</b>	<b>0</b>	<b>0</b>	<b>0</b>
<b>2</b>	<b>KARNATAKA</b>										
	i) Karnataka State OU Mys.										
	<b>Total (Karnataka)</b>	<b>0</b>	<b>0</b>	<b>0</b>	<b>0</b>	<b>0</b>	<b>0</b>	<b>0</b>	<b>0</b>	<b>0</b>	<b>0</b>
<b>3</b>	<b>PUNJAB</b>										
	i) Punjab Univ., Chandigarh										
	<b>Total (Punjab)</b>	<b>0</b>	<b>0</b>	<b>0</b>	<b>0</b>	<b>0</b>	<b>0</b>	<b>0</b>	<b>0</b>	<b>0</b>	<b>0</b>
<b>4</b>	<b>RAJASTHAN</b>										
	i) Kota Open Univ. Kota.										
	<b>Total (Rajasthan)</b>	<b>0</b>	<b>0</b>	<b>0</b>	<b>0</b>	<b>0</b>	<b>0</b>	<b>0</b>	<b>0</b>	<b>0</b>	<b>0</b>
<b>5</b>	<b>TAMIL NADU</b>										
	i) Univ. of Annamalai										
	ii) University of Madras										
	iii) Madurai Kamaraj Univ.										
	<b>Total (Tamil Nadu)</b>	<b>0</b>	<b>0</b>	<b>0</b>	<b>0</b>	<b>0</b>	<b>0</b>	<b>0</b>	<b>0</b>	<b>0</b>	<b>0</b>
<b>6</b>	<b>DELHI</b>										
	IGNOU			817	64	32	8	278	121	888	372
	<b>Total (Delhi)</b>	<b>0</b>	<b>0</b>	<b>817</b>	<b>64</b>	<b>32</b>	<b>8</b>	<b>278</b>	<b>121</b>	<b>888</b>	<b>372</b>
	<b>GRAND TOTAL</b>	<b>0</b>	<b>0</b>	<b>817</b>	<b>64</b>	<b>32</b>	<b>8</b>	<b>278</b>	<b>121</b>	<b>888</b>	<b>372</b>

TABLE - 11  
PROFESSIONAL COURSES (GRADUATE AND ABOVE)(97-98)

S.No.	STATE/UT	DIJ		DIK		D.Lib.Sc		DPM		DMM	
		Total	Girls	Total	Girls	Total	Girls	Total	Girls	Total	Girls
1	2	47	48	49	50	51	52	53	54	55	56
1	<b>BIHAR</b>										
	i) Patna University					58	31				
	ii) Nalanda O.U.										
	<b>Total (Bihar)</b>	0	0	0	0	58	31	0	0	0	0
2	<b>KARNATAKA</b>										
	i) Karnataka State OU Mys.										
	<b>Total (Karnataka)</b>	0	0	0	0	0	0	0	0	0	0
3	<b>PUNJAB</b>										
	i) Punjab Univ., Chandigarh										
	<b>Total (Punjab)</b>	0	0	0	0	0	0	0	0	0	0
4	<b>RAJASTHAN</b>										
	i) Kota Open Univ. Kota.					566	NA				
	<b>Total (Rajasthan)</b>	0	0	0	0	566	0	0	0	0	0
5	<b>TAMIL NADU</b>										
	i) Univ. of Annamalai							242	11	251	3
	ii) University of Madras										
	iii) Madurai Kamaraj Univ.										
	<b>Total (Tamil Nadu)</b>	0	0	0	0	0	0	242	11	251	3
6	<b>DELHI</b>										
	IGNOU										
	<b>Total (Delhi)</b>	0	0	0	0	0	0	0	0	0	0
	<b>GRAND TOTAL</b>	0	0	0	0	624	31	242	11	251	3

		TABLE - 11 PROFESSIONAL COURSES (GRADUATE AND ABOVE)(97-98)							
S.No.	STATE/UT	DIS		DIH		DIPC		DET	
		Total	Girls	Total	Girls	Total	Girls	Total	Girls
1	2	57	58	59	60	61	62	63	64
1	<b>BIHAR</b>								
	i) Patna University								
	ii) Nalanda O.U.								
	<b>Total (Bihar)</b>	0	0	0	0	0	0	0	0
2	<b>KARNATAKA</b>								
	i) Karnataka State OU Mys.								
	<b>Total (Karnataka)</b>	0	0	0	0	0	0	0	0
3	<b>PUNJAB</b>								
	i) Punjab Univ., Chandigarh								
	<b>Total (Punjab)</b>	0	0	0	0	0	0	0	0
4	<b>RAJASTHAN</b>								
	i) Kota Open Univ. Kota.								
	<b>Total (Rajasthan)</b>	0	0	0	0	0	0	0	0
5	<b>TAMIL NADU</b>								
	i) Univ. of Annamalai	410	3	114	31	232	26	46	2
	ii) University of Madras								
	iii) Madurai Kamaraj Univ.								
	<b>Total (Tamil Nadu)</b>	410	3	114	31	232	26	46	2
6	<b>DELHI</b>								
	IGNOU								
	<b>Total (Delhi)</b>	0	0	0	0	0	0	0	0
	<b>GRAND TOTAL</b>	410	3	114	31	232	26	46	2

**TABLE - 11**  
**PROFESSIONAL COURSES (GRADUATE AND ABOVE)(97-98)**

S.No.	STATE/UT	DTHM		DLL		CES		DHFWE		DM	
		Total	Girls	Total	Girls	Total	Girls	Total	Girls	Total	Girls
1	2	65	66	67	68	69	70	71	72	73	74
<b>1</b>	<b>BIHAR</b>										
	i) Patna University										
	ii) Nalanda O.U.										
	<b>Total (Bihar)</b>	<b>0</b>	<b>0</b>	<b>0</b>	<b>0</b>	<b>0</b>	<b>0</b>	<b>0</b>	<b>0</b>	<b>0</b>	<b>0</b>
<b>2</b>	<b>KARNATAKA</b>										
	i) Karnataka State OU Mys.										
	<b>Total (Karnataka)</b>	<b>0</b>	<b>0</b>	<b>0</b>	<b>0</b>	<b>0</b>	<b>0</b>	<b>0</b>	<b>0</b>	<b>0</b>	<b>0</b>
<b>3</b>	<b>PUNJAB</b>										
	i) Punjab Univ., Chandigarh							124	77		
	<b>Total (Punjab)</b>	<b>0</b>	<b>0</b>	<b>0</b>	<b>0</b>	<b>0</b>	<b>0</b>	<b>124</b>	<b>77</b>	<b>0</b>	<b>0</b>
<b>4</b>	<b>RAJASTHAN</b>										
	i) Kota Open Univ. Kota.			103	NA						
	<b>Total (Rajasthan)</b>	<b>0</b>	<b>0</b>	<b>103</b>	<b>0</b>	<b>0</b>	<b>0</b>	<b>0</b>	<b>0</b>	<b>0</b>	<b>0</b>
<b>5</b>	<b>TAMIL NADU</b>										
	i) Univ. of Annamalai										
	ii) University of Madras										
	iii) Madurai Kamaraj Univ.			63	13						
	<b>Total (Tamil Nadu)</b>	<b>0</b>	<b>0</b>	<b>63</b>	<b>13</b>	<b>0</b>	<b>0</b>	<b>0</b>	<b>0</b>	<b>0</b>	<b>0</b>
<b>6</b>	<b>DELHI</b>										
	IGNOU					826	288				
	<b>Total (Delhi)</b>	<b>0</b>	<b>0</b>	<b>0</b>	<b>0</b>	<b>826</b>	<b>288</b>	<b>0</b>	<b>0</b>	<b>0</b>	<b>0</b>
	<b>GRAND TOTAL</b>	<b>0</b>	<b>0</b>	<b>166</b>	<b>13</b>	<b>826</b>	<b>288</b>	<b>124</b>	<b>77</b>	<b>0</b>	<b>0</b>

TABLE - 11

PROFESSIONAL COURSES (GRADUATE AND ABOVE)(97-98)

Sl. No.	State	DSS		DRAC		DHN					
		Total	Girls	Total	Girls	Total	Girls				
1	2	75	76	77	78	79	80	81	82	83	84
<b>1</b>	<b>BIHAR</b>										
	i) Patna University										
	ii) Nalanda O.U.										
	<b>Total (Bihar)</b>	<b>0</b>	<b>0</b>	<b>0</b>	<b>0</b>	<b>0</b>	<b>0</b>	<b>0</b>	<b>0</b>	<b>0</b>	<b>0</b>
<b>2</b>	<b>KARNATAKA</b>										
	i) Karnataka State OU Mys.										
	<b>Total (Karnataka)</b>	<b>0</b>	<b>0</b>	<b>0</b>	<b>0</b>	<b>0</b>	<b>0</b>	<b>0</b>	<b>0</b>	<b>0</b>	<b>0</b>
<b>3</b>	<b>PUNJAB</b>										
	i) Punjab Univ., Chandigarh	53	25								
	<b>Total (Punjab)</b>	<b>53</b>	<b>25</b>	<b>0</b>	<b>0</b>	<b>0</b>	<b>0</b>	<b>0</b>	<b>0</b>	<b>0</b>	<b>0</b>
<b>4</b>	<b>RAJASTHAN</b>										
	i) Kota Open Univ. Kota.										
	<b>Total (Rajasthan)</b>	<b>0</b>	<b>0</b>	<b>0</b>	<b>0</b>	<b>0</b>	<b>0</b>	<b>0</b>	<b>0</b>	<b>0</b>	<b>0</b>
<b>5</b>	<b>TAMIL NADU</b>										
	i) Univ. of Annamalai					63	21	127	1	34	5
	ii) University of Madras										
	iii) Madurai Kamaraj Univ.										
	<b>Total (Tamil Nadu)</b>	<b>0</b>	<b>0</b>	<b>0</b>	<b>0</b>	<b>63</b>	<b>21</b>	<b>127</b>	<b>1</b>	<b>34</b>	<b>5</b>
<b>6</b>	<b>DELHI</b>										
	IGNOU			10392	2497						
	<b>Total (Delhi)</b>	<b>0</b>	<b>0</b>	<b>10392</b>	<b>2497</b>	<b>0</b>	<b>0</b>	<b>0</b>	<b>0</b>	<b>0</b>	<b>0</b>
	<b>GRAND TOTAL</b>	<b>53</b>	<b>25</b>	<b>10392</b>	<b>2497</b>	<b>63</b>	<b>21</b>	<b>127</b>	<b>1</b>	<b>34</b>	<b>5</b>

**TABLE - 11**  
**PROFESSIONAL COURSES (GRADUATE AND ABOVE)(97-98)**

S.No.	STATE/UT	DMT		DBB		DOF		DSPT		DPHM	
		Total	Girls	Total	Girls	Total	Girls	Total	Girls	Total	Girls
1	2	85	86	87	88	89	90	91	92	93	94
<b>1</b>	<b>BIHAR</b>										
	i) Patna University										
	ii) Nalanda O.U.										
	<b>Total (Bihar)</b>	<b>0</b>	<b>0</b>	<b>0</b>	<b>0</b>	<b>0</b>	<b>0</b>	<b>0</b>	<b>0</b>	<b>0</b>	<b>0</b>
<b>2</b>	<b>KARNATAKA</b>										
	i) Karnataka State OU Mys.										
	<b>Total (Karnataka)</b>	<b>0</b>	<b>0</b>	<b>0</b>	<b>0</b>	<b>0</b>	<b>0</b>	<b>0</b>	<b>0</b>	<b>0</b>	<b>0</b>
<b>3</b>	<b>PUNJAB</b>										
	i) Punjab Univ., Chandigarh										
	<b>Total (Punjab)</b>	<b>0</b>	<b>0</b>	<b>0</b>	<b>0</b>	<b>0</b>	<b>0</b>	<b>0</b>	<b>0</b>	<b>0</b>	<b>0</b>
<b>4</b>	<b>RAJASTHAN</b>										
	i) Kota Open Univ. Kota.										
	<b>Total (Rajasthan)</b>	<b>0</b>	<b>0</b>	<b>0</b>	<b>0</b>	<b>0</b>	<b>0</b>	<b>0</b>	<b>0</b>	<b>0</b>	<b>0</b>
<b>5</b>	<b>TAMIL NADU</b>										
	i) Univ. of Annamalai	5	0	38	2	4	0	20	2	58	14
	ii) University of Madras										
	iii) Madurai Kamaraj Univ.										
	<b>Total (Tamil Nadu)</b>	<b>5</b>	<b>0</b>	<b>38</b>	<b>2</b>	<b>4</b>	<b>0</b>	<b>20</b>	<b>2</b>	<b>58</b>	<b>14</b>
<b>6</b>	<b>DELHI</b>										
	IGNOU										
	<b>Total (Delhi)</b>	<b>0</b>	<b>0</b>	<b>0</b>	<b>0</b>	<b>0</b>	<b>0</b>	<b>0</b>	<b>0</b>	<b>0</b>	<b>0</b>
	<b>GRAND TOTAL</b>	<b>5</b>	<b>0</b>	<b>38</b>	<b>2</b>	<b>4</b>	<b>0</b>	<b>20</b>	<b>2</b>	<b>58</b>	<b>14</b>

		TABLE - 12 DIPLOMA/CERTIFICATE COURSES UNDERGRADUATE LEVEL (1997-98) Computer Courses							
S.No.	State/UT University	CIB		Word Processg		PCA Data Base		Spread Sheet	
		Total	Girls	Total	Girls	Total	Girls	Total	Girls
		3	4	5	6	7	8	9	10
1	<b>ANDHRA PRADESH</b>								
i)	Sri Venkateshwara Univ.					64	14		
ii)	Dr. BR Ambed. OU								
iii)	Kakatiya Univ								
	<b>Total (Andhra Pradesh)</b>	0	0	0	0	64	14	0	0
2	<b>BIHAR</b>								
i)	Nalanda Univ.								
	<b>Total (Bihar)</b>	0	0	0	0	0	0	0	0
3	<b>GUJARAT</b>								
i)	Dr. BRA OU Ahmedabad								
	<b>Total (Gujarat)</b>	0	0	0	0	0	0	0	0
4	<b>JAMMU &amp; KASHMIR</b>								
i)	Kashmir Univ.								
	<b>Total (J&amp;K)</b>	0	0	0	0	0	0	0	0
5	<b>MADHYA PRADESH</b>								
i)	Baraketullah Univ. Bhopal								
ii)	Jiwaji University								
	<b>Total (M.P.)</b>	0	0	0	0	0	0	0	0
6	<b>MAHARASHTRA</b>								
i)	YCMOU, Nasik								
ii)	SNBT Mumbai								
	<b>Total (Maharashtra)</b>	0	0	0	0	0	0	0	0
7	<b>ORISSA</b>								
i)	Utkal Univ. Bhubaneshwar								
	<b>Total (Orissa)</b>	0	0	0	0	0	0	0	0
8	<b>PUNJAB</b>								
i)	Punjabi Univ. Patiala	0							
	<b>Total (Punjab)</b>	0	0	0	0	0	0	0	0
9	<b>RAJASTHAN</b>								
i)	Kota Open Univ. Kota.								
	<b>Total (Rajasthan)</b>	0	0	0	0	0	0	0	0
10	<b>TAMIL NADU</b>								
i)	M. Kamaraja Univ.								
ii)	Madras Univ.								
iii)	Univ. of Annamalai								
iv)	Alagappa Univ.								
	<b>Total (Tamil Nadu)</b>	0	0	0	0	0	0	0	0
11	<b>DELHI</b>								
i)	IGNOU								
	<b>Total (Delhi)</b>	0	0	0	0	0	0	0	0
	<b>TOTAL</b>	0	0	0	0	64	14	0	0



S.No.	State/UT University	TABLE - 12 DIPLOMA/CERTIFICATE COURSES UNDERGRADUATE LEVEL (1997-98)									
		Journalism		Vocational		Gardening		C.Lib		HNFLW	
		Total	Girls	Total	Girls	Total	Girls	Total	Girls	Total	Girls
1	2	11	12	13	14	15	16	17	18	19	20
1	<b>ANDHRA PRADESH</b>										
	i) Sri Venkateshwara Univ.							172	60		
	ii) Dr. BR Ambed. OU			30	NA						
	iii) Kakatiya Univ							64	19		
	<b>Total (Andhra Pradesh)</b>	0	0	30	0	0	0	236	79	0	0
2	<b>BIHAR</b>										
	i) Nalanda Univ.										
	<b>Total (Bihar)</b>	0	0	0	0	0	0	0	0	0	0
3	<b>GUJARAT</b>										
	i) Dr. BRA OU										
	Ahmedabad										
	<b>Total (Gujarat)</b>	0	0	0	0	0	0	0	0	0	0
4	<b>JAMMU &amp; KASHMIR</b>										
	i) Kashmir Univ.							73	NA		
	<b>Total (J&amp;K)</b>	0	0	0	0	0	0	73	0	0	0
5	<b>MADHYA PRADESH</b>										
	i) Barakatullah Univ. Bhopal										
	ii) Jiwaji University										
	<b>Total (M.P.)</b>	0	0	0	0	0	0	0	0	0	0
6	<b>MAHARASHTRA</b>										
	i) YCMOU, Nasik										
	ii) SNDT Mumbai										
	<b>Total (Maharashtra)</b>	0	0	0	0	0	0	0	0	0	0
7	<b>ORISSA</b>										
	i) Utkal Univ. Bhubaneswar										
	<b>Total (Orissa)</b>	0	0	0	0	0	0	0	0	0	0
8	<b>PUNJAB</b>										
	i) Punjabi Univ. Patiala							355	265		
	<b>Total (Punjab)</b>	0	0	0	0	0	0	355	265	0	0
9	<b>RAJASTHAN</b>										
	i) Kota Open Univ. Kota.										
	<b>Total (Rajasthan)</b>	0	0	0	0	0	0	0	0	0	0
10	<b>TAMIL NADU</b>										
	i) M. Kamaraja Univ.										
	ii) Madras Univ.							2104	950		
	iii) Univ. of Annamalai							1086	498		
	iv) Alagappa Univ.										
	<b>Total (Tamil Nadu)</b>	0	0	0	0	0	0	3190	1448	0	0
11	<b>DELHI</b>										
	i) IGNOU										
	<b>Total (Delhi)</b>	0	0	0	0	0	0	0	0	0	0
	<b>TOTAL</b>	0	0	30	0	0	0	3854	1792	0	0

		TABLE - 12 DIPLOMA/CERTIFICATE COURSES UNDERGRADUATE LEVEL (1997-98)									
S.No.	State/UT University	CIA		CAT		DQP		CBF		DOM	
		Total	Girls	Total	Girls	Total	Girls	Total	Girls	Total	Girls
		21	22	23	24	25	26	27	28	29	30
1	<b>ANDHRA PRADESH</b>										
	i) Sri Venkateshwara Univ.										
	ii) Dr. BR Ambed. OU										
	iii) Kakatiya Univ										
	<b>Total (Andhra Pradesh)</b>	0	0	0	0	0	0	0	0	0	0
2	<b>BIHAR</b>										
	i) Nalanda Univ.										
	<b>Total (Bihar)</b>	0	0	0	0	0	0	0	0	0	0
3	<b>GUJARAT</b>										
	i) <del>Dr. PBA OU</del> Ahmedabad										
	<b>Total (Gujarat)</b>	0	0	0	0	0	0	0	0	0	0
4	<b>JAMMU &amp; KASHMIR</b>										
	i) Kashmir Univ.										
	<b>Total (J&amp;K)</b>	0	0	0	0	0	0	0	0	0	0
5	<b>MADHYA PRADESH</b>										
	i) Barakatullah Univ. Bhopal										
	ii) Jiwaji University										
	<b>Total (M.P.)</b>	0	0	0	0	0	0	0	0	0	0
6	<b>MAHARASHTRA</b>										
	i) YCMOU, Nagik										
	ii) SNDT Mumbai										
	<b>Total (Maharashtra)</b>	0	0	0	0	0	0	0	0	0	0
7	<b>ORISSA</b>										
	i) Utkal Univ. Bhubaneswar										
	<b>Total (Orissa)</b>	0	0	0	0	0	0	0	0	0	0
8	<b>PUNJAB</b>										
	i) Punjab Univ. Patiala										
	<b>Total (Punjab)</b>	0	0	0	0	0	0	0	0	0	0
9	<b>RAJASTHAN</b>										
	i) Kota Open Univ. Kota.									36	NA
	<b>Total (Rajasthan)</b>	0	0	0	0	0	0	0	0	36	0
10	<b>TAMIL NADU</b>										
	i) M. Kamaraja Univ.										
	ii) Madras Univ.										
	iii) Univ. of Annamalai			211	0	92	3	7	1	70	23
	iv) Alagappa Univ.										
	<b>Total (Tamil Nadu)</b>	0	0	211	0	92	3	7	1	70	23
11	<b>DELHI</b>										
	i) IGNOU										
	<b>Total (Delhi)</b>	0	0	0	0	0	0	0	0	0	0
	<b>TOTAL</b>	0	0	211	0	92	3	7	1	106	23

		TABLE - 12 DIPLOMA/CERTIFICATE COURSES UNDERGRADUATE LEVEL (1997-98)										
S.No.	State/UT University	DID		Gyani		Fruit Prod.		Veg.prod.		Floriculture		
		Total	Girls	Total	Girls	Total	Girls	Total	Girls	Total	Girls	
		1	2	31	32	33	34	35	36	37	38	39
1	<b>ANDHRA PRADESH</b>											
	i) Sri Venkateshwar Univ.											
	ii) Dr. BR Ambed. OU											
	iii) Kakatiya Univ											
	<b>Total (Andhra Pradesh)</b>	0	0	0	0	0	0	0	0	0	0	0
2	<b>BIHAR</b>											
	i) Nalanda Univ.											
	<b>Total (Bihar)</b>	0	0	0	0	0	0	0	0	0	0	0
3	<b>GUJARAT</b>											
	i) Dr. BRA OU											
	Ahmedabad											
	<b>Total (Gujarat)</b>	0	0	0	0	0	0	0	0	0	0	0
4	<b>JAMMU &amp; KASHMIR</b>											
	i) Kashmir Univ.											
	<b>Total (J&amp;K)</b>	0	0	0	0	0	0	0	0	0	0	0
5	<b>MADHYA PRADESH</b>											
	i) Barakatullah Univ. Bhopal											
	ii) Jiwaji University											
	<b>Total (M.P.)</b>	0	0	0	0	0	0	0	0	0	0	0
6	<b>MAHARASHTRA</b>											
	i) YCMOU, Nasik											
	ii) SNTD Mumbai											
	<b>Total (Maharashtra)</b>	0	0	0	0	0	0	0	0	0	0	0
7	<b>ORISSA</b>											
	i) Utkal Univ. Bhubaneshwar											
	<b>Total (Orissa)</b>	0	0	0	0	0	0	0	0	0	0	0
8	<b>PUNJAB</b>											
	i) Punjabi Univ. Patiala	42	13	30	18							
	<b>Total (Punjab)</b>	42	13	30	18	0	0	0	0	0	0	0
9	<b>RAJASTHAN</b>											
	i) Kota Open Univ. Kota.											
	<b>Total (Rajasthan)</b>	0	0	0	0	0	0	0	0	0	0	0
10	<b>TAMIL NADU</b>											
	i) M. Kamaraja Univ.											
	ii) Madras Univ.											
	iii) Univ. of Annamalai											
	iv) Alagappa Univ.											
	<b>Total (Tamil Nadu)</b>	0	0	0	0	0	0	0	0	0	0	0
11	<b>DELHI</b>											
	i) IGNOU											
	<b>Total (Delhi)</b>	0	0	0	0	0	0	0	0	0	0	0
	<b>TOTAL</b>	42	13	30	18	0	0	0	0	0	0	0

		TABLE - 12 DIPLOMA/CERTIFICATE COURSES UNDERGRADUATE LEVEL (1997-98)									
S.No.	State/UT University	Comp.Operator		Comp.In Office		CIG		CFN		DCA	
		Total	Girls	Total	Girls	Total	Girls	Total	Girls	Total	Girls
		41	42	43	44	45	46	47	48	49	50
1	<b>ANDHRA PRADESH</b>										
	i) Sri Venkateshwara Univ.										
	ii) Dr. BR Ambed. OU										
	iii) Kakatiya Univ										
	<b>Total (Andhra Pradesh)</b>	0	0	0	0	0	0	0	0	0	0
2	<b>BIHAR</b>										
	i) Nalanda Univ.							5	-		
	<b>Total (Bihar)</b>	0	0	0	0	0	0	5	0	0	0
3	<b>GUJARAT</b>										
	i) Dr. B.P.A. OU Ahmedabad							109	87		
	<b>Total (Gujarat)</b>	0	0	0	0	0	0	109	87	0	0
4	<b>JAMMU &amp; KASHMIR</b>										
	i) Kashmir Univ.										
	<b>Total (J&amp;K)</b>	0	0	0	0	0	0	0	0	0	0
5	<b>MADHYA PRADESH</b>										
	i) Barakatullah Univ. Bhopal										
	ii) Jiwaji University										
	<b>Total (M.P.)</b>	0	0	0	0	0	0	0	0	0	0
6	<b>MAHARASHTRA</b>										
	i) YCMOU, Nasik										
	ii) SNDT Mumbai										
	<b>Total (Maharashtra)</b>	0	0	0	0	0	0	0	0	0	0
7	<b>ORISSA</b>										
	i) Utkal Univ. Bhubaneswar									120	-
	<b>Total (Orissa)</b>	0	0	0	0	0	0	0	0	120	0
8	<b>PUNJAB</b>										
	i) Punjab Univ. Patiala										
	<b>Total (Punjab)</b>	0	0	0	0	0	0	0	0	0	0
9	<b>RAJASTHAN</b>										
	i) Kota Open Univ. Kota.										
	<b>Total (Rajasthan)</b>	0	0	0	0	0	0	0	0	0	0
10	<b>TAMIL NADU</b>										
	i) M. Kamaraja Univ.										
	ii) Madras Univ.										
	iii) Univ. of Annamalai										
	iv) Alagappa Univ.									226	
	<b>Total (Tamil Nadu)</b>	0	0	0	0	0	0	0	0	226	0
11	<b>DELHI</b>										
	i) IGNOU					367	245	757	521		
	<b>Total (Delhi)</b>	0	0	0	0	367	245	757	521	0	0
	<b>TOTAL</b>	0	0	0	0	367	245	871	608	346	0

S.No.	State/UT University	TABLE - 12 DIPLOMA/CERTIFICATE COURSES UNDERGRADUATE LEVEL (1997-98)							
		DSM		SM		CPP		BRTM	
		Total	Girls	Total	Girls	Total	Girls	Total	Girls
1	2	51	52	53	54	55	56	57	58
1	<b>ANDHRA PRADESH</b>								
	i) Sri Venkateshwara Univ.								
	ii) Dr. BR Ambed. OU								
	iii) Kakatiya Univ								
	<b>Total (Andhra Pradesh)</b>	0	0	0	0	0	0	0	0
2	<b>BIHAR</b>								
	i) Nalanda Univ.								
	<b>Total (Bihar)</b>	0	0	0	0	0	0	0	0
3	<b>GUJARAT</b>								
	i) Dr. BRA OU Ahmedabad								
	<b>Total (Gujarat)</b>	0	0	0	0	0	0	0	0
4	<b>JAMMU &amp; KASHMIR</b>								
	i) Kashmir Univ.								
	<b>Total (J&amp;K)</b>	0	0	0	0	0	0	0	0
5	<b>MADHYA PRADESH</b>								
	i) Barakatullah Univ. Bhopal								
	ii) Jiwaji University							100	
	<b>Total (M.P.)</b>	0	0	0	0	0	0	100	0
6	<b>MAHARASHTRA</b>								
	i) YCMOU, Nasik								
	ii) SNTD Mumbai								
	<b>Total (Maharashtra)</b>	0	0	0	0	0	0	0	0
7	<b>ORISSA</b>								
	i) Utkal Univ. Bhubaneswar								
	<b>Total (Orissa)</b>	0	0	0	0	0	0	0	0
8	<b>PUNJAB</b>								
	i) Punjabi Univ. Patiala					30	18		
	<b>Total (Punjab)</b>	0	0	0	0	30	18	0	0
9	<b>RAJASTHAN</b>								
	i) Kota Open Univ. Kota.								
	<b>Total (Rajasthan)</b>	0	0	0	0	0	0	0	0
10	<b>TAMIL NADU</b>								
	i) M. Kamaraja Univ.								
	ii) Madras Univ.								
	iii) Univ. of Annamalai								
	iv) Alagappa Univ.	13							
	<b>Total (Tamil Nadu)</b>	13	0	0	0	0	0	0	0
11	<b>DELHI</b>								
	i) IGNOU								
	<b>Total (Delhi)</b>	0	0	0	0	0	0	0	0
	<b>TOTAL</b>	13	0	0	0	30	18	100	0

S.No.	State/UT University	TABLE - 12 DIPLOMA/CERTIFICATE COURSES UNDERGRADUATE LEVEL (1997-98)							
		BDT		IYE		DTHM		DSS	
		Total	Girls	Total	Girls	Total	Girls	Total	Girls
1	2	59	60	61	62	63	64	65	66
1	<b>ANDHRA PRADESH</b>								
	i) Sri Venkateshwara Univ.								
	ii) Dr. BR Ambed. OU								
	iii) Kakatiya Univ								
	<b>Total (Andhra Pradesh)</b>	0	0	0	0	0	0	0	0
2	<b>BIHAR</b>								
	i) Nalanda Univ.								
	<b>Total (Bihar)</b>	0	0	0	0	0	0	0	0
3	<b>GUJARAT</b>								
	i) Dr. BRA OU Ahmedabad								
	<b>Total (Gujarat)</b>	0	0	0	0	0	0	0	0
4	<b>JAMMU &amp; KASHMIR</b>								
	i) Kashmir Univ.								
	<b>Total (J&amp;K)</b>	0	0	0	0	0	0	0	0
5	<b>MADHYA PRADESH</b>								
	i) Barakatullah Univ. Bhopal								
	ii) Jiwaji University								
	<b>Total (M.P.)</b>	0	0	0	0	0	0	0	0
6	<b>MAHARASHTRA</b>								
	i) YCMOU, Nasik								
	ii) SNT Mumbai	7	7	1	1				
	<b>Total (Maharashtra)</b>	7	7	1	-1	0	0	0	0
7	<b>ORISSA</b>								
	i) Utkal Univ. Bhubaneswar								
	<b>Total (Orissa)</b>	0	0	0	0	0	0	0	0
8	<b>PUNJAB</b>								
	i) Punjabi Univ. Patiala								
	<b>Total (Punjab)</b>	0	0	0	0	0	0	0	0
9	<b>RAJASTHAN</b>								
	i) Kota Open Univ. Kota.					68	NA		
	<b>Total (Rajasthan)</b>	0	0	0	0	68	0	0	0
10	<b>TAMIL NADU</b>								
	i) M. Kamaraja Univ.								
	ii) Madras Univ.								
	iii) Univ. of Annamalai								
	iv) Alagappa Univ.								
	<b>Total (Tamil Nadu)</b>	0	0	0	0	0	0	0	0
11	<b>DELHI</b>								
	i) IGNOU								
	<b>Total (Delhi)</b>	0	0	0	0	0	0	0	0
	<b>TOTAL</b>	7	7	1	1	68	0	0	0

TABLE - 13											
GENERAL EDUCATION (INTERMEDIATE COURSES) (1997-98)											
XI Class											
S.No.	STATE/UT	Inter (Arts)		Inter(Com)		Arts		Science		Commerce	
		Total	Girls	Total	Girls	Total	Girls	Total	Girls	Total	Girls
1	2	3	4	5	6	7	8	9	10	11	12
<b>1</b>	<b>BIHAR</b>										
	i) Patna Univ.	537	207	589	61						
	<b>Total (Bihar)</b>	<b>537</b>	<b>207</b>	<b>589</b>	<b>61</b>	<b>0</b>	<b>0</b>	<b>0</b>	<b>0</b>	<b>0</b>	<b>0</b>
<b>2</b>	<b>TAMIL NADU</b>										
	i) Univ. of Annamalai										
	<b>Total (Tamil Nadu)</b>	<b>0</b>	<b>0</b>	<b>0</b>	<b>0</b>	<b>0</b>	<b>0</b>	<b>0</b>	<b>0</b>	<b>0</b>	<b>0</b>
<b>3</b>	<b>DELHI</b>										
	i) Patrachar Vidyalaya	937	213	546	38			110	27		
	ii) Jamia Milia Ismalia										
	iii) NOS, Delhi										
	<b>Total (Delhi)</b>	<b>937</b>	<b>213</b>	<b>546</b>	<b>38</b>	<b>0</b>	<b>0</b>	<b>110</b>	<b>27</b>	<b>0</b>	<b>0</b>
<b>4</b>	<b>ANDHRA PRADESH</b>										
	i) Andhra University										
	<b>Total (Andhra pradesh)</b>	<b>0</b>	<b>0</b>	<b>0</b>	<b>0</b>	<b>0</b>	<b>0</b>	<b>0</b>	<b>0</b>	<b>0</b>	<b>0</b>
	<b>GRAND TOTAL</b>	<b>1474</b>	<b>420</b>	<b>1135</b>	<b>99</b>	<b>0</b>	<b>0</b>	<b>110</b>	<b>27</b>	<b>0</b>	<b>0</b>

		TABLE - 13							
		GENERAL EDUCATION (INTERMEDIATE COURSES) (1997-98)							
		XII Class							
S.No.	STATE/UT	Arts		Science		Commerce		Matriculation	
		Total	Girls	Total	Girls	Total	Girls	Total	Girls
1	2	13	14	15	16	17	18	19	20
<b>1</b>	<b>BIHAR</b>								
	i) Patna Univ.								
	<b>Total (Bihar)</b>	<b>0</b>	<b>0</b>	<b>0</b>	<b>0</b>	<b>0</b>	<b>0</b>	<b>0</b>	<b>0</b>
<b>2</b>	<b>TAMIL NADU</b>								
	i) Univ. of Annamalai								
	<b>Total (Tamil Nadu)</b>	<b>0</b>	<b>0</b>	<b>0</b>	<b>0</b>	<b>0</b>	<b>0</b>	<b>0</b>	<b>0</b>
<b>3</b>	<b>DELHI</b>								
	i) Patrachar Vidyalaya	4675	1169	882	96	1254	155	12998	3989
	ii) Jamia Millia Islamia								
	iii) NOS, Delhi	38612	12297					66032	21657
	<b>Total (Delhi)</b>	<b>43287</b>	<b>13466</b>	<b>882</b>	<b>96</b>	<b>1254</b>	<b>155</b>	<b>79030</b>	<b>25646</b>
<b>4</b>	<b>ANDHRA PRADESH</b>								
	i) Andhra University								
	<b>Total (Andhra Pradesh)</b>	<b>0</b>	<b>0</b>	<b>0</b>	<b>0</b>	<b>0</b>	<b>0</b>	<b>0</b>	<b>0</b>
	<b>GRAND TOTAL</b>	<b>43287</b>	<b>13466</b>	<b>882</b>	<b>96</b>	<b>1254</b>	<b>155</b>	<b>79030</b>	<b>25646</b>



TABLE - 13					
URDU COURSE (Foundation Courses)					
S.No.	STATE/UT	Ist Year		IInd Year	
		Total	Girls	Total	Girls
1	2	21	22	23	24
<b>1</b>	<b>BIHAR</b>				
	i) Patna Univ.				
	<b>Total (Bihar)</b>	<b>0</b>	<b>0</b>	<b>0</b>	<b>0</b>
<b>2</b>	<b>TAMIL NADU</b>				
	i) Univ. of Annamalai	234	90	111	44
	<b>Total (Tamil Nadu)</b>	<b>234</b>	<b>90</b>	<b>111</b>	<b>44</b>
<b>3</b>	<b>DELHI</b>				
	i) Patrachar Vidyalaya				
	ii) Jamia Milia Ismalia				
	iii) NOS, Delhi	767	NA		
	<b>Total (Delhi)</b>	<b>767</b>	<b>0</b>	<b>0</b>	<b>0</b>
<b>4</b>	<b>ANDHRA PRADESH</b>				
	i) Andhra University				
	<b>Total (Andhra pradesh)</b>	<b>0</b>	<b>0</b>	<b>0</b>	<b>0</b>
	<b>GRAND TOTAL</b>	<b>1001</b>	<b>90</b>	<b>111</b>	<b>44</b>

		<b>TABLE - 14</b>								
S.No.	STATE/UT	POST MATRIC DIPLOMAS - PROFESSIONAL EDUCATION (1997-98)								
		DGE		DAE		Introd.Course		Pre-Found Cour.		
		Total	Girls	Total	Girls	Total	Girls	Total	Girls	
1	2	3	4	5	6	7	8	9	10	
<b>1</b>	<b>ANDHRA PRADESH</b>									
	i) Andhra Univ.					331	184			
	<b>Total (Andhra Pradesh)</b>	<b>0</b>	<b>0</b>	<b>0</b>	<b>0</b>	<b>331</b>	<b>184</b>	<b>0</b>	<b>0</b>	
<b>2</b>	<b>GUJARAT</b>									
	i) Babasahib Ambedkar OU Ahmedabad.									
	<b>Total (Gujarat)</b>	<b>0</b>	<b>0</b>	<b>0</b>	<b>0</b>	<b>0</b>	<b>0</b>	<b>0</b>	<b>0</b>	<b>0</b>
<b>3</b>	<b>KARNATAKA</b>									
	i) Bangalore University									
	<b>Total (Karnataka)</b>	<b>0</b>	<b>0</b>	<b>0</b>	<b>0</b>	<b>0</b>	<b>0</b>	<b>0</b>	<b>0</b>	<b>0</b>
<b>4</b>	<b>KERALA</b>									
	i) Univ. of Calicut									
	<b>Total (Kerala)</b>	<b>0</b>	<b>0</b>	<b>0</b>	<b>0</b>	<b>0</b>	<b>0</b>	<b>0</b>	<b>0</b>	<b>0</b>
<b>5</b>	<b>MADHYA PRADESH</b>									
	i) Barktullah Univ.									
	<b>Total (M.P.)</b>	<b>0</b>	<b>0</b>	<b>0</b>	<b>0</b>	<b>0</b>	<b>0</b>	<b>0</b>	<b>0</b>	<b>0</b>
<b>6</b>	<b>MAHARASHTRA</b>									
	i) YCMOU, NASIK									
	<b>Total (Maharashtra)</b>	<b>0</b>	<b>0</b>	<b>0</b>	<b>0</b>	<b>0</b>	<b>0</b>	<b>0</b>	<b>0</b>	<b>0</b>
<b>7</b>	<b>TAMIL NADU</b>									
	i) M. Kamaraja Univ.					177	43	498	139	
	ii) Annamalai Univ.									
	<b>Total (Tamil Nadu)</b>	<b>0</b>	<b>0</b>	<b>0</b>	<b>0</b>	<b>177</b>	<b>43</b>	<b>498</b>	<b>139</b>	
	<b>GRAND TOTAL</b>	<b>0</b>	<b>0</b>	<b>0</b>	<b>0</b>	<b>508</b>	<b>227</b>	<b>498</b>	<b>139</b>	

		TABLE - 14									
S.No	STATE/UT	POST MATRIC DIPLOMAS - PROFESSIONAL EDUCATION (1997-98)									
		Foundation Cour.		D.Lib Sc.		BPP		DR/AC		DHN	
		Total	Girls	Total	Girls	Total	Girls	Total	Girls	Total	Girls
1	2	11	12	13	14	15	16	17	18	19	20
1	<b>ANDHRA PRADESH</b>										
	i) Andhra Univ.										
	<i>Total (Andhra Pradesh)</i>	0	0	0	0	0	0	0	0	0	0
2	<b>GUJARAT</b>										
	i) Babasahib Ambedkar OU Ahmedabad.					2310	621				
	<i>Total (Gujarat)</i>	0	0	0	0	2310	621	0	0	0	0
3	<b>KARNATAKA</b>										
	i) Bangalore University										
	<i>Total (Karnataka)</i>	0	0	0	0	0	0	0	0	0	0
4	<b>KERALA</b>										
	i) Univ. of Calicut										
	<i>Total (Kerala)</i>	0	0	0	0	0	0	0	0	0	0
5	<b>MADHYA PRADESH</b>										
	i) Barktullah Univ.			2	2						
	<i>Total (M.P.)</i>	0	0	2	2	0	0	0	0	0	0
6	<b>MAHARASHTRA</b>										
	i) YCMOU, NASIK										
	<i>Total (Maharashtra)</i>	0	0	0	0	0	0	0	0	0	0
7	<b>TAMIL NADU</b>										
	i) M. Kamaraja Univ.	297	115								
	ii) Annamalai Univ.										
	<i>Total (Tamil Nadu)</i>	297	115	0	0	0	0	0	0	0	0
	<b>GRAND TOTAL</b>	297	115	2	2	2310	621	0	0	0	0

		TABLE - 14											
S.No.	STATE/UT	POST MATRIC DIPLOMAS - PROFESSIONAL EDUCATION (1997-98)											
		DMT		DBPBF		DOF		DSPT		DPHM		DFA	
		Total	Girls	Total	Girls	Total	Girls	Total	Girls	Total	Girls	Total	Girls
1	2	21	22	23	24	25	26	27	28	29	30	31	32
1	<b>ANDHRA PRADESH</b>												
	i) Andhra Univ.												
	<i>Total (Andhra Pradesh)</i>	0	0	0	0	0	0	0	0	0	0	0	0
2	<b>GUJARAT</b>												
	i) Babasahib Ambedkar OU Ahmedabad.												
	<i>Total (Gujarat)</i>	0	0	0	0	0	0	0	0	0	0	0	0
3	<b>KARNATAKA</b>												
	i) Bangalore University												
	<i>Total (Karnataka)</i>	0	0	0	0	0	0	0	0	0	0	0	0
4	<b>KERALA</b>												
	i) Univ. of Calicut											24	5
	<i>Total (Kerala)</i>	0	0	0	0	0	0	0	0	0	0	24	5
5	<b>MADHYA PRADESH</b>												
	i) Barktullah Univ.												
	<i>Total (M.P.)</i>	0	0	0	0	0	0	0	0	0	0	0	0
6	<b>MAHARASHTRA</b>												
	i) YCMOU, NASIK												
	<i>Total (Maharashtra)</i>	0	0	0	0	0	0	0	0	0	0	0	0
7	<b>TAMIL NADU</b>												
	i) M. Kamaraja Univ.												
	ii) Annamalai Univ.												
	<i>Total (Tamil Nadu)</i>	0	0	0	0	0	0	0	0	0	0	0	0
	<b>GRAND TOTAL</b>	0	0	0	0	0	0	0	0	0	0	24	5

S.No.	STATE/UT	TABLE - 14											
		POST MATRIC DIPLOMAS - PROFESSIONAL EDUCATION (1997-98)											
		Kannada		French		Japanese		German		Dip.EE		Italian	
1	2	Total	Girls	Total	Girls	Total	Girls	Total	Girls	Total	Girls	Total	Girls
1	<b>ANDHRA PRADESH</b>												
	i) Andhra Univ.												
	<i>Total (Andhra Pradesh)</i>	0	0	0	0	0	0	0	0	0	0	0	0
2	<b>GUJARAT</b>												
	i) Babasahib Ambedkar OU Ahmedabad.												
	<i>Total (Gujarat)</i>	0	0	0	0	0	0	0	0	0	0	0	0
3	<b>KARNATAKA</b>												
	i) Bangalore University	94	50	30	7	21	5	16	3			6	1
	<i>Total (Karnataka)</i>	94	50	30	7	21	5	16	3	0	0	6	1
4	<b>KERALA</b>												
	i) Univ. of Calicut												
	<i>Total (Kerala)</i>	0	0	0	0	0	0	0	0	0	0	0	0
5	<b>MADHYA PRADESH</b>												
	i) Barktullah Univ.												
	<i>Total (M.P.)</i>	0	0	0	0	0	0	0	0	0	0	0	0
6	<b>MAHARASHTRA</b>												
	i) YCMOU, NASIK									1221	111		
	<i>Total (Maharashtra)</i>	0	0	0	0	0	0	0	0	1221	111	0	0
7	<b>TAMIL NADU</b>												
	i) M. Kamaraja Univ.												
	ii) Annamalai Univ.												
	<i>Total (Tamil Nadu)</i>	0	0	0	0	0	0	0	0	0	0	0	0
	<b>GRAND TOTAL</b>	94	50	30	7	21	5	16	3	1221	111	6	1

TABLE - 15											
PROFESSIONAL EDUCATION - SCHOOL LEVEL - CERTIFICATES (1997-98)											
S.No	STATE/UT	CPFN		CPMC		CC Urdu		CCE		CCHM	
		Total	Girls	Total	Girls	Total	Girls	Total	Girls	Total	Girls
1	2	3	4	5	6	7	8	9	10	11	12
1	<b>ANDHRA PRADESH</b>										
	i) Dr. B.P.A. O. Univ. Hyd.	386	NA	30	NA						
	<b>Total (Andhra Pradesh)</b>	<b>386</b>	<b>0</b>	<b>30</b>	<b>0</b>	<b>0</b>	<b>0</b>	<b>0</b>	<b>0</b>	<b>0</b>	<b>0</b>
2	<b>BIHAR</b>										
	i) Nalanda Open Univ.										
	<b>Total (Bihar)</b>	<b>0</b>	<b>0</b>	<b>0</b>	<b>0</b>	<b>0</b>	<b>0</b>	<b>0</b>	<b>0</b>	<b>0</b>	<b>0</b>
3	<b>JAMMU &amp; KASHMIR</b>										
	i) Univ. of Jammu					19	-	53	-		
	ii) Univ. of Kashmir										
	<b>Total (J&amp;K)</b>	<b>0</b>	<b>0</b>	<b>0</b>	<b>0</b>	<b>19</b>	<b>0</b>	<b>53</b>	<b>0</b>	<b>0</b>	<b>0</b>
4	<b>KARNATAKA</b>										
	i) Karnataka State OU										
	<b>Total (Karnataka)</b>	<b>0</b>	<b>0</b>	<b>0</b>	<b>0</b>	<b>0</b>	<b>0</b>	<b>0</b>	<b>0</b>	<b>0</b>	<b>0</b>
5	<b>KERALA</b>										
	i) M.G. University							10	NA		
	<b>Total (Kerala)</b>	<b>0</b>	<b>0</b>	<b>0</b>	<b>0</b>	<b>0</b>	<b>0</b>	<b>10</b>	<b>0</b>	<b>0</b>	<b>0</b>
6	<b>RAJASTHAN</b>										
	i) Kota Univ.	19	-								
	<b>Total (Rajasthan)</b>	<b>19</b>	<b>0</b>	<b>0</b>	<b>0</b>	<b>0</b>	<b>0</b>	<b>0</b>	<b>0</b>	<b>0</b>	<b>0</b>
7	<b>TAMIL NADU</b>										
	i) Annamalai Univ.										
	<b>Total (Tamil Nadu)</b>	<b>0</b>	<b>0</b>	<b>0</b>	<b>0</b>	<b>0</b>	<b>0</b>	<b>0</b>	<b>0</b>	<b>0</b>	<b>0</b>
8	<b>WEST BENGAL</b>										
	i) Jadavpur University										
	<b>Total (W.B.)</b>	<b>0</b>	<b>0</b>	<b>0</b>	<b>0</b>	<b>0</b>	<b>0</b>	<b>0</b>	<b>0</b>	<b>0</b>	<b>0</b>
9	<b>DELHI</b>										
	i) NOS, Delhi *										
	ii) Jamia Millia Islamia					858	204				
	<b>Total (Delhi)</b>	<b>0</b>	<b>0</b>	<b>0</b>	<b>0</b>	<b>858</b>	<b>204</b>	<b>0</b>	<b>0</b>	<b>0</b>	<b>0</b>
	<b>GRAND TOTAL</b>	<b>405</b>	<b>0</b>	<b>30</b>	<b>0</b>	<b>877</b>	<b>204</b>	<b>63</b>	<b>0</b>	<b>0</b>	<b>0</b>

\* Includes 6 months/one year courses.

**TABLE - 15**  
**PROFESSIONAL EDUCATION - SCHOOL LEVEL - CERTIFICATES**  
**(1997-98)**

S.No	STATE/UT	CCSL		C.Lib Sc.		CIK		CCGT	
		Total	Girls	Total	Girls	Total	Girls	Total	Girls
1	2	13	14	15	16	17	18	19	20
<b>1</b>	<b>ANDHRA PRADESH</b>								
	i) Dr. BRA O.Univ. Hyd.								
	<b>Total (Andhra Pradesh)</b>	0	0	0	0	0	0	0	0
<b>2</b>	<b>BIHAR</b>								
	i) Nalanda Open Univ.								
	<b>Total (Bihar)</b>	0	0	0	0	0	0	0	0
<b>3</b>	<b>JAMMU &amp; KASHMIR</b>								
	i) Univ. of Jammu								
	ii) Univ. of Kashmir								
	<b>Total (J&amp;K)</b>	0	0	0	0	0	0	0	0
<b>4</b>	<b>KARNATAKA</b>								
	i) Karnataka State OU								
	<b>Total (Karnataka)</b>	0	0	0	0	0	0	0	0
<b>5</b>	<b>KERALA</b>								
	i) M.G. University							14	NA
	<b>Total (Kerala)</b>	0	0	0	0	0	0	14	0
<b>6</b>	<b>RAJASTHAN</b>								
	i) Kota Univ.								
	<b>Total (Rajasthan)</b>	0	0	0	0	0	0	0	0
<b>7</b>	<b>TAMIL NADU</b>								
	i) Annamalai Univ.			0	0				
	<b>Total (Tamil Nadu)</b>	0	0	0	0	0	0	0	0
<b>8</b>	<b>WEST BENGAL</b>								
	i) Jadavpur University								
	<b>Total (W.B.)</b>	0	0	0	0	0	0	0	0
<b>9</b>	<b>DELHI</b>								
	i) NOS, Delhi *								
	ii) Jamia Milia Islamia								
	<b>Total (Delhi)</b>	0	0	0	0	0	0	0	0
	<b>GRAND TOTAL</b>	0	0	0	0	0	0	14	0

\* Includes 6 months

TABLE - 15									
PROFESSIONAL EDUCATION - SCHOOL LEVEL - CERTIFICATES									
S. NO	STATE/UT	CCREA		CCRRTV		CCTDM		CCLA	
		Total	Girls	Total	Girls	Total	Girls	Total	Girls
1	2	21	22	23	24	25	26	27	28
1	<b>ANDHRA PRADESH</b>								
	i) Dr. BRA O.Univ. Hyd.								
	<b>Total (Andhra Pradesh)</b>	0	0	0	0	0	0	0	0
2	<b>BIHAR</b>								
	i) Nalanda Open Univ.								
	<b>Total (Bihar)</b>	0	0	0	0	0	0	0	0
3	<b>JAMMU &amp; KASHMIR</b>								
	i) Univ. of Jammu								
	ii) Univ. of Kashmir								
	<b>Total (J&amp;K)</b>	0	0	0	0	0	0	0	0
4	<b>KARNATAKA</b>								
	i) Karnataka State OU								
	<b>Total (Karnataka)</b>	0	0	0	0	0	0	0	0
5	<b>KERALA</b>								
	i) M.G. University								
	<b>Total (Kerala)</b>	0	0	0	0	0	0	0	0
6	<b>RAJASTHAN</b>								
	i) Kota Univ.								
	<b>Total (Rajasthan)</b>	0	0	0	0	0	0	0	0
7	<b>TAMIL NADU</b>								
	i) Annamalai Univ.								
	<b>Total (Tamil Nadu)</b>	0	0	0	0	0	0	0	0
8	<b>WEST BENGAL</b>								
	i) Jadavpur University								
	<b>Total (W.B.)</b>	0	0	0	0	0	0	0	0
9	<b>DELHI</b>								
	i) NOS, Delhi *	1250	299	428	3	1451	1386	62	33
	ii) Jamia Milia Islamia								
	<b>Total (Delhi)</b>	1250	299	428	3	1451	1386	62	33
	<b>GRAND TOTAL</b>	1250	299	428	3	1451	1386	62	33
* Includes 6 months									



**TABLE - 15**  
**PROFESSIONAL EDUCATION - SCHOOL LEVEL - CERTIFICATES**

S. No	STATE/UT	CCRA		CCJS		CCOM		CCB&F	
		Total	Girls	Total	Girls	Total	Girls	Total	Girls
1	2	29	30	31	32	33	34	35	36
1	<b>ANDHRA PRADESH</b>								
	i) Dr. BRA O.Univ. Hyd.								
	<b>Total (Andhra Pradesh)</b>	0	0	0	0	0	0	0	0
2	<b>BIHAR</b>								
	i) Nalanda Open Univ.								
	<b>Total (Bihar)</b>	0	0	0	0	0	0	0	0
3	<b>JAMMU &amp; KASHMIR</b>								
	i) Univ. of Jammu								
	ii) Univ. of Kashmir								
	<b>Total (J&amp;K)</b>	0	0	0	0	0	0	0	0
4	<b>KARNATAKA</b>								
	i) Karnataka State OU								
	<b>Total (Karnataka)</b>	0	0	0	0	0	0	0	0
5	<b>KERALA</b>								
	i) M.G. University								
	<b>Total (Kerala)</b>	0	0	0	0	0	0	0	0
6	<b>RAJASTHAN</b>								
	i) Kota Univ.								
	<b>Total (Rajasthan)</b>	0	0	0	0	0	0	0	0
7	<b>TAMIL NADU</b>								
	i) Annamalai Univ.					0	0	0	0
	<b>Total (Tamil Nadu)</b>	0	0	0	0	0	0	0	0
8	<b>WEST BENGAL</b>								
	i) Jadavpur University								
	<b>Total (W.B.)</b>	0	0	0	0	0	0	0	0
9	<b>DELHI</b>								
	i) NOS, Delhi *	595	-	351	128				
	ii) Jamia Millia Islamia								
	<b>Total (Delhi)</b>	595	0	351	128	0	0	0	0
	<b>GRAND TOTAL</b>	595	0	351	128	0	0	0	0

\* Includes 6 months

**TABLE - 15**  
**PROFESSIONAL EDUCATION - SCHOOL LEVEL - CERTIFICATES**

S. NO.	STATE/UT	CCOP		CCAT		CMLT		CCP		CCBC	
		Total	Girls	Total	Girls	Total	Girls	Total	Girls	Total	Girls
1	2	37	38	39	40	41	42	43	44	45	46
1	<b>ANDHRA PRADESH</b>										
	i) Dr. BRA O.Univ. Hyd.										
	<b>Total (Andhra Pradesh)</b>	0	0	0	0	0	0	0	0	0	0
2	<b>BIHAR</b>										
	i) Nalanda Open Univ.										
	<b>Total (Bihar)</b>	0	0	0	0	0	0	0	0	0	0
3	<b>JAMMU &amp; KASHMIR</b>										
	i) Univ. of Jammu										
	ii) Univ. of Kashmir										
	<b>Total (J&amp;K)</b>	0	0	0	0	0	0	0	0	0	0
4	<b>KARNATAKA</b>										
	i) Karnataka State OU										
	<b>Total (Karnataka)</b>	0	0	0	0	0	0	0	0	0	0
5	<b>KERALA</b>										
	i) M.G. University										
	<b>Total (Kerala)</b>	0	0	0	0	0	0	0	0	0	0
6	<b>RAJASTHAN</b>										
	i) Kota Univ.										
	<b>Total (Rajasthan)</b>	0	0	0	0	0	0	0	0	0	0
7	<b>TAMIL NADU</b>										
	i) Annamalai Univ.	0	0	0	0						
	<b>Total (Tamil Nadu)</b>	0	0	0	0	0	0	0	0	0	0
8	<b>WEST BENGAL</b>										
	i) Jadavpur University					173	NA				
	<b>Total (W.B.)</b>	0	0	0	0	173	0	0	0	0	0
9	<b>DELHI</b>										
	i) NOS, Delhi *							68	-	450	449
	ii) Jamia Millia Islamia										
	<b>Total (Delhi)</b>	0	0	0	0	0	0	68	0	450	449
	<b>GRAND TOTAL</b>	0	0	0	0	173	0	68	0	450	449

\* Includes 6 months

