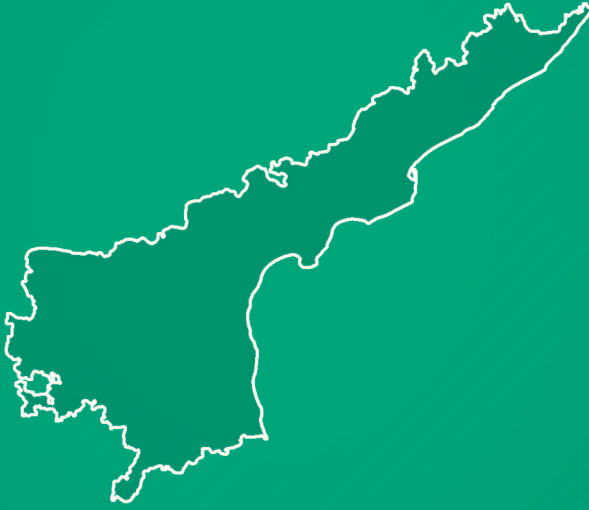




# APSCHE DIARY 2023



**ANDHRA PRADESH  
STATE COUNCIL OF HIGHER EDUCATION**

(A Statutory Body of the Government of A.P)



Chairman, APSCHC greeting the Hon'ble President of India on her visit to SPMVV, Tirupati on 05-12-2022



VCs Conference by Hon'ble Chancellor held on 05.05.2022 at Raj Bhavan, Vijayawada



VCs' Conference by Hon'ble Chancellor held on 05.05.2022 at Raj Bhavan, Vijayawada



Release of AP EAPCET 2022 results by Hon'ble Minister for Education on 26.07.2022 in Vijayawada



Interaction with Vice Chancellors' by Hon'ble Minister for Education on 05.05.2022 at APSCHC Office






Release of the JVD amount by the Hon'ble CM on 16.03.2022




Release of Microsoft Upskilling Certifications by the Hon'ble Chief Minister of AP on 26.08.2022 at Visakhapatnam



Distribution of Microsoft Upskilling Certifications to the Students by the Hon'ble Chief Minister on 26.08.2022 at Visakhapatnam



Distribution of Prize Money to the winners of APSCE Excellence Awards 2022 by the Hon'ble Chief Minister on 30.11.2022




Distribution of Prize Money to the winners of APSCE Excellence Awards 2022 by the Hon'ble Chief Minister on 30.11.2022



VCs Conference on implementation of NEP 2020 held on 28 & 29 June 2022 at ANU, Guntur



3rd HEPB meeting held on 29-07-2022



**A** Accessible and affordable higher education ensuring Accountability

**P** Perspective plan for effective governance in Higher Education

**S** Strengthening institutional networking and global linkages

**C** Curricular restructuring and Technology Enabled Learning

**H** Human Resource potential enrichment

**E** Enhancing quality and accelerating research



# APSCHE DIARY 2023

"Education is the most powerful weapon  
you can use to change the world."

**- Nelson Mandela**

**BEST WISHES FOR A HAPPY &  
PROSPEROUS NEW YEAR  
2023**

Spending on education is not an expenditure  
but an investment for future

**- Y.S. Jagan Mohan Reddy**



**ANDHRA PRADESH STATE COUNCIL OF HIGHER EDUCATION**

(A Statutory Body of the Government of A.P)

3rd, 4th and 5th floors, Neeladri Towers, Sri Ram Nagar, 6th Battalion Road,  
Atmakur(V), Mangalagiri(M), Guntur-522 503, Andhra Pradesh  
Web: [www.apsche.ap.gov.in](http://www.apsche.ap.gov.in) Email: [secretary@apsche.org](mailto:secretary@apsche.org)

## SIGNIFICANCE OF THE EMBLEM



The emblem symbolizes three components:

---



: Dissolving ignorance

Flame

---



: Germination of ideas

Blossom

---



: Knowledge

Books

The emblem defines the role of  
Andhra Pradesh State Council of Higher Education  
as "**Jigyasa Karyavahika**"  
(the facilitator of Knowledge Quest)

The emblem was designed by

**Ms. I. Sirisha,**

Lecturer in English, APSCHE

Jnanapeeth Awardee

**Dr. C. Narayana Reddy** Captioned it.

**PERSONAL MEMORANDA**

Name	:	
Designation	:	
Employee ID Number	:	
Office Address	:	
	:	
	:	Mob. No.
Residence	:	
	:	
	:	Mob. No.
Blood Group	:	
Emergency Contact Address & Phone Number	:	
Passport Number	:	Renew on:
Aadhaar Card Number	:	
Income Tax (PAN) No.	:	
Gas Consumer No.	:	
Savings Bank (Name)	:	A/c No.
Credit Card No.	:	
Vehicle No.	1	Ins. Due:
	2	Ins. Due:
Driving License No.	:	
Insurance Policy No.	1	Prem. Due:
	2	Prem. Due:
	3	Prem. Due:
Additional Information	:	



## About APSCHE

The National Educational Policy, 1986, recommended that, State level planning and coordination of Higher Education shall be done through Councils of Higher Education, and the University Grants Commission (UGC) and these Councils will develop coordinative methods to keep a watch on standards.

The UGC constituted a committee to make recommendations regarding setting up of State Councils of Higher Education as per the aforesaid National Policy. The said committee recommended that there is a pressing need for effective machinery for promotion and co-ordination of Higher Education at the State level and co-ordination of State level programmes with those of the UGC. The UGC has laid down the guidelines for setting up State Councils of Higher Education as recommended by the said Committee.

The State Government has accordingly decided to fill the gap by constituting a State Council of Higher Education as recommended in the National Educational Policy of the Government of India and as recommended by the Committee constituted by the UGC.

Thus, the A P State Council of Higher Education (APSCHE) came into existence w.e.f. 20.05.1988 through Act 16 of 1988 to advise the Government in matters relating to Higher Education in the State and to oversee its development with perspective planning and for matters connected therewith and incidental thereto.

The Andhra Pradesh State Council of Higher Education, the first of its kind in the country, set up as per the recommendations of the National Education Policy 1986, is primarily a coordinating body between the University Grants Commission (UGC), the State Government and the Universities. It is the general duty of the Council to coordinate and determine standards in institutions of Higher Education, Research, Scientific and Technical Institutions in accordance with the guidelines issued by the University Grants Commission from time to time.

After bifurcation of the erstwhile state of Andhra Pradesh into State of Andhra Pradesh and State of Telangana in accordance with APRO Act 6 of 2014, the headquarters of APSCHE substituted as State Capital of Andhra Pradesh and deleted the representation of Osmania and Kakatiya Universities from the composition of Council Vide G.O.Ms No. 35 Higher Education (MC) Department dated 01.06.2016.

*The functions of the Council are:*

### **Planning and Coordination:**

- \* To prepare consolidated programmes in sphere of Higher Education in the State.
- \* To assist the UGC in respect of determination & maintenance of standards.
- \* To evolve perspective plans for development of Higher Education in the State.
- \* To forward developmental programmes of Universities and Colleges to UGC.
- \* To monitor the progress of implementation of developmental programmes.
- \* To promote cooperation and coordination among the educational institutions.
- \* To formulate the principles and to decide upon, approve and sanction new educational institutions.
- \* To suggest ways and means of augmenting additional resources for Higher Education in the state.

## **Academic Functions:**

- \* To encourage and promote innovations in curricular development, restructuring of courses and updating of syllabi in the University and the Colleges.
- \* To promote and coordinate the programmes of Autonomous Colleges.
- \* To devise steps to improve the standards of examinations conducted by the Universities.
- \* To facilitate training of teachers in Colleges and Universities.
- \* To develop programmes for greater academic cooperation and interaction between University teachers and College teachers.
- \* To conduct entrance examinations for admission into institutions of Higher Education and render advise on admissions.
- \* To encourage sports, games, physical education and cultural activities in the Universities and Colleges.
- \* To encourage extension activities & promote interaction with concerned agencies.
- \* To prepare an overview report on the working of the Universities and Colleges in the state.

## **Advisory Functions:**

To advise the Government:

- \* In determining the block maintenance grants and to lay down the basis for such grants.
- \* On setting up a State Research Board so as to link research work of educational institutions with that of research agencies and industry.
- \* On the Statutes & Ordinances to various Universities in the State.
- \* To work in liaison with the SRC of AICTE in the formulation of the schemes in the State.
- \* To make new institutions self-sufficient and viable.
- \* On the policy of teaching while learning.
- \* To perform any other functions necessary for the furtherance of Higher Education in the State.

## **Composition of the Members of the Council:**

Full time Members	<b>Chairman</b> and Vice Chairman – I & Vice Chairperson – II
Ex-Officio Members	The Secretary to Govt., Higher Education Department The Secretary to Govt., Finance Department The Secretary to Govt., Labour, Employment & Technical Education The Secretary, University Grants Commission
	<b>Vice-Chancellors of</b> Andhra University Sri Venkateswara University Acharya Nagarjuna University Sri Krishnadevaraya University JNT University – Kakinada (OR) JNT University - Anantapur
Other Members	Four eminent educationists One representative of industry One technical expert Two other persons

# MEMBERS OF APSCHE

Name & Designation	Office	E-mail
<b>(I) FULL TIME MEMBERS</b>		
Prof. K. Hemachandra Reddy, Chairman	9849344564	chairman@apsche.org
Prof. K. Rama Mohana Rao, Vice-Chairman I & Director, QAC	9100998061	krmraovc1.apsche@gmail.com
Vice Chairman II		
<b>(II) EX-OFFICIO MEMBERS</b>		
Sri J.Syamala Rao, I.A.S, Prl. Secretary to Govt., Higher Edn. Dept.	0863-2444322	prlsecy_he@ap.gov.in
Sri Shamsheer Singh Rawat, I.A.S, Spl. Chief Secretary to Government(PFS)	0863-2442488 0863-2442489	peshi_pfs@ap.gov.in
Sri G. AnanthaRamu, I.A.S, Special Secretary to Government,(FAC) Labour Employment, Training& Factories Dept.	0863-2445566	secy_letf@ap.gov.in
Prof. Rajnish Jain, Secretary, University Grant Commission	011-23239337	secy.ugc@nic.in
Prof. P.V.G.D. Prasad Reddy, Vice Chancellor, Andhra University	0891-2844222 9393112979	vicechancellor@andhrauniversit y.edu.in
Prof. K. Raja Reddy, Vice-Chancellor, Sri Venkateswara University	0877-2249727	vc@svuniversity.edu.in vcsvutpt@yahoo.com
Prof. M. Ramakrishna Reddy, Vice-Chancellor, Sri Krishnadevaraya University	08554-255231	vc@skuniversity.ac.in vcskuniversity@gmail.com
Prof. P. Rajasekhar, Vice-Chancellor, Acharya Nagarjuna University	0863-2346182 9704464829	nu_vc@yahoo.co.in
Dr. G.V.R. Prasada Raju Vice-Chancellor, JNT University - Kakinada <b>(OR)</b> Prof.G.RangaJanardhana Vice-Chancellor, JNT University - Ananthapur	0884-2300888 7093674555	vc@jntuk.edu.in
	08554-272438	vc@jntua.ac.in

"When you educate one person you can change a life,  
when you educate many you can change the world."

- ShaiReshef

### (III) OTHER MEMBERS

Dr. Venkatarami Reddy, Former Member, UPSC Former APPSC Chairman	08554-222456 9494177799	venkataramireddy@yahoo.com
Dr. Rama Rao Athota, Former Vice-Chancellor SKU	9490362444	ramaraoathota@yahoo.com
Prof. S. Rathna Kumari, Former Vice-Chancellor, SPMVV	9849989848	rsettipalle@yahoo.com
Prof. V. Ramgopal Rao, Former Director, IIT Delhi	9869034490	rrao@iitd.ac.in
Anil Yerramreddy, Global CEO, MOURI Tech	+1 214 960 6924 9949377355	www.mouritech.com
Buddha Chandrasekhar, Chief Coordinating Officer, All India Council for Technical Education, Ministry of Education, New Delhi	011-29581423 9740169197	chandrasekhar.buddha@gmail.com
Sridevi Sira, currently working with NASSCOM as Lead	9848039375	sridevi@nasscom.in
Dr. Badrinath Patnaik, Founder cum Chancellor of Kalinga University	9776699999 9583099999	bpatnaik999@gmail.com

“The function of education is to teach one to think intensively and to think critically. Intelligence plus character – that is the goal of true education”  
– *Martin Luther King*



“Knowledge is power. Information is liberating. Education is the premise of progress in every society, in every family.”  
– *Kofi Annan*



“The goal of education is the advancement of knowledge and the dissemination of truth.”  
– *John F. Kennedy*

# APSCH OFFICERS

Sl. No.	Name & Designation	Mobile	Office / Email Id
1.	Prof. K. Hemachandra Reddy Chairman	9849344564	chairman.apsche@gmail.com
2.	Prof. K. Rama Mohana Rao Vice-Chairman-I & Director, QAC	9100998061	krmraovc1.apsche@gmail.com
3.	Prof. Y. Nazeer Ahammed Secretary & Nodal Officer AISHE	9100998062	secretary@apsche.org
4.	Dr. Y. Aparna Director, State Research Board, APSCH	9866470722	directorapsrb@apsche.org
5.	Sri.T. V. Sri Krishna Murthy Joint Director	9100998064	jdapsche2022@gmail.com
6.	Dr. M. Sudheer Reddy Special Officer-APCETs	9100998069	specialofficerapsche@gmail.com
7.	Dr. B.S.Selina Academic Officer-I	9100998065	selinakolaventy@gmail.com acapsche@gmail.com
8.	Dr. Srirangam Mathews Academic Officer-III	9490979796	qacapsche@gmail.com
9.	Dr. G. Madhavi Assistant Special Officer-APCETs	9493772798	madhavi.researchinfo@gmail.com
10.	Smt.S.Nagaveni Deputy Registrar	7780145131	sakenagaveni79@gmail.com omsection@apsche.org
11.	Dr. C. Mohan Babu Administrative Officer	9849208028	mohanbabuadnt@gmail.com
12.	C. Sudesh Anand Consultant (Law)	9000933032	csudeshanand@gmail.com
13.	Smt. S. Parineeta Standing Counsel	9985086785 6305447790	parineetaravi@yahoo.com

# OTHER OFFICIALS

## AP Telugu Academy

Chairperson	Dr. Nandamuri Lakshmi Parvathi lakshmiiparvathinandamuri@gmail.com	9000129996
Director	Sri. V. Ramakrishna IRS	9542445274

## Board for Community Development through Education

Chairperson	Sri.Nedurumalli Ramkumar chairpersonbcd@gmail.com	9440355550
Secretary & CEO	Prof. M.L.S. Deva Kumar bcde.ap.gov.in@gmail.com	9440285609

## ACTIVITIES AND INITIATIVES OF APSCHE IN 2022

The Andhra Pradesh State Council of Higher Education (APSCHE) is taking appropriate measures and initiatives to strengthen the Higher Education system in the state. The following are the activities and initiatives of APSCHE during 2022.

- ✦ Prof. K. Hemachandra Reddy, the Chairman of APSCHE initiated "**Chairman's Desk**" on 28.01.2022 to share his thoughts on the contemporary issues and to motivate students through his writings. A small article of 300-500 words is shared every Friday through the APSCHE's website and LinkedIn page. 49 editions of Chairman's Desk were published in the year 2022.
- ✦ Prof. K. Hemachandra Reddy, the Chairman of APSCHE commenced field visits under the title "**Need to Change, Change is Inevitable and Let's Change**" to interact directly with students and faculty at the district level, and to take the reforms in Higher Education initiated by APSCHE to every nook and corner of Higher Education in the state. In the year 2022, he visited 05 districts i.e. Kurnool, Kadapa, Anantapur, Nellore & Vizianagaram and interacted with the students and faculty.
- ✦ APSCHE initiated "**Edu Talks: Stand Up & Speak Out**" program for higher education students and faculty of Andhra Pradesh on 06<sup>th</sup> April 2022. These talks aim to create a platform for students/faculty where their innovations, success stories, and learnings are endorsed.
- ✦ APSCHE conducted '**APSCHE Quiz Championship 2022**' program for expanding the knowledge base and developing the analytical skills of the students. The Quiz was conducted during 20<sup>th</sup>, 21<sup>st</sup> & 22<sup>nd</sup> of April 2022 at Acharya Nagarjuna University, Guntur. The prize money is Rs. 1 lakh, Rs. 60 thousand, Rs. 30 thousand & Rs. 10 thousand for the 1<sup>st</sup>, 2<sup>nd</sup>, 3<sup>rd</sup> & 4<sup>th</sup> positions respectively. Prof. K. Hemachandra Reddy, the Chairman of APSCHE presented the awards to the winners on 22<sup>nd</sup> April 2022 at Acharya Nagarjuna University, Guntur.
- ✦ APSCHE instituted '**APSCHE Excellence Awards**' to promote the spirit of excellence and motivate students to become responsible citizens and empathetic human beings in three categories viz. Community Service Award, Best Student of the Year Award & Influential Student Award. The prize money is Rs. 1 lakh, Rs. 60 thousand, Rs. 30 thousand & Rs. 10 thousand for the 1<sup>st</sup>, 2<sup>nd</sup>, 3<sup>rd</sup> & 4<sup>th</sup> positions respectively for each of the award. Sri. Y. S. Jagan Mohan Reddy Garu, the honorable Chief Minister of Andhra Pradesh presented the awards to the students on 30<sup>th</sup> November 2022.
- ✦ 4<sup>th</sup> APHEPB APSCHE conducted the 3<sup>rd</sup> meeting of the Andhra Pradesh Higher Education Planning Board (AP HEPB) on 29 & 30 July 2022 at RDT Sports Complex, Anantapur on the theme "**Education 4.0: A Roadmap for a New Era of Higher Education**". The Board has resolved to constitute a state-level committee on the "Strategies to improve the Institutional Rankings". The Board has further resolved to constitute a state-level committee for the "Identification of

the Quality Journals: Do's and Don'ts by Universities" to guide Universities on paper publications in globally renowned journals. The Board has also resolved to constitute a state-level committee to conduct an in-depth study and find out the strategies to increase the Gender Parity Index (GPI) in the state of Andhra Pradesh.

- ❖ APSCH prepared **180 bilingual podcasts** under Learning Management System (LMS) for the smooth transition of students from Telugu medium to English medium. APSCH already introduced Bilingual Textbooks in 2021.
- ❖ APSCH identified 07 universities i.e. Andhra University, Sri Venkateswara University, SPMVV, JNTU-Kakinada, JNTU-Anantapur, and RGUKT to transform them into MERUs in the 1st phase, and Acharya Nagarjuna University & Sri Krishnadevaraya University in the 2nd phase with global standards. The remaining universities will be transformed into MERUs in the third phase.
- ❖ University-level committees were constituted to review and monitor the implementation of NEP 2020 and the revised CBCS curriculum framework in the Professional and Conventional Degree Programs.
- ❖ Constituted a committee with experts from reputed national institutions to suggest measures for effective implementation of the recommendations of NEP 2020. A comprehensive study was planned and implemented as per the recommended guidelines by the expert committee constituted by APSCH.
- ❖ APSCH Entered MoU with NASSCOM Future Skills to provide 1,00,000 virtual internships in the organizations like Microsoft, Cisco, Salesforce, AWS, etc. 18,000 students were enrolled in the first phase and NASSCOM distributed the credentials to the students.
- ❖ APSCH Entered MoU with EduSkills to offer 75,000 virtual internships to the students of Andhra Pradesh.
- ❖ APSCH Entered MoU with Salesforce to offer 70,000 free virtual internships to the Students of Andhra Pradesh.
- ❖ APSCH Entered MoU with Microsoft to offer 30,000 free virtual internships to the students of Andhra Pradesh.
- ❖ APSCH Entered MoU with Employment Express to offer 20,000 virtual internships in the areas of Full Stack, HR, Marketing, Sales, Business Development, BFSI Analyst at organizations like ICICI, Wipro, IBM, Edelweiss, Hero, Honda, Maruti Suzuki, etc.
- ❖ APSCH Entered MoU with BSNL to offer 1650 internships to the students of Andhra Pradesh.

- ❖ APSCHE developed an '**Industry - Institute Connect' (IIC) web portal** on the Learning Management System (LMS) platform to map the industries and their apprenticeship and internship requirements with the students of Andhra Pradesh. An interface between the Industry and Institutions has been created. Through this IIC portal, the fit-gap analysis was done and the required industry skills & student capabilities were mapped, leading to internships in industries.
- ❖ APSCHE signed MoU with the Commonwealth Educational Media Centre for Asia (CEMCA) Commonwealth of Learning to "**Support APSCHE in upskilling the faculty in HEIs of Andhra Pradesh**" on 16<sup>th</sup> November 2022 (Wednesday) at the India CSR Summit 2022, New Delhi. Under this MoU, 10,000 faculty will be up-skilled using COL-Udemy online courses. This MoU also facilitates the classroom-based Capacity Building Programme for 200 faculty empanelled by APSCHE across Andhra Pradesh.
- ❖ APSCHE signed an MoU with the Management & Entrepreneurship and Professional Skills Council (MEPSC) on 16<sup>th</sup> November 2022 (Wednesday) at the India CSR Summit 2022, New Delhi. Under this MoU, MEPSC will **implement various Skill Development programs for Degree Colleges and other HEIs** across Andhra Pradesh. This MoU will act as a foundation for building cooperation towards skilling the youth and creating employment & entrepreneurial opportunities in the state of Andhra Pradesh.
- ❖ APSCHE conducted a meeting with the Officials of the University of Melbourne, Australia on 14<sup>th</sup> September 2022 (Wednesday) from 02:00 PM IST to 05:00 PM IST at the office of APSCHE and resolved to explore the possible areas of collaboration in higher education between the Universities of Andhra Pradesh and the University of Melbourne, Australia.
- ❖ APSCHE conducted a meeting with the officials of **LinkedIn** on 27<sup>th</sup> September 2022 (Tuesday) at the office of APSCHE, Mangalagiri and resolved to collaborate in all possible areas to benefit the students of the state.
- ❖ APSCHE conducted a meeting with the officials of **British Deputy High Commission** on 13<sup>th</sup> October 2022 (Thursday) at the office of APSCHE and resolved to work together to promote inter-institutional relationships between the universities of the two countries.
- ❖ APSCHE implemented the short-term internship (Community Service Project) for **1,95,245 students** from UG Conventional Programs like B.A., B.Sc., B.Com., BBA, etc. in 26 districts of Andhra Pradesh through virtual and physical modes. Out of 1,95,245 students, **90,777 students** have completed virtual internships in local and global industries and **1,04,468 students** have completed physical internships in MSME enterprises.
- ❖ The Common Entrance Tests (CETs) for the AY 2022-23 admissions from U.G. to Ph.D. into all professional courses were conducted successfully and the results were also declared.



- ❖ Online admissions of U.G. Conventional Programs for theAY 2022-23 were conducted successfully ensuring transparency and following the rule of reservation through the **OAMDC Portal**.
- ❖ QAC, APSCHE organized a round table meet on the "Strategies to promote Entrepreneurship, Innovation and Start-Ups in Higher Education of Andhra Pradesh" on 06.01.2022 at the office of APSCHE.
- ❖ QAC, APSCHE organized a one-day training programme for identified Q-leaders of the Mentor Colleges on "Assessment and Accreditation process of NAAC in the revised Accreditation Framework" on 05.05.2022 at Andhra Loyola College, Vijayawada to assist and support the Mentee Colleges.
- ❖ QAC, APSCHE organized three workshops on the "Role of Entrepreneurs in building Atmanirbhar Bharat" in association with Atal Incubation Centre, S.K. University, Anantapur.
  - ▶ The first workshop was organised for the faculty members of Rayalaseema University, Yogi Vemana University, VikramaSimhapuri University and Acharya Nagarjuna University on 14.07.2022 at 10.00 am
  - ▶ The second workshop was organised for the faculty members of Krishna University, Andhra University and Dr B R Ambedkar University on 14.07.2022 at 3.00 pm
  - ▶ The third workshop was organised for the faculty members of Sri Venkateswara University, Sri Krishnadevaraya University and AdikaviNannaya University on 15.07.2022 at 10.00 am
- ❖ QAC, APSCHE organized three workshops on the theme "India Rankings 2023-National Institutional Ranking Framework (NIRF)" on 28.09.2022, 16.11.2022 & 21.11.2022 at three locations for Engineering and Degree Collegesto understand the NIRF Ranking framework and identify the ways to excel in each parameter.
- ❖ QAC, APSCHE organized Eight interactive sessions with the Secretary and correspondents and principals of affiliated colleges of the respective universities as per the following schedule:
  - 🕒 Sri Krishnadevaraya University on 30.07.2022 at 3.30 pm
  - 🕒 VikramaSimhapuri University on 11.08.2022 at 3.00 pm
  - 🕒 Sri Venkateswara University on 14.10.2022 at 3.00 pm
  - 🕒 AdikaviNannaya University on 27.10.2022 at 11.00 am
  - 🕒 Andhra University on 05.11.2022 at 10.30 am
  - 🕒 JNTUK, Kakinada on 19.11.2022 at 10.30 am
  - 🕒 Krishna University on 23.11.2022 at 2.30 pm
  - 🕒 Acharya Nagarjuna University on 26.11.2022 at 10.30 am

- ❖ QAC, APSCHE organized three physical interaction sessions at APSCHE to hasten the NAAC accreditation process. QAC, APSCHE has identified 52 Grade-I affiliated private degree colleges under state universities based on their admitted student strength.
- ❖ QAC, APSCHE has brought out the following publications for the benefit of the universities and colleges in promoting quality and for the assessment and accreditation by NAAC
  1. APSCHE manuals for Quality enhancement and NAAC accreditation (Affiliated colleges)– 8 books
  2. APSCHE manual for Quality enhancement and NAAC accreditation (Autonomous colleges)
  3. APSCHE manual for Quality enhancement and NAAC accreditation (Universities)
  4. Program Book for Community Service Project
  5. Program Book for Short-term Internship
  6. Program Book for Semester Internship
- ❖ APSCHE has withdrawn permissions to **104 Private Unaided Degree Colleges** for not maintenance of standards from the AY 2022-23 based on the report of the Inquiry Committee. **09** non-performing Engineering Colleges were put in zero-admissions category for the AY 2022-23 by APSCHE.
- ❖ APSCHE completed **89 editions** (45 Telugu and 44 English) of the "Talk the Book" programme by the end of 2022. "**Talk the Book**" programme" was initiated to inculcate the habit of reading among the students. A book is reviewed by an eminent personality for one hour every Friday from 03:00 PM - 04:00 PM in Telugu and English languages on alternate Fridays. Initially, the book was reviewed by eminent personalities. Later, students also started reviewing the book and sharing their thoughts on the book.
- ❖ APSCHE initiated "**Erudite – A fortnightly discussion**" on 16.12.2021 to create a platform for generating expert views, opinions and ideas for the development of Higher Education system, India in general and Andhra Pradesh in particular. This forum facilitates discussion on contemporary issues happening in Higher Education and tries to come up with solutions for the problems faced by HEIs. This forum aims to explore opportunities for the of quality standards and to promote excellence, values and ethics among students and transform them as global citizens. It also explores the opportunities for industry and society connect of HEIs and promote healthy practices among HEIs. APSCHE conducted 10 (09 English and 01 Telugu) discussions of Erudite for the AY 2021-22 by inviting reputed panellists from across the country.
- ❖ APSCHE in partnership with German Varsity for Advanced Studies and Indo Euro Synchronization has created a platform to address the topic of Higher Education between India and Germany. "**German – AP Forum on Higher Education**" has proposed round table action plan for 6 months (every 1st Friday) in order to improve the education standards and

international opportunities for the students of Andhra Pradesh. APSCHE completed the 3<sup>rd</sup>, 4<sup>th</sup>, 5<sup>th</sup> & 6<sup>th</sup> roundtable discussions by the end of April 2022. 15,000 students have registered themselves for the employment linked Master's Program through the Round Table Discussions (RTDs).

- ❖ APSCHE has entered a MoU with SGIT, Steinbeis University, Berlin, Germany on "**Offering Employment Linked Master's Program by Steinbeis University, Germany in collaboration with AP State Universities**" under the initiative of the 'German-AP Forum on Higher Education' on 26<sup>th</sup> September 2022 (Monday) at the office of APSCHE, Mangalagiri.
- ❖ Prof. K. Hemachandra Reddy, the Chairman of APSCHE led an '**Academic Alliance Mission**' team of 10 members from Andhra Pradesh travel to Germany on 19<sup>th</sup> to 21<sup>st</sup> October 2022 (Monday) to sign a few MoUs and explore further opportunities in Germany.
- ❖ The technical institutions of the state JNTU Kakinada and JNTU Anantapur under the guidance of APSCHE signed a MoU with the Steinbeis University, Germany to form into a Cluster to take **Green Energy** forward particularly **Hydrogen Energy** and other **Non-Conventional Energies**. The preferred outcomes of this MoU are **Advanced Research in Green Energy Technologies** and adopting **New Energy Technologies** for the state of Andhra Pradesh.
- ❖ The technical institutions of the state JNTU Kakinada and JNTU Anantapur under the guidance of APSCHE signed MoUs with Kempten University to offer **Dual Degree Programs in Student Exchange** in the field of Mechanical Engineering.
- ❖ The technical institutions of the state JNTU Kakinada and JNTU Anantapur under the guidance of APSCHE signed MoUs with Kempten University, Reutlingen University and Pforzheim University to offer B.Tech. **Minors Programs** in Mechatronics & Robotics, Industry 4.0, Industrial Internet of Things & 5G, Data Science & Artificial Intelligence, E-mobility & Autonomous Vehicles.
- ❖ APSCHE held discussions with the Baden-Württemberg International (representative body of Baden-Württemberg Ministry) to explore the possible cooperation between the universities of Baden-Württemberg and Andhra Pradesh in **promoting innovation in Andhra Pradesh**. Baden-Württemberg is a strong hub for innovations in Germany and **5.38%** of its GDP is generated through Innovations alone. APSCHE informed them about the establishment of **553 Entrepreneurship, Incubation and Start-up Centres (EISCs)** in HEIs across Andhra Pradesh for hand-holding students to become prospective entrepreneurs. APSCHE has extended the invitation to visit Andhra Pradesh. Ms. Sonja Dube, Head of Talent and University Services, Baden-Württemberg International in principle has considered the request and agreed to visit Andhra Pradesh.

⊕ APSCHE interacted with the Officials of the German Government i.e. German Rectors Conference, German Research Council(DFG) & German Academic Exchange (DAAD) and invited them **to establish their representative offices in Andhra Pradesh** to start the bilateral engagement.

⊕ APSCHE has published the following the documents in 2022:

1. Andhra Pradesh Higher Education Goals (AP HEGs)
2. German – AP Forum on Higher Education
3. A New Dawn in Higher Education of Andhra Pradesh
4. Erudite: A fortnightly discussion

### **QAC has conducted the following activities during the year from January 2022 to November 2022**

1. Organized round table meet on the "Strategies to Promote Entrepreneurship Innovation Start-Ups in Higher Education of Andhra Pradesh" on 06.01.2022 at APSCHE
2. Organized one-day training programme for identified Q-leaders of the mentor colleges on "Assessment and Accreditation process of NAAC in the Revised Accreditation Framework" at Andhra Loyola College, Vijayawada on 05.05.2022 to assist and support the Mentee Colleges.
3. Organized a workshop on "Role of Entrepreneurs in building Atmanirbhar Bharat" in association with Atal Incubation Centre, S.K. University, Anantapur on 21<sup>st</sup> August, 2022
4. To hasten the NAAC accreditation process QAC has identified 52 Grade-I affiliated private degree colleges under state universities based on their admitted student strength and organised three physical interaction sessions at APSCHE-
  - ▶ Rayalaseema University, Yogi Vemana University, VikramaSimhapuri University and Acharya Nagarjuna University on 14.07.2022 at 10.00 am
  - ▶ Krishna University, Andhra University and Dr B R Ambedkar University on 14.07.2022 at 3.00 pm
  - ▶ Sri Venkateswara University, Sri Krishnadevaraya University and AdikaviNannaya University on 15.07.2022 at 10.00 am
5. Organized an interaction with the staff of VikramaSimhapuri University and verified their preparations for the NAAC Assessment and Accreditation on 11.08.2022 at 10.00 am.
6. Organized the following physical interaction sessions for the Secretary/Correspondents, Principals and IQAC Coordinators of the Affiliated Colleges on Assessment and Accreditation by NAAC for the following universities:
  - ▶ Sri Krishnadevaraya University on 30.07.2022 at 3.30 pm
  - ▶ VikramaSimhapuri University on 11.08.2022 at 3.00 pm
  - ▶ Sri Venkateswara University on 14.10.2022 at 3.00 pm
  - ▶ AdikaviNannaya University on 27.10.2022 at 11.00 am
  - ▶ Andhra University on 05.11.2022 at 10.30 am
  - ▶ JNTUK, Kakinada on 19.11.2022 at 10.30 am

- ▶ Krishna University on 23.11.2022 at 2.30 pm
- ▶ Acharya Nagarjuna University on 26.11.2022 at 10.30 am

7. Organized "Rasasvada-2022" an appreciation function, to encourage the Higher Education Institutions which were accredited with 'A' and above grade by NAAC, the institution placed below 100<sup>th</sup> Rank in the NIRF ranking 2022 and those colleges which have reached the final round in start-Up competitions were felicitated on 18.08.2022 at Andhra Loyola College, Vijayawada.

8. To understand the NIRF Ranking framework and identify the ways to excel in each parameter, the QAC of APSCHE has organized three physical one day state level workshops on strategies to be followed for better understanding of Indian Ranking framework (NIRF) for Universities, Autonomous and NAAC accredited Engineering and Degree Colleges on the theme "India Rankings 2023-National Institutional Ranking Framework (NIRF)"

- ▶ For Universities on 28.09.2022 at the Conference Hall of APSCHE
- ▶ For Autonomous and NAAC accredited Engineering and Pharmacy Colleges on India Rankings – 2023 at Andhra Loyola Institute of Engineering and Technology, Vijayawada.
- ▶ For Autonomous and NAAC accredited Degree Colleges on India Rankings - 2023 at SDMS MahilaKalasala, Vijayawada

#### **9. National Assessment and Accreditation Council Activities**

To prepare the Universities, Autonomous Colleges, and Affiliated Colleges form NAAC and to facilitate an easy understanding of the NAAC manuals with a detailed and clear description of the criteria, QAC has taken up the task of preparation of separate manuals for the Affiliated Colleges, Autonomous colleges, and Universities. After the release of the affiliated colleges' manual, the NAAC revised the self-study report for the affiliated colleges from 1<sup>st</sup> June 2022. Hence, the QAC made the necessary modifications to the earlier manual and released the manual as v2.0.

The following NAAC Manuals were prepared and released for the HEIs -

- ▶ APSCHE Manual for Quality Enhancement and NAAC Accreditation – Affiliated (UG & PG Colleges) on 19.01.2022
- ▶ APSCHE Manual for Quality Enhancement and NAAC Accreditation – Affiliated Colleges v 2.0 (July-2022) on 03.08.2022
- ▶ APSCHE Manual for Quality Enhancement and NAAC Accreditation – Autonomous colleges on 03.08.2022
- ▶ APSCHE Manual for Quality Enhancement and NAAC Accreditation – Universities on 08.11.2022

10. APSCHE has entered an MoU with the Confederation of Indian Micro, Small and Medium Enterprises (CIMSME), Bangalore, to organize jointly workshops/training sessions, and to develop and support incubation centers. The Quality Assurance Cell of APSCHE in association with CIMSME and various HEIs of the state has organized virtual seminars/workshops on the following themes:

S.No.	Theme	Venue	Date
1	My Story – Motivational Session by Successful Entrepreneur	Velagapudi Ramakrishna Siddhartha Engineering College (Autonomous), Vijayawada	07.01.2022
2	The necessity of students becoming entrepreneurs and successful ways to becoming an entrepreneur	Usha Rama College of Engineering and Technology, Vijayawada	07.01.2022
3	How to Groom Entrepreneurs	KSRM Engineering College, Kadapa	26.02.2022
4	How to Groom Entrepreneurs	Akkineni Nageswara Rao College, Gudivada	26.03.2022
5	How to Groom Entrepreneurs	Nalanda Institute of PG Studies, Sattenapalli	26.04.2022
6	How to Groom Entrepreneurs	PVP Siddhartha College of Engineering and Technology, Vijayawada	18.05.2022
7	How to Groom Entrepreneurs	LENDI College of Engineering and Technology, Vizianagaram	09.06.2022
8	How to Groom Entrepreneurs	DBS Institute of Technology, Kavali	28.06.2022
9	How to Groom Entrepreneurs	Sri Balaji PG College, Ananthapur	15.07.2022
10	How to Groom Entrepreneurs	Viswanadha Institute of Pharmaceutical Sciences, Visakhapatnam	21.07.2022
11	How to Groom Entrepreneurs	VR Siddhartha Engineering College, Vijayawada	22.07.2022
12	How to Groom Entrepreneurs	Dr. YSR Horticulture University, Parvathipuram	03.08.2022
13	How to Groom Entrepreneurs	Dr.Yalamarthy Pharmacy College, Visakhapatnam	11.08.2022
14	How to Groom Entrepreneurs	Avanthi's St. Theresa Institute of Engineering and Technology, Vijayawada	15.09.2022
15	How to Groom Entrepreneurs	Satya Institute of Technology And Management, Vizianagaram	19.09.2022
16	How to Groom Entrepreneurs	AdikaviNannaya University, Rajahmundry	22.09.2022
17	How to Groom Entrepreneurs	MJR Institute of Technology, Anantapur	23.09.2022
18	How to Groom Entrepreneurs	KSRM Engineering College, Kadapa	17.08.2022
19	How to Groom Entrepreneurs	Raghavendra Institute of Pharmaceutical Education and Research (RIPER), Gooty	10.03.2022
20	How to Groom Entrepreneurs	Aditya Institute of Technology and Management, Tekkali	14.03.2022 & 15.03.2022
21	How to Groom Entrepreneurs	Ideal Institute of Technology, Kakinada	23.06.2022
22	How to Groom Entrepreneurs	BVS College of Engineering, Odalarevu	24.06.2022
23	How to Groom Entrepreneurs	Simhadri Educational Society Group of Institutions	16.08.2022
24	Innovation and Entrepreneurship Opportunities	KKR & KSR Institute of Technology and Sciences, Guntur	28.10.2022
25	Innovation and Entrepreneurship Opportunities	Vishnu Institute of Technology, Bhimavaram	05.11.2022
26	Innovation and Entrepreneurship Opportunities	AMAL College, Anakapalli	09.11.2022
27	Innovation and Entrepreneurship Opportunities	QIS College of Engineering, Ongole	19.11.2022

# **FUNDAMENTAL DUTIES OF THE INDIAN CITIZENS AS GIVEN UNDER ARTICLE 51(A) OF THE INDIAN CONSTITUTION**

*It shall be the duty of every citizen of India-*

- ☛ To abide by the Constitution and respect its ideals and institutions, the National Flag and the National Anthem.
- ☛ To cherish and follow the noble ideals which inspired our national struggle for Freedom.
- ☛ To uphold and protect the sovereignty, unity and integrity of India.
- ☛ To defend the country and render national service when called upon to do so.
- ☛ To Promote harmony and the spirit of common brotherhood amongst all the people of India transcending religions, linguistic and regional or sectional diversities, to renounce practices derogatory to the dignity of women.
- ☛ To value and preserve the rich heritage of our composite culture.
- ☛ To protect and improve the natural environment including forests, lakes, rivers, wild life and to have compassion for living creatures.
- ☛ To develop the scientific temper, humanism and the spirit of inquiry and reform.
- ☛ To safeguard public property and to abjure violence.
- ☛ To strive towards excellence in all spheres of individual and collective activity so that the Nation constantly rises to higher levels of endeavor and achievement.



“Teaching is a very noble profession that shapes  
the character, caliber and future of an  
individual. If the people remember me as a good  
teacher, that will be the biggest honor for me. ”

– Dr. A.P.J. Abdul Kalam



## CHAIRMEN OF APSCHE PAST AND PRESENT

S.No.	Name of the Chairman	Tenure
1.	Prof. G. J. V. Jagannadha Raju, Professor - Chemical Engg., AU	20.05.1988 to 19.05.1991 12.04.1995 to 20.01.1997
2.	Prof. K. Ramaiah, Professor - Chemistry, JNTU-H	20.05.1991 to 23.06.1991 (i/c)
3.	Sri P. K. Doraiswamy, IAS (Retd), Former Spl Chief Secretary to Govt., AP	24.06.1991 to 17.06.1994
4.	Prof. N. Balakrishna Reddy, Professor - Geography (Retd), SVU	18.06.1994 to 11.03.1995 (i/c)
5.	Prof. Smt. Y. Saraswathi Rao Member, APSCHE and Professor, OU	12.03.1995 to 11.04.1995 (i/c)
6.	Prof. C. Subba Rao, Professor - English, DR.BRAOU	21.01.1997 to 11.04.1998 (i/c) 12.04.1998 to 17.08.2004
7.	Prof. K. C. Reddy, Professor - Economics, AU	18.08.2004 to 17.08.2010
8.	Prof. P. Jayaprakash Rao, Professor - Chemistry, OU	18.08.2010 to 31.10.2010 (i/c) 01.11.2010 to 29.10.2013
9.	Prof. L. Venugopal Reddy Retd. Professor - Management, SKU	30.10.2013 to 30.10.2016
10.	Prof. S. Vijaya Raju Retd. Professor - Management, ANU	02.01.2017 to 27.06.2019
11.	Prof. K. Hemachandra Reddy Registrar & Professor - Mechanical Engineering, JNTU-A	28.06.2019 to 14-6-2022 15-06-2022 to present

"The aim of education is the knowledge, not of facts,  
but of values."

- William S. Burroughs

"Education is simply the soul of a society as it passes  
from one generation to another"

- G.K. Chesterton



## VICE CHAIRMEN OF APSCHE PAST AND PRESENT

SI. No.	Name of the Vice-Chairman	Tenure
1.	Prof. J. Satyanarayana, Professor - Commerce, OU	12.09.1988 to 03.06.1989
2.	Prof. K. Ramaiah, Professor - Chemistry, JNTUH	30.10.1989 to 29.10.1991
3.	Prof. N. Balakrishna Reddy, Professor - Geography, SVU	12.02.1992 to 11.03.1995
4.	Prof. C. Subba Rao, Retd., Professor - English, Dr. BRAOU	12.04.1995 to 08.04.1998
5.	Prof. P. Neerada Reddy, Professor - Economics (Retd.), OU	12.05.1999 to 17.08.2004
6.	Prof. U. Tataji, Professor - Sociology, AU	18.08.2004 to 17.08.2007, 13.09.2007 to 12.09.2010
7.	Prof. P. Jayaprakash Rao, Professor - Chemistry, OU	23.07.2005 to 31.10.2010
8.	Prof. P. Vijaya Prakash Professor - Anthropology, AU	31.10.2013 to 30.10.2016
9.	Prof. P. Narasimha Rao Retd Professor - Economics, ANU	06.01.2015 to 05.01.2018 22.06.2018 to 31.05.2019
10.	Prof. V. Valli Kumari Professor - Computer Science, AU	05.12.2016 to 25.07.2018
11.	Prof. T. Koteswara Rao Retd Professor - Economics, AU	26.07.2018 to 04.09.2019
13.	Prof. T. Lakshamma Professor - Population Studies and Social Work, SVU	11.09.2019 to 03.09.2022
12.	Prof. K. Rama Mohana Rao Professor - Commerce, AU	05.09.2019 to 28-08-2022 29-08-2022 to present



"Whatever the cost of our libraries, the price is cheap  
compared to that of an ignorant nation."

- Walter Cronkite

# SECRETARIES OF APSCHE PAST AND PRESENT

SI. No.	Name of the Secretary	Tenure
1.	Sri Ch. Venkateswara Rao, Addl. Registrar, JNTU-H	23.08.1988 to 23.08.1991
2.	Dr. G. B. V. Rama Reddy, Deputy Director, APSCHE and Academic Guidance Officer, O/o CCE	24.08.1991 to 25.10.1991 (i/c) 26.10.1991 to 27.10.1992
3.	Dr. K. Ramamurthy Naidu Deputy Director, APSCHE & Professor - Botany, ANU	28.10.1992 to 17.12.1992 (i/c)
4.	Dr. M. A. Rasheed, Principal, Giriraj Govt. Degree College	18.12.1992 to 14.11.1993
5	Dr. K. Ramamurthy Naidu Deputy Director, APSCHE & Professor - Botany, ANU	15.11.1993 to 21.02.1994 (i/c)
6	Dr. K. Sampath Narasimhachari Principal, BJR Govt. Degree College	22.02.1994 to 09.01.1995
7.	Dr. K. Ramamurthy Naidu Deputy Director, APSCHE & Professor - Botany, ANU	10.01.1995 to 22.03.1995 (i/c) 23.03.1995 to 31.07.1997
8.	Dr.W.Veerabhadra Rao, Reader - Economics, OU	01.08.1997 to 15.07.1998
9.	Prof. V. Jayarami Reddy, Professor - Business Management, SVU	16.07.1998 to 06.05.2005
10.	Dr. N. Rajasekhar Reddy, Reader - Geography, DNR College	07.05.2005 to 16.06.2005 (i/c) 05.03.2011 to 31.12.2011 (i/c)
11.	Dr. M. D. Christopher , Reader - Diary Science, S.V. Arts College	17.06.2005 to 04.03.2011
12.	Dr. P. Sathi Reddy, Reader - Pol Science, Nagarjuna Govt. Degree College	01.01.2012 to 31.10.2013 (i/c)
13	Prof. K. Sateesh Reddy Professor of Economics, Dr. BRAOU	31.10.2013 to 31.10.2014
14.	Sri. T. V. Sri Krishna Murthy Deputy Director, APSCHE	01.11.2014 to 22.07.2015 (FAC)
15	Dr. B. S. Selina Lecturer, Academic Cell, APSCHE	23.07.2015 to 31.07.2015 (I/c)
16	Sri. T. V. Sri Krishna Murthy Deputy Director, APSCHE	01-08-2015 to 19.01.2016 (FAC)
17	Prof. S. Varadarajan Professor of ECE, SVU	20.01.2016 to 19.01.2019
18	T. V. Sri Krishna Murthy Joint Director, APSCHE	20.01.2019 to 19.02.2019 (I/c)
19	Prof. S. Varadarajan Professor of ECE, SVU	20.2.2019 to 04.09.2019
20	Prof. B. Sudheer Prem Kumar Professor of Mechanical Engineering, JNTU-H	04.09.2019 to 31.08.2022
21	Prof. Y. Nazeer Ahammed Professor of Physics, YVU	01.09.2022 to Present

# STATE REGULATORY AND MONITORING COMMISSIONS

## A.P. Higher Education Regulatory and Monitoring Commission

Tadepalli, Guntur 522501, A.P	www.aphermc.ap.gov.in aphermc@gmail.com	08645-274443
Chairperson	Justice Sri M. Venkata Ramana cpaphermc@gmail.com	08645-274444
Member Secretary & CEO (I/c)	Prof.D.Suryachandra Rao secretaryaphermc@gmail.com	08645-274442 9440149149

## A.P. School Education Regulatory and Monitoring Commission

Ibrahimpattanam, Avaravathi 521456, A.P	apsermc@apschooledu.in	-
Chairman	Hon'ble Justice A. Ramalingeswara Rao chairperson.apsermc@apschooledu.in	9391002170

"Education is not the filling of a pail, it is the  
lighting of a fire".

- *W.B. Yeats*



"Live as if you were to die tomorrow. Learn as if you  
were to live forever".

- *Mahatma Gandhi*



"You can never be overdressed or overeducated".

- *Oscar Wilde*

## VICECHANCELLORS OF UNIVERSITIES IN THE STATE OF ANDHRA PRADESH

Sl. No.	University	Name of the Vice-Chancellor & Email Id	Mobile
1	Andhra	Prof. P.V.G.D. Prasad Reddy vicechancellor@andhrauniversity.edu.in	0891-2844222 9393112979
2	Sri Venkateswara	Prof. K. Raja Reddy vc@svuniversity.edu.in vcsvutpt@yahoo.com	0877-2249727 9848052294
3	Acharya Nagarjuna	Prof. P. Raja Sekhar nu_vc@yahoo.co.in	0863-2346101 9704464829
4	Sri Krishnadevaraya	Prof. M. Ramakrishna Reddy vcskuniversity@gmail.com	08554-255231 9441325055
5	Adikavi Nannaya	Prof. G.V.R. Prasada Raju (FAC) vcnannaya@gmail.com	0883-2566002 9618533555
6	Yogi Vemana	Prof. G. Ranga Janardhana (FAC) vc@yogivemanauniversity.ac.in	08562-225400 9440151031
7	Dr. B.R. Ambedkar	Prof.N. Venkata Rao vcdrbrau@yahoo.com	08942-281422 9849739865
8	Krishna	Prof. K. Rama Mohana Rao (FAC) vicechancellorku@gmail.com	08672-226969 9100998061
9	Rayalaseema	Prof. A. Ananda Rao vicechancellorru@gmail.com	08518-273600 9440990090
10	VikramaSimhapuri	Prof.G.M.Sundaravalli vsu.vc1@gmail.com	0861-2352365 9000849555
11	JNTU, Kakinada	Prof.G.V.R.Prasada Raju vc@jntuk.edu.in	0884-2300800 9618533555
12	JNTU, Anantapur	Prof.G.RangaJanardhana vc@jntua.ac.in	08554-272438 9440151031
13	RGUKT	Prof. K. Hemachandra Reddy (FAC) vc@rgukt.in	08656-235855 9440272244
14	Sri Padmavathi MahilaVisvavidyalayam	Prof. K. Raja Reddy (FAC) vcspmvv@yahoo.com	0877-2248417 9848052294
15	Dravidian	Prof. T. Ramakrishna vc_dravidianuniversity@rediffmail.com	08570-278236 9949055015
16	Dr. Abdul Haq Urdu	Prof. Fazul Rahaman vc.ahuu@gmail.com	08518-240028 9490105324
17	Dr. YSR Univ. of Health Sciences	Dr. P. Shyam Prasad vcntruhs@gmail.com	0866-2450568 9701644111
18	Sri Venkateswara Veterinary	Prof. V. Padmanabha Reddy vcsvvu@gmail.com	0877-2248986 9989051540
19	Sri Venkateswara Vedic	Prof. Rani SadasivaMurty vcsvvedicuniversity@gmail.com	0877-2222586 9989500799
20	Dr. YSR Horticultural University	Prof. T. Janakiram vc@drysru.edu.in	08818-284312 7382633666
21	D. S. N Law University	Prof. S. Surya Prakash vc2dsnu@gmail.com	08924-248245 9893338967

22.	A N.G Ranga Agricultural	Dr. A. Vishnuvardhan Reddy vicechancellor@angrau.ac.in	0863-2347011 6309852929
23.	Dr.YSR Architecture and Fine Arts University	Prof. Fazul Rahaman (FAC) vc@ysrafu.ac.in	9490105324
24.	Cluster University	Prof.D.V.R.Sai Gopal vccuklap@gmail.com	08518-276777 9849615634
25.	JNTU Gurajada, Vizianagaram	Prof.G.V.R. Prasada Raju (FAC)	9618533555
26.	Andhra Kesari University	Prof. B. Jayarami Reddy(i/c) vcakuong@gmail.com	08922-294316 9963001596

## REGISTRARS OF THE UNIVERSITIES IN THE STATE OF ANDHRA PRADESH

Sl. No.	Name of the University	Name of the Registrar & Email Id	Mobile
1	Andhra	Prof. V. Krishna Mohan auregistrarvsp@gmail.com	0891-2844555 7780531136
2	Sri Venkateswara	Prof. Md.Hussain registrarsvu@gmail.com	0877-2289545 9440249072
3	Acharya Nagarjuna	Prof. B. Karuna registraranu@yahoo.co.in	0863-2346102 9849167661
4	Sri Krishnadevaraya	Prof. M. V. Lakshmaiah regskuniversity@gmail.com	08554-255700 9441588189
5	AdikaviNannaya	Prof. T. Ashok registrarnannaya@gmail.com	0883-256604 9441046449
6	Yogi Vemana	Prof.Y.P.Venkata Subbaiah registraryvu@gmail.com	08562-225429 9885807919
7	Dr. B.R. Ambedkar	Prof. Ch. A. Rajendra Prasad regdrbrau@yahoo.com	08942-281518 8985756921
8	Krishna	Dr.M. Rami Reddy registrarku@gmail.com	08672-225964 9866804948
9	Rayalaseema	Prof. MadhusudhanaVarma(FAC) registrarru@gmail.com	08518-272600 9440503245
10	VikramaSimhapuri	Dr. P. Ramachandra Reddy vsuregistrar1@gmail.com	0861-2352365 9966293159
11	JNTU, Kakinada	Dr.L.Sumalatha registrar@jntuk.edu.in	0884-2300900 9676183355
12	JNTU, Anantapur	Prof. C. Sasidhar registrar@jntua.ac.in	08554-272433 9440944980
13	RGUKT	-	-
14	Sri Padmavathi Mahila	Prof. Rajini registrarmahila@yahoo.com	0877-2248416 9848185802
15	Dravidian	Prof. Venugopal Reddy dravidian.registrar@gmail.com	08570-278220 9441776490
16	Dr. Abdul Haq Urdu	Prof. B. Srinivasulu registraruuk1@gmail.com	08518-231601 7901628488

17	Dr. YSR Univ. of Health Sciences	Dr. Ch. Srinivasa Rao drnrtrhs@gmail.com	0866-2450567 8978900567
18	Sri Venkateswara Veterinary	Dr. A. Ravi registrarsvvutpt@yahoo.in	0877-2248155 9989051541
19	Sri Venkateswara Vedic	Dr. A. Venkata Radhe Shyam registrarsvvu@gmail.com	0877-2264404 9701000049
20	Dr. YSR Horticultural University	Dr. B. Srinivasulu registrar@drysru.edu.in	08818-284313 7382633678
21	D. S. N Law	Prof. (Dr.)K.Madhusudhana Rao registrar@dsnl@gmail.com	08924-248212 9494832828
22.	A N.G Ranga Agricultural	Dr. G. Rama Rao registrar@angrau.ac.in	0863-2347101 800894336
23.	Dr.YSR Architecture and Fine Arts	Prof. E C. Surendranatha Reddy registrar@ysrafu.ac.in	9703898882
24.	Cluster University	Prof. D. Srinivasulu registrar@cklap@gmail.com	08518-276777 7013159019
25.	JNTU Gurajada, Vizianagaram	Dr. Swami Naidu Gurugubelli(i/c) registrar@jntugv.edu.in	9963001596
26.	Andhra Kesari University	-	-

### CETs CONVENERS (TEST) - 2023

Sl No	CET	University and Chairman	Convener	
1	EAPCET	<b>JNTU Anantapur</b> Prof Ranga Janardhana	Prof C Shoba Bindu Professor CSE and Director R&D JNTU Anantapur	8143289089 eapcet-test@apsche.org
2	ECET	<b>JNTU Kakinada</b> Prof. G V R Prasada Raju	Prof.A.Krishna Mohan. Professor of CSE & Director- School of Management Studies, (M) 9640027540 krishna.ankala@jntucek.ac.in	9640027540 ecet-test@apsche.org
3	PGECET	<b>SVU Tirupati</b> Prof K Raja Reddy	Prof. R V S Satyanarayana Dept. of ECE, S V University CE Tirupati – 517 502; 9246204470 v.s.ravinutala@gmail.com	9246204470 pgcet-test@apsche.org
4	ICET	<b>S K University</b> Prof. M R K Reddy	Prof. P Murali Krishna Professor, SKIM S K University, Anantapur	9440556990 icet-test@apsche.org
5	EdCET	<b>Andhra University</b> Prof P V G D Prasada Reddy	Prof K Rajendra Prasad Dept. of Applied Mathematics Andhra University Visakhapatnam 9949497019	9849222496 edcet-test@apsche.org
6	LAWCET	<b>ANU Guntur</b> Prof. P Rajasekhar	Prof. B Hari Babu Dept. of Chemistry Acharya Nagarjuna University, Guntur	8500338866 lawcet-test@apsche.org
7	PECET	<b>ANU Guntur</b> Prof. P Rajasekhar	Prof. P P S Paul Kumar Dept. of Physical Education & Sports Science Acharya Nagarjuna University, Guntur	9849376146 pecet-test@apsche.org
8	PGCET	<b>Andhra University</b> Prof P V G D Prasada Reddy	Prof N Ramanayya Dept. of Mechanical Engg. Andhra University Visakhapatnam 9948164382	9948164832 pgcet-test@apsche.org
9	RCET	<b>SVU Tirupati</b> Prof K Raja Reddy	Prof. B Devaprasada Raju Dept. of Physics S V University, Tirupati – 517 502 9440281769 drdevaprasadraju@gmail.com	9440281769 rcet-test@apsche.org
10	ADCET	<b>YSRAFU Kadapa</b> Prof M Suryakalavathi	Prof. E C Surendranath Reddy Registrar, Dr. YSRAFU, Kadapa	970389882 adcet-test@apsche.org

## CETs Conveners (Admission) -2022-23

CET Name & Conducting University	Name of the convenor	Contact details of convenor	Phone Contacts
EAPCET Department of Technical Education	Special Commissioner of Technical Education	commr_te@ap.gov.in	0866 - 2971222
ICET APSCHE	Prof. K. Rama MohanaRao Vice-Chairman, APSCHE	<a href="mailto:convenorapicetadms2022@gmail.com">convenorapicetadms2022@gmail.com</a>	8019358188
ECET Department of Technical Education	Special Commissioner of Technical Education	commr_te@ap.gov.in	0866-2971222
PGE CET SVU	Prof. R.V.S Sathya Narayana ECE Department	v.s.ravinutala@gmail.com	9246204470
EDCET APSCHE	Prof. K. Rama MohanaRao Vice-Chairman, APSCHE	<a href="mailto:convenorapedcetadms2022@gmail.com">convenorapedcetadms2022@gmail.com</a>	8019358188
LAWCET/ PGLCET APSCHE	Prof. Y. Nazeer Ahammad Secretary, APSCHE	-	9963876917
PECET ANU	Dr. P. Johnson Principal, ANU College of Physical Education	johnson_pala@yahoo.co.in	9440221334 0863-2346218
B.Arch YSR	Prof. EC. Surendranatha Reddy Registrar, Dr. YSR Arch.	surendraeddu@gmail.com	9703898882
PGCET YVU	Prof. Y. Nazeer Ahammad Dept. of Physics, YVU Secretary, APSCHE	convenerappgct2022@gmail.com	9963876917
ADCET Dr.YSR Arch.	Prof. EC. Surendranatha Reddy Registrar, Dr. YSR Arch.	surendraeddu@gmail.com	9703898882

## DEAN, CDCs OF THE UNIVERSITIES

Name of the University	Name of the Dean	Mobile No	E-Mail
Andhra University	Prof.N. Satyanarayana	9441070226	nsnhindi@gmail.com cdcdeanau14@gmail.com cdc@andhrauniversity.edu.in
Sri Venkateswara University	Prof.Ch.Appa Rao	9849584708	deancdcsvutpt@gmail.com
Acharya Nagarjuna University	Dr.K.Madhu Babu	9441126105	anudeancdc@gmail.com
Sri Krishnadevaraya University	Prof. Mallikarjuna Reddy	9440975719	cdcskuatp@gmail.com
AdikaviNannayya University	Dr.P.Venkateswara Rao	9441447037	deancdcanu@yahoo.com
Yogi Vemana University	Dr.Y.Subbarayudu	9440883050	cdcyogivemanauniversity@gmail.com ysrayudu2002@gmail.com
Dr.B.R.Ambedkar University	Prof.P.Sujatha	9985025972	deancdc.brau@gmail.com
Krishna University	Prof.Y.K.Sundara Krishna	9440226744	deancdkru@gmail.com
Rayalaseema University	Prof.V. SundaranandPutcha	9848226855	deancdcru@gmail.com
VikramaSimhapuri University	Dr.Ch.Vijaya	9441373188	dean.vsucdc@gmail.com

## ONLINE ADMISSION COMMITTEE

S. No	Member nominated for 2021-22	Designation as per G.O. 34, Dt:15.10.2020	Mobile - Email
1	Prof.D.Suryachandra Rao Department of Business Management, Krishna University	Convener of Admissions nominated by APSCHE	9440149149 conveneroamdc2022@gmail.com
2	Dr. Ch.Tulasi Mastanamma, Academic Guidance Officer, O/o CCE A.P	Co-Convener of Admissions nominated by CCE, AP	6309997443 9000103952 ago.cce@gmail.com
3	Dr.B.S.Selina, Academic Officer, Academic Cell, APSCHE	Nodal officer nominated by APSCHE	9000538279 academiccell@apsche.org
4	Mr.P. Sreedhar, Academic Officer, Academic Cell, O/o CCE A.P	Nodal officer nominated by CCE, AP	9985096066 a2zit.cce@gmail.com



"Nurture your mind with great thoughts, for you will never go any higher than you think."

- Benjamin Disraeli



"Formal education will make you a living;  
self-education will make you a fortune."

- Jim Rohn



"Reading is the key that unlocks the door of creativity."

- Agatha Christie





**GENERAL HOLIDAYS - 2023**

S.No	General / Festival	Date	Day
1	Bhogi	14.01.2023	Saturday
2	Makara Sankranti	15.01.2023	Sunday
3	Kanuma	16.01.2023	Monday
4	Republic Day	26.01.2023	Thursday
5	Mahasivaratri/Shab-E-Miraj	18.02.2023	Saturday
6	Holi	08.03.2023	Wednesday
7	Ugadi	22.03.2023	Wednesday
8	Srirama Navami	30.03.2023	Thursday
9	Babu Jagjivan Ram's Birthday	05.04.2023	Wednesday
10	Good Friday	07.04.2023	Friday
11	Dr.B.R. Ambedkar's Birthday	14.04.2023	Friday
12	Ramzan (Eid-ul-Fitr)	22.04.2023	Saturday
13	Bakrid (Eid-ul-Zuha)	29.06.2023	Thursday
14	Muharrum	29.07.2023	Saturday
15	Independence Day	15.08.2023	Tuesday
16	Sri Krishna Astami	06.09.2023	Wednesday
17	Vinayaka Chavithi	18.09.2023	Monday
18	Eid Miladun Nabi (Birthday of Prophet Mohammed)	28.09.2023	Thursday
19	Mahatma Gandhi Jayanthi	02.10.2023	Monday
20	Durgastami	22.10.2023	Sunday
21	Vijayadasami	23.10.2023	Monday
22	Deepavali	12.11.2023	Sunday
23	Christmas	25.12.2023	Monday

**OPTIONAL HOLIDAYS - 2023**

S.No	Occasion / Festival	Date	Day
1	New Year's Day	01.01.2023	Sunday
2	Birthday of Hazrath Ali (R.A)	05.02.2023	Sunday
3	Shab-E-Barath	07.03.2023	Friday
4	Mahavir Jayanti	04.04.2023	Tuesday
5	Shab-E-Qadar	18.04.2023	Tuesday
6	Juma-tul-Wada	21.04.2023	Friday
7	Basava Jayanthi	23.04.2023	Sunday
8	Shahadat Hazrat Ali (R.A)	24.04.2023	Monday
9	Buddha Purnima	05.05.2023	Friday
10	Ratha Yatra	20.06.2023	Tuesday
11	Eid-E-Gadeer	06.07.2023	Thursday
12	9th Muharram (1441 Hijra)	28.07.2023	Friday
13	Parsi New Year's Day	16.08.2023	Wednesday
14	Varalakshmi Vratam	25.08.2023	Friday
15	Arbaeen (Chahallum)	05.09.2023	Tuesday
16	Hazrath Syed Mohammed Juvanpuri Mehdi's Birthday	09.09.2023	Saturday
17	Mahalaya Amavasya	14.10.2023	Saturday
18	Vijayadasami (Tidhi dwayam)	24.10.2023	Tuesday
19	Yaz-Dahum-Shareef	26.10.2023	Thursday
20	Karthika Purnima/Guru Nanak Jayanthi	27.11.2023	Monday
21	Christmas Eve	24.12.2023	Sunday
22	Boxing Day	26.12.2023	Tuesday

# CALENDER - 2023

## JANUARY

S	M	T	W	T	F	S
1	2	3	4	5	6	7
8	9	10	11	12	13	14
15	16	17	18	19	20	21
22	23	24	25	26	27	28
29	30	31				

## FEBRUARY

S	M	T	W	T	F	S
			1	2	3	4
5	6	7	8	9	10	11
12	13	14	15	16	17	18
19	20	21	22	23	24	25
26	27	28				

## MARCH

S	M	T	W	T	F	S
			1	2	3	4
5	6	7	8	9	10	11
12	13	14	15	16	17	18
19	20	21	22	23	24	25
26	27	28	29	30	31	

## APRIL

S	M	T	W	T	F	S
						1
2	3	4	5	6	7	8
9	10	11	12	13	14	15
16	17	18	19	20	21	22
23	24	25	26	27	28	29
30						

## MAY

S	M	T	W	T	F	S
	1	2	3	4	5	6
7	8	9	10	11	12	13
14	15	16	17	18	19	20
21	22	23	24	25	26	27
28	29	30	31			

## JUNE

S	M	T	W	T	F	S
						1
						2
						3
4	5	6	7	8	9	10
11	12	13	14	15	16	17
18	19	20	21	22	23	24
25	26	27	28	29	30	

## JULY

S	M	T	W	T	F	S
						1
2	3	4	5	6	7	8
9	10	11	12	13	14	15
16	17	18	19	20	21	22
23	24	25	26	27	28	29
30	31					

## AUGUST

S	M	T	W	T	F	S
		1	2	3	4	5
6	7	8	9	10	11	12
13	14	15	16	17	18	19
20	21	22	23	24	25	26
27	28	29	30	31		

## SEPTEMBER

S	M	T	W	T	F	S
						1
						2
3	4	5	6	7	8	9
10	11	12	13	14	15	16
17	18	19	20	21	22	23
24	25	26	27	28	29	30

## OCTOBER

S	M	T	W	T	F	S
1	2	3	4	5	6	7
8	9	10	11	12	13	14
15	16	17	18	19	20	21
22	23	24	25	26	27	28
29	30	31				

## NOVEMBER

S	M	T	W	T	F	S
			1	2	3	4
5	6	7	8	9	10	11
12	13	14	15	16	17	18
19	20	21	22	23	24	25
26	27	28	29	30		

## DECEMBER

S	M	T	W	T	F	S
						31
						1
						2
3	4	5	6	7	8	9
10	11	12	13	14	15	16
17	18	19	20	21	22	23
24	25	26	27	28	29	30

# CALENDER - 2022

## JANUARY

S	M	T	W	T	F	S
						1
2	3	4	5	6	7	8
9	10	11	12	13	14	15
16	17	18	19	20	21	22
23	24	25	26	27	28	29
30	31					

## FEBRUARY

S	M	T	W	T	F	S
		1	2	3	4	5
6	7	8	9	10	11	12
13	14	15	16	17	18	19
20	21	22	23	24	25	26
27	28					

## MARCH

S	M	T	W	T	F	S
		1	2	3	4	5
6	7	8	9	10	11	12
13	14	15	16	17	18	19
20	21	22	23	24	25	26
27	28	29	30	31		

## APRIL

S	M	T	W	T	F	S
						31
						1 2
3	4	5	6	7	8	9
10	11	12	13	14	15	16
17	18	19	20	21	22	23
24	25	26	27	28	29	30

## MAY

S	M	T	W	T	F	S
1	2	3	4	5	6	7
8	9	10	11	12	13	14
15	16	17	18	19	20	21
22	23	24	25	26	27	28
29	30	31				

## JUNE

S	M	T	W	T	F	S
			1	2	3	4
5	6	7	8	9	10	11
12	13	14	15	16	17	18
19	20	21	22	23	24	25
26	27	28	29	30		

## JULY

S	M	T	W	T	F	S
31					1	2
3	4	5	6	7	8	9
10	11	12	13	14	15	16
17	18	19	20	21	22	23
24	25	26	27	28	29	30

## AUGUST

S	M	T	W	T	F	S
		1	2	3	4	5
6	7	8	9	10	11	12
13	14	15	16	17	18	19
20	21	22	23	24	25	26
27	28	29	30	31		

## SEPTEMBER

S	M	T	W	T	F	S
				1	2	3
4	5	6	7	8	9	10
11	12	13	14	15	16	17
18	19	20	21	22	23	24
25	26	27	28	29	30	

## OCTOBER

S	M	T	W	T	F	S
30	31					1
2	3	4	5	6	7	8
9	10	11	12	13	14	15
16	17	18	19	20	21	22
23	24	25	26	27	28	29

## NOVEMBER

S	M	T	W	T	F	S
						1
						2 3 4 5
6	7	8	9	10	11	12
13	14	15	16	17	18	19
20	21	22	23	24	25	26
27	28	29	30			

## DECEMBER

S	M	T	W	T	F	S
						1 2 3
4	5	6	7	8	9	10
11	12	13	14	15	16	17
18	19	20	21	22	23	24
25	26	27	28	29	30	31

# CALENDER - 2024

## January

Sun	Mon	Tue	Wed	Thu	Fri	Sat
	1	2	3	4	5	6
7	8	9	10	11	12	13
14	15	16	17	18	19	20
21	22	23	24	25	26	27
28	29	30	31			

## February

Sun	Mon	Tue	Wed	Thu	Fri	Sat
					1	2 3
4	5	6	7	8	9	10
11	12	13	14	15	16	17
18	19	20	21	22	23	24
25	26	27	28	29		

## March

Sun	Mon	Tue	Wed	Thu	Fri	Sat
						1 2
						3 4 5 6 7 8 9
10	11	12	13	14	15	16
17	18	19	20	21	22	23
24	25	26	27	28	29	30
31						

## April

Sun	Mon	Tue	Wed	Thu	Fri	Sat
						1 2 3 4 5 6
7	8	9	10	11	12	13
14	15	16	17	18	19	20
21	22	23	24	25	26	27
28	29	30				

## May

Sun	Mon	Tue	Wed	Thu	Fri	Sat
			1	2	3	4
5	6	7	8	9	10	11
12	13	14	15	16	17	18
19	20	21	22	23	24	25
26	27	28	29	30	31	

## June

Sun	Mon	Tue	Wed	Thu	Fri	Sat
						1
2	3	4	5	6	7	8
9	10	11	12	13	14	15
16	17	18	19	20	21	22
23	24	25	26	27	28	29
30						

## July

Sun	Mon	Tue	Wed	Thu	Fri	Sat
						1 2 3 4 5 6
7	8	9	10	11	12	13
14	15	16	17	18	19	20
21	22	23	24	25	26	27
28	29	30	31			

## August

Sun	Mon	Tue	Wed	Thu	Fri	Sat
						1 2 3
4	5	6	7	8	9	10
11	12	13	14	15	16	17
18	19	20	21	22	23	24
25	26	27	28	29	30	31

## September

Sun	Mon	Tue	Wed	Thu	Fri	Sat
1	2	3	4	5	6	7
8	9	10	11	12	13	14
15	16	17	18	19	20	21
22	23	24	25	26	27	28
29	30					

## October

Sun	Mon	Tue	Wed	Thu	Fri	Sat
						1 2 3 4 5
6	7	8	9	10	11	12
13	14	15	16	17	18	19
20	21	22	23	24	25	26
27	28	29	30	31		

## November

Sun	Mon	Tue	Wed	Thu	Fri	Sat
						1 2
3	4	5	6	7	8	9
10	11	12	13	14	15	16
17	18	19	20	21	22	23
24	25	26	27	28	29	30

## December

Sun	Mon	Tue	Wed	Thu	Fri	Sat
						1 2 3 4 5 6 7
8	9	10	11	12	13	14
15	16	17	18	19	20	21
22	23	24	25	26	27	28
29	30	31				



# DIARY 2023

S	M	T	W	T	F	S	S	M	T	W	T	F	S
							1	2	3	4	5	6	7
8	9	10	11	12	13	14	15	16	17	18	19	20	21
22	23	24	25	26	27	28	29	30	31				

January



# 1

## January

### Sunday

# 2

## January

### Monday

# DIARY 2023

S	M	T	W	T	F	S	S	M	T	W	T	F	S
									1	2	3	4	
5	6	7	8	9	10	11	12	13	14	15	16	17	18
19	20	21	22	23	24	25	26	27	28				

February



# 3

January

Tuesday

# 4

January

Wednesday

# DIARY 2023

S	M	T	W	T	F	S	S	M	T	W	T	F	S
							1	2	3	4	5	6	7
8	9	10	11	12	13	14	15	16	17	18	19	20	21
22	23	24	25	26	27	28	29	30	31				

January



# 5

## January

### Thursday

# 6

## January

### Friday

# DIARY 2023

S	M	T	W	T	F	S	S	M	T	W	T	F	S
									1	2	3	4	
5	6	7	8	9	10	11	12	13	14	15	16	17	18
19	20	21	22	23	24	25	26	27	28				

February



7

January

Saturday

8

January

Sunday



# DIARY 2023

S	M	T	W	T	F	S	S	M	T	W	T	F	S
							1	2	3	4	5	6	7
8	9	10	11	12	13	14	15	16	17	18	19	20	21
22	23	24	25	26	27	28	29	30	31				

January



9

January

Monday

10

January

Tuesday

# DIARY 2023

S	M	T	W	T	F	S	S	M	T	W	T	F	S
									1	2	3	4	
5	6	7	8	9	10	11	12	13	14	15	16	17	18
19	20	21	22	23	24	25	26	27	28				

February



# 11

January

Wednesday

# 12

January

Thursday

# DIARY 2023

S	M	T	W	T	F	S	S	M	T	W	T	F	S
							1	2	3	4	5	6	7
8	9	10	11	12	13	14	15	16	17	18	19	20	21
22	23	24	25	26	27	28	29	30	31				

January



# 13

January

Friday

# 14

January

Saturday

# DIARY 2023

S	M	T	W	T	F	S	S	M	T	W	T	F	S
									1	2	3	4	
5	6	7	8	9	10	11	12	13	14	15	16	17	18
19	20	21	22	23	24	25	26	27	28				

February



**15** January  
Sunday

**16** January  
Monday

# DIARY 2023

S	M	T	W	T	F	S	S	M	T	W	T	F	S
							1	2	3	4	5	6	7
8	9	10	11	12	13	14	15	16	17	18	19	20	21
22	23	24	25	26	27	28	29	30	31				

January



**17** January  
Tuesday

**18** January  
Wednesday

# DIARY 2023

S	M	T	W	T	F	S	S	M	T	W	T	F	S
									1	2	3	4	
5	6	7	8	9	10	11	12	13	14	15	16	17	18
19	20	21	22	23	24	25	26	27	28				

February



**19** January  
Thursday

**20** January  
Friday

# DIARY 2023

S	M	T	W	T	F	S	S	M	T	W	T	F	S
							1	2	3	4	5	6	7
8	9	10	11	12	13	14	15	16	17	18	19	20	21
22	23	24	25	26	27	28	29	30	31				

January



# 21

January

Saturday

# 22

January

Sunday

# DIARY 2023

S	M	T	W	T	F	S	S	M	T	W	T	F	S
								1	2	3	4		
5	6	7	8	9	10	11	12	13	14	15	16	17	18
19	20	21	22	23	24	25	26	27	28				

February



# 23

January

Monday

# 24

January

Tuesday



# DIARY 2023

S	M	T	W	T	F	S	S	M	T	W	T	F	S
							1	2	3	4	5	6	7
8	9	10	11	12	13	14	15	16	17	18	19	20	21
22	23	24	25	26	27	28	29	30	31				

January



## 25

January

Wednesday

## 26

January

Thursday

# DIARY 2023

S	M	T	W	T	F	S	S	M	T	W	T	F	S
									1	2	3	4	
5	6	7	8	9	10	11	12	13	14	15	16	17	18
19	20	21	22	23	24	25	26	27	28				

February



**27** January  
Friday

**28** January  
Saturday

# DIARY 2023

S	M	T	W	T	F	S	S	M	T	W	T	F	S
							1	2	3	4	5	6	7
8	9	10	11	12	13	14	15	16	17	18	19	20	21
22	23	24	25	26	27	28	29	30	31				

January



**29** January  
Sunday

**30** January  
Monday

**31** January  
Tuesday



# DIARY 2023

S	M	T	W	T	F	S	S	M	T	W	T	F	S
									1	2	3	4	
5	6	7	8	9	10	11	12	13	14	15	16	17	18
19	20	21	22	23	24	25	26	27	28				

February



**1** February  
Wednesday

**2** February  
Thursday

# DIARY 2023

S	M	T	W	T	F	S	S	M	T	W	T	F	S
									1	2	3	4	
5	6	7	8	9	10	11	12	13	14	15	16	17	18
19	20	21	22	23	24	25	26	27	28	29	30	31	

March



# 3

## February

### Friday

# 4

## February

### Saturday

# DIARY 2023

S	M	T	W	T	F	S	S	M	T	W	T	F	S
									1	2	3	4	
5	6	7	8	9	10	11	12	13	14	15	16	17	18
19	20	21	22	23	24	25	26	27	28				

February



# 5

## February

Sunday

# 6

## February

Monday

# DIARY 2023

S	M	T	W	T	F	S	S	M	T	W	T	F	S	
									1	2	3	4		
5	6	7	8	9	10	11	12	13	14	15	16	17	18	March
19	20	21	22	23	24	25	26	27	28	29	30	31		



**7**

**February**

Tuesday

**8**

**February**

Wednesday



# DIARY 2023

S	M	T	W	T	F	S	S	M	T	W	T	F	S
									1	2	3	4	
5	6	7	8	9	10	11	12	13	14	15	16	17	18
19	20	21	22	23	24	25	26	27	28				

February



# 9

## February

### Thursday

# 10

## February

### Friday

# DIARY 2023

S	M	T	W	T	F	S	S	M	T	W	T	F	S
								1	2	3	4		
5	6	7	8	9	10	11	12	13	14	15	16	17	18
19	20	21	22	23	24	25	26	27	28	29	30	31	March



**11** February  
Saturday

**12** February  
Sunday

# DIARY 2023

S	M	T	W	T	F	S	S	M	T	W	T	F	S
									1	2	3	4	
5	6	7	8	9	10	11	12	13	14	15	16	17	18
19	20	21	22	23	24	25	26	27	28				

February



**13** February  
Monday

**14** February  
Tuesday

# DIARY 2023

S	M	T	W	T	F	S	S	M	T	W	T	F	S
									1	2	3	4	
5	6	7	8	9	10	11	12	13	14	15	16	17	18
19	20	21	22	23	24	25	26	27	28	29	30	31	

March



**15** February  
Wednesday

**16** February  
Thursday

# DIARY 2023

S	M	T	W	T	F	S	S	M	T	W	T	F	S
									1	2	3	4	
5	6	7	8	9	10	11	12	13	14	15	16	17	18
19	20	21	22	23	24	25	26	27	28				

February



# 17

## February

Friday

# 18

## February

Saturday

# DIARY 2023

S	M	T	W	T	F	S	S	M	T	W	T	F	S
									1	2	3	4	
5	6	7	8	9	10	11	12	13	14	15	16	17	18
19	20	21	22	23	24	25	26	27	28	29	30	31	

March



# 19

## February

Sunday

# 20

## February

Monday

# DIARY 2023

S	M	T	W	T	F	S	S	M	T	W	T	F	S
									1	2	3	4	
5	6	7	8	9	10	11	12	13	14	15	16	17	18
19	20	21	22	23	24	25	26	27	28				

February



## 21 February Tuesday

## 22 February Wednesday

# DIARY 2023

S	M	T	W	T	F	S	S	M	T	W	T	F	S
								1	2	3	4		
5	6	7	8	9	10	11	12	13	14	15	16	17	18
19	20	21	22	23	24	25	26	27	28	29	30	31	March



# 23

## February

### Thursday

# 24

## February

### Friday



# DIARY 2023

S	M	T	W	T	F	S	S	M	T	W	T	F	S
									1	2	3	4	
5	6	7	8	9	10	11	12	13	14	15	16	17	18
19	20	21	22	23	24	25	26	27	28				

February



**25** February  
Saturday

**26** February  
Sunday

# DIARY 2023

S	M	T	W	T	F	S	S	M	T	W	T	F	S
									1	2	3	4	
5	6	7	8	9	10	11	12	13	14	15	16	17	18
19	20	21	22	23	24	25	26	27	28	29	30	31	

March



**27** February  
Monday

**28** February  
Tuesday





# DIARY 2023

S	M	T	W	T	F	S	S	M	T	W	T	F	S
									1	2	3	4	
5	6	7	8	9	10	11	12	13	14	15	16	17	18
19	20	21	22	23	24	25	26	27	28	29	30	31	



**1** March

Wednesday

**2** March

Thursday

# DIARY 2023

S	M	T	W	T	F	S	S	M	T	W	T	F	S
30													1
2	3	4	5	6	7	8	9	10	11	12	13	14	15
16	17	18	19	20	21	22	23	24	25	26	27	28	29



# 3

## March

### Friday

# 4

## March

### Saturday

# DIARY 2023

S	M	T	W	T	F	S	S	M	T	W	T	F	S
									1	2	3	4	
5	6	7	8	9	10	11	12	13	14	15	16	17	18
19	20	21	22	23	24	25	26	27	28	29	30	31	



**5**

**March**

**Sunday**

**6**

**March**

**Monday**

# DIARY 2023

S	M	T	W	T	F	S	S	M	T	W	T	F	S
30													1
2	3	4	5	6	7	8	9	10	11	12	13	14	15
16	17	18	19	20	21	22	23	24	25	26	27	28	29



**7** March  
Tuesday

**8** March  
Wednesday



# DIARY 2023

S	M	T	W	T	F	S	S	M	T	W	T	F	S
									1	2	3	4	
5	6	7	8	9	10	11	12	13	14	15	16	17	18
19	20	21	22	23	24	25	26	27	28	29	30	31	



9

March

Thursday

10

March

Friday

# DIARY 2023

S	M	T	W	T	F	S	S	M	T	W	T	F	S
30													1
2	3	4	5	6	7	8	9	10	11	12	13	14	15
16	17	18	19	20	21	22	23	24	25	26	27	28	29



**11** March  
Saturday

**12** March  
Sunday

# DIARY 2023

S	M	T	W	T	F	S	S	M	T	W	T	F	S
									1	2	3	4	
5	6	7	8	9	10	11	12	13	14	15	16	17	18
19	20	21	22	23	24	25	26	27	28	29	30	31	



**13** March  
Monday

**14** March  
Tuesday

# DIARY 2023

S	M	T	W	T	F	S	S	M	T	W	T	F	S
30													1
2	3	4	5	6	7	8	9	10	11	12	13	14	15
16	17	18	19	20	21	22	23	24	25	26	27	28	29



# 15

## March

### Wednesday

# 16

## March

### Thursday

# DIARY 2023

S	M	T	W	T	F	S	S	M	T	W	T	F	S
								1	2	3	4		
5	6	7	8	9	10	11	12	13	14	15	16	17	18
19	20	21	22	23	24	25	26	27	28	29	30	31	



**17** March  
Friday

**18** March  
Saturday

# DIARY 2023

S	M	T	W	T	F	S	S	M	T	W	T	F	S
30													1
2	3	4	5	6	7	8	9	10	11	12	13	14	15
16	17	18	19	20	21	22	23	24	25	26	27	28	29



**19** March  
Sunday

**20** March  
Monday

# DIARY 2023

S	M	T	W	T	F	S	S	M	T	W	T	F	S
								1	2	3	4		
5	6	7	8	9	10	11	12	13	14	15	16	17	18
19	20	21	22	23	24	25	26	27	28	29	30	31	



**21** March  
Tuesday

**22** March  
Wednesday

# DIARY 2023

S	M	T	W	T	F	S	S	M	T	W	T	F	S
30													1
2	3	4	5	6	7	8	9	10	11	12	13	14	15
16	17	18	19	20	21	22	23	24	25	26	27	28	29



# 23

## March

### Thursday

# 24

## March

### Friday



# DIARY 2023

S	M	T	W	T	F	S	S	M	T	W	T	F	S
									1	2	3	4	
5	6	7	8	9	10	11	12	13	14	15	16	17	18
19	20	21	22	23	24	25	26	27	28	29	30	31	



# 25

March

Saturday

# 26

March

Sunday

# DIARY 2023

S	M	T	W	T	F	S	S	M	T	W	T	F	S
30													1
2	3	4	5	6	7	8	9	10	11	12	13	14	15
16	17	18	19	20	21	22	23	24	25	26	27	28	29



**27** March  
Monday

**28** March  
Tuesday

# DIARY 2023

S	M	T	W	T	F	S	S	M	T	W	T	F	S
									1	2	3	4	
5	6	7	8	9	10	11	12	13	14	15	16	17	18
19	20	21	22	23	24	25	26	27	28	29	30	31	



# 29

## March

### Wednesday

# 30

## March

### Thursday

# 31

## March

### Friday



# DIARY 2023

S	M	T	W	T	F	S	S	M	T	W	T	F	S
30													1
2	3	4	5	6	7	8	9	10	11	12	13	14	15
16	17	18	19	20	21	22	23	24	25	26	27	28	29



**1**

April

Saturday

**2**

April

Sunday

# DIARY 2023

S	M	T	W	T	F	S	S	M	T	W	T	F	S
	1	2	3	4	5	6	7	8	9	10	11	12	13
14	15	16	17	18	19	20	21	22	23	24	25	26	27
28	29	30	31										



**3**

April

Monday

**4**

April

Tuesday

# DIARY 2023

S	M	T	W	T	F	S	S	M	T	W	T	F	S
30													1
2	3	4	5	6	7	8	9	10	11	12	13	14	15
16	17	18	19	20	21	22	23	24	25	26	27	28	29



# 5

April

Wednesday

# 6

April

Thursday

# DIARY 2023

S	M	T	W	T	F	S	S	M	T	W	T	F	S
	1	2	3	4	5	6	7	8	9	10	11	12	13
14	15	16	17	18	19	20	21	22	23	24	25	26	27
28	29	30	31										



**7**

**April**  
Friday

**8**

**April**  
Saturday



# DIARY 2023

S	M	T	W	T	F	S	S	M	T	W	T	F	S
30													1
2	3	4	5	6	7	8	9	10	11	12	13	14	15
16	17	18	19	20	21	22	23	24	25	26	27	28	29



**9**

April

Sunday

**10**

April

Monday

# DIARY 2023

S	M	T	W	T	F	S	S	M	T	W	T	F	S
	1	2	3	4	5	6	7	8	9	10	11	12	13
14	15	16	17	18	19	20	21	22	23	24	25	26	27
28	29	30	31										



**11** April  
Tuesday

**12** April  
Wednesday

# DIARY 2023

S	M	T	W	T	F	S	S	M	T	W	T	F	S
30													1
2	3	4	5	6	7	8	9	10	11	12	13	14	15
16	17	18	19	20	21	22	23	24	25	26	27	28	29



**13** April  
Thursday

**14** April  
Friday

# DIARY 2023

S	M	T	W	T	F	S	S	M	T	W	T	F	S
	1	2	3	4	5	6	7	8	9	10	11	12	13
14	15	16	17	18	19	20	21	22	23	24	25	26	27
28	29	30	31										



**15** April  
Saturday

**16** April  
Sunday

# DIARY 2023

S	M	T	W	T	F	S	S	M	T	W	T	F	S
30													1
2	3	4	5	6	7	8	9	10	11	12	13	14	15
16	17	18	19	20	21	22	23	24	25	26	27	28	29



**17** April  
Monday

**18** April  
Tuesday

# DIARY 2023

S	M	T	W	T	F	S	S	M	T	W	T	F	S
	1	2	3	4	5	6	7	8	9	10	11	12	13
14	15	16	17	18	19	20	21	22	23	24	25	26	27
28	29	30	31										



**19** April  
Wednesday

**20** April  
Thursday

# DIARY 2023

S	M	T	W	T	F	S	S	M	T	W	T	F	S
30													1
2	3	4	5	6	7	8	9	10	11	12	13	14	15
16	17	18	19	20	21	22	23	24	25	26	27	28	29



**21** April  
Friday

**22** April  
Saturday

# DIARY 2023

S	M	T	W	T	F	S	S	M	T	W	T	F	S
	1	2	3	4	5	6	7	8	9	10	11	12	13
14	15	16	17	18	19	20	21	22	23	24	25	26	27
28	29	30	31										May



**23** April  
Sunday

**24** April  
Monday



# DIARY 2023

S	M	T	W	T	F	S	S	M	T	W	T	F	S
30													1
2	3	4	5	6	7	8	9	10	11	12	13	14	15
16	17	18	19	20	21	22	23	24	25	26	27	28	29



**25** April  
Tuesday

**26** April  
Wednesday

# DIARY 2023

S	M	T	W	T	F	S	S	M	T	W	T	F	S
	1	2	3	4	5	6	7	8	9	10	11	12	13
14	15	16	17	18	19	20	21	22	23	24	25	26	27
28	29	30	31										



# 27

April

Thursday

# 28

April

Friday

# DIARY 2023

S	M	T	W	T	F	S	S	M	T	W	T	F	S
30													1
2	3	4	5	6	7	8	9	10	11	12	13	14	15
16	17	18	19	20	21	22	23	24	25	26	27	28	29



**29** April  
Saturday

**30** April  
Sunday



# DIARY 2023

S	M	T	W	T	F	S	S	M	T	W	T	F	S
	1	2	3	4	5	6	7	8	9	10	11	12	13
14	15	16	17	18	19	20	21	22	23	24	25	26	27
28	29	30	31										



**1** May

Monday

**2** May

Tuesday

# DIARY 2023

S	M	T	W	T	F	S	S	M	T	W	T	F	S	
					1	2	3	4	5	6	7	8	9	10
11	12	13	14	15	16	17	18	19	20	21	22	23	24	June
25	26	27	28	29	30									



# 3

May

Wednesday

# 4

May

Thursday

# DIARY 2023

S	M	T	W	T	F	S	S	M	T	W	T	F	S
	1	2	3	4	5	6	7	8	9	10	11	12	13
14	15	16	17	18	19	20	21	22	23	24	25	26	27
28	29	30	31										



**5**

May

Friday

**6**

May

Saturday

# DIARY 2023

S	M	T	W	T	F	S	S	M	T	W	T	F	S		
						1	2	3	4	5	6	7	8	9	10
11	12	13	14	15	16	17	18	19	20	21	22	23	24	June	
25	26	27	28	29	30										



**7**

May

Sunday

**8**

May

Monday



# DIARY 2023

S	M	T	W	T	F	S	S	M	T	W	T	F	S
	1	2	3	4	5	6	7	8	9	10	11	12	13
14	15	16	17	18	19	20	21	22	23	24	25	26	27
28	29	30	31										



**9**

May

Tuesday

**10**

May

Wednesday

# DIARY 2023

S	M	T	W	T	F	S	S	M	T	W	T	F	S	
					1	2	3	4	5	6	7	8	9	10
11	12	13	14	15	16	17	18	19	20	21	22	23	24	June
25	26	27	28	29	30									



# 11

May

Thursday

# 12

May

Friday

# DIARY 2023

S	M	T	W	T	F	S	S	M	T	W	T	F	S
	1	2	3	4	5	6	7	8	9	10	11	12	13
14	15	16	17	18	19	20	21	22	23	24	25	26	27
28	29	30	31										



# 13

May

Saturday

# 14

May

Sunday

# DIARY 2023

S	M	T	W	T	F	S	S	M	T	W	T	F	S		
						1	2	3	4	5	6	7	8	9	10
11	12	13	14	15	16	17	18	19	20	21	22	23	24	June	
25	26	27	28	29	30										



**15** May  
Monday

**16** May  
Tuesday

# DIARY 2023

S	M	T	W	T	F	S	S	M	T	W	T	F	S
	1	2	3	4	5	6	7	8	9	10	11	12	13
14	15	16	17	18	19	20	21	22	23	24	25	26	27
28	29	30	31										



**17**

May

Wednesday

**18**

May

Thursday

# DIARY 2023

S	M	T	W	T	F	S	S	M	T	W	T	F	S	
					1	2	3	4	5	6	7	8	9	10
11	12	13	14	15	16	17	18	19	20	21	22	23	24	June
25	26	27	28	29	30									



**19** May  
Friday

**20** May  
Saturday

# DIARY 2023

S	M	T	W	T	F	S	S	M	T	W	T	F	S
	1	2	3	4	5	6	7	8	9	10	11	12	13
14	15	16	17	18	19	20	21	22	23	24	25	26	27
28	29	30	31										



# 21

May

Sunday

# 22

May

Monday

# DIARY 2023

S	M	T	W	T	F	S	S	M	T	W	T	F	S	
					1	2	3	4	5	6	7	8	9	10
11	12	13	14	15	16	17	18	19	20	21	22	23	24	June
25	26	27	28	29	30									



# 23

May

Tuesday

# 24

May

Wednesday



# DIARY 2023

S	M	T	W	T	F	S	S	M	T	W	T	F	S
	1	2	3	4	5	6	7	8	9	10	11	12	13
14	15	16	17	18	19	20	21	22	23	24	25	26	27
28	29	30	31										



# 25

May

Thursday

# 26

May

Friday

# DIARY 2023

S	M	T	W	T	F	S	S	M	T	W	T	F	S	
					1	2	3	4	5	6	7	8	9	10
11	12	13	14	15	16	17	18	19	20	21	22	23	24	June
25	26	27	28	29	30									



# 27

May

Saturday

# 28

May

Sunday

# DIARY 2023

S	M	T	W	T	F	S	S	M	T	W	T	F	S
	1	2	3	4	5	6	7	8	9	10	11	12	13
14	15	16	17	18	19	20	21	22	23	24	25	26	27
28	29	30	31										



# 29

May

Monday

# 30

May

Tuesday

# 31

May

Wednesday



# DIARY 2023

S	M	T	W	T	F	S	S	M	T	W	T	F	S	
					1	2	3	4	5	6	7	8	9	10
11	12	13	14	15	16	17	18	19	20	21	22	23	24	June
25	26	27	28	29	30									



**1** June  
Thursday

**2** June  
Friday

# DIARY 2023

S	M	T	W	T	F	S	S	M	T	W	T	F	S
						1	2	3	4	5	6	7	8
9	10	11	12	13	14	15	16	17	18	19	20	21	22
23	24	25	26	27	28	29	30	31					July



# 3

June

Saturday

# 4

June

Sunday

# DIARY 2023

S	M	T	W	T	F	S	S	M	T	W	T	F	S	
					1	2	3	4	5	6	7	8	9	10
11	12	13	14	15	16	17	18	19	20	21	22	23	24	June
25	26	27	28	29	30									



**5**

**June**

**Monday**

**6**

**June**

**Tuesday**

# DIARY 2023

S	M	T	W	T	F	S	S	M	T	W	T	F	S
						1	2	3	4	5	6	7	8
9	10	11	12	13	14	15	16	17	18	19	20	21	22
23	24	25	26	27	28	29	30	31					



# 7

## June

### Wednesday

# 8

## June

### Thursday



# DIARY 2023

S	M	T	W	T	F	S	S	M	T	W	T	F	S	
					1	2	3	4	5	6	7	8	9	10
11	12	13	14	15	16	17	18	19	20	21	22	23	24	June
25	26	27	28	29	30									



9

June

Friday

10

June

Saturday

# DIARY 2023

S	M	T	W	T	F	S	S	M	T	W	T	F	S
						1	2	3	4	5	6	7	8
9	10	11	12	13	14	15	16	17	18	19	20	21	22
23	24	25	26	27	28	29	30	31					July



**11** June  
Sunday

**12** June  
Monday

# DIARY 2023

S	M	T	W	T	F	S	S	M	T	W	T	F	S		
						1	2	3	4	5	6	7	8	9	10
11	12	13	14	15	16	17	18	19	20	21	22	23	24	June	
25	26	27	28	29	30										



# 13

June

Tuesday

# 14

June

Wednesday

# DIARY 2023

S	M	T	W	T	F	S	S	M	T	W	T	F	S
						1	2	3	4	5	6	7	8
9	10	11	12	13	14	15	16	17	18	19	20	21	22
23	24	25	26	27	28	29	30	31					



**15** June  
Thursday

**16** June  
Friday

# DIARY 2023

S	M	T	W	T	F	S	S	M	T	W	T	F	S	
					1	2	3	4	5	6	7	8	9	10
11	12	13	14	15	16	17	18	19	20	21	22	23	24	June
25	26	27	28	29	30									



**17** June  
Saturday

**18** June  
Sunday

# DIARY 2023

S	M	T	W	T	F	S	S	M	T	W	T	F	S
						1	2	3	4	5	6	7	8
9	10	11	12	13	14	15	16	17	18	19	20	21	22
23	24	25	26	27	28	29	30	31					



# 19

June

Monday

# 20

June

Tuesday

# DIARY 2023

S	M	T	W	T	F	S	S	M	T	W	T	F	S	
					1	2	3	4	5	6	7	8	9	10
11	12	13	14	15	16	17	18	19	20	21	22	23	24	June
25	26	27	28	29	30									



# 21

June

Wednesday

# 22

June

Thursday

# DIARY 2023

S	M	T	W	T	F	S	S	M	T	W	T	F	S
						1	2	3	4	5	6	7	8
9	10	11	12	13	14	15	16	17	18	19	20	21	22
23	24	25	26	27	28	29	30	31					



# 23

June

Friday

# 24

June

Saturday



# DIARY 2023

S	M	T	W	T	F	S	S	M	T	W	T	F	S	
					1	2	3	4	5	6	7	8	9	10
11	12	13	14	15	16	17	18	19	20	21	22	23	24	June
25	26	27	28	29	30									



**25** June  
Sunday

**26** June  
Monday

# DIARY 2023

S	M	T	W	T	F	S	S	M	T	W	T	F	S
						1	2	3	4	5	6	7	8
9	10	11	12	13	14	15	16	17	18	19	20	21	22
23	24	25	26	27	28	29	30	31					



**27** June  
Tuesday

**28** June  
Wednesday

# DIARY 2023

S	M	T	W	T	F	S	S	M	T	W	T	F	S	
					1	2	3	4	5	6	7	8	9	10
11	12	13	14	15	16	17	18	19	20	21	22	23	24	June
25	26	27	28	29	30									



# 29

June

Thursday

# 30

June

Friday



# DIARY 2023

S	M	T	W	T	F	S	S	M	T	W	T	F	S
						1	2	3	4	5	6	7	8
9	10	11	12	13	14	15	16	17	18	19	20	21	22
23	24	25	26	27	28	29	30	31					



**1**

**July**

**Saturday**

**2**

**July**

**Sunday**

# DIARY 2023

S	M	T	W	T	F	S	S	M	T	W	T	F	S
								1	2	3	4	5	
6	7	8	9	10	11	12	13	14	15	16	17	18	19
20	21	22	23	24	25	26	27	28	29	30	31		

August



# 3

July

Monday

# 4

July

Tuesday

# DIARY 2023

S	M	T	W	T	F	S	S	M	T	W	T	F	S
						1	2	3	4	5	6	7	8
9	10	11	12	13	14	15	16	17	18	19	20	21	22
23	24	25	26	27	28	29	30	31					



**5**

**July**

**Wednesday**

**6**

**July**

**Thursday**

# DIARY 2023

S	M	T	W	T	F	S	S	M	T	W	T	F	S
								1	2	3	4	5	
6	7	8	9	10	11	12	13	14	15	16	17	18	19
20	21	22	23	24	25	26	27	28	29	30	31		

August



**7** July  
Friday

**8** July  
Saturday



# DIARY 2023

S	M	T	W	T	F	S	S	M	T	W	T	F	S
						1	2	3	4	5	6	7	8
9	10	11	12	13	14	15	16	17	18	19	20	21	22
23	24	25	26	27	28	29	30	31					



**9**

**July**

**Sunday**

**10**

**July**

**Monday**

# DIARY 2023

S	M	T	W	T	F	S	S	M	T	W	T	F	S
								1	2	3	4	5	
6	7	8	9	10	11	12	13	14	15	16	17	18	19
20	21	22	23	24	25	26	27	28	29	30	31		

August



# 11

July

Tuesday

# 12

July

Wednesday

# DIARY 2023

S	M	T	W	T	F	S	S	M	T	W	T	F	S
						1	2	3	4	5	6	7	8
9	10	11	12	13	14	15	16	17	18	19	20	21	22
23	24	25	26	27	28	29	30	31					



# 13

July

Thursday

# 14

July

Friday

# DIARY 2023

S	M	T	W	T	F	S	S	M	T	W	T	F	S
								1	2	3	4	5	
6	7	8	9	10	11	12	13	14	15	16	17	18	19
20	21	22	23	24	25	26	27	28	29	30	31		

August



# 15

July

Saturday

# 16

July

Sunday

# DIARY 2023

S	M	T	W	T	F	S	S	M	T	W	T	F	S
						1	2	3	4	5	6	7	8
9	10	11	12	13	14	15	16	17	18	19	20	21	22
23	24	25	26	27	28	29	30	31					



**17**

July

Monday

**18**

July

Tuesday

# DIARY 2023

S	M	T	W	T	F	S	S	M	T	W	T	F	S
								1	2	3	4	5	
6	7	8	9	10	11	12	13	14	15	16	17	18	19
20	21	22	23	24	25	26	27	28	29	30	31		

August



# 19

July

Wednesday

# 20

July

Thursday

# DIARY 2023

S	M	T	W	T	F	S	S	M	T	W	T	F	S
						1	2	3	4	5	6	7	8
9	10	11	12	13	14	15	16	17	18	19	20	21	22
23	24	25	26	27	28	29	30	31					



# 21

July

Friday

# 22

July

Saturday

# DIARY 2023

S	M	T	W	T	F	S	S	M	T	W	T	F	S
								1	2	3	4	5	
6	7	8	9	10	11	12	13	14	15	16	17	18	19
20	21	22	23	24	25	26	27	28	29	30	31		

August



# 23

July

Sunday

# 24

July

Monday



# DIARY 2023

S	M	T	W	T	F	S	S	M	T	W	T	F	S
						1	2	3	4	5	6	7	8
9	10	11	12	13	14	15	16	17	18	19	20	21	22
23	24	25	26	27	28	29	30	31					



## 25

July

Tuesday

## 26

July

Wednesday

# DIARY 2023

S	M	T	W	T	F	S	S	M	T	W	T	F	S
								1	2	3	4	5	
6	7	8	9	10	11	12	13	14	15	16	17	18	19
20	21	22	23	24	25	26	27	28	29	30	31		

August



# 27

July

Thursday

# 28

July

Friday

# DIARY 2023

S	M	T	W	T	F	S	S	M	T	W	T	F	S
						1	2	3	4	5	6	7	8
9	10	11	12	13	14	15	16	17	18	19	20	21	22
23	24	25	26	27	28	29	30	31					



# 29

July

Saturday

# 30

July

Sunday

# 31

July

Monday



# DIARY 2023

S	M	T	W	T	F	S	S	M	T	W	T	F	S
								1	2	3	4	5	
6	7	8	9	10	11	12	13	14	15	16	17	18	19
20	21	22	23	24	25	26	27	28	29	30	31		

August



1

August

Tuesday

2

August

Wednesday

# DIARY 2023

S	M	T	W	T	F	S	S	M	T	W	T	F	S
												1	2
3	4	5	6	7	8	9	10	11	12	13	14	15	16
17	18	19	20	21	22	23	24	25	26	27	28	29	30

September



# 3

## August

### Thursday

# 4

## August

### Friday

# DIARY 2023

S	M	T	W	T	F	S	S	M	T	W	T	F	S
								1	2	3	4	5	
6	7	8	9	10	11	12	13	14	15	16	17	18	19
20	21	22	23	24	25	26	27	28	29	30	31		

August



# 5

## August

### Saturday

# 6

## August

### Sunday

# DIARY 2023

S	M	T	W	T	F	S	S	M	T	W	T	F	S
												1	2
3	4	5	6	7	8	9	10	11	12	13	14	15	16
17	18	19	20	21	22	23	24	25	26	27	28	29	30

September



7

August

Monday

8

August

Tuesday



# DIARY 2023

S	M	T	W	T	F	S	S	M	T	W	T	F	S
								1	2	3	4	5	
6	7	8	9	10	11	12	13	14	15	16	17	18	19
20	21	22	23	24	25	26	27	28	29	30	31		

August



# 9

## August

### Wednesday

# 10

## August

### Thursday

# DIARY 2023

S	M	T	W	T	F	S	S	M	T	W	T	F	S
												1	2
3	4	5	6	7	8	9	10	11	12	13	14	15	16
17	18	19	20	21	22	23	24	25	26	27	28	29	30

September



**11** August  
Friday

**12** August  
Saturday

# DIARY 2023

S	M	T	W	T	F	S	S	M	T	W	T	F	S
								1	2	3	4	5	
6	7	8	9	10	11	12	13	14	15	16	17	18	19
20	21	22	23	24	25	26	27	28	29	30	31		

August



# 13

August

Sunday

# 14

August

Monday

# DIARY 2023

S	M	T	W	T	F	S	S	M	T	W	T	F	S
												1	2
3	4	5	6	7	8	9	10	11	12	13	14	15	16
17	18	19	20	21	22	23	24	25	26	27	28	29	30

September



**15** August  
Tuesday

**16** August  
Wednesday

# DIARY 2023

S	M	T	W	T	F	S	S	M	T	W	T	F	S
								1	2	3	4	5	6
7	8	9	10	11	12	13	14	15	16	17	18	19	20
21	22	23	24	25	26	27	28	29	30	31			

August



**17** August  
Thursday

**18** August  
Friday

# DIARY 2023

S	M	T	W	T	F	S	S	M	T	W	T	F	S
												1	2
3	4	5	6	7	8	9	10	11	12	13	14	15	16
17	18	19	20	21	22	23	24	25	26	27	28	29	30

September



**19** August  
Saturday

**20** August  
Sunday

# DIARY 2023

S	M	T	W	T	F	S	S	M	T	W	T	F	S
								1	2	3	4	5	6
7	8	9	10	11	12	13	14	15	16	17	18	19	20
21	22	23	24	25	26	27	28	29	30	31			

August



**21** August  
Monday

**22** August  
Tuesday

# DIARY 2023

S	M	T	W	T	F	S	S	M	T	W	T	F	S
												1	2
3	4	5	6	7	8	9	10	11	12	13	14	15	16
17	18	19	20	21	22	23	24	25	26	27	28	29	30

September



# 23

## August

### Wednesday

# 24

## August

### Thursday



# DIARY 2023

S	M	T	W	T	F	S	S	M	T	W	T	F	S
								1	2	3	4	5	6
7	8	9	10	11	12	13	14	15	16	17	18	19	20
21	22	23	24	25	26	27	28	29	30	31			

August



**25** August  
Friday

**26** August  
Saturday

# DIARY 2023

S	M	T	W	T	F	S	S	M	T	W	T	F	S
												1	2
3	4	5	6	7	8	9	10	11	12	13	14	15	16
17	18	19	20	21	22	23	24	25	26	27	28	29	30

September



**27** August  
Sunday

**28** August  
Monday



# 29

August

Tuesday

# 30

August

Wednesday

# 31

August

Thursday



# DIARY 2023

S	M	T	W	T	F	S	S	M	T	W	T	F	S
												1	2
3	4	5	6	7	8	9	10	11	12	13	14	15	16
17	18	19	20	21	22	23	24	25	26	27	28	29	30

September



# 1

## September

Friday

# 2

## September

Saturday

# DIARY 2023

S	M	T	W	T	F	S	S	M	T	W	T	F	S
1	2	3	4	5	6	7	8	9	10	11	12	13	14
15	16	17	18	19	20	21	22	23	24	25	26	27	28
29	30	31											

October



# 3

## September

Sunday

# 4

## September

Monday

# DIARY 2023

S	M	T	W	T	F	S	S	M	T	W	T	F	S
												1	2
3	4	5	6	7	8	9	10	11	12	13	14	15	16
17	18	19	20	21	22	23	24	25	26	27	28	29	30

September



# 5

## September

Tuesday

# 6

## September

Wednesday

# DIARY 2023

S	M	T	W	T	F	S	S	M	T	W	T	F	S
1	2	3	4	5	6	7	8	9	10	11	12	13	14
15	16	17	18	19	20	21	22	23	24	25	26	27	28
29	30	31											

October



# 7

## September

Thursday

# 8

## September

Friday



# DIARY 2023

S	M	T	W	T	F	S	S	M	T	W	T	F	S
												1	2
3	4	5	6	7	8	9	10	11	12	13	14	15	16
17	18	19	20	21	22	23	24	25	26	27	28	29	30

September



# 9

## September

### Saturday

# 10

## September

### Sunday

# DIARY 2023

S	M	T	W	T	F	S	S	M	T	W	T	F	S
1	2	3	4	5	6	7	8	9	10	11	12	13	14
15	16	17	18	19	20	21	22	23	24	25	26	27	28
29	30	31											

October



# 11

## September

Monday

# 12

## September

Tuesday

# DIARY 2023

S	M	T	W	T	F	S	S	M	T	W	T	F	S
												1	2
3	4	5	6	7	8	9	10	11	12	13	14	15	16
17	18	19	20	21	22	23	24	25	26	27	28	29	30

September



**13** September  
Wednesday

**14** September  
Thursday

# DIARY 2023

S	M	T	W	T	F	S	S	M	T	W	T	F	S
1	2	3	4	5	6	7	8	9	10	11	12	13	14
15	16	17	18	19	20	21	22	23	24	25	26	27	28
29	30	31											

October



**15** September  
Friday

**16** September  
Saturday

# DIARY 2023

S	M	T	W	T	F	S	S	M	T	W	T	F	S
												1	2
3	4	5	6	7	8	9	10	11	12	13	14	15	16
17	18	19	20	21	22	23	24	25	26	27	28	29	30

September



**17** September  
Sunday

**18** September  
Monday

# DIARY 2023

S	M	T	W	T	F	S	S	M	T	W	T	F	S
1	2	3	4	5	6	7	8	9	10	11	12	13	14
15	16	17	18	19	20	21	22	23	24	25	26	27	28
29	30	31											

October



**19** September  
Tuesday

**20** September  
Wednesday

# DIARY 2023

S	M	T	W	T	F	S	S	M	T	W	T	F	S
												1	2
3	4	5	6	7	8	9	10	11	12	13	14	15	16
17	18	19	20	21	22	23	24	25	26	27	28	29	30

September



# 21

September

Thursday

# 22

September

Friday

# DIARY 2023

S	M	T	W	T	F	S	S	M	T	W	T	F	S
1	2	3	4	5	6	7	8	9	10	11	12	13	14
15	16	17	18	19	20	21	22	23	24	25	26	27	28
29	30	31											

October



# 23

## September

### Saturday

# 24

## September

### Sunday



# DIARY 2023

S	M	T	W	T	F	S	S	M	T	W	T	F	S
												1	2
3	4	5	6	7	8	9	10	11	12	13	14	15	16
17	18	19	20	21	22	23	24	25	26	27	28	29	30

September



# 25

September

Monday

# 26

September

Tuesday

# DIARY 2023

S	M	T	W	T	F	S	S	M	T	W	T	F	S
1	2	3	4	5	6	7	8	9	10	11	12	13	14
15	16	17	18	19	20	21	22	23	24	25	26	27	28
29	30	31											

October



# 27

## September

Wednesday

# 28

## September

Thursday

# DIARY 2023

S	M	T	W	T	F	S	S	M	T	W	T	F	S
												1	2
3	4	5	6	7	8	9	10	11	12	13	14	15	16
17	18	19	20	21	22	23	24	25	26	27	28	29	30

September



# 29

## September

Friday

# 30

## September

Saturday



# DIARY 2023

S	M	T	W	T	F	S	S	M	T	W	T	F	S
1	2	3	4	5	6	7	8	9	10	11	12	13	14
15	16	17	18	19	20	21	22	23	24	25	26	27	28
29	30	31											

October



**1** October  
Sunday

**2** October  
Monday

# DIARY 2023

S	M	T	W	T	F	S	S	M	T	W	T	F	S			
						1	2	3	4	5	6	7	8	9	10	11
12	13	14	15	16	17	18	19	20	21	22	23	24	25			
26	27	28	29	30												

November



# 3

October

Tuesday

# 4

October

Wednesday

# DIARY 2023

S	M	T	W	T	F	S	S	M	T	W	T	F	S
1	2	3	4	5	6	7	8	9	10	11	12	13	14
15	16	17	18	19	20	21	22	23	24	25	26	27	28
29	30	31											

October



**5**

**October**

Thursday

**6**

**October**

Friday

# DIARY 2023

S	M	T	W	T	F	S	S	M	T	W	T	F	S			
						1	2	3	4	5	6	7	8	9	10	11
12	13	14	15	16	17	18	19	20	21	22	23	24	25			
26	27	28	29	30												

November



**7**

**October**

**Saturday**

**8**

**October**

**Sunday**



# DIARY 2023

S	M	T	W	T	F	S	S	M	T	W	T	F	S
1	2	3	4	5	6	7	8	9	10	11	12	13	14
15	16	17	18	19	20	21	22	23	24	25	26	27	28
29	30	31											

October



9

October

Monday

10

October

Tuesday

# DIARY 2023

S	M	T	W	T	F	S	S	M	T	W	T	F	S			
						1	2	3	4	5	6	7	8	9	10	11
12	13	14	15	16	17	18	19	20	21	22	23	24	25			
26	27	28	29	30												

November



# 11

October

Wednesday

# 12

October

Thursday

# DIARY 2023

S	M	T	W	T	F	S	S	M	T	W	T	F	S
1	2	3	4	5	6	7	8	9	10	11	12	13	14
15	16	17	18	19	20	21	22	23	24	25	26	27	28
29	30	31											

October



**13** October  
Friday

**14** October  
Saturday

# DIARY 2023

S	M	T	W	T	F	S	S	M	T	W	T	F	S			
						1	2	3	4	5	6	7	8	9	10	11
12	13	14	15	16	17	18	19	20	21	22	23	24	25			
26	27	28	29	30												

November



**15** October  
Sunday

**16** October  
Monday

# DIARY 2023

S	M	T	W	T	F	S	S	M	T	W	T	F	S
1	2	3	4	5	6	7	8	9	10	11	12	13	14
15	16	17	18	19	20	21	22	23	24	25	26	27	28
29	30	31											

October



**17** October  
Tuesday

**18** October  
Wednesday

# DIARY 2023

S	M	T	W	T	F	S	S	M	T	W	T	F	S			
						1	2	3	4	5	6	7	8	9	10	11
12	13	14	15	16	17	18	19	20	21	22	23	24	25	November		
26	27	28	29	30												



**19** October  
Thursday

**20** October  
Friday

# DIARY 2023

S	M	T	W	T	F	S	S	M	T	W	T	F	S
1	2	3	4	5	6	7	8	9	10	11	12	13	14
15	16	17	18	19	20	21	22	23	24	25	26	27	28
29	30	31											

October



**21** October  
Saturday

**22** October  
Sunday

# DIARY 2023

S	M	T	W	T	F	S	S	M	T	W	T	F	S			
						1	2	3	4	5	6	7	8	9	10	11
12	13	14	15	16	17	18	19	20	21	22	23	24	25			
26	27	28	29	30												

November



# 23

October

Monday

# 24

October

Tuesday



# DIARY 2023

S	M	T	W	T	F	S	S	M	T	W	T	F	S
1	2	3	4	5	6	7	8	9	10	11	12	13	14
15	16	17	18	19	20	21	22	23	24	25	26	27	28
29	30	31											

October



**25** October  
Wednesday

**26** October  
Thursday

# DIARY 2023

S	M	T	W	T	F	S	S	M	T	W	T	F	S			
						1	2	3	4	5	6	7	8	9	10	11
12	13	14	15	16	17	18	19	20	21	22	23	24	25			
26	27	28	29	30												

November



# 27

October

Friday

# 28

October

Saturday

# DIARY 2023

S	M	T	W	T	F	S	S	M	T	W	T	F	S
1	2	3	4	5	6	7	8	9	10	11	12	13	14
15	16	17	18	19	20	21	22	23	24	25	26	27	28
29	30	31											

October



**29** October  
Sunday

**30** October  
Monday

**31** October  
Tuesday



# DIARY 2023

S	M	T	W	T	F	S	S	M	T	W	T	F	S			
						1	2	3	4	5	6	7	8	9	10	11
12	13	14	15	16	17	18	19	20	21	22	23	24	25			
26	27	28	29	30												

November



**1**

**November**

Wednesday

**2**

**November**

Thursday

# DIARY 2023

S	M	T	W	T	F	S	S	M	T	W	T	F	S	
						1	2	3	4	5	6	7	8	9
10	11	12	13	14	15	16	17	18	19	20	21	22	23	
24	25	26	27	28	29	30	31							

December



# 3

## November

### Friday

# 4

## November

### Saturday

S	M	T	W	T	F	S	S	M	T	W	T	F	S			
						1	2	3	4	5	6	7	8	9	10	11
12	13	14	15	16	17	18	19	20	21	22	23	24	25			
26	27	28	29	30												



# 5

## November

Sunday

# 6

## November

Monday

# DIARY 2023

S	M	T	W	T	F	S	S	M	T	W	T	F	S	
						1	2	3	4	5	6	7	8	9
10	11	12	13	14	15	16	17	18	19	20	21	22	23	
24	25	26	27	28	29	30	31							

December



# 7

## November

Tuesday

# 8

## November

Wednesday



S	M	T	W	T	F	S	S	M	T	W	T	F	S			
						1	2	3	4	5	6	7	8	9	10	11
12	13	14	15	16	17	18	19	20	21	22	23	24	25			
26	27	28	29	30												



9

November

Thursday

10

November

Friday

# DIARY 2023

S	M	T	W	T	F	S	S	M	T	W	T	F	S	
						1	2	3	4	5	6	7	8	9
10	11	12	13	14	15	16	17	18	19	20	21	22	23	
24	25	26	27	28	29	30	31							

December



# 11

## November

Saturday

# 12

## November

Sunday

S	M	T	W	T	F	S	S	M	T	W	T	F	S			
						1	2	3	4	5	6	7	8	9	10	11
12	13	14	15	16	17	18	19	20	21	22	23	24	25			
26	27	28	29	30												



# 13

## November

Monday

# 14

## November

Tuesday

# DIARY 2023

S	M	T	W	T	F	S	S	M	T	W	T	F	S	
						1	2	3	4	5	6	7	8	9
10	11	12	13	14	15	16	17	18	19	20	21	22	23	
24	25	26	27	28	29	30	31							

December



# 15

## November

Wednesday

# 16

## November

Thursday

# DIARY 2023

S	M	T	W	T	F	S	S	M	T	W	T	F	S			
						1	2	3	4	5	6	7	8	9	10	11
12	13	14	15	16	17	18	19	20	21	22	23	24	25			
26	27	28	29	30												

November



# 17

## November

Friday

# 18

## November

Saturday



**19**

**November**

Sunday

**20**

**November**

Monday

# DIARY 2023

S	M	T	W	T	F	S	S	M	T	W	T	F	S			
						1	2	3	4	5	6	7	8	9	10	11
12	13	14	15	16	17	18	19	20	21	22	23	24	25			
26	27	28	29	30												

November



# 21

## November

Tuesday

# 22

## November

Wednesday



# 23

## November

### Thursday

# 24

## November

### Friday



# DIARY 2023

S	M	T	W	T	F	S	S	M	T	W	T	F	S			
						1	2	3	4	5	6	7	8	9	10	11
12	13	14	15	16	17	18	19	20	21	22	23	24	25			
26	27	28	29	30												

November



# 25

## November

### Saturday

# 26

## November

### Sunday

# DIARY 2023

S	M	T	W	T	F	S	S	M	T	W	T	F	S	
						1	2	3	4	5	6	7	8	9
10	11	12	13	14	15	16	17	18	19	20	21	22	23	
24	25	26	27	28	29	30	31							

December



**27** November  
Monday

**28** November  
Tuesday

# DIARY 2023

S	M	T	W	T	F	S	S	M	T	W	T	F	S
						1	2	3	4	5	6	7	8
9	10	11	12	13	14	15	16	17	18	19	20	21	22
23	24	25	26	27	28	29	30						

November



# 29

## November

### Wednesday

# 30

## November

### Thursday



# DIARY 2023

S	M	T	W	T	F	S	S	M	T	W	T	F	S	
						1	2	3	4	5	6	7	8	9
10	11	12	13	14	15	16	17	18	19	20	21	22	23	
24	25	26	27	28	29	30	31							

December



# 1

## December

Friday

# 2

## December

Saturday

# DIARY 2023

S	M	T	W	T	F	S	S	M	T	W	T	F	S
	1	2	3	4	5	6	7	8	9	10	11	12	13
14	15	16	17	18	19	20	21	22	23	24	25	26	27
28	29	30	31										

January 24



# 3

## December

### Sunday

# 4

## December

### Monday

# DIARY 2023

S	M	T	W	T	F	S	S	M	T	W	T	F	S	
						1	2	3	4	5	6	7	8	9
10	11	12	13	14	15	16	17	18	19	20	21	22	23	
24	25	26	27	28	29	30	31							

December



# 5

## December

### Tuesday

# 6

## December

### Wednesday

# DIARY 2023

S	M	T	W	T	F	S	S	M	T	W	T	F	S
	1	2	3	4	5	6	7	8	9	10	11	12	13
14	15	16	17	18	19	20	21	22	23	24	25	26	27
28	29	30	31										

January 24



# 7

## December

### Thursday

# 8

## December

### Friday



# DIARY 2023

S	M	T	W	T	F	S	S	M	T	W	T	F	S	
						1	2	3	4	5	6	7	8	9
10	11	12	13	14	15	16	17	18	19	20	21	22	23	
24	25	26	27	28	29	30	31							

December



# 9

## December

### Saturday

# 10

## December

### Sunday

# DIARY 2023

S	M	T	W	T	F	S	S	M	T	W	T	F	S
	1	2	3	4	5	6	7	8	9	10	11	12	13
14	15	16	17	18	19	20	21	22	23	24	25	26	27
28	29	30	31										

January 24



# 11

## December

Monday

# 12

## December

Tuesday



## 13 December Wednesday

## 14 December Thursday

# DIARY 2023

S	M	T	W	T	F	S	S	M	T	W	T	F	S
	1	2	3	4	5	6	7	8	9	10	11	12	13
14	15	16	17	18	19	20	21	22	23	24	25	26	27
28	29	30	31										

January 24



**15** December  
Friday

**16** December  
Saturday

# DIARY 2023

S	M	T	W	T	F	S	S	M	T	W	T	F	S	
						1	2	3	4	5	6	7	8	9
10	11	12	13	14	15	16	17	18	19	20	21	22	23	
24	25	26	27	28	29	30	31							

December



# 17

## December

Sunday

# 18

## December

Monday

# DIARY 2023

S	M	T	W	T	F	S	S	M	T	W	T	F	S
	1	2	3	4	5	6	7	8	9	10	11	12	13
14	15	16	17	18	19	20	21	22	23	24	25	26	27
28	29	30	31										

January 24



# 19

## December

Tuesday

# 20

## December

Wednesday

# DIARY 2023

S	M	T	W	T	F	S	S	M	T	W	T	F	S	
						1	2	3	4	5	6	7	8	9
10	11	12	13	14	15	16	17	18	19	20	21	22	23	
24	25	26	27	28	29	30	31							

December



# 21

December

Thursday

# 22

December

Friday

# DIARY 2023

S	M	T	W	T	F	S	S	M	T	W	T	F	S
	1	2	3	4	5	6	7	8	9	10	11	12	13
14	15	16	17	18	19	20	21	22	23	24	25	26	27
28	29	30	31										

January 24



# 23

## December

### Saturday

# 24

## December

### Sunday



# DIARY 2023

S	M	T	W	T	F	S	S	M	T	W	T	F	S	
						1	2	3	4	5	6	7	8	9
10	11	12	13	14	15	16	17	18	19	20	21	22	23	
24	25	26	27	28	29	30	31							

December



# 25

## December

### Monday

# 26

## December

### Tuesday

# DIARY 2023

S	M	T	W	T	F	S	S	M	T	W	T	F	S
	1	2	3	4	5	6	7	8	9	10	11	12	13
14	15	16	17	18	19	20	21	22	23	24	25	26	27
28	29	30	31										

January 24



# 27

## December

### Wednesday

# 28

## December

### Thursday



# 29

## December

Friday

# 30

## December

Saturday

# 31

## December

Sunday























**HON'BLE DIGNITARIES****GOVERNOR'S OFFICE**

S.No	Name of the VIP / Officer	Phone Numbers	
		Office/Fax	Email ID
1	Sri. Biswabhusan Harichandan His Excellency Governor of A.P. & Hon'ble Chancellor of the State Universities	0866-2428950	governor.andhrapradesh@gmail.com
2	Shri R.P.Sisodia, IAS Secretary to Governor	0866-2428960	secy-governor@ap.gov.in

**CHIEF MINISTER'S OFFICE**

S.No	Name of the VIP / Officer	Phone Numbers	
		Office/Fax	Email ID
1	Sri Y. S. Jagan Mohan Reddy Hon'ble Chief Minister Govt. of Andhra Pradesh	0863-244152	cm@ap.gov.in
2	Sri AjeyaKallam, IAS(Retd.) Principal Advisor to C.M	-	prladv-cm@ap.gov.in
3	Dr. (Smt.) Poonam Malakondaiah, IAS Special Chief Secretary to Chief Minister	0863-2446675	-
4	Sri K. Dhanajaya Reddy, IAS Secretary to Chief Minister	0863-2446624	addlsecy.apcm@gmail.com
5	Sri Mutyalaraju Revu, IAS Additional Secretary to Chief Minister	-	-
6	Dr. Narayana Bharath Gupta, IAS Joint Secretary to Chief Minister	-	-
7	Sri Krishna Duvvuri Special Secretary to Chief Minister	-	-
8	Sri R.Dhananjaya Reddy Advisor to Chief Minister	-	-
9	Dr. Mukthapuram Hari Krishna Special Secretary to Chief Minister	0863-2441111	splofficer-cm@ap.gov.in
10	Sri P. Krishna Mohan Reddy Officer on Special Duty to Chief Minister	0863-2446608	osd-cmap@ap.gov.in
11	Sri AvinashIragavarapu Executive Assistant to Chief Minister	-	-
12	Sri K. Nageswara Reddy Additional Private Secretary to Chief Minister	0863-2488888	Addl-pstocm@ap.gov.in
13	Sri Pudi Srihari Chief Public Relations Officer to Chief Minister	-	sreeharipudi@gmail.com

## HON'BLE MINISTERS

S.No	Name of the VIP / Officer Sri/Smt	Office/Fax	Email.Id
1.	Sri Y. S. Jagan Mohan Reddy Hon'ble Chief Minister, General Administration Department, Law & Order and all other subjects not allocated to any Minister.	0863-244152	cm@ap.gov.in
2.	Sri. Rajanna Dora Peedika Deputy Chief Minister Tribal Welfare	0863-2445999	peedika.rajannadora@ap.gov.in
3.	Sri Budi Mutyala Naidu Deputy Chief Minister Panchayat Raj & Rural Development	0863-2445993	budi.mutyalanaidu@ap.gov.in
4.	Sri Kottu Satyanarayana Deputy Chief Minister Endowments	-	kottu.satyanarayana@ap.gov.in
5.	Sir.K.Narayana Swamy Deputy Chief Minister, Excise	0863-2444994	narayana.kalturu@ap.gov.in
6.	Sri Amzath Basha Shaik Bepari Deputy Chief Minister, Minority Welfare	0863-2443436	amzath.basha@ap.gov.in
7.	Sri DharmanaPrasada Rao Minister Revenue, Registrations & Stamps	0863-2442031	dharmana.prasadarao@ap.gov.in
8.	Sri SeediriAppala Raju Minister Animal Husbandary, Dairy Development and Fisheries	0863-2444363	seediri.appalaraju@ap.gov.in
9.	Sri Botcha Satyanarayana Minister, Education	0863-2444687	satyanarayana.botcha@ap.gov.in
10.	Sri Gudivada Amarnath Minister Industries & Commerce, Infrastructure & Investment, Information Technology	0863-2444505	gudivada.amarnath@ap.gov.in
11.	Sri Dadiseti Ramalingeswara Rao Minister Roads & Buildings	-	d.ramalingeswararao@ap.gov.in
12.	Sri Pinipe Viswarupu Minister, Transport	0863-2444372	viswarupu.pinipe@ap.gov.in
13.	Sri Chelluboyina Sirnivasa Venugopala Krishna, Minister Backward Classes Welfare, Information & Public Relations, Cinematography	0863-2442600	csv.gopalakrishna@ap.gov.in
14.	Smt. Taneti Vanitha Minister Home & Disaster Management	0863-2442150	vanita.taneti@ap.gov.in
15.	Sri Karumuri Venkata Nageswara Rao Minister Civil Supplies & Consumer Affairs	0863-2444757	karumuri.vnrao@ap.gov.in
16.	Sri Jogi Ramesh Minister Housing	0863-2444681	jogi.ramesh@ap.gov.in
17.	Sri Merugu Nagarjuna Minister Social Welfare	0863-2443343	merugu.nagarjuna@ap.gov.in
18.	Smt. Vidadala Rajini Minister Health, Family Welfare & Medical Education	-	vidadala.rajini@ap.gov.in

19.	Sri Ambati Rambabu Minister Water Resources	0866-2428810	ambati.rambabu@ap.gov.in
20.	Sri Audimulapu Suresh Minister Municipal Administration & Urban Development	0863-2442176	suresh.audimulapu@ap.gov.in
21.	Sri KakaniGovardhana Reddy Minister Agriculture & Cooperation, Marketing, Food Processing	-	-
22.	Sri Peddireddi Ramachandra Reddy Minister Energy, Forest, Environment, Science & Technology; Mines & Geology	0863-2442572	peddireddi.rcr@ap.gov.in
23.	Smt.R.K.Roja Minister Tourism, Culture & Youth Advancement	0863-2443747	r.k.roja@ap.gov.in
24.	Sri BugganaRajendranath Reddy Minister Finance & Planning, Commercial Taxes, Legislative Affairs, Skill Development & Training	0863-2442037	rajendranath.b@ap.gov.in
25.	Sri Gummanur Jayaram Minister Labour, Employment, Training, Factories	0863-2443920	jayaram.gummanur@ap.gov.in
26.	Smt. K.V. Usha Shricharan Minister Women,Children,Differently abled and Senior Citizens Welfare	0863-2594525	kv.ushasricharan@ap.gov.in

**Hon'ble Chief Secretary of the State**

27.	Dr. K.S.Jawahar Reddy, IAS	0863 -2441024	cs@ap.gov.in
-----	----------------------------	---------------	--------------

**AP INFORMATION COMMISSION**

S.No	Name of the VIP / Officer	Office / Fax	Email Id
1	Sri R. Mahaboob Basha Chief Information Commissioner	0863-2387310	<a href="mailto:sic.ap@gov.in">sic.ap@gov.in</a> <a href="mailto:cic-apic@ap.gov.in">cic-apic@ap.gov.in</a>
2	Sri B.V.Ramana Kumar, IPS(Retd.) State Information Commissioner	0863-2387312	<a href="mailto:sic.ap@gov.in">sic.ap@gov.in</a> <a href="mailto:ramanakumar.b@ap.gov.in">ramanakumar.b@ap.gov.in</a>
3	Sri Katta Janardhana Rao State Information Commissioner	0863-2387313	<a href="mailto:sic.ap@gov.in">sic.ap@gov.in</a> <a href="mailto:janardhanararao.katta@ap.gov.in">janardhanararao.katta@ap.gov.in</a>
4	Sri Ilapuram Raja State Information Commissioner	0863-2387314	<a href="mailto:sic.ap@gov.in">sic.ap@gov.in</a> <a href="mailto:raja.ilapuram@ap.gov.in">raja.ilapuram@ap.gov.in</a>
5	Sri R.Srinivasa Rao State Information Commissioner	0863-2387315	<a href="mailto:sic-ap@gov.in">sic-ap@gov.in</a> <a href="mailto:sic5-apic@ap.gov.in">sic5-apic@ap.gov.in</a>
6	Sri Ulachala Hari Prasada Reddy State Information Commissioner	0863-2387316	<a href="mailto:sic.ap@gov.in">sic.ap@gov.in</a> <a href="mailto:sic6-apic@ap.gov.in">sic6-apic@ap.gov.in</a>
7	Sri Kakarla Chenna Reddy State Information Commissioner	0863-2387317	<a href="mailto:sic-ap@gov.in">sic-ap@gov.in</a> <a href="mailto:sic7-apic@ap.gov.in">sic7-apic@ap.gov.in</a>
8	Sri P. Samuel Jonathan State Information Commissioner	0863-2387311	<a href="mailto:sic-ap@gov.in">sic-ap@gov.in</a> <a href="mailto:sic8-apic@ap.gov.in">sic8-apic@ap.gov.in</a>



## OFFICERS OF THE EDUCATION DEPARTMENT

S.No	Name of the VIP / Officer Sri/Smt	Office/Fax	Email. Id
<b>School Education</b>			
1	Sri. Praveen Prakash, IAS, Principal Secretary to Government School Edn. Dept. (School Education)	0863 - 2444270	secy.se.edn@gmail.com
2	Sri S. Suresh Kumar, IAS Commissioner, School Education	0866 - 2883941	csepeshi@apschooledu.in
<b>Intermediate Education</b>			
1	Sri M.V. Seshagiri Babu, IAS Commissioner, Intermediate Education	0863-2226489 9441155736	cie.peshi@gmail.com
<b>Director, Adult Education</b>			
1	Sri Y.V.S.Suryanarayana	0866-23382397 7032909181	apslma.saaksharbharat@gmail.com

<b>Higher &amp; Technical Education Department</b>			
1	Sri J. Syamala Rao, I.A.S., Principal Secretary to Government	0863-2444322	prlsecy_he@ap.gov.in
2	Y.Venkatapathi Rao, Joint Secretary to Government	95428 55000 0863-2444708	dsvenkata123@gmail.com
3	Sri Raghuvveeranjinneyulu Deputy Secretary to Government	9440832946	-
4	D. Nagabhusana Rao, Asst. Secy to Government	77299 77778 0863-2444700	-
5	K. Eswari, Asst. Secy to Government	96402 45000 0863-2444704	-
6	SSN Rajeswari, PS to Secretary to Govt.	96665 50646 0863-2444322	prlsecy_he@ap.gov.in
7	Sakalareddy OSD	7893863111 0863-2444298	-
8	K. Rama Krishna, Section Officer - OP	90102 04276 0863-2444701	sectionopo9@gmail.com
9	P. Trimurthulu, Section Officer - UE	72870 66677 0863-2444826	apuniversity16@gmail.com
10	A. Naveen Kumar, Section Officer - CE	99599 33240 0863-2444823	cesection2016@gmail.com
11	G.Pavan Kumar Reddy Section Officer - VC	9703704080 0863-2444833	vcsection.aphe@gmail.com
12	Srinivas Section Officer - EC	9542445270 0863-2444818	sectionofficerec@gmail.com
13	Ashok Section Officer - MC	9642479663 0863-2444697	sectionmc9@gmail.com

<b>Young Professionals working in HE Department</b>			
14	Karthik PalaMani	9966779020	<a href="mailto:apheconsultants@gmail.com">apheconsultants@gmail.com</a>
15	Aishwarya N Legal Consultant	97394 50465	-

**Directorate of Collegiate Education**

1	Sri Pola Bhaskar, IAS Special Commissioner for Collegiate Education	0866-2970423	jkcmc.cce@gmail.com
2	Dr.R.David Kumar Swamy Joint Director	9989334981	-
3	Dr.Ch.Tulasi Academic Guidance Officer	630997443	ago.cceap@gmail.com

**Directorate of Technical Education**

1	Smt. C. Naga Rani, IAS Director of Technical Education	08645 293182-	commr_te@ap.gov.in
2	Sri V. Padma Rao Joint Director	7901620001	jddteap@gmail.com
3	Sri K.Vijaya Bhaskar Secretary - SBTET	99123 42198	secretaryap2019@gmail.com

**Finance Department**

1	Shamsher Sing Rawat, IAS Special Chief Secretary to Government (PFS)	0863-2442488 9849048687	peshi-pfs@ap.gov.in
2	Dr.K.V.V.Satyanarayan, IRAS Spl.Secretary (B&IF)	0863-2442496 9705778688	secyfinanceba@gmail.com
3	Sri.N.Gulzar,IAS Secretary to Government	0863-2442500	-
4	Dr. K.V.V.Satyanarayana, IRAS Secretary to Government (B,IF)	0863-2442496	secyfinanceba@gmail.com
5	Sri S.Narasimha Reddy, IAS Special Secretary to Government	0863-2442011	-

**Skill Development Corporation**

1	Sri.SaurabhGaur,IAS Principal Secretary to Government (FAC)	-	prsecy-sdt@ap.gov.in
2	Sri Konduru Ajay Reddy Chairman	-	chairman@apssdc.in
3	Sri S.Satyanarayana, IAS Managing Director	08645-246000	<a href="mailto:appsdc@ap.gov.in">appsdc@ap.gov.in</a> ceo@appsdc.in
4	Sri Pola Bhaskar, IAS Director	-	peshi.cce@gmail.com
5	Smt.B.LavanyaVeni, IAS Director	0866-2477328	apcet.trg@gmail.com
6	Sri Maheswara Reddy CEO, SEEDAP - Director	0866-2951144	seedapceo@gmail.com
7	Sri. RCM Reddy, IAS (Retd) Director	-	reddyrcm@ilfsindia.com
8	Sri Prakash Sharma Director	-	prakash.sharma@nsdcindia.org
9	Sri Nagesh CEO & Secretary	-	knagesh@hpcl.in
10	Sri Dr.Avanish Kumar Director	-	avanish.kumar@gmrgroup.in

**State Reorganisation Department**

1	L. Prema Chandra Reddy, IAS (Retd.) EO Principal Secretary	040-23450819 9849084899	reddypl@nic.in
---	---	----------------------------	----------------

**RUSA**

1	Sri.Pola Bhaskar, IAS State Project Director, RUSA	7893374444	<a href="mailto:apsprusa@gmail.com">apsprusa@gmail.com</a>
---	---	------------	--

**Director of Treasuries and Accounts**

1	Dr. N. Mohana Rao Director	0866-2884001 9848778475	<a href="mailto:director.dta@gmail.com">director.dta@gmail.com</a>
2	D. Surendra Babu Addl. Director	0866-2884001 9981348814	<a href="mailto:surendradatti@gmail.com">surendradatti@gmail.com</a>
3	P.Srinivasulu Naik Jt.Director	0866-2884001 9848778476	<a href="mailto:dta.jointdirector@gmail.com">dta.jointdirector@gmail.com</a>

**Director of State Audit**

1	Sri.R.Hari Prakash Director	0866 2884004 9848779542	<a href="mailto:hariprakash.r63@ap.gov.in">hariprakash.r63@ap.gov.in</a>
2	Sri.Rama Chandra Reddy Joint Director (F.A.C)	7032830232	<a href="mailto:rddzone1vsp@gmail.com">rddzone1vsp@gmail.com</a>

**AP Bhavan, New Delhi**

1	Sri Aditya Nath Das, IAS Principal Resident Commissioner Govt., of Andhra Pradesh	011 - 23387089 011 - 23381947	<a href="mailto:rcapbnd@gmail.com">rcapbnd@gmail.com</a>
---	---	----------------------------------	--

"The greatest task of education isn't merely to collect facts, but to know human and make oneself known to human".

- Rabindranath Tagore



"Kids don't remember what you try to teach them.  
They remember what you are ".

- Jim Henson

## UNIVERSITIES IN AP AT A GLANCE

State Universities / Institutes		
<b>Conventional Univ.</b>	<b>11</b>	
	Andhra University, Visakhapatnam	1926
	Sri Venkateswara University, Tirupati, Chittoor Dist.	1954
	Acharya Nagarjuna University, Guntur	1976
	Sri Krishnadevaraya University, Ananthapur	1981
	AdikaviNannaya University, Rajahmundry, East Godavari Dist.	2006
	Yogi Vemana University, Kadapa	2006
	Dr. B. R. Ambedkar University, Srikakulam	2008
	Krishna University, Machilipatnam, Krishna Dist.	2008
	Rayalaseema University, Kurnool	2008
	VikramaSimhapuri University, Nellore	2008
	Andhra Kesari University, Ongole	2022
<b>Specialized Univ/ Instt</b>	<b>18</b>	
	Acharya N.G Ranga AgriculturalUniv., Guntur	1964
	Dr.B.R.Ambedkar Open University	1982
	PottiSreeramulu Telugu University	1985
	Dr.NTR University of Health Sciences, Vijayawada	1986
	Sri Venkateswara Institute of Medical Sciences, Tirupati, Chittoor	1993
	Sri Padmavathi Mahila Viswa Vidyalayam, Tirupati, Chittoor	1983
	Dravidian University, Kuppam, Chittoor	1997
	Sri Venkateswara Veterinary Univ., Tirupati, Chittoor	2005
	Sri Venkateswara Vedic University, Tirupati, Chittoor	2006
	Dr.YSR Horticultural University, West Godavari	2007
	Jawaharlal Nehru Technological University, Kakinada, EG Dist.	2008
	Jawaharlal Nehru Technological University, Anantapur	2008
	Dr. YSR Architecture and Fine Arts University, Kadapa	2008
	Rajiv Gandhi Univ of Knowledge Technologies, Kadapa	2008
	DamodaramSanjivayya National Law, Visakhapatnam	2008
	Dr. Abdul Haq Urdu University, Kurnool	2016
	Cluster University, Kurnool	200
	Jawaharlal Nehru Technological University, Vizianagaram	2021
<b>Total</b>	<b>29</b>	

<b>State Private Univ.</b>	<b>8</b>		
		SRM University, Amaravathi, Guntur	2017
		VIT-AP University, Amaravathi, Guntur	2017
		KREA University Campus, Sricity, Chittoor	2017
		Centurion University, Visakhapatnam	2017
		Saveetha Amaravathi University, Amaravathi. Guntur	2017
		BEST Innovation University, Ananthapur	2018
		Apollo University, Chittoor	2021
		Mohan Babu University, Tirupati, Chittoor	2022
<b>Central University</b>	<b>03</b>		
		National Sanskrit University Tirupati, Chittoor	1987
		Central University of Andhra Pradesh, Anantapur	2018
		Central Tribal University, Vizianagaram	2018
<b>Central Institute</b>	<b>09</b>		
		School of Planning and Architecture (SPA-V), Vijayawada	2008
		Indian Institute of Information Technology (IIIT), Sricity, Chittoor	2013
		Indian Institute of Management (IIM), Visakhapatnam	2015
		Indian Institute of Technology (IIT), Tirupati, Chittoor	2015
		Indian Institute of Information Technology Design and Manufacturing, Kurnool	2015
		Indian Institute of Science Edn and Research (IISER), Tirupati	2015
		National Institute of Technology AP (NIT), Tadepalligudem. WG Dist	2015
		Indian Institute of Petroleum and Energy (IIPE), Visakhapatnam	2016
		National Institute of Design, Guntur	2015
<b>Deemed to be Univ.</b>	<b>04</b>		
		Sri Sathya Sai Institute of Higher Learning Puttaparthi, Ananthapur	1981
		GITAM Deemed to be, Visakhapatnam	2007
		KL Deemed to be University, Guntur	2009
		Vignan Deemed to be University, Guntur	2009
<b>Grand Total</b>	<b>53</b>		

# UNIVERSITIES IN THE STATE OF ANDHRA PRADESH

## Andhra University

Visakhapatnam 530 003, A.P	www.andhrauniversity.edu.in registrar@andhrauniversity.edu.in	0891- 2844000 2844555/333
Vice - Chancellor	Prof. P.V.G.D. Prasad Reddy vicechancellor@andhrauniversity.edu.in	0891-2844222 9393112979
Rector	Prof. K. Samatha rector@andhrauniversity.edu.in	0891-2844411 9441044529
Registrar	Prof.V. Krishna Mohan registrar@andhrauniversity.edu.in	0891-2844555 9848289827
Dean CDC	Prof. N. Satyanarayana cdcdeanau14@gmail.com	0891-2753222, 0891-2844122
Controller of Examinations	Sri. T.Chittibabu coe@andhrauniversity.edu.in	9885685886
Finance Officer	Smt.S.Vanaja Rani fo@andhrauniversity.edu.in	7842766618

## Sri Venkateswara University

Tirupati 517 502, A.P	www.svuniversity.edu.in registrarsvu@gmail.com	0877-2289414 0877-2289544
Vice - Chancellor	Prof. K. Raja Reddy vcsvutpt@gmail.com	0877-2249727 9441468789
Rector	Prof.V.Srikanth Reddy rector.svu1954@gmail.com	9000849555
Registrar	Prof. O. Mohammad Hussain registrarsvu@gmail.com	0877-2289545 9989887129
Dean CDC	Prof. Ch. Appa Rao deancdcsvutpt@gmail.com	0877-2289436 9849584708
Controller of Examinations	Sri M. Damla Naik ceexamssvu@gmail.com	0877-2289547 9441393123
Finance Officer	Sri. S. Nagesh svufinanceofficer@gmail.com	8142577968

## Acharya Nagarjuna University

Nagrjuna Nagar 522 510, A.P	www.anu.ac.in registraranu@yahoo.co.in	0863-2346114
Vice - Chancellor	Prof. P. Rajasekhar nu_vc@yahoo.co.in	0863-2346182 9704464829
Rector	Prof. P. Varaprasada Murthy rectoranu63@gmail.com	0863-2346124 9885846381
Registrar	Dr.B.Karuna registraranu@yahoo.co.in	0863-2346114 9849167661
Dean CDC	Dr. K. Madhu Babu anudeancdc@gmail.com	0863-2346125 9441126105

## Sri Krishnadevaraya University

Ananthapuramu, 515 003, A.P	www.skuniversity.ac.in registrar@skuniversity.ac.in	08554-255700
Vice - Chancellor	Prof. M. Ramakrishna Reddy vcskuniversity@gmail.com	08554-255231 9494188383

Rector	Prof.A.Mallikarjuna Reddy rectorskuniversity@gmail.com	08554-255861 9440975719
Registrar	Prof.M.V.Lakshmaiah registrar@skuniversity.ac.in	08554-255700 9441588189
Dean CDC	Prof.A.Mallikarjuna Reddy cdcskuatp@gmail.com	08554-255809 9440975719
Controller of Examinations	Sri.K.Sriram Naik cesku2014@gmail.com	08554-255712 9441023839
Finance Officer	Dr. G. Sreeramulu fo@skuniversity.ac.in	08554-255807 7382298197

### Adikavi Nannaya University

Rajahmundry 533 296, A.P	www.aknu.edu.in registrar@aknu.edu.in	0883-2566004
Vice - Chancellor	Prof. G.V.R.Prasada Raju (FAC) vcnannaya@aknu.edu.in	0883-2566002 9618533555
Rector	-	-
Registrar	Prof. T. Ashok registrar@aknu.edu.in	0883-2566004 9581145333
Dean CDC	Dr. P. Venkateswara Rao dean.cdc@aknu.edu.in	0883-2566009 9441447037
Controller of Examinations	Sri. S. Linga Reddy lingareddy.s@aknu.edu.in	0883-2566008 9000552898
Finance Officer	Sri. K. Srinivasa Rao fo@aknu.edu.in	0883-2566005 7093008478

### Yogi Vemana University

Kadapa 516 005, A.P	www.yvu.edu.in registrar@yvu@gmail.com	08562-225400 08562-225429
Vice - Chancellor	Prof. G. Ranga Janardhana (FAC) vc@yogivemanauniversity.ac.in	08562-225400 9440151031
Registrar	Prof. Venkata Subbaiah registrar@yvu@gmail.com	08562-225429 9885807919
Rector	-	-
Dean CDC	Dr. Y. Subbarayudu Cdcyvu2020@@gmail.com	08562-225460 9703216196
Controller of Examinations	Dr. N. Eswara Reddy yvuconfidential@yogivemanauniversity.ac.in	08562-225422 9703216198
Finance Officer	Sri. P. Srinivasulu Sree2569314@gmail.com	9440783119

### Dr. B.R. Ambedkar University

Srikakulam 532 410, A.P	www.brau.edu.in info@brau.edu.in	08942-240800
Vice - Chancellor	Prof. Nimma Venkata Rao vcdrbrau@yahoo.com	08942-289422 9490115666
Rector	-	-
Registrar	Prof. Ch. A. Rajendra Prasad regdrbrau@yahoo.com	08942-281518 9440475588

Dean CDC	Prof. P.Sujatha drpsujatha@gmail.com	9985025972
Controller of Examinations	Dr.S.Udaya Bhaskar udaysajja@gmail.com	9652457373
Finance Officer	-	-

<b>Krishna University</b>		
Machilipatnam 521 004, A.P	<a href="https://kru.ac.in">https://kru.ac.in</a> registrarku@gmail.com	08672-259203
Vice - Chancellor	Prof. K. Rama Mohana Rao (FAC) vicechancellorku@gmail.com	08672-259201 9100998061
Rector	Prof. D. Suryachandra Rao profdsrao@gmail.com	08672-259202 9440149149
Registrar	Prof.M. Rami Reddy registrarku@gmail.com	08672-259203 9866804948
Dean CDC	Prof. Y.K. Sundara Krishna deancdkru@gmail.com	08672-259211 9440226744
Controller of Examinations	Dr. P. Veerabramhachari krucoe2020@gmail.com	08672-259212 8897019580
Finance Officer	-	-

<b>Royalaseema University</b>		
Kurnool 518 007, A.P	<a href="http://www.ruk.ac.in">www.ruk.ac.in</a> registrarru@gmail.com	08518-273600
Vice - Chancellor	Prof. A. Ananda Rao vicechancellorru@gmail.com	08518-273600 9440990090
Rector	Prof. R. SanjeevaRao(FAC) profsanjeevarao@gmail.com	9494481961
Registrar	Prof. S. MadhusudanaVarma(FAC) registrarru@gmail.com	08518-272600 9440503245
Dean CDC	Prof. V.SundaranandPutcha deancdru@gmail.com	08518-280718 9848226855
Controller of Examinations	Dr.S.Venkateswaralu ruugexams@gmail.com	08518-280603 9491945995
Finance Officer	-	-

<b>VikramaSimhapuri University</b>		
Nellore 524 320, A.P	<a href="http://www.vsu.ac.in">www.vsu.ac.in</a> vsuregistrar1@gmail.com	-
Vice - Chancellor	Prof.G.M.Sundaravalli vsc.vc1@gmail.com vc@vsu.ac.in	9059160703 9849043834
Rector	- -	-
Registrar	Dr. P. Ramachandra Reddy vsuregistrar1@gmail.com registrar@vsu.ac.in	9100058607 9966293159



Dean CDC	Dr. Ch. Vijaya dean.vsucdc@gmail.com	9441373188
Controller of Examinations	Dr. Razole Prabhakar coe.vsu@gmail.com	0861-2330484
Finance Officer	-	-

**Jawaharlal Nehru Technological University, Kakinada**

Kakinada 533 003, A.P	www.jntuk.edu.in registrar@jntuk.edu.in	0884-2300900
Vice - Chancellor	Dr.G.V.R.Prasada Raju vc@jntuk.edu.in	0884-2300800 9618533555
Rector	Dr. K. V. Ramana Rector@jntuk.edu.in	08842300802 917780000
Registrar	Dr. L.Sumalatha registrar@jntuk.edu.in	0884-2300901 9676183355
Director (Academic)	Dr. Ch. Sai Babu daa@jntuk.edu.in chs_eee@jntuck.ac.in	8978788555 9440285085
Controller of Examinations	Dr. N. Ramakrishnaiah ce@jntuk.edu.in nrkrishna27@jntucek.ac.in	9652730019
Finance Officer	-	-

**Jawaharlal Nehru Technological University, Anantapur**

Anantapur 515 002, A.P	www.jntua.ac.in vc@jntua.ac.in	08554-272438 08554-272433
Vice - Chancellor	Prof. G.RangaJanardhana vc@jntua.ac.in	08554-272438 9440151031
Rector	Prof. M. Vijaya Kumar rector@jntua.ac.in	08554-272451 9000551417
Registrar	Prof. C. Sasidhar registrar@jntua.ac.in	08554-272433 9908088806
Director (Academic)	Porf.V.Sumalatha dap@jntua.ac.in	08554-272432 9000551418
Controller of Examinations	Dr.B. Chandra Mohan Reddy ce@jntua.ac.in	08554-272452 9000551422
Finance Officer	-	-

**Rajiv Gandhi University of Knowledge Technologies**

RGUKT Nuzvid 521202, A.P	www.rgukt.in	086562-235855
Chancellor	Prof. K.C.Reddy chancellor@rgukt.in	7670905551
Vice-Chancellor (FAC)	Prof.K.Hemachandra Reddy vc@rgukt.in	7670905552
Director	Prof.K.Sandhya Rani director@rguktrkv.ac.in	7670905567
Director	Prof.G.V.R.Srinivasa Rao director@rguktn.ac.in	7670905561

Director	Prof.B.Jayarami Reddy director@rguktong.ac.in	7670905580
Director	Prof.P.Jagadeeswara Rao director.sklm@rgukt.in	7670905572

### Sri Padmavati MahilaVisvavidyalayam

Tirupati 517502, A.P	www.spmvv.ac.in registrarmahila@yahoo.com	0877-2284588
Vice – Chancellor	Prof. K. Raja Reddy (FAC) vc@spmvv.ac.in	0877-2248417 9848052294
Rector	-	-
Registrar	Prof. D. M. Mamatha registrarmahila@yahoo.com	0877-2248416 9848185802
Dean	-	-
Dean of Examinations	Prof.K.Madhujyothi cespmvv@gmail.com	0877-2284561 9441923172
Finance Officer	Sri.P. Chandrasekhar Sanjeevaiah financespmvv@gmail.com	0877-2284502 9491425162

### Dravidian University

Kuppam 517 426, A.P	www.dravidianuniversity.ac.in dravidian.registrar@gmail.com	08570-278220
Vice - Chancellor	Prof. Tummala Ramakrishna vc_dravidianuniversity@rediffmail.com	08570-278236 9441000188
Rector	Prof. T. Anuradha Rectordravidianuniversity.ac.in	9492854869
Registrar	Dr.A.K.Venugopal Reddy dravidian.registrar@gmail.com	08570-278220 9493277700
Dean, Academic Affairs	Prof.V.Lokanatha academicdeandu@gmail.com	8331039620 8331039105
Controller of Examinations	Dr.P.Nageswara Rao examdu@gmail.com	9441989525
Finance Officer	Sri K.Samba Siva Rao dravidianuniversityaccounts@gmail.com	9440725797

### Dr. Abdul Haq Urdu University

Kurnool 518002, A.P	www.ahuuk.ac.in urduunivk@gmail.com	08518-240025 08518-232601
Vice - Chancellor	Prof. FazulRahaman vc.ahuu@gmail.com	08518-240028 9490105324
Registrar	Prof. B. Srinivasulu Registraruuk1@gmail.com	08518-231601 7901628488

### Dr. YSR Health University

Vijayawada 520 008, A.P	www.ntruhs.ap.nic.in drntruhs@gmail.com	0866-2450567
Vice - Chancellor	Dr. P. Shyam Prasad vcntruhs@gmail.com	0866-2450568 9701644111

Registrar	Dr. Ch. Srinivasa Rao drnrtruhs@gmail.com	0866-2450567 8978900567
Controller of Examinations	Dr. Ch. Srinivasa Rao coe.ntruhs@yahoo.com	0866-2451216 8978900836
Finance Officer	Sri V. Naga Mahesh financeofficer92@gmail.com	8978900572

### Sri Venkateswara Veterinary University

Tirupati 517502, A.P	www.svvu.edu.in registrar@svvu.edu.in	0877-2248155
Vice - Chancellor	Prof. V. Padmanabha Reddy vcsvvu@gmail.com	0877-2248986 9989051540
Registrar	Dr. A. Ravi registrarsvutpt@yahoo.in	0877-2248155 9989051541
Controller of Examinations	Dr. V. ChangalvaRayulu coesvvu@gmail.com	0877-2248155 -
Finance Officer	-	-

### Sri Venkateswara Vedic University

Tirupati 517502, A.P	www.svvedicuniversity.ac.in registrarsvuu@gmail.com	0877-2264404
Vice - Chancellor	Prof. Rani SadasivaMurty vcsvedicuniversity@gmail.com	0877-2222586 9989500799
Registrar	Dr. A. Venkata Radhe Shyam registrarsvuu@gmail.com	0877-2264404 9701000049
Finance Officer	Sri P. Anji Reddy fosvuu@gmail.com	833038732 9701433777

### Dr. YSR Horticultural University

Venkataramannagudem 534101, A.P	https://drysrhu.ap.gov.in registrar@drysrhu.edu.in	08818-284311
Vice - Chancellor	Dr. T. Janakiram vc@drysrhu.edu.in	08818-284312 7382633666
Registrar	Dr. B. Srinivasulu registrar@drysrhu.edu.in	08818-284313 7382633678
Controller of Examinations	Dr. D. Venkata Swamy coe@drysrhu.edu.in	08818-284311 7382633640

### DamodaramSanjivayya National Law University

Visakhapatnam 531035, A.P	www.dsnlu.ac.in registrar@dsnlu.ac.in	08924-248216
Vice - Chancellor	Prof. (Dr.)S. Surya Prakash vc2dsnlu@gmail.com	08924-248245 9893338967
Registrar	Prof. (Dr.) K. Madhusudhana Rao registrardsnlu@gmail.com	08924-248212 9494832828

### Acharya N. G. Ranga Agricultural University

Guntur 522034, A.P	www.angrau.ac.in info@angrau.ac.in	0863-2347011
Vice - Chancellor	Dr. A. Vishnuvardhan Reddy vicechancellor@angrau.ac.in	0863-2347011 6309852929
Registrar	Dr. G. Rama Rao registrar@angrau.ac.in	0863-2347101 8008943336

Dean	-	-
Controller of Examinations	Dr. P. Sudhakar coe@angrau.ac.in	0863-2347005 7893520988

### PottiSreeramulu Telugu Open University

Vice - Chancellor	-	-
OSD	Prof. V. Nireekshana babu pstuosd@gmail.com	040-23230641 9848220878

### Dr.B.R.Ambedkar Open University

Vice - Chancellor	-	-
OSD	Dr. Velaga Joshi drvlagajoshi@gmail.com	9492234488

### Dr.YSR Architecture and Fine Arts University

Kadapa 516162, A.P	www.ysrafu.ac.in dr.ysrafu.kdp@ysrafu.ac.in	-
Vice - Chancellor	Prof. Fazul Rahaman (FAC) vc@ysrafu.ac.in	9490105324
Registrar	Prof. E C. Surendranatha Reddy registrar@ysrafu.ac.in	9703898882

### Cluster University

Kurnool 518002, A.P	<a href="http://www.cuklap.ac.in">www.cuklap.ac.in</a>	08518-276777
Vice - Chancellor	Prof.D.V.R.Sai Gopal vccuklap@gmail.com	9381138819 9849615634
Registrar	Prof.D.Srinivasulu registrar@vccuklap@gmail.com	7013159019 9493816701

### Andhra Kesari University

Ongole 523001, A.P	akuprakasam.ac.in osdakuong@gmail.com	08592-224842
Vice - Chancellor	Prof.B.Jayarami Reddy(FAC) vc@ysrafu.ac.in	08592-225842 9885456556
Officer on Special Duty(OSD)	Dr.K.V.N.Raju	9441467802

### JNTU-Gurajada, Vizianagaram

Gurajada, Vizianagaram 535003, A.P	www.jntugv.edu.in	-
Vice - Chancellor	Dr.G.V.R.Prasada Raju (FAC)	9618533555
Registrar	Dr. Swami Naidu Gurugubelli (FAC) registrar@jntugv.edu.in	9963001596

### Sri Venkateswara Institute of Medical Sciences (SVIMS)

Tirupati 517 507, A.P	www.svimstpt.ap.nic.in svimshosp@yahoo.com	0877-2287152
Vice - Chancellor	Dr. B. Vengamma svimsdirector@yahoo.com	0877-2287777 8500087152
Registrar	Dr. K. V. Sreedhar Babu svimsregistrar@gmail.com	0877-2287166 949440356
Controller of Examinations	Dr. V. Vanajakshamma svimstirupatiexamsection@gmail.com	0877-2287324
Dean	Dr. Alladi Mohan svimsdean@gmail.com	0877-2288002

### STATE PRIVATE UNIVERSITIES

#### Saveetha Amaravati University

Vijayawada 520008, A.P	www.saveethaamaravati.university registrar@saveethaamaravati.university	9363333434
Vice - Chancellor	Dr. Ch. Bala Nageswara vc.sauniv@gmail.com	8428515195
Registrar	-	-

#### Vellore Institute of Technology

Amaravati 522237, A.P	https://vitap.ac.in info@vitap.ac.in	0863-2370922
Vice Chancellor	Dr. S. V. Kota Reddy vc@vitap.ac.in	0863-2370921 7032555035
Registrar	Dr. Jagadish Chandra Mudiganti registrar@vitap.ac.in	0863-2370922

#### SRM University, Amaravati

Guntur 522240, A.P	https://srmap.edu.in/ registrar@srmap.edu.in,communications@srmap.edu.in	0863-2343000
Prof-Vice Chancellor	Prof.D.Narayana Rao provc.office@srmap.edu.in	0863-23433434
Vice Chancellor	Prof. Manoj K. Arora vc@srmap.edu.in	0863 - 2343232 9810455400
Registrar	Dr. R. Premkumar registrar@srmap.edu.in	0863 - 2343535 9381931477

**KREA University, Sri City**

Central Expressway Sri City - 517646	www.krea.edu.in enquiries@krea.edu.in	044-24998199 9176696664
Vice Chancellor	Prof. S. Siva Kumar sundar@ifmr.ac.in	9444561935 7411475946
Registrar	Sri.S.SundaraRajan sundara.rajana@krea.edu.in	044-24998197 9840878973

**Centurion University of Technology and Management, Vizianagaram**

Vizianagaram A.P - 535 003	www.cutmap.ac.in registrar@cutmap.ac.in	9392901883
Vice Chancellor	Col. Prof. Dr. G.S.N Raju vc@cutmap.ac.in	9440777793
Registrar	Dr. P.S.V. Ramana Rao registrar@cutmap.ac.in	9394614546

**Bharatiya Engineering Science and Technology (BEST) Innovation University**

Anantapuramu 515231, AP	<a href="http://www.bestiu.edu.in">www.bestiu.edu.in</a> info@bestinnovationuniversity.org	9346916942
Vice-Chancellor	Prof. Narasimha Nakshatri (i/c) vc@bestiu.edu.in	9741898711
Registrar	Adv. Subramanyam V. Mysore registrar@bestiu.edu.in	8217237167

**The Apollo University**

Murukambattu, Chittoor A.P - 517 127	www.theapollouniversity.edu.in registrar@apollouniversity.edu.in	08572-246666
Vice - Chancellor	Dr. H. Vinod Bhat vc@apollouniversity.edu.in	08572-246666 9845069081
Registrar	Dr. M. Pothuraju registrar@apollouniversity.edu.in	08572-246666 9848215150

**Mohan Babu University**

Sree Sainath Nagar Tirupati - 517102	www.mbu.asia registrar@mbu.asia	0877-2504888
Vice-Chancellor	Dr.Nagaraj Ramarao vc@mbu.asia	0877-2504888 7997970321
Registrar	Dr.K.Saradhi registrar@mbu.asia	0877-2504888 7997970324

# CENTRAL UNIVERSITY

## Central University of Andhra Pradesh

Anantapur 515002, A.P	www.cuap.ac.in arcuap@gmail.com	08554 - 220033
Vice - Chancellor	Prof.S.A.Kori vc.cuap@gmail.com	08554-220035
Dean	Prof. G. Rami Reddy(i/c) dean.cuap@gmail.com	08554-220036 9912896677
Section Officer	Vijay Kant so.cuap22@gmail.com	08554-220033 9774441642

## Central Tribal University, Vizianagram

Vizianagaram 535001, A.P	www.ctuap.ac.in	-
Vice - Chancellor	Prof.T.V.Kattimani vc@ctuap.ac.in	9599292424
Registrar	registrar@ctuap.ac.in	-

## National Sanskrit University, Tirupati

Tirupati 517507, A.P	<a href="https://nsktu.ac.in/">https://nsktu.ac.in/</a> registrar_nsut@nsktu.org	0877-2286799
Vice Chancellor	Dr. G.S.R. Krishnamurthy vice_chancellor@nsktu.org	9989304975 0877-2287680
Registrar	Commander ChallaVenkateswara(Retd.) registrar@nsktu.org	0877-2286799
Finance Office	Shri. Y.V. Krishna Rao (i/c) fo@nsktu.org	0877-2288431
Controller of Examinations	Dr. KambhampatiSambasiva Murthy ceexams@nsktu.org	0877-2287748

"We Learn more by looking for the answer to a question  
and not finding it than we do from learning the answer itself."

- Lloyd Alexander

# CENTRAL INSTITUTES

## School of Planning and Architecture

Vijayawada 520008 , A.P	<a href="http://www.spav.ac.in">www.spav.ac.in</a> <a href="mailto:registrar@spav.ac.in">registrar@spav.ac.in</a>	0866-249446 8331983285
Director	Prof.Dr.Srikonda Ramesh <a href="mailto:director@spav.ac.in">director@spav.ac.in</a>	9676404850 0866-2469 444
Registrar	K.V. Uma Maheswara Rao <a href="mailto:registrar@spav.ac.in">registrar@spav.ac.in</a>	0866 -2469446 8331983285

## Indian Institute of Information Technology (IIIT), Sri City, Chittoor

Sri City, Satyavedu Mandal Chittoor Dist - 517646 , A.P	<a href="http://www.iiits.ac.in">www.iiits.ac.in</a>	
Director	Prof. Ganesh Kannabiran <a href="mailto:director@iiits.in">director@iiits.in</a>	9959756785
Registrar		

## Indian Institute of Science Education and Research, Tirupati (IISER)

Tirupati 517 501, A.P	<a href="http://www.iisertirupati.ac.in">http://www.iisertirupati.ac.in</a> <a href="mailto:registraroffice@iisertirupati.ac.in">registraroffice@iisertirupati.ac.in</a>	0877-2500211
Director	Prof.K.N.Ganesh <a href="mailto:director@iisertirupati.ac.in">director@iisertirupati.ac.in</a>	0877-2500210 9766330320
Registrar	Dr. C.P.Mohan Kumar <a href="mailto:registrar@iisertirupati.ac.in">registrar@iisertirupati.ac.in</a>	0877-2500211 9177730003

## Indian Institute of Information and Tech. Design and Manufacturing (IIITDM), Kurnool

Kurnool 518 008, A.P	<a href="https://iiitk.ac.in">https://iiitk.ac.in</a> <a href="mailto:office@iiitk.ac.in">office@iiitk.ac.in</a>	08518-289114
Director	Prof. D. V. L. N. Somayajulu <a href="mailto:director@iiitk.ac.in">director@iiitk.ac.in</a> , <a href="mailto:somadvlns@gmail.com">somadvlns@gmail.com</a>	08518-289114 9490536547
Registrar	Col Umashankar	9154857418

## Indian Institute of Technology Tirupati (IIT), Tirupati

Tirupati 517619, A.P	<a href="http://iiitp.ac.in/">http://iiitp.ac.in/</a> <a href="mailto:registrar@iiitp.ac.in">registrar@iiitp.ac.in</a>	0877-2503040 0877-2503004
Director	Dr. K. N. Satyanarayana <a href="mailto:director@iiitp.ac.in">director@iiitp.ac.in</a>	0877-2503000 88333987909
Registrar	Sri A.V.V Prasad <a href="mailto:registrar@iiitp.ac.in">registrar@iiitp.ac.in</a>	0877-2503040 8985299222



**Indian Institute of Management (IIM), Visakhapatnam**

Visakhapatnam 530003, A.P	www.iimv.ac.in info@iimv.ac.in	0891-2824444
Director	Prof. M. Chandra Sekhar director@iimv.ac.in	9848071516
Senior Administrative Officer	Kaleem V Khan	0891-2824453 9978985649

**National Institute of Technology (NIT), Tadepalligudem**

Tadepalligudem 534101, A.P	www.nitandhra.ac.in administration@nitandhra.ac.in	08818-284710
Director	Prof.Pramod M. Padole director@nitandhra.ac.in	08818-284704
Registrar (I/c)	Dr. Dinesh P Sankar Reddy registrar@nitandhra.ac.in	08818-284719 8332969315

**Indian Institute of Petroleum & Energy**

A U College of Engg (A), Andhra University, Visakhapatnam - 530 003	www.iipe.ac.in office@iipe.ac.in	0891- 2856009
Director	Prof. Salivahan director@iipe.ac.in	0891-2575152
Registrar	Dr.B.Muralikrishna registrar@iipe.ac.in	0891- 2856009 8639856988

**National Institute of Design**

Acharya Nagarjuna University, Nagarjuna Nagar, Guntur	www.nid.ac.in	0863-2377201
Director	Prof.Sekhar Mukherjee director@nid.ac.in	9825612592
Deputy Registrar	Dr.Piyush Sharma dy.registrar@nid.ac.in	0863-2377202 9810658060

"Often, it's not about becoming a new person,  
but becoming the person you were meant to be,  
and already are, but don't know how to be."

- Heath L.Buckmaster

## DEEMED TO BE UNIVERSITY

### Sri Sathya Sai Institute of Higher Learning (Deemed to be University)

Prasanthinilayam 515134, A.P	www.sssihl.edu.in registrar@sssihl.edu.in	08555-287239
Vice - Chancellor	Prof. B Sai Giridhar (Acting VC) actingvc@sssihl.edu.in vc@sssihl.edu.in	08555-289982 9440515457 9481973812
Registrar	Prof. B. Sai Giridhar registrar@sssihl.edu.in	08555-287239 8331034767
Controller of Examinations	-	-

### GITAM Deemed to be University

Visakhapatnam 530045, A.P	https://www.gitam.edu/ registrar@gitam.edu	0891-2795311 0891-2840501
Vice - Chancellor	Prof. Dayananda Siddavattam vicechancellor@gitam.edu	0891-2840202 9849885348
Registrar	Dr. D. Gunasekaran registrar@gitam.edu	0891-2840501 9434077099

### K L Deemed to be University

Vaddeswaram 522502, A.P	www.kluniversity.in registrar@kluniversity.in	08645-350200
Vice - Chancellor	Dr. G.P.Saradhi Varma vc@kluniversity.in gpsvarma@kluniversity.in	08645-350200 9948033033
Registrar	Dr. A. Jagadeesh registrar@kluniversity.in	08645-350200 9553397899

### Vignan's Deemed to be University

Vadlamudi, Guntur 522213, A.P	www.vignan.ac.in info@vignan.ac.in	0863-2344700
Vice - Chancellor	Dr.P.Nagabhushan vc@vignan.ac.in	0863-2344700 9554651551
Registrar	Dr. M. S. Raghunathan registrar@vignan.ac.in	0863-2344700 9963477797
Dean - Academics	Dr. P. M. V. Rao dean_aaa@vignan.ac.in	0863-2344700 9441453855
Finance Officer	Mr. N.S.N. Murthy fo@vignan.ac.in	0863-2344700 9866833299

## STATE COUNCILS OF HIGHER EDUCATION IN INDIA - AT A GLANCE

S.No	Name of the Council	Location & State	Year of Estb
1.	Andhra Pradesh State Council of Higher Education	Mangalagiri, Andhra Pradesh	1988
2.	Tamil Nadu State Council of Higher Education	Chennai, Tamil Nadu	1992
3.	Maharashtra State Council for Higher Education	Pune, Maharashtra	1994
4.	West Bengal State Council of Higher Education	Kolkata, West Bengal	1995
5.	Uttar Pradesh State Council of Higher Education	Lucknow, Uttar Pradesh	1995
6.	Kerala State Higher Education Council	Thiruvananthapuram, Kerala	2007
7.	Karnataka State Council of Higher Education	Bangalore, Karnataka	2009
8.	Uttarakhand State Higher Education Council	Dehradun, Uttarakhand	2013
9.	Telangana State Council of Higher Education	Hyderabad, Telangana	2014
10.	Mizoram State Higher Education Council	Aizwal, Mizoram	2014
11.	Manipur State Higher Education council	Imphal, Manipur	2016
12.	Odisha State Higher Education Council	Bhubaneswar, Odisha	2017
13.	Punjab State Higher Education Council	Mohali, Punjab	2018
14.	Haryana State Council of Higher Education	Panchkula, Haryana	2018
15.	Gujarat State Higher Education Council	Gandhinagar, Gujarat	2018

### Andhra Pradesh State Council of Higher Education

Atmakur, Mangalagiri 522501, A.P	www.apsche.org secretaryapsche@gmail.com	
Chairman	Prof. K. Hemachandra Reddy chairman@apsche.org	9849344564
Vice-Chairman-I Director, QAC	Prof. K. Rama Mohana Rao krmraovc1.apsche@gmail.com	9100998061
Vice-Chairman-II	-	-
Secretary Nodal Officer, AISHE	Prof.Y.NazeerAhammed secretary@apsche.org	9100998062

### Tamil Nadu State Council of Higher Education

Chennai 600005, T.N	www.tnsche.tn.gov.in tnsche_edu@yahoo.co.in	044-28445570
Chairman	Dr. K. Ponmudi	-
Vice-Chairman	Dr.A.Ramasamy tanschevc_edu@yahoo.co.in	044-28440961
Member Secretary	Dr.S.Krishnasamy tansche_edu@yahoo.co.in	044-28446486

**West Bengal State Council of Higher Education**

Kolkaata 700029, W.B	www.websche.ac.in info.wbsche@gmail.com	033-24660209 033-24659566
Chairman	BratyaBasu	-
Vice-Chairman-I	Manish Jain, I.A.S.	033-23378573
Vice Chairman-II	Prof. Koushiki Dasgupta	
Member Secretary	Shri Shibaji Ghosh WBCS (Exe.) ms.wbsche@gmail.com	-
Joint Secretary	Shri Debasish Datta jswbsche@wb.gov.in	-

**Uttar Pradesh State Higher Education Council**

Lucknow 226001, U.P	www.uphed.gov.in upshhec@gmail.com	0522-22287025
Chairman	Prof. Dr. Girish Chandra Tripathi	-
Vice-Chairman		-

**Kerala State Higher Education Council**

Kerala 695033, Kerala	www.kshec.kerala.gov.in heckerala@gmail.com msheckerala@gmail.com	0471-2301293
Chairman	Dr.R.Bindu	-
Vice-Chairman	Prof. (Dr.) RajanGurukkal P.M.	0471-2301291 9483861096
Member Secretary	Dr. Rajan Varughese	0471-2301290 9446531005
Registrar	Smt. Vanaja P S.	0471 -2301292

**Karnataka State Higher Education Council**

Bangalore 560009, Karnataka	www.kshec.ac.in ksche.bangalore@gmail.com	080-22341391 9008754545
Chairman	Dr.C.N. Ashwath Narayan karnatakadcm.hredn@gmail.com	080-22342999
Vice-Chairman	Prof. B. Thimme Gowda btgowda@yahoo.co.in	080- 22341394
Executive Director & Member Secretary	Prof. Gopalkrishna Joshi ed@kshec.ac.in	080-22341395

**Uttarakhand State Higher Education Council**

Dehradun 248001, Uttarakhand	<a href="https://shhec.uk.gov.in/">https://shhec.uk.gov.in/</a> rusa.he.2013@gmail.com	0135-2658902
PrI. Secretary Higher Education and Project Director, RUSA	Mr. Anand Bardhan	-

Additional Secretary, Higher Education & Additional Project Director, RUSA	Dr.Ahamed Iqbal	-
Joint Secretary, HE	Mr. M.M. Semwal mmsemwal2017@gmail.com	8395889062

### Telangana State Council of Higher Education

Hyderabad 500028, A.P	<a href="http://www.tsche.ac.in">www.tsche.ac.in</a>	040-23311594 040-23310395
Chairman	Prof. R. Limbadri chairmantsche@gmail.com	040-23311879
Vice-Chairman	Prof. V. Venkata Ramana Tschevc2@gmail.com	040-23331116
Secretary	Dr. N. Srinivasa Rao secretarytsche@gmail.com	040-23331117 7032710427

### Mizoram State Higher Education Council

Aizwal, 796007, Mizoram	<a href="http://www.shec.mizoram.gov.in">www.shec.mizoram.gov.in</a> shecrusa.miz@gmail.com	0389-2349009
Chairman	Dr. R Lalthangliana, Hon'ble Minister, H&TE	0389-2323211 (0)
Secretary	R. Lalramnghaka	-

### Manipur State Higher Education Council

Imphal, 795001, Manipur	<a href="https://rusamanipur.in/">https://rusamanipur.in/</a>	-
Chairman	Shri. S. Rajen Singh	-
Secretary	Shri Ch.Biren Singh biren_chabungbam@yahoo.com	9436031601
Joint Secretary, HE	Shri BabudhonSapamcha babudhon.s14@gmail.com	0385- 2443082

### Odisha State Higher Education Council

Bhubaneswar, 751022, Odisha	<a href="https://oshec.nic.in/oshec.hed@gmail.com">https://oshec.nic.in/oshec.hed@gmail.com</a>	0674 253 2941
Chairman	Dr. Arun Kumar Sahoo	-
Vice Chairman	Prof. Asoka Kumar Das	-
Member Secretary	Sri Sidhartha Dhal	-

**NATIONAL LEVEL STATUTORY BODIES IN INDIA - AT A GLANCE**

<b>S.No</b>	<b>Name of the Institute</b>	<b>Location &amp; State</b>	<b>Year of Establishment</b>
1	Indian Council of Medical Research (ICMR)	New Delhi	1911
2	Association of Indian Universities (AIU)	New Delhi	1925
3	Indian Council of Agricultural Research (ICAR)	New Delhi	1929
4	Medical Council of India (MCI)	New Delhi	1933
5	Council of Scientific & Industrial Research (CSIR)	New Delhi	1942
6	All India Council for Technical Education (AICTE)	New Delhi	1945
7	University Grants Commission	New Delhi	1947
8	Indian Nursing Council (INC)	New Delhi	1947
9	Pharmacy Council of India (PCI)	New Delhi	1948
10	Dental Council of India (DCI)	New Delhi	1949
11	National Council of Ednl Research and Training (NCERT)	New Delhi	1961
12	Bar Council of India (BCI)	New Delhi	1961
13	National Inst. of Ednl. Planning & Administration (NUEPA)	New Delhi	1962
14	Indian Council of Social Science Research (ICSSR)	New Delhi	1969
15	Council of Architecture (COA)	New Delhi	1972
16	Department of Secondary & Higher Education, MHRD	New Delhi	1985
17	University Grants Commission (UGC/SERO)	Telangana	1994
18	National Assessment and Accreditation Council (NAAC)	Karnataka	1994
19	National Board of Accreditation(NBA)	New Delhi	1994
20	National Council for Teacher Education (NCTE)	New Delhi	1995
21	SRO of Southern Regional Committee NCTE (NCTE SRC)	Bengaluru	1995
22	All India Survey On Higher Education MHRD (AISHE)	New Delhi	2010
23	AICTE South Regional Office (AICTE SERO)	Telangana	2014

# NATIONAL LEVEL STATUTORY BODIES

## Department of Secondary & Higher Education, Ministry of HRD

R. K. Puram New Delhi, 110001	www.education.gov.in	011-23383936
Minister of HRD	Shri Dharmendra Pradhan Minister.sm@gov.in	011-23782698 011-23782387
PS to HRM	Sh. Laxminarayan Mishra pstosm@gov.in	011-23782698
Minister of State HRD	Smt. Annpurna Devi Mosedu_ad@gov.in	011-23384073 011-23386163
PS to State HRD	Smt.RohiniBhajibhak	011-23384073 011-23386163
Secretary (H.E)	Sh. K Sanjay Murthy secy.dhe@nic.in	011-23386451 011-23382698
Secretary (S.E)	Sh. Sanjay Kumar Secy.se@nic.in	011-23382587 011-23387859
Additional Secretary	Sh.Vinnet Joshi Ashe-moe@gov.in	011-23384245
Joint Secretary	MS. Neeta Prasad neetaprasad@pib.gov.in	011-23071486

## University Grants Commission (UGC)

Bahadur Shah Zafar Marg, New Delhi,110002	www.ugc.ac.in webmaster.ugc.help@gmail.com	011-23604446, 011-23604200
Chairperson	Prof.M. Jagadeesh Kumar cm.ugc@nic.in	011-23234019
Vice-Chairperson	Prof. Deepak Kumar Srivastava vcm.ugc@nic.in	011-23214464
Secretary	Prof. Rajnish Jain secy.ugc@nic.in	011-23239337, 011- 23236288
Additional Secretary	Dr. Urmila Devi urmila.ugc@nic.in	011-23381422

## University Grant Commission (UGC SERO)

APSFC Building, Chirag-Ali-lane, Hyderabad - 500001	www.ugc.ac.in/sero ugcsero@gmail.com	040-23204735
Joint Secretary	Dr. R. Manoj Kumar manojugc2006@gmail.com ugcsero@gmail.com	040-23204735

## All India Council for Technical Education

Janpath, New Delhi - 11001	www.aicte-india.org scro@aicte-india.org	040-23345071
Chairperson	Prof.M. Jagadeesh Kumar chairman@aicte-india.org	011-26131498
Vice-Chairperson	Prof. M. P. Poonia vcm@aicte-india.org	011-29581299
Member Secretary	Prof. Rajive Kumar ms@aicte-india.org	011-29581399

**AICTE Southern Central Regional Office (AICTE SCRO)**

Ameerpet, Hyderabad - 500038	www.aicte-india.org scro@aicte-india.org	040-23340113
Regional Officer & Assistant Director	Dr.Purushottam Ramchandra Patil <a href="mailto:scrolegal@aicte-india.org">scrolegal@aicte-india.org</a>	040-23340113 9490383149

**National Assessment and Accreditation Council (NAAC)**

Nagarbhavi, Bangalore-560 072	www.naac.gov.in director.naac@gmail.com	080-23005299
Chairman	Prof. Bhushan Patwardhan	-
Director	Dr. S.C. Sharma director.naac@gmail.com	080-23005299

**National Council for Teacher Education (NCTE)**

G7, Sector-10, Dwarka, New Delhi - 110075	www.ncte.gov.in	-
Chairperson	Prof.Dinesh Prasad Saklani cp@ncte-india.org	011-20892165
Member Secretary	Ms. KesangYangzoom Sherpa, IRS ms@ncte-india.org	011-20893266

**NCTE South Regional Office (NCTE-SRO)**

Dwaraka Sector-10, New Delhi - 110075	www.srcncte.in src@ncte-india.org	011- 20893263
Regional Director	Sh. Madan Singh Yadav src@ ncte-india.org	011-43152359

**National Medical Commission**

Dwaraka Sector-8, New Delhi - 110077	www.nmc.org.in mci@bol.net.in	011- 25367028
Chairperson	Dr. Suresh Chandra Sharma	-
Secretary	Dr. Sandhya Bhullar secy-mci@nic.in	011-25367033

**Dental Council of India (DCI)**

Kotla Road, New Delhi - 110002	www.dciindia.gov.in secy-dci@nic.in	011-23238542
President	Dr. Dibyendu Majumdar	011-23236740 9331035537
Secretary (i/c)	Shri. Vikas Chavda	011-23236740 9599440804

**Pharmacy Council of India (PCI)**

Kotla Road, New Delhi - 110002	www.pci.nic.in pci@ndb.vsnl.net.in	011-61299900
Registrar-Cum-Secretary	Shri. Anil Mittal(I/C) registrar@pci.nic.in	011-61299900



**Indian Nursing Council (INC)**

Kotla Road, New Delhi - 110002	www.indiannursingcouncil.org secy.inc@gov.in , js.inc@gov.in	011-66616821 011-66616822
President	Dr. T. Dileep Kumar president.inc@gov.in	-
Vice - President	Dr. Jogendra Sharma vp.inc@gov.in	-
Secretary	Dr. Sarvjeet Kaur secy.inc@gov.in	011-66616800

**Association of Indian Universities (AIU)**

Comrade Indrajit Gupta Road,Delhi-110002	www.aiu.ac.in sgoffice@aiu.ac.in	011-23230059
President	Prof.Suranjan Das vc@jadavpuruniversity.in	011-23236105
Secretary General	Dr.(Mrs.) Pankaj Mittal sgoffice@aiu.ac.in	011-23236105

**National Council of Educational Research And Training (NCERT)**

Sri Aurobindo Marg, New Delhi-110 016	www.ncert.nic.in	011-26519154
Director	Prof. Dinesh Prasad Saklani director.ncert@nic.in	011-26519154
Joint Director	Prof. Sridhar Srivastava jd.ncert@nic.in	011-26510105

**Council of Architecture (COA)**

Lodhi Road, New Delhi-110 003	www.coa.gov.in coa@ndf.vsnl.net.in	011-49412100
President	Mr. Khan Habeeb Ahmed President-coa@gov.in	9822200300
Vice-President	Ms. Ar.Sapna vicepresident-coa@gov.in	9914543636

**National Institute of Educational Planning & Administration (NIEPA)**

Sri Aurobindo Marg, New Delhi-110 016	www.niepa.ac.in niepa@niepa.in	011-26565600 011-26544800
Vice-Chancellor	Prof. N.V. Varghese vc@niepa.ac.in	011-26544801 8588837699
Registrar	Dr. Sandeep Chatterjee registrar@niepa.ac.in	011-26544983 9910029677

**Bar Council of India (BCI)**

21, Rouse Avenue, International Area, New Delhi-110 002	www.barcouncilofindia.org bcindia1@vsnl.com	011-49225000
Chairperson	Mr. Manan Kumar Mishra manankumarmishra@gmail.com	-
Vice-Chairperson	Mr. S. Prabakaran prabakaran.president.tnaa@gmail.com	02456-220328

**Indian Council of Agricultural Research (ICAR)**

Dr. Rajendra Prasad Road, Delhi-110 001	www.icar.org.in secy.icar@nic.in	011-23388991
Director General	Dr. Himanshu Pathak dg.icar@nic.in	011-23386711 011-23382629
Additional Secretary	Shri Sanjay Garg secy.icar@nic.in	011-23384450

**National Board of Accreditation Council (NBA)**

BhishamPitamh Marg, Pragati Vihar, New Delhi - 110 003	www.nbaind.org secy.dhe@nic.in	011-24360620 011-24360622
Chairman	Prof. D. Anil Sahasrabudhe	-
Member Secretary	Dr. Anil Kumar Nassa membersecretary@nbaind.org	011-24368606

**Indian Council of Medical Research (ICMR)**

Ansari Nagar, New Delhi-110 029	www.icmr.nic.in icmrhqds@sansad.nic.in	011-26588980
Director General	Dr.RajivBahl Secy-dg@icmr.org.in	011 - 26588662
Additional Director General	Shri R. Ramakrishnan Srddga.hq@icmr.gov.in	011-26589330

**Indian Council of Social Science Research (ICSSR)**

Aruna, Asaf Ali Marg, New Delhi-110 067	www.icssr.org info@icssr.org	011-26741849
Chairman	Dr J.K. Bajaj <a href="mailto:Chairman@icssr.org">Chairman@icssr.org</a>	011-26741679
Member Secretary	Prof. Deepak Kumar Srivastava <a href="mailto:ms@icssr.org">ms@icssr.org</a>	011-26741833 011-26742059

**Council of Scientific & Industrial Research (CSIR)**

Anusandhan Bhawan, Rafi Marg, New Delhi-110 001	www.csir.res.in dg@csir.res.in	011- 23737889
Director General	Dr. N Kalaiselvi dg@isir.res.in, dgcsir@csir.res.in	011-23710472
Joint Secretary	Shri. Mahendra Kumar Gupta jsa@csir.res.in	011-23351745

**All India Survey on Higher Education MHRD (AISHE)**

Sastri Bhavan, New Delhi-110 115	aishe.nic.in support-aishe@nic.in	011-26713604
Deputy Director	Shri. R. Rajesh r.rajesh@nic.in	011-26162917
Assistant Director	Mrs. Dona Francis Dona.francis@nic.in	011-26162924

## TEACHERS' ASSOCIATIONS

### 1) Government College Retired Teachers Association, A.P:

D.No.13-251, Varalakshmpuram Vijayawada - 520007	-	Krishnasure48@gmail.com
President	Dr.Palle Chandrasekhara Reddy	9440289333
General Secretary	Sri S. Krishna	9908497733

### 2) Government College Gazetted Teachers Association:

Chairperson	Sri K. Bhaskara Rao	9440369121
President	Sri P. Rajagopal Babu	9490300526
General Secretary	Sri A. R. Chandrasekhar	9440214088

### 3)Affiliated College Teachers Association:

-	www.actaap.org	generalsecretary. actaap@gmail.com
Chairperson	Dr. S. Pulla Rao	9866139686
President	Sri K. Mohana Rao	9440703611
General Secretary	Dr. A. V. Ravi Kumar	9493203399

### 4)Andhra Pradesh Federation of University Retired Teachers Association:

President	Prof.K.Munirathnam Naidu Profkmn@rediffmail.com	9391533399
General Secretary	Prof.N.Manohara Murthy nmanoharamurthy@yahoo.co.in	984966542

### 5) AP Universities' Teachers Association (Contract):

President	Smt.Jakkampudi Vijaya Lakshmi	9908073044 7893111985
General Secretary	Dr.E. Srinivasu Reddy	-

### 6)Retired College Teachers Association:

#64-9-4, Aruna Deepthi, Patamatalanka, Vijayawada	-	gsrctaap@gmail.com
President	Sri P. V. Rama Krishna Reddy	9393872666
Working President	Dr.T.Jaya Rami Reddy	8074152929
General Secretary	Dr.G.Rama Krishna Reddy	9963252828

**PRINT MEDIA**

S. No	Name of the Print Media	Name of the Journalist	Designation	Contact
1	Eenadu	Sri K.Srinivasa Rao	Bureau Chief	8008001213
2		Sri M.Srinivasa Rao	Sr. Reporter	8008346424
3	Andhra Jyothi	Sri M. Madhava Rao	Bureau Chief	9985444499
4		Sri Ramanjaneyulu	Chief Reporter	9985411679
5	Sakshi	Sri Ch.Srinivasa Rao	Chief Reporter	9553955769
6	Prajashakti	Sri V.Suresh	Bureau Chief	9490099208
7		Sri M.Sivaji	Reporter	8333818984
8	Vishalandhra	Sri Ch. Ravi	Bureau Chief	9848176099
9		Sri Babu	Reporter	7995009617
10	Andhra Prabha	Sri Srinivas	Bureau Chief	9063118192
11	The Hindu	Sri Sujatha Varma	Sr. Special Correspondent	9440689144
12	The New Indian Express	Sri K. Kalyan Krishna Kumar	Reporter	9848428978
13	Times of India	Sri Venu	Reporter	9494456408
14	Hans India	Sri Ch. Pradeep Kumar	Reporter	8886440247
15	Deccan Chronical	Sri Illyas	Reporter	9032933786
16	Pioneer	Sri Pradeep	Reporter	8886110247

**ELECTRONIC MEDIA**

S.No	Name of the Electronic Media	Name of the Reporter	Designation	Contact
1	TV9	Sri M.P. Rao	Bureau Chief	9177338863
2	ABN	Sri Rama Rao	Bureau Chief	9985420888
3	ETV	Sri Krishna	Senior Reporter	9394450022
4	ETV	Sri Dhanunjay	Bureau Chief	9394450016
5	I News	Mr. I. Prasanna	Bureau Chief	9000320729
6	Sakshi TV	Sri K Vinayaka Rao	Chief Reporter	9505555007
		Sri N. Sateesh	Sr. Reporter	9505555002
7	10 TV	Sri Jayaram	Bureau Chief	8498084059
8	CVR News	Sri Dastagiri	Reporter	9866181551
9	Prime 9	Sri V. Pulendra Rao	Senior Reporter	9000444592
10	ACT TV	Sri Mukkanti	Bureau Chief	9676225000
11	TV5	Sri Rakesh	Reporter	9666455081
12	NTV	Sri Chandrasekhar	Sr. Reporter	9505539153

## EMERGENCY CONTACTS

1.	Hospitals	Emergency	108
		NRI Hospital, Mangalagiri	08645 230101
		Manipal Hospital, Tadepalli	0866 2469700
2	Fire Station	Vijayawada	0866 2578877,101
		Guntur	0863 2222930
3.	Police Station	Tadepalli	08645 272186
		Vijayawada	0866 2522320
		DGP Office	0863-2340473

## TRANSPORT ENQUIRY

1	Flight	Vijayawada	0866 2846729
2	Railway Enquiry	Vijayawada	0866 2574870/872 0866-2576796, 2575038/36
		Guntur	0863 -2268959
		Mangalagiri	08645-233000, 139
3	Bus Enquiry	Vijayawada	0866 2521982 9959225467
		Guntur	0863 2221573 9959225444

## GP HE AND STANDING COUNSELS OF THE UNIVERSITIES

S.No	Designation	Name	Mobile Number
1	Govt. Pleader Higher Education	Sri Raghuv eer	8919788873
2	Standing Counsel - AU	Sri V.Sai Kumar Highcourtadvocate7@gmail.com	9391304019 9441110342
3	Standing Counsel - SVU	Sri Vijaya Bhaskar Butta buttavbvakil@gmail.com	9963637130 9848397130
4	Standing Counsel - SKU	Sri M.Karibasaiah matamkb@gmail.com	9666611197 9440227873
5	Standing Counsel - ANU		
6	Standing Counsel - SPMVV	Smt. Manikya Veena Manikyaveena837@gmail.com	8374500277
7	Standing Counsel - DU	Sri Padmavathi Padnavis susi.cdip@gmail.com	9948533170
8	Standing Counsel - JNTUK	Sri Madhu Babu madhu9393938493@gmail.com	9393938493
9	Standing Counsel - JNTUA	Sri Venugopal Penjuri penjurivenugopal59@gmail.com	9949697763
10	Standing Counsel - RGUKT	Sri Chandra Sekhar Reddy Pithani sekharpithani1@gmail.com	9440864581
11	Standing Counsel - AKNU	Sri Dhanamjai Reddy danunjayarreddi@gmail.com	9848996016

12	Standing Counsel - YVU	Sri Niranjana advocate_niranjana@rediffmail.com	9948189009
13	Standing Counsel - Dr.BRAU		
14	Standing Counsel - KRU	Sri T.S.N. Sudhakar sudhakarsri.adv@gmail.com	9885908456
15	Standing Counsel - VSU	Sri M.Chinnapa Reddy mcreddyreddy@gmail.com	9440747449 8309171940
16	Standing Counsel - RU	Smt. Ratna Prabha	8501068688
17	Standing Counsel - Urdu	-	-
18	Standing Counsel - CU	-	-
19	Standing Counsel - APSCHE	Smt.ParineetaSuragani parineetaravi@yahoo.com	9985086785
20	APHER&MC	Sri Sudesh Anand csudeshanand@gmail.com	9000933032

### Consultant-Law in APSCHE & HE

S.No	Designation	Name	Mobile Number
1	Consultant- Law- APSCHE	Sri Sudesh Anand csudeshanand@gmail.com	9000933032
2	Consultant- Law-HE & CCE	Smt N.Aishwarya (Nodal Legal Consultant) aishwaryanagula9@gmail.com	9739450465



"Do not train a child to learn by force or harshness;  
but direct them to it by what amuses their minds, so  
that you may be better able to discover with  
accuracy the peculiar bent of the genius of each".

*- Plato*



# SAY 'NO' TO RAGGING



## GOVERNMENT OF ANDHRA PRADESH HIGHER EDUCATION DEPARTMENT



### Ragging is an offence as per Law

- ◆ Beware of a.p. Ragging act 26 of 1997. Which invites punishment
- ◆ Ragging within or outside any educational institution is prohibited
- ◆ Ragging means doing an act which causes or is likely to cause insult or Annoyance or Fear or Apprehension or Threat or Intimidation or Outrage or Modesty or Injury to a student
- ◆ Ragging Invokes Suspension / Dismissal from the College / Imprisonment



✗ Teasing, Embarrassing & Humiliation	✗ Imprisonment upto 6 months + fine upto Rs. 1,000/-
✗ Assaulting or using criminal force or criminal intimidation	✗ Imprisonment upto 1 year + fine upto Rs. 2,000/-
✗ Wrongfully restraining or confining or causing hurt	✗ Imprisonment up to 2 years + fine upto Rs. 5,000/-
✗ Causing grievous hurt, kidnapping or rape or committing unnatural offence	✗ Imprisonment upto 5 years + fine up to Rs. 10,000/-
✗ Causing death or abetting suicide	✗ Imprisonment upto 10 years + fine upto Rs. 50,000/-

The committee headed by Dr.R.K.Raghavan has made recommendations to curb the menace of ragging in the educational institutions - i.e. Anti Ragging Cells - Anti Ragging Committees - Anti Ragging Squad - Monitoring Committee of Anti Ragging - Help Desk - Emergency Call Unit - CCTV Cameras at vital points - Alarm bells - Media Campaigning - Prominent publicity inside and outside through Boards at vital points - Action against the defaulting institutions - Information Booklets for students/ parents/ staff covering ragging - in-discipline Issues - Prospectus covering anti ragging and undertaking from the students/ parents /guardians - First aid kit - Anti Ragging Help line - Anti Ragging Message - Anti Ragging Website - Anti Ragging Van - Emergency Call Unit - Quick response teams - Sudden and surprise checks.

Wherever negligence on the part of the establishment is noticed, severe action on such erring officials will be taken according to the provisions of law.

Whoever notices any instance of ragging, the fact has to be brought to the notice of concerned University / College authorities like Warden, Registrar or Vice-Chancellor or to the nearest Police Station.

RAGGING FUN FOR YOU NOT FOR RAGGED

## DON'T RAG – STOP RAGGING

Department of Higher Education & A.P. State Council of Higher Education

# ర్యాగింగ్కు 'NO' చెప్పండి



ఆంధ్రప్రదేశ్ ప్రభుత్వం, ఉన్నత విద్యాశాఖ



## ర్యాగింగ్ చేయడం చట్ట ప్రకారం నేరం

- శిక్షకు వీలుకల్పించే 1997 ఆంధ్రప్రదేశ్ ర్యాగింగ్ నిరోధక చట్టం 26 పట్ల జాగ్రత్తగా ఉండండి
- ఏదైనా విద్యా సంస్థలోపల లేదా వెలుపల ర్యాగింగ్ను నిషేధించడమయింది.
- ర్యాగింగ్ అంటే ఒక విద్యార్థిని అవమానించడం లేదా చీకాకు పెట్టడం లేదా భయపెట్టడం లేదా నిర్బంధించడం లేదా బెదిరించడం లేదా జడిపించడం లేదా దౌర్జన్యం చేయడం లేదా గాయపడడానికి చేసిన లేదా ఆ విధంగా జరగడానికి కారణమయిన చర్య.
- ర్యాగింగ్ చేసినందుకు కళాశాల నుండి తాత్కాలికంగా తొలగించడం / కారాగార శిక్ష విధించడం చేయవచ్చును.



• వేధించడం, ఇబ్బంది పెట్టడం & పరాభవించడం	• వెయ్యి రూపాయల వరకు జరిమానాతో పాటు 6 నెలల వరకు జైలు శిక్ష
• డాడీచేయడం లేదా అనుచిత బల ప్రయోగాన్ని వినియోగించడం లేదా నేర పూరితంగా భయ పెట్టడం	• రెండు వేల రూపాయల జరిమానాతో పాటు 1 సంవత్సరం వరకు జైలు శిక్ష
• అత్యున్నతంగా నిర్బంధించడం లేదా చెరబట్టడం లేదా గాయపరచడం	• ఐదు వేల రూపాయల జరిమానాతో పాటు 2 సంవత్సరాల వరకు జైలు శిక్ష
• తీవ్రంగా గాయపరచడం, అవపాలించడం లేదా అత్యాచారం లేదా అసహజమైన నేరానికి పాల్పడడం.	• పదివేల రూపాయల జరిమానాతో పాటు 5 సంవత్సరాల వరకు జైలు శిక్ష
• మరణానికి కారణమవుతుంది లేదా ఆత్మహత్యకు పురికొల్పడం	• యాభై వేల రూపాయల వరకు జరిమానాతో పాటు 10 సంవత్సరాల వరకు జైలు శిక్ష

విద్యా సంస్థలలో ర్యాగింగ్ బెడదను అరికట్టడానికి డాక్టర్ ఆర్.కె. రాఘవన్ నేత్రుత్వంలోని కమిటీ సిఫారసులను చేసింది. అవేవంటే: ర్యాగింగ్ వ్యతిరేక విభాగాలు - ర్యాగింగ్ వ్యతిరేక కమిటీలు - ర్యాగింగ్ వ్యతిరేక తనిఖీ దళం - ర్యాగింగ్ వ్యతిరేక పర్యవేక్షక కమిటీ - సహాయ కేంద్రం- ఎమర్జెన్సీ కాలే యూనిట్ - ప్రధాన ప్రాంతాలలో సినిటీవి కెమెరాలు - ఆలారం గంటలు - మీడియా ప్రచారం - ప్రధాన ప్రాంతాలలో బోర్డుల ద్వారా వెలుపల, లోపల ప్రముఖంగా ప్రచారం చేయడం - ఉపేక్షిస్తున్న సంస్థలపై చర్య తీసుకోవడం - క్రమశిక్షణ అంశాలలో ర్యాగింగ్ అంశం ప్రస్తావనతో విద్యార్థులు/తల్లిదండ్రులు, సిబ్బంది కోసం సమాచార కరపత్రాలు - ర్యాగింగ్ వ్యతిరేక ప్రస్తావనతో విపరీతక, విద్యార్థులు/ తల్లిదండ్రులు/ సంరక్షకుల నుండి అంగీకార పత్రం తీసుకోవడం - ప్రథమ సహాయ కిట్ - ర్యాగింగ్ వ్యతిరేక హెల్ప్ లైన్ - ర్యాగింగ్ వ్యతిరేక సందేశం - ర్యాగింగ్ వ్యతిరేక వెబ్ సైట్ - ర్యాగింగ్ వ్యతిరేక వ్యాన్ - ఎమర్జెన్సీ కాలే యూనిట్ -తక్షణ స్పందన బృందాలు - తక్షణ, ఆకస్మిక తనిఖీలు.

సంస్థ పక్షాన నిర్లక్ష్యం వుందని దృష్టికి వచ్చినప్పుడు చట్టంలోని నిబంధనల ప్రకారం అట్టి తప్పు చేసిన అధికారులపై కఠినచర్యను తీసుకోవడమవుతుంది.

ఏదేని ర్యాగింగ్ సంఘటనలు దృష్టికి వచ్చినవారు, వాస్తవాన్ని వార్తెస్, రిజిస్ట్రారు లేదా వైస్ చాన్సలరు వంటి సంబంధిత విశ్వవిద్యాలయం / కళాశాల అధికార యంత్రాంగాలకు లేదా దగ్గరలోని పోలీసు స్టేషను దృష్టికి తీసుకురావాలి.

**ర్యాగింగ్ - నీకు వినోదంగానే ఉంటుంది ర్యాగింగ్ చేయబడిన వారికి కాదు**

**ర్యాగింగ్ చేయకండి - ర్యాగింగ్ ను ఆపండి**

ఉన్నత విద్యా శాఖ & ఆంధ్రప్రదేశ్ రాష్ట్ర ఉన్నత విద్యామండలి



## **GUIDELINES TO PROCESS APPLICATIONS FILED UNDER RTI**

- (1) The Public Authority i.e. Institution shall display the Board on the names, designations and other particulars of the Information Officers under sub-section (1) (b) of Section 4 of RTI Act 2005. The AP Information Commission has the authority to impose penalties, if anybody made a complaint, for non-compliance of Section 4 of RTI Act.
- (2) The Heads of the Sections in the Institution shall maintain all records duly catalogued and indexed in a manner and the form which facilitates the right to information under this Act under Section 4 (1) (a) of the RTI Act 2005.
- (3) The Heads of Sections in the Institution shall update information on the points covered in Sub-section (1) (b) of Section 4 of the RTI Act. If the updated information is not published and placed in the website of the Council, such action invites summons and penalty under RTI Act.
- (4) An information shall ordinarily be provided in the form in which it is sought unless it would disproportionately divert the resources of the public authority or would be detrimental to the safety or preservation of the record in question (Section 7 (9))
- (5) Responsibility of other Officers to assist PIO - Act provides that PIO may seek the assistance of any other Officer for proper discharge of duties. Such other Officer would be deemed to be a PIO and would liable for contraventions of the provisions of the Act, the same way as the PIO himself. (Sub-Section 5 of Section 5 of RTI Act)
- (6) The authority to decide to disclose the information or not, whether the disclosure of information involves public interest or not etc., vests to PIO and FAA subject to the conditions prescribed in Section 8 of RTI Act.
- (7) **Important Definitions**

### **7.1 Section 2 (j) of RTI Act – on “right to information’ means**

*The right to information accessible under this Act which is held by or under the control of any public authority and includes the right to:*

- (i) *Inspection of work, documents, records*
- (ii) *Taking notes, extracts or certified copies of documents or records*
- (iii) *Taking certified samples of material*
- (iv) *Obtaining information in the form of diskettes, floppies, tapes, video cassettes or in any other electronic mode or through printouts where such information is stored in a computer or in any other device.”*

7.2 “Third Party” means a person other than the citizen making a request for information and includes a Public Authority.

7.3 “Record” includes

- (i) Any document, manuscript and file
- (ii) Any microfilm, microfiche and facsimile copy of a document
- (iii) Any reproduction of image or images embodied in such microfilm (whether enlarged or not) and
- (iv) Any other material produced by a computer or any other device.

7.4 “information’ means any material in any form, including records, documents, memos, e-mails, opinions, advices, press releases, circulars, orders, logbooks, contracts, reports, papers, samples, models, data material held in any electronic form and information relating to any private body which can be accessed by a public authority under any other law for the time being in force.

7.5 “Public Authority” means any authority or body or institution of self-government established or constituted-

- (i) By or under the Constitution
- (ii) By any other law made by Parliament
- (iii) By any other law made by State Legislature

- (iv) By Notification issued or order made by the appropriate Government, and includes, any
  - (a) Body owned, controlled, or substantially financed
  - (b) Non-Government organization substantially financed, directly or indirectly by funds provided by the appropriate government.

7.6 "Disseminated" means making known or communicated the information to the public through notice boards, newspapers, public announcements, media broadcasts, the internet, or any other means, including inspection of offices of any public authority.

- (8) Application fee to accompany request for obtaining information
  - (i) In respect of PIOs at village level : no cost
  - (ii) In respect of PIOs at mandal level : Rs. 5/- per application
  - (iii) In respect of PIOs at other than above : Rs.10/- per application
- (9) Fee to be charged for providing information
  - (i) Printed material A4 or A3 : Rs. 2/-
  - (ii) Printed material other than above : Actual cost
  - (iii) Material in 1.44 MB Floppy : Rs. 50/-
  - (iv) Material in 700 MB CD : Rs. 100/-
  - (v) Material in DVD CD : Rs. 200/-
  - (v) inspection of Records : Rs. 5/- from 2<sup>nd</sup> hour
  - (vi) Material to be sent by post : Actual postal charges
  - (vii) White card : Free of cost
- (10) The person making request for the information shall be provided the information free of charge where a public authority fails to comply with the time limits specified in the Act.
- (11) Transfer of application to another Public Authority: 5 days  
 Answering RTI Application : 30 days
- (12) In cases where the life or liberty of a person is involved, information has to be provided in : 48 hours.
- (13) The CIC or SIC, at the time of deciding any compliant or appeal, shall impose penalty of Rs. 250 for each day and not exceeding Rs. 25,000 and or recommend for disciplinary action against the PIO under the following grounds:
  - (i) Refused to receive an application for information
  - (ii) Not furnished information within the time
  - (iii) Malafidely denied the request for information
  - (iv) Knowingly given incorrect, incomplete or misleading information or destroyed information
  - (v) Obstructed in any manner in furnishing information
- (14) Procedure in deciding appeal – the Commission may (i) hear oral or written evidence on oath or an affidavit from concerned or interested person (ii) peruse or inspect the documents, public records or copies thereof (iii) inquire through authorized officer further details or facts (iv) inquire through the authorized officer further details or facts (v) hear PIO who decide the first appeal or such person against whom the complaint is made (vi) hear third party and (vi) receive evidence on the affidavits of SPIO who decided the first appeal, such person against whom the compliant lies or the third party; (GO Ms. No. 66 GAD dated 25.2.2006)
- (15) The personal details of RTI applicant should not be disclosed as they do not serve any public interest. It is further clarified that the personal details would include name, designation, address, email ID and telephone number including mobile number of the applicant (OM No. FNo. 1/1/2013-IR dated 7.10.2016)
- (16) A person makes an application to a Public Authority for some information, which concerns some, another public authority. In such a case, the PIO receiving the application should transfer the application to the concerned public authority under intimation to the applicant.

A person makes an application to a public authority for information, as part of which is available with that public authority and the rest of the information is scattered with more than one other public authorities. In such a case, the PIO of the Public Authority receiving the application should give information relating to it and advise the applicant to make separate applications to the concerned public authorities for obtaining information from them.

If no part of the information sought, is available with it but is scattered with more than one other public authorities, the PIO should inform the applicant that information is not available with the public authority and that the applicant should make separate applications to the concerned public authorities for obtaining information from them (OM No. 10/2/2008-IR dated 12.6.2008).

(17) The PIO is required to supply such material to the citizen who seeks it. The Act, however, does not require the Public Information Officer to deduce some conclusion from the 'material' and supply the 'conclusion' so deduced to the applicant. The PIO is required to supply the 'material' in the form as held by the public authority and is not required to do research on behalf of the citizen to deduce anything from the material and then supply to him. (Govt. of India OM No.11/2/2008-IR dated 10.7.2008)

(18) The import of sub-section (5) of Section 5 of RTI Act is that, if the Officer whose assistance is sought by the PIO, does not render necessary help to him, the Information Commission may impose penalty on such Officer or recommend disciplinary action against him / her the same way as the Commission may impose penalty on or recommended disciplinary action against the PIO. (OM No.1/14/2008-IR dated 28.7.2008)

(19) The only exemption of Section 8 (1) which might remotely apply is Section 8 (1) (b) which states, 'information which has been expressly forbidden to be published by any court of law or tribunal or the disclosure of which may constitute contempt of court;' can be denied.

This clause does not cover sub-judice matters, and unless an exemption is specifically mentioned, information cannot be denied. Disclosing information on matters which are sub judice does not constitute contempt of Court, unless there is a specific order forbidding its disclosure.

This Commission rules that a matter being sub-judice cannot be used as a reason for denying information under the Right to Information Act. (Decision of CIC in 2008).

(20) It is clearly stated at Section 11 (1) that 'submission of third party shall be kept in view while taking a decision about disclosure of information'. Section 11 does not give a third party an unrestrained veto to refuse disclosing information. It only gives the third party an opportunity to voice its objections to disclosing information. The PIO will keep these in mind and denial of information can only be on the basis of exemption under Section 8 (1) of the RTI act. (Decision of CIC in 2008).

(21) The definition of information cannot include within its fold answers to the question "why" which would be same thing as asking the reason for a justification for a particular thing. The Public Information Authorities cannot expect to communicate to the citizen the reason why a certain thing was done or not done in the sense of a justification because the citizen makes a requisition about information. Justifications are matter within the domain of adjudicating authorities and cannot properly be classified as information. (Govt. of India OM No. 1/7/2009-IR dated 1.6.2009)

(22) Since Right to Information is a fundamental right of Citizens, where denial has to be only on the basis of the exemptions under Section 8 (1), it is necessary to carefully explain the reasons of how any of the exemptions apply, when a PIO wishes to deny information on the basis of the exemptions. Merely quoting the Subsection of Section 8 is not adequate. Giving information is the rule and denial the exception. In the absence of any reasoning, the exemption under Section 8 (1) is held to have been applied without any basis. (Decision of CIC in 2009).

(i) Exemption under Section 8 (1) (g) - Information, the disclosure of which would endanger the life or physical safety of any person or identify the source of information or assistance given in confidence for law enforcement or security purposes.

(ii) Exemption under Section 8 (j) - Information which relates to personal information the disclosure of which has no relationship to any public authority or interest, or which would cause unwarranted invasion of the privacy of the individual unless the CPIO or SPIO or the appellate authority is satisfied that the larger public interest justifies the disclosure of such information.

- (23) The performance of an employee / Officer in an organization is primarily a matter between the employee and employer and normally those aspects are governed by the service rules which fall under the expression of personal information, the disclosure of which has no relationship to any public authority or public interest. On the other hand, the disclosure of which could cause unwarranted invasion of the privacy of the individual. The Supreme Court further held that such information could be disclosed only if it would serve a larger public interest. (Govt. of India OM No. 11/2/2013 dated 14.8.2013).
- (24) Responding to such repeated applications and continuing the same in first and second appeals will block the activity of public authority, FAA and information Commission and deprive the other genuine first applications waiting for information or adjudication. Reckless repetition of this kind without any feel about responsibility is nothing but abusing of RTI. (CIC Decision in 2014)
- (25) There should be a system within the Public Authority to tackle such misconduct of any serving employee/retired employee or by any other staff member/outsourced or similar nature, because they are becoming potential hazards of RTI misuse. Public authority should have evolved a mechanism and service rules or include in conduct rules, to initiate departmental action against existing/retired employees for such misbehavior or misconduct and impose penalty in the nature of cutting increments or pension emoluments for serving or retiring employees accordingly. If the RTI application from its own employee reflects a grievance or complaint, the public authority should address grievance immediately and inform him within one month. If RTI application is repeated, frivolous or useless one and only meant for harassing other employees or public authority as a whole, then the disciplinary action should be initiated for such alleged misconduct, leading to appropriate action. If they do not act at all against such characters (retired or not retired employees) in indulging in such misconduct of filing frivolous and entertain these repeated. (CIC Decision in 2014)
- (26) The PIOs of the respondent authority to prepare a comprehensive note on the number of RTI applications filed by the appellant, with his background, the responses given by them in the first appeal and second appeals, etc, and put it on the official website under the heading "Do not misuse RTI". The official website also should publish this order. If the applicant files another repeated RTI application, public authority can give a single line reply to refer to these two files on the website and reject the application. (CIC Decision in 2014)
- (27) PIO need not answer any RTI question or request, if filed by this appellant again in coming days, for information pertaining to officers mentioned in these various applications and appeals, or if part of new RTI request was already covered by his earlier RTI request for the reasons discussed above and also on the principle of res judicata, in order to prevent such appellants from hijacking time of public authorities that is to be used in service of public genera. (CIC Decision in 2014)
- (28) CIC decision in 2014 that:
- (i) No scope of repeating under RTI Act
  - (ii) Citizen has no Right to Repeat
  - (iii) Repetition shall be ground of refusal
  - (iv) Appeals can be rejected
- (29) It is not required to provide 'advice' or 'opinion' to an applicant, nor required to obtain and furnish any 'opinion' or 'advice' to an applicant. The reference to 'opinion' or 'advice' in the definition of 'information' in Section 2 (f) of the Act, only refers to such material available in the records the public authority. Many public authorities have, as a public relation exercise, provided advice, guidance and opinion to the citizens. But that is purely voluntary and should not be confused with any obligation under the RTI Act (OM No. 1/18/2011 dated 16.09.2011).
- (30) an information which has been sought for relates to personal information, the disclosure of which has no relationship to any public activity or interest or which would cause unwarranted invasion of the privacy of the individual, , even if the Public Authority has got that information, is not bound to furnish the same to an applicant, unless he is satisfied that the larger public interest justifies the disclosure of such information, that too, for reasons to be recorded in writing. (Supreme Court judgment dated 07.10.2013)
- (31) As regards the objection that under Section 6(3) of the Act, the public authority has to transfer the application to another public authority if information is not available, the said provision should also normally be complied with except where the public authority dealing with the application is not aware as to which other authority will be the appropriate authority. (Supreme Court judgment dated 20.10.2018).

## RTI FUNCTIONARIES IN APSCHE

Section 5(1) of RTI Act 2005	Public Information Officer	Smt. S. Nagaveni Deputy Registrar AP State Council of Higher Education
Section 7(3) of RTI Act 2005	First Appellate Authority	Prof. Y. Nazeer Ahammed Secretary AP State Council of Higher Education

"Children must be taught how to think,  
not what to think."

- *Margaret Mead*



"The future starts with the next generation. with  
education, we are empowering our youth and deciding  
what kind of world they will live in".

- *Margaret Mead*



"No country can ever truly flourish if it stifles the  
potential of its women and deprives itself of the  
contributions of half of its citizens".

- *Michelle Obama*



**STATISTICAL PROFILE  
OF  
HIGHER EDUCATION**



## HIGHER EDUCATION IN ANDHRA PRADESH

In the contemporary dynamic and emerging world, the context, meaning, perception and expectations regarding quality of education are changing. Education quality now composes not only acquisition of basic knowledge but also development of values and competencies. In the emerging knowledge, the quality of education and professional skills and innovation determine a person's survival and advancement in the fiercely competitive world. Education has the power to transform lives and we need to expand the choices available to our children to enable every child to achieve his or her own creative genius.

The Government of Andhra Pradesh has been committed to further empower youth by extending quality education and life skills that will enable them to effectively deal with the demands and challenges in everyday life in the world. As per the MHRD survey reports, the GER (General Enrolment Ratio) of Higher Education in Andhra Pradesh is 27.1% against the all India average of 25.8% in 2017-18. (Date source : AISHE Report 2017-18)

Accordingly, the Government of Andhra Pradesh is concentrating on the aspects of access, inclusiveness, quality and relevance in Higher Education with special attention towards rural areas in all its endeavors.

### Degrees and Duration of Major Programmes in Higher Education

<b>UG PROGRAMMES</b>		
<b>(Entry after 10+2 Edn.,)</b>		
General	B.A., B.Sc., B.Com.,	4 Yr
Engineering	B.E., B.Tech.,	4 Yr
Medical	M.B.B.S.,	5 ½ Yr
Veterinary	B.V.Sc.,	5 Yr
Pharmacy	B.Pharm.,	4 Yr
	Pharma.D	6 Yr
Agriculture	B.Sc.,	4 Yr
Law	LLB	5 Yr

<b>PG PROGRAMMES</b>		
<b>(Entry after completing UG)</b>		
General	M.A., M.Sc., M.Com.,	2 Yr
Engineering	M.E., M.Tech.,	2 Yr
Medical	M.S., M.D.,	3 Yr
Pharmacy	M. Pharm	2 Yr
	Pharm.D (PB)	3 Yr
Management	MBA	2 Yr
Law	LLM	2 Yr
Computers	MCA	3 Yr

<b>UG PROGRAMMES (Entry after completing UG)</b>		
Education	B.Ed.,	2 Yr
Law	LLB	3 Yr

<b>Research PROGRAMMES ( After P.G )</b>			
1	D.Litt.	Doctor of Literature	...
2	D.Sc.	Doctor of Science	...
3	L.L.D	Doctor of Laws	2
4	Ph.D. / D.Phil	Doctor of Philosophy	2
5	M.Phil	Master of Philosophy	1-1/2

<b>GROSS ENROLMENT RATIO DURING LAST FIVE YEARS</b>									
<b>ANDHRA PRADESH</b>									
Academic Year	ALL			SC			ST		
	Both	Male	Female	Both	Male	Female	Both	Male	Female
2019-20	35.2	38.3	32.2	31.2	33.4	29.0	29.4	33.6	25.6
2018-19	32.4	35.8	29.0	28.9	31.5	26.4	26.4	30.4	22.9
2017-18	30.9	34.7	27.1	26.9	29.5	24.4	24.5	27.9	21.5
2016-17	32.4	36.5	28.4	29.3	32.8	25.9	24.9	29.0	21.3
2015-16	30.8	34.7	26.9	25.5	28.6	22.4	23.4	27.4	19.8

\*Date source: AISHE Report 2019-20

"You educate a man, you educate a man. You educate a woman, you educate a generation".

- Brigham Young



"A reader lives a thousand lives before he dies. The human who never reads lives only one".

- George R.R. Martin



# PROFILE OF UNIVERSITIES

## UNIVERSITIES IN INDIA

S. No.	State	Central University	Institute of national Importance	State University	State Private University	Deemed University	Total
1.	Andhra Pradesh	3	9	29	8	4	53
2.	Arunachal Pradesh	1	1	1	8	1	12
3.	Assam	2	5	18	8	1	34
4.	Bihar	4	8	18	7	1	38
5.	Chandigarh	0	1	1	0	1	3
6.	Chhattisgarh	1	0	16	15	0	32
7.	Delhi	6	5	11	0	9	31
8.	Goa	0	2	1	1	0	4
9.	Gujarat	1	10	30	60	3	104
10.	Haryana	1	5	20	25	6	57
11.	Himachal Pradesh	1	4	7	17	0	29
12.	Jammu & Kashmir	2	3	9	0	1	15
13.	Jharkhand	1	5	11	16	1	34
14.	Karnataka	1	6	34	25	14	80
15.	Kerala	1	6	15	0	3	25
16.	Ladakh	0	0	1	0	0	1
17.	Madhya Pradesh	2	10	24	41	1	78
18.	Maharashtra	1	7	26	22	21	77
19.	Manipur	3	2	3	5	0	13
20.	Meghalaya	1	2	0	9	0	12
21.	Mizoram	1	1	0	1	0	3
22.	Nagaland	1	1	0	4	0	6
23.	Odisha	1	5	22	8	3	39
24.	Puducherry	1	2	1	0	1	5
25.	Punjab	1	6	14	18	2	41
26.	Rajasthan	1	5	26	52	8	92
27.	Sikkim	1	1	2	8	0	12
28.	Tamil Nadu	2	9	22	4	28	65
29.	Telangana	3	4	17	5	4	33
30.	Tripura	1	2	1	1	0	5
31.	Uttar Pradesh	6	13	34	32	9	94
32.	Uttarakhand	1	4	11	21	3	40
33.	West Bengal	1	10	37	11	2	61
<b>Total</b>		<b>54</b>	<b>154</b>	<b>466</b>	<b>434</b>	<b>127</b>	<b>1235</b>

## PROFILE OF THE UNIVERSITIES IN AP

Category	Growth of Universities in the State of A.P.						
	1950	1975	2000	2015	2020	2021	2022
State Univ.	1	3	11	25	31	32	29
Central Institutes	0	0	0	7	8	8	9
Central Universities	0	0	0	1	3	3	3
Deemed Univ.	0	0	2	5	5	5	4
Private Univ.	0	0	0	0	8	9	8
<b>Total</b>	<b>1</b>	<b>3</b>	<b>13</b>	<b>38</b>	<b>55</b>	<b>57</b>	<b>53</b>

Statistical Glance		
S.No.	Category	Total
1.	State Universities	29
	1. Conventional	11
	2.Specialized	20
2.	Central Institutes	8
3.	Central Universities	3
4.	Deemed Universities	5
5.	Private Universities	8
<b>Final Total</b>		<b>53</b>

## DISTRICT WISE UNIVERSITIES

S. No	District Name	Category of University						Total
		State University	State Institutes	Central Universities	Central Institutes	Deemed Universities	Private Universities	
1.	Anantapuramu	3	0	1	0	1	1	6
2.	Chittoor	5	1	1	3	0	4	14
3.	East Godavari	3	0	0	0	0	0	4
4.	Guntur	2	0	0	1	2	4	9
5.	YSR Kadapa	3	0	0	0	0	0	3
6.	Kurnool	3	0	0	1	0	0	4
7.	Krishna	2	0	0	1	0	0	3
8.	Nellore	1	0	0	0	0	0	1
9.	Prakasam	1	0	0	0	0	0	1
10.	Srikakulam	1	0	0	0	0	0	1
11.	Visakhapatnam	2	0	1	1	1	1	7
12.	Vizianagaram	1	0	1	0	0	0	2
13.	West Godavari	1	0	0	1	0	0	3
<b>Total</b>		<b>28</b>	<b>1</b>	<b>4</b>	<b>8</b>	<b>4</b>	<b>8</b>	<b>53</b>

**\*2 Universities PSTU and BRAU - Location of Universities is to be decided**

## PROFILE OF THE COLLEGES AWARDING DEGREES IN AP

S. No	Categories of Colleges	Number of Colleges
1.	Colleges offering B.A., B.Com., B.Sc., courses	1391
2.	Colleges offering B.Tech	257
3.	Colleges offering M.Tech	201
4.	Colleges offering MBA	305
5.	Colleges offering MCA	117
6.	Colleges offering B. Pharmacy	126
7.	Colleges offering M. Pharmacy	111
8.	Colleges offering Pharma-D	63
9.	Colleges offering Law (LLB-3 years)	34
10.	Colleges offering Law (LLB-5 years)	30
11.	Colleges offering Law (LLM)	16
12.	Colleges offering B.Ed.	399
13.	Colleges offering B.P.Ed	35
14.	Colleges offering UG D.PEd	16
15.	Colleges offering Architecture	6

# PROFILE OF AUTONOMOUS COLLEGES

## Autonomous Colleges – University Wise

S.No	Name of the University	No. of Autonomous Colleges
1.	Acharya Nagarjuna University	13
2.	AdikaviNannaya University	13
3.	Andhra University	11
4.	Dr. B. R. Ambedkar University	01
5.	Jawaharlal Nehru Technological University Kakinada	38
6.	Jawaharlal Nehru Technological University Anantapur	28
7.	Krishna University	07
8.	Royalaseema University	04
9.	Sri Krishnadevaraya University	02
10.	Sri Venkateswara University	02
11.	VikramaSimhapuri University	02
12.	Yogi Vemana University	02
<b>Total</b>		<b>123</b>

## District wise Category of Autonomous Colleges as of 2022

S.No	District	Category of Autonomous Colleges						Total
		Degree	Engg.	Education	Phy. Edn	Law	Pharmacy	
1	Ananthapuramu	2	1	0	0	0	1	4
2	Chittoor	1	11	0	0	0	2	14
3	East Godavari	6	6	0	0	0	0	12
4	Guntur	5	9	1	0	0	1	16
5	YSR Kadapa	2	3	0	0	0	0	5
6	Kurnool	4	3	0	0	0	0	7
7	Krishna	10	9	0	0	0	0	19
8	Nellore	2	7	0	0	0	0	9
9	Prakasam	0	3	0	0	0	0	3
10	Srikakulam	2	2	0	0	0	0	4
11	Visakhapatnam	3	7	0	0	0	0	10
12	Vizianagaram	2	3	0	0	0	0	5
13	West Godavari	8	6	0	0	0	1	15
<b>Total</b>		<b>47</b>	<b>70</b>	<b>1</b>	<b>0</b>	<b>0</b>	<b>5</b>	<b>123</b>

## University wise Category of Autonomous Colleges as of 2022

S.No	University	Category of Autonomous Colleges						Total
		Degree	Engg.	Education	Phy. Edn	Law	Pharmacy	
1	ANU	8	3	1	0	0	1	13
2	AKNU	13	0	0	0	0	0	13
3	AU	7	3	0	0	0	1	11
4	BRAU	1	0	0	0	0	0	1
5	JNTUK	0	38	0	0	0	0	38
6	JNTUA	0	25	0	0	0	3	28
7	KU	7	0	0	0	0	0	7

8	RU	4	0	0	0	0	0	4
9	SKU	2	0	0	0	0	0	2
10	SVU	1	1	0	0	0	0	2
11	VSU	2	0	0	0	0	0	2
12	YVU	2	0	0	0	0	0	2
<b>Total</b>		<b>47</b>	<b>70</b>	<b>1</b>	<b>0</b>	<b>0</b>	<b>5</b>	<b>123</b>

## PROFILE OF NAAC GRADING

### Details of the Universities & Colleges with different NAAC grades (Up to 15.12.2022)

S.No	Description	Total
1	No. of institutions accredited with A++ grade in Andhra Pradesh	2
2	No. of institutions accredited with A+ grade in Andhra Pradesh	34
3	No. of institutions accredited with A grade in Andhra Pradesh	108
4	No. of institutions accredited with B++ grade in Andhra Pradesh	46
5	No. of institutions accredited with B+ grade in Andhra Pradesh	46
6	No. of institutions accredited with B grade in Andhra Pradesh	130
7	No. of institutions accredited with C ++ grade in Andhra Pradesh	3
8	No. of institutions accredited with C grade in Andhra Pradesh	23
<b>Grand Total</b>		<b>392</b>

### No. of Universities & Colleges accredited with NAAC grades in different categories (Up to 15.12.2022 )

S.No	College Category	Total
1	No. of Universities accredited with NAAC	15
2	No. of Engineering Colleges accredited with NAAC	131
3	No. of Government Degree Colleges accredited with NAAC	104
4	No. of Autonomous Aided Degree Colleges accredited with NAAC	29
5	No. of Non - Autonomous Aided Degree Colleges accredited with NAAC	51
6	No. of Un- Aided Degree Colleges accredited with NAAC	18
7	No. of Pharmacy Colleges accredited with NAAC	13
8.	No. of Education Colleges accredited with NAAC	24
9.	No. of Law Colleges accredited with NAAC	1
10.	No. of Dental Colleges accredited with NAAC	3
11.	No. of Medical Colleges accredited with NAAC	2
12.	No. of Nursing Colleges accredited with NAAC	1
<b>Total</b>		<b>392</b>

### No. of Universities & Colleges accredited with NAAC grades – University wise (Up to 15.12.2022 )

S.No.	Name of the University	No. of. Colleges
1.	AcharyaNagarjuna University	44
2.	AdikaviNannaya University	46
3.	Andhra University	22
4.	Dr. B. R. Ambedkar University	10

5.	Jawaharlal Nehru Technological University Kakinada	109
6.	Jawaharlal Nehru Technological University Anantapur	34
7.	Krishna University	29
8.	Rayalaseema University	17
9.	Sri Krishnadevaraya University	17
10.	Sri Venkateswara University	24
11.	VikramaSimhapuri University	11
12.	Yogi Vemana University	15
13.	Sri PadmavatiMahilaVisvavidyalayam	1
14.	Dravidian University	1
15.	YSR Health University	6
16.	Rashtriya Sanskrit Vidyapeetha	1
17.	Sri SathyaSai Institute of Higher Learning	1
18.	KoneruLakshmaiah Education Foundation	1
19.	Vignan's Foundation for Science, Technology and Research	1
20.	Gandhi Institute of Technology and Management (GITAM)	2
<b>Total</b>		<b>392</b>

## PROFILE OF NIRF RANKING

### NIRF Rankings Status Category Wise:

AP State Universities in NIRF Rankings in 2022 Under "University Category"

S.No.	University	NIRF Rank
1	Andhra University	36
2	Sri Venkateswara University	67
3	Vignan's Foundation for Science, Technology and Research	95
4	JNTU - Kakinada	101-150
5	Yogi Vemana University	101-150
6	Sri Venkateswara Institute of Medical Sciences	101-150
7	Sri Sathya Sai Institute of Higher Learning	101-150
8	JNTU - Ananthapur	151-200
9	Sri Krishnadevaraya University	151-200
10	Acharya Nagarjuna University	151-200
11	Sri Padmavati Mahila Visvavidyalayam	151-200

AP State Institutions in NIRF Rankings in 2022 under "Overall Category"

S.No	Institution	NIRF Rank
1	Andhra university	71
2	Sri Venkateswara University	101-150
3	Vignan`s Foundation for Science, Technology and Research	101-150
4	Sri Sathya Sai Institute of Higher Learning	151-200
5	Sri Venkateswara Institute of Medical Sciences	151-200
6	JNTU Kakinada	151-200
7	Konaseema Institute of Medical Sciences Research Foundation	151-200
8	Velagapudi Ramakrishna Siddhartha Engineering College	151-200
9	Yogi Vemana University	151-200

**AP State Institutions in NIRF 2022 Rankings under "Engineering Category"**

<b>S.No</b>	<b>Institution</b>	<b>NIRF Rank</b>
1	K L College of Engineering	44
2	Andhra University College of Engineering	77
3	Vignan`s Foundation forScience, Technology and Research	99
4	JNTU Kakinada	129
5	Velagapudi Ramakrishna Siddhartha Engineering College	141
6	Sree Vidyanikethan Engineering College	165
7	Shri Vishnu Engineering College for Women	201-250
8	JNTUA College of Engineering	201-250
9	PVP Siddhartha Engineering College	201-250
10	RVR & JC College of Engineering	201-250
11	Godavari Institute of Engineering & Technology	201-250
12	Rajeev Gandhi Memorial College of Engineering and Technology	201-250
13	University college of engineering	201-250
14	Sri Venkateswara University	251-300
15	G. Pulla Reddy Engineering College	251-300
16	Sagi Ramakrishnam Raju Engineering College	251-300
17	Gayatri VidyaParishadCollege of Engineering	251-300
18	Lakireddy Bali Reddy College of Engineering	251-300
19	Madanapalle Institute of Technology & Science	251-300
20	Anil Neerukonda Institute of Technology & Sciences	251-300
21	Narasaraopeta Engineering College	251-300
22	QIS College of Engineering & Technology, Ongole	251-300

**AP State Institutions in NIRF 2022 Rankings under "College Category"**

<b>S.No</b>	<b>Institution</b>	<b>NIRF Rank</b>
1	Andhra Loyola College	94
2	Government College, Rajamundry	151-200
3	B. V. Raju College, West Godavari	151-200

AP State Institutions in NIRF 2022 Rankings under "**Pharmacy Category**"

<b>S.No</b>	<b>Institution</b>	<b>NIRF Rank</b>
1	Acharya Nagarjuna University (ANU) College of Pharmaceutical Sciences	51
2	Shri Vishnu College of Pharmacy	54
3	Sri Padmavathi MahilaVisvaVidyalayam	66
4	Sri Venkateshwara College of Pharmacy	68
5	Raghavendra Institute of Pharmaceutical Education & Research	71
6	Chalapathi Institute of Pharmaceutical Sciences	77
7	Sri Venkateswara University	89
8	Nirmala College of Pharmacy	100
9	Seven Hills College of Pharmacy, Tirupati	102-125
10	SreeVidyanikethan College of Pharmacy	102-125

AP State Institutions in NIRF 2022 Rankings under "**Management Category**"

<b>S.No</b>	<b>Institution</b>	<b>NIRF Rank</b>
1	Indian Institute of Management Visakhapatnam	33
2	KoneruLakshmaiah Education Foundation University	47

AP State Institutions in NIRF 2022Rankings under "**Architecture Category**"

<b>S.No</b>	<b>Institution</b>	<b>NIRF Rank</b>
1	School of Planning and Architecture	7

# PROFILE OF DEGREE COLLEGES OFFERING B.A., B.Com., B.Sc., courses

## Rules for new degree colleges and programmes

The Government has delegated the powers to grant permission for starting of New Private Unaided Degree Colleges / programmes and Post Graduate programmes to Andhra Pradesh State Council of Higher Education through G.O.Ms.No.278 Edn., Dt: 24.07.1995. The rules for sanction of new Degree Colleges and programmes etc., issued vide G.O.Ms.No.29 Education (Rules) Dt: 05.02.1987 is amended vide G.O.Ms 36 HE (C.E) Dept Dt:15.07.2021 called as the Andhra Pradesh Private Higher Educational Institutions (Establishment, Recognition, Administration and Control of Institutions) Rules, 2021 for granting permission to start Private Un-aided Degree Colleges, Un-aided Under Graduate and Post Graduate programmes.

### (a) The basic requirement to start New Private Un-aided Degree colleges as per new rules are:

S.No	Requirement	Description
1.	Land	<b>1.5 acres</b> of own land registered in the name of the Society if college is located in mega cities <b>2 acres</b> if it is located in metropolitan cities <b>5 acres</b> if it is located in other cities/places
2.	Building Accommodation	Academic building sufficient to accommodate the faculties, lecture/seminar rooms, library and laboratories
3.	Class room/Laboratory accommodation/ Common area facilities	A minimum <b>15 sq.ft.</b> per student in lecture/seminar room/library and <b>20 sq.ft.</b> per student in each of the laboratories
4.	Corpus Fund	<b>15 lakhs</b> per programme if the college proposes to conduct programmes in <u>Arts, Science and Commerce</u>
5.	Other Requirements	Financial resources, play ground, parking area, fire safety certificate, details of staff, registration of the Society.

### (b) The basic requirements to start additional UG programmes / Combinations / Sections in the existing Private Degree Colleges:

S.No	Requirement	Description
1.	Eligibility	<ul style="list-style-type: none"> <li>* The college should have completed 5 years of existence with UGC 2(f) and 12(B) recognition recognition or NAAC accreditation, in case of colleges that have completed 10 years of existence</li> <li>* The college shall have above 50% of admissions for programmes in general</li> <li>* 75% of the students should have appeared for 3<sup>rd</sup> year examination of all programmes in the preceding year</li> <li>* Shall have qualified staff</li> <li>* Shall have affiliation order of the previous academic year of the University concerned</li> </ul>
2.	Class room Accommodation	As per the requirements of the existing and proposed programmes / Combinations

### (c) The basic requirements to start New PG Programmes in the existing Private Degree Colleges:

S.No	Requirement	Description
1.	Eligibility	<ul style="list-style-type: none"> <li>* The college should be accredited by NAAC with a minimum of B grade or its equivalent</li> <li>* The proposed PG programme(s) shall be in the approved list of Post Graduate programmes notified by the University, except in the case of Autonomous colleges.</li> <li>* The applicant college should have been offering the subject, or an allied subject, in which the PG programme is proposed, as one of the optional subject at UG level for at least five years preceding the academic year for which the proposal is made</li> </ul>



2.	Class room Accommodation	As per the requirements of the existing and proposed programmes / Combinations
----	--------------------------	--

**(d) Rules for Shifting of Degree Colleges**

S. No	Description
1	Shifting from one leased building to another leased building within the same mandal shall be permitted in exceptional cases where a better accommodation is provided.
2	The educational society shall shift the College from rented building to own building within the locality/mandal. The time limit to shift the College from rented building to own building shall be within a period of 5 to 10 years.
3	The rules/norms for instructional and infrastructural facilities which are in force for according approval to new private un-aided degree colleges shall be applicable for shifting of private un-aided degree colleges from one building to another building.
4	The contention of not securing admission of students in a particular locality cannot be a ground to grant relaxation under section 100 of the said Act, to shift the College to another mandal.
5	The permission to shift a degree college in a particular locality shall be based on the needs of the locality and not on the needs of the individual institution.

**(e) Rules for Extension of Permission (EoP)**

S. No	Description
1	Private Higher Educational Institutions which are permitted to run in leased buildings, prior to issuance of the new rules shall apply for Extension of Permission (EoP) to the Competent Authority.
2	The temporary permission that has already been accorded shall be renewed annually for a period of five years, relaxable to ten years in deserving cases, by the Competent Authority.
3	The Educational Society which is running its college in leased building shall not be entitled for EoP after completion of ten (10) years of its existence and shall shift its college from leased premises to own building. If any Society fails to shift its college into own building, such college should invariably be closed.
4	The affiliating University shall not grant affiliation to the Colleges which are functioning in leased premises if they fail to get EoP from the Competent Authority.
5	The Educational Society shall not make admissions into 1 <sup>st</sup> year programmes of that academic year without obtaining EoP from the Competent Authority. However, such colleges shall function till the existing batches complete the programme.

**Category of Degree Colleges:**

S. No	Categories of Colleges	Number of Colleges
1.	Colleges offering Degree (UG) Courses	1391

**District wise Degree (UG) Colleges in Andhra Pradesh, 2022-23**

S.No	District	Total Mandals	Degree Colleges			Total
			Private Unaided	Govt.	Pvt. Aided	
1	Anantapur (ATP)	63	79	13	02	94
2	Chittoor (CTR)	66	125	18	00	143
3	East Godavari (EG)	64	120	20	02	142
4	Guntur (GTR)	57	96	06	17	119
5	Kadapa (KDP)	51	66	14	05	85
6	Kurmoor (KNL)	54	91	12	05	108
7	Krishna (KRI)	53	102	09	05	116
8	Nellore (NLR)	46	64	09	03	76
9	Prakasam (PKS)	56	80	10	04	94
10	Srikakulam (SKL)	38	90	15	01	106
11	Visakhapatnam (VSP)	46	105	15	01	121
12	Vizianagaram (VZM)	34	75	08	00	83
13	West Godavari (WG)	48	82	16	06	104
<b>Total</b>		<b>676</b>	<b>1175</b>	<b>165</b>	<b>51</b>	<b>1391</b>

# PROFILE OF CETS & ADMISSIONS (TECHNICAL)

## COMMON ENTRANCE TESTS- CETS

Andhra Pradesh State Council of Higher Education organizes the conduct of Common Entrance Tests (CETs) for admissions into various professional courses. The purpose of this endeavor is to prepare a common merit list based on a standardized examination. The various CETs conducted are as under:

Name of the CET	Courses of Admissions
EAMCET	B.Tech.,B.Pharm., Pharm-D., Agriculture, Horticulture, Veterinary Sciences.
ECET(FDH)	Diploma Holders into B.Tech&B.Pharm (Lateral entry)
ICET	MCA and MBA Courses
Ed.CET	B.Ed.
LAWCET	3-year & 5-year Law Course
PGLCET	LLM
PECET	B.P.Ed. and UG D.P.Ed
PGECET	M.Tech/M.Pharm, Pharm-D(PB)
RCET	M.Phil/ Ph.D Programs
ADCET	Art and Design
PGCET	M.A,M.Com,M.Sc

The **Chairperson, APSCHE** is the Competent Authority to identify the University to which the CETs are to be entrusted. Chairperson of concerned CET means the Vice-Chancellor of the concerned University nominated by the Competent Authority for conducting the respective CET. The Convener means a person, not below the rank of a Professor, appointed by Competent Authority in consultation with the Chairperson of CET. The Competent Authority shall constitute the CET committee to deal with the matters connected with the CET. The Chairperson, APSCHE shall be the Chairperson of the APRCET advisory committee.

The A.P State Council of Higher Education has entrusted the responsibility of conducting Common Entrance Tests for admission into Technical and Professional Courses to the following Universities for the academic year 2021-22.

Name of the CET	Name of the University conducted the CET
EAMCET	JNT University – Kakinada
ECET (FDH)	JNT University, Ananthapur
ICET	Andhra University, Visakhapatnam
PGECET	SV University, Tirupati
Ed.CET	Andhra University, Visakhapatnam
LAWCET/PGLCET	SPMVV, Tirupati
PECET	AcharyaNagarjuna University, Guntur
RCET	SV University, Tirupati
PGCET	Yogi Vemana University, Kadapa
ADCET	Dr. YSR Arch.& Arts University, Kadapa

The **Chairperson, APSCHE** is the Competent Authority for conducting admissions into various under graduate and post graduate professional courses. The Chairperson, Andhra Pradesh State Council of Higher Education is the Chairperson of CET Admissions. The Competent Authority nominates the Conveners of Admissions of all Common Entrance Tests. The Competent Authority shall constitute the separate Admission Committee for every CET to deal with the matters connected with the admission process.

The A.P State Council of Higher Education has entrusted the responsibility of conducting admissions into Technical and Professional Courses based on ranks obtained in Common Entrance Test to the following Universities/ Departments for the academic year 2021-22.

Name of the CET	University/Department
EAPCET	Department Technical Education
ICET	APSCHE

EDCET	APSCHE
PGE CET	APSCHE
LAWCET/PGLCET	APSCHE
ECET	Department Technical Education
PECET	APSCHE
PGCET	YVU, Department of Physics
ADCET	Dr. YSR Arch.& Fine Arts University
B.Arch.	AU, Department of B.E Civil Eng.

The A.P.State Council of Higher Education introduced on-line conduct of Common Entrance Tests and admissions thereon for the benefit of the students. The number of colleges offering Technical and Professional Courses in the State of Andhra Pradesh are detailed hereunder.

The Government Orders issued related to rules for conduct of Common Entrance Tests (CETs):

<b>CET</b>	<b>Admissions into Course</b>	<b>Conducted as per G.O</b>
EAPCET	Under Graduate programs in Engineering, Agricultural and Pharmacy	G.O.Ms.No.73 Higher Education (EC-2) Department dated: 28-03-2011
ICET	Post Graduate MBA & MCA	G.O.Ms.No.25,Higher Education Department (EC) dated:19-03-2004
EDCET	Bachelor of Education(B.Ed)	G.O.Ms.No.72,Education Department (SE.Trg.1) dated: 05-07-2004
PGE CET	Post Graduate programs in Engineering, Pharmacy, Planning & Architecture	G.O.Ms.No.54,Higher Education(EC-2) Department dated: 21-06-2007
LAWCET	Under Graduate Law Courses	G.O.Ms.No.26,Higher Education(UE-II) Department dated: 24-03-2004
PGLCET	Post Graduate Law Courses	G.O.Ms.No.52 Higher Education (U.E-II) Department dated: 20-06-2007
ECET	Lateral entry into Under Graduate programs in Engineering and Pharmacy	G.O.Ms.No.57 Higher Education (EC-2) dated: 12-05-2008
PECET	Physical Education (for U.G.D.P.Ed and B.P.Ed )	G.O.Ms.No.164 Education Department (TRG.2) dated: 17-11-2004
RCET	Ph.D.Programmes in Science/ Arts/Humanities/Social Science/Fine Arts/Education	G.O.Ms.No.45 Higher Education(EC) Department, dated.23.08.2021
PGCET	Post Graduate Programs such as M.A., M.Com, M.Sc, etc.,	G.O.Ms.No.44 Higher Education(EC) Department, dated. 23.08.2021

The following are the Government Orders issued related to rules to conduct admissions in to various Technical and professional undergraduate and post graduate programs:

<b>CET</b>	<b>Admissions into Course</b>	<b>Conducted as per G.O</b>
EAPCET	Under Graduate programs in Engineering, Agricultural and Pharmacy	G.O.Ms.No.74 Higher Education (EC-2) Department dated: 28.07.2011 and amendments issued from time to time
ICET	Post Graduate programs in MBA &MCA	G.O.Ms.No.59 Higher Education (EC-1) Department dated: 26.05.2006
EDCET	Bachelor of Education(B.Ed)	G.O.Ms.No.92 Education (SE TRG 1) Department dated:16.11.2006
PGE CET	Post Graduate programs in Engineering, Pharmacy, Planning & Architecture.	G.O.Ms.No.153 Higher Education (EC-2) Department dated:22.08.2007
LAWCET	Under Graduate Law course	G.O.Ms.No.64 Higher Education (UE-II) Department dated: 26.05.2006
PGLCET	Post Graduate Law course	G.O.Ms.No.116 Higher Education (UE-II) Department dated: 07.08.2007
ECET	Lateral entry into Undergraduate programs in Engineering and Pharmacy	G.O.Ms.No.61 Higher Education (EC) Department dated: 26.05.2006
PECET	Physical Education (for U.G.D.P.Ed and B.P.Ed)	G.O.Ms.No.14 Higher Education (SE-TRG) Department dated: 21.01.2008
B.Arch CET	Bachelor of Architecture	G.O.Ms.No.73 Higher Education (EC-1) Department dated: 25.09.2012
RCET	Ph.D. Programmes in Science/ Arts/Humanities/ Social Science/ Fine Arts/ Education	G.O.MS.No.45 Higher Education (EC) Department, dated.23.08.2021
PGCET	Post Graduate Programs such as M.A., M.Com, M.Sc, etc.,	G.O.MS.No.44 Higher Education (EC) Department, dated.23.08.2021

## Rules for test and admissions into various Technical and Professional Courses

S.No	Name of the CET	Eligibility to appear CET	Admission in to Course
1.	APEAMCET(E)	10+2 M.P.C stream or its equivalent with 45% of marks in qualifying examination (40% in case of reserved categories).	Admission in to under-graduate Engineering Streams.
	APEAMCET(AM)	10+2 Bi.P.C stream or its equivalent with 45% of marks in qualifying examination (40% in case of reserved categories)	Admission in to undergraduate Agriculture and Pharmacy Courses.
2.	APECET (FDH)	10+3 (Diploma) or its equivalent with 45% of marks in qualifying examination (40% in case of reserved categories)	Admission in to under-graduate Second year Engineering Streams under lateral entry mode.
3.	APICET	10+2+3 or its equivalent with mathematics at SSC level with 50% of marks in qualifying examination (UG) (45% in case of reserved categories).	Admission in to MBA (Master of Business Administration) Course.
		10+2+3 or its equivalent with mathematics at 10+2 level with 50% of marks in qualifying examination (UG) (45% in case of reserved categories).	Admission in to MCA (Master of Computer Application) Course.
4.	APPGE CET	Undergraduate (B.E/ B.Tech/ B.Pharm/ B.Arch/ B.Planning) with 50% of marks in qualifying examination (UG) (45% in case of reserved categories).	Admission in to Post-graduate Engineering/Pharmacy/ Architecture Courses.
5.	APEdCET	Undergraduate (B.Sc/ B.A/ B.Com/ B.Tech/ B.Pharm etc.,) with 50% of marks in qualifying examination (UG) (40% in case of reserved categories). For B.E/B.Tech minimum 55% in UG with Mathematics and Physics subjects.	Admission in to Bachelor of Education Programmes.
6.	APLAWCET	(10+2+3) pattern with minimum age limit of 19 years with 45% (General), 42% (BC) & 40% (SC, ST) in qualifying examination (UG).	Admission in to 3 Years LLB Course.
		(10+2) with minimum age limit of 16 years with 45% (General), 42% (BC) & 40% (SC, ST) in qualifying examination (UG).	Admission in to 5 Years LLB Course.
7.	PGLCET	Bachelor of Law with 50% marks for OC and 45% marks for BC/SC/ST.	Admission in to Post-graduate Law Courses.
8.	APPECET	10+2 appeared or passed (minimum 16 years of age).	Admission in to UG D. P. Ed.
		10+2+3 appeared or passed (minimum 19 years of age).	Admission in to B P. Ed.
9.	APRCET	Master degree or its equivalent with 55% marks for General Categories (50% marks for reserved categories).	Admission in to M.Phil/ Ph.Dprogrammes.
10.	AP. B.Arch	NATA & JEE Mains Score ,10+2 M.P.C stream or its equivalent with 45% of marks in qualifying examination (40% in case of reserved categories).	Admission in to Under-graduate Architecture Courses.
11.	PGCET	Post Graduate Programs such as M.A., M.com, M.Sc, etc.,	Admission in to Post Graduate Programs-M.A, M.Com, M.Sc., etc.,

**Consolidated data of APCETs-2022:**

The Admission process for the academic year 2022-23 is yet to be started so the relevant details are not available at present. Instead the Test 2022-23 statistics are provided:

S.No	CET Name	Registered	Appeared	Qualified
1	EAPCET – Eng.	206579	194752	173572
2	EAPCET - A&P	94593	87744	83411
3	ECET	38801	36440	33657
4	ICET	49157	42496	37326
5	PGCET	5703	4598	3942
6	LAWCET/PGLCET	15709	13180	11730
7	EdCET	15638	13619	13428
8	PECET	1860	1394	1356
9	PGCET	39035	33055	27715
10	RCET	7590	6352	2175
11	ADCET*	The Test was not conducted		

**Consolidated data of CET wise Registered, Appeared and Qualified data - APCETs - 2022-23:**

S. No	CET Name	Registered			Appeared			Qualified		
		Male	Female	Total	Male	Female	Total	Male	Female	Total
1	EAPCET - Eng	122146	84433	206579	115381	79371	194752	101703	71869	173572
2	EAPCET - A&P	29308	65285	94593	27273	60471	87744	25771	57640	83411
3	ECET	30425	8376	38801	28502	7938	36440	26062	7595	33657
4	ICET	25297	23860	49157	21870	20626	42496	19241	18085	37326
5	PGCET	2972	2731	5703	2347	2251	4598	2006	1936	3942
6	LAWCET	1668	1424	3092	1413	1217	2630	1165	926	2091
7	EdCET	3901	10077	13978	3117	8267	11384	3030	7948	10978
8	PECET	1325	535	1860	991	403	1394	974	382	1356
9	RCET	-	-	7590	-	-	6352	-	-	2175
10	PGCET	-	-	39035	-	-	33055	10869	16846	27715
11	ADCET	-	-	-	-	-	-	-	-	-

**EAPCET - 2022 ENGINEERING**

Category	Registered			Appeared			Qualified		
	M	F	Total	M	F	Total	M	F	Total
OC	44549	33575	78124	42109	32045	74154	36809	28967	65776
BC-A	143974	8789	23186	13637	8239	21876	11552	7112	18664
BC-B	17427	12014	29441	16514	11313	27827	14289	10051	24340
BC-C	645	353	998	601	325	926	522	289	811
BC-D	23294	14829	38123	22220	13971	36191	19168	12392	31560
BC-E	5911	3340	9251	5657	3176	8833	4720	2756	7476
SC	13028	9593	22621	12082	8704	20786	12082	8704	20786
ST	2895	1940	4835	2561	1598	4159	2561	1598	4159
<b>Total</b>	<b>122146</b>	<b>84433</b>	<b>206579</b>	<b>115381</b>	<b>79371</b>	<b>194752</b>	<b>101703</b>	<b>71869</b>	<b>173572</b>

**EAPCET -2022 Agriculture & Pharmacy**

Category	Registered			Appeared			Qualified		
	M	F	Total	M	F	Total	M	F	Total
OC	6427	13947	20374	6000	13037	19037	5619	12418	18037
BC-A	3406	7779	11185	3217	7187	10404	2890	6507	9397
BC-B	3593	8146	11739	3379	7587	10966	3110	7098	10208
BC-C	324	771	1095	286	718	1004	274	689	963
BC-D	4058	10654	14712	3806	9938	13744	3475	9159	12634
BC-E	2063	3508	5571	1926	3307	5233	1744	3072	4816
SC	7394	16964	24358	6805	15570	22375	6805	15570	22375
ST	2043	3516	5559	1854	3127	4981	1854	3127	4981
<b>Total</b>	<b>29308</b>	<b>65285</b>	<b>94593</b>	<b>27273</b>	<b>60471</b>	<b>87744</b>	<b>25771</b>	<b>57640</b>	<b>83411</b>

**APICET 2022 MBA & MCA**

Category	Registered			Appeared			Qualified		
	M	F	Total	M	F	Total	M	F	Total
OC	6430	7990	14420	5544	6947	12491	4808	6043	10851
BC_A	3972	3127	7099	3442	2731	6173	2836	2240	5076
BC_B	4305	3921	8226	3736	3393	7129	3230	2876	6106
BC_C	133	136	269	103	112	215	94	95	189
BC_D	5050	4360	9410	4385	3783	8168	3807	3322	7129
BC_E	1403	1178	2581	1257	1023	2280	1063	872	1935
SC	3485	2782	6267	2979	2351	5330	2979	2351	5330
ST	519	366	885	424	286	710	424	286	710
<b>Total</b>	<b>25297</b>	<b>23860</b>	<b>49157</b>	<b>21870</b>	<b>20626</b>	<b>42496</b>	<b>19241</b>	<b>18085</b>	<b>37326</b>

**APPGECEt-2022 M.Pharmacy & M.Tech.**

Category	Registered			Appeared			Qualified		
	M	F	Total	M	F	Total	M	F	Total
OC	618	705	1323	495	611	1106	407	501	908
BC-A	352	297	649	276	246	522	217	200	417
BC-B	464	360	824	372	290	662	297	239	536
BC-C	43	34	77	31	28	59	24	22	46
BC-D	556	445	1001	455	369	824	370	285	655
BC-E	153	107	260	123	83	206	96	65	161
SC	660	695	1355	502	556	1058	502	556	1058
ST	126	88	214	93	68	161	93	68	161
<b>TOTAL</b>	<b>2972</b>	<b>2731</b>	<b>5703</b>	<b>2347</b>	<b>2251</b>	<b>4598</b>	<b>2006</b>	<b>1936</b>	<b>3942</b>

**APECET-2022**

Category	Registered			Appeared			Qualified		
	M	F	Total	M	F	Total	M	F	Total
OC	7206	2139	9345	6802	2049	8851	6155	1975	8130
BC-A	4187	1171	5358	3930	1111	5041	3518	1046	4564
BC-B	5610	1622	7232	5281	1543	6824	4791	1459	6250
BC-C	122	32	154	113	32	145	100	30	130
BC-D	6753	1674	8427	6330	1593	7923	5626	1496	7122
BC-E	1530	303	1833	1459	292	1751	1307	271	1578
SC	4245	1213	5458	3876	1128	5004	3876	1128	5004
ST	772	222	994	689	190	879	689	190	879
<b>TOTAL</b>	<b>30425</b>	<b>8376</b>	<b>38801</b>	<b>28480</b>	<b>7938</b>	<b>36418</b>	<b>26062</b>	<b>7595</b>	<b>33657</b>

**RCET-2022**

Category	Registered			Appeared			Qualified		
	M	F	Total	M	F	Total	M	F	Total
OC	-	-	1592	632	707	1339	202	183	385
BC-A	-	-	756	349	275	624	139	93	232
BC-B	-	-	913	408	366	774	180	134	314
BC-C	-	-	234	73	116	189	30	46	76
BC-D	-	-	1000	496	361	857	205	144	349
BC-E	-	-	274	116	116	232	52	49	101
SC	-	-	1911	873	687	1560	306	197	503
ST	-	-	363	179	114	293	44	27	71
OC(EWS)	-	-	547	252	232	484	85	59	144
<b>TOTAL</b>	<b>-</b>	<b>-</b>	<b>7590</b>	<b>3378</b>	<b>2974</b>	<b>6352</b>	<b>1243</b>	<b>932</b>	<b>2175</b>

**APPGCET-2022**

Category	Registered			Appeared			Qualified		
	M	F	Total	M	F	Total	M	F	Total
OC	1839	3718	5557	1539	3116	4655	1155	2607	3762
BC-A	2114	2620	4734	1791	2258	4049	1331	1773	3104
BC-B	1750	2699	4449	1477	2320	3797	1099	1886	2985
BC-C	108	234	342	97	204	301	81	179	260
BC-D	4110	4425	8535	3506	3861	7367	2437	3005	5442
BC-E	433	888	1321	355	719	1074	283	563	846
SC	3509	5098	8607	2928	4408	7336	2928	4408	7336
ST	1172	1306	2478	973	1104	2077	973	1104	2077
<b>TOTAL</b>	<b>15035</b>	<b>20988</b>	<b>36023</b>	<b>12666</b>	<b>17990</b>	<b>30656</b>	<b>10287</b>	<b>15525</b>	<b>25812</b>

**APLAWCET-2022**

Category	Registered	Appeared	Qualified
OC	1773	1509	1196
BC-A	1831	1536	1278
BC-B	223	178	155
BC-C	2130	1845	1573
BC-D	863	741	576
BC-E	4351	3572	3153
SC	3971	3329	3329
ST	567	470	470
<b>TOTAL</b>	<b>15709</b>	<b>13180</b>	<b>11730</b>

**APEdCET-2022**

Category	Registered	Appeared	Qualified
OC	1575	1281	1180
BC-A	1554	1285	1203
BC-B	136	106	100
BC-C	2354	1876	1769
BC-D	850	732	671
BC-E	1612	1280	1231
SC	3586	2930	2930
ST	2311	1894	1894
<b>TOTAL</b>	<b>13978</b>	<b>11384</b>	<b>10978</b>

**APPECET-2022 Physical Education**

Registered			Appeared			Qualified		
M	F	Total	M	F	Total	M	F	Total
1325	535	<b>1860</b>	991	403	<b>1394</b>	974	382	<b>1356</b>

"The question is not how will you work if you lose your job. The question is how will you find one, if you don't have education ?"

- Tony Bennet

"It's a universal law - intolerance is the first sign of an inadequate education. An ill-educated person behaves with arrogant impatience, whereas truly profound education breeds humility."

- Aleksandr I. Solzhenitsyn



**District wise B.TechColleges in Andhra Pradesh, 2021-22**

S.No	District	No. of Colleges			No. of Students (Admissions)		
		Private	Univ./Govt.	Total	Private	Univ./Govt.	Total
1	ATP	10	4	14	3355	757	4112
2	CTR	22	5	27	11613	1269	12882
3	EG	23	4	27	9331	587	9918
4	GTR	37	7	44	14251	2242	16493
5	KDP	16	4	20	3585	529	4114
6	KNL	11	1	12	4553	106	4659
7	KRI	29	1	30	11199	169	11368
8	NLR	16	0	16	5972	0	5972
9	PKS	13	0	13	6242	0	6242
10	SKL	4	1	5	2409	137	2546
11	VSP	21	3	24	8659	823	9482
12	VZM	8	2	10	3019	558	3577
13	WG	15	0	15	9014	0	9014
<b>Total</b>		<b>225</b>	<b>32</b>	<b>257</b>	<b>93202</b>	<b>7177</b>	<b>100379</b>

**District wise M.Tech Colleges in Andhra Pradesh, 2021-22**

S.No	District	No. of Colleges			No. of Students (Admissions)		
		Private	Univ./Govt.	Total	Private	Univ./Govt.	Total
1	ATP	7	3	10	134	229	363
2	CTR	18	2	20	220	114	334
3	EG	19	3	22	580	361	941
4	GTR	33	1	34	273	45	318
5	KDP	10	2	12	144	16	160
6	KNL	10	0	10	135	0	135
7	KRI	25	2	27	236	18	254
8	NLR	12	0	12	85	0	85
9	PKS	9	0	9	158	0	158
10	SKL	4	0	4	46	0	46
11	VSP	17	1	18	230	309	539
12	VZM	8	1	9	32	29	61
13	WG	14	0	14	194	0	194
<b>Total</b>		<b>186</b>	<b>15</b>	<b>201</b>	<b>2467</b>	<b>1121</b>	<b>3588</b>

**District wise MBA Colleges in Andhra Pradesh, 2021-22**

S.No	District	No. of Colleges			No. of Students (Admissions)		
		Private	Univ./Govt.	Total	Private	Univ./Govt.	Total
1	ATP	18	3	21	2408	202	2610
2	CTR	37	5	42	3868	277	4145
3	EG	25	4	29	2425	142	2567
4	GTR	31	2	33	1384	102	1486
5	KDP	21	1	22	1421	77	1498
6	KNL	16	2	18	1204	65	1269
7	KRI	35	3	38	1742	86	1828
8	NLR	19	2	21	1223	65	1288
9	PKS	16	1	17	777	41	818
10	SKL	4	2	6	201	44	245
11	VSP	23	2	25	1794	250	2044
12	VZM	8	0	8	479	0	479
13	WG	24	1	25	1378	22	1400
<b>Total</b>		<b>277</b>	<b>28</b>	<b>305</b>	<b>20304</b>	<b>1373</b>	<b>21677</b>

**District wise MCA Colleges in Andhra Pradesh, 2021-22**

S.No	District	No. of Colleges			No. of Students (Admissions)		
		Private	Univ./Govt.	Total	Private	Univ./Govt.	Total
1	ATP	3	2	5	264	91	355
2	CTR	16	6	22	1688	271	1959
3	EG	8	3	11	726	126	852
4	GTR	14	2	16	895	63	958
5	KDP	6	1	7	726	37	763
6	KNL	3	1	4	196	24	220
7	KRI	11	1	12	678	52	730
8	NLR	11	2	13	1054	75	1129
9	PKS	5	0	5	2940	294	
10	SKL	0	2	20	53	53	
11	VSP	8	1	9	572	41	613
12	VZM	2	1	3	133	32	165
13	WG	8	0	8	6600	660	
<b>Total</b>		<b>95</b>	<b>22</b>	<b>117</b>	<b>7886</b>	<b>865</b>	<b>8751</b>

**District wise B. Pharmacy Colleges in Andhra Pradesh, 2021-22**

S.No	District	No. of Colleges			No. of Students (Admissions)		
		Private	Univ./Govt.	Total	Private	Univ./Govt.	Total
1	ATP	2	2	4	220	135	355
2	CTR	9	2	11	871	73	944
3	EG	14	1	15	1071	35	1106
4	GTR	23	1	24	2110	100	2210
5	KDP	6	0	6	574	0	574
6	KNL	8	0	8	653	0	653
7	KRI	11	1	12	998	55	1053
8	NLR	10	0	10	950	0	950
9	PKS	10	0	10	711	0	711
10	SKL	2	0	2	196	0	196
11	VSP	6	2	8	519	49	568
12	VZM	6	0	6	371	0	371
13	WG	9	1	10	690	33	723
<b>Total</b>		<b>116</b>	<b>10</b>	<b>126</b>	<b>9934</b>	<b>480</b>	<b>10414</b>

**District wise M. Pharmacy Colleges in Andhra Pradesh, 2021-22**

S.No	District	No. of Colleges			No. of Students (Admissions)		
		Private	Univ./Govt.	Total	Private	Univ./Govt.	Total
1	ATP	2	2	4	91	89	180
2	CTR	6	2	8	219	91	310
3	EG	12	1	13	179	26	205
4	GTR	22	1	23	454	51	505
5	KDP	6	0	6	121	0	121
6	KNL	6	0	6	128	0	128
7	KRI	11	1	12	195	16	211
8	NLR	10	0	10	213	0	213
9	PKS	8	0	8	165	0	165
10	SKL	2	0	2	47	0	47
11	VSP	6	2	8	110	54	164
12	VZM	4	0	4	64	0	64
13	WG	7	0	7	162	0	162
<b>Total</b>		<b>102</b>	<b>9</b>	<b>111</b>	<b>2148</b>	<b>327</b>	<b>2475</b>

**District wise Pharma-D Colleges in Andhra Pradesh, 2021-22**

S.No	District	No. of Colleges			No. of Students (Admissions)		
		Private	Univ./Govt.	Total	Private	Univ./Govt.	Total
1	ATP	2	1	3	66	24	90
2	CTR	6	0	6	178	0	178
3	EG	7	0	7	169	0	169
4	GTR	14	0	14	413	0	413
5	KDP	5	0	5	128	0	128
6	KNL	4	0	4	123	0	123
7	KRI	4	0	4	106	0	106
8	NLR	9	0	9	248	0	248
9	PKS	1	0	1	28	0	28
10	SKL	1	0	1	23	0	23
11	VSP	3	1	4	86	28	114
12	VZM	2	0	2	39	0	39
13	WG	3	0	3	82	0	82
<b>Total</b>		<b>61</b>	<b>2</b>	<b>63</b>	<b>1689</b>	<b>52</b>	<b>1741</b>

**District wise LAW (LLB-3 Years) Colleges in Andhra Pradesh, 2021-22**

S.No	District	No. of Colleges			No. of Students (Admissions)		
		Private	Univ./Govt.	Total	Private	Univ./Govt.	Total
1	ATP	1	1	2	437	81	518
2	CTR	6	2	8	2183	53	2236
3	EG	4	0	4	428	0	428
4	GTR	2	0	2	376	0	376
5	KDP	2	0	2	440	0	440
6	KNL	1	0	1	262	0	262
7	KRI	2	0	2	264	0	264
8	NLR	1	0	1	330	0	330
9	PKS	2	0	2	242	0	242
10	SKL	1	1	2	82	68	150
11	VSP	5	1	6	765	42	807
12	VZM	1	0	1	107	0	107
13	WG	1	0	1	198	0	198
<b>Total</b>		<b>29</b>	<b>5</b>	<b>34</b>	<b>6114</b>	<b>244</b>	<b>6358</b>

**District wise LAW (LLB-5 Years) Colleges in Andhra Pradesh, 2021-22**

S.No	District	No. of Colleges			No. of Students (Admissions)		
		Private	Univ./Govt.	Total	Private	Univ./Govt.	Total
1	ATP	1	0	1	178	0	178
2	CTR	6	3	9	728	126	854
3	EG	4	0	4	212	0	212
4	GTR	2	0	2	221	0	221
5	KDP	2	0	2	140	0	140
6	KNL	1	0	1	60	0	60
7	KRI	1	0	1	88	0	88
8	NLR	1	0	1	85	0	85
9	PKS	2	0	2	94	0	94
10	SKL	1	0	1	25	0	25
11	VSP	4	1	5	203	43	246
12	VZM	0	0	0	0	0	0
13	WG	1	0	1	78	0	78
<b>Total</b>		<b>26</b>	<b>4</b>	<b>30</b>	<b>2112</b>	<b>169</b>	<b>2281</b>

**District wise LAW (LLM) Colleges in Andhra Pradesh, 2021-22**

S.No	District	No. of Colleges			No. of Students (Admissions)		
		Private	Univ./Govt.	Total	Private	Univ./Govt.	Total
1	ATP	1	2	3	26	22	48
2	CTR	3	2	5	93	29	122
3	EG	1	0	1	39	0	39
4	GTR	1	1	2	22	44	66
5	KDP	0	0	0	0	0	0
6	KNL	0	0	0	0	0	0
7	KRI	0	0	0	0	0	0
8	NLR	0	0	0	0	0	0
9	PKS	0	0	0	0	0	0
10	SKL	0	1	1	0	43	43
11	VSP	3	1	4	81	18	99
12	VZM	0	0	0	0	0	0
13	WG	0	0	0	0	0	0
<b>Total</b>		<b>9</b>	<b>7</b>	<b>16</b>	<b>261</b>	<b>156</b>	<b>417</b>

**District wise B.Ed Colleges in Andhra Pradesh, 2021-22**

S.No	District	No. of Colleges			No. of Students (Admissions)		
		Private	Univ./Govt.	Total	Private	Univ./Govt.	Total
1	ATP	12	1	13	725	50	775
2	CTR	21	4	25	1095	186	1281
3	EG	28	2	30	1230	170	1400
4	GTR	47	0	47	4823	0	4823
5	KDP	27	0	27	2575	0	2575
6	KNL	36	1	36	2025	85	2110
7	KRI	17	0	17	1242	0	1242
8	NLR	14	1	15	979	43	1022
9	PKS	105	0	105	11053	0	11053
10	SKL	12	1	13	925	0	925
11	VSP	25	2	27	1822	123	1945
12	VZM	31	0	31	2496	0	2496
13	WG	13	0	13	701	0	701
<b>Total</b>		<b>388</b>	<b>12</b>	<b>399</b>	<b>31691</b>	<b>657</b>	<b>32348</b>

**District wise B.PEd Colleges in Andhra Pradesh, 2021-22**

S.No	District	No. of Colleges			No. of Students (Admissions)		
		Private	Univ./Govt.	Total	Private	Univ./Govt.	Total
1	ATP	1	0	1	40	0	40
2	CTR	2	3	5	94	48	142
3	EG	2	0	2	125	0	125
4	GTR	3	1	4	296	49	345
5	KDP	3	0	3	71	0	71
6	KNL	3	0	3	90	0	90
7	KRI	1	0	1	68	0	68
8	NLR	1	0	1	32	0	32
9	PKS	4	1	5	282	4	286
10	SKL	3	0	3	137	0	137
11	VSP	1	0	1	90	0	90
12	VZM	3	0	3	241	0	241
13	WG	2	1	3	32	31	63
<b>Total</b>		<b>29</b>	<b>6</b>	<b>35</b>	<b>1598</b>	<b>132</b>	<b>1730</b>

**District wise UG D.PEd. Colleges in Andhra Pradesh, 2021-22**

S.No	District	No. of Colleges			No. of Students (Admissions)		
		Private	Univ./Govt.	Total	Private	Univ./Govt.	Total
1	ATP	0	0	0	0	0	0
2	CTR	2	0	2	11	0	11
3	EG	1	0	1	29	0	29
4	GTR	3	0	3	104	0	104
5	KDP	2	0	2	87	0	87
6	KNL	0	0	0	0	0	0
7	KRI	1	0	1	33	0	33
8	NLR	0	0	0	0	0	0
9	PKS	2	0	2	73	0	73
10	SKL	1	0	1	13	0	13
11	VSP	1	0	1	20	0	20
12	VZM	2	0	2	122	0	122
13	WG	0	1	1	0	92	92
<b>Total</b>		<b>15</b>	<b>1</b>	<b>16</b>	<b>492</b>	<b>92</b>	<b>584</b>

"Educating the mind without educating the heart is no education at all".

*- Aristotle*



"Reading has always been the best form of entertainment. There's something special about immersing yourself in another world and the characters you meet there."



"The mind once enlightened cannot again become dark."

*- Thomas Paine*



**STATISTICAL PROFILE  
OF  
THE UNIVERSITEIS**



## Statistical Profile of Andhra University, Visakhapatnam

1	Establishment :	Act Number		Year		Head Quarters			
		1991 (Act No.4 of 1991)		1926		Visakhapatnam			
2	Jurisdiction :	No. of Districts		Name of the District					
				Visakhapatnam					
3	Recognition :			UGC Status 2 (f) 12(B)		NAAC Grade		NIRF Ranking	
		Universities		UGC Status - 12(B)		"A" With a CGPA of 3.60 out of 4 Point Scale		36 - University 71 - Overall	
		Colleges							
4	Infrastructure :	Total Land in Acres		Total Buildings			Total Sq. Ft.		
		429.32 Acres		Buildings-203 & Qtrs - 274			Building - 34,39,772 sft Quarters - 2,96,898 sft		
5	Colleges :	University Colleges		Affiliated Colleges			Total		
		7		365			372		
6	Faculties -Num :	Arts		Science		Engineering		Others	
		45		50		117		11	
7	Departs. - Num :	Arts		Science		Engineering		Others	
		23		21		16		8	
8	Centers :	No. of Research Centers		No. of Service Centers					
				Bank	Post office	Health	Library	Others	
		14		04	02	03	02	12	
9	Programmes :	Category	No. of UG			No. of PG			
			Programme		Combinations	Programme		Specializations	
		Arts		06	58	08		32	
		Science		01	42	03		42	
		Eng.		2	23	06		78	
		Others		03	11	02		09	
10	Research (Data of 2020-21)	No. of awarded		No. of Research Papers Published			No. of Patents		
		Ph. D's	M. Phil's	National		International			
		369	28	280		468			
		Category		Completed		Under process with cost of the project			
		Minor		(Rs.8,53,700/-)		02			
		Major		03		20 (Rs.7,17,36,637/-)			
11	Teaching Staff on Rolls :	Professor	Asso. Prof.		Asst. Prof.		Total	Temporary Staff	
		140	59		45		244	365	
12	Non-Teaching on Rolls :	Officers	Ministerial		Technical	Others	Total	Temporary Staff	
		36	959		561	21	1577	1695	
13	Pensioners :	Category		Services Pensioners		Family Pensioners		Total	
		Teaching		612		211		823	
		Non-Teaching		1344		1225		2569	

14	Students under Distance Mode	Category of Course	UG		PG				
			Admitted-2021	Passed-2020	Admitted-2021	Passed-2020			
		Arts	11635	5093	3949	1795			
		Sciences	581	2708	508	202			
	Others	2010	2463	450	320				
(A)	Students under Distance Mode	Category of Course	UG		PG				
			Admitted-2022	Passed-2021	Admitted-2022	Passed-2021			
		Arts	7996	1264	5484	2408			
		Sciences	5005	209	1956	288			
	Others	71	783	674	173				
15	Colleges offering	Govt./ University		Private aided		Private Un-aided		Total	
		No. of Colleges	No. of seats in all years of study	No. of Colleges	No. of seats in all years of study	No. of Colleges	No. of seats in all years of study	No. of Colleges	No. of seats in all years of study
	UG Courses	21	16410	02	1200	191	185013	214	202263
	PG Courses	09	3195	-	-	33	9240	42	12435
	Engineering Courses	-	-	-	-	06	9576	06	9576
	Pharmacy Courses	-	-	-	-	20	6680	20	6680
	Education Courses	-	-	-	-	55	8000	55	8000
	Law Courses	-	-	-	-	06	5180	06	5180
	Physical Edn. Courses	-	-	-	-	04	375	04	375
	MBA Courses	-	-	-	-	11	2880	11	2880
MCA Courses	-	-	-	-	07	1440	07	1440	
Others	-	-	-	-	-	-	-	-	
16	UG Students in the University / Colleges	Under Graduate Programmes							
		Students admitted (1 <sup>st</sup> year 2021)			Students passed out (Final year 2020)				
		University/ Govt.	Affiliated	Total	University/ Govt.	Affiliated	Total		
	Arts	1672	6544	8216	326	1093	1419		
	Commerce	105	284	389	71	108	179		
	Science	2437	17711	20148	620	4612	5232		
	Engineering	890	740	1630	407	979	1386		
	B.Ed.	93	4319	4412	65	2140	2205		
	LAW	113	1074	1187	176	563	739		
	B.P.Ed.	0	326	326	0	265	265		
B. Pharmacy	52	1365	1417	36	887	923			



16 (A)	UG Students in the University / Colleges	Under Graduate Programmes										
		Students admitted (1 <sup>st</sup> year 2022)						Students passed out (Final year 2021)				
		University/ Govt.		Affiliated		Total		University/ Govt.		Affiliated	Total	
	Arts	:	Admissions are under process						642		2298	2940
	Commerce	:							0		0	0
	Science	:							1257		7801	9058
	Engineering	:							356		1012	1368
	B.Ed.	:							77		2727	2804
	LAW	:							219		542	761
B.P.Ed.	:	0							171	171		
B. Pharmacy	:	42							485	527		
17	PG Students in the University / Colleges	Post Graduate Programmes										
		Students admitted (1 <sup>st</sup> year 2021)						Students passed out (Final year 2020)				
		University/ Govt.		Affiliated		Total		University/ Govt.		Affiliated	Total	
	M.Sc	:	1133		1626		2759		1221	1782	3003	
	M.Com	:	71		108		179		59	298	357	
	M.Tech.	:	458		22		480		316	52	368	
	MBA	:	228		693		921		173	686	859	
	MCA	:	53		438		491		37	149	186	
	M.Ed	:	20		23		43		25	45	70	
	LLM	:	20		101		121		56	52	108	
M.P.Ed	:	24		210		234		10	200	210		
M.Pharmacy	:	101		350		451		42	246	288		
17 (A)	PG Students in the University / Colleges	Post Graduate Programmes										
		Students admitted (1 <sup>st</sup> year 2022)						Students passed out (Final year 2021)				
		University/ Govt.		Affiliated		Total		University/ Govt.		Affiliated	Total	
	M.Sc	:	Admissions are under process						215		1157	1372
	M.Com	:							49		225	274
	M.Tech.	:							272		22	294
	MBA	:							204		637	841
	MCA	:							24		11	35
	M.Ed	:							12		21	33
	LLM	:							39		63	102
M.P.Ed	:	53							206	259		
M.Pharmacy	:	48		258	306							
18	Hostels	Boys Number of			Girls Number of			Foreign Students Number of				
		Hostels	Rooms	Hostellers	Hostels	Rooms	Hostellers	Hostels	Rooms	Hostellers		
		21	1987	2737	06	466	1118	05	298	354		
19	Govt. Budget In lakhs	2020-2021			2021-2022			2022-2023				
		26157			30693			28000				

## Statistical Profile of Sri Venkateswara University, Tirupati

1	Establishment :	Act Number		Year		Head Quarters			
		XIV of 1954 and 04 of 1991		1954		Tirupati			
2	Jurisdiction :	No. of Districts		Name of the District					
		03		Tirupati, Chittoor & Annamaiah					
3	Recognition :			UGC Status 2 (f) 12(B)		NAAC Grade		NIRF Ranking	
		Universities		1954		A+		54	
		Colleges							
4	Infrastructure :	Total Land in Acres		Total Buildings			Total Sq. Ft.		
		483		68			2179963 Sq. meters		
5	Colleges :	University Colleges		Affiliated Colleges			Total		
		06		199			205		
6	Faculties - Num :	Arts		Science		Engineering		Others	
		54		71		44		07	
7	Departs. - Num :	Arts		Science		Engineering		Others	
		24		17		06		05	
8	Centers :	No. of Research Centers		No. of Service Centers					
				Bank	Post office	Health	Library	Others	
		14		02	01	01	01	52	
9	Programmes :	Category	No. of UG			No. of PG			
			Programme		Combinations	Programme		Specializations	
		Arts	01		41	24		30	
		Science	01		30	17		32	
		Eng.	01		06	06		15	
Others	03		07	05		15			
10	Research (Data of 2021-22) :	No. of awarded		No. of Research Papers Published			No. of Patents		
		Ph. D's	M. Phil's	National		International			
		293	---	41		374			
		Category		Completed		Under process with cost of the project			
		Minor		Nil		--			
Major		25		15 Projects with cost of Rs.152.00 Lakhs					
11	Teaching Staff on Rolls :	Professor	Asso. Prof.		Asst. Prof.		Total	Temporary Staff	
		96	40		33		169	266	
12	Non-Teaching on Rolls :	Officers	Ministerial		Technical	Others	Total	Temporary Staff	
		25	434		96	--	555	977	
13	Pensioners :	Category	Services Pensioners			Family Pensioners		Total	
		Teaching	345			113		458	
		Non-Teaching	793			555		1348	
14	Students under Distance Mode :	Category of Course	UG			PG			
			Admitted-2021	Passed-2020		Admitted-2021	Passed-2020		
		Arts	621	330		881	375		
		Sciences	389	428		661	334		
Others	--	--		142	87				

14(A)	Students under Distance Mode	:	Category of Course	UG		PG				
				Admitted-2022	Passed-2021	Admitted-2022	Passed-2021			
			Arts	1610	24	501	1018			
			Sciences	1476	116	368	818			
			Others	--	--	69	116			
15	Colleges offering	:	Govt./ University		Private aided		Private Un-aided		Total	
			No. of Colleges	No. of seats in all years of study	No. of Colleges	No. of seats in all years of study	No. of Colleges	No. of seats in all years of study	No. of Colleges	No. of seats in all years of study
	UG Courses	18	19818	0	0	118	106224	136	126042	
	PG Courses	09	2720	0	0	11	1680	20	4400	
	Engineering Courses	02	2736	0	0	0	0	02	2736	
	Pharmacy Courses	02	220	0	0	0	0	02	220	
	Education Courses	02	280	0	0	25	4400	27	4680	
	Law Courses	02	224	0	0	8	2070	10	2114	
	Physical Edn. Courses	01	500	0	0	05	680	6	880	
	MBA Courses	01	240	0	0	20	6420	21	6660	
	MCA Courses	01	240	0	0	11	2220	12	2460	
Others	--	--	--	--	--	--	--	--	--	
16	UG Students in the University / Colleges	:	Under Graduate Programmes							
			Students admitted (1 <sup>st</sup> year 2021)			Students passed out (Final year 2020)				
			University/ Govt.	Affiliated	Total	University/ Govt.	Affiliated	Total		
	Arts	--	1326	1326	--	--	605			
	Commerce	--	14818	14818	--	--	5696			
	Science	--	19036	19036	--	--	4153			
	Engineering	396	--	396	--	--	--			
	B.Ed.	--	1100	1100	55	1742	1797			
	LAW	--	2479	2479	--	1420	1420			
	B.P.Ed.	--	--	--	45	66	111			
B. Pharmacy	--	--	--	33	--	--				
16(A)	UG Students in the University / Colleges	:	Under Graduate Programmes							
			Students admitted (1 <sup>st</sup> year 2022)			Students passed out (Final year 2021)				
			University/ Govt.	Affiliated	Total	University/ Govt.	Affiliated	Total		
	Arts	-	--	28,431-00	--	--	616			
	Commerce	-	--	--	--	--	6294			
	Science	-	--	--	--	--	4864			
	Engineering	396	--	--	--	--	--			
	B.Ed.	-	--	--	78	1165	1243			
	LAW : 1481 1481									
	B.P.Ed.	-	63	--	81	46	127			
B. Pharmacy	-	--	--	34	--	--				
17	PG Students in the University / Colleges	:	Post Graduate Programmes							
			Students admitted (1 <sup>st</sup> year 2021)			Students passed out (Final year 2020)				
			University/ Govt.	Affiliated	Total	University/ Govt.	Affiliated	Total		
	M.Sc	738	890	1628	849	237	1086			
	M.Com / Arts	323/404	466/79	789/602	145/544	554/117	699/721			
M.Tech.	683	--	683	167	--	167				

	MBA	:	121	2261	2382	109	2003	--			
	MCA	:	125	580	705	115	329	444			
	M.Ed	:	16	92	108	--	--	--			
	LLM	:	11	60	--	3	32	35			
	M.P.Ed	:	--	47	47	--	--	--			
	M.Pharmacy	:	69	-	69	--	--	--			
17(A)	PG Students in the University / Colleges	:	Post Graduate Programmes								
			Students admitted (1 <sup>st</sup> year 2022)			Students passed out (Final year 2021)					
			University/ Govt.	Affiliated	Total	University/ Govt.	Affiliated	Total			
	M.Sc	:	--	--	--	833	876				
	M.Com/ Arts	:	--	--	--	145/ 490	522/114	667/604			
	M.Tech.	:	96 + 15 (GATE)	--	96 + 15 (GATE)	92	--	92			
	MBA	:	--	--	--	--	--	--			
	MCA :	--	--								
	M.Ed	:	--	--	--	--	--				
	LLM	:	--	--	--	4	--	--			
	M.P.Ed	:	--	--	--	--	--				
M.Pharmacy	:	--	--	--	25	--	--				
18	Hostels	:	Boys Number of			Girls Number of			Foreign Students Number of		
			Hostels	Rooms	Hostellers	Hostels	Rooms	Hostellers	Hostels	Rooms	Hostellers
			09	950	2223	02	425	1604	--	--	--
19	Govt. Budget In lakhs	:	2020-2021			2021-2022			2022-2023		
			169.99 Cr.			185.66 Cr.			170.00 Cr.		

## Statistical Profile of Acharya Nagarjuna University, Guntur

1	Establishment	Act Number		Year		Head Quarters							
		43		1976		Guntur							
2	Jurisdiction	No. of Districts		Name of the District									
		5		Guntur, Palnadu, Bapatla, Sri Potti Sreeramulu Nellore and Prakasam Districts									
3	Recognition	UGC Status 2 (f) 12(B)		NAAC Grade		NIRF Ranking							
		Universities		12 (A)		A Grade (3.08 GPA)		151-200 (ANU), 51(ANUCPS)					
		Colleges		2 (f) 12(B)		37		---					
4	Infrastructure	Total Land in Acres		Total Buildings		Total Sq. Ft.							
		266.57 acres		62		16,02,665							
5	Colleges	University Colleges		Affiliated Colleges		Total							
		07		434		441							
6	Faculties -Num	Arts		Science		Engineering		Others					
		34		36		1 (CSE)		2					
7	Departs.- Num	Arts		Science		Engineering		Others					
		18		14		6		04					
8	Centers	No. of Research Centers		No. of Service Centers									
				Bank		Post office		Health		Library		Others	
		8		2		1		1		1		-	
9	Programmes	Category	No. of UG			No. of PG							
			Programme		Combinations		Programme		Specializations				
		Arts		B.A & B.Com, BBA, BHM		80		MA, M.Com.,MHRM MBA, MSW		22			
		Science		B.Sc, BCA		67		M.Sc., MLISc. MCA		24			
		Engg.		B.Tech. 5		M.Tech		5					
		Others		LL.B., B.Pharmacy, B.Arch., BFA		9		LL.M., M.Pharma		9			
		Education, Physical Education		B.Ed., B.P.Ed, D.P.Ed.,		3		M.Ed., M.P.Ed.,		2			
		Vocational Courses		B.Voc		15		M.Voc		02			
PG Diploma & Certificate Courses				07									
10	Research (Data of 2021-22)	No. of awarded		No. of Research PapersPublished				No. of Patents					
		Ph. D's		M. Phil's		National		International					
		249		10		26		6		4			
		Category		Completed		Under process with cost of the project							
Minor				--		--							
Major				--		4 Projects, Rs. 10,710,362/-							
11	Teaching Staff on Rolls	Professor		Asso. Prof.		Asst. Prof.		Total		Temporary Staff			
		44		27		2		73		103			
12	Non-Teaching on Rolls	Officers		Ministerial		Technical		Others		Total		Temporary Staff	
		24		153		17		57		251		382 (DWW), 9 (Contact)	
13	Pensioners	Category		Services Pensioners		Family Pensioners		Total					
		Teaching				112		36		148			
		Non-Teaching				254		192		446			
14	Students under Distance Mode	Category of Course	UG			PG							
			Admitted-2021		Passed-2020		Admitted-2021		Passed-2020				
		Arts		11617		1400		7014		1200			
		Sciences		--		1943		--		1752			
Others		13531		1200		952		700					

14(A)	Students under Distance Mode	Category of Course	UG		PG				
			Admitted-2022	Passed-2021	Admitted-2022	Passed-2021			
		Arts	5779	450	4799	700			
		Sciences	--	--	--	--			
		Others	9522	120	671	80			
15	Colleges offering	Govt./ University		Private aided		Private Un-aided		Total	
		No. of Colleges	No. of seats in all years of study	No. of Colleges	No. of seats in all years of study	No. of Colleges	No. of seats in all years of study	No. of Colleges	No. of seats in all years of study
	UG Courses	17	16902	17	26607	174	174543	208	217333
	PG Courses	3	2626	0	0	11	10776	14	13402
	Engineering Courses	1	2124	0	0	4	8586	5	10710
	Pharmacy Courses	1	544	0	0	19	5304	20	5848
	Education Courses	0	0	2	200	165	15750	167	15950
	Law Courses:	0	0	0	4	4040	4	4040	
	Physical Edn. Courses	1	200	0	0	11	1350	12	1550
	MBA Courses	2	420	0	0	15	2760	17	3180
	MCA Courses	1	120	0	0	9	1300	10	1420
Others	Oriental Colleges		4			1200	4	1200	
	Hotel Management				1	50	1	50	
16	UG Students in the University / Colleges	Under Graduate Programmes							
		Students admitted (1 <sup>st</sup> year 2021)			Students passed out (Final year 2020)				
		University/ Govt.	Affiliated	Total	University/ Govt.	Affiliated	Total		
	Arts	--	2683	2683	--	1146	1146		
	Commerce	--	11649	11649	--	5302	5302		
	Science	--	15203	15203	--	9602	9602		
	Engineering	307	265	572	272	488	760		
	B.Ed.	0	17094	17094	0	11992	11992		
	LAW	0	919	919	0	586	586		
	B.P.Ed.	47	605	652	58	478	536		
B. Pharmacy	84	1479	1563	75	870	945			
16(A)	UG Students in the University / Colleges	Under Graduate Programmes							
		Students admitted (1 <sup>st</sup> year 2022)			Students passed out (Final year 2021)				
		University/ Govt.	Affiliated	Total	University/ Govt.	Affiliated	Total		
	Arts				--	1409	1409		
	Commerce				--	4811	4811		
	Science				--	9564	9564		
	Engineering	Admissions Data with AP PGCET			296	490	786		
	B.Ed.	Admissions Data with AP EDCET			0	9272	9272		
	LAW	Admissions Data with AP LAW CET			0	324	324		
	B.P.Ed.	Admissions Data with AP PECET			51	343	394		
B. Pharmacy	Admissions Data with AP EAPCET			90	883	973			

	PG Students in the University / Colleges	Post Graduate Programmes								
		Students admitted (1 <sup>st</sup> year 2021)			Students passed out (Final year 2020)					
		University/ Govt.	Affiliated	Total	University/ Govt.	Affiliated	Total			
17	M.Sc	470	921	1391	420	623	1043			
	M.Com	69	68	137	60	155	215			
	M.Tech.	44	1	45	46	26	72			
	MBA	102	632	734	58	445	503			
	MCA	66	435	501	68	296	364			
	M.Ed	10	347	357	14	157	171			
	LLM	46	22	68	14	0	14			
	M.P.Ed	40	88	128	40	68	108			
	M.Pharmacy	52	440	492	50	404	454			
17(A)	PG Students in the University / Colleges	Post Graduate Programmes								
		Students admitted (1 <sup>st</sup> year 2022)			Students passed out (Final year 2021)					
		University/ Govt.	Affiliated	Total	University/ Govt.	Affiliated	Total			
	M.Sc	APPGCET Admissions data is available with Yogi Vemana University			441	670	1111			
	M.Com				62	207	269			
	M.Tech.	Admissions Data with APPGCET			54	17	71			
	MBA	Admissions Data with APICET			56	489	601			
	MCA				61	269	330			
	M.Ed	Admissions Data with AP EDCET			15	137	152			
	LLM	Admissions Data with APLAWCET			18	16	34			
M.P.Ed	Admissions Data with APPECET			38	71	109				
M.Pharmacy	Admissions Data with APEAPCET			47	445	492				
18	Hostels	Boys Number of			Girls Number of			Foreign Students Number of		
		Hostels	Rooms	Hostellers	Hostels	Rooms	Hostellers	Hostels	Rooms	Hostellers
		5	516	938	1 (6 blocks)	386	1374	1	82	70
19	Govt. Budget	2020-2021			2021-2022			2022-2023		
	In lakhs	549750000			396699000			500000000		

## Statistical Profile of Adikavi Nannaya University, Rajamahendravaram

1	Establishment	Act Number	Year		Head Quarters			
		28	2006		Rajamahendravaram			
2	Jurisdiction	No. of Districts		Name of the District				
		6		Kakinada, Dr. B R Ambedkar Konaseema, East Godavari, Alluri Seetha Rama Raju, West Godavari, Eluru				
3	Recognition	UGC Status 2 (f) 12(B)		NAAC Grade		NIRF Ranking		
		Universities		Yes		B+		
		Colleges		63		44		
4	Infrastructure	Total Land in Acres		Total Buildings		Total Sq. Ft.		
		96.27		11		4,22,438Sq.Ft.		
5	Colleges	University Colleges		Affiliated Colleges		Total		
		7		390		397		
6	Faculties -Num	Arts		Science		Engineering		
		60		48		40		
7	Departs. - Num	Arts		Science		Engineering		
		09		09		06		
8	Centers	No. of Research Centers		No. of Service Centers				
		--		Bank	Post office	Health	Library	Others
				01	01	01	01	Counseling Centre
9	Programmes	Category	No. of UG		No. of PG			
			Programme	Combinations	Programme	Specializations		
		Arts	05	111	11	04		
		Science	01	71	20	-		
		Eng.	01	05	-	-		
Others	-	-	04	-				
10	Research (Data of 2020-21)	No. of awarded		No. of Research Papers Published		No. of Patents		
		Ph. D's	M. Phil's	National	International			
		05	--	78	53			
		Category		Completed	Under process with cost of the project			
		Minor		--	-			
Major		1	-					
11	Teaching Staff on Rolls	Professor	Asso. Prof.	Asst. Prof.	Total	Temporary Staff		
		06	06	13	25	144		
12	Non-Teaching on Rolls	Officers	Ministerial	Technical	Others	Total		
		04	04	01	04	13		
13	Pensioners	Category	Services Pensioners		Family Pensioners		Total	
		Teaching	0		01		01	
		Non-Teaching	01		0		01	
14	Students under Distance Mode	Category of Course	UG		PG			
			Admitted-2021	Passed-2020	Admitted-2021	Passed-2020		
		Arts	-	-	-	-		
		Sciences	-	-	-	-		
		Others	-	-	-	-		



14(A)	Students under Distance Mode	Category of Course		UG		PG			
				Admitted-2022	Passed-2021	Admitted-2022	Passed-2021		
		Arts	-	-	-	-			
Sciences	-	-	-	-					
Others	-	-	-	-					
15	Colleges offering	Govt./ University		Private aided		Private Un-aided		Total	
		No. of Colleges	No. of seats in all years of study	No. of Colleges	No. of seats in all years of study	No. of Colleges	No. of seats in all years of study	No. of Colleges	No. of seats in all years of study
	UG Courses	: 36	45000	09	32000	208	181087	253	258087
	PG Courses	: 15	4066	01	980	29	6680	45	11726
	Engineering Courses	: 01	600	-	-	-	-	01	600
	Pharmacy Courses	: 01	82	-	-	-	-	01	82
	Education Courses	: 03	500	-	-	46	5260	49	5760
	Law Courses	: -	-	-	-	05	2940	05	2940
	Physical Edn. Courses	: 02	400	-	-	05	900	07	1300
	MBA Courses	: 03	330	01	240	23	5018	27	5588
MCA Courses	: 02	210	01	240	10	2040	13	2490	
Others	: -	-	-	-	-	-	-	-	
16	UG Students in the University / Colleges	Under Graduate Programmes							
		Students admitted (1 <sup>st</sup> year 2021)			Students passed out (Final year 2020)				
	University/ Govt.	Affiliated	Total	University/ Govt.	Affiliated	Total			
	Arts	: 1121	1957	3078	393	921	1314		
	Commerce	: 1345	7709	9054	520	4907	5427		
	Science	: 1838	14254	16092	668	9371	10039		
	Engineering	: 135	-	135	57	-	57		
	B.Ed.	: 169	1927	2096	83	1349	1432		
	LAW :	-	624	624	-	352	352		
	B.P.Ed.	: 154	29	183	46	148	160		
	B. Pharmacy	: 32	-	32	-	-	-		
	B.A.LLB & BBA LLB	: -	282	282	-	-	-		
	BVoc	: -	196	196	-	-	-		
BBA & BCA	: -	2414	2414	-	897	897			

	UG Students in the University / Colleges	Under Graduate Programmes								
		Students admitted (1 <sup>st</sup> year 2022)			Students passed out (Final year 2021)					
		University/ Govt.	Affiliated	Total	University/ Govt.	Affiliated	Total			
16(A)	Arts	-	-	-	428	951	1379			
	Commerce	-	-	-	492	4373	4865			
	Science	-	-	-	609	9937	10546			
	Engineering	-	-	-	117	-	117			
	B.Ed.	-	-	-	109	1571	1680			
	LAW	-	-	-	-	441	441			
	B.P.Ed.	-	-	-	16	159	175			
	B. Pharmacy	-	-	-	-	-	-			
	B.A.LLB & BBA LLB	-	-	-	-	192	192			
	BVoc	-	-	-	-	97	97			
	BBA & BCA	-	-	-	-	1203	1203			
17	PG Students in the University / Colleges	Post Graduate Programmes								
		Students admitted (1 <sup>st</sup> year 2021)			Students passed out (Final year 2020)					
		University/ Govt.	Affiliated	Total	University/ Govt.	Affiliated	Total			
		M.Sc	449	1038	1487	307	1169	1476		
		M.A	142	47	189	234	110	344		
		M.Com	65	10	75	48	88	136		
		M.Tech.	-	-	-	3	-	3		
		MBA	111	1024	1135	80	1284	1364		
		MCA :	113	391	504	55	677	732		
		M.Ed	5	44	49	-	61	61		
		LLM	-	39	39	-	15	15		
		M.P.Ed	14	-	14	18	-	18		
		M.Pharmacy	-	-	-	-	-	-		
17(A)	PG Students in the University / Colleges	Post Graduate Programmes								
		Students admitted (1 <sup>st</sup> year 2022)			Students passed out (Final year 2021)					
		University/ Govt.	Affiliated	Total	University/ Govt.	Affiliated	Total			
		M.Sc	-	-	-	389	962	1351		
		M.A	-	-	217	70	287			
		M.Com	-	-	-	70	100	170		
		M.Tech.	-	-	-	-	-	-		
		MBA	-	-	-	79	1086	1165		
		MCA	-	-	-	84	572	654		
		M.Ed	-	-	-	1	40	41		
		LLM	-	-	-	-	32	32		
	M.P.Ed	-	-	-	11	1	11			
	M.Pharmacy	-	-	-	-	-	-			
18	Hostels	Boys Number of			Girls Number of			Foreign Students Number of		
		Hostels	Rooms	Hostellers	Hostels	Rooms	Hostellers	Hostels	Rooms	Hostellers
		02	90	485	01	101	434	Nil	Nil	Nil
19	Govt. Budget In lakhs	2020-2021			2021-2022			2022-23		
		1198.00			842.40			843.69		

## Statistical Profile of Rayalaseema University, Kurnool

1	Establishment	Act Number		Year		Head Quarters			
		Act No.29 of 2008		2008		KURNOOL			
2	Jurisdiction	No. of Districts		Name of the District					
		02		KURNOOL					
3	Recognition			UGC Status 2 (f) 12(B)		NAAC Grade		NIRF Ranking	
		Universities		2 (f) 12(B)		B		150-200 Band	
		Colleges		College of Science		College of Arts, Commerce & Management		College of Engineering	
4	Infrastructure	Total Land in Acres		Total Buildings			Total Sq. Ft.		
		158.49		21			166231.24		
5	Colleges	University Colleges		Affiliated Colleges			Total		
		03		147			150		
6	Faculties - Num	Arts		Science		Engineering		Others	
		04		06		0		56	
7	Departs. - Num	Arts		Science		Engineering		Others	
		05		08		04		17	
8	Centers	No. of Research Centers		No. of Service Centers					
				Bank	Post office	Health	Library	Others	
		Nil		1(SBI)	Nil	01	03	01	
9	Programmes	Category	No. of UG			No. of PG			
			Programme		Combinations	Programme		Specializations	
		Arts		BA/B.COM.A/M.COM					
		Science		B.SC		M.SC			
		Eng.		CIV. CSE, ECE & MEC			MBA/MCA		
Others		BBA/BCA		MBA/MCA					
10	Research (Data of 2021-22)	No. of awarded		No. of Research Papers Published			No. of Patents		
		Ph. D's	M. Phil's	National		International			
		--	--	--		01	--		
		Category		Completed		Under process with cost of the project			
		Minor		--		--			
Major		--		--					
11	Teaching Staff on Rolls	Professor		Asso. Prof.		Asst. Prof.		Total	Temporary Staff
		03		0		7		10	56
12	Non-Teaching on Rolls	Officers		Ministerial		Technical	Others	Total	Temporary Staff
		05		17		2	01	25	130
13	Pensioners	Category		Services Pensioners		Family Pensioners		Total	
		Teaching		6		0		6	
		Non-Teaching		11		6		18	
14	Students under Distance Mode	Category of Course	UG			PG			
			Admitted-2021		Passed-2020	Admitted-2021		Passed-2020	
		Arts		--	--	--		--	
		Sciences		--	--	--		--	
Others		--	--	--		--			

14(A)	Students under Distance Mode	:	Category of Course	UG		PG					
				Admitted-2022	Passed-2021	Admitted-2022	Passed-2021				
			Arts	--	--	--	--				
			Sciences	--	--	--	--				
			Others	--	--	--	--				
15	Colleges offering	:	Govt./ University		Private aided		Private Un-aided		Total		
			No. of Colleges	No. of seats in all years of study	No. of Colleges	No. of seats in all years of study	No. of Colleges	No. of seats in all years of study	No. of Colleges	No. of seats in all years of study	
			UG Courses	11	1590	09	3540	82	14354	102	19484
			PG Courses	03	1059	1	05	04	144	08	1208
			Engineering Courses	01	1128	--	--	--	--	01	1128
			Pharmacy Courses	--	--	--	--	--	--	--	--
			Education Courses	01	100	--	--	36	4808	37	4908
			Law Courses	--	--	--	01	300	01	300	
			Physical Edn. Courses	--	--	--	--	03	230	03	230
			MBA Courses	01	79	--	--	03	540	04	619
MCA Courses	01	80	--	--	--	--	01	80			
16	UG Students in the University / Colleges	:	Under Graduate Programmes								
			Students admitted (1 <sup>st</sup> year 2021)				Students passed out (Final year 2020)				
			University/ Govt.	Affiliated	Total	University/ Govt.	Affiliated	Total			
			Arts	--	--	--	103	527	630		
			Commerce	--	--	--	96	1085	1181		
			Science	--	--	--	178	2447	2625		
			Engineering	106	--	--	--	--	--		
			B.Ed.	01	44	3045	61	1668	1729		
			LAW	--	01	360	--	74	74		
B.P.Ed.	--	03	145	--	42	42					
B. Pharmacy	--	--	--	--	--	--					
16(A)	UG Students in the University / Colleges	:	Under Graduate Programmes								
			Students admitted (1 <sup>st</sup> year 2022)				Students passed out (Final year 2021)				
			University/ Govt.	Affiliated	Total	University/ Govt.	Affiliated	Total			
			Arts	--	--	--	144	850	994		
			Commerce	--	--	--	126	1430	1556		
			Science	--	--	--	158	2940	3098		
			Engineering	--	--	--	--	--	--		
			B.Ed.	--	--	--	72	3300	3372		
			LAW	--	--	--	--	128	128		
B.P.Ed.	--	--	--	--	39	39					
B. Pharmacy	--	--	--	--	--	--					
17	PG Students in the University / Colleges	:	Post Graduate Programmes								
			Students admitted (1 <sup>st</sup> year 2021)				Students passed out (Final year 2020)				
			University/ Govt.	Affiliated	Total	University/ Govt.	Affiliated	Total			
			M.Sc	285	24	309	258	167	425		
			M.Com	28	14	42	88	154	242		
M.Tech.	--	--	--	--	--	--					
MBA	27	220	247	52	112	164					

	MCA	:	24	--	24	41	--	41			
	M.Ed	:	--	--	--	8	141	149			
	LLM	:	--	--	--	--	--	--			
	M.P.Ed	:	--	--	--	--	64	64			
	M.Pharmacy	:	--	--	--	--	--	--			
	M.A	:	28	14	42	174	80	254			
17(A)	PG Students in the University / Colleges	:	Post Graduate Programmes								
			Students admitted (1 <sup>st</sup> year 2022)			Students passed out (Final year 2021)					
			University/ Govt.	Affiliated	Total	University/ Govt.	Affiliated	Total			
		M.Sc	:	260	--	260	223	94	317		
		M.Com	:	24	--	24	88	135	223		
		M.Tech.	:	--	--	--	--	--	--		
		MBA	:	52	--	52	46	100	146		
		MCA	:	41	--	41	03	--	03		
		M.Ed	:	--	--	--	--	143	143		
		LLM	:	--	--	--	--	--	--		
		M.P.Ed	:	--	--	--	--	22	22		
		M.Pharmacy	:	--	--	--	--	--	--		
	M.A	:	42	--	42	124	20	144			
18	Hostels	:	Boys Number of			Girls Number of			Foreign Students Number of		
			Hostels	Rooms	Hostellers	Hostels	Rooms	Hostellers	Hostels	Rooms	Hostellers
			04	269	558	03	138	414	--	--	--
19	Govt. Budget In lakhs	:	2020-2021			2021-2022			2022-2023		
			1031.92			743.78			800.00		

## Statistical Profile of Jawaharlal Nehru Technological University, Ananthapuramu

1	Establishment	Act Number		Year		Head Quarters			
		Act. No. 30		2008		Ananthapuramu			
2	Jurisdiction	No. of Districts		Name of the District					
		09		Ananthapuramu, Sri Sathya Sai, Chittoor, Tirupati, Kurnool, Nandyal, SPSR Nellore, YSR Dist. and Annamayya District.					
3	Recognition	UGC Status 2 (f) 12(B)		NAAC Grade		NIRF Ranking			
		Universities		12(B)		--			
		Colleges		45		40			
4	Infrastructure	Total Land in Acres		Total Buildings		Total Sq. Ft.			
		499.80		73		25,34,999.72			
5	Colleges	University Colleges		Affiliated Colleges		Total			
		5		132		137			
6	Faculties - Num	Arts		Science		Engineering			
		0		4		8			
7	Departs. - Num	Arts		Science		Engineering			
		0		4		8			
8	Centers	No. of Research Centers		No. of Service Centers					
				Bank		Post office		Health	
		12		02		01		01	
9	Programmes	Category		No. of UG		No. of PG			
				Programme		Combinations		Specializations	
		Arts		-		-		-	
		Science		-		-		-	
		Eng.		24		-		07	
Others		02		-		089			
10	Research (Data of 2021-22)	No. of awarded		No. of Research Papers Published		No. of Patents			
		Ph.D's	M.Phil's	National				International	
		144	-	45				278	
		Category		Completed		Under process with cost of the project			
		Minor		--		--			
Major		--		21,25,520					
11	Teaching Staff on Rolls	Professor		Asso. Prof.		Asst. Prof.			
		18		17		57			
12	Non-Teaching on Rolls	Officers		Ministerial		Technical			
		13		53		59			
13	Pensioners	Category		Services Pensioners		Family Pensioners			
		Teaching		30		14			
		Non-Teaching		100		123			
14	Students under Distance Mode	Category of Course		UG		PG			
				Admitted-2021	Passed-2020	Admitted-2021	Passed-2020		
		Arts		--		--		--	
		Sciences		--		--		--	
		Others		--		--		--	

14(A)	Students under Distance Mode	:	Category of Course	UG		PG					
				Admitted-2022	Passed-2021	Admitted-2022	Passed-2021				
			Arts	--	--	--	--				
			Sciences	--	--	--	--				
			Others	--	--	--	--				
15	Colleges offering	:	Govt./ University		Private aided		Private Un-aided		Total		
			No. of Colleges	No. of seats in all years of study	No. of Colleges	No. of seats in all years of study	No. of Colleges	No. of seats in all years of study	No. of Colleges	No. of seats in all years of study	
			UG Courses	--	--	--	--	--	--	--	--
			PG Courses	--	--	--	--	--	--	--	--
			Engineering Courses	3	5308	--	--	72	163251	75	168559
			Pharmacy Courses	1	270	--	--	36	22061	37	22331
			Education Courses	1	360	--	--	66	18015	67	18375
			Law Courses	1	180	--	--	25	6726	26	6906
			Physical Edn. Courses	--	--	--	--	--	--	--	--
			MBA Courses	--	-	--	--	--	--	--	--
MCA Courses	--	--	--	--	--	--	--	--			
Others	--	--	--	--	--	--	--	--			
16	UG Students in the University / Colleges	:	Under Graduate Programmes								
			Students admitted (1 <sup>st</sup> year 2021)				Students passed out (Final year 2020)				
			University/ Govt.	Affiliated	Total	University/ Govt.	Affiliated	Total			
			Arts	--	--	--	--	--	--	--	
			Commerce	--	--	--	--	--	--	--	
			Science	--	--	--	--	--	--	--	
			Engineering	1059	21104	22163	991	19726	20717		
			B.Ed.	--	--	--	--	--	--	--	
			LAW	--	--	--	--	--	--	--	
			B.P.Ed.	--	--	--	--	--	--	--	
B. Pharmacy	64	2637	2701	56	1388	1444					
16(A)	UG Students in the University / Colleges	:	Under Graduate Programmes								
			Students admitted (1 <sup>st</sup> year 2022)				Students passed out (Final year 2021)				
			University/ Govt.	Affiliated	Total	University/ Govt.	Affiliated	Total			
			Arts	--	--	--	--	--	--	--	
			Commerce	--	--	--	--	--	--	--	
			Science	--	--	--	--	--	--	--	
			Engineering	964	32996	33960	1036	25852	26888		
			B.Ed.	--	--	--	--	--	--	--	
			LAW	--	--	--	--	--	--	--	
			B.P.Ed.	--	--	--	--	--	--	--	
B. Pharmacy	Admission is under processing	Admission is under processing	Admission is under processing	56	2804	2860					
17	PG Students in the University / Colleges	:	Post Graduate Programmes								
			Students admitted (1 <sup>st</sup> year 2021)				Students passed out (Final year 2020)				
			University/ Govt.	Affiliated	Total	University/ Govt.	Affiliated	Total			
			M.Sc	--	--	--	--	--	--	--	
			M.Com	--	--	--	--	--	--	--	
M.Tech.	235	515	750	236	2007	2243					

	MBA	:	118	3798	3916	98	1544	1642				
	MCA	:	56	1338	1394	49	480	529				
	M.Ed	:	--	--	--	--	--	--				
	LLM	:	--	--	--	--	--	--				
	M.P.Ed	:	--	--	--	--	--	--				
	M.Pharmacy	:	57	581	638	17	446	463				
17(A)	PG Students in the University / Colleges	:	Post Graduate Programmes									
		:	Students admitted (1 <sup>st</sup> year 2022)			Students passed out (Final year 2021)						
		:	University/ Govt.	Affiliated	Total	University/ Govt.	Affiliated	Total				
		M.Sc	:	--	--	--	--	--	--			
		M.Com	:	--	--	--	--	--	--			
		M.Tech.	:	75	131	206	18	1859	1877			
		MBA	:	174	2430	2604	93	2769	2862			
		MCA	:	64	1758	1822	31	766	797			
		M.Ed	:	--	--	--	--	--	--			
		LLM	:	--	--	--	--	--	--			
		M.P.Ed	:	--	--	--	--	--	--			
	M.Pharmacy	:	27	78	105	11	463	474				
18	Hostels	:	Boys Number of			Girls Number of			Foreign Students Number of			
		:	Hostels	Rooms	Hostellers	Hostels	Rooms	Hostellers	Hostels	Rooms	Hostellers	
		JNTUA CEA		04	278	905	02	172	683	02	14	12
		JNTUA CEP		03	176	736	02	186	609	--	--	--
	JNTUA CEK		01	264	730	01	220	605	--	--	--	
19	Govt. Budget In lakhs	:	2020-2021			2021-2022			2022-2023			
		:	6675.91			5366.97			5301.48			



## Statistical Profile of Sri Padmavati Mahila Visvavidyalayam (Women's University), Tirupati

1	Establishment:	Act Number	Year		Head Quarters		
		Act No.16 of 1983 UGC Act, 1956	1983		Tirupati		
2	Jurisdiction	No. of Districts	Name of the District				
		State of Andhra Pradesh		Tirupati District			
3	Recognition :	Universities	UGC Status 2 (f) 12(B) Recognition of SPMVV by UGC under 12 (B) and 2(f) of the UGC Act, 1956	NAAC Grade 3.11	NIRF Ranking 151-200 (for University Category) 44 (for Pharmacy Category)		
		Colleges	-	-	-		
4	Infrastructure :	Total Land in Acres	Total Buildings		Total Sq. Ft.		
		130	47		8,20,687 Sq.ft		
5	Colleges	University Colleges	Affiliated Colleges		Total		
		1 with Four Schools (3 Schools , 1 Engineering)	-		1 with Four Schools (3 Schools , 1 Engineering)		
6	Faculties -Num	Arts	Science	Engineering	Others		
		5 Arts, Humanities, Law, Languages, Music and Fine Arts	5 Pharmaceutical Technology, Physical Sciences, Life Sciences, Computer Sciences and Mathematical Sciences	1 Engineering	1 Nursing		
7	Departs.- Num	Arts	Science	Engineering	Others		
		11	10	4	1 (Nursing 1 (Distance Education)		
8	Centers	No. of Research Centers	No. of Service Centers				
		Research Centers-5 UGC Centers-7	Bank	Post office	Health	Library	Others
			1	-	1	1	1 - Day Care Centre 1-Canteen 1-Xerox Centre 1-Cooperative Super Bazar
9	Programmes	Category	No. of UG		No. of PG		
			Programme	Combinations	Programme	Specializations	
		Arts	5	-	15	Arts Course:1 1. (MBA-4 Specializations Commerce - Nil (General)	
		Science	3	-	23	Science Courses - 2 1. Home Science- 3 Specializations 2. Pharmacy - 5 Specializations	
		Eng.	4	-	4	-	
	Others	2 (B.Sc. Nursing and GNM)		-	-	-	
10	Research (Data of 2021-22)	No. of awarded		No. of Research Papers Published		No. of Patents	
		Ph. D's	M. Phil's	National	International		
		68	2	-	658	34	
		Category		Completed	Under process with cost of the project		
Minor		-		-			

		Major		-		-	
11	Teaching Staff on Rolls	Professor	Asso. Prof.	Asst. Prof.	Total	Temporary Staff	
		48	15	20	83	147	
12	Non-Teaching on Rolls	Officers	Ministerial	Technical	Others	Total	Temporary Staff
		7	38	25	28	98	17
13	Pensioners	Category	Services Pensioners		Family Pensioners		Total
		Teaching	48		4		52
		Non-Teaching	79		23		99
14	Students under Distance Mode	Category of Course	UG		PG		
			Admitted-2021	Passed-2020	Admitted-2021	Passed-2020	
		Arts	-	-	94	170	
		Sciences	-	-	-	122	
		Others	-	-	54	50	

14 (A)	Students under Distance Mode	Category of Course	UG		PG				
			Admitted-2021	Passed-2020	Admitted-2021	Passed-2020			
		Arts	-	-	49	170			
		Sciences	-	-	-	9			
		Others	-	-	13	74			
15	Colleges offering	Govt./ University		Private aided		Private Un-aided		Total	
		No. of Colleges	No. of seats in all years of study	No. of Colleges	No. of seats in all years of study	No. of Colleges	No. of seats in all years of study	No. of Colleges	No. of seats in all years of study
		UG Courses	169	-	-	-	-	1 (with 3 Schools , 1 Engineering College)	169
		PG Courses	1992	-	-	-	-		1992
		Engineering Courses	522	-	-	-	-		522
		Pharmacy Courses	178	-	-	-	-		178
		Education Courses	133	-	-	-	-		133
		Law Courses	152	-	-	-	-		152
		Physical Edn. Courses	144	-	-	-	-		144
		MBA Courses	202	-	-	-	-		202
MCA Courses	257	-	-	-	-	257			
Others	80	-	-	-	-	80			
16	UG Students in the University / Colleges	Under Graduate Programmes							
		Students admitted (1st year 2021)				Students passed out (Final year 2020)			
		University/ Govt.	Affiliated	Total	University/ Govt.	Affiliated	Total		
		Arts	-	-	-	-	-	-	
		Commerce	-	-	-	-	-	-	
		Science	60	-	60	62	-	62	
		Engineering	322	-	322	302	-	302	
		B.Ed.	83	-	83	35	-	35	
		LAW	120	-	120	65	-	65	
		B.P.Ed.	5	-	5	10	-	10	
B. Pharmacy	48	-	48	39	-	39			
Others	57	-	57	49	-	49			

		Under Graduate Programmes									
		Students admitted (1 <sup>st</sup> year 2022)			Students passed out (Final year 2021)						
		University/ Govt.	Affiliated	Total	University/ Govt.	Affiliated	Total				
16(A)	Arts	:	-	-	15	-	15				
	Commerce	:	-	-	-	-	-				
	Science	:	-	-	64	-	64				
	Engineering	:	-	-	374	-	374				
	B.Ed.	:	-	-	61	-	61				
	LAW	:	-	-	76	-	76				
	B.P.Ed.	:	-	-	5	-	5				
	B. Pharmacy	:	-	-	37	-	37				
	Others	:			57	-	57				
				*2022 Admissions are in progress							
		Post Graduate Programmes									
		Students admitted (1 <sup>st</sup> year 2021)			Students passed out (Final year 2020)						
		University/ Govt.	Affiliated	Total	University/ Govt.	Affiliated	Total				
17	M.Sc	:	588	-	588	469	-	469			
	M.Com	:	47	-	47	52	-	52			
	M.Tech.	:	8	-	8	33	-	33			
	MBA	:	125	-	125	103	-	103			
	MCA	:	106	-	106	94	-	94			
	M.Ed	:	-	-	-	-	-	-			
	LLM	:	15	-	15	5	-	5			
	M.P.Ed	:	7	-	7	7	-	7			
	M.Pharmacy	:	60	-	60	48	-	48			
			Post Graduate Programmes								
Students admitted (1 <sup>st</sup> year 2022)			Students passed out (Final year 2021)								
University/ Govt.			Affiliated	Total	University/ Govt.	Affiliated	Total				
17(A)	M.Sc	:	-	-	541	-	541				
	M.Com	:	-	-	65	-	65				
	M.Tech.	:	-	-	20	-	20				
	MBA	:	-	-	110	-	110				
	MCA	:	-	-	99	-	99				
	M.Ed	:	-	-	-	-	-				
	LLM	:	-	-	12	-	12				
	M.P.Ed	:	-	-	9	-	9				
	M.Pharmacy	:	-	-	38	-	38				
				* 2022 Admissions are in progress							
18	Hostels	:	Boys Number of			Girls Number of			Foreign Students Number of		
		Hostels	Rooms	Hostellers	Hostels	Rooms	Hostellers	Hostels	Rooms	Hostellers	
			-	-	-	10	512	2413	-	-	-
19	Govt. Budget In lakhs	:	2020-2021			2021-2022			2022-2023		
			5323.94			4741.28			5222.77		

## Statistical Profile of Dr. Abdul Haq Urdu University, Kurnool

1	Establishment :	Act Number	Year		Head Quarters		
		13	2016		Kurnool		
2	Jurisdiction :	No. of Districts	Name of the District				
		Entire Andhra Pradesh	Kurnool				
3	Recognition :	UGC Status 2 (f) 12(B)	NAAC Grade	NIRF Ranking			
		Universities	2(f)	-	-		
		Colleges	-	-	-		
4	Infrastructure :	Total Land in Acres	Total Buildings		Total Sq. Ft.		
		144	-		90000		
5	Colleges :	University Colleges	Affiliated Colleges		Total		
		1	-		1		
6	Faculties - Num :	Arts	Science	Engineering	Others		
		10	5	-	-		
7	Departs. - Num :	Arts	Science	Engineering	Others		
		5	3	-	2		
8	Centers :	No. of Research Centers	No. of Service Centers				
			Bank	Post office	Health	Library	Others
		1	-	-	1	1	1
9	Programmes :	Category	No. of UG		No. of PG		
			Programme	Combinations	Programme	Specializations	
		Arts	2	2	4	4	
		Science	3	3	1	1	
		Eng.	-	-	-	-	
		Others	1	1	3	3	
10	Research (Data of 2021-22)	No. of awarded		No. of Research Papers Published		No. of Patents	
		Ph. D's	M. Phil's	National	International		
		-	-	15	10		-
		Category		Completed	Under process with cost of the project		
		Minor	-		-		
Major	-		-				
11	Teaching Staff on Rolls :	Professor	Asso. Prof.	Asst. Prof.	Total	Temporary Staff	
		-	-	-	Nil	15	
12	Non-Teaching on Rolls :	Officers	Ministerial	Technical	Others	Total	
		2	-	-	-	2	14
13	Pensioners :	Category	Services Pensioners	Family Pensioners	Total		
		Teaching	-	-	-		
		Non-Teaching	-	-	-		
14	Students under Distance Mode :	Category of Course	UG		PG		
			Admitted-2021	Passed-2020	Admitted-2021	Passed-2020	
		Arts	-	-	-	-	
		Sciences	-	-	-	-	
		Others	-	-	-	-	

14(A)	Students under Distance Mode	:	Category of Course	UG		PG					
				Admitted-2022	Passed-2021	Admitted-2022	Passed-2021				
			Arts	-	-	-	-				
			Sciences	-	-	-	-				
			Others	-	-	-	-				
15	Colleges offering	:	Govt./ University		Private aided		Private Un-aided		Total		
			No. of Colleges	No. of seats in all years of study	No. of Colleges	No. of seats in all years of study	No. of Colleges	No. of seats in all years of study	No. of Colleges	No. of seats in all years of study	
			UG Courses	1	310	-	-	-	-	1	310
			PG Courses	1	180	-	-	-	-	1	180
			Engineering Courses	-	-	-	-	-	-	-	-
			Pharmacy Courses	-	-	-	-	-	-	-	-
			Education Courses	-	-	-	-	-	-	-	-
			Law Courses	-	-	-	-	-	-	-	-
			Physical Edn. Courses	-	-	-	-	-	-	-	-
			MBA Courses	1	60	-	-	-	-	1	60
MCA Courses	-	-	-	-	-	-	-	-			
Others	-	-	-	-	-	-	-	-			
16	UG Students in the University / Colleges	:	Under Graduate Programmes								
			Students admitted (1 <sup>st</sup> year 2021)			Students passed out (Final year 2020)					
			University/ Govt.	Affiliated	Total	University/ Govt.	Affiliated	Total			
			Arts	14	-	14	03	-	03		
			Commerce	21	-	21	04	-	04		
			Science	17	-	17	16	-	16		
			Engineering	-	-	-	-	-	-		
			B.Ed.	-	-	-	-	-	-		
			LAW	-	-	-	-	-	-		
B.P.Ed.	-	-	-	-	-	-					
B. Pharmacy	-	-	-	-	-	-					
16(A)	UG Students in the University / Colleges	:	Under Graduate Programmes								
			Students admitted (1 <sup>st</sup> year 2022)			Students passed out (Final year 2021)					
			University/ Govt.	Affiliated	Total	University/ Govt.	Affiliated	Total			
			Arts	06	-	06	05	-	05		
			Commerce	11	-	11	04	-	04		
			Science	Nil	-	Nil	24	-	24		
			Engineering	-	-	-	-	-	-		
			B.Ed.	-	-	-	-	-	-		
			LAW	-	-	-	-	-	-		
B.P.Ed.	-	-	-	-	-	-					
B. Pharmacy	-	-	-	-	-	-					

	PG Students in the University / Colleges	Post Graduate Programmes								
		Students admitted (1 <sup>st</sup> year 2021)						Students passed out (Final year 2020)		
		University/ Govt.		Affiliated	Total	University/ Govt.		Affiliated	Total	
17	M.A.	10		-	10	29		-	29	
	M.Sc	07		-	07	06		-	06	
	M.Com	Nil		-	Nil	04		-	04	
	M.Tech.	-		-	-	-		-	-	
	MBA	32		-	32	02		-	02	
	MCA	-		-	-	-		-	-	
	M.Ed	-		-	-	-		-	-	
	LLM	-		-	-	-		-	-	
	M.P.Ed	-		-	-	-		-	-	
	M.Pharmacy	-		-	-	-		-	-	
17(A)	PG Students in the University / Colleges	Post Graduate Programmes								
		Students admitted (1 <sup>st</sup> year 2022)						Students passed out (Final year 2021)		
		University/ Govt.		Affiliated	Total	University/ Govt.		Affiliated	Total	
	M.A.	05		-	05	42		-	42	
	M.Sc	10		-	10	06		-	06	
	M.Com	Nil		-	Nil	07		-	07	
	M.Tech.	-		-	-	-		-	-	
	MBA	34		-	34	24		-	24	
	MCA	-		-	-	-		-	-	
	M.Ed	-		-	-	-		-	-	
LLM	-		-	-	-		-	-		
M.P.Ed	-		-	-	-		-	-		
M.Pharmacy	-		-	-	-		-	-		
18	Hostels	Boys Number of			Girls Number of			Foreign Students Number of		
		Hostels	Rooms	Hostellers	Hostels	Rooms	Hostellers	Hostels	Rooms	Hostellers
		1	5	30	1	9	40	-	-	-
19	Govt. Budget In lakhs	2020-2021			2021-2022			2022-2023		
		Salaries-200 Maintenance-29			Salaries-110.67 Maintenance-Nil			Salaries-120 Maintenance-Nil		

## Statistical Profile of Dr.YSR Architecture and Fine Arts University, Kadapa

1	Establishment	Act Number	Year		Head Quarters			
		15	2020		Kadapa			
2	Jurisdiction	No.of Districts		Name of the District				
		26		YSR Kadapa				
3	Recognition	UGC Status 2(f) 12(B)		NAAC Grade		NIRF Ranking		
		Universities		2(f)		--		
		Colleges		--		--		
4	Infrastructure	Total Land in Acres		Total Buildings		Total Sq.Ft.		
		Pending with CCLA		--		--		
5	Colleges	University Colleges		Affiliated Colleges		Total		
		1. School of Planning and Architecture 2. College of Fine Arts		02		04		
6	Faculties -Num	Arts	Science	Engineering		Others		
		29	-	28		21 (Architecture & Interior Design)		
7	Departs.-Num	Arts	Science	Engineering		Others		
		06	-	05		02 (Architecture & Interior Design)		
8	Centers	No. of Research Centers		No.of Service Centers				
				Bank	Postoffice	Health	Library	Others
		Nil		-	-	-	Yes	-
9	Programmes	Category	No. ofUG		No.of PG			
			Programme	Combinations	Programme	Specializations		
		Arts	06	-	02	M.F.A. (Applied Art) M.F.A. (Painting)		
		Science	-	-	-	-		
		Eng.	05	-	01	M. Plan (URP)		
		Others	02	-	01	M. Arch		
10	Research (Dataof2021-22)	No. of awarded		No. of Research Papers Published		No. of Patents		
		Ph.D's	M.Phil's	National	International			
		Nil	Nil	Nil	Nil			
		Category	Completed		Under process with cost of the project			
		Minor	Nil		NA			
		Major	Nil		NA			
11	Teaching Staff on Rolls	Professor	Asso.Prof.	Asst.Prof.		Total	Temporary Staff	
		-	-	-		-	78	
12	Non-Teaching Staff on Rolls	Officers	Ministerial	Technical	Others	Total	Temporary Staff	
		-	-	-	-	-	80	
13	Pensioners	Category	Services Pensioners		Family Pensioners		Total	
		Teaching	Nil		Nil		--	
		Non-Teaching	Nil		Nil		--	
14	Students under Distance Mode	Category of Course	UG		PG			
			Admitted-2021	Passed-2020	Admitted-2021	Passed-2020		
		Arts	Nil	Nil	Nil	Nil		
		Sciences	Nil	Nil	Nil	Nil		
		Others	Nil	Nil	Nil	Nil		

14(A)	Students under Distance Mode	Category of Course	UG		PG				
			Admitted-2022	Passed-2021	Admitted-2022	Passed-2021			
		Arts	Nil	Nil	Nil	Nil			
		Sciences	Nil	Nil	Nil	Nil			
		Others	Nil	Nil	Nil	Nil			
15	Colleges offering	Govt./University		Privateaided		PrivateUn-aided		Total	
		No. ofColleges	No. of seats in all years of study	No. of Colleges	No. of seats in all years of study	No. of Colleges	No. of seats in all years of study	No. of Colleges	No. of seats in all years of study
	UG Courses	: 02	704			-	-	02	704
	PG Courses	: 02	88		02	88			
	Engineering Courses	: -	-	-	-	-	-	-	-
	Pharmacy Courses	: -	-	-	-	-	-	-	-
	Education Courses	: -	-	-	-	-	-	-	-
	Law Courses	: -	-	-	-	-	-	-	-
	Physical Edn. Courses	: -	-	-	-	-	-	-	-
	MBA Courses	: -	-	-	-	-	-	-	-
	MCA Courses	: -	-	-	-	-	-	-	-
Others	: -	-	-	-	-	-	-	-	
16	UG Students inthe University /Colleges	Under Graduate Programmes							
		Students admitted (1 <sup>st</sup> year2021)			Students passed out (Final year2020)				
		University/Govt.	Affiliated	Total	University/ Govt.	Affiliated	Total		
	Arts	: 114	-	114	NA	-	-		
	Commerce	: -	-	-	NA	-	-		
	Science	: -	-	-	NA	-	-		
	Engineering	: 49	-	49	NA	-	-		
	B.Ed.	: -	-	-	NA	-	-		
	LAW	: -	-	-	NA	-	-		
	B.P.Ed.	: -	-	-	NA	-	-		
	B.Pharmacy	: -	-	-	NA	-	-		
B.Arch	: 06	-	06	NA	-	-			
B.Design	: 25	-	25	NA	-	-			
16(A)	UG Students in the University / Colleges	Under Graduate Programmes							
		Students admitted (1 <sup>st</sup> year2022)			Students passed out (Final year2021)				
		University/Govt.	Affiliated	Total	University/Govt.	Affiliated	Total		
	Arts	: 88	-	88	NA	-	-		
	Commerce	: -	-	-	NA	-	-		
	Science	: -	-	-	NA	-	-		
Engineering	: 07	-	07	NA	-	-			
B.Ed.	: -	-	-	NA	-	-			



	LAW	:	-	-	-	NA	-	-			
	B.P.Ed.	:	-	-	-	NA	-	-			
	B.Pharmacy	:	-	-	-	NA	-	-			
	B.Arch	:	15	-	15	NA	-	-			
	B.Design	:	11	-	11	NA	-	-			
17	PG Students in the University /Colleges	:	Post Graduate Programmes								
			Students admitted (1 <sup>st</sup> year2021)					Students passed out (Finalyear2020)			
			University/Govt.	Affiliated	Total	University/ Govt.	Affiliated	Total			
	M. Plan(URP)	:	06	-	06	NA	-	-			
	M. Sc.	:	-	-	-	NA	-	-			
	M.Com.	:	-	-	-	NA	-	-			
	M.Tech.	:	-	-	-	NA	-	-			
	MBA	:	-	-	-	NA	-	-			
	MCA	:	-	-	-	NA	-	-			
	M.Ed	:	-	-	-	NA	-	-			
	LLM	:	-	-	-	NA	-	-			
M.P.Ed	:	-	-	-	NA	-	-				
M.Pharmacy	:	-	-	-	NA	-	-				
17(A)	PG Students in the University /Colleges	:	Post Graduate Programmes								
			Students admitted (1 <sup>st</sup> year2022)					Students passed out(Finalyear2021)			
			University/Govt.	Affiliated	Total	University/ Govt.	Affiliated	Total			
	M.Plan (URP)	:	Nil	-	-	NA	-	-			
	M.Sc	:	-	-	-	NA	-	-			
	M.Com	:	-	-	-	NA	-	-			
	M.Tech.	:	-	-	-	NA	-	-			
	MBA	:	-	-	-	NA	-	-			
	MCA	:	-	-	-	NA	-	-			
	M.Ed	:	-	-	-	NA	-	-			
	LLM	:	-	-	-	NA	-	-			
M.P.Ed	:	-	-	-	NA	-	-				
M.Pharmacy	:	-	-	-	NA	-	-				
18	Hostels	:	Boys Numberof			Girls Numberof			ForeignStudentsNumberof		
			Hostels	Rooms	Hostellers	Hostels	Rooms	Hostellers	Hostels	Rooms	Hostellers
			1	44	241	1	31	100	Nil	Nil	Nil
19	Govt. Budget In lakh	:	2020-2021			2021-2020			2022-2023		
			311 - Rs. 50 Lakhs 312 - Rs. 200 Lakhs			311 - Rs.47.55 Lakhs Additional Budget under 311 Rs. 253.40 Lakhs 312 - 451.00 Lakhs			311 - Rs. 351.95 Lakhs 312 - Rs. 408.80 Lakhs		

## Statistical Profile of Cluster University, Kurnool

1	Establishment	Act Number	Year		Head Quarters		
		13 of 2020	3 <sup>rd</sup> January, 2020		Kurnool		
2.	Jurisdiction	No. of Districts	Name of the District				
		01	Kurnool				
3.	Recognition		UGC Status 2 (f) 12 (B)	NAAC Grade	NIRF Ranking		
		Universities	2(f)	Nil	Nil		
		Colleges	03 constituent colleges with 2(f) and 12(B)	SJGC-A, KVRDC-B+, GDCM-B	Nil		
4	Infrastructure	Total Land in Acres	Total Buildings			Total Sq. Ft.	
		55	05(under construction)			27,03,144	
5	Colleges	University Colleges	Affiliated Colleges			Total	
		03(Constituent colleges)	Nil			03	
6	Faculties-Num	Arts	Science	Engineering	Others		
		59	102	Nil	Nil		
7	Depts-Num	Arts	Science	Engineering	Others		
		19	10	Nil	Nil		
8	Centres	No. of Research Centers	No. of Service Centers				
			Bank	Post Office	Health	Library	Others
		Nil	Nil	Nil	Nil	To be established	
9.	Programmes	Category	No. of UG		No. of PG		
			Programme	Combination	Programme	Specializations	
		Arts	14	Nil	12	Nil	
		Science	22	Nil	05	Nil	
		Eng.	Nil	Nil	Nil	Nil	
Others	Nil	Nil	Nil	Nil			
10.	Research (Date of 2021-22)	No. of awarded		No. of Research Papers Published		No. of Patents	
		Ph.D's	M.Phil's	National	International		
		Nil	Nil	Nil	Nil		Nil
		Category		Completed	Under Process with cost of Project		
		Minor		Nil	Nil		
Major		Nil	Nil				
11.	Teaching Staff on Rolls	Professor	Asso. Prof	Asst. Prof	Total	Temporary Staff	
		02	Nil	Nil	Nil	Nil	
12.	Non Teaching on Rolls	Officers	Ministerial	Technical	Others	Total	Temporary Staff
		52	20	04	Nil	76	Nil
13	Pensioners	Category	Services Pensioners	Family Pensioners	Total		
		Teaching	Nil	Nil	Nil		
		Non Teaching	Nil	Nil	Nil		
14	Students under Distance Education	Category of Course	UG		PG		
			Admitted-2021	Passed-2020	Admitted-2021	Passed-2020	
		Arts	Nil	Nil	Nil	Nil	
		Science	Nil	Nil	Nil	Nil	
Others	Nil	Nil	Nil	Nil			



17	PG Students in the University / Colleges	Post Graduate Programmes									
		Students admitted (1 <sup>st</sup> year 2021)						Students passed out (Final year 2020)			
		University / Govt.			Affiliated			Total			
	M.Sc	:	34		Nil		34		Nil		Nil
	M.Com &M.A.,	:	41		Nil		41		Nil		Nil
	M.Tech	:	Nil		Nil		Nil		Nil		Nil
	MBA	:	Nil		Nil		Nil		Nil		Nil
	MCA Nil Nil	:	Nil	Nil	Nil		Nil		Nil		Nil
	M.Ed	:	Nil		Nil		Nil		Nil		Nil
	LLM	:	Nil		Nil		Nil		Nil		Nil
M.PED	:	Nil	Nil		Nil		Nil	Nil		Nil	
M. Pharmacy	:	Nil		Nil		Nil		Nil		Nil	
17(A)	PG Students in the University / Colleges	Post Graduate Programmes									
		Students admitted (1 <sup>st</sup> year 2022)						Students passed out (Final year 2021)			
		University / Govt.			Affiliated			Total			
	M.Sc	:	Admissions are on going				Nil		Nil		Nil
	M.Com	:	Admissions are on going				Nil		Nil		Nil
	MA	:	Nil		Nil		Nil		Nil		Nil
	M.Tech	:	Nil		Nil		Nil		Nil		Nil
	MBA	:	Nil		Nil		Nil		Nil		Nil
	MCA	:	Nil		Nil		Nil		Nil		Nil
	M.Ed	:	Nil		Nil		Nil		Nil		Nil
LLM	:	Nil		Nil		Nil		Nil		Nil	
M.P.Ed	:	Nil		Nil		Nil		Nil		Nil	
M.Pharmacy	:	Nil		Nil		Nil		Nil		Nil	
18	Hostels	Boys Number of			Girls Number of			Foreign Students Number of			
		Hostels	Rooms	Hostellers	Hostels	Rooms	Hostellers	Hostels	Rooms	Hostellers	
		03	90	320	07	77	1168	Nil	Nil	Nil	
19	Govt. Budget in Lakhs	2020-2021			2021-2022			2022-2023			
		Nil			100.0 lakhs			120.0 lakhs			

## Statistical Profile of Sri Krishnadevaraya University, Ananthapuramu

1	Establishment :	Act Number		Year		Head Quarters			
		4		1991 (Amended)		Ananthapuramu			
2	Jurisdiction :	No. of Districts		Name of the District					
		02		Ananthapuramu and Sri Satya Sai, Puttaparthi					
3	Recognition :			UGC Status 2 (f) 12(B)		NAAC Grade		NIRF Ranking	
		Universities		2(f) 12(B)		B++		151-200	
		Colleges		23		15		05	
4	Infrastructure :	Total Land in Acres		Total Buildings			Total Sq. Ft.		
		482.21		159			10,28,840.63		
5	Colleges :	University Colleges		Affiliated Colleges			Total		
		5		109			114		
6	Faculties -Num :	Arts		Science		Engineering		Others	
		2		2		1		2	
7	Departs.- Num :	Arts		Science		Engineering		Others	
		12		17		5		3	
8	Centers :	No. of Research Centers		No. of Service Centers					
				Bank	Post office	Health	Library	Others	
		5		3	1	1	1	1*	(Atal Incubation Centre)
9	Programmes :	Category	No. of UG			No. of PG			
			Programme		Combinations	Programme		Specializations	
		Arts	02		39	05		19	
		Science	02		43	03		17	
		Eng.	01		05	01		03	
Others	02		03	01		04			
10	Research (Data of 2021-22) :	No. of awarded		No. of Research Papers Published			No. of Patents		
		Ph. D's	M. Phil's	National		International			
		95	00	93		78	03		
		Category		Completed		Under process with cost of the project			
		Minor		-		02 with cost of 67.00 lakhs			
Major		-		-					
11	Teaching Staff on Rolls :	Professor	Asso. Prof.		Asst. Prof.		Total	Temporary Staff	
		28	06		18		52	11	
12	Non-Teaching on Rolls :	Officers	Ministerial		Technical	Others	Total	Temporary Staff	
		19	143		20	81	263	347	
13	Pensioners :	Category		Services Pensioners		Family Pensioners		Total	
		Teaching		128		38		166	
		Non-Teaching		212		144		356	
14	Students under Distance Mode :	Category of Course	UG			PG			
			Admitted-2021	Passed-2020		Admitted-2021	Passed-2020		
		Arts	-	-		-	-		
		Sciences	-	-		-	-		
Others	-	-		-	-				

14 (A)	Students under Distance Mode	:	Category of Course	UG		PG					
				Admitted-2022	Passed-2021	Admitted-2022	Passed-2021				
			Arts	-	-	-	-				
			Sciences	-	-	-	-				
			Others	-	-	-	-				
15	Colleges offering	:	Govt./ University		Private aided		Private Un-aided		Total		
			No. of Colleges	No. of seats in all years of study	No. of Colleges	No. of seats in all years of study	No. of Colleges	No. of seats in all years of study	No. of Colleges	No. of seats in all years of study	
			UG Courses	13	22010	02	2550	72	75860	87	97870
			PG Courses	5	-	-	-	09	-	-	-
			Engineering Courses	1	1200	-	-	-	-	-	1200
			Pharmacy Courses	1	392	-	-	-	-	-	392
			Education Courses	1	100	-	-	10	1300	-	1400
			Law Courses	1	324	-	-	01	2120	-	2444
			Physical Edn. Courses	1	80	-	-	01	100	-	180
			MBA Courses	1	240	-	-	10	2640	-	2880
MCA Courses	1	60	-	-	02	240	-	300			
Others	-	-	-	-	-	-	-	-			
16	UG Students in the University / Colleges	:	Under Graduate Programmes								
			Students admitted (1 <sup>st</sup> year 2021)				Students passed out (Final year 2020)				
			University/ Govt.	Affiliated	Total	University/ Govt.	Affiliated	Total			
			Arts	1119	1274	2393	-	676 / 831	676		
			Commerce	1104	8793	9897	-	3412 / 5741	3412		
			Science	1103	6392	7495	-	3107 / 5066	3107		
			Engineering	-	-	-	-	-	-		
			B.Ed.	43	602	645	54 / 63	660 / 821	714		
			LAW	-	-	-	-	-	-		
B.P.Ed.	48	48	48	-	39 / 48	39					
B. Pharmacy	63	-	63	52	-	52					

	UG Students in the University / Colleges	Under Graduate Programmes								
		Students admitted (1 <sup>st</sup> year 2022)			Students passed out (Final year 2021)					
		University/ Govt.	Affiliated	Total	University/ Govt.	Affiliated	Total			
16 (A)	Arts	1541	1249	2790	-	701 / 900	701			
	Commerce	1694	7716	9410	-	3030 / 5957	3030			
	Science	1948	5321	7269	-	3501 / 5456	3501			
	Engineering	-	-	-	-	-	-			
	B.Ed.	49	723	772	72 / 84	680 / 968	752			
	LAW	87	-	87	-	-	-			
	B.P.Ed.	-	36	36	-	30	30			
	B. Pharmacy	65	-	65	55	-	55			
17	PG Students in the University / Colleges	Post Graduate Programmes								
		Students admitted (1 <sup>st</sup> year 2021)			Students passed out (Final year 2020)					
		University/ Govt.	Affiliated	Total	University/ Govt.	Affiliated	Total			
	M.Sc	417	371	788	364	239	603			
	M.Com	104	216	320	63	163	226			
	M.Tech.	20	-	20	18	-	18			
	MBA	111	1472	1583	109	1186	1295			
	MCA	29	125	154	25	115	140			
	M.Ed	-	-	-	-	-	-			
	LLM	23	36	59	21	28	49			
	M.P.Ed	28	-	28	25	-	25			
M.Pharmacy	13	-	13	12	-	12				
17 (A)	PG Students in the University / Colleges	Post Graduate Programmes								
		Students admitted (1 <sup>st</sup> year 2022)			Students passed out (Final year 2021)					
		University/ Govt.	Affiliated	Total	University/ Govt.	Affiliated	Total			
	M.Sc	413	239	652	368	152	418			
	M.Com	112	92	204	81	68	149			
	M.Tech.	26	-	26	27	-	27			
	MBA	106	1337	1443	94	1098	1192			
	MCA	28	65	93	26	52	78			
	M.Ed	-	-	-	-	-	-			
	LLM	22	40	62	19	33	52			
M.P.Ed	17	-	17	15	-	15				
M.Pharmacy	50	-	50	50	-	49				
18	Hostels	Boys Number of			Girls Number of			Foreign Students Number of		
		Hostels	Rooms	Hostellers	Hostels	Rooms	Hostellers	Hostels	Rooms	Hostellers
		07	567	733	04	242	546	02	06	02
19	Govt. Budget In lakhs	2020-2021			2021-2022			2022-2023		
		7805.65			8728.68			6587.08		

## Statistical Profile of Yogi Vemana University, Kadapa

1	Establishment	Act Number	Year		Head Quarters		
		28	2006		Kadapa		
2	Jurisdiction	No. of Districts		Name of the District			
		02		YSR Dist. And Annamaiah Dist.			
3	Recognition	UGC Status 2 (f) 12(B)		NAAC Grade		NIRF Ranking	
		Universities		2(f) & 12(B)		"A" (CGPA 3.13)	101-150
		Colleges		30		06	--
4	Infrastructure	Total Land in Acres		Total Buildings		Total Sq. Ft.	
		652.34		38		9,19,191.00	
5	Colleges	University Colleges		Affiliated Colleges		Total	
		02		120		122	
6	Faculties -Num	Arts		Science	Engineering	Others	
		30		52	11	10	
7	Departs.- Num	Arts		Science	Engineering	Others	
		09		19	06	07	
8	Centers	No. of Research Centers		No. of Service Centers			
				Bank	Post office	Health	Library
		1		1	1	1	2
9	Programmes	Category	No. of UG		No. of PG		
			Programme	Combinations	Programme	Specializations	
		Arts	02	23	02	09	
		Science	01	23	01	15	
		Eng.	06	Nil	Nil	Nil	
Others	06	18	04	04			
10	Research (Data of 2021-22)	No. of awarded		No. of Research Papers Published		No. of Patents	
		Ph. D's	M. Phil's	National	International		
		29	Nil	178	100		03
		Category		Completed	Under process with cost of the project		
		Minor -		-	-		
Major		8	04	120.28 Lakhs			
11	Teaching Staff on Rolls	Professor	Asso. Prof.	Asst. Prof.	Total	Temporary Staff	
		18	29	56	103	139	
12	Non-Teaching on Rolls	Officers	Ministerial	Technical	Others	Total	Temporary Staff
		-	18	2	2	22	274
13	Pensioners	Category	Services Pensioners		Family Pensioners		Total
		Teaching	03		-		03
		Non-Teaching	01		01		02
14	Students under Distance Mode	Category of Course	UG		PG		
			Admitted-2021	Passed-2020	Admitted-2021	Passed-2020	
		Arts	-	-	-	-	
		Sciences	-	-	-	-	
Others	-	-	-	-			



14(A)	Students under Distance Mode	:	Category of Course	UG		PG				
				Admitted-2022	Passed-2021	Admitted-2022	Passed-2021			
			Arts	-	-	-	-			
			Sciences	-	-	-	-			
			Others	-	-	-	-			
15	Colleges offering	:	Govt./ University		Private aided		Private Un-aided		Total	
			No. of Colleges	No. of seats in all years of study	No. of Colleges	No. of seats in all years of study	No. of Colleges	No. of seats in all years of study	No. of Colleges	No. of seats in all years of study
	UG Courses	: 14	4320	05	3305	56	19260	75	26885	
	PG Courses	: 03	1150	01	70	07	390	11	1610	
	Engineering Courses	: 01	1081	--	--	--	--	01	1081	
	Pharmacy Courses	: Nil	Nil	Nil	Nil	Nil	Nil	Nil	Nil	
	Education Courses	: Nil	Nil	Nil	Nil	26 (B.Ed) 04 (M.Ed)	2250 200	30	2450	
	Law Courses	: Nil	Nil	Nil	Nil	2	660	2	660	
	Physical Edn. Courses	: Nil	Nil	01	200	1	50	2	250	
	MBA Courses	: Nil	Nil	Nil	Nil	Nil	Nil	Nil	Nil	
	MCA Courses	: Nil	Nil	Nil	Nil	Nil	Nil	Nil	Nil	
Others	: Nil	Nil	Nil	Nil	Nil	Nil	Nil	Nil		
16	UG Students in the University / Colleges	:	Under Graduate Programmes							
			Students admitted (1 <sup>st</sup> year 2021)			Students passed out (Final year 2020)				
			University/ Govt.	Affiliated	Total	University/ Govt.	Affiliated	Total		
	Arts	: 587	1099	1686	67	287	354			
	Commerce	: 761	5642	6403	110	2319	2429			
	Science	: 1133	5508	6641	110	2829	2939			
	Engineering	: 254	--	254	211	-	211			
	B.Ed.	: Nil	2250	2250	0	1528	1528			
	LAW	: Nil	660	660	0	58	58			
	B.P.Ed.	: Nil	400	400	0	73	73			
	B. Pharmacy	: Nil	Nil	Nil	0	0	0			
BBA Nil	269	269	0	113	113					
B.Voc Nil	158	158	--	--	--					
16(A)	UG Students in the University / Colleges	:	Under Graduate Programmes							
			Students admitted (1 <sup>st</sup> year 2022)			Students passed out (Final year 2021)				
			University/ Govt.	Affiliated	Total	University/ Govt.	Affiliated	Total		
	Arts	:	All UG courses admissions are in progress			102	349	451		
	BBA	:				-	102	102		
	Commerce	:				150	2486	2636		
	Science	:				109	3116	3225		
	Engineering	: 150	-	150	151	0	151			
	B.Ed.	:				0	1857	1857		
	LAW	:				0	168	168		
B.P.Ed.	:				0	53	53			

	B. Pharmacy	:				0	0	0			
17	PG Students in the University / Colleges	:	Post Graduate Programmes								
			Students admitted (1 <sup>st</sup> year 2021)			Students passed out (Final year 2020)					
			University/ Govt.	Affiliated	Total	University/ Govt.	Affiliated	Total			
	M.Sc	:	417	65	482	300	131	431			
	M.Com	:	25	40	65	36	220	256			
	M.Tech.	:	-	-	-	0	0	0			
	MBA	:	84	-	84	62	0	62			
	MCA	:	48	-	48	34	0	34			
	M.Ed	:	-	200	200	0	61	61			
	LLM	:	-	-	-	0	0	0			
	M.P.Ed	:	12	-	12	20	0	20			
M.Pharmacy	:	-	-	-	0	0	0				
17(A)	PG Students in the University / Colleges	:	Post Graduate Programmes								
			Students admitted (1 <sup>st</sup> year 2022)			Students passed out (Final year 2021)					
			University/ Govt.	Affiliated	Total	University/ Govt.	Affiliated	Total			
	M.Sc	:	All PG courses admissions are in progress			343	149	492			
	M.Com	:				34	229	263			
	M.Tech.	:				0	0	0			
	MBA	:				67	0	67			
	MCA :					34	0	34			
	M.Ed	:				0	20	20			
	LLM	:				0	0	0			
	M.P.Ed	:				18	0	18			
M.Pharmacy	:	0				0	0				
18	Hostels	:				Boys Number of			Girls Number of		
			Hostels	Rooms	Hostellers	Hostels	Rooms	Hostellers	Hostels	Rooms	Hostellers
			2	208	429	2	208	491	-	-	-
19	Govt. Budget In lakhs	:	2020-2021			2021-2022			2022-2023		
			311-Grant: 3237.20			3063.08			3040.49		
			311-PRC Arrears: 800.00								
312-Other than Salary: 50.00											

## Statistical Profile of Dravidian University, Kuppam

1	Establishment	Act Number		Year		Head Quarters							
		17/1997		1997		Kuppam							
2	Jurisdiction	No. of Districts		Name of the District									
		26		State of Andhra Pradesh									
3	Recognition		UGC Status 2(f) 12(B)	NAAC Grade	NIRF Ranking	Other Ranks							
		Universities	Yes	'B'	-	-							
		Colleges	-	-	-	-							
4	Infrastructure	Total Land in Acres		Total Buildings		Total Sq. Ft.							
		1100		65		483956.37							
5	Colleges	University Colleges		Affiliated Colleges		Total							
		-		-		-							
6	Faculties-Num	Arts		Science	Engineering	Others							
		4		2	-	-							
7	Departs-Num	Arts		Science	Engineering	Others							
		15		6	-	-							
8	Centers	No. of Research Centers		No. of Service Centers									
				Bank	Post office	Health	Library	Others					
		4		01	01	01	01	01					
9	Programs	Category	No. of UG			No. of PG							
			Courses		Combinations	Courses		Combinations					
		Arts		2	2	1	11						
		Science		1	3	2	11						
		Eng.		-	-	-	-						
		Others		5	5	5	5						
10	Research (Data of 2021-22)	No. of awards		No. of Research Papers Published			No. of Patents						
		Ph.D.'s	M.Phil.'s	National		International							
		42	Nil	48		120		1					
		Category		Completed			Under process with cost of the project						
		Minor		-			1 (3,00,00/-)						
Major		-			2 (36,47,832/-)								
11	Teaching staff on Rolls	Professor		Asso. Professor		Asst. Prof.		Total		Temporary Staff			
		27		9		22		58		41			
12	Non-Teaching on Rolls	Officers		Ministerial		Technical		Others		Total		Temporary Staff	
		7		18		9		10		44		263	
13	Pensioners	Category		Services Pensioners			Family Pensioners			Total			
		Teaching		10			2			12			
		Non-Teaching		2			-			2			
14	Students under Distance Mode	Category of course	UG			PG							
			Admitted-2021		Passed-2020	Admitted-2021		Passed-2020					
		Arts		-		Nil	-		Nil				
		Sciences		-		Nil	-		Nil				
		Others		-		Nil	-		Nil				
14(A)	Students under Distance Mode	Category of course	UG			PG							
			Admitted-2022		Passed-2021	Admitted-2022		Passed-2021					
		Arts		-		Nil	-		Nil				
		Sciences		-		Nil	-		Nil				
Others		-		Nil	-		Nil						

15	Colleges Offering	--- Nil ---								
16	UG Students in the University/Colleges	Under Graduate Programmes								
		Students admitted (1 <sup>st</sup> year 2021)			Students passed out (Final year 2020)					
		University/Govt.	Affiliated	Total	University/Govt.	Affiliated	Total			
	Arts	Dravidian University	-	27	Dravidian University	-	10			
	Commerce		-	206		-	106			
	Science		-	147		-	63			
	B.Ed.		-	12		-	1			
	B.P.Ed.		-	4		-	9			
	TPT		-	-		-	-			
Total				396				189		
16(A)	UG Students in the University/Colleges	Under Graduate Programmes								
		Students admitted (1 <sup>st</sup> year 2022)			Students passed out (Final year 2021)					
		University/Govt.	Affiliated	Total	University/Govt.	Affiliated	Total			
	Arts	Dravidian University	-	-	Dravidian University	-	1			
	Commerce		-	-		-	53			
	Science		-	-		-	86			
	B.Ed.		-	-		-	6			
	B.P.Ed.		-	-		-	4			
	TPT		-	-		-	-			
Total	150									
17	PG Students in the University / Colleges	Post Graduate Programmes								
		Students admitted (1 <sup>st</sup> year 2021)			Students passed out (Final year 2020)					
		University/Govt.	Affiliated	Total	University/Govt.	Affiliated	Total			
	M.A.	Dravidian University	-	27	Dravidian University	-	-			
	M.Sc.		-	115		-	77			
	M.Com.		-	0		-	9			
	M.B.A.		-	37		-	24			
	M.C.A.		-	50		-	43			
	M.C.L.		-	-		-	-			
	M.Ed.		-	0		-	05			
	M.Li.Sc.		-	0		-	-			
M.S.W.	-		0	-		-				
Total				229				158		
17(A)	PG Students in the University / Colleges	Post Graduate Programmes								
		Students admitted (1 <sup>st</sup> year 2021)			Students passed out (Final year 2021)					
		University/Govt.	Affiliated	Total	University/Govt.	Affiliated	Total			
	M.A.	Dravidian University	-	-	Dravidian University	-	-			
	M.Sc.		-	-		-	39			
	M.Com.		-	-		-	19			
	M.B.A.		-	-		-	27			
	M.C.A.		-	-		-	29			
	M.Ed.		-	-		-	1			
	M.Li.Sc.		-	-		-	-			
M.S.W.	-		-	-		-				
Total							115			
18	Hostels	Boys Number of			Girls Number of			Foreign Students Number of		
		Hostels	Rooms	Hostellers	Hostels	Rooms	Hostellers	Hostels	Rooms	Hostellers
		3	104	514	2	94	288	0	0	01
19	Govt. Budget In Lakhs	2020-21			2021-22			2022-23		
		3223			1815.23			1848.16		

## Statistical Profile of Rajiv Gandhi University of Knowledge Technologies,

1	Establishment	Act Number		Year		Head Quarters			
		18		2008		Idupulapaya, YSR Kadapa			
2	Jurisdiction	No. of Districts		Name of the District					
		4		YSR Kadapa, Krishna, Prakasam, Ongole					
3	Recognition			UGC Status 2 (f) 12(B)	NAAC Grade		NIRF Ranking		
		Universities		Yes	-		-		
		Colleges		4	-		-		
4	Infrastructure	Total Land in Acres		Total Buildings		Total Sq. Ft.			
		-		-		-			
5	Colleges	University Colleges		Affiliated Colleges		Total			
		4		-		4			
6	Faculties -Num	Arts		Science	Engineering		Others		
		50		250	400		100		
7	Departs. - Num	Arts		Science	Engineering		Others		
		5		5	7		4		
8	Centers	No. of Research Centers		No. of Service Centers					
				Bank	Post office	Health	Library	Others	
				3	4	4	4		
9	Programmes	Category	No. of UG			No. of PG			
			Programme		Combinations	Programme		Specializations	
		Arts		5	-	-		-	
		Science		5	-	-		-	
		Eng.		7	-	4		-	
Others		4	-	-		-			
10	Research (Data of 2020-21)	No. of awarded		No. of Research Papers Published			No. of Patents		
		Ph. D's	M. Phil's	National		International			
		-	-	-		-			
		Category		Completed		Under process with cost of the project			
		Minor		-		-			
Major		-		-					
11	Teaching Staff on Rolls	Professor	Asso. Prof.		Asst. Prof.		Total	Temporary Staff	
		0	2		50		52	625	
12	Non-Teaching on Rolls	Officers		Ministerial		Technical	Others	Total	Temporary Staff
		5		10		70	17	102	600 (outsourcing)
13	Pensioners	Category		Services Pensioners		Family Pensioners		Total	
		Teaching		Nil		Nil		Nil	
		Non-Teaching		Nil		Nil		Nil	
14	Students under Distance Mode	Category of Course	UG			PG			
			Admitted-2021		Passed-2020	Admitted-2021		Passed-2020	
		Arts		-		-	-		-
		Sciences		-		-	-		-
Others		-		-	-		-		

14 (A)	Students under Distance Mode	Category of Course	UG		PG				
			Admitted-2022	Passed-2021	Admitted-2022	Passed-2021			
		Arts	-	-	-	-			
		Sciences	-	-	-	-			
		Others	-	-	-	-			
15	Colleges offering	Govt./ University		Private aided		Private Un-aided		Total	
		No. of Colleges	No. of seats in all years of study	No. of Colleges	No. of seats in all years of study	No. of Colleges	No. of seats in all years of study	No. of Colleges	No. of seats in all years of study
	UG Courses	4	4000	0	0	0	0	0	0
	PG Courses	4	20	0	0	0	0	0	0
	Engineering Courses	-	-	-	-	-	-	-	-
	Pharmacy Courses	-	-	-	-	-	-	-	-
	Education Courses	-	-	-	-	-	-	-	-
	Law Courses	-	-	-	-	-	-	-	-
	Physical Edn. Courses	-	-	-	-	-	-	-	-
	MBA Courses	-	-	-	-	-	-	-	-
MCA Courses	-	-	-	-	-	-	-	-	
Others	-	-	-	-	-	-	-	-	
16	UG Students in the University / Colleges	Under Graduate Programmes							
		Students admitted (1 <sup>st</sup> year 2021)				Students passed out (Final year 2020)			
		University/ Govt.	Affiliated	Total	University/ Govt.	Affiliated	Total		
	Arts	-	-	-	-	-	-		
	Commerce	-	-	-	-	-	-		
	Science	-	-	-	-	-	-		
	Engineering	4400	-	4400	3900	3900			
	B.Ed.	-	-	-	-	-	-		
	LAW	-	-	-	-	-	-		
	B.P.Ed.	-	-	-	-	-	-		
B. Pharmacy	-	-	-	-	-	-			

16 (A)	UG Students in the University / Colleges	Under Graduate Programmes								
		Students admitted (1 <sup>st</sup> year 2022)			Students passed out (Final year 2021)					
		University/ Govt.	Affiliated	Total	University/ Govt.	Affiliated	Total			
	Arts	:	-	-	-	-	-	-		
	Commerce	:	-	-	-	-	-	-		
	Science	:	-	-	-	-	-	-		
	Engineering	:	4400	-	4400	3900	3900			
	B.Ed.	:	-	-	-	-	-	-		
	LAW	:	-	-	-	-	-	-		
B.P.Ed.	:	-	-	-	-	-	-			
B. Pharmacy	:	-	-	-	-	-	-			
17	PG Students in the University / Colleges	Post Graduate Programmes								
		Students admitted (1 <sup>st</sup> year 2021)			Students passed out (Final year 2020)					
		University/ Govt.	Affiliated	Total	University/ Govt.	Affiliated	Total			
	M.Sc	:	-	-	-	-	-	-		
	M.Com	:	-	-	-	-	-	-		
	M.Tech.	:	-	-	-	-	-	-		
	MBA	:	-	-	-	-	-	-		
	MCA : - ---									
	M.Ed	:	-	-	-	-	-	-		
	LLM	:	-	-	-	-	-	-		
M.P.Ed	:	-	-	-	-	-	-			
M.Pharmacy	:	-	-	-	-	-	-			
17 (A)	PG Students in the University / Colleges	Post Graduate Programmes								
		Students admitted (1 <sup>st</sup> year 2022)			Students passed out (Final year 2021)					
		University/ Govt.	Affiliated	Total	University/ Govt.	Affiliated	Total			
	M.Sc	:	-	-	-	-	-	-		
	M.Com	:	-	-	-	-	-	-		
	M.Tech.	:	-	-	-	-	-	-		
	MBA	:	-	-	-	-	-	-		
	MCA : - ---									
	M.Ed	:	-	-	-	-	-	-		
	LLM	:	-	-	-	-	-	-		
M.P.Ed	:	-	-	-	-	-	-			
M.Pharmacy	:	-	-	-	-	-	-			
18	Hostels	Boys Number of			Girls Number of			Foreign Students Number of		
		Hostels	Rooms	Hostellers	Hostels	Rooms	Hostellers	Hostels	Rooms	Hostellers
		10	2332	10492	15	2895	12659	-	-	-
19	Govt. Budget In lakhs	2020-2021			2021-2022			2022-2023		
		4727.00			8797.00			9111.00		

## Statistical Profile of Vikrama Simhapuri University, Nellore

1	Establishment	Act Number		Year		Head Quarters							
		29		2008		Nellore							
2	Jurisdiction	No. of Districts		Name of the District									
		02		SPSR Nellore & Tirupati									
3	Recognition			UGC Status 2 (f) 12(B)		NAAC Grade		NIRF Ranking					
		Universities		2 (f) & 12(B)		Under process		Under process					
		Colleges		14 (2f) & 10 (12B)		10		Under process					
4	Infrastructure	Total Land in Acres		Total Buildings			Total Sq. Ft.						
		83.31 Acres (VSU)		04 (VSU, NELLORE)			1,23,527 (VSU, Nellore)						
		78.09 Acres (VSUCK) Total = 161.40 Acares		05 (VSUC, KAVALI) Total Buildings : 09			43,651 (VSUC, Kavali) Total = 127892 Sq.ft						
5	Colleges	University Colleges		Affiliated Colleges			Total						
		02		98			100						
6	Faculties -Num	Arts		Science		Engineering		Others					
		02		03		NA		NA					
7	Departs.- Num	Arts		Science		Engineering		Others					
		09		11		NA		NA					
8	Centers	No. of Research Centers		No. of Service Centers									
				Bank		Post office		Health		Library		Others	
		0		SBI		01		02		02		NA	
9	Programmes	Category		No. of UG			No. of PG						
				Programme		Combinations	Programme		Specializations				
		Arts		01		21	04		10				
		Science		02		37	04		24				
		Eng.		NA		NA	NA		NA				
		Others		NA		NA	06		10				
10	Research (Data of 2021-22)	No. of awarded		No. of Research Papers Published				No. of Patents					
		Ph. D's	M. Phil's	National		International							
		17	NA	24		65				04			
		Category		Completed		Under process with cost of the project							
		Minor		NIL		NIL							
Major		NIL		NIL									
11	Teaching Staff on Rolls	Professor	Associate Professor		Assistant Professor		Total	Temporary Staff					
		07	10		22		39	55					
12	Non-Teaching on Rolls	Officers	Ministerial		Technical	Others	Total	Temporary Staff					
		02	07		04	38	51	139					
13	Pensioners	Category		Services Pensioners		Family Pensioners		Total					
		Teaching		03		02		05					
		Non-Teaching		07		01		08					
14	Students under Distance Mode	Category of Course		UG		PG							
				Admitted-2021	Passed-2020	Admitted-2021		Passed-2020					
		Arts		NA	NA	NA		NA					
		Sciences		NA	NA	NA		NA					
		Others		NA	NA	NA		NA					



14 (A)	Students under Distance Mode	Category of Course	UG		PG				
			Admitted-2022	Passed-2021	Admitted-2022	Passed-2021			
		Arts	NA	NA	NA	NA			
		Sciences	NA	NA	NA	NA			
	Others	NA	NA	NA	NA				
15	Colleges offering	Govt./ University		Private aided		Private Un-aided		Total	
		No. of Colleges	No. of seats in all years of study	No. of Colleges	No. of seats in all years of study	No. of Colleges	No. of seats in all years of study	No. of Colleges	No. of seats in all years of study
	UG Courses	: 09	8230	03	4010	57	75904	69	88144
	PG Courses	: 02	1820	NA	NA	18	4632	20	6452
	Engineering Courses	: NA	NA	NA	NA	NA	NA	NA	NA
	Pharmacy Courses	: NA	NA	NA	NA	NA	NA	NA	NA
	Education Courses	: 01	200	NA	NA	16	2600	17	2800
	Law Courses	: NA	NA	NA	NA	01	1500	1	1500
	Physical Edn. Courses	: NA	NA	NA	NA	01	200	01	200
	MBA Courses	: 02	590	NA	NA	11	3338	13	3928
MCA Courses	: 02	215	NA	NA	09	1926	11	2356	
Others	: NA	NA	NA	NA	NA	NA	NA	NA	
16	UG Students in the University / Colleges	Under Graduate Programmes							
		Students admitted (1 <sup>st</sup> year 2021)			Students passed out (Final year 2020)				
		University/ Govt.	Affiliated	Total	University/ Govt.	Affiliated	Total		
	Arts	: 144	578	722	NA	167	167		
	Commerce	: 1266	5068	6334	NA	2870	2870		
	Science	: 918	3676	4594	NA	2234	2234		
	Engineering	: NA	NA	NA	NA	NA	NA		
	B.Ed.	: NA	1035	1035	NA	0	0		
	LAW	: NA	413	413	NA	92	92		
B.P.Ed.	: NA	32	32	NA	44	44			
B. Pharmacy	: NA	NA	NA	NA	NA	NA			

16 (A)	UG Students in the University / Colleges :	Under Graduate Programmes										
		Students admitted (1 <sup>st</sup> year 2022-23) (Not Completed)						Students passed out (Final year 2021)				
		University/ Govt.	Affiliated		Total		University/ Govt.	Affiliated		Total		
	Arts	<b>UNDER PROCESS</b>						155	70		225	
	Commerce							513	2052		2565	
	Science							706	2826		3532	
	Engineering							NA	NA		NA	
	B.Ed.							NA	NA		NA	
	LAW							NA	NA		NA	
B.P.Ed.	NA							NA		NA		
B. Pharmacy	NA							NA		NA		
17	PG Students in the University / Colleges :	Post Graduate Programmes										
		Students admitted (1 <sup>st</sup> year 2021)						Students passed out (Final year 2020)				
		University/ Govt.	Affiliated		Total		University/ Govt.	Affiliated		Total		
	M.Sc	359	630		989		241	88		329		
	M.A.	55	105		160		-	-		-		
	M.Com	26	93		119		63	61		124		
	M.Tech.	NA	NA		NA		NA	NA		NA		
	MBA	65	1022		1087		41	304		345		
	MCA	75	764		839		22	110		132		
	M.Ed	17	00		17		10	00		10		
	LLM	NA	NA		NA		NA	NA		NA		
M.P.Ed	NA	40		40		00	01		01			
M.Pharmacy	NA	NA		NA		NA	NA		NA			
17 (A)	PG Students in the University / Colleges :	Post Graduate Programmes										
		Students admitted (1 <sup>st</sup> year 2022)						Students passed out (Final year 2021)				
		University/ Govt.	Affiliated		Total		University/ Govt.	Affiliated		Total		
	M.Sc	-	-		-		-	-		-		
	M.Com	-	-		-		-	-		-		
	M.Tech.	-	-		-		-	-		-		
	MBA	-	-		-		-	-		-		
	MCA	-	-		-		-	-		-		
	M.Ed	-	-		-		-	-		-		
	LLM	-	-		-		-	-		-		
M.P.Ed	-	-		-		-	-		-			
M.Pharmacy	-	-		-		-	-		-			
18	Hostels : 2021-23	Boys Number of			Girls Number of			Foreign Students Number of				
		Hostels	Rooms	Hostellers	Hostels	Rooms	Hostellers	Hostels	Rooms	Hostellers		
		03	88	312	02	48	275	NA	NA	NA		
19	Govt. Budget In lakhs	2020-2021			2021-2022			2022-2023				
		14,96,95,000			13,21,16,000			12,87,37,000				

## Statistical Profile of Jawaharlal Nehru Technological University, Kakinada

1	Establishment	Act Number		Year		Head Quarters				
		30		2008		KAKINADA				
2	Jurisdiction	No. of Districts		Name of the District						
		5		East Godavari, West Godavari, Krishna, Guntur, Prakasam Districts						
3	Recognition			UGC Status 2 (f) 12(B)		NAAC Grade		NIRF Ranking		
		Universities		12(B)		B+		129		
		Colleges		2(f), 12(b)		-		-		
4	Infrastructure	Total Land in Acres			Total Buildings			Total Sq. Ft.		
		111			52			1278597		
5	Colleges	University Colleges			Affiliated Colleges			Total		
		2			159			161		
6	Faculties -Num	Arts		Science		Engineering		Others		
		-		-		117		212		
7	Departs.- Num	Arts		Science		Engineering		Others		
		-		-		7		2		
8	Centers (JNTUK+V)	No. of Research Centers			No. of Service Centers					
					Bank	Post office	Health	Library	Others	
		102			1	1	1	1	-	
9	Programmes	Category		No. of UG			No. of PG			
				Programme		Combinations	Programme		Specializations	
		Arts		-		-	-		-	
		Science		-		-	-		-	
		Eng.		7		-	7		26	
Others		2		-	1		3			
10	Research (Data of 2021-22)	No. of awarded			No. of Research Papers Published			No. of Patents		
		Ph. D's	M. Phil's		National		International			
		194	-		30		582			16
		Category			Completed		Under process with cost of the project			
		Minor			-		-			
Major			-		-					
11	Teaching Staff on Rolls	Professor	Asso. Prof.		Asst. Prof.		Total		Temporary Staff	
		50	9		58		117		212	
12	Non-Teaching on Rolls	Officers	Ministerial		Technical	Others	Total	Temporary Staff		
		12	25		28	38	103	626		
13	Pensioners	Category		Services Pensioners		Family Pensioners		Total		
		Teaching		43		24		67		
		Non-Teaching		74		85		159		
14	Students under Distance Mode	Category of Course		UG			PG			
				Admitted-2021	Passed-2020		Admitted-2021	Passed-2020		
		Arts		-	-		-	-		
		Sciences		-	-		-	-		
Others		-	-		-	-				

14(A)	Students under Distance Mode	Category of Course	UG			PG			
			Admitted-2022	Passed-2021	Admitted-2022	Passed-2021			
		Arts	-	-	-	-			
		Sciences	-	-	-	-			
		Others	-	-	-	-			
15	Colleges offering	Govt./ University		Private aided		Private Un-aided		Total	
		No. of Colleges	No. of seats in all years of study	No. of Colleges	No. of seats in all years of study	No. of Colleges	No. of seats in all years of study	No. of Colleges	No. of seats in all years of study
	UG Courses	-	-	-	-	-	-	-	-
	PG Courses (M.Tech)	-	-	-	-	105	10092	105	10092
	Engineering Courses	2	2920	-	-	118	237300	120	240220
	Pharmacy Courses	1	160	-	-	30	12640	31	12800
	Education Courses	-	-	-	-	-	-	-	-
	Law Courses	-	-	-	-	-	-	-	-
	Physical Edn. Courses	-	-	-	-	-	-	-	-
	MBA Courses	1	120	-	-	11	4956	12	5076
	MCA Courses	-	-	-	-	-	-	-	-
Others(M.Pharm)	-	-	-	-	26	912	-	912	
16	UG Students in the University / Colleges	Under Graduate Programmes							
		Students admitted (1 <sup>st</sup> year 2021)				Students passed out (Final year 2020)			
		University/ Govt.	Affiliated	Total	University/ Govt.	Affiliated	Total		
	Arts	-	-	-	-	-	-		
	Commerce	-	-	-	-	-	-		
	Science	-	-	-	-	-	-		
	Engineering	317	37467	37784	625	26011	26636		
	B.Ed.	-	-	-	-	-	-		
	LAW	-	-	-	-	-	-		
	B.P.Ed.	-	-	-	-	-	-		
B. Pharmacy	36	3151	3187	29	1676	1705			
16(A)	UG Students in the University / Colleges	Under Graduate Programmes							
		Students admitted (1 <sup>st</sup> year 2022)				Students passed out (Final year 2021)			
		University/ Govt.	Affiliated	Total	University/ Govt.	Affiliated	Total		
	Arts	-	-	-	-	-	-		
	Commerce	-	-	-	-	-	-		
	Science	-	-	-	-	-	-		
	Engineering	-	-	-	329	27394	27723		
	B.Ed.	-	-	-	-	-	-		
	LAW	-	-	-	-	-	-		
	B.P.Ed.	-	-	-	-	-	-		
B. Pharmacy	-	-	-	21	1670	1691			
17	PG Students in the University / Colleges	Post Graduate Programmes							
		Students admitted (1 <sup>st</sup> year 2021)				Students passed out (Final year 2020)			
		University/ Govt.	Affiliated	Total	University/ Govt.	Affiliated	Total		

	M.Sc	:	-	-	-	-	-	-	-		
	M.Com	:	-	-	-	-	-	-	-		
	M.Tech.	:	101	1162	1263	63	1230	1293			
	MBA	:	50	4597	4647	47	2512	2559			
	MCA	:	-	1003	1003	31	711	742			
	M.Ed	:	-	-	-	-	-	-			
	LLM	:	-	-	-	-	-	-			
	M.P.Ed	:	-	-	-	-	-	-			
	M.Pharmacy	:	36	487	523	10	55	65			
17(A)	PG Students in the University / Colleges	:	Post Graduate Programmes								
		:	Students admitted (1 <sup>st</sup> year 2022)				Students passed out (Final year 2021)				
		:	University/ Govt.	Affiliated	Total	University/ Govt.	Affiliated	Total			
		M.Sc	:	-	-	-	-	-	-		
		M.Com	:	-	-	-	-	-	-		
		M.Tech.	:	-	-	-	17	407	424		
		MBA	:	-	-	-	31	950	981		
		MCA	:	-	-	-	-	217	217		
		M.Ed	:	-	-	-	-	-	-		
		LLM	:	-	-	-	-	-	-		
	M.P.Ed	:	-	-	-	-	-	-			
	M.Pharmacy	:	-	-	-	-	125	125			
18	Hostels	:	Boys Number of			Girls Number of			Foreign Students Number of		
		:	Hostels	Rooms	Hostellers	Hostels	Rooms	Hostellers	Hostels	Rooms	Hostellers
		:	4	285	797	3	305	793	-	-	-
19	Govt. Budget In lakhs	:	2020-2021			2021-2022			2022-2023		
		:	4196.00			3459.49			5000.00		

## Statistical Profile of Dr. B.R. Ambedkar University, Srikakulam

1	Establishment :	Act Number	Year			Head Quarters			
		G.O.Ms.NO. 89, Dt. 25.06.2008, A.P. University Act, 1991	2008			Etcherla			
2	Jurisdiction :	No. of Districts		Name of the District					
		1		Srikakulam					
3	Recognition :			UGC Status 2 (f) 12(B)	NAAC Grade	NIRF Ranking			
		Universities		Yes	"B" Grade	-			
		Colleges		126	-	-			
4	Infrastructure :	Total Land in Acres		Total Buildings		Total Sq. Ft.			
		160.89		22		222271 Sq. ft.			
5	Colleges :	University Colleges		Affiliated Colleges		Total			
		3		126		129			
6	Faculties -Num :	Arts	Science	Engineering		Others			
		50	19	13		-			
7	Departs. - Num :	Arts	Science	Engineering		Others			
		11	5	6		-			
8	Centers :	No. of Research Centers		No. of Service Centers					
				Bank	Post office	Health	Library	Others	
		-		1	-	1	4	-	
9	Programmes :	Category	No. of UG			No. of PG			
			Programme		Combinations	Programme	Specializations		
		Arts	B.A, B.Com.		HEP, Computers	M.A, M.Com.,		-	
		Science	B.Sc.,		MPC, BZC.,	Biotechnology Chemistry		Micro Biology Organic chemistry Analytical Chemistry	
		Eng.	CSE, Mechanical, EEE, Civil		-	-		-	
		Others	-		-	ECCE (Early Childhood Cares)		-	
10	Research (Data of 2021-22)	No. of awarded		No. of Research Papers Published			No. of Patents		
		Ph. D's	M. Phil's	National		International			
		8	1	176		17+21	03+02		
		Category		Completed		Under process with cost of the project			
		Minor UBA		-		-			
Major		-		-					
11	Teaching Staff on Rolls :	Professor	Asso. Prof.		Asst. Prof.		Total	Temporary Staff	
		2	0		5		7	74	
12	Non-Teaching on Rolls :	Officers	Ministerial		Technical	Others	Total	Temporary Staff	
		2	0		0	0	2	156	
13	Pensioners :	Category		Services Pensioners		Family Pensioners		Total	
		Teaching		3		1		4	
		Non-Teaching		10		4		14	

14	Students under Distance Mode	:	Category of Course	UG		PG				
				Admitted-2021	Passed-2020	Admitted-2021	Passed-2020			
			Arts	-	-	-	-			
			Sciences	-	-	-	-			
			Others	-	-	-	-			
14(A)	Students under Distance Mode	:	Category of Course	UG		PG				
				Admitted-2022	Passed-2021	Admitted-2022	Passed-2021			
			Arts	-	-	-	-			
			Sciences	-	-	-	-			
			Others	-	-	-	-			
15	Colleges offering	:	Govt./ University		Private aided		Private Un-aided		Total	
			No. of Colleges	No. of seats in all years of study	No. of Colleges	No. of seats in all years of study	No. of Colleges	No. of seats in all years of study	No. of Colleges	No. of seats in all years of study
	UG Courses	15	4660	1	120	84	25940	100	30720	
	PG Courses	2	210	-	-	4	192	6	402	
	Engineering Courses	5	866	-	-	-	-	-	-	
	Pharmacy Courses	-	-	-	-	-	-	-	-	
	Education Courses	-	-	-	-	14	1100	14	1100	
	Law Courses	-	-	-	-	1	160	1	160	
	Physical Edn. Courses	-	-	-	-	4	350	4	350	
	MBA Courses	-	-	-	-	1	60	1	60	
MCA Courses	-	-	-	-	-	-	-	-		
Others	-	-	-	-	-	-	-	-		
16	UG Students in the University / Colleges	:	Under Graduate Programmes							
			Students admitted (1 <sup>st</sup> year 2021)			Students passed out (Final year 2020)				
			University/ Govt.	Affiliated	Total	University/ Govt.	Affiliated	Total		
	Arts	-	2125	2125	-	413	413			
	Commerce	-	2562	2562	-	894	894			
	Science	-	9917	9917	-	3664	3664			
	Engineering	124	-	124	-	-	-			
	B.Ed.	24	1141	-	22	903	-			
	LAW	56	107	-	29	44	73			
B.P.Ed.	132	-	-	-	118	118				
B. Pharmacy	-	-	-	-	-	-				

	UG Students in the University / Colleges	Under Graduate Programmes								
		Students admitted (1 <sup>st</sup> year 2022)			Students passed out (Final year 2021)					
		University/ Govt.	Affiliated	Total	University/ Govt.	Affiliated	Total			
16(A)	Arts	-	-	-	-	545	545			
	Commerce	-	-	-	-	932	932			
	Science	-	-	-	-	5296	5296			
	Engineering	-	-	-	-	-	-			
	B.Ed.	-	-	-	-	971	991			
	LAW	-	-	-	20	74	121			
	B.P.Ed.	-	-	-	47	120	120			
	B. Pharmacy	-	-	-	-	-	-			
17	PG Students in the University / Colleges	Post Graduate Programmes								
		Students admitted (1 <sup>st</sup> year 2021)			Students passed out (Final year 2020)					
		University/ Govt.	Affiliated	Total	University/ Govt.	Affiliated	Total			
	M.Sc	151	194	345	113	122	235			
	M.Com	23	-	23	31	12	43			
	M.Tech.	-	-	-	-	-	-			
	MBA	29	22	51	24	1	25			
	MCA	50	-	50	11	-	11			
	M.Ed	07	30	37	12	17	29			
	LLM	43	-	43	11	-	11			
M.P.Ed	-	-	-	-	-	-				
M.Pharmacy	-	-	-	-	-	-				
17(A)	PG Students in the University / Colleges	Post Graduate Programmes								
		Students admitted (1 <sup>st</sup> year 2022)			Students passed out (Final year 2021)					
		University/ Govt.	Affiliated	Total	University/ Govt.	Affiliated	Total			
	M.Sc	-	-	-	144	164	308			
	M.Com	-	-	-	35	8	43			
	M.Tech.	-	-	-	-	-	-			
	MBA	-	-	-	23	19	42			
	MCA	-	-	-	14	-	-			
	M.Ed	-	-	-	24	10	34			
	LLM	-	-	-	9	-	09			
M.P.Ed	-	-	-	-	-	-				
M.Pharmacy	-	-	-	-	-	-				
18	Hostels	Boys Number of			Girls Number of			Foreign Students Number of		
		Hostels	Rooms	Hostellers	Hostels	Rooms	Hostellers	Hostels	Rooms	Hostellers
		2	95	515	2	82	380	-	-	-
19	Govt. Budget In lakhs	2020-2021			2021-2022			2022-2023		
		1122.28			600.70			700.57		



## Statistical Profile of Krishna University, Machilipatnam

1	Establishment	Act Number		Year		Head Quarters							
		4 of 1991. G.O Ms No 89 (H.E., UE-II, Dt:25/06/2008)		24 <sup>th</sup> September, 2008		Machilipatnam							
2	Jurisdiction	No. of Districts		Name of the District									
		1		Krishna									
3	Recognition			UGC Status 2 (f) 12(B)		NAAC Grade		NIRF Ranking					
		Universities		2 (f) 12(B)									
		Colleges		12 (B)-24		22		2					
4	Infrastructure	Total Land in Acres		Total Buildings			Total Sq. Ft.						
		102.86 Acres		2			242000						
5	Colleges	University Colleges		Affiliated Colleges			Total						
		4		117			121						
6	Faculties -Num	Arts		Science		Engineering		Others					
		4		4		1							
7	Departs. - Num	Arts		Science		Engineering		Others					
		4		5		2							
8	Centers	No. of Research Centers		No. of Service Centers									
				Bank		Post office		Health		Library		Others	
		5		-		1		-		7		-	
9	Programmes	Category		No. of UG			No. of PG						
				Programme		Combinations	Programme		Specializations				
		Arts		B.A/B.Com		44		M.A/M.Com		12			
		Science		B.Sc (Life Sciences)		48		M.Sc		17			
		Eng.		B.Tech		2		M.Tech		1			
		Pharmacy (UC)		B.Pharmacy		1		M.Pharmacy		3			
		Others		Vocational		12		MHRM		1			
		Professional		BBA/BBM		8		Pharma D		2			
				BHM		2		MBA		4			
				BCA		2		MCA		1			
				BMS		2		M.Ed		1			
				LLB		1							
B.A. LLB				1									
B.P.Ed				1									
D.P.Ed				1									
B.Ed		8											
10	Research (Data of 2021-22)	No. of awarded		No. of Research Papers Published				No. of Patents					
		Ph. D's	M. Phil's	National		International							
		27	1	19		1		3					
		Category		Completed		Under process with cost of the project							
		Minor											
Major													
11	Teaching Staff on Rolls	Professor		Asso. Prof.		Asst. Prof.		Total		Temporary Staff			
		8		1		15		24		62			
12	Non-Teaching on Rolls	Officers		Ministerial		Technical		Others		Total		Temporary Staff	
		0		3		0		20		23		74	

13	Pensioners	Category	Services Pensioners		Family Pensioners		Total		
		Teaching	0		0		0		
		Non-Teaching	1		0		1		
14	Students under Distance Mode	Category of Course	UG			PG			
			Admitted-2021	Passed-2020		Admitted-2021	Passed-2020		
		Arts	--	--		--	--		
		Sciences	--	--		--	--		
		Others	--	--		--	--		
14(A)	Students under Distance Mode	Category of Course	UG			PG			
			Admitted-2022	Passed-2021		Admitted-2022	Passed-2021		
		Arts	--	--		--	--		
		Sciences	--	--		--	--		
		Others	--	--		--	--		
15	Colleges offering	Govt./ University		Private aided		Private Un-aided		Total	
		No. of Colleges	No. of seats in all years of study	No. of Colleges	No. of seats in all years of study	No. of Colleges	No. of seats in all years of study	No. of Colleges	No. of seats in all years of study
	UG Courses	: 9	4100	22	14198	77	19297	108	37595
	PG Courses	: 6	1246	13	1487	14	1140	33	3873
	Engineering Courses	: 1	180	0	0	0	0	1	180
	Pharmacy Courses	: 1	115	0	0	2	324	3	439
	Education Courses	: 0	0	0	0	16	1500	16	1500
	Law Courses	: 0	0	0	0	2	320	2	320
	Physical Edn. Courses	: 0	0	0	0	1	200	1	200
	MBA Courses	: 2	120	5	480	2	120	9	720
	MCA Courses	: 1	60	1	300	1	120	3	480
Special Education	: 0	0	0	0	1	60	1	60	
16	UG Students in the University / Colleges	Under Graduate Programmes							
		Students admitted (1 <sup>st</sup> year 2021)				Students passed out (Final year 2020)			
		University/ Govt.	Affiliated	Total		University/ Govt.	Affiliated	Total	
	Arts	: 228	618	846		77	200	277	
	Commerce	: 406	4804	5210		87	2115	2202	
	Science	: 416	4930	5346		153	2959	3112	
	Engineering	: 164	Nil	164		41	Nil	41	
	B.Ed.	: Nil	1471	1471		Nil	1430	1430	
	LAW	: Nil	351	351		Nil	165	165	
	B.P.Ed.	: Nil	62	62		Nil	121	121	
B. Pharmacy	: 56	176	232		Nil	94	94		

16(A)	UG Students in the University / Colleges	Under Graduate Programmes								
		Students admitted (1 <sup>st</sup> year 2022)			Students passed out (Final year 2021)					
		University/ Govt.	Affiliated	Total	University/ Govt.	Affiliated	Total			
	Arts	Admissions not yet finalized	Admissions not yet finalized	-	96	309	405			
	Commerce				125	2360	2485			
	Science				145	3208	3353			
	Engineering				92	Nil	92			
	B.Ed.				Nil	1380	1380			
	LAW				Nil	187	187			
B.P.Ed.	Nil				142	142				
B. Pharmacy	Nil				116	116				
17	PG Students in the University / Colleges	Post Graduate Programmes								
		Students admitted (1 <sup>st</sup> year 2021)			Students passed out (Final year 2020)					
		University/ Govt.	Affiliated	Total	University/ Govt.	Affiliated	Total			
	M.Sc	280	457	737	214	363	577			
	M.Com	29	63	92	102	106	208			
	M.Tech.	Nil	Nil	Nil	Nil	Nil	Nil			
	MBA	89	129	218	52	134	186			
	MCA	56	52	108	33	Nil	33			
	M.Ed	Nil	126	126	Nil	79	79			
	LLM	Nil	Nil	Nil	Nil	Nil	Nil			
M.P.Ed	Nil	Nil	Nil	Nil	Nil	Nil				
M.Pharmacy	15	31	46	Nil	53	53				
17(A)	PG Students in the University / Colleges	Post Graduate Programmes								
		Students admitted (1 <sup>st</sup> year 2022)			Students passed out (Final year 2021)					
		University/ Govt.	Affiliated	Total	University/ Govt.	Affiliated	Total			
	M.Sc	Nil	Nil	Nil	147	88	235			
	M.Com	Nil	Nil	Nil	69	28	97			
	M.Tech.	Nil	Nil	Nil	Nil	Nil	Nil			
	MBA	Nil	Nil	Nil	88	77	165			
	MCA	Nil	Nil	Nil	42	Nil	42			
	M.Ed	Nil	Nil	Nil	Nil	37	37			
	LLM	Nil	Nil	Nil	Nil	Nil	Nil			
M.P.Ed	Nil	Nil	Nil	Nil	Nil	Nil				
M.Pharmacy	Nil	22	18	Nil	29	29				
18	Hostels	Boys Number of			Girls Number of			Foreign Students Number of		
		Hostels	Rooms	Hostellers	Hostels	Rooms	Hostellers	Hostels	Rooms	Hostellers
		2	48	97	2	15	71	-	-	-
19	Govt. Budget	2020-2021			2021-2022			2022-2023		
	In lakhs	668			776.91			750		

## Statistical Profile of Andhra Kesari University, Ongole

1	Establishment	Act Number		Year		Head Quarters			
		21 of 2021		2021		Ongole			
2	Jurisdiction	No. of Districts		Name of the District					
3	Recognition			UGC Status 2(f) 12(B)	NAAC Grade		NIRF Ranking		
		Universities		2(f)		-		-	
		Colleges		-		-		-	
4	Infrastructure	Total Land in Acres		Total Buildings		Total Sq. Ft.			
		112.96		4		26,000			
5	Colleges	University Colleges		Affiliated Colleges		Total			
		1		-		1			
6	Faculties-Num	Arts		Science	Engineering		Others		
		8		2	-		-		
7	Departs-Num	Arts		Science	Engineering		Others		
		6		2	-		-		
8	Centers	No. of Research Centers		No. of Service Centers					
				Bank	Post office	Health	Library	Others	
		-		-	-	-	01	-	
9	Programmes	Category	No. of UG			No. of PG			
			Programmes		Combinations	Programmes		Combinations	
		Arts		1		-	7		-
		Science		-		-	2		-
		Eng.		-		-	-		-
Others		-		-	-		-		
10	Research (Data of 2021-22)	No. of awards		No. of Research Papers Published			No. of Patents		
		Ph.D.'s	M.Phil.'s	National		International			
		21	-	70		4	-		
		Category		Completed			Under process with cost of the project		
		Minor		-			-		
Major		-			-				
11	Teaching staff on Rolls	Professor		Asso. Professor		Asst. Prof.		Total	Temporary Staff
		1		8		1		10	18
12	Non-Teaching on Rolls	Officers		Ministerial		Technical	Others	Total	Temporary Staff
		-		-		-	-	-	23
13	Pensioners	Category		Services Pensioners		Family Pensioners		Total	
		Teaching		-		-		-	
		Non-Teaching		-		-		-	
14	Students under Distance Mode	Category of course	UG			PG			
			Admitted-2021		Passed-2020	Admitted-2021		Passed-2020	
		Arts		-		-	-		-
		Sciences		-		-	-		-
Others		-		-	-		-		
14(A)	Students under Distance Mode	Category of course	UG			PG			
			Admitted-2022		Passed-2021	Admitted-2022		Passed-2021	
		Arts		-		-	-		-
		Sciences		-		-	-		-
Others		-		-	-		-		

	Colleges Offering	Govt./University		Private aided		Privated Un-aided		Total	
		No. of Colleges	No. of seats in all years of study	No. of Colleges	No. of seats in all years of study	No. of Colleges	No. of seats in all years of study	No. of Colleges	No. of seats in all years of study
15	UG Courses	-	950	-	-	-	-	-	950
	PG Courses	1	-	-	-	-	-	-	-
	Engineering Courses	-	-	-	-	-	-	-	-
	Pharmacy Courses	-	-	-	-	-	-	-	-
	Education Courses	-	-	-	-	-	-	-	-
	Law Courses	-	-	-	-	-	-	-	-
	Physical Edn. Courses	-	-	-	-	-	-	-	-
	MBA Courses	-	-	-	-	-	-	-	-
	MCA Courses	-	-	-	-	-	-	-	-
Others	-	-	-	-	-	-	-	-	
16	UG Students in the University/Colleges	Under Graduate Programmes							
		Students admitted (1 <sup>st</sup> year 2021)			Students passed out (Final year 2020)				
		University/Govt.	Affiliated	Total	University/Govt.	Affiliated	Total		
	Arts	-	-	-	-	-	-	-	
	Commerce	-	-	-	-	-	-	-	
	Science	-	-	-	-	-	-	-	
	Engineering	-	-	-	-	-	-	-	
	B.Ed.	-	-	-	-	-	-	-	
	LAW	-	-	-	-	-	-	-	
B.P.Ed.	4	-	4	10	-	-	10		
B. Pharmacy	-	-	-	-	-	-	-		
16(A)	UG Students in the University/Colleges	Under Graduate Programmes							
		Students admitted (1 <sup>st</sup> year 2022)			Students passed out (Final year 2021)				
		University/Govt.	Affiliated	Total	University/Govt.	Affiliated	Total		
	Arts	-	-	-	-	-	-	-	
	Commerce	-	-	-	-	-	-	-	
	Science	-	-	-	-	-	-	-	
	Engineering	-	-	-	-	-	-	-	
	B.Ed.	-	-	-	-	-	-	-	
	LAW	-	-	-	-	-	-	-	
B.P.Ed.	9	-	9	4	-	-	4		
B.Pharmacy	-	-	-	-	-	-	-		
17	PG Students in the University / Colleges	Post Graduate Programmes							
		Students admitted (1 <sup>st</sup> year 2021)			Students passed out (Final year 2020)				
		University/Govt.	Affiliated	Total	University/Govt.	Affiliated	Total		
	M.Sc.	18	-	18	64	-	64		
	M.Com.	19	-	19	40	-	40		
	M.Tech	-	-	-	-	-	-		
	MBA	40	-	40	62	-	62		
	MCA	-	-	-	-	-	-		
	M.Ed.	2	-	2	9	-	9		
LLM	-	-	-	-	-	-			
M.P.Ed	23	-	23	40	-	40			
M.Pharmacy	-	-	-	-	-	-			
17(A)	PG Students in the University / Colleges	Post Graduate Programmes							
		Students admitted (1 <sup>st</sup> year 2022)			Students passed out (Final year 2021)				
		University/Govt.	Affiliated	Total	University/Govt.	Affiliated	Total		
	M.Sc.	11	-	11	18	-	18		
	M.Com.	6	-	6	19	-	19		
	M.Tech	-	-	-	-	-	-		
	MBA	41	-	41	40	-	40		
	MCA	-	-	-	-	-	-		
	M.Ed.	0	-	0	2	-	2		
LLM	-	-	-	-	-	-			
M.P.Ed	22	-	22	23	-	23			
M.Pharmacy	-	-	-	-	-	-			

18	Hostels	Boys Number of			Girls Number of			Foreign Students Number of		
		Hostels	Rooms	Hostellers	Hostels	Rooms	Hostellers	Hostels	Rooms	Hostellers
		-	-	-	-	-	-	-	-	-
19	Govt. Budget In Lakhs	2020-21			2021-22			2022-23		
		-			-			-		

## Statistical Profile of JNTUGV Vizianagaram University

1	Establishment :	Act Number		Year		Head Quarters	
		22 of 2021		2021		Vizianagaram	
2	Jurisdiction :	No. of Districts		Name of the District			
		06		Vizianagaram			
3	Recognition :	UGC Status 2 (f) 12(B)		NAAC Grade		NIRF Ranking	
		Universities		01		-	
		Colleges		16		20	
4	Infrastructure :	Total Land in Acres		Total Buildings		Total Sq. Ft.	
		80		18		647145.24	
5	Colleges :	University Colleges		Affiliated Colleges		Total	
		01		34 (26+06+02)		35	
6	Faculties -Num :	Arts		Science		Engineering	
				05 (04+01)		14	
7	Departs.- Num :	Arts		Science		Engineering	
				01		09	
8	Centers :	No. of Research Centers		No. of Service Centers			
				Bank		Post office	
		12		Yes		Yes	
9	Programmes :	Category		No. of UG		No. of PG	
				Programme		Specializations	
		Arts		-		-	
		Science		-		-	
		Eng.		17		09	
10	Research (Data of 2021-22) :	No. of awarded		No. of Research PapersPublished		No. of Patents	
		Ph. D's		M. Phil's		National	
		-		-		-	
		-		-		-	
		-		-		-	
11	Teaching Staff on Rolls :	Category		Completed		Under process with cost of the project	
		Minor		-		-	
		Major		-		-	
11	Teaching Staff on Rolls :	Professor		Asso. Prof.		Asst. Prof.	
		12		02		27	
12	Non-Teaching on Rolls :	Officers		Ministerial		Technical	
		03		02		-	
13	Pensioners :	Category		Services Pensioners		Family Pensioners	
		Teaching		-		-	
		Non-Teaching		-		02	

14	Students under Distance Mode	:	Category of Course	UG		PG				
				Admitted-2021	Passed-2020	Admitted-2021	Passed-2020			
			Arts	-	-	-	-			
			Sciences	-	-	-	-			
			Others	-	-	-	-			
14(A)	Students under Distance Mode	:	Category of Course	UG		PG				
				Admitted-2022	Passed-2021	Admitted-2022	Passed-2021			
			Arts	-	-	-	-			
			Sciences	-	-	-	-			
			Others	-	-	-	-			
15	Colleges offering	:	Govt/ University		Private aided		Private Un-aided		Total	
			No. of Colleges	No. of seats in all years of study	No. of Colleges	No. of seats in all years of study	No. of Colleges	No. of seats in all years of study	No. of Colleges	No. of seats in all years of study
	UG Courses	-	-	-	-	-	-	-	-	
	PG Courses	-	-	-	-	-	-	-	-	
	Engineering Courses	01	1440	-	-	26	61020	27	62460	
	Pharmacy Courses	-	-	-	-	06	2680	06	2680	
	Education Courses	-	-	-	-	-	-	-	-	
	Law Courses	-	-	-	-	-	-	-	-	
	Physical Edn. Courses	-	-	-	-	-	-	-	-	
	MBA Courses	-	-	-	-	22	4920	22	4920	
	MCA Courses	01	30	-	-	02	240	03	270	
Others	-	-	-	-	-	-	-	-		
16	UG Students in the University / Colleges	:	Under Graduate Programmes							
			Students admitted (1 <sup>st</sup> year 2021)				Students passed out (Final year 2020)			
			University/ Govt.	Affiliated	Total	University/ Govt.	Affiliated	Total		
	Arts	-	-	-	-	-	-			
	Commerce	-	-	-	-	-	-			
	Science	-	-	-	-	-	-			
	Engineering	385	With JNTUK	385	361	With JNTUK	361			
	B.Ed.	-	-	-	-	-	-			
	LAW	-	-	-	-	-	-			
	B.P.Ed.	-	-	-	-	-	-			
B. Pharmacy	-	-	-	-	-	-				

16 (A)	UG Students in the University / Colleges	Under Graduate Programmes								
		Students admitted (1 <sup>st</sup> year 2022)			Students passed out (Final year 2021)					
		University/ Govt.	Affiliated	Total	University/ Govt.	Affiliated	Total			
	Arts	-	-	-	-	-	-			
	Commerce	-	-	-	-	-	-			
	Science	-	-	-	-	-	-			
	Engineering	354	4491	4845	306	With JNTUK	306			
	B.Ed.	-	-	-	-	-	-			
	LAW	-	-	-	-	-	-			
	B.P.Ed.	-	-	-	-	-	-			
	B. Pharmacy	-	-	-	-	-	-			
17	PG Students in the University / Colleges	Post Graduate Programmes								
		Students admitted (1 <sup>st</sup> year 2021)			Students passed out (Final year 2020)					
		University/ Govt.	Affiliated	Total	University/ Govt.	Affiliated	Total			
	M.Sc	-	-	-	-	-	-			
	M.Com	-	-	-	-	-	-			
	M.Tech.	29	The details with JNTUK	29	60	With JNTUK	60			
	MBA	-	The details with JNTUK	-	-	-	-			
	MCA	32	The details with JNTUK	32	22	With JNTUK	22			
	M.Ed	-	-	-	-	-	-			
	LLM	-	-	-	-	-	-			
	M.P.Ed	-	-	-	-	-	-			
	M.Pharmacy	-	-	-	-	-	-			
17 (A)	PG Students in the University / Colleges	Post Graduate Programmes								
		Students admitted (1 <sup>st</sup> year 2022)			Students passed out (Final year 2021)					
		University/ Govt.	Affiliated	Total	University/ Govt.	Affiliated	Total			
	M.Sc	-	-	-	-	-	-			
	M.Com	-	-	-	-	-	-			
	M.Tech.	07	Admissions are going on	-	Project going on	The details with JNTUK	-			
	MBA	-	Admissions are going on	-	-	-	-			
	MCA	30	Admissions are going on	-	-	-	-			
	M.Ed	-	-	-	-	-	-			
	LLM	-	-	-	-	-	-			
	M.P.Ed	-	-	-	-	-	-			
	M.Pharmacy	-	-	-	-	-	-			
18	Hostels	Boys Number of			Girls Number of			Foreign Students Number of		
		Hostels	Rooms	Hostellers	Hostels	Rooms	Hostellers	Hostels	Rooms	Hostellers
		02	205	879	02	209	664	-	-	-
19	Govt. Budget In lakhs	2020-2021			2021-2022			2022-2023		
		-			-			-		



## STATISTICAL PROFILE OF AP – AT A GLANCE

S.No	District	Number of Universities/Colleges – District wise											
		State Universities/ State PPP Mode Univ.	Central Institutions/ Univ.	Deemed Universities	Private Universities	UG	Engg.	MBA	MCA	Pharmacy	Phy. Education	Law	B.Ed
1	Anantapuramu	3	1	1	1	94	14	21	5	4	1	2	13
2	Chittoor	6	4	0	4	143	27	42	22	11	7	8	25
3	East Godavari	4	0	0	0	142	27	29	11	15	3	4	30
4	Guntur	2	1	2	4	119	44	33	16	24	7	2	47
5	YSR Kadapa	3	0	0	0	85	20	22	7	6	5	2	27
6	Kurnool	3	1	0	0	108	12	18	4	8	3	1	36
7	Krishna	2	1	0	0	116	30	38	12	12	2	2	17
8	Nellore	1	0	0	0	76	16	21	13	10	1	1	15
9	Prakasam	1	0	0	0	94	13	17	5	10	7	2	105
10	Srikakulam	1	0	0	0	106	5	6	2	2	4	2	13
11	Visakhapatnam	2	3	1	1	121	24	25	9	8	2	6	27
12	Vizianagaram	1	1	0	0	83	10	8	3	6	5	1	31
13	West Godavari	2	1	0	0	104	15	25	8	10	4	1	13
<b>Total</b>		<b>31</b>	<b>13</b>	<b>4</b>	<b>10</b>	<b>1391</b>	<b>257</b>	<b>305</b>	<b>117</b>	<b>126</b>	<b>51</b>	<b>34</b>	<b>399</b>

\*Two Universities PSTU andBRAOU – Location of University is to be decided

**Statement showing the status of posts**

**No. of Teaching Posts**

S. No.	University	Sanctioned				Filled				Vacant						
		Prof	Assoc Prof	Assist Prof	Others	Total	Prof	Assoc Prof	Assist Prof	Others	Total	Prof	Assoc Prof	Assist Prof	Others	Total
1	SKU	45	74	146	0	265	28	6	18	0	52	17	68	128	0	213
2	JNTUK	30	50	118	0	198	11	17	49	0	77	19	33	69	0	121
3	AU	150	275	511	0	936	126	62	16	0	204	124	217	391	0	732
4	AKNU	8	17	54	1	80	6	6	13	1	26	2	11	41	0	54
5	YVU	33	61	120	1	215	6	10	83	0	99	27	51	37	1	116
6	YSR	17	38	83	0	138	0	0	0	0	0	17	38	83	0	138
7	VSU	17	34	70	0	121	1	6	32	0	39	16	28	38	0	82
8	URDU	5	10	20	0	35	0	0	0	0	0	5	10	20	0	35
9	SVU	96	162	314	0	572	94	40	34	0	168	87	126	191	0	404
10	SPMUV	19	38	80	0	137	6	14	62	0	82	13	24	18	0	55
11	RU	7	14	40	2	63	3	0	0	2	5	4	14	40	0	58
12	RGUKT	60	122	228	302	712	0	2	50	0	52	60	120	178	302	660
13	JNTUA	46	71	169	2	288	17	18	56	1	92	29	53	113	1	196
14	DU	15	27	59	0	101	4	13	41	0	58	11	14	18	0	43
15	BRAU	5	10	33	0	48	0	0	0	0	0	5	10	33	0	48
16	KRU	10	15	62	0	87	7	2	14	0	23	2	13	22	0	37
17	ANU	35	62	117	20	234	7	3	65	2	77	28	59	52	18	157
18	CLUSTER	0	0	0	0	0	0	0	0	0	0	0	0	0	0	0
<b>TOTAL</b>		<b>598</b>	<b>1080</b>	<b>2224</b>	<b>328</b>	<b>4230</b>	<b>316</b>	<b>199</b>	<b>533</b>	<b>6</b>	<b>1054</b>	<b>466</b>	<b>889</b>	<b>1472</b>	<b>322</b>	<b>3149</b>

## Statement showing the status of posts

S.No.		No. of Non-Teaching Posts										Total	
		Sanctioned					Filled						
		Deputy Registrars and above cadre (includes technical category)	Assistant Registrars and related cadres (includes technical category)	Superintendent and below upto Record Assistant/ Driver Cadre (includes technical category)	Office Subordinate and below cadre	others	Total	Deputy Registrars and above cadre (includes technical category)	Assistant Registrars and related cadres (includes technical category)	Superintendent and below upto Record Assistant/ Driver Cadre (includes technical category)	Office Subordinate and below cadre		others
1	SKU	18	21	264	243	0	546	8	13	164	78	0	263
2	JNTUK	5	7	138	101	0	251	4	6	58	28	0	96
3	AU	14	75	1467	1695	0	3251	13	54	643	471	0	1127
4	AKNU	5	4	9	0	0	18	3	2	2	0	0	7
5	YVU	8	11	119	76	10	224	0	8	101	47	8	164
6	YSR	5	8	39	34	0	86	0	0	0	0	0	0
7	VSU	3	5	51	38	0	97	1	2	36	12	0	51
8	URDU	1	2	1	0	0	4	1	0	0	0	0	1
9	SVU	14	60	779	782	0	1635	11	26	373	149	0	559
10	SPMVV	9	16	114	94	0	233	5	7	57	27	0	96
11	RU	2	17	25	26	0	70	2	7	9	9	0	27
12	RGUKT	18	28	59	93	0	198	0	0	0	0	0	0
13	JNTUA	8	10	226	145	30	419	5	8	108	29	27	177
14	DU	3	7	34	12	0	56	2	5	28	8	0	43
15	BRAU	1	1	21	18	0	41	0	1	8	0	0	9
16	KRU	1	1	18	18	0	38	0	0	3	0	0	3
17	ANU	13	31	319	224	0	587	12	23	172	49	0	256
18	CLUSTER	0	0	0	0	0	0	0	0	0	0	0	0
<b>TOTAL</b>		<b>128</b>	<b>304</b>	<b>3683</b>	<b>3599</b>	<b>40</b>	<b>7754</b>	<b>67</b>	<b>162</b>	<b>1762</b>	<b>907</b>	<b>35</b>	<b>2879</b>

## Statement showing the status of posts

## No. of Non-Teaching Posts

		Vacant					Temporary					Total
Deputy Registrars and above cadre (includes technical category)	Assistant Registrars and related cadres (includes technical category)	Superintendent and below upto Record Assistant / Driver Cadre (includes technical category)	Office Subordinate and below cadre	others	Total	Deputy Registrars and above cadre (includes technical category)	Assistant Registrars and related cadres (includes technical category)	Superintendent and below upto Record Assistant / Driver Cadre (includes technical category)	Office Subordinate and below cadre	others		
10	8	100	165	0	283	0	0	0	0	347	347	
1	1	80	73	0	155	0	0	0	0	0	0	
1	21	824	1278	0	2124	0	0	121	922	0	1043	
2	2	7	0	0	11	0	0	140	88	0	228	
8	3	18	29	2	60	0	9	87	44	0	140	
5	8	39	34	0	86	1	0	50	34	0	85	
2	3	15	26	0	46	0	0	41	60	0	101	
0	2	1	0	0	3	0	0	10	4	0	14	
38	24	386	631	0	1079	0	0	0	0	971	971	
4	9	57	67	0	137	0	0	5	12	0	17	
0	10	16	17	0	43	0	0	0	0	0	0	
18	28	59	93	0	198	0	0	0	0	0	0	
3	2	118	116	3	242	0	0	285	341	0	626	
1	2	6	4	0	13	0	1	132	128	0	261	
0	0	14	18	0	32	0	4	26	18	0	48	
1	1	15	18	0	35	0	0	55	17	0	72	
1	8	147	175		331							
0	0	0	0	0	0	0	0	0	0	0	0	
95	132	1902	2744	5	4878	1	14	952	1668	1318	3953	

**STATEMENT SHOWING THE STATUS OF PENSIONERS**

S.No.	University	Category of Pensioners						Total No.of Pensioners	
		Service Pensioners		Family Pensioners		Teaching	Non Teaching	Service Pensioners	Family Pensioners
		Teaching	Non Teaching	Teaching	Non Teaching				
1	Sri Krishnadevaraya	128	212	38	144			340	182
2	Jntu - Kakinada	43	74	24	85			117	109
3	Andhra	612	1344	211	1225			1956	1436
4	Adi Kavi Nannaya	0	1	1	0			1	1
5	Yogi Vemana	3	1	0	1			4	1
6	Dr.Ysr Architecture	0	0	0	0			0	0
7	Vikrama Simhapuri	3	7	2	1			10	3
8	Dr. Abdul Haq Urdu	0	0	0	0			0	0
9	Sri Venakteswara	345	793	113	555			1138	668
10	Sri Padmavati Mahila	48	79	4	23			127	27
11	Rayalaseema	6	11	0	6			17	6
12	Rgukt	0	0	0	0			0	0
13	Jntu - Anantapur	30	100	14	123			130	137
14	Dravidian	10	2	2	0			12	2
15	Dr.B.R.Ambedkar	3	10	1	4			13	5
16	Krishna	0	1	0	0			1	0
17	Acharya Nagarjuna	112	254	36	192			366	228
18	Cluster	0	0	0	0			0	0
19	Andhra Kesari	0	0	0	0			0	0
20	Jntu-G, Vizianagaram	0	0	0	0			0	0
<b>TOTAL</b>		<b>1343</b>	<b>2889</b>	<b>446</b>	<b>2359</b>			<b>4232</b>	<b>2805</b>

## RECOGNITION, GRADING, RANKING AND OTHER INFORMATION OF THE UNIVERSITIES IN AP AT A GLANCE

Sl. No.	University	Status of the University			Infrastructure of University		
		UGC Recognition	NAAC Grading	NIRF Ranking	Total Land (in acers)	Total Buildings	Total Sq.ft
1	Andhra	12(B)	A	36	429.32	203	3439772
2	Sri Venkateswara	2(f) & 12(B)	A+	54	483	68	2179963
3	Acharya Nagarjuna	12(A)	A	151-200	266.57	62	1602665
4	Sri Krishnadevaraya	2(f) & 12(B)	B++	151-200	482.21	159	10,28,840.63
5	Adikavi Nannaya	2(f) & 12(B)	B+	-	96.27	11	422438
6	Yogi Vemana	2(f) & 12(B)	A	101-150	652.34	38	919191
7	Dr.B.R.Ambedkar	2(f) & 12(B)	B	-	160.89	22	222271
8	Krishna University	2(f) & 12(B)	-	-	102.86	2	242000
9	Rayalaseema	2(f) & 12(B)	B	150-200	158.49	21	166231.24
10	Vikrama Simhapuri	2(f) & 12(B)	-	-	161.40	09	127892
11	JNTU -Kakinada	12(B)	B+	129	111	52	1278597
12	JNTU - Ananthapur	12(B)	-	151-200	499.80	73	2534999.72
13	RGUKT	2(f) & 12(B)	-	-	-	-	-
14	Sri Padmavathi Mahila	2(f) & 12(B)	A	151-200	130	47	820687
15	Dravidian University	2(f) & 12(B)	B	-	1100	65	483956.37
16	Dr. Abdul Haq Urdu	2(f)	-	-	144	-	90000
17	Cluster University	2(f)	-	-	55	05 (under construction)	2703144
18	Dr.YSR Architecture	2(f)	-	-	Pending with CCLA	-	-
19	Andhra Kesari University	2(f)	-	-	112.96	4	26000
20	JNTU-Vizianagaram	2(f) & 12(B)	-	-	80	18	647145.24

## RESEARCH WORK IN THE UNIVERSITIES 2021-22 – AT A GLANCE

Sl.No.	University	Number of Research Degrees Awarded		No. Of Research Papers Published		No. Of Patents
		Ph. D.'s	M. Philli's	National	International	
1	Andhra	369	28	280	468	13
2	Sri Venkateswara	293	-	41	374	17
3	Acharya Nagarjuna	249	10	26	6	4
4	Sri Krishnadevaraya	95	0	93	78	3
5	Adikavi Nannaya	05	-	78	53	12
6	Yogi Vemana	29	-	178	100	3
7	Dr.B.R.Ambedkar	8	1	176	38	05
8	Krishna University	27	1	19	1	3
9	Rayalaseema	-	-	-	01	-
10	Vikrama Simhapuri	17	-	24	65	04
11	JNTU-Kakinada	194	-	30	582	16
12	JNTU-Ananthapur	114	-	45	278	03
13	RGUKT	-	-	-	-	-
14	Sri Padmavathi Mahila	68	2	-	658	34
15	Dravidian University	42	-	48	120	1
16	Dr. Abdul Haq Urdu	-	-	15	10	-
17	Cluster University	-	-	-	-	-
18	Dr. YSR Architecture	-	-	-	-	-
19	JNTU-Vizianagaram	-	-	15	10	-
20	Andhra Kesari University	21	-	70	4	-
<b>TOTAL</b>		<b>1531</b>	<b>42</b>	<b>1123</b>	<b>2836</b>	<b>118</b>

## STUDENT ENROLMENT AND PERFORMANCE AT A GLANCE

Sl. No.	Universities	No. of University affiliated colleges	U.G. Courses				P.G. Courses				
			Students admitted in 1 <sup>st</sup> Year UG Courses		Students passed Final Year UG Courses		Students admitted 1 <sup>st</sup> Year PG Courses		Students passed Final Year PG Courses		
			2021	2022	2020	2021	2021	2022	2020	2021	
1	Andhra	365	37732	0	12348	17629	0	5679	0	5449	3516
2	Sri Venkateswara	199	39155	28431	13782	14625	111	6411	0	2431	1363
3	Acharya Nagarjuna	434	50335	0	30869	27533	0	3853	0	2944	3169
4	Sri Krishnadevaraya	109	20541	23771	106666	8069	406	2965	0	2368	2174
5	Adikavi Nannaya	390	35186	0	19678	20695	0	3492	0	4149	3711
6	Yogi Vemana	120	18721	0	7705	8643	0	891	0	864	894
7	Dr.B.R.Ambedkar	126	14728	0	5162	8005	0	549	0	354	436
8	Krishna University	117	13682	0	7442	8160	18	1327	0	1136	605
9	Rayalaseema	147	3550	0	6281	9187	419	664	0	1339	998
10	Vikrama Simhapuri	98	13130	0	5407	6322	0	3251	0	941	0
11	JNTU - Kakinada	159	40971	0	28341	29414	0	7436	0	4659	1747
12	JNTU - Ananthapur	132	24864	33960	22161	29748	4737	6698	0	4877	6010
13	RGUKT	0	4400	4400	3900	3900	0	0	0	0	0
14	Sri Padmavathi Mahila	0	695	0	570	689	0	956	0	811	894
15	Dravidian University	0	396	0	189	150	0	229	0	158	115
16	Dr. Abdul Haq Urdu	0	52	17	23	33	49	49	0	41	79
17	Cluster University	0	1313	1026	0	0	0	75	0	0	0
18	Dr. YSR Architecture	2	194	121	0	0	0	6	0	0	0
19	Andhra Kesari University	0	4	9	10	4	80	101	0	215	102
20	JNTU-Vizianagaram	34	385	4845	361	306	37	61	0	82	0
<b>TOTAL</b>		<b>2432</b>	<b>322055</b>	<b>98602</b>	<b>272915</b>	<b>195133</b>	<b>7879</b>	<b>46714</b>	<b>34838</b>	<b>27834</b>	











Releasing of 'A New Dawn in Higher Education of AP' booklet by Chairman, APSCHE on 04.07.2022 at APSCHE Office



Release of NAAC manuals by Chairman, APSCHE on 01.01.2022 at APSCHE Office



Release of AP EDCET 2022 & AP LAW CET 2022 Results by Chairman, APSCHE on 05.08.2022 at APSCHE Office



APSCHE team with the winners of the APSCHE Quiz Championship 2022 on 22.04.2022 at ANU, Guntur



Students of 'Influential Student Award' with the Final Jury & Chairman, APSCHE on 13.10.2022 at APSCHE Office



Chairman, APSCHE interacting with faculty and principals at JNTU Anantapur on 05.03.2022



Meeting with Private Degree, Engineering and Pharmacy College Managements by Hon'ble Minister for Education held on 07.08.2022 at APSCHE Office





Meeting with AP Private Engineering Colleges Management Association held on 06.04.2022 at Vijayawada



Academic Alliance Mission 's visit to Germany from 17.10.2022 to 23.10.2022



Meeting with Australian Delegation held on 14.09.2022 at APSCHC Office



APSCHC signing of MoU with Commonwealth Educational Media Centre for Asia (CEMCA) on 16.11.2022



APSCHC signing of MoU with Salesforce on 03.08.2022



APSCHC signing of MoU with Teamlease on 23.09.2022



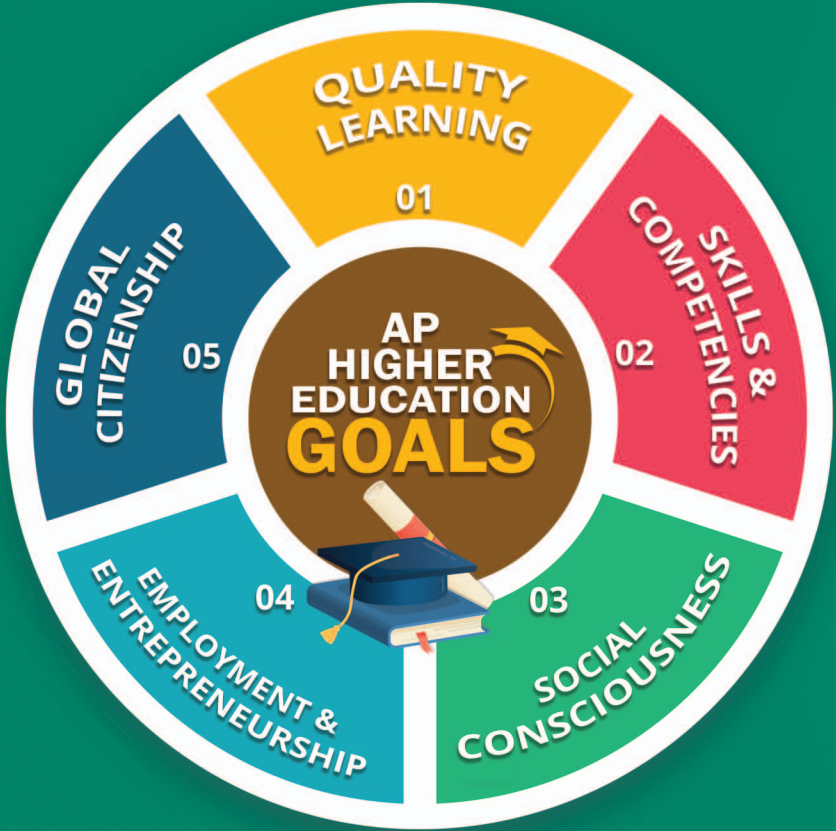
Meeting with LinkedIn Officials held on 27.09.2022 at APSCHC Office



# ఆంధ్రప్రదేశ్ ఉన్నత విద్య లక్ష్యాలు



01. నాణ్యమైన అభ్యాసం (Quality Learning)
02. నైపుణ్యాలు & సామర్థ్యాలు (Skills & Competencies)
03. సామాజిక స్పృహ (Social Consciousness)
04. ఉపాధి & వ్యవస్థాపకత (Employment & Entrepreneurship)
05. ప్రపంచ పౌరసత్వం (Global Citizenship)



## ANDHRA PRADESH STATE COUNCIL OF HIGHER EDUCATION

(A Statutory Body of the Government of A.P)

2<sup>nd</sup> to 5<sup>th</sup> Floors, Neeladri Towers, Sri Ram Nagar, 6<sup>th</sup> Battalion Road, Atmakur (V),  
Mangalagiri (M), Guntur, Andhra Pradesh, Pin - 522 503  
secretaryapsche@gmail.com, | www.apsche.ap.gov.in

follow us

