

# Statistical HandBook 2019-20 Salem District



தொட்டனைத்து ஊறும் மணல் கேணி, மாந்தர்க்குக்  
கற்றனைத்து ஊறும் அறிவு




*“We have the duty of formulating of summarizing and of communicating our conclusions in intelligible form in recognition of the right of other free minds to utilize them in making their own decisions”*



*R.A.Fisher, Father of Statistics*

*“If your experiment needs Statistics, you ought to have done a better experiment”*



*Ernest Rutherford -Physicist*



**Thiru.S.A.Raman, I.A.S.,  
District Collector,  
Salem**

**Office: 0427 2452244  
Email Id: Collrslm@nic.in**



### **MESSAGE**

I am happy to note that the Economics and Statistics department has brought out the publication “Statistical Handbook 2019-20”. The objective of this publication is present up to date statistical information on various Socio-economic aspects of Salem district.

I am confident that this publication will be useful not only to Government Department who are implementing developmental programmes but also to planners, administrators, students and others who require reliable statistical data for their work.

I wish to thank all the officials belonging to various departments and the Statistics Department for making strenuous effort to bring out this very useful Handbook.

**With Best wishes**

**Place: Salem  
Date:**

**District Collector  
Salem.**

## **PREFACE**

**The Statistical Handbook of Salem District** is an annual publication of Economics and Statistics Department. The present publication is for the year 2019-20. The formulation of a pocket book of Statistics is an important step in the direction of dissemination of useful socio-economic data about Salem district. This statistical data which are presented in this publication are collected from various Central and State government departments and public sectors undertaking etc. and it states the time series data for recent years.

Statistics has been playing an important role in shaping humanity. As the flow of information is ever increasing across the globe, Economics and Statistics department is garnering all efforts to improve the quality of input information for effective policy and decision making. It is hoped that this publication will serve as a reference to administrators, planners, research scholars and to all those who are interested in the Socio- Economic Planning of Salem District.

I extend my sincere thanks to **S.Atul Anand,I.A.S., Commissioner, Department of Economics and Statistics, Chennai, Thiru.S.Raman, I.A.S, District Collector, Salem and Thiru.K.Bala Subramanian, Regional Joint Director of Statistics and Deputy Director of Statistics (FAC), Salem** for their valuable support and suggestions offered for enhancing the quality for this publication.

I am grateful to the officers to various Departments/Organisations for their timely co-operation in making Statistical data available in the current publication. I also appreciate the efforts carried out by section of the Hand Book.


Suggestions for further improvement in the contents, layouts and scope of this publication will be highly appreciated.

Place: Salem

Date:

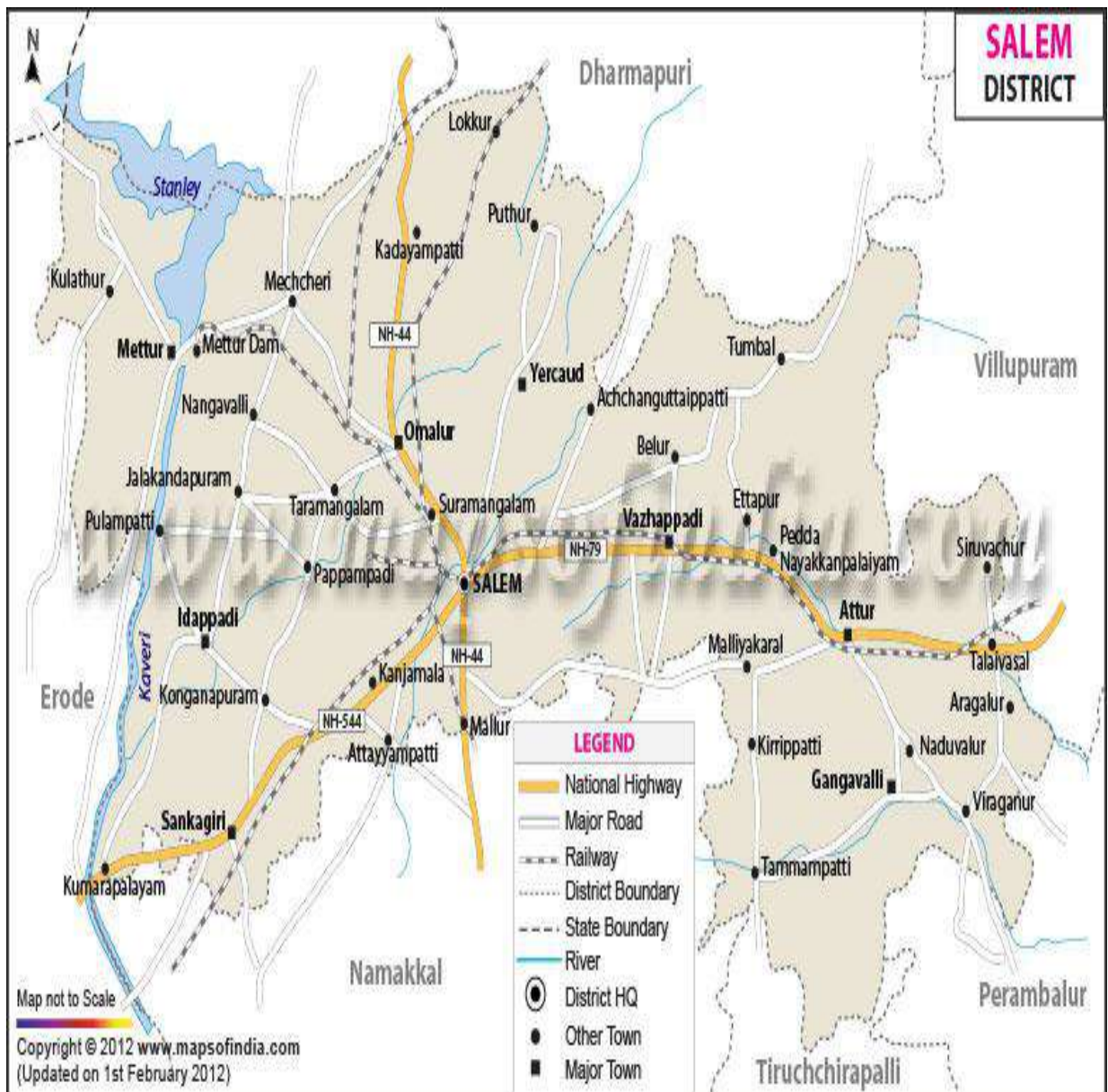
**Joint Director of Statistics,  
Salem Region (a) Deputy  
Director of Statistics (FAC)**

## **FATHER OF STATISTICS P.C.MAHALANOBIS**



Prasanta Chandra Mahalanobis (28<sup>th</sup> June 1893-28<sup>th</sup> June 1972) was an Indian Bengali scientist and applied Statistician. He is best remembered for the Mahalanobis distance, a Statistical measure, and was instrumental in formulating India's strategy for industrialization in Second Five-Year Plan (1956-61). He made pioneering studies in anthropometry in India. He founded the Indian Statistical Institute (ISI), and contributed to the design of large-scale sample surveys. Mahalanobis Distance is one of the most widely used metric and was first proposed by Mahalanobis in 1930 in context of his study on racial likeness. For his pioneering work, Mahalanobis was awarded the Padma Vibhushan, one of the India's highest honours, by the Indian Government in 1968. For his contributions, Mahalanobis has been considered the **FATHER OF MODERN STATISTICS** in India. Every year June 29<sup>th</sup> which has been his birthday celebrated as **"National Statistics Day"**

# SALEM DISTRICT MAP




# TALUKS AT SALEM- AT A GLANCE





# BLOCKS IN SALEM DISTRICT





I

**CONVERSION OF TABLES**

**I. STANDARD OF WEIGHTS**

1 Grain	:	0.0648 Gram 0.0000648 Kilogram
1 Ounce	:	28.35 Grams 0.02835 Kilograms
1 Pound	:	0.4536 Kilograms
1 Stone	:	6.35 Kilograms
1 CWT	:	50.8 Kilograms
1 Ton	:	1016.06 Kilograms 1.01606 Metric Ton
1 Tola	:	11.664 Grams 0.011664 Kilogram
1 Chattak	:	0.05832 Kilogram
1 Seer	:	0.93441 Kilogram
1 Mound	:	37.3242 Kilograms
1 Metric Ton	:	0.9842 Ton
100 Kilograms	:	1 Quintal
10 Quintals	:	1 Metric Ton
1 Quintal	:	220.45857 Pounds
1 Kilogram	:	2.204587 Pounds

**II. STANDARD OF LENGTH&CAPACITY**

1 inch	:	0.0254 Meter
1 Foot	:	0.3048 Meter
1 Yard	:	0.9144 Meter
1 Mile	:	1.609344 Kilometers
1 Meter	:	1.0936132 Yards
1 Kilometer	:	0.62137 Mile
1 Imperial Gallon	:	4.54596 Litres
1 Litre	:	0.2199755 Imperial Gallon

**III. STANDARD OF AREA**

1 Square inch	:	6.4516 Sq. Centimeters
1 Square Foot	:	0.092903 Sq. Meter
1 Square Yard	:	0.8361274 Sq. Meter
1 Square Mile	:	2.589988 Sq. Kilometers
1 Square Kilometer	:	0.3861 Sq. Mile
1 Square Meter	:	1.19599 Sq. Yards
1 Acre	:	4840 Sq. Yards
1 Hectare	:	2.4710516 Acres
1 Acre	:	0.404686 Hectare

**IV. METRIC UNITS**

A. Length : 1 Km	:	1000 Meters
:1 Meter	:	1000 Millimeters
B. Area: 1 Sq. Km	:	100 Hectares
:1 Sq. Hectare	:	1000 Sq. Meters
C. Weight: 1 Metric Ton	:	1000 Kilograms
: 1 Metric Ton	:	10 Quintals
: 1 Kilogram	:	1000 Grams

## SALIENT FEATURE OF SALEM DISTRICT



### HISTORY OF SALEM:

Salem is the fourth largest city in Tamilnadu. The city is surrounded by hills. The name Salem has been derived Salem from the word "Sailam" meaning an area surrounded by mountains and it is also called as "Steel City" and "Mango City". History of Salem dates back to third century B.C. The city was a part of the Pandyas, Pallavaand vijayanagara Empire. After the defeat of Tipu Sultan in the Third Anglo-Mysore war in 1792. The state Mysore's border was realigned, and the British formed the Salem District under Madras Presidency. There are numerous forts and temples within the city which date back to a previous era altogether.

Salem district was formed on 1 November 1866. Salem Municipal Council celebrated its Centenary in 1966. Municipality was upgraded into a special grade Municipality on 1 April 1979. The Centurion Municipality was declared as the Salem City Municipal Corporation from 1 June 1994. The date of formation of Salem district reconigised as "**Salem Day**". The 154 years old Salem celebrates its birthday **every year on the 1<sup>st</sup> Novemnber**.

Salem is a Geologist's paradise and it is primarily an agricultural area specializing in fruit, coffee, cotton and peanuts and also rich in a variety of important minerals like Magnesite, Dunite, Bauxite, Limestone and Iron ore, Quartz, Feldspar and Soapstone, Granites etc. This is one of the major producers of traditional silver ankles, which are popular among women and it is also one of the major textile centre in Tamilnadu and Sago factories.

### LOCATION:

Salem district was formed on 1 November 1866 and Salem Municipal Council It is located at 11.67° N 78.14° E at an average elevation of 278m (922 ft). The district surrounded by hills, namely, Nagarmalai (North), Jarugumalai (South), Kanjamalai (West), Godumalai (South), Shervaroy Hills (Northeast), Kariyaperumal Hill (Southwestern).

## **Area:**

In TamilNadu, Salem district occupies 9<sup>th</sup> rank in its size and 5<sup>th</sup> rank with its population. The total geographical area of the district is 5245 Sq.kms which comprising the Revenue divisions Salem, Attur, Mettur and Sangakiri. The district has 13 taluks and 20 blocks which include one tribal block and it consists of 33 Town Panchayats, 385 village panchayats and 640 Revenue Villages.

## **Boundaries:**

The district bounded on the North by Dharmapuri district, on the west by Erode district, on the south by Namakkal district and the East by Viluppuram district.

## **Population:**

The total population of the district is 3482056 which include 1781571 Male Population and 1700485 female Population. The Population growth is 19%. The urban population is 1774122 which constituting 50.95% of the total population and the remaining 49.05% (i.e.1707934) is Rural population. The literacy rate of the district is 72.86% (i.e. 2311715 are literates in total population) and the Sex Ratio is 954. The population density of the district is 665/sq.km.



## **Soil:**



The predominant soil type in Salem district is Red Calcareous contributing 247391 areas in ha. Red Non-Calcareous is contributing 50212 areas in ha. Brown Non-Calcareous is contributing 38627 areas in ha. Mixed Soil contributes 21776 areas in ha. Red loam was found in all taluks with more concentration in Attur Taluk. Red sand was also found in all taluks but predominantly in Mettur, Omalur and Sangakiri taluk. Different types of soil like Black soils, Alluvial Calcareous ferruginous loamy and Sandy loamy were extensively throughout the district and black loam also found in the district.

## **Climate and Rainfall:**

Salem District located in the foot of Shervaroy hills which domiciles the famous hill station “Yercuad”. The district receives the rain from both southwest and northeast monsoons. The northeast monsoon contributes more rain to the district. The total rainfall of the district during 2019-20 is mm.

## **Summer Season:**

Salem district has its summer season from mid-March to till early June. In this season, temperature in the range of 23-35° C

## **Monsoon:**



Monsoons in Salem spans from mid- June to early September and district experiences moderate to occasional heavy splashes of rain.

## **Winter Season:**

In Winter Season, Salem district is like Ooty. Spanning from October to February, the weather will be cool and pleasant. The temperature in the district in winter range from 20-26°C



## **Rivers:**



There is no major river in the district. Tirumanimuthar, Vasishta, Sarabanga, Upper Vellar and Suvethanadi are seasonal rivers. Cauveri is also flow somewhere in the district. There is no perennial river in the district.

## **Reservoirs:**

The reservoirs in the district are Mettur Dam, Anaimaduv and Kariyakoil Reservoirs. Stanley Reservoir is one of the largest fishing reservoirs in South India. Its main source of water is the river Cauvery. Three main tributaries such as Palar, Chennar and Thoppar enter into the Cauvery on its courses above Stanley Reservoir.




## Agriculture and Major Crops:



Agriculture continues to be the most predominant sector of the District economy, as 30 percent of the population in the district engaged in Agriculture and allied activities for their livelihood. The district has an area of 520530 Ha with net cultivated area of around 220138 Ha Cholan, Tapioca, Maize, Cotton, Ragi, Pulses (**Cowpea, Redgram and Blackgram**), Sugarcane, Groundnut, Coconut, Tumeric, Arecanut, Coffee and Pepper are major crops in the district. Mango, Custard Apple, Moringa and Sapota are the important fruit crops and Tumeric and cotton are the major cash crops grown in the district. Tapioca is one of the most important crops of the district. The most important plants grown are Kanvali Kizhangu Medicinal Coleus, Kadukkai, Aswaganda, Shatavri, Neem, Tulsi etc., Coleus Sands first place among TamilNadu and most preferred medicinal crop cultivated in the district

## Research Institutions:

The **Mecheri Sheep Research Station (MSRS)** of TANUVAS is located at Mecheri; the **Tapioca and Castor Research Station (TCRS)** of TNAU is at Yethapur and the **Horticulture Research Station (HRS)** of TNAU at Yercuad. **Krishi Vigyan Kendra (KVK)** of ICAR is located at Sandhiyur and the **Veterinary University Training and Research Centre (VUTRC)** is located at Salem. **The State Goat Farm**, Chinnasalem is situated at VKoottu Road, Thalaivasal Block.



## **Potential Opportunitites in Allied Sectors:**

The livestock and poultry play an important role in the economy of farmers. The farmers in Salem maintain mixed farming system i.e. a combination of crop of livestock where the output of one enterprise becomes the input of another enterprise thereby realize the resource efficiency. The



livestock serve the farmers in getting incremental income, Employment, Food, Social security and dung.

## **Dairy Development:**



The Salem Dairy Complex is situated in about 46 acres of land bounded by Sithanur and Dhalavaipatty village in Steel Plant Road. In total of 1100 milk producers Co-operative societies are affiliated and 932 societies are functioning. The procurement and Input operations are managed through 5 milk procurement team offices at Salem, Sankari, Attur, Mettur and Valapady.

## **Poultry Development:**

Poultry farming has emerged as most gainful activity and it provides subsidiary income and gainful employment to farmers throughout the year. In various numbers of poultry rearing activities, Layer, Broiler and Desi Birds farming are very popular in the district. The commercial desi bird farming is gaining momentum in this district for meat production. The district produced 321897 numbers of fowls (Census 2011).



## Fisheries:



The total inland fresh water spread area is 32400 Ha with 15500 Ha reservoirs; 1300 Ha seasonal irrigation tanks and 15600 Ha short seasonal ponds. There are 98 inland fishing villages, 16 fisherman co-operative societies (5759 members), 3 Fishserwomen co-operative societies and total fisher folk population is 19673 in the district. Mettur dam is the largest fisheries spot with the area of 15346 ha. There are 3 reservoirs in the district having total water spread area of 15638 ha.

## Sericulture:

A separate department for Sericulture was established during the year 1979, with its headquarters at Salem, famous for its **high count designer fine cotton sarees and half fine silk sarees** produced under handlooms besides production of power loom textile under co-operative and private sector. Soft and shiny **Salem's Venpattu (White Silk)** was recognized with the **Geographical Indication mark**. The state government would set up 'Seri Tourism' centre in Yercuad for providing all information about sericulture activities at an outlay of 2.50. Among the blocks in Salem district, Attur and Omalur block has contributed to the larger area and production of cocoons.



## Industrial Scenerio:


Salem district has a greater establishment of Large Scale Industries. Large Scale Industrial Units covers a wide range of product lines grouped into Chemical, Mineral based Industries, Steel, Spinning etc., Major Large Scale Industries in the district are SAIL, Burn and Co., JSW Steels, MALCO, Chemplast Sanmar, TamilNadu Magnesite, Sago Serve, etc., providing employment opportunities in the district. There are





57139 registered micro, small and Medium Scale Industrial units with State Industries department. The district is bestowed with rich wealth of minerals such as Bauxite, Limestone, Quartz, Felspar, Magnesite and Granite.

**The Salem handloom industry** is one of the most ancient cottage industries and producing quality sari, dothi and angavasthram out of silk yarn and cotton yarn. More than 75000 handlooms and more than 125 spinning mills, with modern weaving units and garment units established itself as one of the major textile center in Tamil-Nadu.



Salem is one of the largest Sago producers who are engaged in production Sago Foods and Starch. **“Salem District is also known as the Land of Sago”.**

**Salem Steel Plant, a special steel unit of Steel Authority of India Ltd** have their plant located in Salem which produces Cold rolled stainless steel and Hot rolled stainless steel/carbon steel.

Salem has a good concentration of food processing industries such Sago and Starch Industries, Modern Rice Mills, Sugarcane crushing and Jaggery units, Flour milling, Dhall industries, bakery products and edible oil industries, etc.,



## SALEM DISTRICT AT A GLANCE

<b>1. GEOGRAPHICAL LOCATION</b>					
North Latitude Between		:	Between 11 14' and 12 53'		
East Longitude Between		:	Between 77 44' and 78 50'		
<b>2. AREA AND POPULATION</b>			2001 Census	2011 Census	
I	<b>Area (Sq. Km)</b>		:	52	
<b>POPULATION</b>					
II	a	Male	:	1563633	1781571
	b	Female	:	1452713	1700485
	c	Total	:		
	d	Rural	:	1626162	1707934
	e	Urban	:	1390184	1774122
III	Density /Sq. Km		:	575	665
<b>LITERATES</b>					
IV	a	Male	:	2285562	
	b	Female	:		
<b>MAIN WORKERS (2011 CENSUS)</b>					
V	a	Total Workers	:	1561030	
	b	Male Workers	:	1022417	
	c	Female Workers	:	538613	
	d	Rural Workers	:	849111	
	e	Urban Workers	:	711919	
	f	Cultivators	:	247011	
	g	Agricultural Labours	:	396158	
	h	Household Industry	:	132700	
	i	Other Workers	:	785161	
VI	<b>Non-Workers</b>		:	1787896	
VII	<b>Language Spoken in the District</b>		:	Tamil, English, Kannada, Telugu and Malayalam	
<b>3. VITAL STATISTICS</b>					
1	Birth		:	49829	
2	Death		:	30159	
3	Infant Deaths		:	460	
4	Birth Rate (per 1000 Population)		:	12.6	
5	Death Rate (per 100 Population)		:	3.5	
6	Infant Mortality Rate (per 1000 Live Births)		:	9.5	
7	Expectations of life at Birth				
	a	Male	:	67.1	
	b	Female	:	70.9	
8	No. of Deaths of Women due to				
	a	After Child Birth (within 42 Days)	:	17	
	b	During Pregnancy	:	4	

<b>4. TEMPERATURE (IN CELSIUS)</b>			
I	Plains		
	a	Maximum	: 34.5
	b	Minimum	: 23.3
II	Hill Stations		
	a	Maximum	: -
	B	Minimum	: -
<b>5.RAINFALL (in mm)</b>			
I	Normal		
	a	North-East Monsoon	: 359
	b	South-West Monsoon	: 421
	c	Winter Season	: 12.6
	d	Summer	: 162.6
II	Actual		
	a	North-East Monsoon	: 315.2
	b	South-West Monsoon	: 492.1
	c	Winter Season	: 1.1
	d	Summer	: 113.6
<b>6. AGRICULTURE (in Hec.) Fasali 1429 (2019-20)</b>			
I	Total Cultivated Area (Hec.)		: 294955.390
II	Net Area Sown (Hec.)		: 198487.375
III	Area Sown more than once (Hec.)		: 96468.015
IV	Area and Production of Principal Crops		
	a	Paddy	: 18683.000
	b	Millets and other pulses	: 34689.140
	c	Pulses	: 2218.965
	d	Sugar Crops	: 4356.130
	e	Groundnut	: 4477.075
	f	Gingelly	: 718.850
	g	Cotton	: 6745.055
V	Agricultural Land Holdings		: 2015-16 (10 <sup>th</sup> Agri. Census)
	a	Holdings (Nos)	: 331404
	b	Area in (Hec.)	: 25925202
	c	Average Size of Holdings in (Hec.)	: 1.28
VI	Important Crops		: Jowar, Tapioca, Maize, Cotton, Ragi, Pulses (Cowpea, Red gram and Black gram), Sugarcane, Groundnut, Coconut, Turmeric, Areca nut, Coffee and Pepper
			: Mango, Custard Apple and Moringa and Sapota.

<b>7. IRRIGATION (FASALI 1429)</b>			
	Net Area Irrigated by		
I	a	Government Canals	: 5271.130
	b	Private Canals	: --
	c	Tanks (Small and Large)	: --
	d	Tube Wells	: 16934.617
	e	Other Wells	: 56457.878
	g	Other Sources	: --
II	Gross Area Irrigated		: 1212038
III	Name of the River		: <i>Tirumanimuthar, Vasishta, Sarabanga, Upper Vellar and Suvethanadi are seasonal rivers. There is no perennial river</i>
IV	Name of the Lake		: Mookaneri (Kannankurichi), Panamarathupatti Lake
<b>8. ANIMAL HUSBANDRY</b>			
	Veterinary Institutions		
I	a	Veterinary Hospitals	: 7
	b	Veterinary Dispensaries	: 48
	c	Clinic Centers (Poly Clinic)	: -
	d	Sub-Centers	: 10
	Poultry Development		
II	a	Chicks produced in hatcheries	: -
	b	Birds sold for breeding	: -
	c	Birds sold for food	: -
	Livestock and Poultry Population		
III	a	Cattle	: 611161
	b	Buffaloes	: 46420
	c	Sheep	: 337733
	d	Goat	: 557541
	e	Poultry	: 3842909
<b>9. DAIRY DEVELOPMENT (Aavin)</b>			
I	Diaries		: FBD-5LLPD CAPACITY
II	Milk Chilling Plants		: Attur Centre (1.50 LLPD)
III	No. of Milk Co-operative Societies		: 1434
IV	Milk Production (Lakh Litres)		: 1174950
<b>10. FISHERIES</b>			
I	Length of Coastal Line (Km)		: -
II	Number of Coastal Blocks		: -
III	Number of Coastal Centres (Landing)		: -
IV	Marine Fish Production (Tonnes)		: -
V	Inland Fish Production (Tonnes)		: 10840.53

<b>11.FOREST</b>				
I	Forest Area (Hec.)			
	a	Reserved Forests	:	126540
	b	Unclassified Forests	:	103104
	c	Reserved Land	:	858.190
II	Out -turn of Forest Product (in MT)			
	a	Firewood	:	2699.752
	b	Sandal Wood (Heart Wood)	:	101426.750
	c	Sandal Wood (Sapwood)	:	2000.000
	d	Tamarind	:	58.767
	e	Curry Leaves	:	2.300
	f	Ginger	:	3.300
	g	Jack-Fruit	:	1.200
	h	Others	:	3696.199
<b>12. ELECTRICITY (IN M. U)</b>				
I	Generation of Electricity			
	a	Hydro	:	145.517
	b	Wind Mill Generation	:	-
	c	Thermal	:	4225.940
	d	Power Purchased (Steel and Sugar)	:	75.47 MU
	e	Gas Turbine	:	--
II	Consumption of Electricity (in M.U)			
	a	Agriculture	:	17.54
	b	Industry	:	549.04
	c	Commercial	:	290.43
	d	Domestic	:	1238.77
	e	Public Lighting and Public works	:	109.04
	f	Sales to Licenses	:	-
	g	Sales to Other States	:	-
	h	Miscellaneous	:	132.57
III	Rural Electrification			
	a	Number of Pump Sets Electrified	:	140540
	b	Number of Villages Electrified	:	653
	c	Number of Hamlets Electrified	:	5555
<b>13. ENTERPRISES (6<sup>th</sup> Economic Census 2011)</b>				
I	Number of Enterprises		:	294304
II	Number of Enterprises			
	a	With Premises	:	85151
	b	Without premises	:	27877
	c	Number of Persons Employed	:	636748
	d	Number of Establishments with or more	:	2737

<b>14. INDUSTRIES</b>					
I	Number of Working Factories (Regd)		:	577	
II	Number of Man days worked		:	2221232	
III	Number of Trade Unions		:	-	
IV	Number of Strikes		:	-	
V	Number of Lockouts		:	-	
VI	Large Scale Industries		:	25	
VII	Medium Scale Industries		:	115	
VIII	Small Scale Industries		:	428	
IX	Cottage Industries		:	-	
X	Others		:	9	
XI	Name of the important industries in the district		:	Salem Steel Authority of India Ltd, Southern Iron & Steel Company Ltd (Joint Venture with JSW Steel), The Madras Aluminum Company Ltd (MALCO), Dalmia Magnesites and TATA refractories, SAIL, Nandhi Dall Mills, BSP refineries.	
XII	Name of the Industrial Park		:	SIDCO, Salem	
<b>15. KHADI AND VILLAGE INDUSTRIES</b>					
I	Khadi			Production (Rs. in Lakhs)	Sale (Rs. in Lakhs)
	a	Cotton	:	34.74	74.80
	b	Wollen	:		
	c	Silk	:		
	d	Polyster	:		
II	Village Industries				16.87
	a	Soaps	:	13.39	
	b	Leather Goods	:		
	c	Industrial Co-op Societies	:		
<b>16. MEDICAL AND HEALTH (in numbers)</b>					
I	a	Number of Hospitals	:	12	
	b	Primary Health Centres	:	107	
	c	Health Sub-Centres	:	461	
	d	Other Medical Institution	:	3	
	e	Beds in Hospitals	:	2760	
	f	Doctors	:	721	
	g	Nurses	:	1276	

II	Indian Medicine (Government Only)		
	a	Hospitals	: 19
	b	Primary Health Centres	: 19
	c	Beds in Hospitals	: 41
	d	Doctors	: 65
	e	Nurses	: 34
III	Unani (Government Only)		
	a	Hospitals	: -
	b	Dispensary	: 1
	d	Doctors	: -
<b>17. EDUCATION</b>			
I	Universities		: 2
II	Arts and Science Colleges		: 106
III	a	Colleges for Professional Education	
	b	Allopathy	: 3
	c	Indian Medicine	: 1
	d	Homoepathy	: 1
	e	Government Engineering College	: 14
	F	Agriculture Colleges	: -
	G	Veterinary Colleges	: -
	H	Law Colleges	: 2
IV	Colleges for Special Education (Nursing)		: 5
V	Primary with Nursery		: 263
VI	Primary only		: 1182
VII	Primary with Middle		: 393
VIII	Middle with Higher Secondary		: 201
IX	Secondary with Higher Secondary		: 3
<b>18. TRANSPORT</b>			
I	Road Length (Km.)		
	a	National Highways	: 76.775
	b	State Highways	: 1242.502
	c	Major District Road	: 9197.383
	d	Forest Road	: 85.985
II	Registered Motor Vehicles 2019-20		
	a	Commercial	: 20474
	b	Non-Commercial	: 177522
III	Railway Length (in Km)		
	a	Route Length	: -
	b	Track Length	: -
	c	Number of Railway Stations	: 105
IV	Number of Airports		: 1
V	Name of the Airport		: Salem Airport
VI	Name of Import Commodity		: Pulses, Grams, Edible Oil
VII	Name of the Export Commodity		: Textiles, Yarn, Granites, Readymade Garments, Coir Products, Stainless Steel

<b>19.COMMUNICATION</b>			
I	Post and Telegraph (in Nos)		
	a	Post offices doing Postal Business only	: 371
	b	Post offices doing Postal Telegraph Business	: -
II	Telephones		
	a	Number of Telephones in use	: 50776
	b	Number of Public Call offices	: 1663
	c	Number of Telephone Exchanges	: 225
<b>20.CO-OPERATION</b>			
I	District Central Co-operative Banks (including branches)		: 1
II	District Co-operative Union		: 1
III	Co-Operative Training Institute		: 1
IV	Co-Operative Printing Press		: 1
V	PACB		: 203
VI	Primary Agricultural and Rural Development Bank		: 6
VII	Co-operative Urban Bank		: 8
VIII	Whole sale Co-operative Store		: -
IX	Primary Cooperative Stores		: 3
X	Students Cooperative Stores		: 12
XI	Cooperative Employees Thrift and Credit		: 12
<b>21. REGISTRATION</b>			
I	Number of Registration Offices		: 23
II	Aggregate Value of property Transferred (Rs. in Crores)		: 101936.42
<b>22. HOUSING</b>			
I	Number of Tenements constructed in TNHB		: -
II	Deputy Registrar Housing		: -
III	Number of Tenements constructed in TNSCB		: -
IV	Number of Tenements constructed in TNPBH		: -
V	Deputy Registrar , Housing Rural		: -
VI	Deputy Registrar , Housing Urban		: -
VII	Samathuvapuram		: -
VIII	Total Number of Households		: -
<b>23.SOCIAL WELFARE</b>			
I	Old Age Pension for aged		: 57010
II	Physically Handicapped Pension		: 51897
III	Widow Pension		: 20495
IV	Agri Labour Pension		: 10207
V	Deserted Wives Pension		: 9297
VI	Unmarried Women Pension		: 686
VII	Uzhavar Sandhai		: 11
VIII	CMUPT Pension		: 47935



<b>24. NUTRITION MEALS PROGRAMME</b>			No. of Centres	Number of Beneficiaries
I	ICDS Scheme	:	2849	209438
II	Puratchi Thalaivar Noon Meal	:	1817	
<b>25. REVENUE ADMINISTRATIVE DIVISIONS</b>				
I	Revenue Divisions	:	4	
II	Revenue Taluks	:	13	
III	Revenue Firkas	:	44	
IV	Revenue Villages	:	655	
<b>26. LOCAL BODIES</b>				
I	Corporations	:	1	
II	Municipalities	:	3	
III	Panchayat Unions	:	20	
IV	Town Panchayats	:	33	
V	Village Panchayats	:	385	
<b>27. COMMUNITY DEVELOPMENT</b>				
I	Number of Development Divisions	:	4	
II	Number of Blocks covered	:	20	
III	Population Covered (Lakshs)	:	34.82	
IV	Area Covered (Sq.Km)	:	5205.30	
<b>28. POLICE AND PRISONS</b>				
I	Police Force (Local)	:	2471	
	Armed Reserve(Local)	:	698	
	Police Stations	:	57	
	Police Outposts	:	-	
	Central Prisons	:	1	
	Other Prisons	:	4	
<b>29. LEGISLATURE</b>				
I	Members of the Legislative Assembly	:	--	
II	Elected	:	11	
III	Nominated	:	-	
IV	Members of Parliament(Lok Shaba)	:	1	
V	Members of Parliament(Rajya Shaba)	:	1	
<b>30. CINEMA THEATRE'S (in Nos)</b>				
	Permanent			
I	Fully Air Conditioned	:	24	
II	Non-Air Conditioned	:	30	
III	Box Air Conditioned	:	-	
IV	Open Air Theatres	:	-	
V	Semi Permanent	:	-	
VI	Touring	:	-	

<b>31.BANKING/INSURANCE</b>			
I	Commercial Banks	:	234
II	SDCCB Etc.,	:	44
III	Private Sector Banks	:	116
IV	Regional Rural Banks	:	31
V	Lead Bank	:	1
Life Insurance			
I	Offices	:	18
II	Policies Issued	:	105833
III	Premium Received (Rs. in Crores)	:	4012.05
<b>32.NATURAL RESOURCES</b>			
Name of the Minerals found in the District		:	Magnesite, Dunite, Bauxite, Limestone, Iron, Ore, Quartz, Feldspar and Soapstone, Granites etc., are important minerals. 83 Major Minerals Mines and 108 Black and Colour quarries and 35 Roughstone quarries are there in the district.
<b>33.GENERAL INFORMATION</b>			
Name of the Important Pilgrim Centre			
1	Kottai Marriamman Temple, Salem		
2	Siddhar Temple, Foothills of Kanjamalai		
3	Skandasramam Temple		
4	Sri Ramar Temple, Ayothiapattinam		
5	Batharakaliamman Temple, Mecheri		
6	Kailasanathar Temple, Tharamangalam		
7	ISKCON Temple, Salem		
8	1008 Lingam Temple, Ariyanoor		
9	Kumaragiri Murugna Temple		
10	Sundara Kandasamy Temple, Kalipatti		
11	Oothumalai-Sathyanarayana Sidhar Peedam		
12	Alagiri nathar Temple (Kottai Perumal Kovil)		
13	Sri Sugavaneswarar Temple		
14	Thanthodreeswarar Temple, Belur		
15	Karapuranathar Temple, Uthamasolapuram		
16	Bagawath Ramanujar Manimandapam, Erikarai, Erumapalayam		
17	Kamanada Eswarar Temple, Aragalur		
18	Kari Varatharaja Perumal Temple, Aragalur		
19	Jama Masjid (Oldest Mosque)		

Name of the Tourist Centre	
1	<b>Yercuad:</b> Shervarayan Temple, Lady's /Gent's Seat, The Big Lake (Boating), Pagoda Point, Sri Raja Rajeswari Temple, Silk Farm and Rose Garden, Killiyur Falls, Botanical Survey of India (contains rich collections of plants), Bear's Cave, Anna Park (nearby Lake), Japanese Park (situated within Anna park), Emerald Lake (Big Lake)
2	Sangakiri Fort
3	Nature's Lap-Muttal: Aaniavari Falls, Boating
4	Kurumbapatti Zoo
5	Mettur Dam
6	Poolampatti Water Place- Boating
7	Mookaneri Lake
8	Government Museum, Salem
9	Poiman Karadu
10	Panaimarathupatty Lake
11	Anaimadu Dam
12	Pachamalai Hills, Attur
13	Karumandurai Kariyakoil Dam, Attur
14	Attur Fort

Sl. Number	CONTANTS	Page Number
<b>1.AREA AND POPULATION</b>		
1.1	Area, Population, Literates. SCs and STs - Sex wise by Block	35
1.2	Block wise Projected Population from 2012 to 2020	37
1.3	Population by Broad Industrial Categories of workers	39
1.4	Population by Religion	40
1.5	Population by Age Groups	41
1.6	Population of the District – Decennial Growth	42
1.7	Salient Features of 2011 Census – Block and Municipality wise	43
1.8	Category wise Comparative Population for 2001 and 2011	44
<b>2. CLIMATE &amp; RAINFALL</b>		
2.1	Temperature at Selected Stations	45
2.2	Monthly Rainfall Data – Station wise	46
2.3	Monthly Rainfall For The District	48
2.4	Time Series Data of Rainfall by seasons	49
<b>3.AGRICULTURE</b>		
3.1	Soil Classification	51
3.2	Land Utilisation	52
3.3	Area and Production of Crops	54
3.4	Agricultural Machinery and Implements	54
3.5	Number and Area of Operational Land Holdings	55
3.6	Consumption of Chemical Fertilizers and Pesticides	56
3.7	Regulated Markets	56
3.8	Crop Insurance Scheme	57
3.9	Sericulture	58
<b>4.IRRIGATION</b>		
4.1	Sources of water supply with Command Area – Block wise	61
4.2	Actual Area Irrigated (Net and Gross) by Source	62
4.3	Area Irrigated by Crops	43
4.4	Details of Dams, Tanks, Wells and Bore wells	64
<b>5.ANIMAL HUSBANDRY</b>		
5.1	Livestock Population	66
5.2	Veterinary Institutions and Animals treated – Block wise	67
5.3	Number of Veterinary Hospitals	68
5.4	Diary Development	68
5.5	Poultry Development	69
5.6	Fisheries Development and Production	70
<b>6.BANKING AND INSURANCE</b>		
6.1	Number of Commercial Banks	72
6.2	Insurance Schemes	72
<b>7.CO-OPERATION</b>		
7.1	Co-Operative Societies	74

<b>8.CIVIL SUPPLIES</b>		
<b>8.1</b>	<b>Number of Fair Price Shops</b>	<b>76</b>
<b>8.2</b>	<b>Quantum of Essential Commodities distributed and their retail prices</b>	<b>77</b>
<b>8.3</b>	<b>Number of Ration Cards (Rural and Urban)</b>	<b>77</b>
<b>8.4</b>	<b>Quantity Supplied</b>	<b>78</b>
<b>8.5</b>	<b>Number of LPG Connections</b>	<b>78</b>
<b>8.6</b>	<b>Number of persons waiting for LPG connections</b>	<b>78</b>
<b>9.COMMUNICATIONS</b>		
<b>9.1</b>	<b>Post-Offices doing Postal business only</b>	<b>80</b>
<b>9.2</b>	<b>Number Of Telephone Exchanges, Capacity And Number In Use</b>	<b>81</b>
<b>9.3</b>	<b>Number of PCOs attached to each exchange</b>	<b>81</b>
<b>9.4</b>	<b>Number of persons waiting for Phone connections</b>	<b>81</b>
<b>10.ELECTRICITY</b>		
<b>10.1</b>	<b>Number of Power Stations</b>	<b>83</b>
<b>10.2</b>	<b>Quantum of power Purchased</b>	<b>83</b>
<b>10.3</b>	<b>Power Consumption Sector-wise</b>	<b>84</b>
<b>10.4</b>	<b>Peak Demand and Energy Output</b>	<b>84</b>
<b>10.5</b>	<b>Revenue from Electric Schemes and Cost per unit</b>	<b>84</b>
<b>10.6</b>	<b>Transmission and Distribution of Electricity</b>	<b>85</b>
<b>10.7</b>	<b>Rural Electrification</b>	<b>85</b>
<b>10.8</b>	<b>Capacity of Transformers</b>	<b>86</b>
<b>10.9</b>	<b>Name and address of fault report offices</b>	<b>87</b>
<b>11.EDUCATION</b>		
<b>11.1</b>	<b>Universities, Students and Teachers and Courses offered</b>	<b>89</b>
<b>11.2</b>	<b>Colleges for General Education, Students and Teachers</b>	<b>89</b>
<b>11.3</b>	<b>Colleges for Professional Education, Students and Teachers</b>	<b>90</b>
<b>11.4</b>	<b>Colleges for Special Education, Students and Teachers</b>	<b>91</b>
<b>11.5</b>	<b>Schools for General Education, Students and Teachers</b>	<b>91</b>
<b>11.6</b>	<b>Schools for Professional Education, Students and Teachers</b>	<b>92</b>
<b>11.7</b>	<b>Schools for Special Education, Students and Teachers</b>	<b>92</b>
<b>11.8</b>	<b>Institutions for Other Professional Education, Students and Teachers</b>	<b>93</b>
<b>11.9</b>	<b>Computer Training Centres</b>	<b>93</b>
<b>11.10</b>	<b>Hostels and Inmates by Community</b>	<b>94</b>
<b>11.11</b>	<b>Scholarships to Students by community</b>	<b>94</b>
<b>12.FISHERIES</b>		
<b>12.1</b>	<b>Fisheries Development</b>	<b>96</b>
<b>12.2</b>	<b>Estimated MF Production / Inland Production</b>	<b>96</b>
<b>12.3</b>	<b>Number of Families engaged in Fishing</b>	<b>97</b>
<b>13.HANDLOOM</b>		
<b>13.1</b>	<b>Number of Focal Centres with Location details</b>	<b>99</b>
<b>13.2</b>	<b>Number of Societies and Variety-wise Production</b>	<b>100</b>
<b>13.3</b>	<b>Number of Power Looms and Number of Employees working</b>	<b>100</b>
<b>13.4</b>	<b>Number of Families engaged</b>	<b>100</b>

<b>14.HANDICRAFTS</b>		
14.1	Name and Addresses of Handicrafts	102
14.2	Articles available in the Handicrafts	103
14.3	Value of Articles produced and Value of Articles Sold	103
14.4	Number of Families engaged in Handicrafts	104
<b>15.HEALTH &amp; FAMILY WELFARE</b>		
15.1	Hospitals, Dispensaries, Bed Strength, Doctors and Nurses	106
15.2	Number of allied Pathological Units available	106
15.3	Disease-wise Patients treated	107
15.4	Distribution of Medical Personnel	108
15.5	Progress of Family Welfare Programmes	108
<b>16. HOUSING</b>		
16.1	Plans sanctioned, Building completed under Private Sector	110
16.2	Plans sanctioned, Building completed under Public Sector	110
16.3	Amount invested in Housing and Building activity under Public Sector	110
16.4	Construction Activity of Tamil Nadu Housing Board	111
16.5	Construction Activity of Tamil Nadu Slum Clearance Board	111
16.6	Index Number of Building Construction Cost in Urban Centres	111
16.7	Labour Charges of Construction Workers	111
<b>17.INDUSTRIES</b>		
17.1	Results of ASI	113
17.2	Estimates of Value of Output and Value Added by Manufacturing by Industries based on ASI	113
17.3	Industrial production	114
17.4	Production and Value of Major Minerals in the District	114
17.5	Production of Handloom Cloth	114
17.6	Small Scale Industries	115
17.7	Khadi and Village Industries	116
17.8	Number of Printing presses	116
17.9	Number of photocopy (Xerox) centres	117
<b>18.FACTORIES</b>		
18.1	Registered and Working Factories	119
18.2	Employment in Working Factories	119
18.3	Trade Unions, Industrial Disputes by Strikes, Lockouts and Gheraos	119
<b>19.LOCAL BODIES</b>		
19.1	Municipal Bodies Area and Population by Grades	120
19.2	Municipal Bodies by Taluks	120
19.3	Panchayat Union, Villages / Town Panchayats	120
19.4	Revenue Divisions, Taluks, Firkas and Revenue villages	121
19.5	Tax Collected by Corporation / Municipality / Panchayat Union/ Town Panchayat/ Village Panchayat	121
19.6	Rural Development Activities	121

<b>20.LABOUR AND EMPLOYMENT</b>		
	Number of Persons registered during the year and Total	
20.1	Number of Persons waiting up to the end of the year as per Live Register	123
20.2	Number of Placement during and up to the end of the year	123
<b>21.LEGAL SERVICE</b>		
21.1	Judicial Division and Original Jurisdiction	125
21.2	Results of Civil and Criminal cases in the Court of Original Jurisdiction, Civil Suits Regular	132
21.3	Nature of free Legal Services available and Number of Beneficiaries, Number of cases disposed of in Lok Adalath during the year	133
21.4	Number of Advocates practicing in Courts	133
<b>22.LIBRARIES</b>		
22.1	List of Head and Branch Libraries in the District with details of members, books available and readers	134
22.2	Number of Reading Rooms - Part time Libraries	138
<b>23.MINING &amp; QUARRYING</b>		
23.1	Number of Mining and Quarrying units in the District	139
23.2	Classification –wise production during the year	139
<b>24. MANUFACTURING SECTOR</b>		
24.1	Number of Food and allied manufacturing units in the district	140
24.2	Number of Non-Food manufacturing units in the district	140
<b>25.MEDICAL SERVICES</b>		
25.1	Number of Medical Colleges in the district with Students and Teachers	141
25.2	Number of College of Pharmacy with Students and Teachers	141
25.3	Number of Medical Stores in the District – Category wise	141
25.4	Number of Veterinary Colleges with Students and Teachers	141
<b>26.MOTOR VEHICLES</b>		
26.1	Number of Motor Vehicles (Category-wise) Registered during the year and up to the end of the year	142
26.2	Number of Motor Vehicles (Category-wise) available for hire purpose during the year and up to the end of the year	143
26.3	Number of Persons issued with Driving Licenses	143
<b>27.NON- CONVENTIONAL ENERGY GENERATON</b>		
27.1	Number of Solar Energy generating units in the district with Production Area	143
27.2	Number of Wind Mills, Generating units with production data	143
<b>28.POLICE AND PRISIONS</b>		
28.1	Police Force	145
28.2	Cognizable Offences under Indian Penal Code	146
28.3	Prisons and Convicts	139
28.4	Number of Cases Registers under PCR./ SC & ST Act	140
28.5	Number of Cases Registered against Woman Harassment and Dowry	140

<b>29.PUBLIC HEALTH</b>		
29.1	Public Health and Medical Services rendered by Organisations and individual	148
29.2	Number of Primary Health Centres with Sub-Centre	148
<b>30.PRINTING AND PUBLICATION</b>		
30.1	Number of News papers, Weekly Magazines, Monthly Magazine etc., Published	149
30.2	Number of Publishers in the district other than Newspapers and Magazines	149
30.3	Number of Printing Presses in the district	149
<b>31.PRICE INDICES</b>		
31.1	Index Numbers of Wholesale Prices of Tamil Nadu	150
31.2	Consumer Price Index Numbers for Industrial Workers	151
31.3	All India Consumer Price Index Numbers for Industrial workers	151
31.4	Time Series Data of Consumer Price Index Numbers for Industrial Workers	152
31.5	Annual Average of Consumer Price Index Numbers for Industrial Workers	152
<b>32.QUALITY CONTROL</b>		
32.1	List of Industrial / Establishment Units having Quality Control Facilities and the products subjected to Quality Control	153
<b>33.REGISTRATION</b>		
33.1	Number of Registration Offices in the district	155
33.2	Registration and Aggregate Value of properties transferred during the year	155
<b>34.REPAIR AND SERVICE</b>		
34.1	Authorised Automobile Repair and Service Stations	156
34.2	Authorised Electrical and Electronic goods Repair and Services Units	156
<b>35. RESTAURANTS AND HOTELS</b>		
35.1	Restaurants, Cafes and Other Eating and Drinking Places	157
35.2	Details of Hotels	157
<b>36.RECREATION AND CULTURAL SERVICES</b>		
36.1	List of Cinema Theatres and their Capacities	160
36.2	List of Clubs and Associations	161
36.3	List of Motion Picture Distributors and Projection	162
<b>37.SOCIAL WELFARE</b>		
37.1	Puratchi Thalaivar MGR Nutritious Meals Programme Centres	163
37.2	Number of Beneficiaries under Puratchi Thalaivar MGR Nutritious Meals Programme	163



37.3	Number of Beneficiaries under free supply of Text Books and uniforms	163
37.4	Number of Beneficiaries under Old Age Pension Scheme	164
37.5	Free Houses Sites distributed to Communities	164
37.6	Implementation of Relief Measures and Pension Schemes	165
<b>38.SANITARY SERVICES</b>		
38.1	Number of Sanitary Workers engaged in Sanitation, Garbage, And Sewage disposal and other particulars	165
38.2	Number of Vehicles engaged in the Sanitary services	166
<b>39.SCIENTIFIC AND RESEARCH SERVICES</b>		
39.1	Institutions and Laboratories engaged in Research Work	166
<b>40.STORAGE FACILITIES</b>		
40.1	Number of Agricultural and Non-Agricultural Storage Godowns	167
40.2	List of Cold Storage God owns	168
<b>41.TEXTILES</b>		
41.1	Number of Ginning, Spinning and Weaving Mills in the District	170
41.2	Quantum of Production during the year	170
<b>42.TRADE AND COMMERCE</b>		
42.1	Number of Major and Minor Trade and Commercial Estate in the district	170
<b>43.TRANSPORT</b>		
43.1	Length of Roads	173
43.2	Road Accidents	173
43.3	Registered Motor Vehicles	174
43.4	Transport Corporation	175
43.5	Select Indicators of overall performances of State Transport Corporation	175
43.6	Railway Lines and Stations	176
43.7	Port Development	176
43.8	Airports	176
43.9	Private Transport	179
<b>44.TOURISM</b>		
44.1	Places of Tourist Attraction	185
44.2	List of Places of Worship	185
44.3	List of Hotels and Restaurants	185
44.4	List of Travel Agents	186

<b>45. VITAL STATISTICS</b>		
<b>45.1</b>	<b>Births and Deaths registered in the District</b>	<b>188</b>
<b>45.2</b>	<b>Birth, Death and Mortality rates in the District</b>	<b>188</b>
<b>45.3</b>	<b>Death by Causes</b>	<b>188</b>
<b>46. VOLUNTARY SERVICES</b>		
<b>46.1</b>	<b>List of Voluntary Services available in the district for the development of Rural and Urban Population</b>	<b>189</b>
<b>47. WATER WORK AND SUPPLY</b>		
<b>47.1</b>	<b>Number of Schemes Operated in the District</b>	<b>193</b>
<b>47.2</b>	<b>Number of Workers engaged in the Water Works and Supply</b>	<b>193</b>
<b>47.3</b>	<b>Number of House connections, fountains</b>	<b>194</b>
	<b>CES / PMFBY Crop Cutting Experiments Inspection</b>	<b>195</b>
	<b>Tourist Places Of Attraction In Salem District</b>	<b>198</b>
	<b>Details of Dams and Reservoirs in Salem District</b>	<b>201</b>
	<b>Train Schedule</b>	<b>208</b>

## SALEM DISTRICT -SOCIO ECONOMIC INDICATORS 2019-20

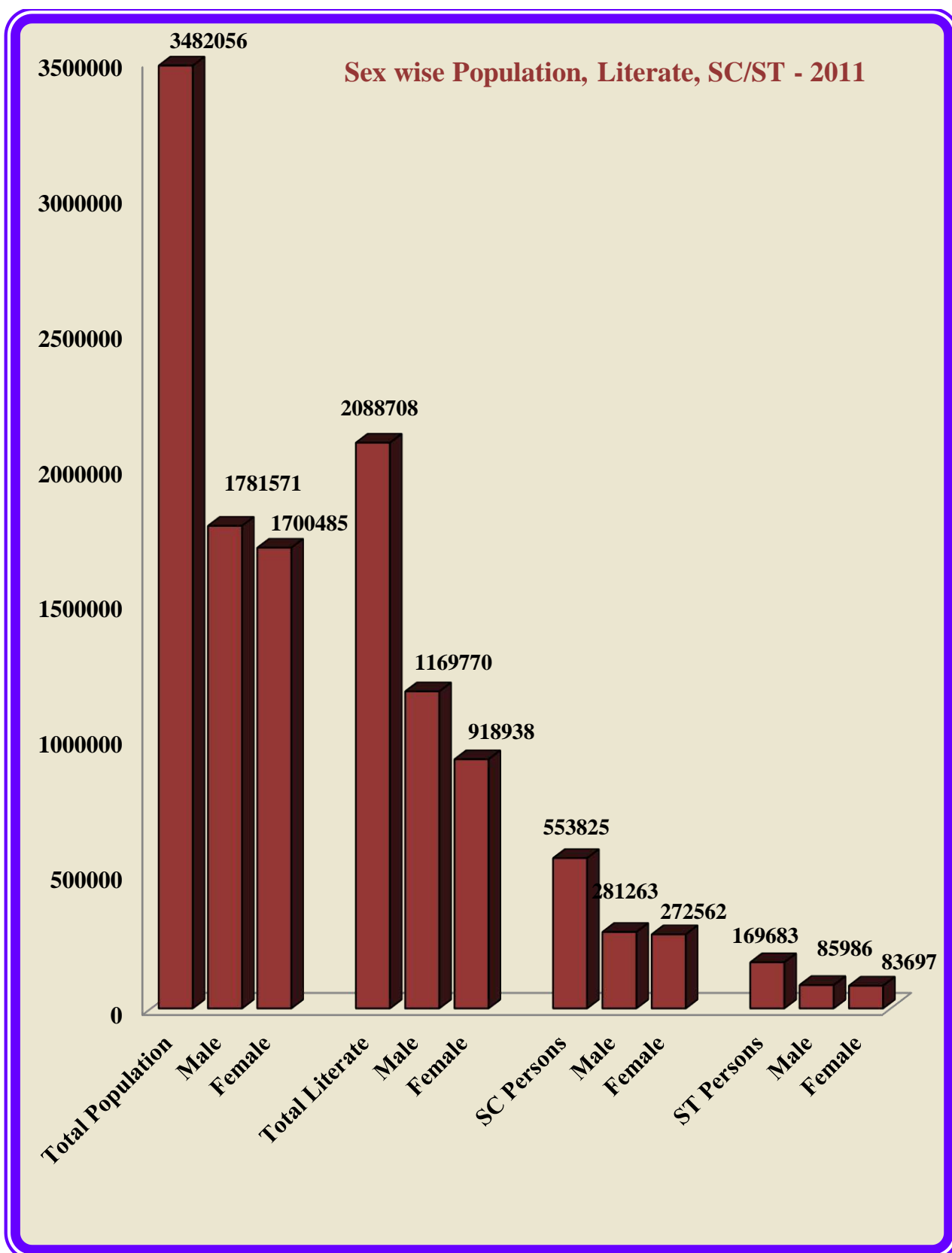
1	Density of population per sq.km (as per census 2011)	665
2	% of Urban Population to total population (census 2011)	50.95
3	Sex Ratio (Number of females per 1000 of males)- 9census 2011)	954
4	% of Scheduled castes to total population (census 2011)	16.7
5	% of Scheduled tribes to total population(census 2011)	3.4
6	% of Literates among male population (census 2011)	80.24
7	% of Literates among female population (census 2011)	65.15
8	% of workers to total population (census 2011)	48.65
9	% of female workers to total population (census 2011)	15.46
10	% of Agriculture workers to total population (census 2011)	18.47
11	% of Net Area sown to Total Geographical Area	38.13
12	% of Area sown more than once to Net Area Sown	48.60
13	% of Net Area Irrigated to Net Area sown	39.63
14	% of Gross Area Irrigated to Gross Area sown	63.87
15	Per Capita Net Area sown (Hectare)	0.056
16	Bovine Population per square km	328
17	Workers in registered factories per lakh of population	439
18	Percentage of villages electrified	99.39
19	Per Capita annual consumption of E.B for domestic purpose(units)	336.63
20	Percentage of consumption of electricity by purpose	
	a. Domestic	84.42
	b. Commercial	19.37
	c. Industries	36.42
	d. Public lighting & Public works	9.09
	e. Agriculture	1.28
	f. Others	43.80
21	Length of Railway line per 1000 sq.km of area	39
22	Length of Surfaced roads per 1000 sq.km of area	2189
23	Number of Post Offices per lakh of population	10
24	Number of Public Call Offices per lakh of population	273
25	Number of Primary schools per lakh of population	41
26	Number of Middle schools per lakh of Population	12
27	Number of High schools per lakh of population	7
28	Number of Higher Sec. Schools per lakh of population	10
29	Number of Hospital beds per lakh of population	64
30	Number of Libraries per lakh of population	5

## 1. AREA AND POPULATION

### 1.1 SALIENT FEATURES OF 2011 CENSUS - BLOCK WISE

Name of the Block	Area (Sq.K.m)	Population			Scheduled Castes			Scheduled Tribes			Literate		
		Persons	Male	Female	Persons	Male	Female	Persons	Male	Female	Persons	Male	Female
Salem	131.47	934400	471394	463006	118458	59290	59168	1593	804	789	700368	374229	326139
Veerapandi	130.59	153341	79404	73937	15921	8041	7880	293	148	145	97398	56215	41183
Panamarathupatti	115.75	115278	58567	56711	24598	12394	12204	6619	3321	3298	72341	41090	31251
Ayothiyapattanam	229.41	158089	79967	78122	15977	8234	7743	44035	22133	21902	9359	4695	4664
Valapadi	185.5	107047	54062	52985	25758	12935	12823	4871	2523	2348	70076	39087	30989
Yercaud	382.67	41869	21070	20799	5492	2669	2823	28118	14159	13959	22882	13162	9720
Penthanaickenpalayam	534.77	135104	67829	67275	27025	13426	13599	35465	17884	17581	80025	44910	35115
Attur	325.01	183838	92177	91661	42647	21408	21239	4932	2501	2431	128095	69956	58139
Thalaivasal	407.48	146650	74329	72321	45375	22828	22547	1263	685	578	94786	54048	40738
Gangavalli	272.203	126659	63424	63235	28607	14328	14279	10424	5293	5131	81957	45270	36687
Mecheri	195.7	124471	65808	58663	15794	8267	7527	63	37	26	76579	45719	30860
Kolathur	361.36	142019	72773	69246	24624	12341	12283	9362	4812	4550	90980	51713	39267
Nangavalli	220.09	153397	79866	73531	13974	7172	6802	78	39	39	98367	56576	41791
Omalar	205.23	221683	115654	106029	52941	27513	25428	369	175	194	138704	80670	58034
Tharamangalam	116.94	134840	71250	63590	8460	4374	4086	19	9	10	74432	44283	30149
Kadayampatty	237.97	137832	72018	65814	29045	15200	13845	5205	2738	2467	80768	47945	32823
Sankari	273.28	138369	70892	67477	27755	14315	13440	48	27	21	86425	49782	36643
Magudenchavadi	125.55	103414	54358	49056	10214	5491	4723	7245	3771	3474	1001	530	471
Edappady	198.89	146591	76160	70431	13282	6803	6479	205	73	132	84083	49854	34229
Konganaopuram	119.27	77165	40569	36596	7878	4234	3644	9476	4854	4622	82	36	46
<b>Total</b>	<b>4769.133</b>	<b>3482056</b>	<b>1781571</b>	<b>1700485</b>	<b>553825</b>	<b>281263</b>	<b>272562</b>	<b>169683</b>	<b>85986</b>	<b>83697</b>	<b>2088708</b>	<b>1169770</b>	<b>918938</b>

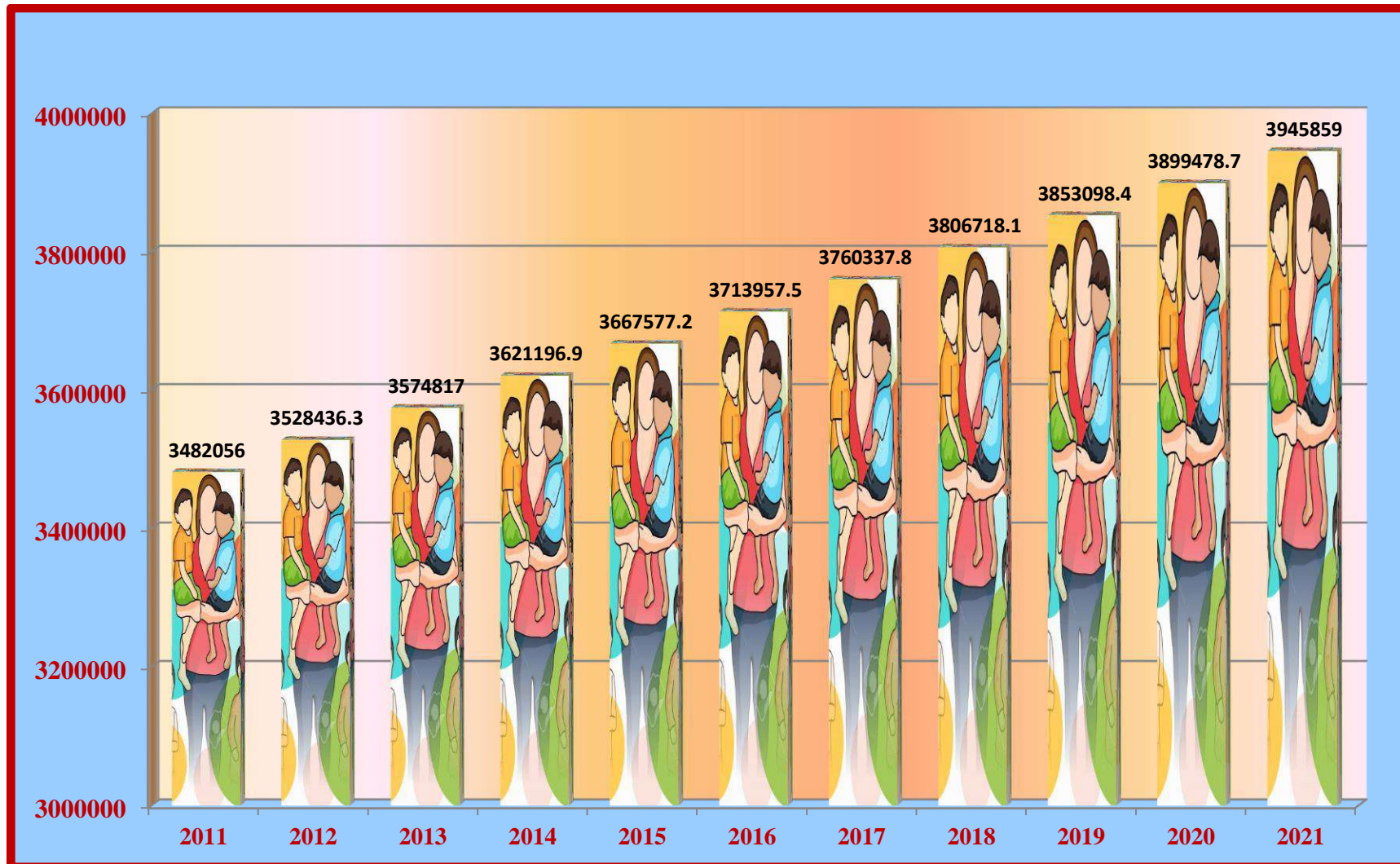
## AREA AND POPULATION



## 1.2 BLOCK WISE PROJECTED POPULATION FROM 2011 TO 2021

Name of the Block	Area (Sq.K.m)	2011	2012	2013	2014	2015	2016	2017	2018	2019	2020	2021
Salem	131.47	934400	955462	969204	985308	1001411	1017515	1033618	1049721	1065825	1081928	1098032
Veerapandi	130.59	153341	155398	157493	159576	161659	163742	165825	167908	169991	172074	172074
Panamarathupatti	115.75	115278	111173	114888	116081	117273	118466	119658	120851	122043	123236	123236
Ayothiyapattanam	229.41	158089	157719	160772	162722	164671	166620	168569	170518	172467	174416	174416
Valapadi	185.5	107047	108475	109343	110392	111441	112490	113539	114588	115637	116686	116686
Yercaud	382.67	41869	42969	42923	43246	43569	43892	44216	44539	44862	45186	45186
Penthanaickenpalayam	534.77	135104	135457	137574	139122	140670	142218	143766	145314	146862	148410	148410
Attur	325.01	183838	185256	187055	188731	190407	192083	193760	195436	197112	198788	198788
Thalaivasal	407.48	146650	147250	149251	150800	152348	153897	155446	156995	158544	160092	160092
Gangavalli	272.203	126659	127768	128700	129689	130678	131667	132656	133645	134634	135623	135623
Mecheri	195.7	124471	126849	128109	129729	131349	132970	134590	136211	137831	139451	139451
Kolathur	361.36	142019	144447	144783	145793	146804	147814	148825	149836	150846	151857	151857
Nangavalli	220.09	153397	156302	157452	159169	160885	162601	164317	166034	167750	169466	169466
Omalar	205.23	221683	223292	227764	231312	234861	238409	241957	245506	249054	252602	252602
Tharamangalam	116.94	134840	134911	139381	142432	145483	148534	151585	154636	157687	160737	160737
Kadayampatty	237.97	137832	138692	141179	143141	145103	147065	149027	150989	152951	154913	154913
Sankari	273.28	138369	140714	140945	141858	142771	143685	144598	145511	146424	147337	147337
Magudenchavadi	125.55	103414	105877	106254	107305	108355	109405	110455	111505	112556	113606	113606
Edappady	198.89	146591	148534	150477	152420	154363	156307	158250	160193	162136	164079	164079
Konganaopuram	119.27	77165	78261	79358	80454	81550	82647	83743	84839	85935	87032	87032
<b>Total</b>	<b>4769.133</b>	<b>3482056</b>	<b>3528436</b>	<b>3574817</b>	<b>3621197</b>	<b>3667577</b>	<b>3713958</b>	<b>3760338</b>	<b>3806718</b>	<b>3853098</b>	<b>3899479</b>	<b>3945859</b>

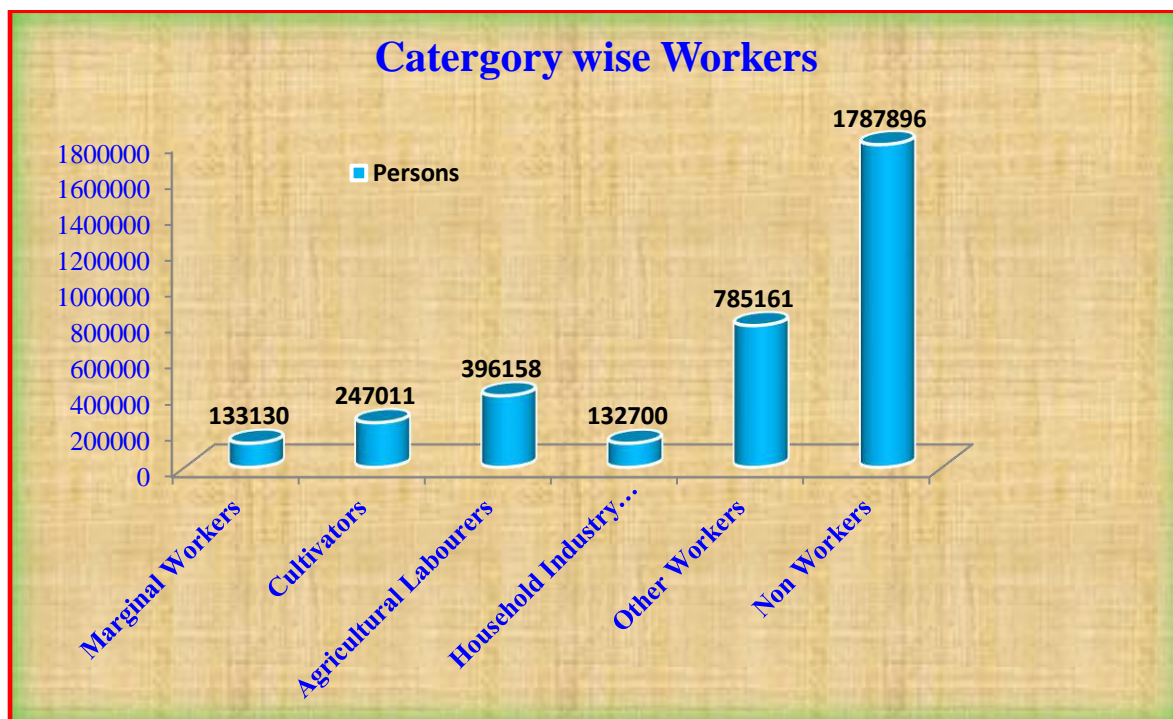
## Projected Population from 2012 to 2021



### 1.3 POPULATION BY BROAD INDUSTRIAL CATEGORIES OF WORKERS

Sl. No	Industrial Category	Salem District		Tamil Nadu	
		Persons	% to total workers	Persons	% to total workers
1	Marginal Workers	133130	4.1	4942500	6.85
<b>Main Workers</b>					
	a. Cultivators	247011	7.6	4248457	5.89
	b. Agricultural Labourers	396158	12.2	9606547	13.31
	c. Household Industry Manufacturing, Processing, Serviceing and Repairs	132700	4.1	1364893	1.89
	d. Other Workers	785161	24.1	17664784	24.48
2	Non Workers	1787896	51.3	39262329	54.43
	<b>Total Population</b>	<b>3482056</b>	<b>100</b>	<b>72147030</b>	<b>100</b>

Source: Census of India 2011

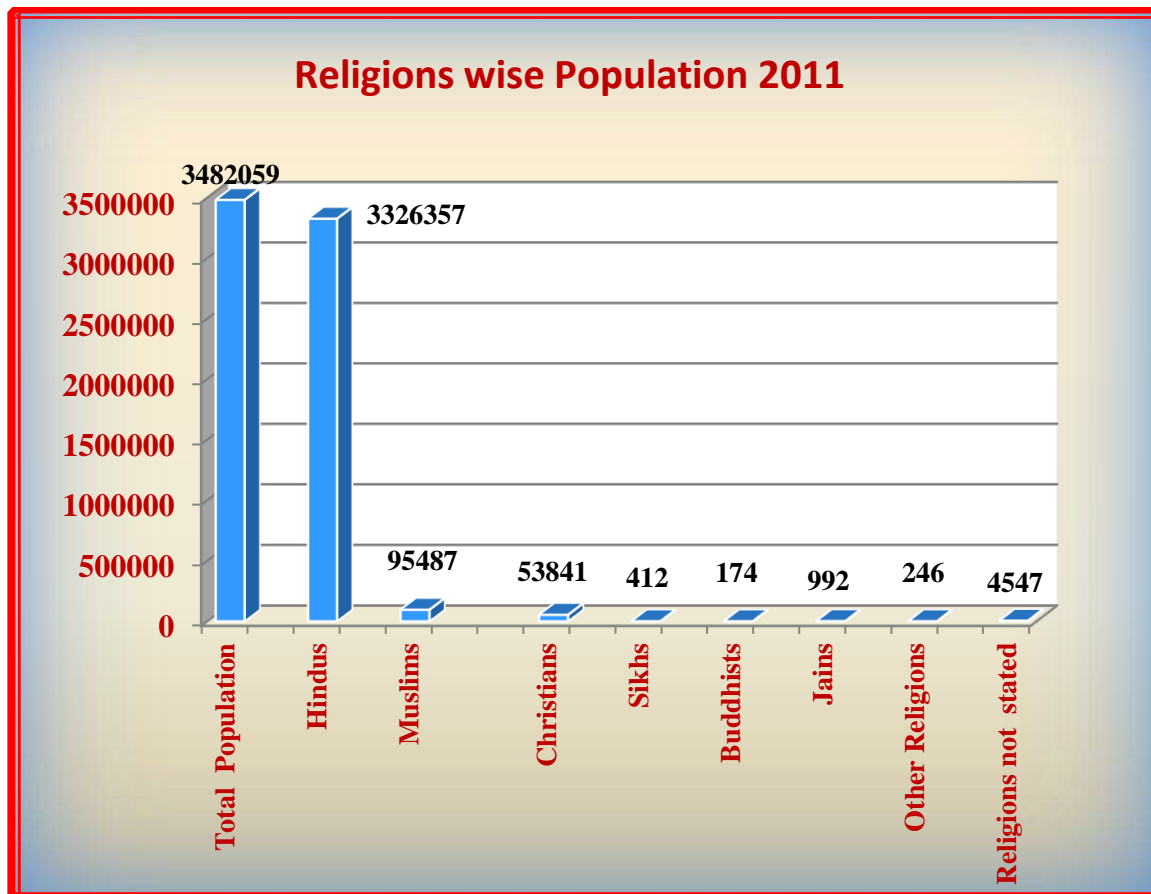




### 1.4 POPULATION BY RELIGION

Sl. No	Religion	Persons in the District	Persons in Tamil Nadu	Persons in India	Percentage(%) to the total population		
					in the District	Tamil Nadu	All India
1	2	3	4	5	6	7	8
1	Hindus	3326357	63188168	966257353	95.53	87.58	79.80
2	Muslims	95487	4229479	172245158	2.74	5.86	14.23
3	Christians	53841	4418331	27819588	1.55	6.12	2.30
4	Sikhs	412	14601	20833116	0.01	0.02	1.72
5	Buddhists	174	11186	8442972	0.00	0.02	0.70
6	Jains	992	89265	4451753	0.03	0.12	0.37
7	Other Religions	246	7414	7937734	0.01	0.01	0.66
8	Religions not stated	4547	188586	2867303	0.13	0.26	0.24
<b>Total Population</b>		<b>3482059</b>	<b>72147030</b>	<b>1210854977</b>	<b>100.0</b>	<b>100.0</b>	<b>100.0</b>

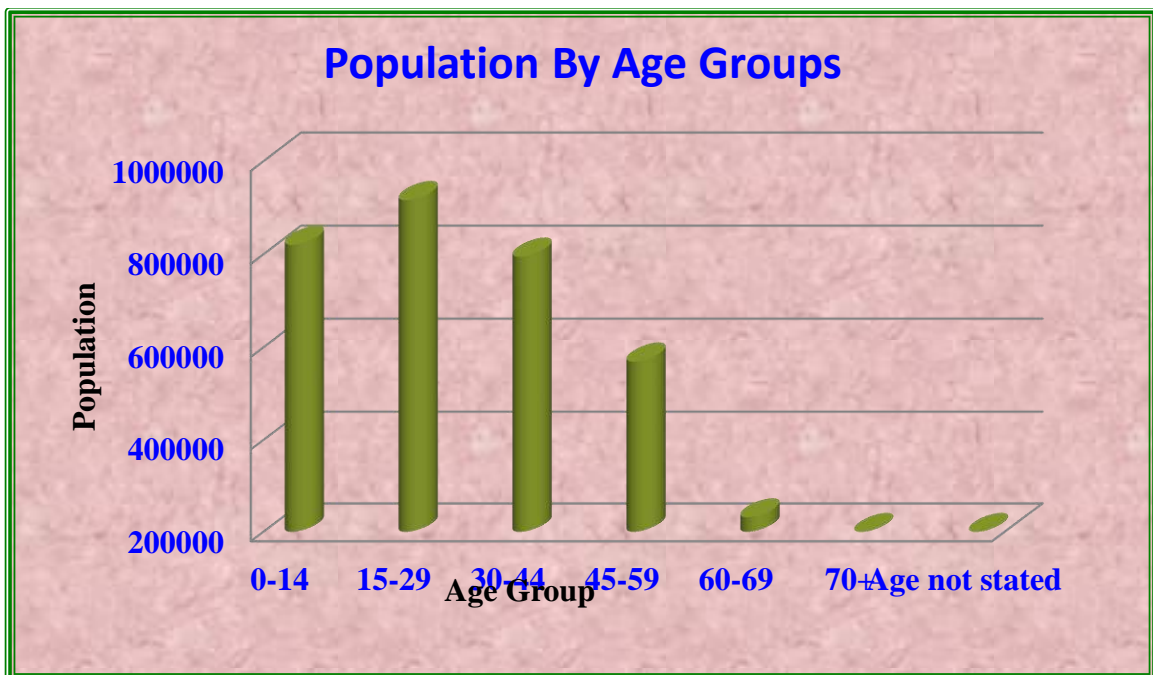
*Source: Census of India 2011*



### 1.5. POPULATION BY AGE GROUPS

Sl.No	Age Groups	Persons in District(in'00')	Persons in Tamil Nadu(in '00')	Percent to total in	
				District	Tamil Nadu
1	0-14	820594	17007503	23.57	23.57
2	15-29	916751	19329081	26.33	26.79
3	30-44	794926	16716225	22.83	23.17
4	45-59	569407	11517658	16.35	15.96
5	60-69	231635	4650978	6.65	6.45
6	70+	146805	2858780	4.22	3.96
7	Age not stated	1938	66805	0.06	0.09
<b>Total Population</b>		<b>3482056</b>	<b>72147030</b>	<b>100.0</b>	<b>100.0</b>

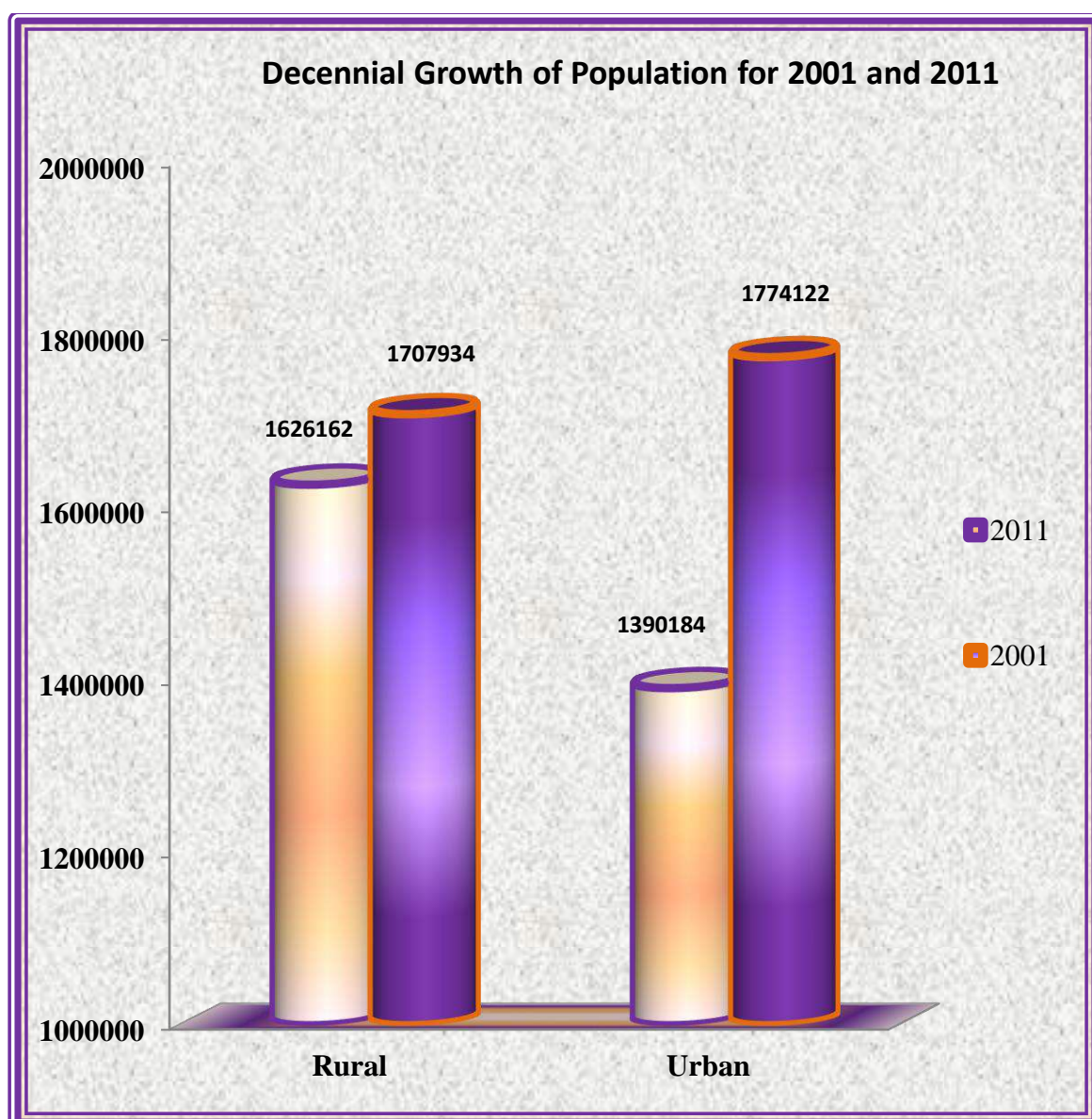
Source: Census of India 2011



## 1.6 POPULATION OF THE DISTRICT DECENNIAL GROWTH

<i>Region</i>	<b>2001</b>	<b>2011</b>	<b>Percentage Variation Since Previous Census</b>
<b>Rural</b>	<b>1626162</b>	<b>1707934</b>	<b>5.0</b>
<b>Urban</b>	<b>1390184</b>	<b>1774122</b>	<b>27.6</b>
<i>Total</i>	<b>3016346</b>	<b>3482056</b>	<i>15.4</i>

*Source: Census of India 2001 & 2011*



### 1.7. SALIENT FEATURES OF 2011 CENSUS – BLOCK AND MUNICIPALITY WISE

Sl. No	Name of the Block/ Municipality	Density per Sq.Km.	Females per 1000 males	Increase in population since 2001 in %	Urban Population %	Rural Population %	Literacy rate among		S.C. Population in %	S.T. Population in %
							Male (%)	Female (%)		
1	Salem	3026	983	30.7	93.37	6.63	69.76	61.19	12.5%	0.2%
2	Veerapandy	828	933	18.5	33.3	66.7	60.14	45.44	11.4%	0.2%
3	Panaimarathupatty	635	968	9.8	43.7	56.3	60.04	45.29	21.3%	5.7%
4	Ayothiyapattinam	598	977	7.4	7.2	92.8	61.19	47.32	27.8%	6.1%
5	Valappady	520	981	14.3	26.0	74.1	61.57	48.41	24.2%	4.4%
6	Yercaud	102	987	20.2	-	100	50.99	36.01	13.1%	67.2%
7	Athur	496	993	10.4	51.1	48.9	54.89	41.64	20.0%	26.5%
8	Pethanaickan palayam	223	994	9.5	22.2	77.8	65.55	54.03	23.2%	2.7%
9	Gangavalli	285	973	9.8	45.0	55.0	62.34	47.11	30.9%	0.9%
10	Thalaivasal	323	997	9.6	8.1	91.9	60.62	48.34	22.7%	8.2%
11	Omalur	912	891	17.2	14.7	85.3	59.41	42.70	12.7%	0.1%
12	Kadaiyampatty	341	952	14.5	8.1	91.9	62.08	48.05	17.3%	6.6%
13	Tharamangalam	867	921	20.8	21.6	78.4	60.74	46.99	9.1%	0.1%
14	Mecheri	555	917	21.8	18.8	81.2	59.82	44.82	23.9%	0.2%
15	Nangavalli	622	892	19.4	57.9	42.1	51.29	36.61	6.3%	0.0%
16	Kolathur	367	914	13.9	48.1	51.9	56.08	39.18	21.1%	3.8%
17	Sankagiri	434	947	15.5	38.0	62.0	61.07	45.60	19.4%	0.2%
18	Magudanchavadi	742	906	21.5	31.6	68.4	58.33	41.95	7.0%	0.8%
19	Edapady	639	923	11.7	45.5	54.5	55.57	38.62	9.1%	0.1%
20	Konganapuram	555	905	16.4	12.2	87.8	54.40	36.12	12.5%	0.1%
<i>Salem District</i>		<i>494</i>	<i>929</i>	<i>17.2</i>	<i>46.1</i>	<i>53.9</i>	<i>74.4</i>	<i>55.2</i>	<i>15.9</i>	<i>3.4</i>

*Source: Census of India 2011*

**1.8. CATEGORY WISE COMPARATIVE POPULATION FOR 2011 AND 2001  
CENSUS**

Description	Salem		Tamil Nadu	
	2001	2011	2001	2011
<b>Actual Population</b>	<b>30,16,346</b>	<b>3482056</b>	<b>62405679</b>	<b>72138958</b>
<b>Male</b>	<b>15,63,633</b>	<b>1781571</b>	<b>31400909</b>	<b>36158871</b>
<b>Female</b>	<b>14,52,713</b>	<b>1700485</b>	<b>31004770</b>	<b>35980087</b>
<b>Population Growth</b>	<b>17.2</b>	<b>15.44</b>	<b>11.7</b>	<b>15.6</b>
<b>Area Sq. KM</b>	<b>5220</b>	<b>5237</b>	<b>130058</b>	<b>130060</b>
<b>Density/km2</b>	<b>575</b>	<b>665</b>	<b>480</b>	<b>555</b>
<b>Sex Ration (Per 1000)</b>	<b>929</b>	<b>954</b>	<b>987</b>	<b>996</b>
<b>Child Sex Ratio (0-6 Age)</b>	<b>851</b>	<b>916</b>	<b>942</b>	<b>916</b>
<b>Literates</b>	<b>1734442</b>	<b>2311715</b>	<b>40524545</b>	<b>52413116</b>
<b>Male Literates</b>	<b>1021772</b>	<b>1300874</b>	<b>22809662</b>	<b>28314595</b>
<b>Female Literates</b>	<b>712670</b>	<b>1010841</b>	<b>17714883</b>	<b>24098521</b>
<b>Average Literacy</b>	<b>65.1</b>	<b>72.9</b>	<b>73.5</b>	<b>80.1</b>
<b>Male Literacy</b>	<b>74.4</b>	<b>80.2</b>	<b>82.4</b>	<b>86.8</b>
<b>Female Literacy</b>	<b>55.2</b>	<b>65.2</b>	<b>64.4</b>	<b>73.4</b>
<b>Total Child Population (0-6 Age)</b>	<b>351859</b>	<b>323102</b>	<b>7235160</b>	<b>6894821</b>
<b>Male Child Population (0-6 Age)</b>	<b>190129</b>	<b>168560</b>	<b>3725616</b>	<b>3542351</b>
<b>Female Child Population (0-6 Age)</b>	<b>161730</b>	<b>154542</b>	<b>3509544</b>	<b>3352470</b>

*Source: Census of India 2011*

## 2. CLIMATE AND RAINFALL

### 2.1. TEMPERATURE AT SELECTED STATIONS (CELSIUS)

Name of the Station: Salem				Year: 2019-20		
Months	Mean Maximum		Mean Minimum		Humidity %	
	Normal	Actual	Normal	Actual	8.30 hrs.	17.30 hrs
April'19	36.9	39.3	25.1	26.4	71	38
May'19	36.8	39.2	25.5	27.0	70	46
June'19	34.9	36.9	24.4	26.3	73	44
July'19	33.4	35.4	23.6	24.9	75	50
August'19	33.2	33.4	23.4	24.1	81	59
September' 19	33.1	33.1	23.3	24.0	84	63
October'19	31.9	32.0	22.8	24.0	83	70
November'19	30.5	31.5	21.2	23.3	81	62
Dec'19	30.1	30.1	19.6	21.6	80	60
Jan'20	31.1	32.9	19.2	21.2	79	43
Feb'20	33.7	34.4	20.2	19.8	72	38
Mar'20	33.7	37.3	22.5	23.5	72	33

Source : Indian Meteorological Department

## 2.2. MONTHLY RAINFALL DATA -STATION WISE – YEAR - 2019-20

Station	Salem		Yercaud		Athur		Thammampatty		Mettur dam	
	Normal	Actual	Normal	Actual	Normal	Actual	Normal	Actual	Normal	Actual
<b>SOUTH WEST MONSOON</b>										
<b>Jun'19</b>	55.6	167.9	126.4	118.4	56.1	19.6	24.7	50.2	19.4	96.4
<b>Jul'19</b>	91.5	105.7	178.3	103.4	48.9	121.6	45.6	45.8	35.9	21.2
<b>Aug'19</b>	181.2	200.8	229.2	325.8	142.1	92.4	93.0	47.2	82.5	199.4
<b>Sep'19</b>	114.1	257.7	221.4	380.4	116.2	340.6	84.7	244.6	76.2	329.3
<b>Total</b>	<b>442.4</b>	<b>732.1</b>	<b>755.3</b>	<b>928.0</b>	<b>363.3</b>	<b>574.2</b>	<b>248.0</b>	<b>387.8</b>	<b>214.0</b>	<b>646.3</b>
<b>NORTH EAST MONSOON</b>										
<b>Oct'19</b>	201.6	192.0	224	269.8	154	112.2	159.2	164.2	101.2	245.0
<b>Nov'19</b>	120.3	129.8	225.4	107.0	188.2	160.4	220.6	95.5	85.8	96.0
<b>Dec'19</b>	36.9	16.2	72.7	55.6	61.7	133.4	77.2	116.0	9.4	22.2
<b>Total</b>	<b>358.8</b>	<b>338.0</b>	<b>522.1</b>	<b>432.4</b>	<b>403.9</b>	<b>406.0</b>	<b>457</b>	<b>375.7</b>	<b>196.4</b>	<b>363.2</b>
<b>WINTER PERIOD</b>										
<b>Jan'20</b>	0.9	0	2.3	3.2	1.5	1.2	4.4	10.6	0.1	1.2
<b>Feb'20</b>	4.7	0	5.8	0	1.9	0	2.0	0	4.0	0
<b>Total</b>	<b>5.6</b>	<b>0</b>	<b>8.1</b>	<b>3.2</b>	<b>3.4</b>	<b>1.2</b>	<b>6.4</b>	<b>10.6</b>	<b>4.1</b>	<b>1.2</b>
<b>HOT WEATHER PERIOD</b>										
<b>Mar'20</b>	16.9	0	41.1	0	18.5	0	20.9	0	26	0
<b>Apr'20</b>	66.9	35.1	103.2	78.6	32.9	85.6	49.3	77.6	56.3	106.4
<b>May'20</b>	125.8	8.4	186.3	51.0	98.6	40.0	107.2	16.0	85.5	57.3
<b>Total</b>	<b>209.6</b>	<b>43.5</b>	<b>330.6</b>	<b>129.6</b>	<b>150.0</b>	<b>125.6</b>	<b>177.4</b>	<b>93.6</b>	<b>167.8</b>	<b>163.7</b>

*Contd...*

**MONTHLY RAINFALL DATA- STATION WISE (Contd).**

Station	Omalur		Sankagiri		Kullampatti		Pillukurichi	
	Normal	Actual	Normal	Actual	Normal	Actual	Normal	Actual
<b>SOUTH WEST MONSOON</b>								
<b>Jun'19</b>	51.7	77.8	34.8	68.6	41.2	72.2	33.7	50.2
<b>Jul'19</b>	65.7	22.2	56.3	81.3	59.7	53.2	45.0	30.4
<b>Aug'19</b>	150.4	166.0	131.1	111.4	138.5	64.0	246.7	128.6
<b>Sep'19</b>	147.3	376.4	71.3	179.4	117.3	299.0	68.6	294.6
<b>Total</b>	<b>415.1</b>	<b>642.4</b>	<b>293.5</b>	<b>440.7</b>	<b>356.7</b>	<b>488.4</b>	<b>394.0</b>	<b>503.8</b>
<b>NORTH EAST MONSOON</b>								
<b>Oct'19</b>	163.5	91.4	143.6	359.1	183	404.0	175.6	138.2
<b>Nov'19</b>	107.7	122.0	130.7	150.3	173.5	102.2	123.2	71.3
<b>Dec'19</b>	24.4	11.8	19.7	8.5	46.5	41.8	29.5	25.0
<b>Total</b>	<b>295.6</b>	<b>225.2</b>	<b>294.0</b>	<b>517.9</b>	<b>413.0</b>	<b>548</b>	<b>328.3</b>	<b>234.5</b>
<b>WINTER PERIOD</b>								
<b>Jan'20</b>	0	0	2.0	0	5.0	0	1.5	0
<b>Feb'20</b>	0.4	0	2.1	0	9.9	0	12.5	0
<b>Total</b>	<b>0.4</b>	<b>0</b>	<b>4.1</b>	<b>0</b>	<b>14.9</b>	<b>0</b>	<b>14</b>	<b>0</b>
<b>HOT WEATHER PERIOD</b>								
<b>Mar'20</b>	34	0	18.7	0	39.6	0	23.3	0
<b>Apr'20</b>	56.3	62.2	60.8	77.3	109.0	71.9	57	52.6
<b>May'20</b>	109.7	23.0	93.4	129.0	137.1	78.6	124.5	117.2
<b>Total</b>	<b>200</b>	<b>85.2</b>	<b>172.9</b>	<b>206.3</b>	<b>285.7</b>	<b>150.5</b>	<b>204.8</b>	<b>169.8</b>

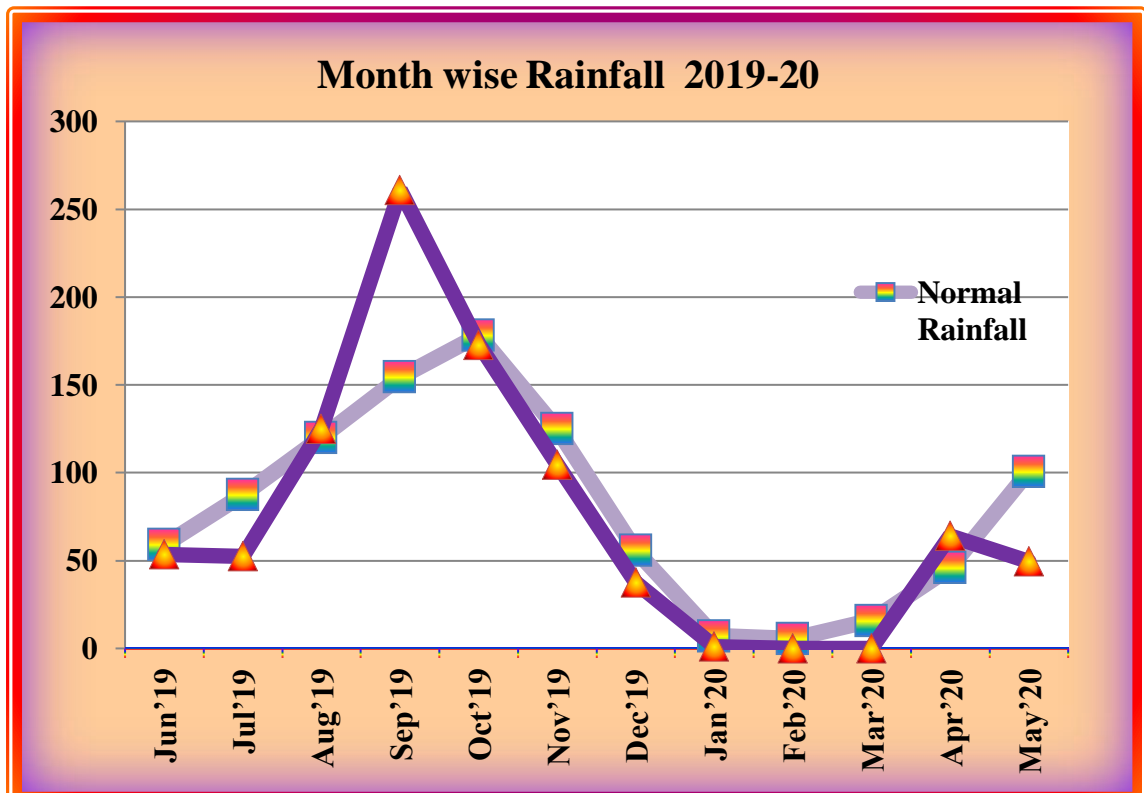
*Source: Rain Fall Station Register concerned*



**2.3 MONTHLY RAINFALL FOR THE DISTRICT**  
Year : 2019-20 (in Millimeters)

Month	Normal Rainfall	Actual Rainfall	% Deviation
Jun'19	59	53.5	-9.3
Jul'19	87.5	52.5	-40
Aug'19	120	125.2	4.3
Sep'19	154.5	260.9	68.9
<b>Total (South West Monsoon)</b>	<b>421</b>	<b>492.1</b>	<b>16.9</b>
Oct'19	178.3	172.9	-3
Nov'19	125	104.7	-16.2
Dec'19	55.7	37.6	-32.5
<b>Total (North East Monsoon)</b>	<b>359</b>	<b>315.2</b>	<b>-12.2</b>
Jan'20	7.1	1.1	-84.5
Feb'20	5.5	0	-100
<b>Total (Winter)</b>	<b>12.6</b>	<b>1.1</b>	<b>-91.3</b>
Mar'20	15.9	0	-100
Apr'20	45.9	64.1	39.7
May'20	100.8	49.5	-50.9
<b>Total (Hot-Weather)</b>	<b>162.6</b>	<b>113.6</b>	<b>-30.1</b>
<b>Whole Year Total</b>	<b>955.2</b>	<b>922</b>	<b>-3.5</b>

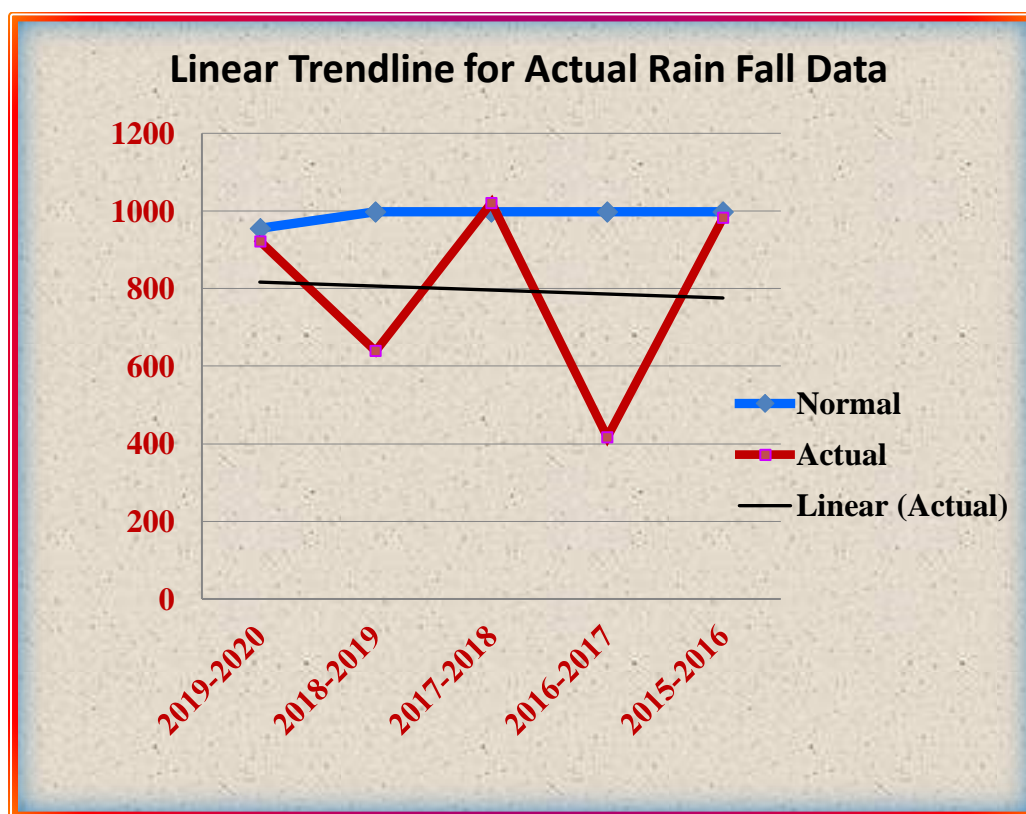
*Source: Department of Economics and Statistics, Chennai.*



## 2.4 . TIME SERIES DATA OF RAINFALL BY SEASONS (LAST 10 YEARS)

Year	South West Monsoon		North East Monsoon		Winter Season		Hot Weather Season		Total		% Deviation (+ or – or =) from a Normal
	Normal	Actual	Normal	Actual	Normal	Actual	Normal	Actual	Normal	Actual	
2010-2011	380.0	545.8	347.0	564.2	16.0	8.7	170.8	211.4	913.8	1330.1	45.6
2011-2012	440.6	448.4	370.5	447.3	16.0	0.0	170.8	115.3	997.9	1011.0	1.3
2012-2013	440.6	441.0	370.5	275.2	16.0	13.0	170.8	70.1	997.9	799.3	-19.9
2013-2014	440.6	491.7	370.5	255.6	16.0	1.1	170.8	154.1	997.9	902.5	-9.6
2014-2015	440.6	369.8	370.5	332.5	16.0	22	170.8	277	997.9	1001.5	0.36
2015-2016	440.6	348.3	370.5	488	16.0	0	170.8	145.38	997.9	981.68	-1.62
2016-2017	440.6	213.72	370.5	54.08	16.0	10.8	170.8	138.36	997.9	416.96	-58.22
2017-2018	440.6	484.7	370.5	341.9	16.0	15.4	170.8	179.2	997.9	1021.2	2.33
2018-2019	440.6	330.6	370.5	187.6	16.0	6	170.8	114.4	997.9	638.6	- 35.93
2019-2020	421.0	492.1	359.0	315.2	12.6	1.1	162.6	113.6	955.2	922.0	-3.5

Source: Department of Economics and Statistics, Chennai.



# Agricultural Statistics



### 3. AGRICULTURE

#### 3.1 SOIL CLASSIFICATION

*Year: 2019-20*

Sl. No.	Type of Soil	Places in District
1.	<b>Red Calcareous</b>	Parts of Salem, Athur, Sankagiri, Mettur and Omalur taluks in Salem District
2.	<b>Red Non Calcareous</b>	Parts of Salem, Athur, Sankagiri, Mettur and Omalur taluks in Salem District
3.	<b>Brown Soil Calcareous</b>	Parts of Salem, Mettur and Omalur taluks in Salem District
4.	<b>Red Collurial Calcareous</b>	Parts of Salem, Sankagiri, Mettur, Omalur taluks in Salem District.
5.	<b>Red Collurial Non Calcareous</b>	Parts of Sankagiri and Mettur taluks in Salem District
6.	<b>Black Soils</b>	Parts of Salem, Athur, Sankagiri, Mettur and Omalur taluks in Salem District
7.	<b>Alluvial Calcareous</b>	Parts of Sankagiri and Mettur Taluks
8.	<b>Brown soil Non Calcareous</b>	Yercaud Taluk

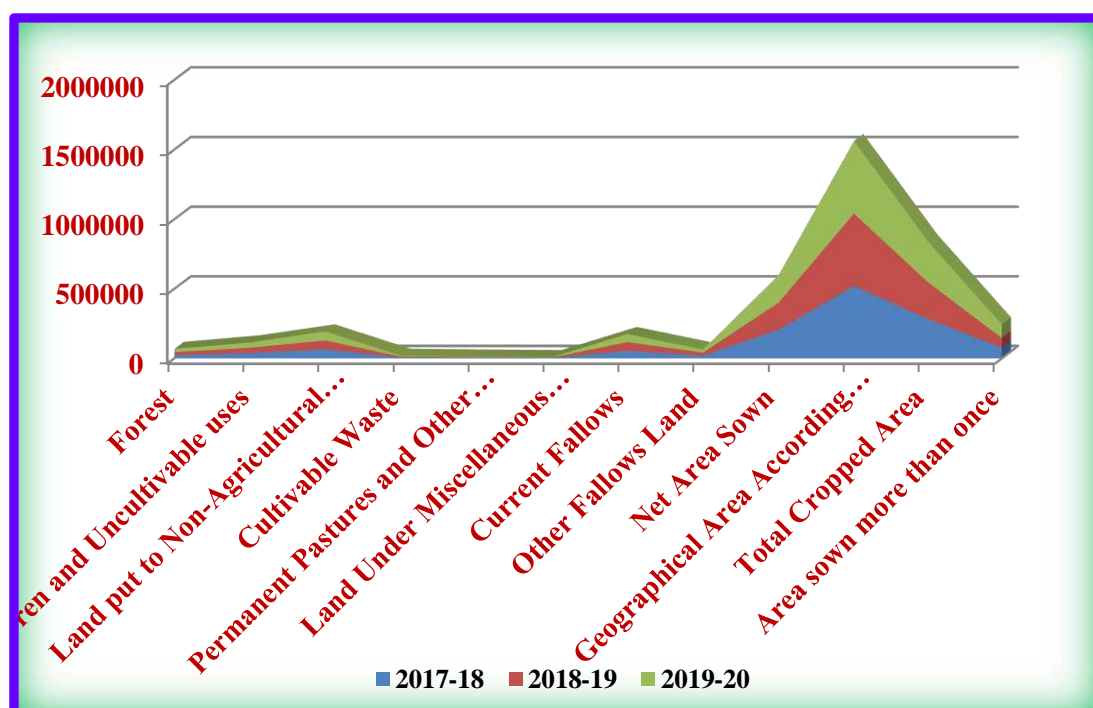
*Source: Asst. Soil Chemist, Salem*

### 3.2 LAND UTILISATION (AREA IN HECTARES)

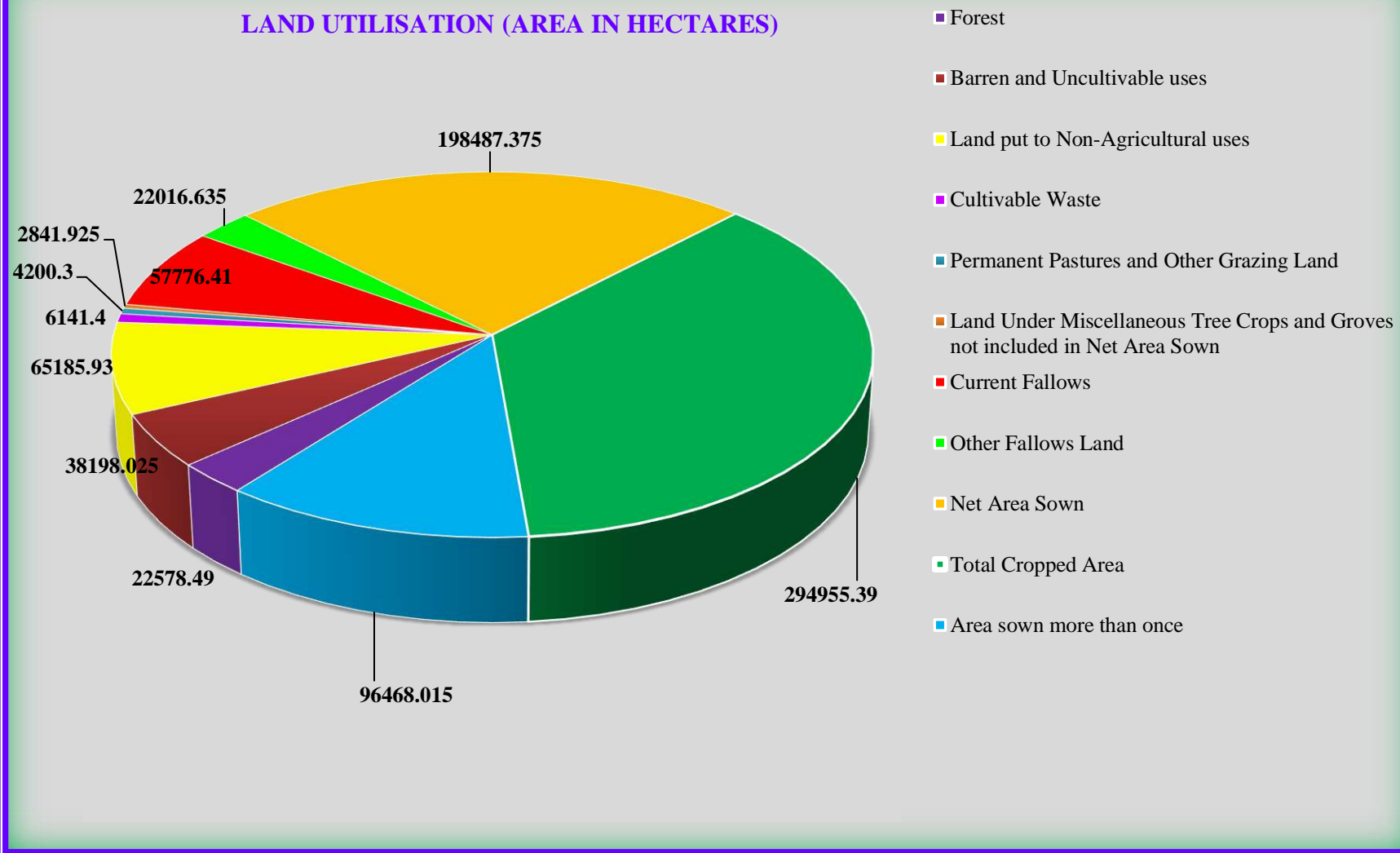
Year: 2019-20

Sl. NO.	Land Classification	2017-18	2018-19	2019-20
1	Forest	22578.490	22578.490	22578.490
2.	Barren and Uncultivable uses	38198.025	38198.025	38198.025
3.	Land put to Non-Agricultural uses	64373.645	64452.243	65185.930
4.	Cultivable Waste	6210.785	6210.785	6141.400
5.	Permanent Pastures and Other Grazing Land	4200.300	4200.300	4200.300
6.	Land Under Miscellaneous Tree Crops and Groves not	2884.480	2840.240	2841.925
7.	Current Fallows	54460.810	62589.167	57776.410
8.	Other Fallows Land	19737.135	21675.090	22016.635
9.	Net Area Sown	204782.820	194682.150	198487.375
10.	Geographical Area According to Village Papers	520529.99	520529.99	520529.99
11.	Total Cropped Area	282310.410	264509.610	294955.390
12.	Area sown more than once	77527.590	69827.460	96468.015

Source: District 'G' Return for Salem for 2019-20



### LAND UTILISATION (AREA IN HECTARES)



### 3.3 AREA AND PRODUCTION OF CROPS

Year: 2019-20

Sl. No	Crops		Area in hec.	Production in Tones	Productivity Kg./hec.	% to the total area sown	
1	FOOD GRAINS	Cereals & Millets	<i>Paddy</i>	18683	94735	NA	6.62
			Cholam	50957	52509	NA	18.05
			Cumbu	588	1161	NA	0.21
			Ragi	7307	25625	NA	2.59
			Maize	34410	328170	NA	12.19
		Pulses	Red gram	2320	2188	NA	0.82
			Black gram	6569	6137	NA	2.33
			Green gram	11966	8609	NA	4.24
			Horse gram	4125	2723	NA	1.46
2	OIL SEEDS	Groundnut	17748	47333	NA	6.29	
		Gingelly	1951	1065	NA	0.69	
3	OTHER CROPS	Sugarcane	5763	559400	NA	2.04	
		Cotton	17099	47575	NA	6.06	
		Tapioca	11468	393104	NA	4.06	

Source: Season Crop Report 2017-18, DES, Chennai

### 3.4. AGRICULTURAL MACHINERY AND IMPLEMENTS

Sl. Number	Item	2011	
1	Ploughs	a) Wooden	214292
		b) Iron	5708
		c) Total	220000
2	Water Pumps for Irrigation Purpose	a) Worked by Oil Engine	29426
		b) Worked by Electric Power	119583
		c) Total	149009
3	Tractors	a) Government	91
		b) Private	3330
		c) Total	3421
4	Sugarcane Crushers	a) Worked by Power	740
		b) Worked by Bullocks	30
		c) Total	77
5	Oil Ghanis	a) 5 Kg. & above	--
		b) Less than 5 Kg.	--
		c) Total	--

Source: Based on Quinquennial Livestock Census

### 3.5 NUMBER AND AREA OF OPERATIONAL LAND HOLDINGS

Year-2015-16 (Agricultural Census)

Size Class of Holding	Operation Holders				Holders Area (in hec)			
	S.C.	S.T.	Others	Total	S.C.	S.T.	Others	Total
1	2	3	4	5	6	7	8	9
<b>Below 0.5</b>	10163	7936	149638	167737	2791.093	2320.087	37152.52	42263.70
<b>0.5 to 1.0</b>	4344	6268	72036	82648	3036.05	4564.551	51343.56	58944.16
<b>1.0 to 2.0</b>	2291	4873	50173	57337	3063.611	6673.929	69122.94	78860.48
<b>2.0 to 3.0</b>	421	1149	12878	14448	993.362	2788.805	30727.73	34509.9
<b>3.0 to 4.0</b>	82	369	4569	5020	281.825	1270.795	15601.62	17154.24
<b>4.0 to 5.0</b>	32	162	1781	1975	141.52	723.04	7879.879	8744.44
<b>5.0 to 7.5</b>	12	114	1364	1490	70.145	687.835	8063.69	8821.67
<b>7.5 to 10.0</b>	5	51	360	416	42.79	430.5	3064.108	3537.4
<b>10.0 to 20.0</b>	3	27	239	269	36.48	409.615	3206.1	3652.19
<b>20.0 &amp; Above</b>	0	4	60	64	0	111.25	2652.6	2763.85
<b>Total</b>	<b>17353</b>	<b>20953</b>	<b>293098</b>	<b>331404</b>	<b>10456.88</b>	<b>19980.41</b>	<b>228814.7</b>	<b>259252.02</b>

Source: Agriculture Census 2015-16



### 3.6 Consumption Of Chemical Fertilisers And Pesticides

Year: 2019-20

Fertilizers (in '000' Tonne)					Pesticides		Urea ('000' Tonne)
Nitrogenous (N)	Phosphates' (P2 O5)	Potashic (K2 O)	NPK Complex	Total (NPK)	Dust (Kgs.)	Liquid (Lit.)	
(1)	(2)	(3)	(4)	(5)	(6)	(7)	(8)
21878	83009	10401	16526	57114	84920	96568	47561

Source: Joint .Director of Agriculture, Salem

### 3.7. REGULATED MARKETS

Year: 2019-20

S.No	Number of Regulated Markets	Number of Sub Regulated Markets	Quantity arrivals ('in M.T.')(Product wise)		Receipts (Product wise) Rs.in Lakhs
1	Salem	--	Sugarcane Jaggary	8467	32.51
2	Valappady	--	Cotton	5929	24.60
3	Attur	--	Turmeric	2907	21.99
4	Thalaivasal	--	Cotton	2083	9.44
5	Gangavalli	--	Groundnut	-	-
6	Thammampatti	--	Paddy	148	0.25
7	Karumandurai	--	Coconut	1512	2.99
8	Sankagiri	--	Gingelly	18	0.18
9	Konganapuram	--	Cotton	18896	77.70
10	Kolathur	--	Groundnut	65	0.31
11	Mecheri	--	Coconut	30898	58.19
12	Omalur	--	Sugarcane jaggary	176	0.54
13	Kadayampatti	--	Coconut	4528	3.86
14	Edapadi	--	Cotton	938	4.67
<b>Total</b>				<b>76565</b>	<b>237.23</b>

Source: Secretary, Salem Market Committee, Soolaimedu, Uthamacholapuram, Salem District

### 3.8. CROP INSURANCE SCHEME FOR THE FASALI YEAR 1429 (2019-20)

Year: 2019-20

Sl. Number	Name of the Crop	Number of Beneficiaries	Area in Hectare	Premium collected	Loan Amount Sanctioned
1	Paddy I	1	0.232	360	18000
2	Paddy III	7	6.277	7290	486000
3	Cholam	8	8.951	6500	325000
4	Maize III	4	1.613	1515	101000
5	Groudnut	31	23.279	28520	1426000
6	Tomato	75	41.365	189020	3780400
7	Banana	91	48.370	374550	7491000
8	Tapioca	84	57.534	249400	4988000
9	Turmeric	851	357.312	2878755	57575100
10	Sugarcane	335	177.667	688528	23067195
<b>2019-20 LOANEE TOTAL</b>		<b>1487</b>	<b>722.799</b>	<b>4424438</b>	<b>99257695</b>
<b>NON LOANEE</b>					
1	Paddy I	104	36.294	56207.8	2810390
2	Paddy II	27	19.268	22380	1492000
3	Maize I	1	0.203	254	12700
4	Maize II	3	1.022	960	64000
5	Ragi	17	6.821	4346.9	217345
6	Samai	122	53.345	19764.3	988215
7	Cholam	220	113.795	82636	4131800
<b>2019-20 NON LOANEE TOTAL</b>		<b>494</b>	<b>230.747</b>	<b>186549</b>	<b>9716450</b>
<b>2019-20 GRAND TOTAL</b>		<b>1981</b>	<b>953.546</b>	<b>4610987</b>	<b>108974145</b>

Source: Special Officer, Salem District Central Cooperative Bank, Salem.

### 3.9 SERICULTURE

Year: 2019-20

<i>Name of the block</i>	<i>Area under Mulberry (Acres)</i>	<i>Production of Cocoons(Kgs)</i>	<i>Value of the cocoon (Rs.)(1kg avg Rs.350/-)</i>
<i>1</i>	<i>2</i>	<i>3</i>	<i>4</i>
<b>Mechery</b>	501.50	102164	3,57,57,400
<b>Edapady</b>	693.10	153485	5,37,19,750
<b>Salem ®</b>	452.90	109864	3,84,52,400
<b>Salem (Ex)</b>	844.75	165157	5,78,04,950
<b>Attur</b>	611.50	136761	4,78,66,350
<b>Omalur</b>	501.40	105105	3,67,86,750
<b>Total</b>	<b>3605.10</b>	<b>772536</b>	<b>27,03,87,600</b>

Source: Asst. Director of Sericulture, Salem

# IRRIGATION



**4. IRRIGATION**  
**4.1 . SOURCES OF WATER SUPPLY – TALUKWISE**

**Year: 2019-20**

Sl. No	Name of the Taluk	Canals No's	Length (Km.)	Wells used for irrigation purpose only	Tube Wells	Wells used for Domestic Purpose only	Reser voirs	Tanks (Nos.)
1	Salem	-	-	6164	537	1854	-	13
2	Salem south	-	-	4371	0	2786	-	7
3	Salem west	-	-	3189	0	1740	-	2
4	Yercaud	-	-	-	-	143	-	0
5	Attur	-	-	21590	4649	4286	-	55
6	Gangavalli	8	1	15511	2380	1837	-	34
7	Mettur	3	106	10459	2178	4979	1	3
8	Omalur	4	23	8055	608	2856	-	75
9	Sankagiri	8	0	11152	3350	1598	-	54
10	Edapady	4	2	6482	2136	4398	-	87
11	Valappady	2	0	10236	4834	1429	-	36
12	Pethanaiken palayam	48	89	7408	1065	1494	-	155
13	Kadayam patti	2	12	6073	561	403	-	28
<b>Total</b>		<b>79</b>	<b>233</b>	<b>109625</b>	<b>22298</b>	<b>29803</b>	<b>1</b>	<b>549</b>

*Source: Salem District G-Return 2019-20*

#### 4.2 ACTUAL AREA IRRIGATED BY SOURCE (Area in Hectares)

Year: 2019-20

Source		Number	Area Irrigated		
			Net	Gross	
[1]		[2]	[3]	[4]	
<b>Surface Water</b>	<b>Canals</b>	<b>Government Canals</b>	79	5271.130	5570.630
		<b>Private Canals</b>	--	--	--
	<b>Tanks</b>	<b>Large</b>	--	--	--
		<b>Small</b>	--	--	--
	<b>Flow Irrigation</b>	<b>Major &amp; Medium</b>	--	--	--
		<b>Minor</b>	--	--	--
	<b>Lift Irrigation</b>	<b>Major &amp; Medium</b>	--	--	--
		<b>Minor</b>	--	--	--
	<b>Ponds</b>	<b>Major &amp; Medium</b>	--	--	--
		<b>Minor</b>	--	--	--
<b>Other Sources</b>	<b>Lift irrigation</b>	--	--	--	
	<b>Flow Irrigation</b>	--	--	--	
<b>Ground Water</b>	<b>Public Wells</b>		--	--	--
	<b>Private Tube Wells / Bore Wells</b>		22298	16934.617	27998.992
	<b>Open Wells</b>		105856	56457.878	93204.808
<b>Total Area Irrigated</b>		<b>128233</b>	<b>78663.625</b>	<b>126774.43</b>	

*Source: Salem District G - Return 2019-20*

### 4.3. AREA IRRIGATED BY CROPS

Year: 2019-20

Sl.N	Crop	Area (Hectares.)
1	2	3
1.	Paddy	18793.575
2.	Cholam	14156.480
3.	Cumbu	50.000
4.	Ragi	1779.960
5.	Maize	18549.700
6.	Other Cereals	153.000
7.	Green Gram	233.145
8.	Red Gram	193.070
9.	Black Gram	1225.000
10.	Other Pulses	567.75
11.	Cotton	6745.055
12.	Chillies	657.920
13.	Turmeric	2672.350
14.	Other Spices	2491.205
15.	Sugar Cane	4356.130
16.	Banana	1707.135
17.	Mango	4566.530
18.	Tapioca	7290.580
19.	Other Fruits & Vegetables	16816.815
20.	Groundnut	4477.075
21.	Gingelly	718.850
22.	Sunflower	22.000
23.	Coconut	12622.605
24.	Other Oil Seeds	437.2
25.	Other crops	5503.3
<b>Total Area irrigated</b>		<b>126786.43</b>

*Source: Salem District G- Return for 2019-20*

#### 4.4 DETAILS OF DAMS, TANKS, WELLS AND BORE WELLS

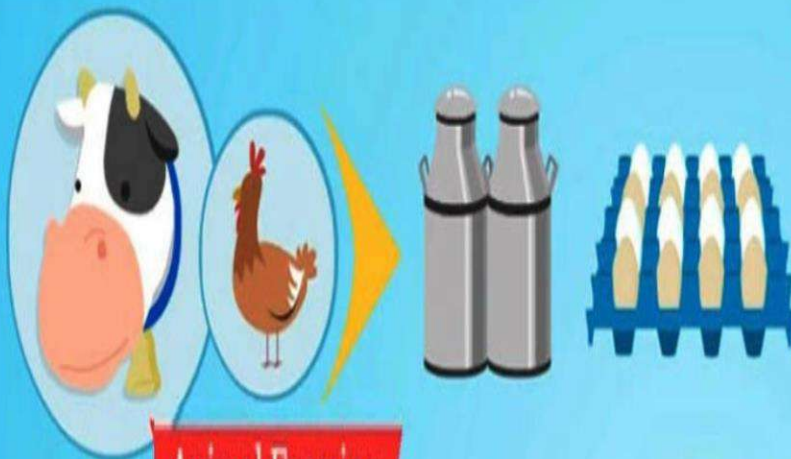
Year: 2019-20

Sl. No	Name of the Taluk	Dams					Tanks				Number of Wells in use	Number of Bore wells
		Catchments area	Water spread area	Height	Capacity	Length of canals	Water spread area	Capacity	Height	Length of canals		
1	2	3	4	5	6	7	8	9	10	11	12	13
1.	Salem	890	-	-	-	-	690	-	-	-	6164	537
2	Salem South	-	-	-	-	-	-	-	-	-	4371	0
3	Salem west	-	-	-	-	-	-	-	-	-	3189	0
4	Yercaud	-	-	-	-	-	-	-	-	-	0	0
5	Athur	765	-	-	-	-	514	-	-	-	18015	3584
6	Gangavalli	-	-	-	-	-	150	-	-	-	13387	1965
7	Omalar	-	-	-	-	-	420	-	-	-	8055	605
8	Mettur	632	-	-	-	-	426	-	-	-	10459	2172
9	Sankagiri	3784	-	-	-	-	430	-	-	-	11150	3321
10	Edapady	1712	-	-	-	-	102	-	-	-	6482	1943
11	Valappady	719	-	-	-	-	450	-	-	-	10231	4709
12	PN.Patti	-	-	-	-	-	4092	-	-	-	6338	1017
13	Kadayampatti	-	-	-	-	-	-	-	-	-	6073	561
	<b>Total</b>	<b>8502</b>	-	-	-	-	<b>7274</b>	-	-	-	<b>103914</b>	<b>20414</b>

*Source: Salem District G-return 2019-20*



# ANIMAL HUSBANDRY



Animal Farming



Cattle



Goat



Sheep



Poultry



Fish Farming

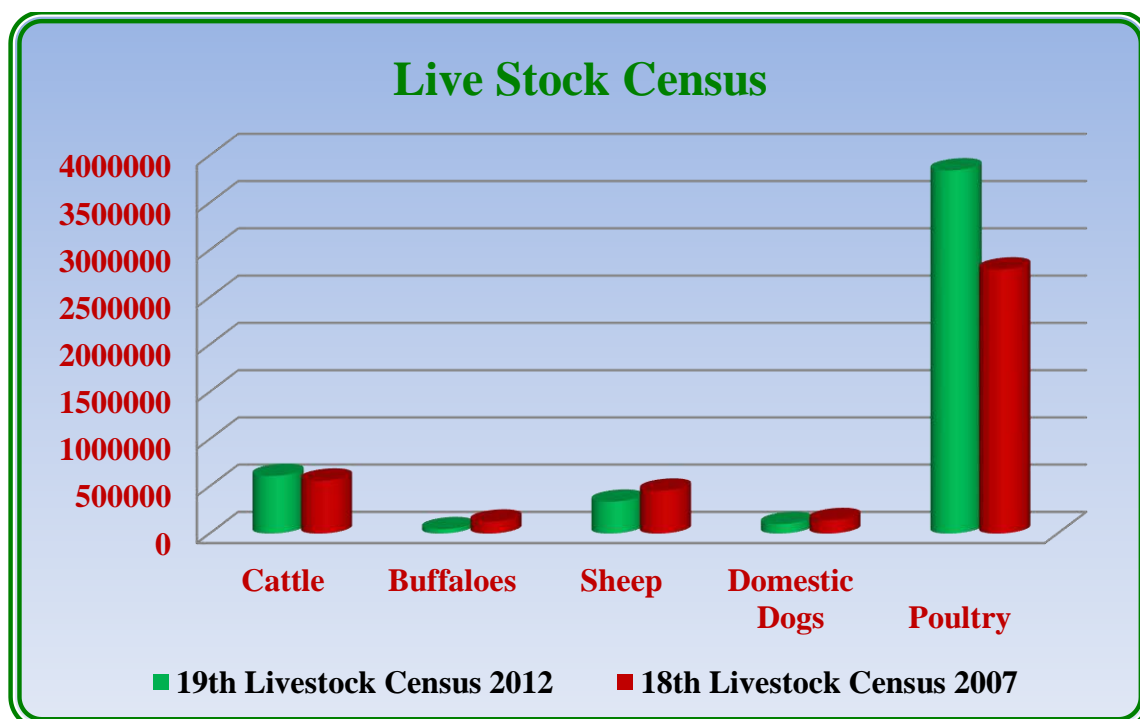
## 5. ANIMAL HUSBANDARY

### 5.1 LIVESTOCK POPULATION

Year 2019-20

Sl. No	Classification	Numbers
(1)	(2)	(3)
1	<b>Cattle</b> Exotic / cross breed Indigenous	611161
2	<b>Buffaloes</b>	46420
3	<b>Sheep</b>	337733
4	<b>Goats</b>	557541
5	<b>Horses</b>	144
6	<b>Pigs</b>	7622
7	<b>Mules</b>	0
8	<b>Camels</b>	0
9	<b>Donkeys</b>	38
10	<b>Domestic Dogs</b>	101217
11	<b>Rabits</b>	1488
<b>Total Animals</b>		<b>1663364</b>
	<b>Poultry</b>	<b>3842909</b>
<b>Total lives Stock</b>		<b>7169637</b>

*Source: Joint Director of Animal Husbandry, Salem*



## 5.2 VETERINARY INSTITUTIONS AND ANIMALS TREATED - BLOCKWISE

Year: 2019-20

Sl. Number	Name of the Block	Veterinary Institutions				Sub-centres	Other Units		Animals treated	Castration performed
		Polyclinic	Hospitals	Dispensaries	Clinician Centres		Animal disease investigation unit	Mobile units		
1	2	3	4	5	6	7	8	9	10	11
1	Salem	1		7		1	1	1	2446011	60664
2	Veerapandy		1	8		1				
3	P.N.Patty			9						
4	A.Pattanam			10		2				
5	Valappady		1	7				1		
6	P.N.Palayam			11				1		
7	Athur		1	10						
8	Gangavalli			9				1		
9	Thalaivasal			13		2		1		
10	Yercaud		1	3						
11	Omalur		1	7		1		1		
12	Tharamangalam			5						
13	Kadaiyampatty			5		2				
14	Mecheri			5		1				
15	Nangavalli			6						
16	Kolathur		1	6						
17	Edapady		1	7						
18	Konganapuram			4						
19	Sankagiri			10						
20	Magundanchavadi			6						
<i>Total</i>		<b>1</b>	<b>7</b>	<b>148</b>		<b>10</b>	<b>1</b>	<b>7</b>		

*Source: Joint Director of Animal Husbandry, Salem*

### 5.3 NUMBER OF VETERINARY HOSPITALS 2019-20

Sl. Number	Name of the Block	Number of	
		Government Hospitals	Private Hospitals
1	2	3	4
1.	Veerapandy	1	--
2.	Yercaud	1	--
3.	Attur	1	--
4.	Edapady	1	--
5.	Omalur	1	--
6.	Kolathur(Mettur)	1	--
	<b>Total</b>	<b>6</b>	<b>--</b>

*Source: Joint Director of Animal Husbandry, Salem*

### 5.4 DAIRY DEVELOPMENT

*Year: 2019-20*

<i>Name of the Block/Urban Town</i>	<i>Name and address of milk societies</i>	<i>Quantity of milk produced (In Litres)</i>	<i>Value of milk produced (In Rs.)</i>
1	2	3	4
Salem District	The Salem Dist. Co-operative Milk Producers Union Ltd Salem (712 Societies)	16,96,48,109 litres	506,97,60,411/-

*Source: General Manager, Salem District Co-op. Milk Producers' Union Ltd, Sithanoor, Thalavaipatty, Salem-636302*

## 5.5 POULTRY DEVELOPMENT

Year: 2019-20

Sl.No.	Name of the Block	Broiler (Nos.)	Layer (Nos.)
1	Salem	1609	2780
2	Veerapandy	0	0
3	P.N.Patty	30000	4000
4	A.Pattanam	159450	226300
5	Valappady	50000	180000
6	Yercaud	410300	159889
7	Athur	183160	110000
8	P.N.Palayam	54795	0
9	Gangavalli	19000	2884675
10	Thalaivasal	0	0
11	Omalur	158700	0
12	Kadaiyampatty	28000	20000
13	Tharamangalam	33000	13540
14	Mecheri	118000	120000
15	Nangavalli	17381	75000
16	Kolathur	430	12415
17	Sankagiri	8000	20000
18	Magundanchavadi	0	0
19	Edapady	6500	10200
20	Konganapuram	7000	0
	<b>Total</b>	<b>1285325</b>	<b>3838799</b>

Source: J.D, Animal Husbandry, Salem District.

## 5.6. FISHERIES DEVELOPMENT AND PRODUCTION

*Year: 2019-20*

Name and Address of Fishing centres	Inland Fish Catch (Tonne)	Marine Fish Catch (Tonne)	Number of Fisherman engaged
Salem	342.00	-	652
Veerapandy	374.00	-	115
P.N.patty	213.00	-	84
A.Pattanam	227.00	-	102
Valappady	203.843	-	208
Yercaud	158.00	-	28
Attur	472.00	-	364
P.N.Palayam	168.00	-	240
Gangavalli	356.00	-	168
Thalaiwasal	244.18	-	134
Omalur	635.00	-	222
Kadaiyampatty	217.00	-	212
Tharamangalam	212.00	-	95
Mecheri	1324.31	-	1053
Nangavalli	536.12	-	1224
Kolathur	1427.00	-	2120
Sankagiri	672.00	-	369
Magudanchavadi	212.42	-	157
Edapady	786.00	-	1018
Konganapuram	225.00	-	712
<b>District Total</b>	<b>9004.873</b>	<b>-</b>	<b>9277</b>

*Source: A.D Fisheries Department, Mettur.*



## 6. BANKING AND INSURANCE

### 6.1. NUMBER OF COMMERCIAL BANKS

Year: 2019-20

Items	Number of Branches	Deposits (Rs.in '000')	Advances (Rs.in '000')	Credit Deposit Ratio (%)
1		2	3	4
Public Sector Banks	234	-	-	409.37
Private Sector Banks	116	-	-	204.33
RRBs	31	-	-	180.59
SDCCB	44	-	-	0.960
T.I.I.C	1	-	-	20.93

*Source: Lead Bank salem (Indian Bank)*

### 6.2 INSURANCE SCHEMES

Year: 2019-20

Name of the Insurance	Number of Branches	Policies Issued	Sum Assured (In crores)	Number of Beneficiaries	Amount paid as compensation (in Crores)
1	2	3	4	5	6
1. L.I.C.	18	105833	4012.05	4538	72.42
2. New India Assurance	11	80901	1790	6192	40.50
3. United India Insurance Co. Ltd	8	148293	89461	178541	89.00
4. Oriental Insurance	4	27965	--	27965	26.00
5. RPLI, Salem East Division	275	3187	42.62	60	0.78
6. RPLI, Salem West Division	247	2069	34.04	39	0.30
7. PLI Salem East	275	823	55.79	62	0.88
8. PLI Salem West	247	358	24.29	14	0.21

*Source: Concerned Insurance companies and Supdt oPosts, Salem (east and west) Divisions, Salem.*





**7. CO-OPERATION**  
**7.1 COOPERATIVE SOCIETIES (year 2019-20)**

Sl. No.	Type of Societies	Number of Societies	Member ship	Share Capital	Working Capital	Out standing	Overdue	Number of Employees
1	SDCCB	1	1977	10993.01	492840.24	253171.35	9510.79	362
2	Salem District Consumer Co-op wholesale Stores	1	2420	4.21	143.48	8.33	0	178
3	Salem Dt Co-Op Union	1	0	0.00	0.00	0.00	0	3
4	Salem Dist. Co-Op Printing Press	1	1477	10.36	57.07	89.24	8.31	5
5	PCARD Bank	6	50207	277.54	3286.05	3595.87	230.59	19
6	Co-op Urban banks	8	222203	1973.76	73418.29	47728.72	2475.15	252
7	UCCS	5	18075	189.44	20743.45	12273.53	680.73	74
8	CMS	2	89251	20.51	5247.51	3896.74	187.43	168
9	LAMPS	5	36472	508.22	6585.97	6519.36	419.13	32
10	PACCS	203	615364	7881.72	187390.40	129169.88	11340.19	1578
11	ECS	98	67888	15617.14	99574.38	111639.95	2358.25	102
12	Primary Co-op Stores	3	14617	8.37	130.10	51.54	0	56
13	Employees Co op Stores	12	10905	476.96	3268.84	2965.86	6.89	31
14	Labour Contract Co-op Societies	0	0	0.00	0.00	0.00	0	0
15	LCCS	2	380	17.27	324.75	286.50	24.43	1
16	Lift Irrigation Co- operative Society	1	577	4.26	16.56	6.70	0	1
17	Vegetable Crows Marketing Societies	0	0	0.00	0.0	0.00	0	0
18	Students Co-op Stores	12	548	0.13	48.16	0.00	0	0
19	Semi Model Co-op Stores	0	0	0.00	0.00	0.00	0	0
<b>Total</b>		<b>361</b>	<b>1132361</b>	<b>37982.9</b>	<b>893075.25</b>	<b>571403.57</b>	<b>27241.89</b>	<b>2862</b>

*Source: Joint Register Co-operative Societies*



## 8. CIVIL SUPPLIES

### 8.1 NUMBER OF FAIR PRICE SHOPS

Year: 2019-20

Sl.Number	Name of the Taluks	Number of Shops
1	2	3
1	Salem	215
2	Salem west	102
3	Salem south	120
4	Valappady	111
5.	Athur	146
6.	Gangavalli	85
7.	Yercaud	33
8.	Sankagiri	139
9	Edapady	126
10.	Mettur	193
11.	Omalur	148
12.	P.N.Palayam	75
13	Kadaiyampatti	90
<b>District Total</b>		<b>1583</b>

*Source: District Supply Officer, Salem*



## 8.2 QUANTUM OF ESSENTIAL COMMODITIES DISTRIBUTED AND THEIR RETAIL PRICES

Year: 2019-20

Sl. No	Name of the Commodity Issued	Price per (Kg.)	Scale of Supply			
1	Rice	Free	1.0 Unit		12 Kg	
			1.5 Unit		14 Kg	
			2.0 Unit		16 Kg	
			2.5 Unit		18 Kg	
			3.0 Unit & 4 Unit		20 Kg	
			5 Unit		25 Kg	
			6 Unit		30 Kg	
			There after 5 Kg for each person			
2	Wheat	Free	Either Rice or Wheat or both within norms			
3	Sugar	Rs.25.00	1 Member		½ kg	
			2 Members		1 Kg	
			3 Members		1.5 Kg	
			4 & above		2 Kg	
			Option sugar Card		Additional 3 Kg	
4	Palmoelin	Rs. 25.00	1 Card		1 Liter	
5	Redgram	Rs. 30.00	1 Card		1 Kg	
6	Kerosene	Rs. 13.10	Location	No – LPG Cylinder	1 - LPG	2 - LPG
			Corporation	10 Liters	3 Liters	Nil
			Municipality	6 Liters	3 Liters	Nil
			Town Panchayat	5 Liters	3 Liters	Nil
			Village Panchayat	3 Liters	3 Liters	Nil

*Source: District Supply Officer, Salem*

## 8.3. NUMBER OF RATION CARDS (RURAL AND URBAN) 2019-20

Year 2019-20

Area	No. Family Cards
Rural	590750
Urban	445556
<b>District Total</b>	<b>1036306</b>

*Source: District Supply Officer, Salem*

## 8.4. QUANTITY SUPPLIED

Year: 2019-20

Sl. No.	Items	Quantity Supplied (M.T)
1.	Rice (Tonne)	154536
2.	AAV	30708
3.	Wheat (Tonne)	12744
4	Sugar (Tonne)	16980
5.	Kerosene (Kilo Litre)	6480

*Source: District Supply Officer, Salem*

## 8.5 NUMBER OF L.P.G. CONNECTIONS

Sl.No.	Name of the Taluks	L.P.G. Connections	
		Single	Double
1	Salem	44228	117369
2	Salem west	17888	65743
3	Salem South	24718	59981
4	Valappadt	21715	31449
5	Attur	35012	45561
6	Gangavalli	26847	21989
7	Yercaud	5832	3322
8	Sankagiri	30109	35857
9	Edapady	36774	25503
10	Mettur	59322	51408
11	Omalar	35054	45532
12	Kadayampatty	24700	19312
13	Pethanaickenpalayam	16564	16629
<b>Total</b>		<b>378763</b>	<b>539655</b>

*Source: District Supply Officer, Salem*

## 8.6. NUMBER OF PERSONS WATING FOR L.P.G. CONNECTIONS

Year: 2019-20

Sl.No	Name of the Taluks	Government L.P.G.Connections		Private L.P.G. Connections	
		Single	Double	Single	Double
1	Salem District	Nil	Nil	Nil	Nil

*Source: District Supply Officer, Salem*



## 9. COMMUNICATIONS

### 9.1 POST OFFICES DOING POSTAL BUSINESS ONLY-

Year - 2019-20

Sl.No.	Name of the Blocks/Municipalities	Post Office doing postal business only (Nos.)
1	Salem (including Salem Corporation)	53
2	Veerapandy	17
3	P.N.Patty	18
4	AyothiyaPattanam	19
5	Valappady	30
6	Yercaud	31
7	Attur (including Athur Municipality)	30
8	Pethanaickenpalayam	28
9	Gangavalli	34
10	Thalaivasal	19
11	Omalur	7
12	Kadayampatty	3
13	Tharamangalam	3
14	Mecheri	3
15	Nangavalli	3
-16	Kolathur	1
17	Sankari	31
18	M.D.Choultry	8
19	Edappady	20
20	Konganapuram	13

Source: Senior Supdt of Posts, Salem East & West Divisions, Salem



## 9.2. NUMBER OF TELEPHONE EXCHANGES, CAPACITY AND NUMBER IN USE

Year: 2019-20

Sl.No.	Item	Numbers
1.	Number of Telephone Exchanges	225
2.	Number of Equipped Capacity	91861
3.	Number of Direct Exchange Lines	50776
4.	Number of Junction Lines	-
5.	Number of Telephones in use	50776

Source: General Manager, BSNL, Salem

## 9.3. NUMBER OF PUBLIC CALL OFFICES ATTACHED TO EACH EXCHANGE

Year: 2019-20

Sl.No	Name of the Exchange Centre	Number of Public Call Office	
		With STD / ISD	Without STD / ISD
1.	SALEM SSA	266	1397


Source: General Manager, BSNL, Salem

## 9.4 NUMBER OF PERSONS WAITING FOR PHONE CONNECTIONS

Year: 2019-20

Sl.No.	Number of exchange	Number Of public call office		Number of persons waiting for phone connections
		With STD/ISD	Without STD/ISD	
NIL				

Source: General Manager, BSNL, Salem



## 10.ELECTRICITY

### 10.1. NUMBER OF POWER STATIONS

Year: 2019-20

Sl. Number	Name of the Power Stations	Year of Operation	Installed Capacity (MW)	Generation (M.U.)	Station Consumption (M.U.)	Net Unit sent out (M.U.)
1.	Hydro Mettur Dam P.H	1937	50 MW	165.820	0.303	145.517
2.	Mettur Tunnel P.H	1965	200 MW	372.034	0.312	371.721
3.	<b>Mettur Thermal Power Station-I</b>					
	Unit 1	August-1987	210	976.816	82.132	894.684
	Unit 2	June-1988	210	1093.734	93.719	1000.015
	Unit 3	December-1989	210	1355.066	115.231	1239.835
	Unit 4	July-1990	210	1193.607	102.201	1091.406
	<b>Total</b>		<b>840</b>	<b>4619.223</b>	<b>393.283</b>	<b>4225.940</b>
4.	<b>Mettur Thermal Power Station-II</b>					
	(1*600 MW)	October 2013	600 MW	2596.01	182.964	2413.046
5.	Gas Turbine	-	-	-	-	-
5.	Wind Mills	-	-	-	-	-

*Source: I.E.E., Power Houses, Mettur, 2.C.E., MTPS, Mettur.*

### 10.2. QUANTUM OF POWER PURCHASED

Year: 2019-20

Power purchased sectors name	Power purchased in M.U.
Steel	8.65 MU
Sugar	66.82 MU

*Source: S.E, Salem Electricity Distribution Circle, Salem-14. & Mettur Electricity Distribution Circle, Mettur dam-1*

### 10.3.POWER CONSUMPTION SECTOR WISE

Year: 2019-20

Sl. No.	Sector	Consumption (M.U)			% of the consumption		
		Salem Circle	Mettur circle	Total	Salem Circle	Mettur circle	Total
1	Industries	421.9	127.14	549.04	26.24	10.18	36.42
2	HT Services	0.00	466.964	0.00	0.00	37.38	37.38
3	Agriculture & Huts	7.07	10.47	17.54	0.44	0.84	1.28
4	Domestic	825.58	413.19	1238.77	51.34	33.08	84.42
5	Commercial	217.65	72.78	290.43	13.54	5.83	19.37
6	Public lighting and Public Works	52.48	56.56	109.04	3.26	5.83	9.09
7	Sales to licensees	0.00	0.00	0.00	0.00	4.53	4.53
8	Sales to other States	0.00	0.00	0.00	0.00	0.00	0.00
9	Miscellaneous	30.43	102.14	0.00	1.89	0.00	1.89
<b>Total</b>		<b>1555.11</b>	<b>1249.244</b>	<b>2804.35</b>	<b>100.00</b>	<b>100.00</b>	<b>200.00</b>

Source: 1. S.E., SEDC, Udaiyapatty, Salem – 14, 2.S.E. MEDC, Mettur

### 10.4. PEAK DEMAND AND ENERGY OUTPUT

Year: 2019-20

Power Demand	Details	
	Salem E.D. Circle	Mettur E.D. Circle
1	2	3
Sustained Peak Demand	603.09 MW	501.4 KVA
Energy Output	2892 MU	2590.07 MU

Source: 1. S.E., SEDC, Udaiyapatty, Salem – 14, 2.S.E. MEDC, Mettur

### 10.5.REVENUE FROM ELECTRIC SCHEMES AND COST PER UNIT

Year: 2019-20

Sectors	Cost per unit		Income in Rs. in '000'	
	Salem Circle	Mettur Circle	Salem Circle	Mettur Circle
Government	6.89	7.55	32956.12	389032421.70
Public	6.85	3.82	18442.33	912010349.10
Private	9.25	10.60	110197.66	2019247556.00
<b>Total</b>	<b>22.99</b>	<b>21.96</b>	<b>161596.11</b>	<b>3320290326.80</b>

Source: 1. S.E., SEDC, Udaiyapatty, Salem – 14, 2.S.E. MEDC, Mettur

## 10.6. TRANSMISSION AND DISTRIBUTION OF ELECTRICITY

Year: 2019-20

S.No	Item	Salem Circle		Mettur Circle	
		Unit	Achievement	Unit	Achievement
1	Agri. Pump sets	356	356	10.47	425
2	Industrial Services	2645	2645	127.14	3918
3	Hut Service	0	0	0	0
4	H.T.Service	16	16	466.96	14
5	O.H.T. Service	185	185	56.56	147
6	Non Power Service	24980	24980	-	2902
7	New 110/22 KV SS Committee	1 (110KVSS)	1 (110KVSS)	-	2
8	Distribution Transformer Erected	1160	1160	-	339
	Distribution Line Erected (km)	89.14 KM	89.14 KM	-	116.73 KM
9	a) HT				
10	b) LT	326.94 KM	326.94 KM	-	400.55 KM

*Source: 1. S.E., SEDC, Udaiyapatty, Salem - 14, 2.S.E. MEDC, Mettur*

## 10.7 RURAL ELECTRIFICATION - 2019-20

EB Circle	Electrified during the year				Electrified up to the year			
	TALUK	Village	Hamlet	Agri. Pump set	TALUK	Village	Hamlet	Agri. Pumpset
	1	2	3	4	1	2	3	4
Salem	--	--	--	356	--	--	--	92090
Mettur	6	188	-	428	6	188	240	50610

*Source: 1. S.E., SEDC, Udaiyapatty, Salem - 14, 2.S.E. MEDC, Mettur*

## 10.8. CAPACITY OF TRANSFORMERS

Year: 2019-20

S. No	Name of the Stations / Sub Stations	Capacity	
		Power Transformer	Auto Transformer
1	Nethimedu,Salem	4X25 MVA	3X100 MVA
2	Udayapatty,Salem	3X25 MVA	
3	Karuppur,Salem	3X25 MVA	
4	Vembadithalam	2X25 MVA+1 x 16 MVA	
5	Mallur	2X25 MVA	
6	Singapuram	2X25 MVA	
7	Singapuram 230 KVSS	--	2 x 100 MVA
8	Thumbal	1X16 MVA+1X10 MVA	
9	Thammampatty	1X25 MVA+1X16 MVA	
10	Attur	2X25 MVA	
11	Thalaivasal	2X25 MVA	
12	Deviakurichi	-	2X100 MVA
13	Mettupatty	2X25 MVA	
14	Kitchipalayam	3X25 MVA	
15	Thedavor	2X16MVA	
16	Kandampatti	2X16MVA	
17	Hasthampatti	2X25 MVA	
18	P.G.Palayam	2X10MVA	
19	Gudamalai	1X10MVA	
20	Maliyakari	2X10MVA	
20	Veerapandy	2X16MVA	
21	Mettur RS	2X16=32MVA	
22	Kolathur	1X8+2X5=18MVA	
23	Thumbipadi	2x25=50MVA	
24	Nangavalli	3x10=30MVA	
25	Idappady	2x25=50MVA	
26	Sankari	3x25=75MVA	
27	Jalakandapuram	2x16=32MVA	
28	Mecheri	2x10=20MVA	
29	Komarapalayam	2X25MVA	
30	Pallipalayam	2X25MVA	
31	Poolampatti	2x16=32MVA	
32	Mettur/Town	2x10+1x16=36MVA	
33	Tharamangalam	2x16=32MVA	
34	Samayasangilli	2X25 MVA	
35	Veppadai	3X16 MVA	
36	Iveli	2x16=32MVA	
37	Thevoor	1x16=16MVA	
38	Thoppur	1x16=16MVA	
39	Ettikuttaimedu	1x16=16MVA	
40	Uppupalayam	1X16 MVA	
41	Anangur	1X16 MVA	

Source: 1. S.E., SEDC, Udaiyapatty, Salem – 14, 2.S.E. MEDC, Mettur

### 10.8. NAME AND ADDRESS OF FAULT REPORT OFFICES

Year: 2019-20

S.No.	Name of the Blocks/Municipalities	Name of the Stations/ Sub Stations	Number of fault reported
1	2	3	4
1	Salem	Kitchipalayam, Kandampatty, Hasthampatty, Udayapatty	5330
2	Veerapandy	Vembadithalam, Veerapandy	2794
3	P.N.Patty	Mallur	1496
4	A.Pattanam	Mettupatty	1060
5	Valappady	Singapuram, Belur	927
6	Yercaud	Hasthampatty, Yercaud	96
7	Attur	Attur, Malliakarai	2709
8	P.N.Palayam	Thumbal, P.G.Palayam	1265
9	Gangavalli	Thedavur, Thammampatty, Gudamalai	1337
10	Thalaivasal	Thalaivasal	2711
11	Omalur	Karuppur	2935
12	Omalur	Thumbipady	136
13	Kadaiyampatty	Thumbipady	132
14	Tharamangalam	Salem, Nangavalli	492
15	Mecheri	Mechery, Nangavalli	482
16	Nangavalli	Nangavalli	317
17	Kolathur	Kolathur	388
18	Sankagiri	Sankagiri	304
19	M.D.Choultry	Sankagiri, Mallasamuthram	22
20	Edapady	Edapady	206
21	Konganapuram	Edapady	96

Source: 1. S.E., SEDC, Udaiyapatty, Salem – 14, 2.S.E. MEDC, Mettur





**11. EDUCATION**  
**11.1 UNIVERSITIES, STUDENTS AND TEACHERS AND COURSES OFFERED**

**Year: 2019-20**

Sl.No.	Name of the University	Students			Teachers	Number of Depts
		Boys	Girls	Total		
1	2	3	4	5	6	7
1.	Periyar University	663	1154	1817	151	28

*Source: Registrar of Respective University (Periyar University).*

**11.2 COLLEGES FOR GENERAL EDUCATION, STUDENTS AND TEACHERS**

**Year: 2019-20**

Sl. Number	Name of Institution	Number of Institution	Students			Teachers
			Boys	Girls	Total	
1	2	3	4	5	6	7
1.	Government Colleges	16	15628	24734	40362	720
2.	Aided Colleges	4	4928	4524	9452	230
3.	Self Financed Colleges	82	38246	88263	126509	3922
4.	Constituent Colleges	4	2423	2176	4599	39
<b>Total</b>		<b>109</b>	<b>61229</b>	<b>119702</b>	<b>180928</b>	<b>4918</b>

*Source: Concerned Head of Institutions.*

### 11.3 COLLEGES FOR PROFESSIONAL EDUCATION, STUDENTS AND TEACHERS

Year: 2019-20

Sl. Number	Name of the Institutions	Number of Institutions	Students			Teachers
			Boys	Girls	Total	
1	2	3	4	5	6	7
1	Medicine	3	1095	1489	2509	632
2	Dental	1	118	331	449	42
3	Pharmacy	3	1527	717	2244	98
4	Ayurvedic	-	-	-	-	-
5	Siddha	1	16	35	51	5
6	Unani	-	-	-	-	-
7	Homeopathy	1	178	410	588	47
8	Nursing	7	299	1292	1591	177
9	Engineering & Technology	14	11536	6429	17965	1474
10	Agriculture	-	-	-	-	-
11	Veterinary	-	-	-	-	-
	Law College	2	785	397	1182	53
13	Teacher Training Institutes	9	562	658	1220	204
14	College of Physical Education	1	413	35	448	12
15	B.P.T Physiotherapy	1	148	131	279	9
16	Institute of Paramedical Science	1	0	20	20	2
17	M.C.A	-	-	-	-	-
18	M.B.A.	-	-	-	-	-
19	College of Education	20	350	3026	3376	303
20	Hotel Management	7	674	28	702	47

*Source: Concerned Head of Institutions.*

**11.4.COLLEGES FOR SPECIAL EDUCATION, STUDENTS AND TEACHERS**

Year: 2019-20

Sl.No	Name of Institutions	Number of Institutions	Students			Teachers
			Boys	Girls	Total	
1	2	3	4	5	6	7
Nil						

Source: Concerned Head of Institutions.

**11.5 SCHOOLS FOR GENERAL EDUCATION, STUDENTS AND TEACHERS**

Year: 2019-20

S.No.	Name of the Institutions	Number of Institutions	Students			Teachers
			Boys	Girls	Total	
1	2	3	4	5	6	7
1	Kasturba Gandhi Balika Vidhyalaya (KGBV)	13	0	930	930	94
2	Nursery Only	23	365	312	677	40
3	Primary with Nursery	263	26247	22122	48369	2553
4	Primary Only	1182	38906	40496	79402	3587
5	Primary with Middle	393	33528	31254	64782	3120
6	Primary with Secondary	96	32871	24725	57596	2202
7	Primary with Higher secondary	150	91420	71576	162996	5383
8	Middle Only	1	29	24	53	7
9	Middle with Secondary	148	16065	15106	31171	1531
10	Middle with Higher Secondary	201	77052	88345	165397	6169
11	Secondary with Higher Secondary	3	100	92	192	15
		2473	316583	294982	611565	24701

Source: DEEO Salem, DEOs Salem and Sankagiri

## 11.6. SCHOOLS FOR PROFESSIONAL EDUCATION, STUDENTS AND TEACHERS

Year: 2019-20

Sl. No	Name of the Institution	Number of Institutions	Students			Teachers
			Boys	Girls	Total	
1	2	3	4	5	6	7
1	Teacher Training Institutions	7	562	658	1220	204

*Source: Concerned Institutions*

## 11.7. SCHOOLS FOR SPECIAL EDUCATION, STUDENTS AND TEACHERS

Year: 2019-20

S.No.	Name of the Institution	Number of Institutions	Students			Teachers
			Boys	Girls	Total	
1	2	3	4	5	6	7
1.	Schools for Blind	1	28	13	41	4
2.	Schools for Deaf	1	30	16	46	10
3.	Schools for Orthopedically Handicapped	1	67	31	98	13
4.	Schools for Mentally Retarded	1	32	16	48	3
5	Vocational Training Centres for MR	2	21	15	36	2
6	Early Intervention Training Centre for MR	1	27	16	43	5
7	Early Intervention Training Centre for HI	1	9	3	12	1
8	Early Intervention Training Centre for Autism	1	16	10	26	5
9	ST. Judes School For intellectually Disabled	1	67	31	98	13

*Source: District Differently Abled Welfare Officer, Salem.*

**11.8. INSTITUTIONS FOR OTHER PROFESSIONAL EDUCATION,  
STUDENTS AND TEACHERS 2019-20**

Sl. No	Name of the Institution	Number of Institutions	Students			Teachers
			Boys	Girls	Total	
1	Pvt. Polytechnic	18	10835	1427	12352	848
2	I.T.I	14	1532	558	2080	201

*Source: Concerned Institutions*

**11.9.COMPUTER TRAINING CENTRES  
2019-20**

Sl.No.	Name of the Block/Municipalities	Number of Computer Training Centres
1	Salem	80
2	Veerapandy	6
3	P.N.Patty	5
4	A.Pattanam	2
5	Valappady	5
6	Yercaud	2
7	Athur	9
8	P.N. Palayam	2
9	Gangavalli	5
10	Thalaivasal	3
11	Omalur	1
12	Kadaiyampatty	1
13	Tharamangalam	6
14	Mecheri	3
15	Nangavalli	6
16	Kolathur	9
17	Sankagiri	4
18	M.D.Choultry	1
19	Edapady	5
20	Konganapuram	2

*Source: Concerned Local Bodies/ DIC Salem*

### 11.10.HOSTELS AND INMATES BY COMMUNITY

Number of Hostels													Year:2019-20		
Scheduled Caste			Scheduled Tribe				Most Backward Class and De-notified Communities			Backward Class					
B	G.	T.	B.	G.	BOT H	T.	B.	G.	T.	B.	G.	T			
1.	2.	3.	4.	5.	6.	7.	8.	9.	10.	11.	12.	13.			
29	13	42	5	2	7	14	23	9	32	10	6	16			

11.10 Contd...

Number of Inmates											
Scheduled Caste			Scheduled Tribe			Most Backward Class and De-notified Communities			Backward Class		
B.	G.	T.	B.	G.	T.	B.	G.	T.	B.	G.	T.
14.	15.	16.	17.	18.	19.	20.	21.	22.	23.	24.	25.
1629	864	2493	513	467	980	1331	625	1956	673	407	1080

### 11.11.SCHOLARSHIPS TO STUDENTS BY COMMUNITY

Year: 2019-20

Scheduled Caste/Scheduled Tribe, De-notified Communities/Most Backward Classes Backward Classes			
Number of Beneficiaries		Amount (Rs. in '000')	
SC/ST	MBC/BC	SC/ST	MBC/BC
24400	37787	23250	89343

Source: District Adi-Dravidar and Tribal Welfare, & District Backward Class and Minorities Welfare Officer, Salem.

# Fisheries



## 12. FISHERIES

### 12.1 FISHERIES DEVELOPMENT

Year: 2019-20

#### 1. Area :

a.	Total Coastal Line of the District	-
b.	(i). Total Inland Fresh Water spread Area (ii). Estuaries and Brakish Water Area	26670 ha Nil
c.	Marine Fishing Villages	-

#### 2. Fish Production:

Item	Quantity (Tonne)	Value (Rs.in lakhs)
Inland	9004.873	7.203

#### 3. Inland:

Sl.No.	Fisheries Development Freezing Plants	
1	a. Freezing Plants	-
	b. Ice plants, and walk in coolers	3 ice Plant
	c. Sea food manufacturing Units in private sector	-
2.	Fisheries Training centre	
	Marine	-
	Inland	Fish culture fish seed production
3	Fishing Vessels (Inland)	-
4	Active Marine Fishermen	9277

#### 4. Export :

Fish and Fish Products	
Quantity (Tonne)	-
Value (Rs.in lakhs)	-

*Source: Asst. Director of Fisheries, Mettur Dam, Salem*

### 12.2 ESTIMATED MARINE FISH PRODUCTION / INLAND FISH PRODUCTION

Year: 2019-20

Sl. No.	Block/Municipalities	Quantity (Tonne)	Value (Rs. In lakhs)
1	Salem District	9004.873	7.203

*Source: Asst. Director of Fisheries, Mettur Dam, Salem*




### 12.3 NUMBER OF FAMILIES ENGAGED IN FISHING

Year: 2019-20

Sl.No.	Name of the Block	Number of Fisherman engaged
1	Salem	652
2	Veerapandy	115
3	Panamarathupatti	84
4	A.pattinam	102
5	Valappady	208
6	Yercaud	28
7	Attur	364
8	P.N.Palayam	240
9	Gangavalli	168
10	Thalaiwasal	134
11	Omalur	222
12	Kadaiyampatty	212
13	Tharamangalam	95
14	Mecheri	1053
15	Nangavalli	1224
16	Kolathur	2120
17	Sankagiri	369
18	Magudavanchavadi	157
19	Edappady	1018
20	Konganapuram	712
<b>Total</b>		<b>9277</b>

Source: Asst. Director of Fisheries, Mettur Dam, Salem

# HANDLOOM



## 13. HANDLOOM

### 13.1.NUMBER OF FOCAL CENTRES WITH LOCATION DETAILS

Year :2019-20

S.No	No. of the Focal Centres	Name / Location of the Focal Centres
1	Salem	Ammapet, Ponnammamet, Agraharam
2	Veerapandy	Attaympatty
3	Panaimarathupatty	Mallur, Nilavarapatty, kondalampatty,
4	Ayothiyapattinam	Ayothiyapattinam
5	Yercaud	Nil
6	Valapaddy	Nil
7	Peddhanaickenpalayam	Nil
8	Attur	Nil
9	Thalaiwasal	Nil
10	Gangavalli	Nil
11	Kadayampatty	Kadayampatty
12	Omalur	Chinnathirupathi, Omalur
13	Tharamangalam	Thoppur, Amaragundhi, Tharamangalam
14	Mecheri	Mechari, Virudasampatty
15	Nangavalli	Nangavalli, Soorapalli, Jalakandapuram
16	Kolathur	Nil
17	Sankari	Nil
18	Magudanchavadi	1. Vebadithalam 2. Karaiyanur 3. Kachakaranur 4. Thalaiyur 5. Chinna Unjakattu 6. Karaiyanur Kattuvalavu 7. Pattanapatty 8. Thiyalampatty 9. Elamapillai
19	Edapady	1. Dhathapuram 2. Eruppali 3. Chinnappampatti 4. Dhever 5. Chettipatty
20	Konganapuram	Katchupalli
21	Edapady Municipality	1. Edapady Town 2. Chinnamanali 3. Nachipalayam 4. Vellandyvalasu 5. Alachampalayam
22	Salem Corporation	Salem
23	Attur Municipality	Nil
24	Narasingapuram Municipality	Nil
25	Mettur Municipality	Nil

*Source: DD Handlooms and Textiles, Salem and AD Handlooms and Textiles*

### 13.2 NUMBER OF SOCIETIES & VARIETYWISE PRODUCTION

Year: 2019-20

No. of Societies	Cotton		Silk		Mixture of Art silk & Cotton	
	Length in Meter	Value (Rs. In lakhs )	Length in Meters	Value (Rs. In lakhs )	Value (Rs. In '000')	Length in Meters
57	27.24	1119.03	8.42	3489.64	-	-

Source: D.D. Handloom & Textiles, Salem. & A.D. Handloom & Textiles, salem

### 13.3. NUMBER OF POWERLOOMS & EMPLOYEES WORKING

Year: 2019-20

Handloom Division	Number of Power looms	Number of Employees working
Salem	2768 (Looms) (17 Societies)	1612

Source: D.D. Handloom & Textiles, Salem.

### 13.4. NUMBER OF FAMILIES ENGAGED IN HANDLOOMS AND POWERLOOMS

Year: 2019-20

Sl. Number	Name of the Block/Municipalities	Number of the families engaged in	
		Handlooms	Power looms
1	2	3	4
1	Salem (include Corporation)	11116	337
2	Veerapandy	1636	2069
3	P.N.Patty	3	-
4	A.Pattanam	280	-
5	Valappady	67	-
6	Yercaud	1	-
7	Attur	29	-
8	P.N.Palayam	-	-
9	Ganvalli	-	-
10	Thalaivasal	-	-
11	Omalur	888	-
12	Kadaiyampatty	809	-
13	Tharamangalam	717	362
14	Mecheri	3941	-
15	Nangavalli	1668	-
16	Kolathur	1	-
17	Sankagiri	3485	--
18	M.D.Choultry	-	-
19	Edapady (include Municipality)	3108	-
20	Konganapuram	15	-

Source: D.D. Handloom & Textiles, Salem.

# HANDCRAFTS



## 14. HANDICRAFTS

### 14.1. NAME AND ADDRESSES OF THE HANDICRAFT WORKERS

Year: 2019-20

Sl. No	Name of the block	Number of Registered Handicrafts	Article		
			Available in their handicrafts	Value of articles	
				Produced	Sold
1	2	3	4	5	6
1	Panamarathupatti	38	Bamboo Craft	NA	NA
2	Salem	24	Embroidery	NA	NA
3	Salem	4	Stone Carving	NA	NA
4	Gangavalli	7	Wood Carving	NA	NA
5	Salem	1	Painting	NA	NA
6	Edapadi	1	Textiles	NA	NA
7	Panamarathupatti	1	Stone Carving	NA	NA
8	Salem	1	Wood Carving	NA	NA
9	Salem	2	Art Metal	NA	NA
10	Omalur	5	Stone Carving	NA	NA
11	Gangavalli	33	Stone Carving	NA	NA
12	Salem	39	Pottery	NA	NA
13	Valapady	1	Wood Carving	NA	NA
14	Salem	8	Textiles	NA	NA
15	Salem	13	Jewellery	NA	NA
16	Omalur	1	Hand Printed Textiles	NA	NA

*Source: Asst. Director of Handicrafts Marketing and Service Extension Centre, 184-Chinna kadai Veedhi, Salem*

## 14.2.ARTICLES AVAILABLE IN HANDICRAFTS

Year: 2019-20

Sl.No	Works	Articles	Value (in Rs.)
1	Wood works (Thammampatty)	Sandal woods, rose woods, white wood, rose wood inlay	1,52,200
2.	Metal works	Bronze, Iron, Brass and amps, art plates, sheet metal , block	NA
3.	Fiber product	Jute product, straw pictures, coir product, misc. fiber.	NA
4.	Textiles	Appliqué thombai, temple umberlaw	NA
5.	Jams and jeweler	Temple jewelers, Semi precious stones and covering jewelers	NA
6.	Painting	Tanjur painting	NA
7.	Stone carvings (Omalur)	Granite stone , shop stone	66040
8.	Thanjavur Garland (Salem)	Sandal beds mala	13,835
9.	Paper machine	Danching Doll, Krishna, Laxmi, Saraswathi Doll and etc.	NA
10.	Clay and Plaster of praise	Krishna, laxmi, saraswathi Dolls etc.	NA
11.	Pith temple articles	Thanjore temple, madurai temple, sri rangam temple, trichy	NA
12.	Insane perfumers	Bathi and pooja items sandal wood oil and perfumes.	NA
<b>Total</b>			<b>232075</b>

*Source: Manager, Poompuhar Show Room, Salem-1*

## 14.3.VALUE OF ARTICLES PRODUCED

Year: 2019-20

Sl. No	Name of the Handicraft	Value of the articlesProduced (Rs.in Lakhs)	Value of the articles sold (Rs.)
1	2	3	4
1	Wood carving- Thammampatty	253561	101361
2	Stone carving-omalur	210590	144550
3	Thanjavur garland- salem	165811	151976
	<b>Total</b>	<b>629962</b>	<b>397887</b>

*Source: Manager, Poompuhar Show Room, Salem-1*

#### 14.4. NUMBER OF FAMILIES ENGAGED IN HANDICRAFTS

Year: 2019-20

<i>Sl. Number</i>	<i>Name of the Block/Municipalities</i>	<i>Number of the Handicrafts</i>	<i>Number of the families engaged</i>
<b>1</b>	<b>2</b>	<b>3</b>	<b>4</b>
<b>1</b>	<b>SALEM</b>	Silver Jewellery	<b>13</b>
		Agarbathi	-
		Hand Embroidery	<b>24</b>
		Clay Toys	-
		Waste Cotton Food mat	-
		Bamboo Craft	<b>38</b>
		Tanjore Painting	<b>1</b>
		Wood Carving	<b>9</b>
		Stone Carving	<b>43</b>
		Art Metal	<b>2</b>
		Textiles	<b>10</b>
		Pottery	<b>39</b>
<b>Total</b>		<b>179</b>	

*Source: Asst. Director of Handicrafts Marketing and Service Extension Centre, 184-Chinna kadai Veedhi, Salem*



# HEALTH



## 15 .HEALTH & FAMILY WELFARE

### 15.1. HOSPITALS, DISPENSARIES, BED STRENGTH, DOCTORS AND NURSES

Year: 2019-20

Classification	Modern Medicine	Indian Medicine					Homoeopathy	Grand Total
		Ayurvedic	Siddha	Unani	Ayurvedic Siddha Unani combined	Total		
<b>1</b>	<b>2</b>	<b>3</b>	<b>4</b>	<b>5</b>	<b>6</b>	<b>7</b>	<b>8</b>	<b>9</b>
<b>Hospitals</b>	<b>12</b>	<b>1</b>	<b>18</b>		<b>-</b>	<b>19</b>	<b>6</b>	<b>37</b>
<b>Dispensaries</b>	<b>4</b>	<b>1</b>	<b>7</b>	<b>1</b>	<b>-</b>	<b>9</b>	<b>-</b>	<b>13</b>
<b>Primary Health Centres</b>	<b>107</b>	<b>1</b>	<b>18</b>		<b>-</b>	<b>19</b>	<b>-</b>	<b>126</b>
<b>Health Sub Centres</b>	<b>461</b>	<b>-</b>	<b>-</b>	<b>-</b>	<b>-</b>	<b>-</b>	<b>-</b>	<b>461</b>
<b>Other Medical Institutions(MMU)</b>	<b>3</b>	<b>-</b>	<b>-</b>	<b>-</b>	<b>-</b>	<b>-</b>	<b>-</b>	<b>3</b>
<b>Bed Strength</b>	<b>2760</b>	<b>-</b>	<b>41</b>	<b>-</b>	<b>-</b>	<b>41</b>	<b>-</b>	<b>2811</b>
<b>Number of Doctors</b>	<b>721</b>	<b>2</b>	<b>65</b>			<b>65</b>	<b>4</b>	<b>790</b>
<b>Number of Nurses</b>	<b>1276</b>		<b>34</b>			<b>34</b>	<b>3</b>	<b>1313</b>
<b>NRHM</b>	<b>100</b>	<b>2</b>		<b>1</b>		<b>3</b>	<b>2</b>	<b>105</b>

*Source: Joint Director of Medical and Rural Health Services and Famil Welfare, Salem, District Siddha Medical Officer, Salem-1 & DD Health Services, Salem & Medical Officer, Salem Corporation*

### 15.2.NUMBEROF ALLIED PATHOLOGICAL UNITS AVAILABLE

Year: 2019-20

SLNumber	Name of the Institution	Number of Pathological Units
<b>1</b>	<b>2</b>	<b>3</b>
<b>1</b>	<b>Govt.Mohan Kumaramangalam Medical College, Salem-30</b>	<b>4</b> (Biopsy, Hematology, Clinical Pathology, Immuno histo chemistry)

*Source: Dean, Govt Mohan Kumaramangalam Medical College Hospital, Salem*

### 15.3.DISEASE –WISE PATIENTS TREATED

Year: 2019-20

S.No	Name of the Disease	Number of patients treated		
		In Patients	Out Patients	Total
1	Suram	842	128541	129383
2	Irumal		41225	41225
3	Iraippu	632	35243	35875
4	Illaipu	714	10257	10971
5	Gunmam	258	19365	19623
6	Panndu	236	26365	26601
7	Kaamalai	457	15742	16199
8	Kazhichal	284	18658	18942
9	Eruvaai Mulai	452	22874	23326
10	Kalladaippu	426	23678	24104
11	Keel Vaayu	247	14782	15029
12	Soolai	685	20147	20832
13	Veenpuli	954	14721	15675
14	Karapan	759	16358	17117
15	Ovvamai	114	12547	12661
16	Kaalanjaka Padai	358	27413	27771
17	Soothaga Vali	112	15243	15355
18	Vellai	74	12365	12439

Source: Dean, Govt Mohan Kumaramangalam Medical College Hospital, Salem and Joint Director of Medical and Rural Health Services and Family Welfare, Salem, District Siddha Medical Officer, Salem-1 and DD Health Services, Salem and M.O Salem Corporation

#### 15.4.DISTRIBUTION OF MEDICAL PERSONNEL

Year: 2019-20

Number of Doctors	Number of Nurses	Number of Technical persons	Others {specify}	Total
291	461	137	237	1206

*Source: Dean, Govt Mohan Kumaramangalam Medical College Hospital, Salem and District Siddha Medical Officer, salem-1 and DD Health Services and Family Welfare, Salem*

#### 15.5.PROGRESS OF FAMILY WELFARE PROGRAMMES

Year: 2019-20

Sl.Number	Name of the District	Sterilisation		IUD		Users of conventional contraceptives		Users of oral pills	
		Target	Achievement	Target	Achievement	Target	Achievement	Target	Achievement
1	2	3	4	5	6	7	8	9	10
1	<b>Salem District</b>	18000	11353	18700	11430	26900	3376	17700	1700

*Source: Deputy Director of Medical, Rural Health Services and Family Welfare, Salem*



## 16. HOUSING

### 16.1. PLANS SANCTIONED, BUILDING COMPLETED UNDER PRIVATE SECTOR

Year: 2019-20

Sl.No.	Name of the Town Panchayat/Municipalities/Corporations	Room Unit Size	No.of plans Sanctioned
1	2	3	4
1	Corporation	NA	990
2	Mettur Municipality		24
3	Edapaddy Municipality		32
4	Attur Municipality		109
5	Narasingapuram 2 <sup>nd</sup> Grade Municipality		0
6	Town Panchayats		59

*Source: Concerned Local Bodies*

### 16.2. PLANS SANCTIONED, BUILDING COMPLETED UNDER PUBLIC SECTOR

Year: 2019-20

Sl. No	District	Room Unit size	Public Sector
1	2	3	4
1	Salem	-	2070

*Source: Concerned Local Bodies*

### 16.3. AMOUNT INVESTED IN HOUSING AND BUILDING ACTIVITY UNDER PUBLIC SECTOR

Year: 2019-20

Residential Rs. in '000'	Percentage to total	Non-Residential Rs. in '000'	Percentage to total	Total Rs. in '000'
1	2	3	4	5
320600	73.01	118500	26.98	439100

*Source: Department of Economics & Statistics*

#### 16.4. CONSTRUCTION ACTIVITY OF TAMIL NADU HOUSING BOARD

Year: 2019-20

Sl. No	Name of the Scheme	Number
1	Low Income Group Housing Schemes Flats	NIL
2	Middle Income Group Housing Schemes	
3	Slum Improvements/Clearance Tenements	
4	Tamil Nadu Government Rental Housing	
5	Subsidized Industrial Housing Tenements	
6	Fire Proof Tenements	
7	Special Low Cost Housing Scheme	
8	Police	
9	Specify any other H.I.G. (Kandampatti East SF Scheme HIG)	

Source: Deputy Registrar, Salem Region, Salem.

#### 16.5. CONSTRUCTION ACTIVITY OF TAMIL NADU SLUM CLEARANCE BOARD

Year: 2019-20

Name of the Block	Item	Achievement
1.	Number of Tenements sanctioned for construction	NIL
2.	Number of Tenements constructed	
3.	Amount sanctioned (Rs.in lakhs)	
4.	Amount spent (Rs.in lakhs)	
5.	Number of tenements occupied	
6.	Rent received (Rs.in lakhs)	

Source: Executive Engineer, Tamil Nadu Slum Clearance Board, Salem Division.

#### 16.6. INDEX NUMBERS OF BUILDING CONSTRUCTION COST IN URBAN CENTRES (1999-2000=100)

Year: 2019-20

S. No	District Urban Centres	Building Index Building materials	Construction cost for building Labour	Other Charges	Combined Index
1	2	3	4	5	6
1	Salem	417.69	650.19	471.05	489.21

Source: Department of Economics & Statistics.

#### 16.7. LABOUR CHARGES OF CONSTRUCTION WORKERS - INDEX

Year: 2019-20

Charges of Skilled Construction Workers	Charges of UnSkilled Construction Workers	Combined
1	2	3
623.35	505.33	564.34

Source: Directorate of Economics & Statistics



# Industries



## 17. INDUSTRIES

### 17.1 RESULTS OF ANNUAL SURVEY OF INDUSTRIES

Year: 2019-20

Characteristics	Units	Results for all Industries
NA		

*Source: Department of Economics & Statistics*

### 17.2. ESTIMATES OF OUTPUT AND VALUE ADDED BY MANUFACTURE BASED ON ANNUAL SURVEY OF INDUSTRIES

Year: 2019-20

Industry Group	Description of the Industry	AIL Employees	Value of output Rs. In lakhs	Value added
17	Mfg. of textiles	16056	NA	NA
15	Mfg. of food products	6895		
22	Publishing, printing	103		
19	Leather Chapels	54		
14	Mineral crushing such as feldspar, calcite, Dolomite Calcite	2592		
20	Mfg. of wood products	291		
24	Mfg. of chemical products	752		
23	Mfg. of coke, refined petroleum products	39		
25	Mfg. of Rubber & Plastic products	1094		
21	Mfg. of paper products	858		
26	Mfg. of other Non-Metallic mineral products	2592		
17	Calendaring & Zero finishing of cloth	2787		
33	Mfg. of Medical, Optical instruments	63		
34	Mfg. of Motor Vehicles	274		
35	Mfg. of other transport equipments	2489		
30	Mfg. of computing machinery	246		
31	Mfg. of Electrical machinery	701		
27	Mfg. of Basic metals	998		
29	Mfg. of Machinery & Equipment NEC	964		
32	Mfg. of Radio, Television Equipments	3		
28	Mfg. of fabrication metal products	1125		
36	Mfg. of furniture	564		
37	Mfg. of Recycling	--		
41	Collection, Purification of water	119		
18	Readymade Garments	47		

*Source: General Manager, District Industries centre Salem.*

### 17.3 INDUSTRIAL PRODUCTION

Year: 2019-20

Sl.No.	Name of the Product	Unit of quantity	Production
1	LIMESTONE	1	7,52,600

Source: Directorate of Economics and Statistics, Chennai-6.

### 17.4. PRODUCTION AND VALUE OF MAJOR MINERALS

Year: 2019-20

Name of the District	Name of the Mineral	Quality (Tonne)	Value (in Rupees)
Salem	Limestone (MT)	312112	39080847
	Quartz(MT)	1920	326400
	Feldspar(MT)	25030	2579942
	Magnasite(MT)	62116	8031512
	Bauxite(MT)	0	0
	Dunite(MT)	0	0
	Granite (CBM)	5747.094	15114682
	Rough stone(M <sup>3</sup> )	692520	40781821
	Gravel/Soil (M <sup>3</sup> )	43650	1093500

Source: Asst Director of Geology and Mining, Salem.

### 17.5. PRODUCTION OF HANDLOOM CLOTH

Year 2019-20

Sl.No	Varitey of Cloth	Production ( in lakh metres)
1	Silk Dhoty	3.36
2	Silk Saree	5.06
3	Handtowel	0.17
4	Shirting	0.01
5	Cotton Dhothy	1.78
6	Cotton Saree	0.28
7	Bedsheet	0.02
8	Carpet	0.03
9	Casement	1.12
10	PDS Dhothy	23.81
11	Others( mosquito net, solvai and etc)	0.022
	<b>TOTAL</b>	<b>35.66</b>

Source: D.D. Handloom & Textiles, Salem.

### 17.6. SAMLL SCALE INDUSTRIES

Year : 2019-20

SL. NO	MAJOR CLASSIFICATION	DETAILS OF MAJOR PRODUCTS	Number of Units
1	19	CUTTING AND POLISHING OF GRANITE SLABS	3
2	20	WET GRINDING OF FOODGRAINS AND ALLIED INDUSTRIES	86
3	21	EXTRACTION OF EDIBLE OIL AND OILCAKE FROM GROUNDNUT AND MFG.OF TAPIOCA STARCH	4
4	22	BEVERGES AND TOBACCO PRODUCTS	2
5	23	MFG.OF UNPROCESSED COTTON FABRIC USING POWER LOOMS	50
6	24	TWISTING OF SILK YARN	31
7	26	TAILORING	4
8	27	MFG. JACQUIRED DESIGNED KORAI MATES	0
9	28	BOOK BINDING	0
10	29	LEATHER PRODUCTS	10
11	30	MFG.OF PVC BENDS PIPES AND COUPLERS	6
12	31	MFG.OF COMPUTER TABLES AND PLASTICS FROM INJECTION MOULDING	13
13	32	MFG.OF CONCRETE DOORS	2
14	33	SILVER WIRE DRAWING	20
15	34	MFG.OF STAINLESS STEEL, MILK TANKERS AND FABRICATION OF M.S. GATES AND GRILS	60
16	35	GENERAL ENGINERING WORKS	17
17	36	MFG. OF AUTOMOBILE BATTRIES,BATTERY PLATES AND UPS	2
18	38	MFG.OF SILVER BALLS USED I SILG-VCER CHAIL	4
19	82	DTP WORK AND INTERNET BROWSING	1
20	96	BEAUTY PARLOUR	53
21	97	REPAIRING AND SERVICING WORK OF TYPEWRITERS AND ELECTRICALS APPLAIENCE	1
22	74	COLD STORAGE	20
<b>Total</b>			<b>389</b>

*Source: General Manager, D.I.C. Salem.*

### 17.7.KHADI AND VILLAGE INDUSTRIES

Year: 2019-20

Sl.No.	Industry	Production (Rs. In lakhs)	Sales (Rupees in lakhs)	Employments (Numberof persons)	Earnings (Rs. In lakhs)
1	1	2	3	4	5
<b>Khadi Industries</b>					
1	Nepali Loom				
2	Rural Textile	15.96		35	15.96
3	Khadi Sub centres	18.78		4	18.78
<b>Khadi Sales</b>					
1	Khadi Sales		74.81	4	74.81
2	Village Industries		16.87		16.87
3	Others				
	Soap Industry	13.39		2	13.39
	Footware Unit				
	Handmade paper unit				
	Agarbathi Unit				

Source: Asst Director of Khadi and Village Industries, Salem

### 17.8.NUMBER OF PRINTING PRESSES

Year: 2019-20

Sl. No.	District	Number
(1)	(2)	(3)
1	Salem	244

Source: DIC, Salem

**17.9.NUMBER OF PHOTOCOPY (XEROX) CENTRES**

Year 2019-20

Sl. No.	Name of the Block / Municipality	Number of Xerox Centres
1	2	3
1	Salem	118
2	Veerapandi	28
3	P.N.Patty	17
4	A.Pattinam	28
5	Valapadi	24
6	Yercaud	27
7	Attur	63
8	P.N.Palayam	30
9	Gangavalli	41
10	Thalaivasal	58
11	Omalur	24
12	Kadayampatty	33
13	Tharamangalam	26
14	Mecheri	50
15	Nangavalli	64
16	Kolathur/Mettur	48
17	Sankagiri	18
18	Mac Donald	18
19	Idapaddy	20
20	Konganapuram	8

*Source: DIC, Salem and concerned local bodies*



**18.FACTORIES**  
**18.1.REGISTERED AND WORKING FACTORIES**

Year: 2019-20

Sl. Number	Item	Numbers
1.	Factories on the Registered at the beginning of the year	903
2.	Factories added during the year	19
3.	Factories removed during the year (01.04.2015 to 31.03.2016)	0
4	Factories on the register at the end of the year	922
5.	Number of Man days Worked (in Lakhs)	12972300
6	Number of Working Factories	597

*Source: Deputy Chief Inspector of Factories, Salem.*

**18.2.EMPLOYMENT IN WORKING FACTORIES**

Year: 2019-20

Sl. Number	Item	Numbers
1	All Factories	43241

*Source: Deputy Chief Inspector of Factories, Salem.*

**18.3. TRADE UNIONS INDUSTRIAL DISPUTES BY STRIKES  
AND LOCKOUTS GHERAOS**

Year: 2019-20

Sl. No	Items	Numbers
1.	Number of Registered Trade Unions	10
2.	<b>Strike:</b>	
	Number of Strike	Nil
	Number of Workers Involved	Nil
3.	Number of Mandays Lost	Nil
	<b>Lockouts:</b>	
	Number of Lockouts	Nil
4.	Number of Workers Involved	Nil
	Number of Mandays Lost	Nil
	<b>Gheraos:</b>	
4.	Number	Nil
	Workers Involved	Nil
	Mandays Lost	Nil

*Source: Deputy Commissioner of Labour, 4<sup>th</sup> Floor, Collectorate, Salem*

**19.LOCAL BODIES**  
**19.1.MUNICIPAL BODIES AREA AND POPULATION BY GRADES**  
**(As on 31st March)**

Year: 2019-20

Sl. No	Classification of Municipal Bodies	Name	Number	Area (Sq.Km.)	Population
1.	Corporation	Salem	4 zone, 60 Divisions	91.34	829267
2.	Special Grade	-	-	-	-
3.	Selection Grade	Mettur	30 ward	14.5	55200
		Attur	33ward	27.62	65200
4.	First Grade	Idapadi	30 ward	28.22	56193
5.	Second Grade	Narasingapuram	18 ward	14.55	29000

*Source: Directorate of Economics and Statistics, Chennai-6.*

**19.2. MUNICIPAL BODIES BY TALUKS**

Sl.Number	Taluk	Corporations	Grade of Municipal Councils					Township Committees	Total
			Special	Selection	First	Second	Third		
1	2	3	4	5	6	7	8	9	10
1	Salem	1							1
2	Attur			1		1			2
3	Mettur				1				1
4	Idapaddi				1				1

*Source: Directorate of Economics and Statistics, Chennai-6.*

**19.3.PANCHAYATS UNIONS, VILLAGE / TOWN PANCHAYATS**

Year: 2019-20

Sl. No.	Village Panchayat/ Town Panchayat	Development Districts	Panchayat Union	Village Panchayats	Town Panchayats
1	Village Panchayat	1	20	385	33

*Source: District Rural Development Office.*



#### 19.4. REVENUE DIVISIONS, TALUKS, FIRKAS AND REVENUE VILLAGES

Year: 2019-20

Sl. No.	Revenue Divisions	Revenue Taluks	Revenue Firkas	Revenue Villages
1	2	3	4	5
1	4	13	42	653

Source: District Revenue Administrative Office.

#### 19.5. TAX COLLECTED BY CORPORATION / MUNICIPALITY / PANCHAYAT UNION / TOWN PANCHAYAT / VILLAGE PANCHAYAT

Year: 2019-20

Item	Salem Corporation (Rs in Lakhs)	Municipality (Rs in Lakhs)	Panchayat Union (Rs in Lakhs)	Town Panchayat (Rs in Lakhs)	Village Panchayat (Rs in Lakhs)
1	2	3	4	5	6
Total	4807.22	1456.214	61.88	1970.769	1446.612

Source: Concerned Municipalities, AD (Town Panchayats), AD (Panchayats) - Salem District

#### 19.6. RURAL DEVELOPMENT ACTIVITIES

Year: 2019-20

Sl.no	Name of the scheme	Number of works Taken up		Number of works completed	
		During the year	Estimation (Rs. In lakhs)	During the year	Expenditure incurred (Rs. In lakhs)
1	MP-LADS	463	1135.19	233	379.230
2	MLACDS	567	3004.59	279	1421.970
3	TNRRIS- Stream I (Upgradation)	24	1184.780	2	46.260
4	TNRRIS-Stream II (Strengthening)	98	3515.130	12	393.850
5	TNRRIS-Stream III (Renewal BT)	23	420.090	6	120.880
6	20 Percentage of CGF	125	1687.880	16	172.220
7	80 Percentage of CGF (St-I)	6	370.660	3	229.310
8	80 Percentage of CGF (St-II)	25	982.340	13	470.460
9	SCPAR BT Roads	188	3853.650	20	310.480
10	Green House	929	1672.200	26	46.800

11	PMAY( G)	8610	14637.000	734	1247.800
12	SSS	57	263.470	5757	263.470
13	IHHL-LOB	5239	628.680	4715	565.800
14	RCSIDS	55	451.000	0	0
15	Special Scheme for Provision of Basic Amenities to Adi- Dravidar Habitations	57	356.000	42	262.300
<b>Total</b>		<b>16466</b>	<b>34162.66</b>	<b>6158</b>	<b>5930.83</b>

***MGNREGS- Providing Emplment***

Sl.no	Name of the scheme	Numberof works Taken up		Numberof works completed	
		During the year	Estimation (Rs. In lakhs)	During the year	Expenditure incurred (Rs. In lakhs)
1	MGNREGS- Works	18603	7701.27	7920	3881.85
2	No.of Mandays ( in Lakhs)	85.88	19666.52	85.64	19611.45

*Source: Drda, Salem*



## 20. LABOUR AND EMPLOYMENT

### 20.1. NO. OF PERSONS REGISTERED DURING THE YEAR AND TOTAL NO. OF PERSONS WAITING UPTO THE END OF THE YEAR AS PER LIVE REGISTER

*Year: 2019-20*

Sl. No	Year	Number of Persons registered during the year	Total Number of persons waiting up to the end of the year
1	2	3	4
1	2019-20	56,806	3,01,534
2	2018-19	11433	320099
3	2017-18	51920	339146
4	2016-17	61248	349397
5	2015-16	59856	347426

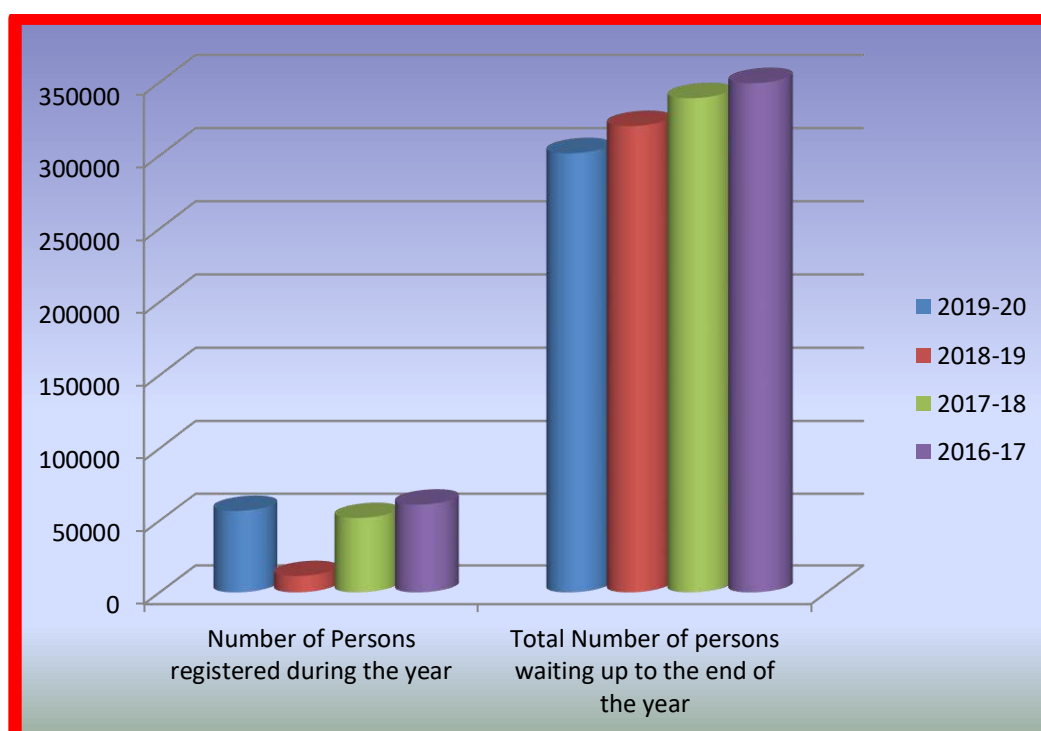
*Source: Asst Director, District Employment Office, Salem*

### 20.2. NUMBER OF PLACEMENTS DURING AND UPTO THE END OF THE YEAR

*Year: 2019-20*

Sl. Number	Type of Employment Exchanges	Placements during the year	Placements up to the year
1	District Employment and Career Guidance Centre	300	300

*Source: Asst Director, District Employment Office, Salem*



# LEGISLATURE



## 21.LEGAL SERVICE

### 21.1. JUDICIAL DIVISION AND ORIGINAL JURISDICTION

Sl.No.	Name of taluk	Name of the civil courts
1	Salem	1. Chief Judicial Magistrate Court, Salem
		2. Judicial Magistrate Court No.1, Salem
		3. Judicial Magistrate Court No.2, Salem
		4. Judicial Magistrate Court No.3, Salem
		5. Judicial Magistrate Court No.4, Salem
		6. Judicial Magistrate Court No.5, Salem
		7. Judicial Magistrate Court No.6, Salem
		8.Judicial Magistrate, Additional Mahila
		9.Spl. Court for Land Magisterial Level, Salem
		10. Mobile Court, Salem
2	Attur	1. Judicial Magistrate Court No.1, Attur
		2. Judicial Magistrate Court No.2, Attur
3	Omalur	1. Judicial Magistrate Court, Omalur
4	Mettur	1. Judicial Magistrate Court No.1, Mettur
		2. Judicial Magistrate Court No.2, Mettur
5	Sankari	1. Judicial Magistrate Court No.1, Sankari
		2. Judicial Magistrate Court No.2, Sankari

*Source :Principl District judge, salem*

**NAME OF THE COURTS IN SALEM DISTRICT**  
**21.1. JUDICIAL DIVISION AND ORIGINAL JURISDICTION**

Year :2019-20

Sl. No	Name of Taluk	Name of the Civil Courts
1.	Salem	1. Principal District Court, Salem
		2. I Additional District Court, Salem
		3. II Additional District Court, Salem
		4. III Additional District Court, Salem
		5. Labour Court, Salem
		6. Special Court for EC Act Cases, Salem
		7. Mahila Court, (Sessions), Salem
		8. POCSO Court, Salem
		9. Special District Court for MCOP Cases, Salem
		10. Special Sub Court for trial of cases under the Prevention of Corruption Act, Salem
		11. Family Court, Salem
		12. Principal Sub Court, Salem
		13. I Additional Sub Court, Salem
		14. II Additional Sub Court, Salem
		15. Spl. Sub Court for MCOP Cases No.1, Salem
		16. Spl. Sub Court for MCOP Cases No.2, Salem
		17. Chairman/Taxation Appeals Tribunal, Corporation of Salem
		18. Principal District Munsif Court, Salem
		19. I Additional District Munsif Court, Salem
		20. II Additional District Munsif Court, Salem
		21. III Additional District Munsif Court, Salem
		22. IV Additional District Munsif Court, Salem
2	Attur	1. Sub Court, Attur
		2. Principal District Munsif Court, Attur
		3. Additional District Munsif Court, Attur
3	Vazhappady	1. District Munsif cum Judicial Magistrate Court, Vazhappady
4	Omalur	1. Sub Court, Omalur
		2. District Munsif Court, Omalur
5	Mettur	1. Additional District Judge (FTC), Mettur
		2. Sub Court, Mettur
		3. District Munsif Court, Mettur
6	Sankari	1. Sub Court, Sankari
		2. District Munsif Court, Sankari
7	Edappadi	1. District Munsif cum Judicial Magistrate Court, Edappadi

*Source : Principl District Judge, Salem*

**CRIMINAL COURTS IN SALEM DISTRICT****Year :2019-20**

<b>Sl. No</b>	<b>Name of Taluk</b>	<b>Name of the Criminal Courts</b>
1	Salem	1. Chief Judicial Magistrate Court, Salem
		2. Judicial Magistrate Court No.1, Salem
		3. Judicial Magistrate Court No.2, Salem
		4. Judicial Magistrate Court No.3, Salem
		5. Judicial Magistrate Court No.4, Salem
		6. Judicial Magistrate Court No.5, Salem
		7. Judicial Magistrate Court No.6, Salem
		8. Judicial Magistrate, Additional Mahila
		9. Spl. Court for Land Magisterial Level, Salem
		10. Mobile Court, Salem
2	Attur	1. Judicial Magistrate Court No.1, Attur
		2. Judicial Magistrate Court No.2, Attur
		3. Judicial Magistrate, Fast Track Court (Magisterial Level), Attur.
3	Omalur	1. Judicial Magistrate Court, Omalur
		2. Judicial Magistrate, Fast Track Court (Magisterial Level), Omalur
4	Mettur	1. Judicial Magistrate Court No.1, Mettur
		2. Judicial Magistrate Court No.2, Mettur
5	Sankari	1. Judicial Magistrate Court No.1, Sankari
		2. Judicial Magistrate Court No.2, Sankari

## NAME OF THE COURTS IN SALEM DISTRICT

NAME OF THE COURTS	LOCAL LIMITS OF THE POLICE STATION
<b>Special Judge, Essential Commodity Act Cases, Salem.</b>	NIBCID, Salem, Namakkal, Vellore, Tiruvannamalai & Dharmapuri.
<b>JUDGE, MAHILA COURT, SALEM</b>	Local Limits of Entire Salem District Police Station
<b>Sub Judge, V&amp;Ac Court, Salem</b>	Vigilance And Anti-Corruption, Salem.
<b>Chief Judicial Magistrate Court, Salem.</b>	1. The Prize Chits And Money Circulation Scheme Banning) Act 1978 Offences Cases Arising In Entire Salem District Police Station 2. Mcop – Cases 3. Sessions Cases 4. Factories Act Cases, Except Those Of Petty Offence Arising In Salem District Limit. 5. Economic Offences Wing – Ii, Salem.
<b>Judicial Magistrate No.I Court, Salem</b>	1. Salem Town Police Station 2. Steelplant Police Station 3. Panamarathupatty Police Station 4. Railway Protection Force, Salem Junction, Salem Market, Erode & Dharmapuri.
<b>Judicial Magistrate No.Ii Court, Salem</b>	1. Kitchipalayam Police Station 2. Sooramangalam Police Station 3. Pallappatty Police Station 4. Karuppur Police Station 5. Cscid (Entire Salem District) 6. Cciw Salem (Kitchipalayam, Sooramangalam, Karuppur And Pallapatti Limit Alone)
<b>Special Judicial Magistrate (Railways) Court, Salem Junction</b>	Attached To The Judicial Magistrate No.Ii, Salem Cases Arising Out Of Petty Offences Of Railway Protection Force, Salem Junction, Erode & Dharmapuri.
<b>Judicial Magistrate Court No.Iii, Salem</b>	1. Hasthampatty Police Station 2. Shevapet Police Station 3. Govt. Hospital Police Station 4. Railway Police Station, Salem Junction.
<b>Judicial Magistrate Court No.Iv, Salem</b>	1. Annadanapatti Police Station 2. Attayampatti Police Station 3. Kannankurichi Police Station 4. Veeranam Police Station 5. Crime Branch Cid, Salem.
<b>Judicial Magistrate No.V Court, Salem</b>	1. Ammapet Police Station 2. Fairlands Police Station 3. Yercaud Police Station 4. Kondalampatti Police Station



<b>Judicial Magistrate Court No.Vi, Salem</b>	<ol style="list-style-type: none"> <li>1. Mallur Police Station</li> <li>2. P.E.W. Kondalampatty (Mallur Police Station Limit)</li> <li>3.P.E.W. Salem City (Sooramangalam, Kitchipalayam, Karuppur And Pallapatti Police Stations Limit Alone)</li> <li>4.Commercial Crime Investigation Wing, Salem (Mallur Police Station Alone)</li> <li>5. For The Trial Of The Offences In Respect Of Sandal Wood Within The Local Limits Of salem District Excluding Forest Division Of Attur.</li> <li>6. District Crime Branch Cases For Entire Salem District</li> </ol>
<b>Judicial Magistrate Court No.I, Attur</b>	<ol style="list-style-type: none"> <li>1. Attur Town Police Station</li> <li>2. Attur Rural Police Station</li> <li>3. Yethapur Police Station</li> <li>4. Veeraganur Police Station</li> <li>5. Kariyakoil Police Station</li> </ol>
<b>Judicial Magistrate Court No.Ii, Attur</b>	<ol style="list-style-type: none"> <li>1. Thalaivasal Police Station Limit</li> <li>2. Thammampatti Police Station</li> <li>3. Malliyakarai Police Station</li> <li>4. Karumandurai Police Station</li> <li>5. Gangavalli Police Station</li> <li>6. For The Trial Of The Offences In Respect Of Sandal Wood Within The Local Limits Of Forest Division Of Attur.</li> </ol>
<b>Judicial Magistrate No. I Court, Sankari</b>	<ol style="list-style-type: none"> <li>1. Sankari Police Station</li> <li>2. Poolampatti Police Station</li> <li>3. Thevoor Police Station</li> </ol>
<b>Judicial Magistrate Court No.Ii, Sankari</b>	<ol style="list-style-type: none"> <li>1. Edappadi Police Station Limit</li> <li>2. Magudanchavadi Police Station (Md. Choultry Police Station)</li> </ol>
<b>Judicial Magistrate No.I Court, Mettur</b>	<ol style="list-style-type: none"> <li>1. Mettur Police Station</li> <li>2. Kolathur Police Station</li> <li>3. Nangavalli Police Station</li> </ol>
<b>Judicial Magistrate No. Ii Court, Mettur</b>	<ol style="list-style-type: none"> <li>1. Mecheri Police Station</li> <li>2. Karumalaikoodal Police Station</li> <li>3. Jalakandapuram Police Station</li> </ol>
<b>Judicial Magistrate Court Omalur</b>	<ol style="list-style-type: none"> <li>1. Omalur Police Station</li> <li>2. Deevattipatti Police Station</li> <li>3. Tharamangalam Police Station</li> <li>4. Tholasampatti Police Station</li> </ol>
<b>Judicial Magistrate, Fast Track Court, Attur</b>	138 Ni Act Cases Arising Within The Jurisdiction Of Judicial Magistrate Court No 1 &2, Attur.
<b>Judicial Magistrate, Fast Track Court, Omalur</b>	138 Ni Act Cases Arising Within The Jurisdiction Of Judicial Magistrate Court, Omalur.
<b>Judicial Magistrate, Additional Mahila Court, Salem</b>	Jurisdiction Over The Local Limits In Respect Of Criminal Cases Arising Under The Offence Against The Women In Salem City And Salem Taluk.

<b>District Munsif-Cum-Judicial Magistrate Court, Vazhapadi.</b>	<ol style="list-style-type: none"> <li>1. Karipatti Police Station</li> <li>2. Vazhapadi Police Station</li> <li>3. All Women Police Station, Attur (With Respect To The Jurisdiction Of Karipatti And Vazhapadi Police Station)</li> <li>4. Pew Steel Plant (With Respect To The Jurisdiction Of Karipatti And Vazhapadi Police Station).</li> <li>5. Commercial Crime Investigation Wing (With Respect To The Jurisdiction Of Karipatti And Vazhapadi Police Station).</li> </ol>
<b>District Munsif-Cum-Judicial Magistrate Court, Edappadi.</b>	<ol style="list-style-type: none"> <li>1. Edappadi Police Station</li> <li>2. Poolampatti Police Station</li> <li>3. Konganapuram Police Station</li> <li>4. Pew Steel Plant (With Respect To The Jurisdiction Of Edappadi and Konganapuram Police Station).</li> <li>5. AWPS, Sankari (With Respect to the Jurisdiction of Edappadi and Konganapuram Police Station. Commercial Crime Investigation Wing</li> <li>6. P.E.W. Mettur Dam (with Respect To the Jurisdiction of Edappadi Police Station)</li> </ol>
<b>Special Judicial Magistrate, Special Court for Land Grabbing Cases, Salem</b>	<ol style="list-style-type: none"> <li>1. District crime branch (anti land grabbing offences wing, salem)</li> <li>2. City crime branch (anti land grabbing offences wing, salem)</li> </ol>
<b>Judicial Magistrate, Mobile Court, Salem</b>	<p>Traffic Police Salem North Traffic Police Salem South</p>

### **DISTRICT MUNSIF'S COURT, ORIGINAL JURISDICTION**

1	Principal District Munsif Court, Salem	<ol style="list-style-type: none"> <li>1. Salem West Taluk <ol style="list-style-type: none"> <li>1. Alagapuram Sub Division</li> <li>2. Suramangalam Sub Division</li> <li>3. Thirumalaigiri Sub Division</li> </ol> </li> </ol>
2	I Additional District Munsif Court, Salem	
3	II Additional District Munsif Court, Salem	<ol style="list-style-type: none"> <li>2. Salem Taluk <ol style="list-style-type: none"> <li>1. Panamarathupatty Sub Division</li> <li>2. Valasaiyur Sub Division</li> <li>3. Salem Town Sub Division</li> </ol> </li> </ol>
4	III Additional District Munsif Court, Salem	
5	IV Additional District Munsif Court, Salem	<ol style="list-style-type: none"> <li>3. Salem South Taluk <ol style="list-style-type: none"> <li>1. Veerapandi Sub Division</li> <li>2. Vembadithalam Sub Division</li> <li>3. Kondalampatty Sub Division</li> </ol> </li> <li>4. Yercaud Taluk <ol style="list-style-type: none"> <li>1. Yercaud Sub Division</li> <li>2. Vellakkadai Sub Division</li> <li>3. Puthur Sub Division</li> </ol> </li> </ol>

6	Principal District Munsif Court, Attur	1. Attur Taluk 1. Malliyakarai Sub Division 2. Attur Town Sub Division 3. Kattukottai Sub Division 4. Thalaivasal Sub Division
7	Additional District Munsif Court, Attur	2. Gangavalli Taluk 1. Gangavalli Sub Division 2. Veeraganur Sub Division 3. Pachamalai Sub Division 3. Pethanaickanpalayam Taluk 1. Pethanaickanpalayam Sub Division 2. Yethapur Sub Division 3. Kalrayanmalai Pirkka
8	District Munsif cum Judicial Magistrate Court, Vazhappady	1. Vazhappady Taluk 1. Belur Sub Division 2. Arunuthumalai Sub Division 3. Karipatty Sub Division 4. Vazhappady Sub Division
9	District Munsif Court, Omalur	1. Omalur Taluk 1. Omalur Sub Division 2. Karuppur Sub Division 3. Tharamangalam Sub Division 2, Kadaiyampatti Taluk 1. Kadaiyampatti Sub Division 2. Semmandapatti Sub Division
10	District Munsif Court, Mettur	1. Mettur Taluk 1. Kolathur Sub Division 2. Mettur Sub Division 3. Pottaneri Sub Division 4. Palamalai Sub Division 5. Mecheri Sub Division 6. Nangavalli Sub Division
11	District Munsif Court, Sankari	Total No. of Taluks – 1 1. Sankari  Total No. of Parent Villages – 4 1. Sankari – 4. 1. Thevoor Sub Division 2. Sankari West Sub Division 3. Sankari East Sub Division 4. Ernavoor Sub Division  Total No. of Villages – 52 1. Sankari - 52
12	District Munsif Cum Judicial Magistrate Court , Edappadi	Total No. of Taluks – 1 1. Edappadi Total No. of Parent Villages – 3 1. Edappadi – 3. 1. Poolampatty Firkka 2. Edappady Firkka 3. Konganapuram Firkka  Total No. of Villages – 25 1. Edappadi - 25

## 21.2. RESULTS OF ORIGINAL SUITS FOR THE YEAR 2019-20

Sl. No.	NAME OF THE COURTS	Pendign at the Beginning 31.03.2019	Institution 01.04.2019 - 31.03.2020	Disposal 01.04.2019 - 31.03.2020	Pending As on 31.03.2020
1	District Courts, Salem (Prl. & I to III Addl. District Courts)	1155	561	409	13307
2	Addl. District Judge, (FTC), Mettur	54	49	25	78
3	Sub Courts, Salem (Prl. & I & II Addl. Sub Courts)	1814	688	708	1794
4	Sub Court, Sankari	799	278	186	891
5	Sub Court, Attur	1139	561	185	1515
6	Sub Court, Mettur	836	309	195	950
7	Sub Court, Omalur	591	219	291	519
8	District Munsif Courts, Salem (Prl. & I to IV Addl. District Munsif's Courts)	2734	755	1127	2362
9	District Munsif Court, Attur	2443	333	573	2203
10	District Munsif Court, Mettur	1014	212	320	906
11	District Munsif Court, Sankari	1186	124	730	580
12	District Munsif Court, Omalur	1067	221	91	1197
13	District Munsif cum Judicial Magistrate Court, Vazhappady	357	86	39	404
14	District Munsif cum Judicial Magistrate Court, Edappadi	460	41	34	467

*Source: Principal District Judge, Salem*

**21.3 . NATURE OF FREE LEGAL AVAILABLE AND NUMBER OF BENEFICIARIES AND NUMBER OF CASES DISPOSED OF IN LOK ADALATH DURING THE YEAR PERIOD FROM 01.04.2019 TO 31.03.2020 SALEM DISTRICT LEGAL SERVICE AUTHORITY, SALEM**

<b>Nature of free legal available</b>	<b>Number of beneficiaries</b>	<b>Number of cases disposed of In lok adalath</b>
Criminal Compoundable cases	1512	Pre-litigation cases Disposed: 283  Court Pending cases Disposed : 1355  Total : 1638
NI Act cases U/s.138		
Bank Recovery Cases		
MACT Cases		
Labour Dispute cases		
Electricity Bills (excluding Non Compoundable)		
Water Bills (excluding Non Compoundable)		
Matrimonial Disputes		
Land Acquisition Cases		
Service matter relating to pay & allowances and retired benefits		
Revenue Cases		
Other Civil Cases (Rent, easmentary rights, injunction suits, specific performance suits etc.,		

*Source: Principal District Judge, Salem*

**21.4 NUMBER OF ADVOCATES PRACTISING IN COURTS**

<b>Sl.No.</b>	<b>Place</b>	<b>Number of advocates practising</b>
<b>1</b>	<b>Salem</b>	<b>1450</b>
<b>2</b>	<b>Attur</b>	<b>150</b>
<b>3</b>	<b>Vazhapady</b>	<b>38</b>
<b>4</b>	<b>Omalur</b>	<b>117</b>
<b>5</b>	<b>Mettur</b>	<b>70</b>
<b>6</b>	<b>Sankari</b>	<b>197</b>
<b>Total</b>		<b>2022</b>

*Source: Principal District Judge, Salem*

## 22. LIBRARIES

### 22.1 LIST OF HEAD AND BRANCH LIBRARIES IN THE SALEM DISTRICT

S.No	Name of the Branch library	Numbers	Number of books available	Number of readers
1.	District Central Library	69445	203854	69445
2.	Thirumal Managaram	9661	60098	9661
3.	Panamarathupatti	3375	30030	3375
4.	Dasanaickanpatti	4612	30921	4612
5.	Ammapettai	7461	36590	7461
6.	Swarnapuri	3398	24727	3398
7.	Sooramangalam	5701	35137	5701
8.	Karuppur	2096	20520	2096
9.	Kondalampatti	4747	34035	4747
10.	Idanganasalai	3655	26917	3655
11.	Vembadithalam	5056	30060	5056
12.	Arisipalayam	2295	26877	2295
13.	Gugai	6423	32837	6423
14.	Kannankurichi	2821	31529	2821
15.	Mallur	2671	30623	2671
16.	Ilampillai	4086	19275	4086
17.	Attayampatti	4069	32131	4069
18.	Sivathapuram	1169	12637	1169
19.	S.A.Peramanur	1033	14905	1033
20.	Omalur	8655	56153	8655
21.	Tharamangalam	7775	46202	7775
22.	Naduppatti	6782	26219	6782
23.	K.R.Thoppur	1733	21274	1733
24.	Yercaud	6338	40429	6338
25.	Kanjanaickanpatti	1515	16527	1515
26.	Kongupatti	2781	38444	2781
27.	Panjukalipatti	2041	13035	2041
28.	Attur	15940	79267	15940
29.	Pethanaickanpalayam	6212	26747	5642
30.	Narasingapuram	4319	34669	4319
31.	Yethapur	4814	31126	4814
32.	Keeripatti	3551	23720	3551
33.	Sathapadi	2011	17290	2011
34.	Thalaiwasal	1858	11068	1858
35.	Thenankudipalayam	1226	17141	1226
36.	Periyakrishnapuram	1331	10691	1331
37.	Mettur	4772	32600	4772
38.	Vanavasi	3175	18500	3189
39.	Kuttapatti	2157	13628	2158
40.	Nangavalli	2512	29208	2512
41.	Mecheri	4264	22285	4986
42.	Jalakandapuram	4450	15082	4450
43.	P.N.Patti	2724	21574	2946
44.	Veerakkalpudhur	2809	20555	2809
45.	Savuriyur	1080	14865	1080

S.No	Name of the Branch library	Numbers	Number of books available	Number of readers
46.	Kolathur	3530	16773	3530
47.	Sankari	7664	25264	7664
48.	Magudanchavadi	4388	14548	4388
49.	Thevur	2097	9347	2097
50.	R.Chettipatti	1092	19538	1092
51.	Idappadi	9321	37066	9321
52.	Chiththur	2126	6904	2126
53.	Konganapuram	4304	10926	4304
54.	Arasiramani	1243	5947	1243
55.	Kalvadangam	745	8181	745
56.	Poolampatti	1583	5989	1583
57.	Gangavalli	4740	27516	4740
58.	Thammampatti	6769	28107	6769
59.	Sendharapatti	4131	6962	4131
60.	Veeraganur	3379	17940	3379
61.	Ulipuram	1314	1065	1356
62.	Naduvalur	1184	9675	1130
63.	Valapady	10415	24200	10415
64.	Ayothiyapattanam	2865	16692	2865
65.	Minnampalli	2465	17952	2465
66.	Belur	2784	15454	2784
67.	Perumagoundanpatti	1306	13085	1306
68.	Thumbalpatti	800	9670	800
69.	Gonamaduvu	1188	10370	1188
70.	Nilavarapatti	904	8860	904
71.	Veerapandi	1387	9577	1387
72.	S.Papparpatti	935	9553	935
73.	Marulaiyampalayam	932	8705	932
74.	Poolavari	1117	9416	1117
75.	Sennagiri	961	9246	961
76.	Puthur	1310	8350	1310
77.	Kothanur	1151	8582	1151
78.	Murugappatti	1077	9146	1077
79.	Akkaraipalayma	950	7736	950
80.	Vattamuthampatti	1036	-	0
81.	Marangalathuppatti	1388	9360	1112
82.	Selathampatti	950	8344	1495
83.	A.R.Line	822	8132	827
84.	Mobile library	2542	5237	810
85.	Central jail library	0	-	-
86.	Alathur	715	9740	715
87.	Mothaiyunur	842	13754	842
88.	Vadugapatti	821	11122	821
89.	Naduvaneri	312	168	159
90.	Chinna Seeragapadi	285	200	329
91.	Ettimanickampatti	223	196	276
92.	Nainapatti	210	206	233
93.	Sengodapalaym	166	200	206

S.No	Name of the Branch library	Numbers	Number of books available	Number of readers
94	Deevattipatti	973	13426	973
95	K.Morur	830	11510	830
96	Puncharipatti	1383	10966	1383
97	Kanavaiputhur	867	11016	867
98	Thumpibadi	880	9425	880
99	Ramamoorthi Nagar	1106	8801	1106
100	Pachanampatti	1069	12545	1069
101	Vellalapatti	1123	10791	1123
102	Chinnathirupathi	1133	10930	1133
103	Tholasampatti	1373	10892	1373
104	Semmandapatti	1125	10042	1125
105	Periya vadagampatti	1812	9826	1812
106	Vetrilaikaranur	811	11706	811
107	Puluampatti	621	8778	621
108	Muthunaickenpatti	1830	10888	1830
109	Amarakunthi	1062	7867	1062
110	Pavalathanur	642	7073	642
111	Pappampatti	467	200	467
112	Thottampatti	750	600	750
113	Malliyakarai	1957	12754	1957
114	Umaiyalpuram	1412	13933	1412
115	Kattukottai	1789	9545	1789
116	Kottavadi	965	9427	965
117	Sirivasur	1724	10656	3141
118	Veeragoundanur	951	8653	951
119	Sokanathapuram	1238	9658	1238
120	Kalpaganur	1529	6862	1529
121	Ariyapalayam	1087	9718	1087
122	Aragalur	1049	7426	1049
123	Appamasamuthiram	1727	6741	1727
124	Sarvaipudur	962	3185	962
125	Thillainagar	1567	1527	1567
126	Seeliyampatti	425	-	0
127	Unathur	1170	10825	1160
128	Thalavaipatti	333	333	333
129	A.Karadipatti	256	2048	256
130	Sanyasipatti	785	10319	785
131	Kalleripatti	236	7848	237
132	Malliyakundam	1234	15545	1234
133	Pannavadi	804	16499	804
134	Mettuthanampatti	738	11312	738
135	Kullamudaiyanur	1199	10830	1199
136	Vellar	1231	16465	1231
137	Periya soragai	1151	13781	1151
138	Andikarai	642	12017	642
139	Gonur	479	6725	479
140	Veeranur	279	12730	279
141	Aduvapatti	287	3962	287



S.No	Name of the Branch library	Numbers	Number of books available	Number of readers
142	Settiyur	342	9480	337
143	Thevagoundanur	637	8409	637
144	Venkipalayam	791	6876	3826
145	Kumaranllipalayam	508	6882	508
146	Vinobaji nagar	333	5840	203
147	A.Puthur	387	10003	387
148	Katheri	150	3037	150
149	Vattarampalaym	300	5800	300
150	Vellarivelli	1097	7307	1097
151	Settimankurichi	606	12436	606
152	V.Mettupalayam	1020	7769	1020
153	Thathapuram	716	14942	716
154	Goneripatti	335	8591	335
155	Thedavur	2764	13164	2764
156	Koodamalai	1728	11272	1728
157	Nagiyampatti	1333	12897	1333
158	Anaiyampattiputhur	929	6151	929
159	Kondaiyampalli	1206	6850	1206
160	V.Ramanathapuram	603	13256	603
161	74.Krishnapuram	318	9254	318
162	Naduvalur (Samathuvapuram)	185	7827	185
163	Anaiyampatti	310	11633	310
164	Kammalapatti	1121	31809	1121
165	Vepilaiipatti	2079	13960	2079
166	Vellalagundam	2588	16305	2588
167	Thirumanur	1485	15528	1485
168	Karumandurai	1320	9663	1320
169	Singipuram	429	7258	429
170	Thukkiyampalayam	861	7764	861
171	V.Mannarpalayam	279	5888	279
172	Major Kollappatti	1733	16324	1733
173	Kullappanackanur	233	0	0
174	Ponnammapettai	225	300	258
175	Neikarappatt	163	0	217
176	Ammapalayam	646	5442	646
177	Viruthasampatti	0	0	0
178	Puthur	283	5688	302
179	Ammankovil	393	7411	370
180	Kadampur	0	0	0
181	Vivanur	0	0	0

Source: District Library Office, Salem

**22.2 NUMBER OF READING ROOMS [Part Time Libraries]**

Year 2019-20

S.No.	Name of the Block	Name and Place of Library	Number of Reading Room
1	Salem	kullapanackanur	1
2	Veerapandi	Ponnamapet	1
3	Panamarathupatti	Neikarapatti	1
4	Ayothiyapattinam	Naduvaneri	1
5	Valapadi	Seeragapadi	1
6	Yercaud	Ettimanickenpatti	1
7	P.N.Palayam	Nainapatti	1
8	Attur	Sengodapalayam	1
9	Gnangavalli	Pappampatti	1
10	Thalaivasal	Thottampatti	1
11	Kolathur	Seeliyampatti	1
12	Nangavalli	Unathur	1
13	Mecheri	Thalavaipatti	1
14	Tharamangalam	A.Karadipatti	1
15	Omalur	Ammampalayam	1
16	Kadayampatti	Kalleripatti	1
17	Sankari	Viruthasampatti	1
18	Edapadi	Gonur	1
19	Konganapuram	Veeranur	1
20	Magudanchavadi	Aduvapatti	1
		Settiyur	1
		Vinobaji Nagar	1
		AA.puthur	1
		Katheri ( Samathuvapuram)	1
		Vattarampalayam	1
		Puthur	1
		Ammankovil	1
		74.Krishnapuram	1
		Kadampur	1
		Naduvalur ( Samathuvapuram)	1
		Anaiyampatti	1
		Singipuram	1
		Vilvanur	1
		Thukkiyampalayam	1

*Source: District Library Officer, Salem*

## 23. MINING AND QUARRYING

### 23.1. NUMBER OF MINING AND QUARRYING UNITS IN THE DISTRICT

Year: 2019-20

Sl.No.	Name of the Taluk	Number of Mining	Number of Quarry	Total
1	Salem	6	28	34
2	Salem South	NIL	3	3
3	Salem West	3	NIL	3
4	Valapadi	NIL	12	12
5	Yercaud	1	4	5
6	Attur	1	6	7
7	Gangavalli	NIL	7	7
8	Pethanaickenpalayam	NIL	4	4
9	Omalur	1	7	8
10	Kadayampatty	NIL	24	24
11	Mettur	1	30	31
12	Sankari	50	48	98
13	Edapadi	1	15	16
<b>TOTAL</b>		<b>64</b>	<b>188</b>	<b>252</b>

*Source: Asst Director of Geology and Mining, Salem.*

### 23.2 CLASSIFICATION-WISE PRODUCTION DURING THE YEAR 2019-20

Sl.No	Name of the Minerals	Production (in tonnes)	
		Quantity(MT/M <sup>3</sup> )	Value in Rs.
1	2	3	4
<b>Major Minerals</b>			
1	Limestone	312112 MT	3,90,80,847
2	Magnesite	62116 MT	80,31,512
3	Bauxite	0	0
<b>Minor Minerals</b>			
1	Rough Stone (Unit)	692520M <sup>3</sup>	4,07,81,821
2	Gravel /Soil	43650M <sup>3</sup>	10,93,500
3	Black Granite	1188.585 M <sup>3</sup>	56,86,452
4	Colour Granite	4558.509 M <sup>3</sup>	94,28,230
5	Quartz	1920 MT	3,26,400
6	Feldspar	25030 MT	25,79,942
7	Dunite	0	0

*Source: Asst Director of Dunite Geology and Mining, Salem.*

## 24. MANUFACTURING SECTOR

### 24.1 NUMBER OF FOOD AND ALLIED MANUFACTURING UNITS IN THE DISTRICT (Rs. In lakhs)

Year: 2019-20

Name of the District	Description of the industry Nos	All employees	Value of output Rs. In lakhs	Value added
1	2	3	4	5
Salem	1411	6895	-	-

*Source: General Manager, D.I.C., Salem*

### 24.2. NUMBER OF NON-FOOD MANUFACTURING UNITS IN THE DISTRICT

Year: 2019-20

Industry Group	Name of the District	Description of the Industry	All Employees	Value of output Rs. In lakhs	Value added
1	2	3	4	5	6
18	Salem	Manf. Of Textiles	16056		
22		Publishing, Printing	103		
19		Leather Products	54		
20		Wood Products	291		
24		Chemicals	752		
25		Rubber Products	1094		
26		Non-metalic Products	2592		
21		Paper Products	858		
34		Motor Vehicles	274		
35		Other Transport	2489		
31		Electrical Mechineries	701		
29		Mechinery Equipments	964		
28		Fabrication	1125		
36		Furniture	564		
18		Readymade Garments	47		

*Source: General Manager, D.I.C., Salem.*

## 25.MEDICAL SERVICES

### 25.1. NUMBER OF MEDICAL COLLEGES IN THE DISTRICT WITH STUDENTS AND TEACHERS

Year: 2019-20

Sl.Number	Name of the Institution	Students			Teachers
		Boys	Girls	Total	
1	<b>Govt. Mohan Kumaramangalam Medical Collge</b>				
	MBBS	55	45	100	383
	PG Students	38	44	82	
	PME Students	148	215	363	-
	DGNM	-	286	286	17
Bsc & P.Bsc(N)	31	257	288	22	

*Source: Concerned Institution.*

### 25.2.NUMBER OF COLLEGE OF PHARMACY WITH STUDENTS AND TEACHERS

Year: 2019-20

Sl. No.	Name of the Institution	Students			Teachers
		Boys	Girls	Total	
1	2	3	4	5	6
1	Vinayaga Mission College of Pharmacy	1527	717	2244	98
2	Govt. Mohan Kumaramangalam Collage				
3	Vinayaga Mission University				

*Source: Concerned Institution.*

### 25.3 NUMBER OF MEDICAL STORES IN THE DISTRICT (CATEGORY-WISE)

Year: 2019-20

Sl.No.	Item	Number of Medical Stores
1	2	3
1	Indian Medicine	Nil
2	English Medicine	3390

*Source: Asst Director of Drug Controls, Salem Region, Salem*

### 25.4 VETERINARY COLLEGES WITH STUDENTS AND TEACHERS

Year: 2019-20

Sl.No.	Name of the Institution	Students			Teachers
		Boys	Girls	Total	
(1)	(2)	(3)	(4)	(5)	(6)
Nil					

*Source: Concerned Department.*

## 26 MOTOR VEHICLES

### 26.1.NUMBER OF MOTOR VEHICLES (CATEGORY-WISE) REGISTERED DURING THE YEAR AND UPTO THE END OF THE YEAR

Sl.No	Name of the Motor Vehicle	Total
<b>A. Commerical</b>		
1	State Carriage	
A	Public	<b>146</b>
B	Private	<b>167</b>
2	Auto rickshaw	<b>218</b>
3	Taxi	<b>0</b>
A	Ordinary	<b>124</b>
B	Motor cab	<b>565</b>
C	Maxi cab	<b>411</b>
4	Omni Buses(Travel)	<b>9</b>
5	Private Station Vehicle & Others	<b>20</b>
6	School Bus	<b>307</b>
7	Mini Bus	<b>0</b>
8	Ambulance	<b>14</b>
9	Fire Fighter	<b>3</b>
10	Light Commercial Vehicle	<b>1331</b>
11	Lorry	<b>62</b>
A	State	<b>4824</b>
B	National	<b>12088</b>
12	Articulate Vehicle	<b>0</b>
A	State	<b>2880</b>
B	National Permit	<b>1509</b>
13	Tractor/ Trailor	<b>428</b>
<b>Total</b>		<b>25106</b>
<b>B. Non Commerical</b>		
1	Motor Cycle	<b>88438</b>
2	Scooter	<b>17376</b>
3	Moped	<b>42936</b>
4	Motorcar	<b>15057</b>
5	Station Wagon	<b>0</b>
6	Tractor	<b>1590</b>
7	Three Wheeler	<b>1790</b>
8	Road Roller	<b>151</b>
9	Others	<b>1418</b>
10	Tricycle Auto	<b>0</b>
11	Jeep	<b>0</b>
12	Four Wheeler	<b>0</b>
<b>Total</b>		<b>169073</b>
<b>Grand Total</b>		<b>61756</b>

Source: Deputy Commissioner of Transports, Salem-5.

**26.2.NUMBER OF MOTOR VEHICLES (CATEGORY WISE) AVAILABLE FOR HIRE PURPOSE DURING & UPTO THE END OF THE YEAR**

Year: 2019-20

Sl. No.	Category	End of the year
1	2	3
1	Motor Car	1286
2	Stage Carriage	1268
3	Goods Carriage	10772
4	Auto Rickshaw	276
5	Maxi Cab	494
6	National Permit	28368
7	Spare Bus	60

*Source: Deputy Commissioner of Transports, Salem-5.*

**26.3 .NUMBER OF PERSONS ISSUED WITH DRIVING LICENCE**

Year: 2019-20

Sl. No	Category	Number of Driving Licenses
1	2	3
1	Motor cycle, Scooter, Moped	3573
2	Motor car	7171
3	Stage carriage & Goods carriage	8274

*Source: Deputy Commissioner of Transports, Salem-5.*

**27. NON-CONVENTIONAL ENERGY GENERATION**

**27.1.NUMBER OF SOLAR ENERGY GENERATING UNITS IN THE DISTRICT WITH PRODUCTION AREA**

Year: 2019-20

Sl.No.	Name and Place of Solar energy system exist	Install Capacity (in Mega Watts)	Generation (in Mega Watts)
1	2	3	4
Nil			

*Source: Concerned Electricity Generation Units.*

**27.2.NUMBER OF WIND MILLS, GENERATING UNITS WITH PRODUCTION DATA**


Year: 2019-20

Sl.No.	Name and Place of Wind Mills Generation exist	Install Capacity (in Mega Units)	Generation (in Mega Units)
1	2	3	4
Nil			

*Source: Concerned Electricity Generation Units.*

மத்திய சிறைச்சாலை சேலம்-7.

## POLICE AND PRISONS





## 28. POLICE AND PRISONS

### 28.1. POLICE FORCE

Year: 2019-20

S.No	Name of the Stations	Police Stations	Spl. Units	Actual Strength		Total
				Local Strength	Armed Reserve Strength	
1	Salem City	19	15	1183	359	1542
2	Salem Moffusil	38	9	1288	339	1627
	<b>Total</b>	<b>57</b>	<b>24</b>	<b>2471</b>	<b>698</b>	<b>3169</b>

*Source: Commissioner of Police, Salem City and Superintendent of Police, Salem*

### 28.2 COGNIZABLE OFFENCES UNDER INDIAN PENAL CODE

Year: 2019-20

Sl. No	Item	Number of cases Reported		
		Salem City	Salem Moffusil	Total
1	Murder	19	11	30
2	Dacoity	1	3	4
3	Robbery	55	36	91
4	Burglary	58	105	163
5	Theft	183	175	358
6	307 IPC	-	31	31
7	CH not amounting to murder	-	3	3
8	Hurt	-	1567	1567
9	Riots	19	89	108
10	Rape	4	5	9
11	Molestation	-	52	52
12	Cruelty by Husband and his relatives	-	6	6
13	Kidanapping & abduction	15	32	47
15	Criminal Breach of Trust	3	13	16
16	Arson	-	36	36
17	Cheating	38	46	84
18	Counterfeiting	1	2	3
19	Fatal	-	295	295
20	Nan Fatal	-	1554	1554
21	Others	1440	1012	2452
<b>TOTAL</b>		<b>1836</b>	<b>5073</b>	<b>6909</b>

*Source: Commissioner of Police, Salem City and Superintendent of Police, Salem*

### 28.3.PRISONS AND CONVICTS

Year: 2019-20

Sl. No.	Classification of Prisons	Number
1	2	3
1	Central Prison, Salem	327 Prisoners

### CLASSIFICATION OF CONVICTS

Year: 2019-20

Sl. No	Length of Sentences	Male	Female	Total
1	2	3	4	
1.	Below One Year	102	-	102
2.	Above One Year and not exceeding 2 Years	22	-	22
3.	Above Two Years and not exceeding 5 Years	19	-	19
4.	Exceeding 5 Years and not exceeding 10 Years	18	-	18
5.	Exceeding Ten Years	2	-	2
6.	Life Sentence	18	-	18
7.	Sentence to death	Nil	-	Nil
Total		181	-	181

Source: Superintendent, Central Prison, Salem.

### 28.4.NUMBER OF CASES REGISTERED UNDER P.C.R./ SC & ST ACT

Year: 2019-20

Sl.No.	Name of the Stations	Number of Cases Registered under P.C.R./ SC & ST Act
1	2	3
1	Salem District	46

Source: Inspector of Police, Social Justice, Salem District.

**28.5.NUMBEROF CASES REGISTERED AGAINST WOMEN HARASMENT  
AND DOWRY**

**Year: 2019-20**

<b>Sl. Number</b>	<b>Name of the Station</b>	<b>Number of cases registered against women and dowry harassment</b>
1	Salem City	101
2	Salem Moffusil	74
	<b>Total</b>	<b>175</b>

*Source: Commissioner of Police, Salem City.and Superintendent of Police, Salem.*

## 29. PUBLIC HEALTH

### 29.1. PUBLIC HEALTH AND MEDICAL SERVICES RENDERED BY ORGANISATIONS AND INDIVIDUAL

Year: 2019-20

Sl. No	Items	Numbers
1.	Hospitals	12
2.	Dispensaries	4
3.	Sanitary	
4.	Nursing Home	
5.	Maternity & Child Welfare Clinic	
6.	Allopathy	87
7.	Ayurvedic	
8.	Unani	
9.	Homeopathy	

*Source: DD Health Services and Family Welfare, Salem*

### 29.2. NUMBER OF PRIMARY HEALTH CENTRES WITH SUB-CENTRES

Year: 2019-20

Sl. Number	Name of the Block / Municipality	Number of Primary Health Centres	Number of Sub-Centres
1	Salem	3	12
2	Veerapandy	3	23
3	Panamarathupatty	4	18
4	Ayothiyapattinam	6	24
5	Valapady	2	19
6	Yercaud	3	11
7	Attur	5	23
8	Pethanaickenpalayam	6	24
9	Gangavalli	5	24
10	Thalaivasal	6	25
11	Omalur	6	31
12	Kadayampatty	4	22
13	Tharamangalam	4	17
14	Mecheri	3	20
15	Nangavalli	5	22
16	Kolathur	3	16
17	Sankari	6	26
18	Magudanchavadi	3	14
19	Idapady	6	14
20	Konganapuram	3	13
<b>Rural Total</b>		<b>87</b>	<b>398</b>
21	Salem Corporation	16	84
22	Athur Municipality	1	6
23	Mettur Municipality	1	5
24	Edappadi Municipality	1	4
25	Narasingapuram Municipality	1	3
<b>Urban Total</b>		<b>20</b>	<b>102</b>
<b>District Total</b>		<b>107</b>	<b>500</b>

*Source: Deputy Director of Health Services and Family Welfare, Salem*

### 30.PRINTING AND PUBLICATION

#### 30.1.NUMBEROF NEWS PAPERS, WEEKLY MAGAZINES, MONTHLY MAGAZINES ETC., PUBLISHED

Year: 2019-20

Sl. No	Name of the News Paper	Language of Publication	Type of Periodicals
1	2	3	4
1	Daily Thanthi	Tamil	Daily
2	Dinakaran	Tamil	Daily
3	Dinamalar	Tamil	Daily
4	Salem Malaimurasu	Tamil	Daily
5	Kalaikathir	Tamil	Daily
6	Dinabhoomi	Tamil	Daily
7	Kovai Malaimurasu	Tamil	Daily
8	Malaimalar	Tamil	Daily
9	Malaimurasu	Tamil	Daily
10	Tamilmurasu	Tamil	Daily

*Source: Public Relation Officer, Salem*

#### 30.2.NUMBER OF PUBLISHERS IN THE DISTRICT OTHER THAN NEWS PAPERS AND MAGAZINES

Sl. No.	Name of the Publisher	Name of the Block / Municipality	Number of Publishers
1	2	3	4
Nil			

*Source: Public Relation Officer, Salem.*

#### 30.2 NUMBER OF PRINTING PRESSES IN THE DISTRICT

Year: 2019-20

Sl. No	Name of the Block / Municipality	Number of the Printing Press	Type of the Press (Letter Press/Off set/Litho/ Colour Graphics)			
			Letter	Offset	Grafics	Ltho
1	Salem	244	23	118	99	3

*Source: District Industrial Centres*

## 31.PRICE – INDICES

### 31.1 .WHOLESALE PRICES INDEX OF TAMIL NADU

(Base YEAR: 2011-12=100)

Year: 2019-20

Period	Primary Articles	Food Articles	Non Food Articles	Minerals	Crude & Petroleum	Fuel Power and Light	Manufactured Products	All Commodities
Apr'19	158.7	158.47	162.88	172.19	120.82	112.94	125.35	130.9
May'19	160.84	164.39	142.58	196.26	120.4	111.94	125.62	131.39
Jun'19	159.86	164.26	136.84	196.26	117.5	109.07	125.54	130.68
Jul'19	162.04	164	153.28	197.09	117.43	109.1	125.42	131.1
Aug'19	167.59	166.73	175.95	197.09	115.39	107.47	125.53	132.16
Sep'19	168.1	168.86	166.82	197.09	119.77	107.19	125.96	132.49
Oct'19	171.39	172.38	170.45	196.14	107.08	108.95	125.46	133.2
Nov'19	180.93	179.05	197.87	194.34	107.08	107.96	125.36	135.12
Dec'19	199.34	199.89	204.54	196.14	110.32	110	126.21	140.1
Jan'20	190.28	185.89	222.72	196.46	108.95	113.06	126.97	139.01
Feb'20	172.59	171.73	182.57	196.75	105.97	107.35	126.76	134.02
March'20	155.99	157.63	150.14	196.75	96.71	97.16	126.04	128.26
Average	170.64	171.11	172.22	194.38	112.29	108.52	125.85	133.20

Source: Department of Economics and Statistics, Chennai-6.

**31.2 CONSUMER PRICE INDEX NUMBERS FOR INDUSTRIAL WORKERS  
(BASE YEAR: 2001=100)**

**Year: 2019-20**

<b>Period</b>	<b>Salem</b>
<b>Apr'19</b>	<b>291</b>
<b>May'19</b>	<b>295</b>
<b>Jun'19</b>	<b>301</b>
<b>Jul'19</b>	<b>300</b>
<b>Aug'19</b>	<b>298</b>
<b>Sep'19</b>	<b>299</b>
<b>Oct'19</b>	<b>300</b>
<b>Nov'19</b>	<b>308</b>
<b>Dec'19</b>	<b>311</b>
<b>Jan'20</b>	<b>310</b>
<b>Feb'20</b>	<b>306</b>
<b>Mar'20</b>	<b>298</b>
<b>AVERAGE</b>	<b>301</b>

*Source: Director of Labour Bureau, Shimla*

**31.3.ALL INDIA CONSUMER PRICE INDEX NUMBERS FOR INDUSTRIAL WORKERS 2019-20 BASE YEAR: 2001=100**

<b>PERIOD</b>	<b>All India</b>	<b>TamilNadu</b>
<b>2006</b>	<b>123</b>	<b>117</b>
<b>2007</b>	<b>131</b>	<b>124</b>
<b>2008</b>	<b>142</b>	<b>136</b>
<b>2009</b>	<b>157</b>	<b>151</b>
<b>2010</b>	<b>176</b>	<b>166</b>
<b>2011</b>	<b>192</b>	<b>177</b>
<b>2012</b>	<b>209</b>	<b>198</b>
<b>2013</b>	<b>232</b>	<b>221</b>
<b>2014</b>	<b>247</b>	<b>238</b>
<b>2015</b>	<b>261</b>	<b>254</b>
<b>2016</b>	<b>274</b>	<b>263</b>
<b>2017</b>	<b>281</b>	<b>273</b>
<b>2018</b>	<b>295</b>	<b>283</b>
<b>2019</b>	<b>317</b>	<b>302</b>

*Source: Director of Labour Bureau, Simla*

**31.4. Time Series Data of Consumer Price Index Numbers for Industrial Workers Base  
Year 2001=100 Year 2019-20**

<b>PERIOD</b>	<b>All India</b>	<b>TamilNadu</b>
<b>2006 - 07</b>	<b>116</b>	<b>125</b>
<b>2007 - 08</b>	<b>124</b>	<b>133</b>
<b>2008 - 09</b>	<b>139</b>	<b>145</b>
<b>2009 - 10</b>	<b>154</b>	<b>163</b>
<b>2010 - 11</b>	<b>166</b>	<b>180</b>
<b>2011 - 12</b>	<b>176</b>	<b>195</b>
<b>2012 - 13</b>	<b>197</b>	<b>215</b>
<b>2013 - 14</b>	<b>220</b>	<b>236</b>
<b>2014 - 15</b>	<b>239</b>	<b>251</b>
<b>2015 - 16</b>	<b>260</b>	<b>265</b>
<b>2016 - 17</b>	<b>267</b>	<b>276</b>
<b>2017 - 18</b>	<b>272</b>	<b>284</b>
<b>2018 - 19</b>	<b>284</b>	<b>300</b>
<b>2019 - 20</b>	<b>301</b>	<b>323</b>

*Source: Director of Labour Bureau, Simla*

**31.5. Annual Average of Consumer Price Index Numbers for Industrial Workers  
Base Year 2001=100, Year: 2018-19**

<b>PERIOD</b>	<b>All India</b>	<b>TamilNadu</b>
<b>2013</b>	<b>216</b>	<b>232</b>
<b>2014</b>	<b>233</b>	<b>247</b>
<b>2015</b>	<b>254</b>	<b>261</b>
<b>2016</b>	<b>268</b>	<b>274</b>
<b>2017</b>	<b>270</b>	<b>281</b>
<b>2018</b>	<b>280</b>	<b>295</b>
<b>2019</b>	<b>297</b>	<b>317</b>



### 32.QUALITY CONTROL

#### 32.1.LIST OF INDUSTRIAL/ESTABLISHMENT UNITS HAVING QUALITY CONTROL FACILITIES AND THE PRODUCTS SUBJECTED TO QUALITY CONTROL

Year: 2019-20

Sl. No	List of Industries	Establishment Units having, Quality Control Facilities	Products subjected to Quality Control
1	2	3	4
1	All FActories	Regional Testing Laboratory, Salem	1. Metals and Alloys (Ferrous and Non-ferros) 2. Minerals and Ores 3.Fuels (Coal and Coke) and other Petroleum Products incl. Bituminous materials) 4.Chemicals and Allied Products 5. Fertilizers, Insecticides and Pesticides 6. Food and Food Products (Certain Parameters Only) 7.Fats, Soaps and Oil 8. Water (all purposes) 9. Paints, Varnishes and allied products 10. All types of Building materials 11.Cement and Refractory 12.Matches and its raw materials 13.PVC,SW and other kinds of pipes 14. Green House and Poly House materials for Horticulture Department.
2	Sago	Sago Serve, Salem	Tapioca Sago and Starch

Source: General Manager, DIC, Salem



### 33.REGISTRATION

#### 33.1.NUMBER OF REGISTRATION OFFICES IN THE DISTRICT

Year: 2019-20

Sl.No.	Name of the Office	Number of Registration
1	2	3
1	Salem East	5131
2	Attur	4972
3	Ayothiyapatinam	3399
5	Yercaud	937
6	Gangavalli	2615
7	Thalaivasal	2956
8	Thammampatti	2058
9	Dhadagapatti	6645
10	Pethanaicken palayam	3953
11	Valapady	4723
12	Veerapandi	3706
13	Joint-1	5276
14	Joint-3	2767
15	Edapadi	5588
16	Omalur	10268
17	Mettur	3953
18	Sankari	3176
19	Suramangalam	8541
20	Tharamangalam	6907
21	Magudanchavadi	6799
22	Mecheri	4396
23	Jalagandapuram	5291
	<b>Total</b>	<b>104060</b>

*Source: District Registration Officers, Salem East and Salem West Divisions.*

#### 33.2.REGISTRATION AND AGGREGATE VALUE OF PROPERTIES TRANSFERRED DURING THE YEAR (Rs.in crores)

Year: 2019-20

Number of Registration (Moveable and Immoveable)	Aggregate Value of Properties Transferred (Rs in crores) (Moveable and Immoveable )	Total Receipts (Rs. In Lakhs)
1	2	3
65499	101936.42	15201.17

*Source: District Registration Officers, Salem East and Salem West Divisions*

### 34. REPAIR AND SERVICE

#### 34.1. AUTHORISED AUTOMOBILE REPAIR AND SERVICE STATIONS

Year: 2019-20

Name of the Block / Municipalities	Authorised Automobiles Repair and Service (in No's.)
Salem	33
Veerapandy	14
Panamarathupatty	3
Ayothiyapattinam	2
Valapady	4
Yercaud	7
Attur	8
Pethanaickenpalayam	3
Gangavalli	4
Thalaivasal	4
Omalur	4
Kadayampatty	6
Tharamangalam	5
Mecheri	8
Nangavalli	10
Kolathur	8
Sankari	4
Magudanchavadi	4
Idappady	6
Konganapuram	3
<b>TOTAL</b>	<b>140</b>

#### 34.2. AUTHORISED ELECTRICAL AND ELECTRONIC GOODS REPAIR AND SERVICE UNITS

Year: 2019-20

Name of the Block / Municipalities	Electrical and Electronic goods Repair and Service Units (in No's)
Salem	63
Veerapandy	17
Panamarathupatty	5
Ayothiyapattinam	22
Valapady	5
Yercaud	13
Attur	4
Pethanaickenpalayam	2
Gangavalli	5
Thalaivasal	6
Omalur	9
Kadayampatty	8
Tharamangalam	5
Mecheri	9
Nangavalli	18
Kolathur	16
Sankari	7
Magudanchavadi	5
Idapady	5
Konganapuram	1
<b>TOTAL</b>	<b>225</b>

### 35.RESTAURANTS AND HOTELS

#### 35.1 RESTAURANTS, CAFES AND OTHER EATING AND DRINKING PLACES

Year: 2019-20

Sl.No.	Items	Place
1	2	3
1.	<b>Restaurants</b>	<b>826</b>
2.	<b>Cafes</b>	<b>1476</b>
3.	<b>Other Eating and Drinking Centres</b>	<b>2860</b>

Source: Concerned Office.

#### 35.2.DETAILED OF HOTELS

Year: 2019-20

Sl. No.	Place	Name of the Hotels with Lodging Facilities	Name of the Hotels without Lodging Facilities
1	<b>Salem</b>	National Hotel	Annapoorna
2		Salem Castle	Srilakshmi
3		Windsor Castle	Lakshmi
4		L.R.N Excellency	Chandra Café
5		Chenney's Gateway	Sarathy
6		Maruthy Hotel	Vysya Modern
7		Vasantha Vihar	Malabar Hotel
8		Hema International	Ashok
9		Aswa park	K.V.Restaurent
10		A.K.Lodging	Mangala Vilas
11		Mithila Hotel	Sivasakthi
12		Selvam Hotel	Rukmani
13		Surya International	Sai Vihar
14		Vasantham Hotel	Sakthi
15		Ganesh Mahal	Aryas
16		Hotel R.K.	Saravana
17		Sivaraj holiday	Bombay Briyani
18		Radisson	Saravana Classic
19		CJ Palazzo	Raja Ganapathy
20		GRT Grand Estancia	Arul Hotel
21		Saravana Grand style	Shanmuga Priya
22		Devi towers	Venkateshwara Hotel
23		AMR Ever green	Adayar Anandabhavan

Sl. No.	Place	Name of the Hotels with Lodging Facilities	Name of the Hotels without Lodging Facilities
24	Salem	Karpagam International	Parasakthi
25		PalmResidency	Indhra Café
26		Raj Castle	Sri Leka
27		Hotel Pearls	Salem Café
28		Hotel Silver Palace	Ponram Briyani
29		Laila Palace	Barbeque Nation
30		Aira Park	Selvi mess
31		JMJ Comfort	Sellammal mess
32		Blue Star	Dindugal briyani
33		Juha Grand Service	RR briyani
34		Gold Ray	Barbequeen
35		CPM Tower Residency	Anjapar
36		Hotel Nalandha	Anandhas
37		Sing Sharal	Blue moon
38		Priya Towers	Rasikas
39		Hotel Siddharth	Junior Kuppanna
40		Hotel Green Ridge	Star briyani
41		Sri AICB Classic lodge	VMK hotel
42			Dandoori wala
43			Cibo express
44			Adayar Anandha bhavan

*Source: Concerned Office.*

# CINEMA THEATRES



## 36.RECREATION AND CULTURAL SERVICES

### 36.1. LIST OF CINEMA THEATRES AND THEIR CAPACITIES

Sl. No	Name of the corpn./ municipality/block/Village	Name of the theatres	Capacity
1	Salem Corporation	A.R.R S Screen –1	652
2		A.R.R.S Screen –2	395
3		A.R.R S Screen –3	395
4		A.R.R S Screen –4	784
5		A.R.R S Screen –5	784
6		Ad Labs Kailash	985
7		Ad Labs Prakash	947
8		Sri Rajeswari	848
9		Alankar	1144
10		Jaya	832
11		Geethalaya	1158
12		Oriental Sakthi	573
13		Sangeeth	890
14		Suprageeth	353
15		Ad Labs KS	769
16		Raja sabari	843
17		Jayaram	873
18		Gowri	788
19		Ad Labs Keerthana	904
20		Ad Labs Ramana	714
21		Saraswathi	819
22	Salem Town	Askar Screen-1	534
23		Askar Screen-2	760
24		Askar Screen-3	207
25	Elampillai	Kandan	504
26	Valapady	Maheswari	409
27	Gorimedu	Pachaiamman	654
28	Omalur	Brindavanam	399
29		Thangam	716
30	Mettur	Karpagam	601
31		Lakshmi	586
32	Jalakandapuram	Sowdambigai	367
33	Mecheri	Senthil	497
34	Kolathur	Abirami	713
35	Alagusamudram	KS	257
36	Nangavalli	Gowri	553
37	Sankari	Amman	305
38		Balasubramaniya	410
39		Murugan	389
40		Saravana	346
41	Edappadi	Kalaiyarangam	480
42		Srikumaran	482
43		Sakthi	603
44	Edamganasalai	Nataraja	580



Sl. No	Name of the corpn./ municipality/block/Village	Name of the theatres	Capacity
45	Attur	N.S.	854
46		Padmalaya	571
47		Priyalaya	412
48		Kesavan	852
49		Viswanath	810
50	Thammampatty	Gowri	620
51		Nataraja	761
52	Kondalampatty	Divya	596
53	Valasaiyur	Ananda	271
54	Yercaud	Township	400
55	Salem South	V.P.S. Theatre Attyampatti	

Source: Joint Commissioner of Commercial Taxes, Salem

### 36.2. LIST OF CLUBS AND ASSOCIATIONS

Year: 2019-20

Sl. No.	Place	Name of the Club and Association
1	2	3
1	Salem	District Club, Salem
		Salem Club, Salem
		Cosmopolitan Club, Salem
		City Club, Fairland's
		Youth Club
		Crescent Club
		Penguin Club
		Rotary
		Literary Association
		Revenue Club
		Rotary Club
		Lions Club
Jaycees Club		
Windsor Club		

### 36.3. LIST OF MOTION PICTURE DISTRIBUTORS AND PROJECTION

Sl. No	List	Sl. No.	List
1	R.MURUGESAN FILM DISTRIBUTOR	19	G&7/G FILMS
2	KANS MEADIA COMMUNICATION	20	VIJALAKSHMI FILMS
3	K.M.PICTRE	21	SRI LAKSHMI FILMS
4	S.J.SHJAHAN FLIM DISTRIBUTER	22	MAHA SRI BALAJI FILMS
5	JOTHIMURUGAN PICTURES	23	KANAGATHARA PICTURES
6	PRIYADHARSHINI FILMS	24	ANJANA CIRCUIT
7	THAILA MOVIES	25	M.L.S.PICTURES
8	K.B.COMPAINES	26	SRI NAVASAKTHIAMMAN FILM
9	BARATHIRAJA FILMS	27	SAPTHAGIRI MOVIES
10	R.KANAGARAJ FILM DISTRIBUTERS	28	SRI KAVERI COMBINES
11	SRI SARAVANA PICTURES	29	SRI KANJANA PICTURES
12	SRI GANAPATHYVELA FILMS	30	RATHNA PICTURES
13	OM MURUGA MOVIES	31	A.K.P.MOVIES
14	R.MAHALINGAM FILM DISTRIBUTOR	32	SRI BALASUBRAMANIYA MOVIES
15	OM PACHAIAMMAN PICTURES	33	SRI OM MURUGA MOVIES
16	MOHAN ENTERPRISES	34	SRI VASAVI ENTERPRISES
17	SIVASAKTHI FILMS	35	SRI UMAIYAL FILMS
18	PRESANNA ENTERPRISES	36	L.PANNEERSELVAM FILM DISTRIBUTOR
37	G.RAGUNATHAN FILMS	56	SRI RAJAGANESH FILMS
38	SRI GIRIMURUGAN FILMS	57	SRI GANESA MOVIES
39	SRI. P.A.K. COMBINES	58	KARIKALAN PICTURES
40	JAYAFILMS	59	M.S.PALANISAMI FILM DISTRIBUTRES
41	SRI YELLUMALAYN ENTERPRISES	60	MAHALAKSHMI ENTERPRISES
42	KUMARAKIRI MURUGAN FILMS	61	KARPAKAVINAYAGAR FILMS
43	SRI JAYAM FILMS	62	RAJAMANI ENTERPRISES
44	LINE FILMS	63	DHARANI FILMS
45	SRI DURGAIAMMAN PICTURES	64	SRI IYAPPAN PICTURES
46	SRI GURU MOVIES	65	RAMKUMAR PICTURES
47	JAIRANGA MOVIES	66	SRI LAKSHMI SARASHWATHI FILMS
48	G.G.COMBINES	67	SUNDARESHWARA PICTURES
49	M.M.PICTURES	68	SRI RAJESHWARI
50	SRI DEVIPRIYA PICTURES	69	SRI KATHYAAMMAN FILMS
51	M.SUBRAMANIYAM	70	NEW THULASI FILM
52	DEVI SRI MOOGAMBIGA PICTURES	71	MANIRAJA PICTURES
53	ANUPRIYA FILMS	72	SRI LAKSHMI ENTERPRISES
75	THANDAUTHABANI FILM DISTRIBUTER	94	LAKSHMI MOVIES
76	A.G.A.FILMS	95	VAIGAI FILMS
77	SALEM RAMANATHAN FILMS	96	JEEVA ENTERPRISES
78	VINAYAGA MOVIES	97	SRI BAGAVATHI FILMS
79	THE ABARNA FILMS	98	KUMUTHA PICTURES
80	SUMITHA FILMS	99	SALEM JAI SHANTHI FILMS
81	SRI GUGAN ENTERPRISES	100	L.PALANIVEL ENTERPRISES
82	UMA MAHESHWARI PICTURES	101	PATHMINI MOVIES
83	SRI NATARAJA FILMS	102	K.MURUGAN FILM DISTRIBUTOR
84	SALEM SARAVANA FILMS	103	G.MATHIVANAN FILM DISTRIBUTOR
85	PACHIAMMAN FILMS	104	REGA MOVIES
86	SRI ANGALAMMAN COMBINES	105	SRI LAKSHMI FILMS
87	KAMADENU MPVIES	106	SIVASAKTHI PICTURES
88	SRI LAKSHMI DEVI FILMS	107	K.A.FILMS
89	PATCHIYAMAN FILMS	108	VARALAKSHMI PICTURES
90	SWAMI PICTURES	109	REVATHICINI COMBINES
91	JANA FILMS	110	MANIGANDAN COMBINES
92	MAKESHWARA PICTURES	111	SENTHILKUMAR FILMS
93	ANNAI SRI MOOKAMPIGAI MOVIES	112	SABENA PICTURES

*Source: Salem Film Distributors Council, 96 Cinema Nagar, Pallapatti, Salem-636009*

**37.SOCIAL WELFARE**  
**37.1 PURATCHI THALAIVAR M.G.R. NUTRITIOUS MEALS**  
**PROGRAMME CENTRES**

Year: 2019-20

School sector			Local Body Sector				Total
Panchayat Union	Municipal Bodies	Corporation	Panchayat Union	Municipal Bodies	Corporation	ICDS	
1	2	3	4	5	6	7	8
1726	28	64	-	-	-	-	1818

*Source: P.A to Collector (NMP), Salem. And AD Panchayat (Rural), Salem*

**37.2.NUMBER OF BENEFICIARIES UNDER PURATCHI THALAIVAR M.G.R.**  
**NUTRITIOUS MEALS PROGRAMME**

Year: 2019-20

2-4	Number of Beneficiaries under age group				Total
	5 to 9		10 to 14		
	Panchayat Union	Municipal Bodies /Corporation	Panchayat Union	Municipal Bodies /Corporation	
1	2	3	4	5	6
-	95056	5156	104065	5161	209438

*Source: P.A to Collector (NMP), Salem. Project Officer, ICDS- Salem*

**37.3.NUMBER OF BENEFICIARIES UNDER FREE SUPPLY OF TEXT BOOKS**  
**AND UNIFORMS**

Year: 2019-20

Sl.No	NAME OF THE BLOCK/ MUNICIPALITY	Age group 6-14 (Standards I to VIII)			
		Uniforms		Text Books	
		Boys	Girls	Boys	Girls
1	2	3	4	5	6
1	SALEM	89087	90438	89087	90438

*Source: DEEO Salem, DEOs Salem and Sankagiri*

### 37.4. NUMBER OF BENEFICIARIES UNDER OLD AGE PENSION SCHEME

Year: 2019-20

Taluk	IGNOPS	IGNDPS	IGNWPS	DAPS	DWP	DDWP	UWP	CMUPT	TOTAL
Attur	5952	391	3123	1176	3017	212	87	5838	19796
Edappady	7531	248	1552	1217	2341	540	106	2822	16357
Gangavalli	2623	284	1889	979	3004	218	31	6973	16064
Kadayam patty	1284	103	982	547	449	95	32	1278	4770
Mettur	3834	376	3436	755	531	412	82	1245	10671
Omalur	1783	285	2257	951	614	215	84	2476	8725
Pethanaickan palaym	2180	141	1889	610	1310	81	14	3072	9297
Salem	10584	842	14702	948	1721	2771	96	5109	36773
Salem south	9162	458	10466	597	1135	2493	33	5091	29435
Salem West	4746	256	6762	664	870	935	37	3680	17950
Sankari	2726	197	2435	713	2000	419	51	2926	11467
Valapadi	4209	252	2035	914	3147	892	10	6920	18379
Yercaud	396	47	369	136	356	14	23	505	1846
<b>Total</b>	<b>57010</b>	<b>3880</b>	<b>51897</b>	<b>10207</b>	<b>20495</b>	<b>9297</b>	<b>686</b>	<b>47935</b>	<b>201530</b>

Source: Special Deputy Collector, Social Security Scheme, Salem

### 37.5. FREE HOUSE SITES DISTRIBUTED TO COMMUNITIES

Year: 2019-20

Name of the Taluk	Free House Site Distributed					
	S.C.	S.T.	B.C.	D.C.& MBC	Others	Total
1	2	3	4	5	6	7
Salem District	--	--	--	--	--	--

Source: District Adi-Dravidar Welfare Officer and District Backward Class and Minorities Welfare Officer, Salem

### 37.6. IMPLEMENTATION OF RELIEF MEASURES AND PENSION SCHEMES

Year: 2019-20

Serial No	Name of then Scheme / Relief Measures	No of Beneficiaries	Total Amount Disbursed (Rs )
1.	Nalintaar Nala Thittam	315	6300000
2.	Accidental relief for workers (death at the time of work)		
3.	Freedom fighters pension scheme		
	a)State Government		
	b)Central Government		
	c)State& Central Government		
4.	C.M.'s Relief Fund		
	i)Road Accidents		
	ii)Riot Victim		
	iii) Public Relief Fund	42	4600000
5.	Mozhi Kavalari Pension Scheme		
6.	Nalinta Kalaingar Pension Scheme		
7.	Others if any (Specify)Dr.Muthulashmi Reddy Maternity Benefit Scheme	27304	

Source: PA (G) to Collector, Salem, DD Health Services and Family Welfare, Salem

### 38. SANITARY SERVICES

#### 38.1. NUMBER OF SANITARY WORKERS ENGAGED IN SANITATION, GARBAGE, AND SEWAGE DISPOSAL AND OTHER PARTICULARS

Year: 2019-20

Sl.No	Corporation/Municipality/ Town Panchayats/ Village Panchayats	Number of Workers engaged in Sanitation	Number of Garbage and Sewage disposal	Other connected workers related with sanitation
1	Salem corporation	2100	1470	630
2	Attur municipality	243	102	97
3	Mettur municipality	110	66	30
4	Idapady municipality	143	20	30
5	Narasingapuram Municipality	18	8	15
6	Village Panchayats & Town Panchayats	2659	2615	849

Source: Concerned Departments

## 38.2. NUMBER OF VEHICLES ENGAGED IN SANITARY SERVICES

Year: 2019-20

Sl. No.	Name of the Block /Municipality	Number of vehicles engaged in Sanitary Services
1	2	3
1	Village Panchayats & Town Panchatyas	1952
2	Salem corporation	306
3	Attur municipality	12
6	Mettur municipality	72
7	Idapady municipality	30
8	Narasingapuram Municipality	4

Source: Concerned Local Bodies, Salem District

## 39. SCIENTIFIC AND RESEARCH SERVICE

### 39.1. INSTITUTIONS AND LABORATORIES ENGAGED IN RESEARCH WORK

Year: 2019-20

Name and address of Institutions and Laboratories	Type of Research Field
Giant Orchard, Karumandurai	<b>Propagation of Quality</b> 1. Planting Material of fruit Plants 2. Production of vegetable seed 3. Ornamental Plants
State Horticulture Farm, Karumandurai	
State Horticulture Farm, Maniyarkundam	
State Horticulture Farm, Mulluvadi	
State Horticulture Farm, Sirmalai (Arunuthumalai)	

Source: Concerned Institutions

## 40.STORAGE FACILITIES

### 40.1.LIST OF AGRICULTURAL AND NON-AGRICULTURAL STORAGE GODOWNS

Year: 2019-20

Name and address of Agricultural Godowns	Name of address of Non-Agricultural Godowns
<b>Government</b>	<b>Sub Agriculture Extension Centre</b>
Assistant Director of Agriculture, Agriculture Extension Centre, Seelanaickenpatti, Salem	
Assistant Director of Agriculture, Agriculture Extension Centre, Panchayat Union office, Veerapandi	Sub Agriculture Extension Centre, Sithar Kovil
Assistant Director of Agriculture, Panamarathupatti	
Assistant Director of Agriculture, Agriculture Extension Centre, Panchayat Union office, Ayothiapattinam	
Assistant Director of Agriculture, Agriculture Extension Centre, Panchayat Union office, Valapady	
Assistant Director of Agriculture, Agriculture Extension Centre, Panchayat Union office, Yercuad	
Assistant Director of Agriculture, Agriculture Extension Centre, Panchayat Union office, Attur	Sub Agriculture Extension Centre, Mallikarai
Assistant Director of Agriculture, Agriculture Extension Centre, Panchayat Union office, P.N.Palayam	Sub Agriculture Extension Centre, Karumandurai
Assistant Director of Agriculture, Agriculture Extension Centre, Panchayat Union office, Gangavalli	Sub Agriculture Extension Centre, Thammampatti
Assistant Director of Agriculture, Agriculture Extension Centre, Panchayat Union office, Thalaivasal	Sub Agriculture Extension Centre, Veeraganur
Assistant Director of Agriculture, Agriculture Extension Centre, Panchayat Union office, Sangakiri	Sub Agriculture Extension Centre, Thevur
Assistant Director of Agriculture, Agriculture Extension Centre, Panchayat Union office, Magudanchavadi	
Assistant Director of Agriculture, Agriculture Extension Centre, Panchayat Union office, Edapadi	Sub Agriculture Extension Centre, Poolampatti

<b>Name and address of Agricultural Godowns</b>	<b>Name of address of Non-Agricultural Godowns</b>
<b>Assistant Director of Agriculture, Agriculture Extension Centre, Panchayat Union office, Konganapuram</b>	
<b>Assistant Director of Agriculture, Agriculture Extension Centre, Panchayat Union office, Kolathur</b>	<b>Sub Agriculture Extension Centre, Kaveri Cross</b>
<b>Assistant Director of Agriculture, Agriculture Extension Centre, Panchayat Union office, Mecheri</b>	<b>Sub Agriculture Extension Centre, Vellar.</b>
<b>Assistant Director of Agriculture, Agriculture Extension Centre, Panchayat Union office, Nangavalli</b>	<b>Sub Agriculture Extension Centre, Jalakantapuram</b>
<b>Assistant Director of Agriculture, Agriculture Extension Centre, Panchayat Union office, Omalur</b>	<b>Sub Agriculture Extension Centre, Karuppur</b>
<b>Assistant Director of Agriculture, Agriculture Extension Centre, Panchayat Union office, Tharamangalam</b>	
<b>Assistant Director of Agriculture, Agriculture Extension Centre, Panchayat Union office, Kadayampatti</b>	

*Source: D.D.Agricultural Marketing, Salem, Warehousing Corporation, Salem, T.N.C.S.C, Salem and J.D. Agriculture, Salem*

#### **40.2. LIST OF COLD STORAGE AND GODOWNS**

**Year: 2019-20**

<b>S.No</b>	<b>Name and address of the cold storage</b>
1	Salem Regulated Market, Uthamasolapuram, Sulaimedu, Salem-636010
2	Vazhapadi Regulated Market, Mangamma Salai, Pudhupalayam, Vazhpadi-636115
3	Attur Regulated Market, 5/328-A, Near Samathuvapuram, Ammampalayam, Attur-636141
4	Gangavalli Regulated Market, 6/58 Mangini Gate, Othiyathur, Gangavalli-636105
5	Mecheri Regulated Market, Nesavalur Colony, Mettur, Mecheri-636451

*Source: D.D. Agricultural Marketing, Salem*



Sl No	Name and address of the cold storage unit with telephone No	Year of establishment/Total cost in Lakhs	Type/Product stored	Rent charged for cold storage (Rs/month) for different products.
1	Salem Regulated Market-1(25MT)-0427-2917323	22.01.2014/31.80		Rs.4900/- (per month)
2	Vazhapadi Regulated Market -2 (each 25MT)-91593-56156	20.01.2014/31.80 29.05.2015/44.00	Vegetables, Fruits, Neem Seeds and Groceries	Rs.4100/- (per month)
3	Attur Regulated Market-1(25MT)-04282-235258	17.01.2014/31.80		Rs.4100/- (per month)
4	Gangavalli Regulated Market-1(25MT)-97877-19753	20.01.2014/31.80		-
5	Mecheri Regulated Market-2(25MT,100MT) 95438-12911	20.01.2014/31.80		Rs.4300/- (per month)
		10.02.2011/100.00		Rs.11000/- (per month)

#### REGULATED MARKET COLD STORAGE GOODOWN

Sl No	Name and Place	Capacity
1	Salem Regulated Market, Uthamasolapuram, Sulaimedu,Salem-636010	5000 MT
2	Vazhapadi Regulated Market,Mangamma Salai, Pudhupalayam, Vazhpadi-636115	500 MT
3	Attur Regulated Market, 5/328-A, Near Samathuvapuram, Ammampalayam, Attur-636141	2500 MT
4	Gangavalli Regulated Market, 6/58 Mangini Gate, Othiyathur, Gangavalli-636105	500 MT
5	Mecheri Regulated Market, Nesavalur Colony, Mettur, Mecheri-636451	1000 MT
6	Thammampatti Regulated Market,House Road, Karmandurai-636138	500 MT
7	Konganapuram Regulated Market, Omalur Main road, Karunkaradu,Konganapuram-636451	1500 MT
8	Omalur Regulated Market, 2/366,Tharamangalam Main Road, Ward No.2, Pachanampatti(po), Opp Kottai Mariyamman kovil Panchayat, Omalur-636455	3000 MT
9	Edapadi Regulated Market, Vellarivelli, Edapadi-637101	1000 MT

Source: D.D. Agricultural Marketing, Salem

## 41. TEXTILES

### 41.1.NUMBER OF GINNING, SPINNING AND WEAVING MILLS

Year: 2019-20

Sl. No	Name of the Block/ Municipalities	Number of Ginning Mills	Number of Spinning Mills	Number of Weaving Mills
1	2	3	4	5
1	Salem		13	-
2	Veerapandy			
3	Panamarathupatty	3		
4	Ayothiyapattinam		22	
5	Valapady		10	
6	Yercaud			
7	Attur	5		
8	Pethanaickenpalayam		4	
9	Gangavalli	1	-	
10	Thalaivasal	3	-	
11	Omalur		2	
12	Kadayampatty		1	
13	Tharamangalam		2	
14	Mecheri			
15	Nangavalli		1	
16	Kolathur			
17	Sankari		44	
18	Magudanchavadi	18	2	
19	Idapady			
20	Konganapuram	32	2	

Source: Concerned office

### 41.2.QUANTUM OF PRODUCTION DURING THE YEAR

Year: 2019-20

Ginning Mills production	Spinning mills production	Weaving mills Production
1	2	3
	NA	

Source: Concerned office

## 42. TRADE AND COMMERCE

### 42.1. NUMBER OF MAJOR AND MINOR TRADE AND COMMERCIAL ESTATE

Year: 2019-20

Number of major Trade	Number of minor Trade	Number of Commercial estate
1	2	3
1010	163	Nil

Source: Secretary, Market Committee, Uthamacholapuram.Salem District



# TRANSPORTATION



### 43. TRANSPORT

#### 43.1.LENGTH OF ROADS (IN KILOMETRES)

Year: 2019-20

Block/ Corporation/ Municipality/ Panchayat Union	Surfaced Roads				Un- surfaced Roads	Grand Total
	Cement Concrete	Bitu minous	Water Bound Macada m	Total		
1	2	3	4	5	6	7
National Highways	-	76.775	-	76.775	-	76.775
State Highways	-	1242.502	-	1242.502	-	1242.502
Salem Corporation	63.54	747.15	12.38	823.07	25.56	848.63
Attur Municipality	47.304	20.687	8.476	76.467	1.206	77.673
Narasingapuram Municipality	19.06	28.409	8.551	56.02	9	65.02
Edappadi Municipality	28.51	58.46	-	86.97	18.785	105.755
Mettur Municipality	14.17	69.711	-	83.896	0.91	84.806
Salem District (Town Panchayat , Panchayat Union & Panchayat)	392.18	5342.797	729.064	6464.041	1551.458	8015.499
Forest Road	0	4.5	26.42	30.92	55.065	85.985

Source: Respective District Heads of Departments

#### 43.2.ROAD ACCIDENTS

Year: 2019-20

Sl. Number	Name of the Block/Municipality	Total Number of Accidents	Number of persons injured	Number of persons killed
1	2	3	4	5
1	Salem City	830	848	126
2	Salem Moffusial	2124	2099	313
	<b>Total</b>	<b>2953</b>	<b>2947</b>	<b>439</b>

Source: Commissioner of Police, Salem City.and Superintendent of Police, Salem

### 43.3. REGISTERED MOTOR VEHICLES

Year: 2019-20

Sl.No	Name of the Motor Vehicle	Total
<b>A. Commerical</b>		
1	State Carriage	
A	Public	<b>146</b>
B	Private	<b>46</b>
2	Auto rickshaw	<b>120</b>
3	Taxi	<b>0</b>
A	Ordinary	<b>0</b>
B	Motor cab	<b>563</b>
C	Maxi cab	<b>273</b>
4	Omni Buses(Travel)	<b>0</b>
5	Private Station Vehicle & Others	<b>14</b>
6	School Bus	<b>429</b>
7	Mini Bus	<b>5</b>
8	Ambulance	<b>8</b>
9	Fire Fighter	<b>3</b>
10	Light Commercial Vehicle	<b>649</b>
11	Lorry	<b>0</b>
A	State	<b>3967</b>
B	National	<b>11652</b>
12	Articulate Vehicle	<b>0</b>
A	State	<b>376</b>
B	National Permit	<b>1913</b>
13	Tractor/ Trailor	<b>310</b>
<b>Total</b>		<b>20474</b>
<b>B. Non Commerical</b>		
1	Motor Cycle	<b>40407</b>
2	Scooter	<b>19427</b>
3	Moped	<b>42671</b>
4	Motorcar	<b>8344</b>
5	Station Wagon	<b>0</b>
6	Tractor	<b>1915</b>
7	Three Wheeler	<b>1794</b>
8	Road Roller	<b>329</b>
9	Others	<b>1624</b>
10	Tricycle Auto	<b>0</b>
11	Jeep	<b>0</b>
12	Four Wheeler	<b>0</b>
<b>Total</b>		<b>177522</b>
<b>Grand Total</b>		<b>190413</b>

*Source: Deputy Commissioner of Transports, Salem*

#### 43.4. TRANSPORT CORPORATIONS

Year: 2019-20.

Sl. No.	Name of the Corporations	Year of Formation	Headquarter	District covered	Number of buses as on 31 <sup>st</sup> March
1	Tamil Nadu Transport Corporation, Salem Division	1973	Salem	Salem, Namakkal, Dharmapuri, Krishnagiri	2137

*Source: General Manager, TNSTC, Salem*

#### 43.5. SELECT INDICATORS ON OVERALL PERFORMANCE OF STATE TRANSPORT CORPORATIONS

Year: 2019-20

Sl.No.	Item	Name of the Transport Corporation
1	<b>Fleet Strength</b>	<b>1025</b>
2	<b>Kilometers operated per day (in lakhs)</b>	<b>4.09</b>
3	<b>No. of Passengers carried per day</b>	<b>6.86</b>
4	<b>Fleet Utilization %</b>	<b>92.98</b>
5	<b>Kilometer Efficiency %</b>	<b>99.99</b>
6	<b>Kilometer Run per Litre of Diesel</b>	<b>5.60</b>
	<b>a) City /Town</b>	<b>5.60</b>
	<b>b) Mofussil</b>	<b>5.52</b>
7	<b>No. of Routes (as on day)</b>	<b>840</b>
8	<b>No. of New Routes introduced during the year</b>	<b>0</b>
9	<b>New Villages benefited during the year</b>	<b>15</b>
10	<b>Benefited Villages population</b>	<b>4500</b>
11	<b>Staff Strength</b>	<b>5692</b>
12	<b>No. of New buses purchased</b>	<b>156</b>
13	<b>100% Free Travel Bus Passes Issued Details</b>	
	<b>School Students</b>	<b>0.91 lakhs</b>
	<b>College Students</b>	<b>0.13 lakhs</b>
	<b>Physical Handicapped</b>	<b>1047 persons</b>
	<b>Blind Person</b>	<b>453 Person</b>
	<b>T.V. &amp; Press Reporter</b>	<b>97 Person</b>
	<b>Freedom Fighters</b>	<b>35 Person</b>
14	<b>Aroma Drinking Water Sales (in Litres)</b>	<b>3.47 Lakh Litres</b>

*Source: General Manager, TNSTC, Salem*

### 43.6.RAILWAY LINES AND STATIONS

Year: 2019-20

Item	Broad Gauge	Meter Gauge	Broad Gauge & Meter Gauge
1	2	3	4
1. Route Length (in Km.)	1090	46	1136
2. Track Length (in Km.)	-	-	-
3. Number of Railway Stations	99	6	105

Source: Southern Railway, Salem.

### 43.7.PORT DEVELOPMENT

Year: 2019-20

1	Major Ports	Nil
2	Intermediate ports	Nil
3	Minor ports	Nil
4	Vessels entered and Cargo handled	Nil

### 43.8 AIRPORTS

Year: 2019-20

Sl. No	Airport	Passengers			
		Embarked	Disembarked	Transit	Total
1	DOMESTIC AIRPORT	Operating from March 27-2018 ( Only to Chennai) (72 seats capacity)			
2.	SALEM (At Kamalapuram)	Passengers movement			41404

TABLE 43.8 Contd.

Cargo Handled (Tonne)			Revenue (Rs. In lakhs)		
Loaded	Unloaded	Total	PAX	Cargo	Total
1	2	3	4	5	6
Not Operating					

Source: Concerned Airport

### 43.9 PRIVATE TRANSPORT OPERATORS

Year: 2019-20

Sl.No.	Name of the Transport Operations
1	Loganathan
2	Jayavalli
3	TKS
4	Saradha
5	P.T
6	Mahalakshmi
7	Srinivasa
8	Ari Amman
9	Ari Venkateswara
10	Vallikandan
11	Krishna
12	Ravikumar
13	KRD
14	SR
15	Thiru.K.Ramachandran, Salem-1
16	Thiru.S.Ravichandran, Salem
17	Thiru.V.Sivaprakasam, Salem-14
18	Tmt.S.Ponnuthayammal, Salem-103
19	Thiru.P.Annamalai, Salem
20	Tmt.S.Chandra, Salem-3
21	Tmt.G.Santhi, Salem-1
22	Thiru.G.Srinivasan, Salem-14
23	Tmt.K.Saraswathi, Salem-110
24	Tmt.A.Thenmozhi, Salem-6
25	Thiru.P.Varadharajan, Salem-15
26	Thiru.S.Ramakrishnan, Salem-6
27	Thiru.R.Subramani, Salem
28	M/s.Sri Dhandayuthapani, Salem-6
29	Thiru. V.Sethulakshmanan, Salem-1
30	Thiru.P.Ramesh, salem-1



31	Thiru.S.A.Ramalingam, Salem-1
32	Thiru.D.Rajamanickam, Salem-6
33	Thiru.D.Subramaniam, Salem-1
34	Tmt. Anandayee, Salem-1
35	Tvl.Sri Sakthivel Transports, Salem
36	Thiru.K.Ramachandran, Salem-20
37	Thiru.P.Sundarajan, Salem
38	Thiru.S.Mani, Salem-103
39	M/S. Sugavaneswara Motor Service, Salem
40	Thiru.R.Rangasamy, Salem-1
41	M/s.Murali Transports, Salem-1
42	Thiru. R.Jagadeesan, Salem-6
43	Thiru.R.Thamarai Selvam, Salem-1
44	Thiru.Mathiyalagan, Salem-1
45	Thiru.Balakrishnan, Salem-3
46	Thiru.N.R.Venugopal, Salem-6
47	Thiru.V.Sadanantham, Salem
48	Thiru.S.Ganesan, Salem-15
49	Thiru.R.Saravanan, Trichy(Dt)
50	Thiru.C.Kaliannan, Namakkal
51	Thiru.R.Saravanas, Thuraiyur
52	Thiru.Varadharajan, Salem
53	Thiru.P.Ramesh, Salem-1
54	Thiru.M.Sengathir Selavm, Salem
55	Thiru.Balakumar, Salem-15
56	Tmt.P.Vasanthi, Salem
57	Tmt.D.Mallika, Salem-103
58	Thiru.S.Mani, Salem
59	Thiru.T.K.Gnanasekaran, Salem-1
60	Thiru.P.Vairavel, Salem-3
61	Thiru.P.Annamalai, Salem
62	Thiru.G.Nirmal Chakkaravarthy, Salem
63	Tmt.M.Malarkodiram, Salem

64	Tmt.P.Deepalakshmi, Salem
65	Tmt.A.Thenmozhi, Salem
66	Thiru.M.Kandasamy, Salem-103
67	R.Jayalakshmi Transport
68	R.Gopal
69	R.Kanchana Prof: Aravind Transport
70	M.Ramesh
71	SNB Transport
72	VRS Transport
73	Swarnambigai Transport
74	Jayaprakash Transport
75	N.Govindaraj
76	Rainbow Motor Service
77	NT Bus Service
78	Sri Lakshmi Bus Service
79	Jayalakshmi Transports
80	R.Somanathan
81	Ramavilas Bus Service
82	S.Adhilakshmi
83	P.Balan Babu
84	A.Ravindran Prop: Aravind Bus Service
85	Selvam Bus Service
86	S.Natarajan
87	LRN Roadways
88	LRN Bus Services(P) Ltd
89	M.Narayanana
90	A.Ayyapparaj
91	K.M.Brothers Transports
92	N.Muthu Gounder
93	K.Malarvizhi
94	Jayashree Bus Service
95	Vijay Venkatesan.s
96	S.Uma propx: Ramavilas Bus Service

97	SMBS Bus Service
98	R.Natarajan
99	N.Sivabakkiam
100	Rangamani Transport
101	PRP Bus Service
102	P.R.Rajendran
103	Balaji Bus Service
104	K.Pannerselvam
105	S.Saravanan
106	K.Ramasamy Prop: Ramavilas Bus Service
107	Kannan Bus Service
108	Sri Bhagiyalakshmi Transport
109	T.Krishnaveni
110	N.R.Venugopal
111	Ramani Bus service
112	M.Subramani
113	V.P.Palanisamy
114	N.Premavathi, Prop: SNB transport
115	MKS Bus Service
116	Saraswathi Bus service
117	P.R.Selvi
118	SNB Road & Company
119	I.Dhanam
120	Selvam Bus Service
121	KRSC Bus Service
122	K.Selvaraj
123	V.Natesan
124	D.Yuvaraj
125	E.Jayaraj
126	Duraisamy.S
127	Rainbow Roadways
128	R.Dhanraj
129	Neela Motor Service

130	S.Perumayeeammal Propx: Ramani Bus Ervice
131	Rajaganapathi Transports
132	Vasantha Viswanathan Prop: Ramani Bus Service
133	A.S.Balkrishnan
134	D.Premalatha
135	K.Palaniappan
136	K.Parvatham
137	C.Manivasagam
138	C.Thangavel
139	S.Sulochana LRN Roadways
140	P.Subramaniam
141	ABT Bus Service
142	VRS Bus Service
143	K.Kumar
144	PRS Bus Service
145	T.N.Ramesh
146	C.Karuppanna Prop: Kannan Bus Service
147	K.Rajagopal
148	K.S.Kandhaiyan
149	Giridharan
150	P.Kumaresan
151	Sweetha Bus service
152	KRP Transports
153	MF Zaheer Hussain
154	N.Govindaraj
155	D.Selvamani
156	S.G.R.Sridharan
157	M.Narayanan
158	K.Vikram
159	K.Palaniappa Gounder
160	S.Dhanasekaran Prop:Sugavaneswara Transports
161	S.Sukumar (N.S. Roadline)
162	Arul Murugan Transport

163	P.Indrajith
164	C.Devaraju
165	K.Balasubramani
166	K.Valliammal
167	S.Natarajan
168	Sumathi Jagadesan
169	S.Karthikeyan
170	K.R.VijayaKumar
171	T.Usharani
172	Sugavaneswari Transport
173	S.Alfred Swaminathan
174	R.Ravi
175	A.Rajendran
176	K.Palanisamy
177	Senthil Bus Service
178	Muniappan
179	G.Ambiga
180	R.Prakaran
181	P.Balasubramanian
182	Rakkiappan
183	G.Jayaprakash
184	Tenpandiyam Bus service
185	S.Prabu
186	K.R.Vijaykumar
187	The Managing Partner Sri Murugan Bus Service
188	R.Balasubramani
189	N.A.Chinnasamy
190	M.R.P Bus Service
191	C.Rakkiappan
192	MRN Motor Service
193	Satgasumaminathan
194	C.Manivasagam
195	R.David

196	<b>K.Ravichandran</b>
197	<b>Santhi Girdharan</b>
198	<b>K.Mani</b>
199	<b>P.Umamaheswari</b>
200	<b>K.Balasubramani</b>
201	<b>AMV Jayaraman</b>
202	<b>N.R. Venugopal</b>
203	<b>M.Sivapriya</b>
204	<b>R.Daniel</b>
205	<b>M.Sridharan</b>
206	<b>P.R.Rajendran</b>
207	<b>VRS Roadlines</b>
208	<b>S.Mugunthan</b>
209	<b>R.Kandasamy</b>
210	<b>S.K.transports</b>
211	<b>PSK Motor Service</b>
212	<b>D.Yuvaraj</b>
213	<b>Kannanal Bus Service</b>
214	<b>K.Mani</b>
215	<b>Krishnan</b>
216	<b>Shanmuga Transport Sankagiri</b>
217	<b>Rajalakshmi Bus Service</b>
218	<b>Vijayalakshmi Bus service</b>
219	<b>Sakthi Transport</b>
220	<b>Naganathan Roadways</b>
221	<b>Sankagiri Pallipalayam Bus Transport</b>
222	<b>Shri Murugan Bus Service Sankagiri</b>
223	<b>Vel Murugan Transport</b>
224	<b>Shri Shanmuga Roadways Ankara</b>
225	<b>Krishna Transport</b>
226	<b>JayaKrishna Transport Ankara</b>
227	<b>Giri Murugan Transport</b>
228	<b>Shri Vinayaka Transport</b>

229	Shri Jayakrishna Bus Service
230	S.B.P.T Roadways
231	S.R.V. Transport
232	M.S.T Bus Service
233	Shri Sareswathi Bus Service
234	Shri Venkateswara Transport
235	Shri Andavar Transport
236	T A Kathirvel, Tharamangalam
237	A.Selvam, Thatamangalam
238	K.Muthaiyammal, Tharamangalam
239	R.Radhamani, Tharamangalam
240	V.A.Kalyanasundaram, Tharamangalam
241	T.M.Balasubramaniam, Tharamangalam
242	R.Lakshmi, Chinnappampatty
243	C.Ramachandran, Vellalapatty
244	G.Kumaravel, Tharamangalam
245	Gomathieshwari, Tharamangalam

## 44. TOURISM

### 44.1.PLACES OF TOURIST ATTRACTION

Year 2019-20

S.No.	Name of the Tourist Centre
1.	<b>Mettur Dam</b>
2.	<b>Yercaud</b>
3.	<b>Kurubampatti Zoological Park</b>
4.	<b>Sankagiri Fort</b>
5.	<b>Theeran Chinnamalai Memorial Place</b>

*Source: Department of Tourism, Salem.*

### 44.2.LSIT OF PLACES OF WORSHIP

Sl.No	PLACES OF WORSHIP
1.	<b>A/M. Kottaimariamman Temples, Salem</b>
2.	<b>A/M. Kailasanathar Temple, Tharamangalam</b>
3.	<b>A/M. Sugavaneswarar Temple, Salem</b>
4.	<b>A/M. Pathrakaliyamman Temple, Mechery</b>
5.	<b>A/M. Uthumalai Murugan Temple, Salem.</b>
6.	<b>A/M.Kandhasarmam kovil, Udayapatti</b>
7.	<b>Elampillai Sidhar Temple</b>
8.	<b>Ramanujur Temple, Erumapalayam, Salem</b>
9.	<b>1008 Sivalingam Temple, Ariyanur</b>
10.	<b>A/M Alagirinatha Swamy Temple, Kottai, Salem</b>
11.	<b>Sri Lakshmi Narasimar Temple, Nangavalli</b>
12.	<b>Thanthondrieswarar Temple, Belur, Valapady</b>
13.	<b>Gothanda Swamy Temple, Ayothiyapattinam</b>
14.	<b>Ashta Bairavar Temple, Aragalur</b>
15.	<b>Bala Murugan Temple - Vada Chennimalai</b>
16.	<b>Buddha Mandabam - Thiyaganur</b>

*Source: Department of Tourism, Salem.*



#### 44.4 TRAVEL AGENTS

Year: 2019-20

Sl.No.	List of Travel Agents
1	2
1	K.P.N
2	L.R.N
3	PALANI ANDAVAR
4	LINGAM
5	NEELA
6	KALAI
7	N.S
8	T.M.S
9	MSS

*Source: Concerned Office*



## 45.VITAL STATISTICS

### 45.1 BIRTHS AND DEATHS REGISTERED

Year: 2019-20

Sl. No.	Item	Live Births Registered	Deaths Registered
1	2	3	4
1	Salem (Rural & Urban)	49829	30159

*Source: D. D. Health, Corpn. & DD Health Services and Family Welfare, Salem*

### 45.2 BIRTH, DEATH AND INFANT MORTALITY RATES

Year: 2019-20

Birth (combined)	Death (combined)	Infant Mortality (Combined)
1	2	3
12.6	3.5	9.5

*Source: DD Health Services and Family Welfare, Salem*

### 45.3. DEATH BY CAUSES

Year: 2019-20

S.No	Name of the Causes For Death	Number of the deaths
1	Cardiac arrest	2460
2	Acute myocardial infarction	1361
3	Senility	393
4	Insulin-dependent diabetes mellitus	326
5	Heart failure	284
6	Superficial injury of head	282
7	Pulmonary oedema	279
8	Hypertensive heart disease	266
9	Cardiomyopathy	173
10	Secondary hypertension	171
11	Other pulmonary heart diseases	138
12	Birth asphyxia	122
13	Chronic renal failure	103
14	Cystic kidney disease	95
15	Puerperal sepsis	91
16	Acute renal failure	86
17	Intracerebral haemorrhage	85
18	Stroke, not specified as haemorrhage or infarction	79
19	Others	7572
	<b>Total</b>	<b>14366</b>

*Source: Dean, Govt Mohan Kumaramangalam Medical College Hospital, Salem and M.Os, Municipalities and Joint Director of Medical and rural Health services and Family Welfare, Salem*

## 46 VOLUNTARY SERVICES

### 46.1 LIST OF VOLUNTARY SERVICES AVAILABLE IN THE DISTRICT FOR THE DEVELOPMENT OF RURAL AND URBAN POPULATION

Year : 2019-20

S.No	LIST OF VOLUNTARY SERVICES
1	President / Secretary, Subramania Nagar, Mather Sangam, Iind Gate, Salem. Phone 77249.
2	D.Vedamanickam, Good Shepherd Community Development Project, 9, Adakkala Nagar, Hasthampatti, Salem.
3	District Adult Education Officer, District Library Building, Cherry Road, Salem.7.
4	Ramanikanth, Deputy Secretary, Indian Red Cross Society, 47 Rajaji Road, Salem.7. Phone: 622 266.
5	Director, Holy Cross Rural Development Project, Salem.14.
6	Mr.S.Ramalingam, President, Citizen Welfare Association, Advaita Ashragaram Road, Fairlands, Salem.16.
7	Murugesan, Director, S.C.D.P., 88,Seerangapalayam Road, Kumarasampatty Street, .D.P., 88,Seeramapalayam Road, Salem.7.
8	Tmt.Ramalakshmi Ravichandran, 13.K.Gandhi Road, Salem-7
9	Mr.C.Chidambaram, 25.Mettu Street, Agragaram Lane, Salem-1
10	Lalitha Kumaramangalam, 3\44 VANCHINATHA IYER STREET LANE, Swarnapuri, Salem.4.
11	Mr.Renganathan, Director, Development Project, Danieshpel, Salem District.
12	Mr.A.AnthonySamy, Director, Venmalar Community Development, J.J.J. Nivas, Convent Road, Fairlands, Salem.16.
13	Saco Trust, Central Theatre Buildings, Opp.to General Hospital, Salem.1.
14	Faster A.Joesph, Jesus Meeroy Home, R.C.Chetty patty, Omalur TK., 636 455. Phone: 2231.
15	B.D.Daniel David, Director, MESA" 46 BI Vellandi Valasu, Edapadi 637 105. Salem District.
16	Hill Tribes Association for Development, 20, Bazeer Street, Puludhi Kuttai, Belur (Via) 636 104. Salem District
17	Manamahil Mahalir Mandram, Niluvakkal Pudur, urubaru Post, Mettur Taluk, Veerakkal Pudur, Kurubaru Post, Mettur Taluk, Salem District.
18	Mallikuttai Namagal Mahalir Mandram, Mallikuttai Post, Tholasampatti, Salem District.
19	Muthukuttiyur Gandhimathi Mahalir Mandram, Mallikuttai Post, Elampillai, Magudanchavadi Block, Salem District.
20	Manimagalai Madhar Sangam, Kannankurichi Post, Salem Block & District.
21	Kalaivani Mahalir Mandram, Servampatti, Salem.
22	Sri Sarada College Education Trust, Fairlands, Salem.16.
23	Sarada College for Women, Alagapuram, Salem.7.
24	Social Service Guild, Yercaud, Salem District.
25	Anbu Illam, Lady Seat Road, Yercaud Pin:636 601.

26	Sarada Mahalir Mandram, Thevoor Post, Sankari Block, Salem District.
27	Vijayalakshmi Mahalir Mandram, Kaveripuram Mettu Post, Kolathur Block, Salem District.
28	Vullayachettipatti Lakshmi Mahalir Mandram, Elampillai, 170.Donalds Choultry Block, Salem District.
29	Veerapandi Mahalir Mandram, Veerapandi Post & Block, Salem District.
30	Vellai Raja Mahalir Mandram, Vedikkaeanur, Mettur TK., Salem District.
31	C.S.I.Balusamy Illam, Hasthampatty, Salem.7.
32	Y.M.C.A. Gandhi Road, Hasthampatty, Salem.7.
33	Mr.Dass.Programme Co- Ordinator, Pols Puthur, Puthur (P.O), Salem TK., Salem.10.
34	Thirumathi.Sulochana, Joseph Chellamuthu Trust, Cherry Road, Salem.7.
35	St.Judes Handicapped Children School, Tharamangalam, Salem District.
36	Mr.C.Babu, Project Co-Ordinator, Women Self Employment Scheme, The Communikty Service Guild, 6C Adaikala Nagar, Hasthampatty, Salem.7.
37	Mr.S.Thanikachalam, Project Officer, Aware, 11/105 Pudasamballi, Mettur Dam 635 403.
38	Mr. Raphel Augustian, Executive Director, Yercaud Rural Development Soceity, Koilmedu, Director, Yercaud Rural Development Society, Koil Medu, Yercaud.
39	Mr.Balakrishnan, Secretary, Peoples Movement for Development, Venkateswara Compound, Tharamangalam, Salem District.
40	Mr. V. Venkaataraman, Field Consultant Officer, Siddha Extension Wing, Krishnamoorthy Institutional Agricultural Foundation, R.Number8, Devaprakash Lodge, 24-D, Sivasamy Road, Salem.1.
41	Mr.Renganathan, Director, Village Reconstration Development Project, Danishpet, Salem District.
42	Mr.A.Dass, Director, (POLE) Peoples Organization for Liberation And Education, Periyar Nagar, Puthur, Salem 636 010.
43	Mr. Sokkar Areige Trust, 1.Kavandampatty, Idappadi 637 101, Salem District.
44	Mr.Z.E.Justin Project Secretary, Holy Cross Rural Development, K.N.Colony, Salem.14.
45	Mr.Natarajan, Secretary, District Envitoment Society, Plant Manager, Abilox Adhasiwes Ltd., Yercaud.
46	Mr.Murugamanickam, Yound India Association, Yethapur, Salem Distirct.
47	Mr. Santhosh, Deputy Director, Shervaroya Hills Tribal Community Development Project, Ondikadai Post, Yercaud 636 602, Salem District.
48	Mr. A. AnthonySamy, Director, Venmalar Community Development Project, J.J.J.Nivas, Convent Road, Fairlands, Salem.16.
49	Mr.N.P.Dass, Society for Rural Development Project, Powerkadu Post, Sankarai Kalli Hills, Salem District.
50	Mr. Perumal, President, Social Service Mission, Thukkiampalayam Post, Valapady, Salem 636 115.
51	Mr.Sooriya Kanthan, Secretary, MIRA Development, Selevadi Post, Tharamangalam (Via), Salem District

52	Mr.Vedhamanickam, Director, Good Shepherd Community Development Post, Service Mission, Number9.Adaikala Nagar, Hasthampatty, Salem.7.
53	Seco Trust, Central Theatre Buildings, Opp.to General Hospital, Salem.1.
54	Dr.Murugan, Ruby Clinic, Valapadi, Salem District.
55	Mr.Karunanidhi, CARD, Sathiya Nagar, Kaveripuram (P.O), Kolathur (Via), Mettur.Tk. Salem District.
56	Mr.Joseph, Secretary, Christian Social Service Mission, 51/Z1,Court Road,Gandhi Nagar, Maravaneri Post,Salem.7.
57	Mrs.Ruby Thiyagarajan, Secretary, YWCA Cherry Road, Salem.7.Phone:63197.
58	Mr.Karunakaran SYARD, Kurinchi Nagar, Semmandapatti Post, Omalur Taluk, Salem District.
59	Mr.Jesudass Thiyagarajan, Compassion Social Service Mission, 55 Sankar Nagar, Salem.7.
60	Paster A.Joseph, Jesus Mercy Home, R.C.Chetty Patty, Omalur T.K. 636 455.
61	Sr.Melani,Fatima Convent,Pension Line,Gugai.Salem.6.
62	The Director, Salem Social Service Society, Convent Road, Alagapuram, Salem.
63	R.Elanthiriyam,Director,ARTT,Thirumalai Post,Omalur TK.,Salem.Dt.,
64	K.Ramkumar, Director.Integrated Village Development Centre, 7C Mariamman Koil Street, Periya Kollappatti, Kannankuruchi, Salem.8.
65	N.Kalaiselvi Paralegal Work Society for Community Development Trust, Legal Aid Centre, 77, Omalur Main Road, Salem.1.
66	Mahalir Vidhavigal (MATTRUM), Adhravattor Nalavalu Sangam, Number7.Attur Bustan Municipal Building, Attur Post, Salem District-636 102.
67	B.D.Daniel David,Director,'NESA' 46 bbi Vellandi Valasu,Edapad 637 105. Salem District.
68	Mr.Baskar,Managing Trusatee,SEED Trust,Mariamman Koil Street, Kavery Nagar,Salem 636 005
69	G.S.Pandiyam, 334, Housing Unit, Salem.8.
70	Dr.C.Palanivel, Society for Ecological Development, Belur, Attur Tk., Salem District.
71	Tmt.G.Kamaliniraj,President,Sowrastra Mather Sangam, 85 ManickampillaI Street, Shevapet,Salem.2.
72	President/Secretary, D.Vedamanickam, Good Shepherd Community Development Project, 9.Adakala Nagar, Hasthampatti, Salem.7.
73	Youth Co-Ordinator, Nehru Yuvekendra, Central Theatre Buildings, Salem.1, Phone: 265180.
74	District Adult Education Officer,District Library Buildings, Cherry Road,Salem.7
75	Thiru.Ganasivam,Secretary,District Rural Social Welfare Sangam, Near Old ATC Shed, Sankari Post.
76	Ramanikanth,Deputy Secretary,Indian Red Cross Society, 47 Rajaji Road, Salem.7.Phone:62266
77	Mr.S.Ramalingam, President, Citizen Welfare Association, 255 Advitha Asirama Road, Fairlands, Salem.16.
78	Mr.Gnanasekaran,Project Co--Ordinator,Jesus Mercy Home Association, R.C.Chetty Patty,Omalur Tk., Salem District
79	Murugesan,Director,S.C.D.P.,88 Seerangapalayam Road,Salem.7.
80	Tmt.Priyamanohar, Salem Ladies Circle, 255 Advaita Agraharam Road, Salem.16.

81	<b>Tmt.Geetha, President, Kasthuriba Mathar Sangam, Old Suramangalam, Salem.5.</b>
82	<b>Thiyagarajan, Secretary, Compassion Social Service, 55 Sankar Nagar, Salem.7.</b>
83	<b>R.Vasantha, M.A., Director, All India Radio, 28 Mettu Street, Salem.1.</b>
84	<b>Tmt.Ramalakshmi Ravichandran, 13 K.Gandhi Road, Salem.7.</b>
85	<b>G.Chidabaran, 25 Mettu Street, Agragaram Lane, Salem.1.</b>
86	<b>Lalitha Kumaramangalam, 3/44 Vanchinatha Iyer Street, Swarnapuri, Salem.4.</b>
87	<b>St.Louis Convent, Thumbal Post, Attur Tk., Salem District.</b>
88	<b>Suriya Gandhi Mahalir Mandram,Chettipatti,Kaveripuram Post,Salem District</b>
89	<b>Sri Sarada College Educational Trust, Fairlands, Salem District.</b>
90	<b>Sarada Devi Mahalir Mandram, Odskkutoor,Poolampatti Post,Sankari Taluk, Salem District.</b>
91	<b>Social Service Guild, Yercaud, Salem District.</b>
92	<b>Tharakadu Mahalir Mandram, Tharkadu Village &amp; Post, Mettur Taluk, Salem District.</b>
93	<b>Valasaiyur Manimegalai Madhar Sangam, Valasaiyur Post, Salem District.</b>
94	<b>Vellai Raja Mahalir Mandram,Vedikkaeanur,Mettur Taluk,Salem District.</b>

## 47. WATER WORK AND SUPPLY

### 47.1.NUMBER OF SCHEMES OPERATED IN THE DISTRICT

Year: 2019-20

Sl.No	Name of the Schemes	Number of the Programmes in the Schemes	Remarks
1	CWSS to 698 habitations in Nangvalli and Mecheri Union in Salem District	1	Under Contractor Maintenance 01.01.2019
2	CWSS to Attur , Narasingapuram Municipalities, 20 Town Panchayats and 1345 rural Habitations in 12 Unions of Salem District	1	
3	CWSS to 136 Fluoride Affected Habitations and 604 way side habitations in Kadayampatty and 3 other Unions in Salem District.	1	
4	CWSS to Kaveripuram and 141 other rural habitations in Kolathur Union of Salem District	1	
5	CWSS to Kolathur Town Panchayat in Salem District	1	
6	CWSS to P.N.Patty and Veerakkalpudur Town Panchayats in Salem District	1	
7	CWSS to Vellalapatty and other habitations in Omalur Union of Salem District	1	

*Source: E.E, T.W.A.D.(Maintenance Division), Salem. And E.E, TWAD (RWS) Division, Salem and Commissioner Mettur Municipality*

### 47.1.NUMBER OF WORKERS ENGAGED IN THE WATER WORKS AND SUPPLY

Year: 2019-20

Sl.No	Name of the Schemes	Number of the Workers Engaged in the Water works and supply	Remarks
1	CWSS to 698 habitations in Nangvalli and Mecheri Union in Salem District	Nil	Under Contractor Maintenance 01.01.2019
2	CWSS to Attur , Narasingapuram Municipalities, 20 Town Panchayats and 1345 rural Habitations in 12 Unions of Salem District	367	
3	CWSS to 136 Fluoride Affected Habitations and 604 way side habitations in Kadayampatty and 3 other Unions in Salem District.	170	
4	CWSS to Kaveripuram and 141 other rural habitations in Kolathur Union of Salem District	34	
5	CWSS to Kolathur Town Panchayat in Salem District	9	
6	CWSS to P.N.Patty and Veerakkalpudur Town Panchayats in Salem District	22	
7	CWSS to Vellalapatty and other habitations in Omalur Union of Salem District	5	

*Source: E.E, T.W.A.D. (Maintenance Division), Salem.*



**47.3.NUMBER OF HOUSE CONNECTIONS, FOUNTAINS**

Year: 2019-20

Sl. No	Name of the Blocks / Municipalities	Number of House Water connections
1	2	3
1	Salem (incl. Corporation)	117559
2	Veerapandy	3514
3	Panamarathupatty	9210
4	Ayothiyapattinam	3254
5	Valapady	5852
6	Yercaud	941
7	Attur( incl. Municipality)	13648
8	Pethanaickenpalayam	13935
9	Gangavalli	2453
10	Thalaivasal	3150
11	Omalur	9747
12	Kadayampatty	865
13	Tharamangalam	3680
14	Mecheri	2447
15	Nangavalli	17677
16	Kolathur (incl. Municipality)	10835
17	Sankari	3923
18	Magudanchavadi	694
19	Idapady( incl. Municipality)	8957
20	Konganapuram	1026
<b>Total</b>		<b>233370</b>

*Source: AD Panchayat, AD Town Panchayat & Corporation & Municipal Commissioners, Salem District*

# CES/PMFBY CROP CUTTING EXPERIMENT INSPECTION







## TOURIST PLACES OF ATTRACTION IN SALEM DISTRICT

### 1. Yercuad:

Yercuad was discovered by Mr.M.D.Cockburn who was the collector of Salem. Cockburn was visited Yercuad in 1820 A.D. and put a small hut which is now known as Grange Estate. The first road was opened from Salem to Yercuad for motor Vehicles in 1903. After completion of the Mettur Dam on the Cauvery river in 1929, the electricity came to Yercuad in 1930 and the electricity supply extended to Tribal villages after 1970.

During 1820 to 1829, Mr.M.D.Cockburn, first introduced coffee from Arabia and apples and other fruits from South Africa in Yercuad. From Yercuad, coffee spread to all over the Nilgris. Coffee grows well on slopes at altitudes between 900 metres (3,000 feet) and 1,500 metres (5,000 feet). The mild temperature between 13C (56 F) and 29 C (84F), moderate rainfall between 1,270 mm (50") and 1,524 mm (60") distributed evenly between the Southwest and Northeast Monsoons and the high elevation on the Shevaroy hills combine to provide ideal climatic conditions for the production of high grade Coffee.

In Yercuad, there are number of places are attracted the tourist, namely, Yercuad lake, Anna Park, Government Orchidarium (Botanical Survey of India), The loop road, Shervarayan Temple, Lady's/Gent's/Children's Seat, Pagoda Point, Killiyur Falls, The Retreat, Arthur Seat, Sri Raja Rajeswari Temple, Bears Cave, The Grange, Kottachedu Teak Forest, Tipperary View point.

One of the famous Education Institutions which is located at Yercuad, called "The Monfort School". This is a Angalo Indian Higher Secondary School which was founded in 1917. It vast campuses with attractive buildings, spacious play grounds, well planned and beautiful gardens and swimming pool which are the envy of all the schools in the south. Another educational institution named, "Sacred Heart Convent" which was founded in 1894. This institution was initially given the lessons in English, French, Music, Painting, Singing and Embroidery.



## **2. Mettur Dam:**

Mettur is an industrial and tourism town of Salem District. It is best known for the Mettur Dam which is the largest dam in South India. As per the historical records the construction of the dam took 9 years to complete. It is known for its huge dam, power generation, chemical manufacturing and aluminum production. Most of the requirements for irrigation in TamilNadu is provided by Mettur Dam and it is also one of the primary power sources of electricity of Tamilnadu. The Mettur Thermal Power Station acts as a base load power plant for the Tamilnadu Electricity Board (TNEB). There is number of places to visit such as, Snake Park, Deer Park and views of the Dam.

Nerinjipettai is about 4 Km from Mettur at the foot hills of Palamalai. These hills almost reach out to the river with just the State Highway from Mettur to Erode between the river and the hills. There is a boat transportation to Poolampatti, a place which is known for Shooting films.

Pannavadi Thurai Parisal which is located in Kolathur. There is a boat transporation in between Kolathur and Nerupur of Dharmapuri District and also for kottaiyur.

In Mettur, when the water level decreases, it is possible to see an Old Nandhi Statue, an Old Church, and a palace of Tippu Sultan which has sunk beneath the water. Stanley Reservoir is constructed across the Kavery River in Tamilnadu. Mettur is also called the "Aluminum city of TamilNadu"

The Mettur Dam provides irrigation facilities for 2,71,000 acres of agricultural land. The dam gives a picturesque view of the hilly area around it. There is also a hydroelectric power plant in its vicinity. This power station produces 240 MW of electricity. There is also a variety of fishes in the reservoir.



### 3.Kurumpatti Zoological Park:

The Kurumpatti Zoological Park is a mini Zoo, situated in the foot hills of the Shervaroyan Hills. It is extended upto 31.73 Ha. The Zoo houses many species of wildlife, with monkeys as the major attraction, and the vicinity of reserve forest, permitting visitors the opportunity to experiences the flora and fauna there. The park has a gentle topography, areas of bamboo and woodland and semi perennial streams.

The park features spotted deer, sambar deer, white peacock, bonnet macaque, grey pelican, little egret, grey heron, turtle, march crocodile, star tortoise, plum headed parakeet, rose ringed parakeet, a 58 year old elephant andal, yellow footed pigeon, blackbucks and Biscon. Four Alexandrine parakeets, 20 rose ringed parakeets and etc., In 2019, a butterfly garden was opened and 3D artworks of animals such as tigers and butterflies were created along the pathways inside of the Zoo.



#### **4. Sangkiri Fort:**

Sangakiri Fort is a historical fort maintained by the Archaeological Survey of India. It was built in the 15<sup>th</sup> century by the Vijayanagar Empire. Sangakiri pronounced as Sanku-giri in Tamil. Sangu means Conch and Giri means hill. It straddles a hill and is protected by several fort walls. It has 14 fort walls built on and around a hill and the last phase these walls were built by the British East India Company. In ancient time, Sangakiri fort was an important military base for Tipu Sultan, this is because only one side of the hill is climbable, as all the others are too steep to climb.



#### **5. Kothandarama Temple, Aythiapattinam:**

This temple was built in 17<sup>th</sup> Century AD. This temple is noted for its immortal paintings on the ceilings speaking volumes of the spiritual glory. In olden days, sun rays were setting on the Anjaneyar shrine through the holes of the doors on the poornima of Chithirai (April-May). This temple is also a house of ancient architectural and paintings art of the country. There are pillars in the temple of high architectural beauty producing melodious musical sounds when tapped. In a sculpture of a single stone, it is lion at the top and an elephant at the bottom.





## **6. Sri Kailasanathar Temple**

It is an ancient temple of India that is there for about 500-1000 years now. Sri Kailasanathar Temple is dedicated to Lord Shiva and Goddess Parvathi. The door facing towards the west direction is made up of Vengai woods and the temple has a stone wall that is quite huge with a measurement of 306' by 164' and was constructed in the 13<sup>th</sup> Century. The entrance is about 90ft tall with 5 storeys and looks like a chariot that is driven by elephants and horses. The miracle that happens that the Sun light falls on the Horns of Nandhi on the 9<sup>th</sup>, 10<sup>th</sup> and Tith of Masi month of the Tamil Calendar and the light reflects like a crescent on the idol of Lord Shiva.



## **Jama Masjid:**

It is one of the oldest mosque in Tamilnadu. It was built around 300 hundred years ago and established by Tipu Sultan. This picturesque mosque is a real treat to the history buffs as it has a rich historical background.



## **Killiyur Falls**

Killiyur falls is situated in the hill station Yercuad. It is in the Shervorayan Hills. The Shervarayan hills are the huge mountains approximately 1650 m high in the Eastern Ghats of TamilNadu. Water from the yercuad lake and shervarayan hills is the main source of water for the falls.



## Details of Dams and Reservoirs in Salem District

### 1. Mettur Dam (Stanley Reservoir)

1	Length of Dam	5300 ft
2	Length of Drainage Gallery	4400 ft
3	Greatest Height of Dam	214 ft
4	Maximum Width of Dam	171ft
5	Width of Dam at Top	20.5 ft
6	Top Level of Dam	+801.000 ft
7	Maximum Water Level	+796.000 ft
8	Full Reservoir Level	+790.000 ft
9	Sill Level of Dam	+670.000 ft
10	Catchment Area	16300 Sq,Miles
11	Water Spread Area	59.25 Sq,Miles
12	Capacity of Reservoir (Gross)	95600 MCFT
13	Capacity of Reservoir (Effective)	93470 MCFT
14	Dead Storage	2190 MCFT
15	Maximum Flood Occurred (1924)	456000 Cusecs
16	Maximum Designed, Discharge	557000 Cusecs
17	Low Level Sluices (Sizes) -5Nos	+670.000 ft
18	High Level Sluices (Sizes)-6 Nos	+720.000 ft
19	Ellis Surplus Sluices -16 Nos	+770.000 ft



## 2. Anaimadu Dam:

1	Type of Spill Way	06EE
2	Number of Vent q	3 Nos
3	Size of Vent	10.50 M x 6.10 M
4	Length of Spill Way	37.00 M
5	Designed Head	6.10 M
6	Top Bund Level	+419.000 M
7	Full Reservoir Level	+416.000 M
8	Total Ayacut	5011.70 Acres
9	Maximum Flood Discharge	32175 c/s
10	Crest of Spill Way	+410.400
11	Capacity at FRL	267 M.cft
12	Dead Storage	4.59 M.cft
13	Maximum Height of Dam	27.94 M
14	Length of Earth Dam	670.00 M
15	Width at top of bund	3.65 M
16	Height of Live Storage	20.50 M



### 3. Kariyakoil Dam:

1	Height of the Dam	59.05 ft
2	Capacity of the Dam	146.72 MCFT
3	Level of the Dam	46.25 ft
4	Inflow of the Dam	50 c/s
5	Outflow of the Dam	45 c/s
6	Canals	Nil
7	Source of the Dam	Irrigation



## Train Schedule

Train#	Train name	Type	Zone	Arr.	Dep.	Halt	PF	Departure Days						
								S	M	T	W	T	F	S
22643	Ernakulam - Patna SF Expr...	SF	SR	0:02	0:05	3m	2	S	M	T	W	T	F	S
12515	Thiruvananthapuram Centra...	SF	NFR	0:02	0:05	3m	5	S	M	T	W	T	F	S
2643	Ernakulam - Patna Covid - ...	Spec	SR	0:02	0:05	3m	-	S	M	T	W	T	F	S
12623	Chennai - Thiruvananthapu...	SF	SR	0:12	0:15	3m	1	S	M	T	W	T	F	S
2623	MGR Chennai Central - Thi...	Spec	SR	0:12	0:15	3m	-	S	M	T	W	T	F	S
12602	Mangaluru Central - MGR C...	SF	SR	0:17	0:20	3m	2	S	M	T	W	T	F	S
2602	Mangaluru Central - MGR C...	Spec	SR	0:17	0:20	3m	-	S	M	T	W	T	F	S
6526	KSR Bengaluru - Kanniyaku...	Spec	SWR	0:22	0:25	3m	-	S	M	T	W	T	F	S
16526	Island Express	Exp	SWR	0:27	0:30	3m	-	S	M	T	W	T	F	S
6231	Mayiladuthurai - Mysuru F...	Spec	SWR	0:32	0:33	1m	-	S	M	T	W	T	F	S
16231	Mayiladuthurai - Mysuru T...	Exp	SWR	0:32	0:35	3m	4	S	M	T	W	T	F	S
16527	Yesvantpur - Kannur Expre...	Exp	SWR	0:32	0:35	3m	3	S	M	T	W	T	F	S
22640	Alappuzha - MGR Chennai C...	SF	SR	0:42	0:45	3m	2	S	M	T	W	T	F	S
12601	MGR Chennai Central - Man...	SF	SR	0:57	1:00	3m	2	S	M	T	W	T	F	S
12674	Cheran SF Express	SF	SR	0:57	1:00	3m	-	S	M	T	W	T	F	S
2674	Cheran Covid - 19 Special...	Spec	SR	0:57	1:00	3m	-	S	M	T	W	T	F	S
2601	MGR Chennai Central - Man...	Spec	SR	0:57	1:00	3m	-	S	M	T	W	T	F	S
12257	Yesvantpur-Kochuveli Gari...	GR	SWR	1:10	1:12	2m	1	S	M	T	W	T	F	S
16235	Tuticorin - Mysuru Expres...	Exp	SWR	1:12	1:15	3m	5	S	M	T	W	T	F	S
6235	Tuticorin - Mysuru Festiv...	Spec	SWR	1:12	1:15	3m	-	S	M	T	W	T	F	S
16573	Yesvantpur-Puducherry Wee...	Exp	SWR	1:15	1:20	5m	-	S	M	T	W	T	F	S
16525	Island Express	Exp	SWR	1:22	1:25	3m	-	S	M	T	W	T	F	S
12671	Nilgiri (Blue Mountain) S...	SF	SR	1:27	1:30	3m	1	S	M	T	W	T	F	S
6525	Kanniyakumari - KSR Benga...	Spec	SWR	1:27	1:30	3m	-	S	M	T	W	T	F	S
2671	Nilgiri (Blue Mountain) C...	Spec	SR	1:37	1:40	3m	-	S	M	T	W	T	F	S
6538	Kannur - Yesvantpur Festi...	Spec	SWR	1:37	1:40	3m	-	S	M	T	W	T	F	S
22639	MGR Chennai Central - Ala...	SF	SR	1:38	1:40	2m	2	S	M	T	W	T	F	S
12643	Thiruvananthapuram Centra...	SF	SR	1:52	1:55	3m	-	S	M	T	W	T	F	S
12645	Millennium SF Express...	SF	SR	1:52	1:55	3m	4	S	M	T	W	T	F	S
12682	Coimbatore - MGR Chennai ...	SF	SR	1:52	1:55	3m	-	S	M	T	W	T	F	S
16614	Coimbatore - Rajkot Expre...	Exp	SR	1:52	1:55	3m	5	S	M	T	W	T	F	S
16236	Mysuru-Tuticorin Express...	Exp	SWR	1:57	2:00	3m	-	S	M	T	W	T	F	S
16528	Kannur - Yesvantpur Expre...	Exp	SWR	2:02	2:05	3m	5	S	M	T	W	T	F	S
6236	Mysuru - Tuticorin Festiv...	Spec	SWR	2:02	2:05	3m	-	S	M	T	W	T	F	S
12626	Kerala SF Express	SF	SR	2:07	2:10	3m	1	S	M	T	W	T	F	S
2626	Kerala Express Covid - 19...	Spec	SR	2:07	2:10	3m	-	S	M	T	W	T	F	S
12624	Thiruvananthapuram - Chen...	SF	SR	2:12	2:15	3m	4	S	M	T	W	T	F	S
2624	Thiruvananthapuram Centra...	Spec	SR	2:12	2:15	3m	-	S	M	T	W	T	F	S
6020	Madurai - MGR Chennai Cen...	Spec	SR	2:15	2:20	5m	-	S	M	T	W	T	F	S
16574	Puducherry - Yesvantpur W...	Exp	SWR	2:20	2:25	5m	-	S	M	T	W	T	F	S
20602	Madurai - MGR Chennai Cen...	ACSF	SR	2:25	2:30	5m	3	S	M	T	W	T	F	S
22651	MGR Chennai Central - Pal...	SF	SR	2:35	2:40	5m	-	S	M	T	W	T	F	S
2651	MGR Chennai Central - Pal...	Spec	SR	2:35	2:40	5m	-	S	M	T	W	T	F	S

Train#	Train name	Type	Zone	Arr.	Dep.	Halt	PF	Departure Days						
12686	Mangaluru Central - MGR C...	SF	SR	2:37	2:40	3m	-	S	M	T	W	T	F	S
2686	Mangaluru Central - MGR C...	Spec	SR	2:37	2:40	3m	-	S	M	T	W	T	F	S
12673	Cheran SF Express	SF	SR	2:47	2:50	3m	-	S	M	T	W	T	F	S
2673	Cheran Covid - 19 Special...	Spec	SR	2:47	2:50	3m	-	S	M	T	W	T	F	S
22837	Dharti Aaba Weekly AC SF ...	ACSF	SER	2:52	2:55	3m	-	S	M	T	W	T	F	S
20601	MGR Chennai Central - Mad...	ACSF	SR	2:55	3:00	5m	3	S	M	T	W	T	F	S
6019	MGR Chennai Central - Mad...	Spec	SR	3:00	3:05	5m	-	S	M	T	W	T	F	S
11021	Dadar - Tirunelveli Chalu...	Exp	CR	3:07	3:10	3m	-	S	M	T	W	T	F	S
18567	Visakhapatnam - Kollam We...	Exp	ECOR	3:10	3:13	3m	-	S	M	T	W	T	F	S
12681	MGR Chennai Central - Coi...	SF	SR	3:17	3:20	3m	1	S	M	T	W	T	F	S
16316	Kochuveli - KSR Bengaluru...	Exp	SR	3:32	3:35	3m	-	S	M	T	W	T	F	S
6316	Kochuveli - Mysuru Festiv...	Spec	SR	3:32	3:35	3m	-	S	M	T	W	T	F	S
1013	Mumbai LTT - Coimbatore C...	Spec	CR	3:37	3:40	3m	-	S	M	T	W	T	F	S
11013	Mumbai LTT - Coimbatore (...)	Exp	CR	3:37	3:40	3m	1	S	M	T	W	T	F	S
22641	Thiruvananthapuram Centra...	SF	SR	3:47	3:50	3m	5	S	M	T	W	T	F	S
17236	Nagercoil - KSR Bengaluru...	Exp	SCR	3:50	3:55	5m	4	S	M	T	W	T	F	S
17315	Vasco-Da-Gama - Velankann...	Exp	SWR	3:50	3:55	5m	-	S	M	T	W	T	F	S
16856	Mangaluru - Puducherry We...	Exp	SR	3:50	4:00	10m	-	S	M	T	W	T	F	S
12659	Nagercoil - Shalimar Guru...	SF	SR	3:52	3:55	3m	5	S	M	T	W	T	F	S
2521	Barauni - Ernakulam Rapti...	Spec	ECR	3:52	3:55	3m	-	S	M	T	W	T	F	S
2511	Gorakhpur - Thiruvanantha...	Spec	NER	3:52	3:55	3m	-	S	M	T	W	T	F	S
2659	Gurudev SF Covid - 19 Spe...	Spec	SR	3:52	3:55	3m	-	S	M	T	W	T	F	S
2645	Ahilya Nagari SF Festival...	Spec	SR	3:52	3:55	3m	-	S	M	T	W	T	F	S
12687	Madurai - Dehradun SF Exp...	SF	SR	4:02	4:05	3m	5	S	M	T	W	T	F	S
16787	Tirunelveli - Shri Mata V...	Exp	SR	4:02	4:05	3m	3	S	M	T	W	T	F	S
12687-Slip	Madurai - Chandigarh SF E...	SF	SR	4:02	4:05	3m	5	S	M	T	W	T	F	S
16687	Navyug Express	Exp	SR	4:02	4:05	3m	5	S	M	T	W	T	F	S
12507	Aronai Superfast Express...	SF	NFR	4:12	4:15	3m	5	S	M	T	W	T	F	S
12258	Kochuveli - Yesvantpur Ga...	GR	SWR	4:12	4:15	3m	5	S	M	T	W	T	F	S
2507	Aronai Express Covid - 19...	Spec	NFR	4:12	4:15	3m	-	S	M	T	W	T	F	S
16317	Himsagar Express	Exp	SR	4:22	4:25	3m	4	S	M	T	W	T	F	S
12696	Thiruvananthapuram Centra...	SF	SR	4:37	4:40	3m	3	S	M	T	W	T	F	S
22649	Yercaud SF Express	SF	SR	4:37	4:40	3m	2	S	M	T	W	T	F	S
2696	Thiruvananthapuram Centra...	Spec	SR	4:37	4:40	3m	-	S	M	T	W	T	F	S
22645	Ahilya Nagari SF Express...	SF	SR	4:40	4:45	5m	-	S	M	T	W	T	F	S
12511	Gorakhpur - Thiruvanantha...	SF	NER	4:43	4:45	2m	-	S	M	T	W	T	F	S
12521	Barauni - Ernakulam Rapti...	SF	ECR	4:43	4:45	2m	-	S	M	T	W	T	F	S
22647	Korba - Thiruvananthapura...	SF	SR	4:43	4:45	2m	-	S	M	T	W	T	F	S
7230	Sabari Express Festival S...	Spec	SCR	4:52	4:55	3m	3	S	M	T	W	T	F	S
16565	Yesvantpur - Mangaluru Ce...	Exp	SWR	5:02	5:05	3m	1	S	M	T	W	T	F	S
16319	Kochuveli - Banaswadi Hum...	Hms	SR	5:02	5:05	3m	-	S	M	T	W	T	F	S
22153	Chennai Egmore - Salem SF...	Exp	CR	5:05	-	-	1	S	M	T	W	T	F	S
56241	Salem - Yesvantpur Passen...	Pass	SWR	-	5:20	-	2	S	M	T	W	T	F	S
3351	Dhanbad - Alappuzha Speci...	Spec	ECR	5:22	5:25	3m	-	S	M	T	W	T	F	S
17230	Sabari Express	Exp	SCR	5:37	5:40	3m	3	S	M	T	W	T	F	S

Train#	Train name	Type	Zone	Arr.	Dep.	Halt	PF	Departure Days						
6733	Rameswaram - Okha Festiva...	Spec	SR	6:00	6:05	5m	-	S	M	T	W	T	F	S
12690	Nagercoil - MGR Chennai C...	SF	SR	6:05	6:10	5m	-	S	M	T	W	T	F	S
12648	Kongu Express	SF	SR	6:05	6:10	5m	4	S	M	T	W	T	F	S
16733	Rameswaram-Okha Express...	Exp	SR	6:05	6:20	15m	1	S	M	T	W	T	F	S
2878	Ernakulam - Howrah Festiv...	Spec	SER	6:12	6:15	3m	-	S	M	T	W	T	F	S
16359	Ernakulam - Patna Express...	Exp	SR	6:15	6:20	5m	-	S	M	T	W	T	F	S
19567	Tuticorin - Okha Vivek Ex...	Exp	WR	6:15	6:20	5m	5	S	M	T	W	T	F	S
56100	Erode - Mettur Dam Passen...	Pass	SR	6:20	7:05	45m	-	S	M	T	W	T	F	S
16318	Himsagar Express	Exp	SR	6:32	6:35	3m	-	S	M	T	W	T	F	S
16318-Slip	Himsagar Express Slip...	Exp	SR	6:32	6:35	3m	-	S	M	T	W	T	F	S
76855	Salem - Karur DEMU	DEMU	SR	-	6:40	-	-	S	M	T	W	T	F	S
16566	Mangaluru Central - Yesva...	Exp	SWR	6:42	6:45	3m	5	S	M	T	W	T	F	S
17605	Mangaluru Central - Kache...	Exp	SCR	6:42	6:45	3m	-	S	M	T	W	T	F	S
22208	Thiruvananthapuram Centra...	ACSF	SR	6:47	6:50	3m	-	S	M	T	W	T	F	S
22838	Dharti Aaba Weekly AC SF ...	ACSF	SER	6:57	7:00	3m	-	S	M	T	W	T	F	S
12698	Thiruvananthapuram Centra...	SF	SR	6:57	7:00	3m	-	S	M	T	W	T	F	S
2660	Gurudev SF Covid - 19 Spe...	Spec	SR	7:12	7:15	3m	-	S	M	T	W	T	F	S
22498	Tiruchchirapalli - Srgan...	Hms	NWR	7:15	7:20	5m	-	S	M	T	W	T	F	S
17316	Velankanni - Vasco-Da-Gam...	Exp	SWR	7:17	7:20	3m	5	S	M	T	W	T	F	S
22688	Chandigarh - Madurai SF E...	SF	SR	7:25	7:30	5m	1	S	M	T	W	T	F	S
12688	Dehradun - Madurai SF Exp...	SF	SR	7:25	7:30	5m	-	S	M	T	W	T	F	S
18568	Kollam - Vishakhapatnam W...	Exp	ECOR	7:37	7:40	3m	5	S	M	T	W	T	F	S
56112	Erode - Jolarpettai Passe...	Pass	SR	7:47	7:50	3m	-	S	M	T	W	T	F	S
22497	Shri Ganganagar - Tiruchc...	Hms	NWR	7:50	7:55	5m	-	S	M	T	W	T	F	S
56845	Jolarpettai Erode Passeng...	Pass	SR	8:07	8:10	3m	3	S	M	T	W	T	F	S
22666	Coimbatore - KSR Bengalur...	Uday	SR	8:07	8:10	3m	5	S	M	T	W	T	F	S
2644	Patna - Ernakulam Covid - ...	Spec	SR	8:07	8:10	3m	-	S	M	T	W	T	F	S
13351	Dhanbad - Alappuzha Bokar...	Exp	ECR	8:10	8:15	5m	-	S	M	T	W	T	F	S
18189	Tatanagar - Alappuzha Exp...	Exp	SER	8:12	8:15	3m	-	S	M	T	W	T	F	S
22616	Coimbatore - Tirupati SF ...	SF	SR	8:22	8:25	3m	-	S	M	T	W	T	F	S
12660	Shalimar - Nagercoil Guru...	SF	SR	8:25	8:30	5m	-	S	M	T	W	T	F	S
12680	Coimbatore - MGR Chenna...	SF	SR	8:32	8:35	3m	4	S	M	T	W	T	F	S
2680	Coimbatore - Katpadi SF E...	Spec	SR	8:32	8:35	3m	-	S	M	T	W	T	F	S
22642	Shalimar - Thiruvananthap...	SF	SR	9:02	9:05	3m	-	S	M	T	W	T	F	S
22644	Patna - Ernakulam SF Expr...	SF	SR	9:02	9:05	3m	-	S	M	T	W	T	F	S
76847	Vriddhachalam - Salem DEM...	DEMU	SR	9:05	-	-	3	S	M	T	W	T	F	S
22638	West Coast SF Express...	SF	SR	9:12	9:15	3m	1	S	M	T	W	T	F	S
22852	Mangaluru Central - Santr...	SF	SER	9:27	9:30	3m	5	S	M	T	W	T	F	S
16353	Kacheguda - Nagercoil Wee...	Exp	SR	9:35	9:40	5m	1	S	M	T	W	T	F	S
76850	Salem - Vriddhachalam DEM...	DEMU	SR	-	9:50	-	-	S	M	T	W	T	F	S
12508	Aronai Superfast Express...	SF	NFR	9:50	9:55	5m	1	S	M	T	W	T	F	S
12516	Silchar - Thiruvananthapu...	SF	NFR	9:50	9:55	5m	-	S	M	T	W	T	F	S
2508	Aronai Express Covid - 19...	Spec	NFR	9:50	9:55	5m	-	S	M	T	W	T	F	S
56103	Mettur Dam Salem Passenge...	Pass	SR	9:55	-	-	-	S	M	T	W	T	F	S
12677	KSR Bengaluru - Ernakulam...	SF	SR	10:02	10:05	3m	-	S	M	T	W	T	F	S
76856	Karur - Salem Demu	DEMU	SR	10:45	-	-	-	S	M	T	W	T	F	S



Train#	Train name	Type	Zone	Arr.	Dep.	Halt	PF	Departure Days						
12675	Kovai SF Express	SF	SR	11:07	11:10	3m	1	S	M	T	W	T	F	S
2675	Arakkonam - Coimbatore Co...	Spec	SR	11:07	11:10	3m	-	S	M	T	W	T	F	S
16734	Okha - Rameswaram Express...	Exp	SR	11:10	11:30	20m	-	S	M	T	W	T	F	S
66019	Arakkonam - Salem MEMU...	MEMU	SR	11:15	-	-	3	S	M	T	W	T	F	S
11014	Coimbatore - Mumbai LTT (...)	Exp	CR	11:20	11:25	5m	1	S	M	T	W	T	F	S
1014	Coimbatore - Mumbai LTT C...	Spec	CR	11:20	11:25	5m	-	S	M	T	W	T	F	S
6734	Okha - Rameswaram Festiva...	Spec	SR	11:25	11:30	5m	-	S	M	T	W	T	F	S
12243	MGR Chennai Central - Coi...	Shtb	SR	11:28	11:30	2m	1	S	M	T	W	T	F	S
16688	Navyug Express	Exp	SR	11:40	11:45	5m	1	S	M	T	W	T	F	S
16688-Slip	Navyug Express Slip	Exp	SR	11:40	11:45	5m	-	S	M	T	W	T	F	S
12969	Coimbatore - Jaipur SF Ex...	SF	NWR	11:42	11:45	3m	-	S	M	T	W	T	F	S
2969	Coimbatore - Jaipur SF Fe...	Spec	NWR	11:47	11:50	3m	-	S	M	T	W	T	F	S
15905	Kanniyakumari - Dibrugarh...	Exp	NFR	12:07	12:10	3m	5	S	M	T	W	T	F	S
6069	Bilaspur - Tirunelveli SF...	Spec	SR	12:47	12:50	3m	-	S	M	T	W	T	F	S
56514	Bengaluru City - Karaikal...	Pass	SWR	12:55	13:00	5m	1	S	M	T	W	T	F	S
66602	Coimbatore Salem MEMU...	MEMU	SR	13:00	-	-	3	S	M	T	W	T	F	S
56513	Karaikal - Bengaluru City...	Pass	SWR	13:20	13:25	5m	4	S	M	T	W	T	F	S
76802	Karur - Salem DEMU	DEMU	SR	13:25	-	-	-	S	M	T	W	T	F	S
2970	Jaipur - Coimbatore SF Fe...	Spec	NWR	13:37	13:40	3m	-	S	M	T	W	T	F	S
66603	Salem Coimbatore MEMU...	MEMU	SR	-	13:40	-	3	S	M	T	W	T	F	S
76801	Salem - Karur DEMU	DEMU	SR	-	13:40	-	-	S	M	T	W	T	F	S
22815	Bilaspur-Ernakulam Expres...	SF	SECR	14:15	14:20	5m	1	S	M	T	W	T	F	S
22619	Bilaspur - Tirunelveli SF...	SF	SR	14:15	14:20	5m	-	S	M	T	W	T	F	S
12970	Jaipur - Coimbatore SF Ex...	SF	NWR	14:45	14:50	5m	-	S	M	T	W	T	F	S
18190	Alappuzha - Rourkela - Ta...	Exp	SER	14:52	14:55	3m	4	S	M	T	W	T	F	S
13352	Alappuzha - Dhanbad (Boka...	Exp	ECR	14:52	14:55	3m	4	S	M	T	W	T	F	S
3352	Alappuzha - Dhanbad Speci...	Spec	ECR	14:57	15:00	3m	-	S	M	T	W	T	F	S
16339	Mumbai CSMT - Nagercoil E...	Exp	SR	15:25	15:30	5m	2	S	M	T	W	T	F	S
16360	Patna - Ernakulam Express...	Exp	SR	15:25	15:30	5m	-	S	M	T	W	T	F	S
16331	Mumbai CSMT - Thiruvananth...	Exp	SR	15:27	15:30	3m	1	S	M	T	W	T	F	S
66020	Salem - Arakkonam MEMU...	MEMU	SR	-	15:30	-	3	S	M	T	W	T	F	S
16340	Nagercoil - Mumbai CSMT E...	Exp	SR	15:30	16:05	35m	1	S	M	T	W	T	F	S
12678	Ernakulam - KSR Bengaluru...	SF	SR	15:32	15:35	3m	4	S	M	T	W	T	F	S
6340	Nagercoil - Mumbai CSMT C...	Spec	SR	15:45	15:50	5m	-	S	M	T	W	T	F	S
6070	Tirunelveli - Bilaspur SF...	Spec	SR	16:07	16:10	3m	-	S	M	T	W	T	F	S
22816	Ernakulam-Bilaspur Expres...	SF	SECR	16:12	16:15	3m	5	S	M	T	W	T	F	S
16332	Thiruvananthapuram Centra...	Exp	SR	16:12	16:15	3m	3	S	M	T	W	T	F	S
22620	Tirunelveli - Bilaspur Su...	SF	SR	16:12	16:15	3m	5	S	M	T	W	T	F	S
76849	Vriddhachalam - Salem DEM...	DEMU	SR	16:50	-	-	-	S	M	T	W	T	F	S
56102	Salem Mettur Dam Passenge...	Pass	SR	-	17:00	-	2	S	M	T	W	T	F	S
22637	West Coast SF Express...	SF	SR	17:02	17:05	3m	1	S	M	T	W	T	F	S
12244	Coimbatore - MGR Chennai ...	Shtb	SR	17:22	17:25	3m	4	S	M	T	W	T	F	S
76857	Salem - Karur DEMU	DEMU	SR	-	17:30	-	2	S	M	T	W	T	F	S
12647	Kongu Express	SF	SR	17:32	17:35	3m	-	S	M	T	W	T	F	S
12676	Kovai SF Express	SF	SR	17:42	17:45	3m	4	S	M	T	W	T	F	S

Train#	Train name	Type	Zone	Arr.	Dep.	Halt	PF	Departure Days						
2676	Coimbatore - Arakkonam Co...	Spec	SR	17:43	17:46	3m	-	S	M	T	W	T	F	S
22665	KSR Bengaluru - Coimbatore...	Uday	SR	17:50	17:55	5m	4	S	M	T	W	T	F	S
56846	Erode Jolarpettai Passeng...	Pass	SR	17:55	18:00	5m	-	S	M	T	W	T	F	S
56111	Jolarpettai - Erode Passe...	Pass	SR	18:00	18:05	5m	1	S	M	T	W	T	F	S
22648	Thiruvananthapuram Centr...	SF	SR	18:02	18:05	3m	2	S	M	T	W	T	F	S
12522	Ernakulam - Barauni Rapti...	SF	ECR	18:02	18:05	3m	-	S	M	T	W	T	F	S
2522	Ernakulam - Barauni Rapti...	Spec	ECR	18:02	18:05	3m	-	S	M	T	W	T	F	S
2646	Ahilya Nagari SF Festival...	Spec	SR	18:02	18:05	3m	-	S	M	T	W	T	F	S
12512	Thiruvananthapuram Centra...	SF	NER	18:12	18:15	3m	3	S	M	T	W	T	F	S
22646	Ahilya Nagari SF Express...	SF	SR	18:12	18:15	3m	-	S	M	T	W	T	F	S
2512	Thiruvananthapuram Centra...	Spec	NER	18:12	18:15	3m	-	S	M	T	W	T	F	S
76848	Salem - Vriddhachalam DEM...	DEMU	SR	-	18:40	-	3	S	M	T	W	T	F	S
16354	Nagercoil - Kacheguda Wee...	Exp	SR	18:50	19:00	10m	1	S	M	T	W	T	F	S
7229	Sabari Express Festival S...	Spec	SCR	19:12	19:15	3m	4	S	M	T	W	T	F	S
12679	MGR Chennai Central - Coi...	SF	SR	19:17	19:20	3m	-	S	M	T	W	T	F	S
2679	Katpadi - Coimbatore SF E...	Spec	SR	19:17	19:20	3m	-	S	M	T	W	T	F	S
17229	Sabari Express	Exp	SCR	19:27	19:30	3m	4	S	M	T	W	T	F	S
22615	Tirupati - Coimbatore Int...	SF	SR	19:27	19:30	3m	2,3	S	M	T	W	T	F	S
15906	Dibrugarh - Kanniyakumari...	Exp	NFR	19:35	19:40	5m	-	S	M	T	W	T	F	S
12777	Hubballi-Kochuveli Weekly...	SF	SWR	19:37	19:40	3m	1	S	M	T	W	T	F	S
22677	Yesvantpur - Kochuveli AC...	ACSF	SWR	19:37	19:40	3m	1	S	M	T	W	T	F	S
12697	MGR Chennai Central- Thir...	SF	SR	19:37	19:40	3m	-	S	M	T	W	T	F	S
17616	Madurai - Kacheguda Weekl...	Exp	SCR	19:52	19:55	3m	-	S	M	T	W	T	F	S
12695	MGR Chennai Central - Thi...	SF	SR	20:02	20:05	3m	-	S	M	T	W	T	F	S
2695	M.G.R Chennai Central - T...	Spec	SR	20:07	20:10	3m	-	S	M	T	W	T	F	S
56101	Mettur Dam - Erode Passen...	Pass	SR	20:10	20:15	5m	-	S	M	T	W	T	F	S
2877	Howrah - Ernakulam Festiv...	Spec	SER	20:33	20:35	2m	4	S	M	T	W	T	F	S
22207	MGR Chennai Central - Thi...	ACSF	SR	20:42	20:45	3m	-	S	M	T	W	T	F	S
16382	Kanniyakumari - Mumbai CS...	Exp	SR	20:57	21:00	3m	4	S	M	T	W	T	F	S
16381	Mumbai CSMT - Kanniyakuma...	Exp	SR	21:07	21:10	3m	1	S	M	T	W	T	F	S
6315	Mysuru - Kochuveli Festiv...	Spec	SR	21:17	21:20	3m	-	S	M	T	W	T	F	S
22154	Salem - Chennai Egmore SF...	Exp	CR	-	21:20	-	1A	S	M	T	W	T	F	S
16315	KSR Bengaluru - Kochuveli...	Exp	SR	21:22	21:25	3m	1	S	M	T	W	T	F	S
56242	Yesvantpur - Salem Passen...	Pass	SWR	21:40	-	-	2	S	M	T	W	T	F	S
76858	Karur - Salem DEMU	DEMU	SR	21:40	-	-	-	S	M	T	W	T	F	S
12685	MGR Chennai Central - Man...	SF	SR	21:42	21:45	3m	1	S	M	T	W	T	F	S
2685	MGR Chennai Central - Man...	Spec	SR	21:42	21:45	3m	-	S	M	T	W	T	F	S
22650	Yercaud SF Express	SF	SR	21:57	22:00	3m	1	S	M	T	W	T	F	S
12646	Millennium SF Express...	SF	SR	21:57	22:00	3m	1	S	M	T	W	T	F	S
16855	Puducherry-Mangaluru Week...	Exp	SR	22:00	22:10	10m	5	S	M	T	W	T	F	S
12644	Hazrat Nizamuddin - Thiru...	SF	SR	22:07	22:10	3m	-	S	M	T	W	T	F	S
22851	Santragachi - Mangaluru C...	SF	SER	22:07	22:10	3m	-	S	M	T	W	T	F	S
17235	KSR Bengaluru - Nagercoil...	Exp	SCR	22:15	22:20	5m	1	S	M	T	W	T	F	S
19568	Okha - Tuticorin Vivek Ex...	Exp	WR	22:20	22:25	5m	-	S	M	T	W	T	F	S
11022	Tirunelveli - Dadar Chalu...	Exp	CR	22:27	22:30	3m	3	S	M	T	W	T	F	S

Train#	Train name	Type	Zone	Arr.	Dep.	Halt	PF	Departure Days						
16613	Rajkot - Coimbatore Expre...	Exp	SR	22:32	22:35	3m	-	S	M	T	W	T	F	S
2652	Palakkad Junction - MGR C...	Spec	SR	22:35	22:40	5m	-	S	M	T	W	T	F	S
16320	Banaswadi - Kochuveli Hum...	Hms	SR	22:38	22:40	2m	-	S	M	T	W	T	F	S
22652	Palakkad - MGR Chennai Ce...	SF	SR	22:40	22:45	5m	3	S	M	T	W	T	F	S
6339	Mumbai CSMT - Nagercoil C...	Spec	SR	22:40	22:45	5m	-	S	M	T	W	T	F	S
12625	Kerala Express	SF	SR	22:52	22:55	3m	4	S	M	T	W	T	F	S
2625	Kerala Express Covid - 19...	Spec	SR	22:52	22:55	3m	-	S	M	T	W	T	F	S
17615	Kacheguda - Madurai Weekl...	Exp	SCR	22:57	23:00	3m	1	S	M	T	W	T	F	S
22878	Ernakulam - Howrah Antyod...	Ant	SER	23:02	23:05	3m	3	S	M	T	W	T	F	S
22877	Howrah - Ernakulam Antoda...	Ant	SER	23:02	23:05	3m	3	S	M	T	W	T	F	S
12684	Banaswadi-Ernakulam Bi-we...	SF	SR	23:07	23:10	3m	-	S	M	T	W	T	F	S
22608	Banaswadi - Ernakulam SF ...	SF	SR	23:07	23:10	3m	-	S	M	T	W	T	F	S
12778	Kochuveli-Hubballi SF Exp...	SF	SWR	23:12	23:15	3m	5	S	M	T	W	T	F	S
12683	Ernakulam- Banaswadi Bi W...	SF	SR	23:12	23:15	3m	5	S	M	T	W	T	F	S
22607	Ernakulam - Banaswadi SF ...	SF	SR	23:12	23:15	3m	5	S	M	T	W	T	F	S
17606	Kacheguda - Mangaluru Cen...	Exp	SCR	23:17	23:20	3m	5	S	M	T	W	T	F	S
12672	Nilagiri (Blue Mountain) ...	SF	SR	23:22	23:25	3m	3	S	M	T	W	T	F	S
2672	Nilgiri (Blue Mountain) C...	Spec	SR	23:22	23:25	3m	-	S	M	T	W	T	F	S
22678	Kochuveli - Yesvantpur AC...	ACSF	SWR	23:32	23:35	3m	5	S	M	T	W	T	F	S
16232	Mysuru - Mayiladuthurai T...	Exp	SWR	23:42	23:45	3m	3	S	M	T	W	T	F	S
6232	Mysuru - Mayiladuthurai F...	Spec	SWR	23:42	23:45	3m	-	S	M	T	W	T	F	S
12689	MGR Chennai Central - Nag...	SF	SR	23:50	23:55	5m	2	S	M	T	W	T	F	S



**District Statistical Office, Salem**