

OFFICERS AND STAFF ASSOCIATED WITH THIS PUBLICATION

Overall Guidance

Mr. Vikram Kapur, I.A.S.,
Additional Chief Secretary/Commissioner
Department of Economics and Statistics

TECHNICAL GUIDANCE

Dr. B. Hariharadhas, M.Sc., M.Phil., Ph.D.,
Regional Joint Director of Statistics, Tirunelveli

Thiru. P. Gomudurai Pandian, M.Sc., B.Ed.,
Deputy Director of Statistics, Nagercoil

DATA PROCESSING

Tmt. K.Benla, M.Sc., B.Ed., Statistical Officer.
Thiru.V. Karthigeyan, M.A., Statistical Officer.
Tmt. N. Ramani, M.Sc., M.Phil., Statistical Officer.
Tmt.A.Rajeswari, M.Sc.,M.Phil, Statistical Inspector

Department of Economics and Statistics
Kanniyakumari District

PREFACE

The District Statistical Hand Book is prepared and published by our Department every year. This book provides useful data across various departments in Kanniyakumari District. It contains imperative and essential statistical data on different Socio-Economic aspects of the District in terms of statistical tables and graphical representations. This will be useful in getting a picture of Kanniyakumari's current state and analyzing what improvements can be brought further.

*I would like to thank the respectable District Collector **M.Arvind, IAS** for his cooperation in achieving the task of preparing the **District Hand Book for the year 2021-22** and I humbly acknowledge his support with profound gratitude.*

The co-operation extended by the officers of this district, by supplying the information presented in this book is gratefully acknowledged.

I express my appreciation for the effort taken by the district statistical unit in compilation and computerisation of this publication.

I would be glad to welcome your valuable suggestions for improving the publication.

Place : Kanniyakumari
Date : 27-10-2022

Deputy Director of Statistics ,
Nagercoil



Thiru. M. Arvind, I.A.S.,
District Collector,
Kanniyakumari .



FOREWORD

The present issue of the District Statistical Hand Book 2021-22 by the Department of Economics & Statistics, seeks to provide statistical information on various socio-economical aspects of the district on a compact form.

Attempts have been made to incorporate latest available information in this publication maintaining continuity of the time series of the data published in earlier issues. Data at the block level have also been incorporated as far as possible.

I express my gratitude to the different offices situated in the district for their co-operation in obtaining data related to their activities.

I like to put in my appreciation to the Kanniyakumari District Deputy Director of Statistics and team officials of Department of Economics & Statistics for their sincere and sustained work in bringing out the publication.

Best wishes

Station: Kanniyakumari
Dated: 27.10.2022

*District Collector
Kanniyakumari*

KANNIYAKUMARI DISTRICT MAP



<u>INDEX</u>	Page No
<u>STATISTICAL TABLES CONTENTS</u>	
<u>Salient Features of Kanniyakumari District</u>	1-14
<u>District Profile 2021-22</u>	15-30
1. <u>AREA AND POPULATION</u>	
1.1a. Kanniyakumari District Rural and Urban Population	31
1.1b Area, Population, Literate, SCs and STs- Sex wise by Blocks and Municipalities	32-34
1.2 Population by Broad Industrial categories of Workers.	35
1.3 Population by Religion	36-37
1.4 Population by Age Groups	38-39
1.5 Population of the District-Decennial Growth	40-44
1.6 Salient features of 1991 Census - Block and Municipality wise.	44
2. <u>CLIMATE AND RAINFALL</u>	
2.1 Temperature at selected Stations	45
2.2 Season wise Rainfall	46-47
2.3 Time Series Data of Rainfall by seasons	48-49
2.4 Monthly Rainfall from April 2021 to March 2022	50
3. <u>AGRICULTURE</u>	
3.1 Soil Classification (with illustration by map)	52-55
3.2 Land Utilisation	56-59
3.3 Area and Production of Crops	60-61
3.4 Agricultural Machinery and Implements	62-63
3.5 Number and Area of Operational Holdings	64
3.6 Consumption of Chemical Fertilizers and Pesticides	65
3.7 Regulated Markets	65
3.8 Crop Insurance Scheme	66
3.9 Sericulture	66
4. <u>IRRIGATION</u>	
4.1 Sources of Water Supply with Command Area - Blockwise.	68
4.2 Actual Area Irrigated by sources.	69

4.3	Area Irrigated by Crops.	70
4.4	Details of Dams, Tanks, Wells and Borewells.	71
<u>5. ANIMAL HUSBANDRY</u>		
5.1	Livestock Population	74
5.2	Veterinary Institutions and Animals treated – Blockwise.	74
5.3	No.of Veterinary Hospitals	74
5.4	Diary Development	75-76
5.5	Poultry Development	76-77
5.6	Fisheries Development and Production	77
<u>6. BANKING AND INSURANCE</u>		
6.1	No. of Commercial Banks	80
6.2	Insurance Schemes	81
<u>7. CO-OPERATION</u>		
7.1	Co-operative Societies	84
<u>8. CIVIL SUPPLIES</u>		
8.1	No.of Fair Price Shops	86
8.2	Quantum of Essential Commodities distributed and their retail prices	86-87
8.3	No.of Ration Cards (Rural and Urban)	87
8.4	Quantity supplied	87
8.5	No.of LPG Connections	88
8.6	No.of Persons waiting for LPG connection	88
<u>9. COMMUNICATION</u>		
9.1	Post-Offices doing postal business only	90
9.2	Post-Offices doing Post and Telegraphic Business	91
9.3	Telegraph Offices	92
9.4	No.of Telephone Exchanges, Capacity and No.in Use	92
9.5	No.of PCOs attached to each exchange	93
9.6	No.of Persons waiting for Phone Connection.	94
<u>10. ELECTRICITY</u>		
10.1	No.of Power Stations	96
10.2	Quantum of Power purchased	96

10.3 Power Consumption Sectorwise	96
10.4 Peak Demand and Energy Output	97
10.5 Revenue from Electric Schemes and Cost per Unit	97
10.6 Transmission and Distribution of Electricity	97
10.7 Capacity of Transformers	98
10.8 Rural Electrification	99
<u>11. EDUCATION</u>	
11.1 Universities, Students and Teachers and Courses offered	102
11.2 Colleges for General Education, Students and Teachers	102-103
11.3 College for Professional Education, Students and Teachers	104-106
11.4 Colleges for Other Professional Education, Students and Teachers	107
11.5 Schools for General Education, Students and Teachers	108
11.6 Colleges for General Education, Students and Teachers	109-110
11.7 Schools for Special Education, Students and Teachers	110-111
11.8 Institutions for Other Professional Education, Students and Teachers	112
Education-Category wise Abstract	113
11.9 Computer Training Centers	114
11.10 Hostels and Inmates by Community	115
11.11 Scholarships to Students by Community	116
<u>12. FISHERIES</u>	
12.1 Fisheries Development	118
12.2 Estimated M F Production/Inland Fish Production	118
12.3 Infrastructure in Private sector	118
12.4 Marine Fish Production and Inland	119
12.5 No. of Families Engaged In Fishing	119
<u>13. HANDLOOM</u>	
13.1 No. of Focal Centers with Location details	122
13.2 No. of Societies and Varietywise Production	122
13.3 No. of Powerlooms and No. of Employees working	123
13.4 No. of Families engaged	123

<u>14.HANDICRAFTS</u>	
14.1 Name and Addresses of Handicrafts	126
14.2 Articles available in the Handicrafts	127
14.3 Value of Articles produced and Value of Articles sold	128
14.4 No.of Families engaged in Handicrafts	129
<u>15.HEALTH AND FAMILY WELFARE</u>	
15.1 Hospitals, Dispensaries, Bed Strength, Doctors and Nurses	132
15.2 No.of Allied Pathological Units available	133
15.3 Diseasewise patients treated	133-135
15.4 Distribution of Medical Personnel	136
15.5 Progress of Family Welfare Program	136
<u>16.HOUSING</u>	
16.1 Plans sanctioned, Buildings completed under Private Sector	138
16.2 Plans sanctioned, Buildings completed under Public Sector	138
16.3 Amount invested in Housing and Building activity under Public Sector	139
16.4 Construction activity of Tamil Nadu Housing Board	139
16.5 Construction activity of Tamil Nadu Slum Clearance Board	139-140
16.6 Construction activity of Tamil Nadu Police Housing corporation ltd	141
16.7 Index no.of Building Construction cost in Urban centers	141
16.8 Labour charges of Construction Workers	141
<u>17.INDUSTRIES</u>	
17.1 Results of ASI	144-145
17.2 Estimates of Value of Output and Value Added by Manufacture by Industries Based on ASI	146
17.3 Industrial Production	147
17.4 Production and Value of Major Minerals in the District	148
17.5 Production of Handloom Cloth	148
17.6 Small Scale Industries	149-155
17.7 Khadi and Village Industries	155
17.8 No.of Printing Presses	156
17.9 No.of Photocopy (Xerox) centres	157

<u>18.FACTORIES</u>	
18.1 Registered and Working Factories	160
18.2 Employment in Working Factories	160-162
18.3 Trade Unions, Industrial Disputes by Strikes, Lockout and Gheraos	162
<u>19.LOCAL BODIES</u>	
19.1 Municipal Bodies Area and Population by Grades	164
19.2 Municipal Bodies by Taluks	164
19.3 Panchayat Union, Village/Town Panchayats	165
19.4 Revenue Divisions, Taluks, Firkas and Revenue Villages	165
19.5 Tax Collected by Corporation/Municipality/Panchayat Union/Town Panchayat/Village Panchayat	165
<u>20.LABOUR AND EMPLOYMENT</u>	
20.1 No.of Persons registered during the year and Total No.of Persons waiting upto the end of the year as per Live Register	166
20.2 No.of Placement during and upto the end of the year.	166
<u>21.LEGAL SERVICE</u>	
21.1 Judicial Divisions and Original Jurisdiction	168
21.2 Results of Civil and Criminal cases in the Court of Original Jurisdiction, Civil Suits Regular.	168
21.3 Results and Revenue cases in the courts of original jurisdiction Civil suits / Criminal Regular for the year	168
21.4 Results of civil and Revenue cases in the courts of original jurisdiction Civil suits / criminal regular-Detailed	169
21.5 Nature of Free legal available and No. of Beneficiaries, No. of Cases disposed off in Lok Adalat during the year	169
21.6 No. of Advocates practicing in courts	169
<u>22. LIBRARIES</u>	
22.1 List of Head and Branch Libraries in the district with details, of Members Books available and Readers	172
22.2 No.of Libraries in Government Building / Rental Building	172

22.3 No.of Reading Rooms	173-176
<u>23.MINING AND QUARRYING</u>	
23.1 No.of Mining and Quarrying units in the district	177
23.2 Classification-wise production during the year	177
<u>24.MANUFACTURING SECTOR</u>	
24.1 No.of Food and other allied manufacturing units in the District	178-179
24.2 No.of Non-Food manufacturing units in the district	179-187
<u>25.MEDICAL SERVICES</u>	
25.1 No.of Medical Colleges in the district with Students and Teachers	188
25.2 No.of College of Pharmacy with Students and Teachers	189
25.3 No.of Medical Stores in the district - Category-wise	189
25.4 No.of Veterinary Colleges with Students and Teachers	189
<u>26.MOTOR VEHICLES</u>	
26.1 No.of Motor Vehicles on Road up to the end of the year 2021-22	190-191
26.2 No.of Motor Vehicles (Category-wise) registered during the year 2021-22	191
26.3 No.of Persons issued Driving Licence	191
<u>27. NON-CONVENTIONAL ENERGY GENERATION</u>	
27.1 No.of solar energy generating units in the district with production area	192
27.2 No.of Wind Mills Generating units with production data	192
<u>28. POLICE AND PRISONS</u>	
28.1 Police Force	194
28.2 Cognizable Offences under Indian Penal Code	194
28.3 Prisons and Convicts	195
28.4 No.of Cases Registered under PCR	196
28.5 No.of Cases Registered against Woman Harassment and Dowry	196
<u>29. PUBLIC HEALTH</u>	
29.1 Public Health and Medical Services rendered by Organizations and Individual	197

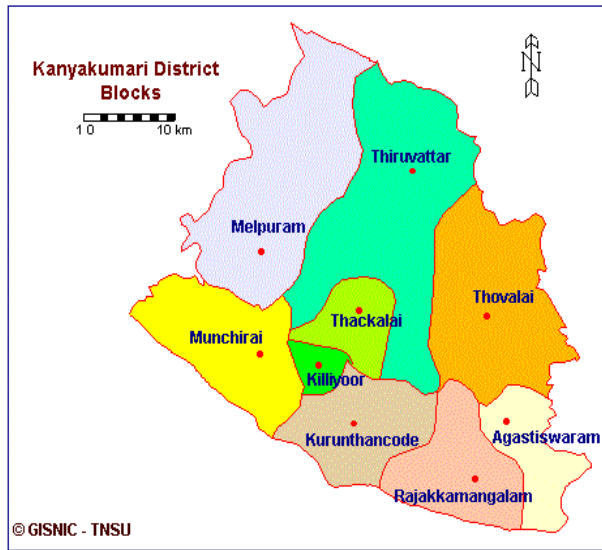
29.2 No.of Primary Health Centers/Sub-centers	198
<u>30. PRINTING AND PUBLICATION</u>	
30.1 No. of Newspapers, Weekly Magazines, Monthly Magazines, etc., Published	199
30.2 No. of Publishes in the District other than newspapers and magazines	199
30.3 No.of Printing presses in the district	199
<u>31. PRICE INDICES</u>	
31.1 Index Numbers of Wholesale Prices	200-201
31.2 Consumer Price Index Numbers for Industrial Workers	201-205
31.3 Consumer Price Index Numbers for selected essential items in Rural	206-207
31.4 Consumer Price Index Numbers for selected essential items in Urban	207-208
31.5 All India consumer Price Index nos. for Industrial workers	209
31.6 Consumer Price Index for Rural and Urban combined.	210-211
<u>32. QUALITY CONTROL</u>	
32.1 List of Industrial / Establishment Units having Quality Control Facilities and the products subjected to Quality Control	211
<u>33. REGISTRATION</u>	
33.1 No.of Registration Offices in the district	211
33.2 Registration and Aggregate Value of properties transferred during the year.	212
<u>34. REPAIR AND SERVICES</u>	
34.1 Authorized Automobiles Repair and Service Stations	212
34.2 Authorized Electrical and Electronic goods Repair and Service Unit	212
<u>35. RESTAURANTS AND HOTELS</u>	
35.1 Restaurants, Cafes and Other Eating and Drinking Places	214
35.2 Details of Hotels	214-215
<u>36. RECREATION AND CULTURAL SERVICES</u>	

36.1	List of Cinema Theatres and their capacities	216
36.2	List of Clubs and Associations	217
36.3	List of Motion Picture Distributors and Projection Services	217
<u>37. SOCIAL WELFARE</u>		
37.1	Puratchi Thalaivar MGR Nutritious Noon Meals Programme Centres	218
37.2	No.of Beneficiaries under Puratchi Thalaivar MGR Nutritious Noon Meals Programme	218
37.3	No.of Beneficiaries under the free supply of Text Books and Uniforms	218
37.4	No.of Beneficiaries under Social security and Pension Schemes	219
37.5	Free Houses and House sites distributed to community	219
37.6	No of Beneficiaries under Welfare schemes	220
<u>38. CONSERVANCY SERVICES</u>		
38.1	No. of Conservancy Workers engaged in Conservancy, Garbage and Debris disposal and other particulars.	220
38.2	No.of Vehicles engaged in the conservancy services	221
<u>39. SCIENTIFIC AND RESEARCH SERVICES</u>		
39.1	Institutions and Laboratories engaged in Research Work	221
<u>40. STORAGE FACILITIES</u>		
40.1	List of Agricultural and Non-Agricultural Storage Godowns	222
40.2	List of Cold Storage Godowns	222
<u>41. TEXTILES</u>		
41.1	No.of Ginning, Spinning and Weaving Mills in the district	223
41.2	Quantum of Production during the year	223
<u>42. TRADE AND COMMERCE</u>		
42.1	No.of Major and Minor Trade and Commercial Estate in the District	224
<u>43. TRANSPORT</u>		
43.1	Length of Roads	225
43.2	Road Accidents	226
43.3	Registered Motor Vehicles	226-227
43.4	Transport Corporation	227

43.5 Selected indicators of overall performance of State Transport Corporation	228
43.6 Railway Lines and Stations	228
43.7 Port Development	229
43.8 Airports	230
43.9 Private Transport Operations	231
<u>44. TOURISM</u>	
44.1 Places of Tourist Attraction	234
44.2 The List of Places of Worship	235-236
44.3 List of Hotels and Restaurants	237-239
44.4 The List of Travel Agents	240
44.5 Train and Air Service Timings	241-242
<u>45. VITAL STATISTICS</u>	
45.1 Births and Deaths registered in the district	243
45.2 Birth , Death and Infant Mortality rates in the district	243
45.3 Death by Causes	244-245
<u>46. VOLUNTARY SERVICES</u>	
46.1 List of Voluntary Services available in the district for the development of Rural and Urban Population	246-247
<u>47. WATER WORK AND SUPPLY</u>	
47.1 No.of Schemes Operated in the district	248
47.2 No.of Workers engaged in the Water Works and Supply	249
47.3 No.of House connections, fountains	250
<u>48 FIRE AND RESCUE SERVICES</u>	
48.1 Fire and Rescue services	251

SALIENT FEATURES OF KANNIYAKUMARI DISTRICT

Kanniyakumari District is the Southernmost tip of the Indian Peninsula and a unique



place where trisea namely the Indian Ocean, the Arabian Sea and the Bay of Bengal confluences. It is located between 8° 03' to 8° 35' North latitude and 77° 15' to 77° 36' East longitude. The total geographical area of this district is 1672 square kilometers. As per the 2011 Census, the total population of this district was 1870374 out of which, 926345 males and 944029 females. The density of population was 1119 per sq.km which is

the highest next to Chennai district in Tamil Nadu State.

The District was named after the Goddess Kanniyakumari a virgin and incarnation of Parvathy, the consort of Lord Shiva. It has been a great centre for art, culture and religion for centuries. In the Sangam literature, poets in elegant verse extolled the ambience of this place presenting on one side as a Tourist centre and on the other a Holy place.

This district was bounded by Tirunelveli district on the North and the East, the Indian Ocean on the south, Gulf of Mannar on the SouthEast, Kerala State on the North West and the Arabian Sea on the West. By its very location, the district occupies a unique place amongst the districts of Tamil Nadu. It is the only place in the entire world where one can witness both the sun rise and the sun set. It has a coastal line of 71.5 kms stretched on three sides. This small district is famous for its vast green stretches of paddy fields, coconut groves, rubber garden and luxurious lush green forests and the rare earth of the western sea shore and stretched valley mountain of the Western Ghats.

The district is divided into two revenue divisions namely **Padmanabhapuram** and **Nagercoil** having the headquarters at Thuckalay and Nagercoil respectively. There are six taluks namely, **Agastheeswaram**, **Thovalai**, **Vilavancode**, **Kalkulam**, **Killiyoor** and **Thiruvattar**. This district owns one corporation, **Nagercoil**, and four municipalities **Padmanabhapuram**, **Colachel**, **Kuzhithurai** and **Kollemcode** and nine development blocks. Six blocks Melpuram, Munchirai, Killiyoor, Thiruvattar, Thuckalai and Kurunthancode form a part of

Padmanabhapuram revenue division and the remaining three Agastheeswaram, Rajakamangalam and Thovalai come under Nagercoil revenue division. There are **51 Town Panchayats** in this district. And also the district comprises six Assembly segments and one Parliament Constituency.

Geographical Indication Tag for Cloves

The spices growers of Kanniyakumari have obtained the **Geographical Indication Tag for the clove** being grown in the hilly regions of the district as it is known for its rich aromatic oil content.

Clove, one of the prominent spice crops of the district, is grown on 778 hectares in the densely wooded areas of Maaraamalai, Black rock and Velimalai in the Western Ghats of the Veerapuli Reserve Forests and Mahendragiri. The district represents about 74% of the area under clove in Tamil Nadu.



Of the total production of 1,100 tonnes of cloves in India, Tamil Nadu accounts for close to 1000 tonnes, of which over 65% is grown in the district. “The climate in the hilly regions of Kanniyakumari district is ideal for clove cultivation. This region benefits from both the South-West and North-East monsoons. Also, the ‘sea mist’ comes in and works up the moisture needed for the crop. The black soil here, rich in organic nutrients, is suitable for clove cultivation. This makes the cloves grown in the region unique, says Collector M.Arvind

With the highest percentage of volatile oil content present in the clove buds, the crop being grown in the district is much sought-after. The ‘sea mist’ also helps with eugenol. The eugenol acetate content in the oil is higher, lending better aroma and flavour to the clove buds.

“While the typical volatile oil content is about 18%, the volatile oil content in the Kanniyakumari clove buds is 21%, resulting in 86% of eugenol. Furthermore, drying happens naturally at the plantations located at an altitude of about 800 meters and having moderate temperature. This meant a limited loss of essential oils and increase in their concentration,” Mr.Aravind says.

The flower buds, stalks and fallen leaves are used in essential oil preparation. The clove buds and its oils are also used in the medical, pharmaceutical and perfumery industries. The clove buds from Kanniyakumari is preferred for the presence of higher volatile oils.

To get the global recognition for the uniqueness of Kanniyakumari clove, Maraamalai Planters Association and Blackrock Hill Planters Association made efforts, with the backing of the district administration, for securing the GI Tag. “The GI Tag

assigned to the cloves being harvested in the district will rightly convey the value of this product to the International consumers and traders”.

AGRICULTURE:

The district is purely agriculture oriented and its economy solely depends on agricultural production and its allied activities. Indeed, it is one of the most industrially backward districts in Tamil Nadu State. Based on the Topography, the district is divided into three, Mountainous terrain, Plain lands and Undulating valley. In the hilly tracks of Western Ghats plantation crops like rubber, coffee, tea, pepper, gloves, spices, coconut, tapioca and horticulture crops like mango, pineapple



and jackfruits are raised, where as in the plain lands, paddy, banana, coconut and vegetables are grown. Paddy is the most essential food crop of the district and it is extensively cultivated in 11461 (Gross) hectares. Among the commercial crops, rubber, coconut, cashew and pepper occupy the major area. Dams, Government Canals, Canals fed with tank are the major sources of irrigation. Pechiparai,

Perunchani, **Kodayar**, **Pattanamkal**, **Neyyar** are the main water systems of this district.

INDUSTRIES:

In fact as far as Industrial Development is concerned, this district is one of the most Industrial Backward Districts in the State. The district has no major industries except **Indian Rare Earths Ltd** (Government of India enterprise at Manavalakurichi), Kanya **Spinning Mill**, the co-operative sector at Aralvaimozhi and Nagammal Mills (Private sector) at Nagercoil, Tapioca Flour, Wheat Flour Mill, in Cape Flour Mills Chunkankadai and **Coir industry** at Ammandivilai, Gloves factory at Konam and Anandhanadarkudi and some big and small **Fishnet factories** in private sector. **Forty two fishing centres** are located in the sea shore. Next to agriculture, people are engaged in fishing. 1% of the population is engaged in **handloom weaving** occupation which is also dwindling year after year less wage when compared with the other occupations. **Coir manufacturing** is also to be mentioned. Palmyrah production is almost dwindled in view of scarce palmyrah climbers and reduced palmyrah crop area in this district. As a major source of private sector of employment more than 30000 female employees are employed in the **cashew nut** processing of roasting, shelling, peeling and grading.



A **Hydro Electric Power Generating Project** is located in **Kodayar** and **Wind Mill Energy** generated at **Aralvaimozhi** supplement the energy needs of this district. It is under the consideration of the government to establish a Rubber Park at Chenbagaramanputhur and

preliminary works commenced. It will accelerate the growth of the economy of Kanniyakumari.

EDUCATION:

There are many Educational Institutions in this district which offers Primary Level Education to Higher Level Education. In Education front, this district stand first in Literacy rate in Tamil Nadu. Government Medical College Asaripallam has commenced in 2003-2004, with the strength of 100 students and now the college has strength of 752 students. This district has one **Government Medical College**, one



Government Ayurvedic college, one Private Medical College, 1 private Ayurvedic Medical College, 1 private Yoga and Naturopathy College, 3 Private Homeopathy Medical Colleges, 2 Private Siddha Medical Colleges, 1 Private Pharmacy College, one private Dental Medical College, 2 private physiotherapy College , 26 Private Nursing Colleges and Schools, One Constituent College, **One Government Arts & Science College**, 26 (12 aided and 14 Private) Arts & Science Colleges and One

Deemed University. 29 Private Engineering Colleges, one Government Engineering College, 34 Educational Colleges and 17 Polytechnic Colleges, 279 Higher Secondary Schools, 203 High Schools, 198 Middle Schools, 539 Primary Schools and 7 Nursery Schools attributing nearly cent percent literacy in this district.

Kalachuvadu Kannan Chevaliye Award: Tamil books that cross boundaries!



Kannan Sundaram, the editor and publisher of 'Kalachuvadu' magazine, has been awarded 'Chevalier', France's highest award.

In 1988, Sundara Ramasamy (1931 - 2005) founded Kalachuvadu magazine. His son Kannan Sundaram relaunched the same magazine in 1994. Started as a quarterly magazine, it has been published bi-monthly since July, 2000 and monthly since May, 2003. At the same time, a

publishing house is also running under the name 'Kalachuvadu'. Kalachuvadu, which covers various aspects of Tamil life including creative literature, fine arts, Philosophy, History, Politics, Economics, Agriculture, Ecology and film, has crossed its 200th issue. Kannan is running this publishing house from Nagercoil. Timeline continues to feature issues and special sections. It continues to publish various translations focusing on the literary trends of world and Indian languages. Kannan was recently conferred with the **Chevalier de l'Ordre National du Mérite, the Knight of the Order of the Merit**, by the French government for his contribution to the publishing collaboration between India and France.

TOURISM:

Kanniyakumari district has many tourist attraction spots, which can be classified as places of interest for religious (Pilgrim) tourism, historical tourism, manmade attractions, nature tourism such as water falls, bird watching and wild life sanctuaries, medical tourism, adventurous tourism and heritage tourism.



THIRUVALLUVAR STATUE

Thiruvalluvar was the immortal poet of Tamil Nadu and has given Thirukkural to the world. The memorial statue of Thiruvalluvar is in nearby Vivekanantha rock in



the sea of Kanniyakumari. The pedestal of the statue is of 38 feet height and the statue over it is 95 feet tall with a grand total of 133 feet for the entire sculpture. To help the tourists to worship the holy feet of Thiruvalluvar 140 steps are constructed inside the Mandapam. The pedestal with a height of 38 feet represents the 38 chapters in the Book of Aram in Thirukural and the statue of 95 feet on the pedestal represents the total chapters in Porul (70 chapters) and Inbam (25 Chapters). Thus the statue symbolically

and artistically signifies that the theme of Porul and Inbam are based on Aram.

VIVEKANANDA ROCK MEMORIAL

The Vivekananda Rock Memorial was built in the memory of India's one of the greatest saint and leader **Swami Vivekananda**. It is the place where he had meditated. Swami Vivekananda had arrived Kanniyakumari in 1892 and had meditated on this



rock for two days. This was few days before his departure to Chicago to attend World Religious Conference. It is said that at this place, Goddess Parvati had blessed Swamiji and this rock has great significance religiously as well. It is the place where Goddess Kanniyakumari had done her

penance. The marks of Goddess's pious feet can be seen on the rock. Vivekananda Rock Memorial is a popular tourist monument in Kanniyakumarai built in 1970 in honour of Swami Vivekanandha. A meditation hall known as Dhiyana mandabam is also attached to the memorial for visitors to meditate. The memorial consists of two main structures, the Vivekananda Mandapam and the Shripada Mandapam.

KANNIYAKUMARI ECO PARK

It is located in nearby Kanniyakumari and it is an initiative taken by the department of Horticulture with a cause to "attract extra tourists, preserve a balance eco gadget and help researchers and students academically". This park is located at few kilometers away from the round about on the National Highway NH-47. This enormous park covers a place of 15 acres, with numerous species of flowers and trees. The grand entrance takes you to the rock waterfalls, it further leads you through a small wooden bridge and from there Mother Nature takes you to taste her beauty in all corners.



CHITHARAL JAIN MONUMENTS

Chitharal **Jain Monuments**, also known as Chitharal Malai Kovil is situated on the Thiruchanattu Hillocks at Chitharal Village in Kanniyakumari district. It is located about 64 Kms from Thiruvananthapuram and 42 Kms from Kanniyakumari. It is famous for the **Rock-cut** temple. Hillock at Chitharal has a cave containing rock-



cut sculptures of Thirthankaras and attendant deities carved inside and outside dating back to 9th Century. Jain influence in this region was due to Jain King **Mahendra Varman I**(610-640). It was converted into Bagavathy Temple in the 13th Century A.D. The temple is protected monument under Central Archeological Survey of India (ASI).

PADMANABHAPURAM PALACE

The ancient historical town Padmanabhapuram is one of the four municipalities in the district is 55 Km from Trivandrum, about two km east of Thuckalay and 35 km from Kanniyakumari. This town is surrounded by a fort with an area of 187 acres. The palace with an area of seven acres is situated in the very centre on the Padmanabhapuram Fort, amidst hills, dales and rivers. The fort originally built with mud was dismantled and reconstructed with granite by Maharaja Marthanda Varma. The Palace is owned, controlled and maintained by the Government of the neighbouring State Kerala.



MATHOOR AQUEDUCT

Mathoor Hanging Trough is the tallest as well as the longest trough bridge in Asia, having a height of 115 feet and a length of one kilometre. The bridge had



constructed in 1966 and became a place of tourist importance. This is situated in Mathoor hamlet of Aruvikkarai revenue village in Thiruvattar taluk. It is located about 60 km from Kanniyakumari and about 60 km from Thiruvananthapuram city. The canal is being shouldered by 28 huge

pillars. The trough has a height of seven feet with a width of seven feet six inches. The bridge had been constructed at Mathoor across the Pahrili River (Parazhiyar) and the trough canal (Pattanamkal canal) on the bridge carries water for irrigation from one side of a Maniyaram hill to the other side of a Mayiladum hill (Koottuvapottrai).

COLACHEL PILLAR

Colachel Pillar is a heritage structure located in Colachel Municipality in Kanniyakumari district. Colachel was an important Port city during Travancore Kingdom. Colachel was the location of the battle between the Travancore Kingdom and the Dutch East India Company Forces.

Dutch Forces which landed at Colachel on July 1741 the reign of the Travancore King Sree Padmanabhadasa Maharajah Sree nizham Thirunal Veera Bala Marthanda Varma Kulasekhara Perumal. In the Battle of Colachel, Cap De Lannoy, the Dutch Naval Forces Commander, was captured. To commemorate this great victory of the Travancore Army over the Dutch at Colachel,



the Travancore Government installed the Colachel Pillar at the very spot where the Dutch had Capitulated to the Maharaja of Travancore. It was the first time in Indian

History that an Asian Country defeated a European naval Force. The Colachel War Memorial/Victory Pillar is a Pillar of Valour and remembrance of the great Victory of Travancore Army over the Dutch Forces. The granite Pillar is Cylindrical in shape and 15 ft. in height excluding the Pedestal. The Pedestal is 10 ft. high and the whole structure is of 25 ft. It is located about 19 Kms from Nagercoil, 40Kms from Kanniyakumari and 63Kms from Thriuvananthapuram.

COLACHEL HARBOUR

Colachel is already a natural harbour with water that is about 20 metres deep. Colachel is 19 km away from Nagercoil. It is the major fishing harbour in the west coast of this district. Chinnamuttom is the main fishing harbour in Kanniyakumari



district. The fishing harbour was constructed and came into use on 21.09.2016. Fishermen from Chinnamuttom, Kanniyakumari and Arogyapuram on the east coast of Kanniyakumari district are mostly benefited.

MUTTOM BEACH

Muttom beach is hidden gem of Kanniyakumari district. It is the only beach with so many rocks on the shore. The light house which is about 200m from the beach is 135 years old and still functioning. It is one of the oldest light houses in Tamil Nadu. The light house premises have a museum, a mini café, and play area for kids and benches around to sit and enjoy the view. It explains about the origin, and the equipment used in olden days to function the light house. The mini video hall in the museum has video of 8 minutes which is very informative.



UDAYAGIRI FORT

It is located on the Thiruvananthapuram - Nagercoil National Highway at Puliyoorkurichi which is 14 Kms from Nagercoil and 3 Kms from Thuckalay Town. This was the most important military barracks of the **Travancore rulers**. The fort was rebuilt by **Maharaja Marthanda Varma** of Travancore in the 18th Century. Enclosing an area of about 90 acres (36 ha), including an isolated 260 feet (79 m), the fort contains an




old foundry which was used for casting guns. The fort was built of massive Granite blocks around an isolated hillock. De Lannoy's body was buried within the fort and a chapel was built at his burial site. De Lannoy's tombstone lies within the walls of

the ruined chapel. The inscriptions on his stone are both in **Tamil** and in **Latin**. His wife and son were buried by his side. Recently, officials of the Department of Archaeology found a **tunnel** within the fort. Presently, the fort has been turned into a bio-diversity park by the Tamil Nadu forest department, with sites of historical importance, such as De Lannoy's tomb, remaining as protected archaeological sites under the Archaeological Department of India.

VATTAKOTTAI FORT

A Coastal Fort, Vattakottai was built in 18th Century during the reign of Travancore Kingdom. It is one of the popular sightseeing places in Kanniyakumari. It was constructed for the purpose of Coastal defence. This Fort was the last seaside fort that was built by Travancore Kingdom.

During the rule of Travancore King **Marthanda Varma** (1729-1758) this fort was built. The Fort has been declared as a protected site and come under the administration of Indian Archeological Department. Contrary to the name,



Vattakottai Fort which means Circular Fort; the shape of this fort is rectangular. The fort is surrounded by the majestic walls of 25-26 feet height. Vattakottai Fort, presenting an impressive Architecture within its strong walls has watch towers,

weapon rooms. It was constructed by Granite blocks. The walls of the Fort were carved with motifs of Fish. The fish motif was extensively used by **Pandya** Kingdom. It is located at about 7 Kms from Kanniyakumari.

THIRPARAPPU WATERFALLS

Thirparappu is located about 55 kilometers away from Kanniyakumari. The Kodayar makes it's descend at Thirparappu and the water falls at this place is about



13km from Petchiparai dam. The river bed is rocky and about 300 feet in length. The water falls from a height of nearly 50 feet and the water flows for about seven months in a year. Thirparappu weir has been constructed for supplying water to the paddy fields. On either side of the river, on the left bank of the river in between the water falls and the weir,

there is a Mahadevar temple dedicated to Siva enclosed by strong fortification.

OLAKKAI WATER FALLS

Olakkai Water Falls is a natural Picturesque Waterfall situated near Azhagiyapandipuram village of Thovalai

block. When the falls is viewed from the distance it resembles as pestle which in Tamil Language is called "Ulakkai". The pathway through the Reserve Forest leads tourists to this scenic waterfall. The falls is up in the middle of the forested hills (the hills of the Western Ghats) which are accessible only by foot from the base of the hills. Ollakai water falls




comprises of two Waterfalls. The lower falls serves as a beautiful picnic spot for the tourists. The other is a higher fall and that is located uphill. To reach Higher falls one needs to climb about 200 metres uphill from Lower falls. Visitors can neither enjoy by bathing in the Lower falls or trek further up to the Higher falls. It is located at about 20 Kms from Nagercoil, 44Kms from Kanniyakumari and 82 Kms from Thiruvananthapuram.

PETCHIPARAI RESERVOIR



The Pechiparai Reservoir is one among the central attractions found in Kanniyakumari. It is located at about 45 km from Nagercoil; The Pechiparai Reservoir was constructed amid the rule of Maharaja Sri Moolam Thirunal 1885 - 1924, over the River Kodayar, in light of the model of Periyar Dam in Madurai. The storage region is around 425.1 meters in length and has a catchment region of 204.8 sq.km. Pechiparai Reservoir is in the midst of the Western Ghats. There is a camp shed in favour of the reservoir which goes about as a resting place for guests. The water from the reservoir is used for both irrigation of crops and for drinking purposes, which has led to conflict between farmers who want to use all the water for their crops, and local authorities, who don't have another place to draw drinking water from, for supply to the urban areas. The dam is surrounded by hills of the Western Ghats.



DISTRICT PROFILE 2021-22

❖ GEOGRAPHICAL POSITION

- North Latitude Between : 8^o-03 ' to 8^o 35 '
 - East Longitude Between : 77^o -15 ' to 77^o -36 '
 - Male : 926345
 - Female : 944029
 - Rural : 330572
 - Urban : 1539802

❖ AREA AND POPULATION (2011 census)

- Area (Sq. Km) : 1672
- Population : 1870374
 - Male : 926345
 - Female : 944029
 - Rural : 330572
 - Urban : 1539802
- Density : 1119
- Literate : 1548738
 - Male : 780541
 - Female : 768197
- Language Spoken in the District : Tamil and Malayalam
- Workers : 679620
 - Male : 524629
 - Female : 154991
- Main Workers : 552658
 - Male : 446895
 - Female : 105763
- Main Cultivators : 12229
 - Male : 10619
 - Female : 1610
- Main Agricultural Laborers : 51350
 - Male : 44394
 - Female : 6956
- Main Household Industry Worker : 21078
 - Male : 8626
 - Female : 12452
- Main Other Workers : 468001
 - Male : 383256
 - Female : 84745

➤ Marginal Workers	:	126962
• Male	:	77734
• Female	:	49228
➤ Marginal Cultivators	:	3381
• Male	:	2429
• Female	:	952
➤ Marginal Agricultural Labourers	:	21517
• Male	:	17001
• Female	:	4516
➤ Marginal Household Industry Workers	:	14711
• Male	:	3752
• Female	:	10959
➤ Marginal other Workers	:	87353
• Male	:	54552
• Female	:	32801
➤ Non Workers	:	1190754
• Male	:	401716
• Female	:	789038

❖ VITAL STATISTICS

➤ Birth	:	21267
➤ Death	:	9906
➤ Infant Death	:	101
➤ Birth rate (per 1000 Population)	:	10.5
➤ Death rate (per 1000 Population)	:	4.9
➤ Infant Mortality Rate (per 100 Live Birth)	:	4.7
➤ No. of Deaths of Women due to problems related to child birth		
• At the time of delivery	:	-
• During Pregnancy	:	-
• After Child Birth (with in 42 days)	:	-

❖ TEMPERATURE (in Celsius)

➤ Plains		
• Maximum	:	34.3
• Minimum	:	23.6
➤ Hill Station		
• Maximum	:	N.A
• Minimum	:	N.A

❖ **RAIN FALL (in mm)**

➤ Normal		
• North East Monsoon	:	523.9
• South West Monsoon	:	490.6
➤ Actual		
➤ North East Monsoon	:	425.9
➤ South West Monsoon	:	1077.3

❖ **AGRICULTURE (in .Hec.)**

➤ Total Cultivated Area (Hec)	:	79413
➤ Net Area Sown (Hec)	:	73067
➤ Area Sown more than Once (Hec)	:	6346
➤ Area and Production of Principal Crops	:	Area '000' (Hect.)
• Rice (Paddy)	:	11461
• Millets and Other Cereals	:	Nil
• Pulses	:	347
• Sugarcane (interms of gur)	:	Nil
• Groundnut	:	10
• Gingelly	:	1
• Cotton	:	Nil
➤ Agricultural Land Holdings (2015-2016)		
• Holdings (in Nos)	:	448963
• Area (in Hec)	:	81703.69
• Average size of Holdings (in Hec)	:	0.18
➤ Food Crops		
• Name of the important food crops	:	Paddy, Tapioca, Plantain
• Important Non Food Crops	:	Coconut, Rubber

❖ **IRRIGATION**

➤ Net Area Irrigated by (Hec)		
• Government Canals	:	7887
• Private Canals	:	Nil
• Tanks	:	10155
• Tube wells	:	3067
• Other wells (Dug Wells)	:	3301
• Other Sources	:	Nil

• Total net area irrigated	:	24410
➤ Gross area irrigated by (Hec)	:	29993
➤ Name of the Rivers	:	Pazhayar, Thamaraparani, Mullaiyar, Paraliyar
➤ Name of the lakes	:	Nil

❖ ANIMAL HUSBANDARY

➤ Veterinary Institutions	:	Nil
• Veterinary Hospitals	:	2
• Veterinary Dispensaries	:	49
• Clinical Centers	:	Nil
• Polyclinic	:	1
• Sub Centers	:	15
• Rural Veterinary Dispensaries	:	Nil
• Mobile Unit	:	2
➤ Poultry Development		
• Chicks produced in Hatcheries	:	Nil
• Birds sold for breedings	:	Nil
• Brides sold for Table (for food in lakhs)	:	Nil
➤ Live stock and Poultry Population (20 th Livestock Census)		
• Cow	:	70371
• Buffaloes	:	1409
• Sheep	:	224
• Goat	:	108901
• Poultry	:	934575
• Pig	:	1502

❖ DAIRY DEVELOPMENT

➤ Dairy	:	1
➤ Milk Chilling plants	:	0
➤ No.of milk co-operative societies	:	54
➤ Milk Production	:	(Lakh Litres)
• Flush Season	:	41471
• Lean Season	:	38575

❖ FISHERIES

➤ Length of coastal line (In Kms)	:	71.5 KM
➤ No. of coastal blocks	:	5
➤ No, of coastal centers (Landing)	:	5

➤ Marine Fish production (Tonne)	:	81140.00
➤ Inland Fish Production (Tonne)	:	7586.698
➤ No of Fishing co-operative societies	:	112
❖ <u>FOREST</u>		
➤ Forest area		(In Hec.)
• Reserved forest	:	48193.105 Ha
• Reserved land	:	4146.97 Ha
• Unclassified forest	:	--
➤ Out turn of Forest produce		
• Timber (Cum)	:	Nil
• Pulp wood (MT)	:	Nil
• Ply wood (MT)	:	Nil
• Sandalwood	:	Nil
• Rubber (MT)	:	Nil
• Bamboo	:	Nil
• Tea green leaves (Tonne)	:	Nil
• Wattle bark	:	Nil
• Cashew (Tonne)	:	Nil
➤ Others (Specify)	:	wet – cloves flowers – 406.2kg Wet - cloves stricks – 89.5kg
• Poles (Teak)	:	Nil
• Firewood	:	Nil
❖ <u>ELECTRICITY</u>		
➤ Generation of electricity (In M.U)		
• Hydro	:	245.7615MU
• Wind mill (In Units)	:	454.43MU
• Thermal	:	Nil
• Power purchased	:	Nil
• Gas Turbine	:	Nil
➤ Consumption of electricity (In M.U) K Wh		
• Agriculture	:	--
• Industry	:	74.96 MU
• Commercial & Ty.Sy.	:	165.84 MU
• Domestic	:	829.62 MU
• Public lighting & Water works	:	77.82 MU

• Sales to licenses	:	--		
• Sales to other states	:	--		
• Miscellaneous	:	2.95 MU		
➤ Rural electrification				
• Number of pump sets energized	:	301 Nos		
• Number of revenue villages Electrified	:	Nil		
• Number of Hamlets Electrified (Including Tribal)	:	Nil		
❖ ENTERPRISES (Sixth Economic census)			Rural	Urban
No. of Enterprises				Total
• With premises	:	6367	43823	50190
• Without premises	:	3790	9701	13491
• Inside House Hold	:	5729	26994	32723
			Total	96404
❖ INDUSTRIES				
➤ No. of working factories (Registered)	:	478		
➤ No. of man days worked (In Lakhs)	:	NA		
➤ No. of trade unions	:			
➤ No. of strikes	:	-		
➤ No. of lockouts	:	Nil		
➤ No. Factories & Large Scale Industries	:	897		
➤ Micro Scale Industries, Medium scale industries & Small scale industries	:	14743		
➤ Name of the important industry in the district				
1. Indian Rare Earths Limited, Manavalakurichy				
2. Co-operative spinning mills, Aralvaimozhi				
3. Nagammal spinning mill, Nagercoil				
4. Poabs Granites, Kaliyal.				
5. Sri Anusham Rubber Industries Private Limited, Vadasery				
6. New Ambadi Estates Private Limited, Kulasekharam				
7. Valli Steel Industries, Chenbagaramanputhooor				
8. Kumaran Filament Private Limited				
9. Brightway Gloves Private Limited, Sahaya Nagar, Vellamadam				
10. Annam Fishnet, Pillayarpuram.				
➤ Name of the Industrial park	:	Nil		

❖ <u>KHADI & VILLAGE INDUSTRIES</u>	PRODUCTION (Rs. In Lakhs)	SALES (Rs. In Lakhs)
➤ Khadi		
• Cotton	: 38.49	43.28
• Polyester	: 10.56	9.00
• Silk	: 0.00	39.85
• Yarn	: 19.11	0.00
➤ Village Industries	: 115.92	332.15
➤ Total	: 184.08	424.28

❖ MEDICAL & HEALTH (In Nos.)

➤ Modern Medicine

• Hospitals	:	9
• Dispensaries / ESI	:	8
• Primary Health Centers (Rural + Urban)	:	47
• Health Sub Centers	:	307
• Other Medical Institution	:	Nil
• Beds in hospitals and dispensaries	:	2243
• Total Number of Doctors	:	443
• Total Number of Nurses	:	767

➤ Indian Medicine

• Hospitals	:	15
• Dispensaries	:	5
• Primary Health Centers	:	32
• Beds in hospitals and dispensaries	:	155
• Doctors	:	41
• Nurses	:	8

❖ Homeopathy

• Hospitals & PHC	:	5
• Dispensaries	:	-
• Beds in hospitals and dispensaries	:	Nil
• Doctors	:	5
• Nurses	:	Nil

❖ EDUCATION

➤ Universities	:	1		
➤ Arts & Science Colleges	:	27		
➤ Colleges for professional education (B.Ed)	:	33		
➤ Medicine				
• Allopathy	:	2		
• Indian Medicine	:	5		
• Homeopathy	:	3		
➤ Engineering	:	29		
➤ Agriculture	:	Nil		
➤ Veterinary	:	Nil		
➤ Law	:	Nil		
➤ Nursing School / Colleges	:	26		
➤ Colleges for special education (Polytechnic)	:	17		
➤ Nursery schools	:	7		
➤ Primary schools	:	539		
➤ Middle schools	:	198		
➤ High schools	:	203		
➤ Higher secondary schools	:	279		
➤ Teacher training institute	:	2		
➤ ICDS				
➤ No. of fresh entries		Male	Female	Total
➤ L.K.G to V Std.	:	24146	24749	48895
➤ No. of students passed at				
• High school (X std)	:	10893	11452	22345
• Higher secondary school (XII std)	:	10148	11731	21879
➤ No. of children never enrolled in school	:	Nil	Nil	Nil

❖ TRANSPORT

➤ Road Length (In Kms)		
• National Highways	:	78.60
• State Highways	:	233.592
• Major District Road	:	266.300
• Panchayat & Panchayat Union Road	:	1723.277
• District Road Others	:	740.648
• Town Panchayat Road	:	2836.337

• Others (Forest road)	:	105.824
• Railway Road	:	5.263
➤ Registered motor vehicles		
• Commercial	:	28426
• Non commercial	:	661900
➤ Railway length (In Kms)		
• Route length		
• Broad Gauge	:	73.km
• Meter Gauge	:	--
• Track length (In Kms)		
• Broad Gauge	:	73.km
• Meter Gauge	:	--
➤ No. of railway station	:	10
➤ No. of sea ports	:	Nil
➤ No. of air ports	:	Nil
➤ Name of sea ports	:	Nil
➤ Name of air ports	:	--
➤ Name of export commodity	:	Cashew, Monazite, Flowers, Prawn, Banana,CoirNylon, Fishnet,Cloves,Cashew kernels.
➤ Name of import commodity	:	Raw cashew, Wood
➤ Meter Gauge	:	Nil

❖ COMMUNICATION

➤ Post & Telegraph (In Nos.)		
• Post offices doing postal business alone	:	267
• Post offices doing post & Telegraph business	:	Nil
• Telegraph offices	:	9
➤ <u>Telephones</u>		
• No. of Telephones in use	:	20368
• No. of public call offices (with ISD)	:	36
• No. of public call offices without ISD	:	332
• No. of Telephone Exchanges	:	41

❖ CO-OPERATION

➤ Co-operative Agricultural Development Banks	:	5
➤ District Central Co-operative Banks(Incl. Branches)	:	1 (24 Branches)
➤ Urban Banks (Including branches)	:	1

➤ Primary Agricultural credit Societies	:	115
➤ Housing co-operative societies	:	-
➤ Employees co-operative Societies	:	40
➤ Milk Pro. Co-op societies	:	54
➤ Weavers co-operative societies	:	35
➤ Industrial co-operative societies	:	16
➤ Urban co-operative Credit Societies	:	3
➤ Primary co-operative stores (including students Co-Operative stores)	:	16
➤ Co-operative spinning mills	:	1
➤ Co-operative marketing societies	:	3
➤ Students Co- Operative Stores	:	4
➤ Co- Operative Wholesale Store	:	1
➤ Fishing co-operative societies	:	112
➤ Other co-operative societies(Labour Contract)	:	4
• District co-operative Milk Union	:	1
• Institute of co-operative Management	:	1
• District Co-operative Union	:	1
• Agro Engineering Co-operative Society	:	-
• Co-operative printing press	:	1
• Co-operative training institute	:	1
• Farmer's co-operative society	:	-
• Non agricultural credit societies	:	1
• Palmgur Manufacturers Co-operative societies	:	-
• Social Welfare Co-operative societies	:	-
• Co- operative Federation	:	-
❖ REGISTRATION		
➤ No. of registration offices	:	21
➤ Aggregated value of property transferred	:	1539.11 crores
❖ HOUSING		
➤ No. of Tenements constructed by TN Housing Board	:	Nil
➤ Deputy registrar housing	:	Nil
➤ No. of Tenements constructed by Tamilnadu Urban Habitat Development Board	:	1236
➤ No. of Tenements constructed by Police Housing Board	:	Nil
➤ Deputy Registrar Housing – Rural	:	Nil

➤ Deputy Registrar Housing – Urban	:	Nil
➤ Samathuvapuram	:	Nil
➤ Total No. of Households	:	483539
• SC	:	29345
• ST	:	6281
• Others	:	447913
➤ No. of Households below Poverty Line	:	37819

❖ SOCIAL WELFARE (In Nos.)

➤ Moovalur Ramamirtham Ammaiyar Ninaivu Thirumana Schemes	:	5328
➤ EVR Maniyamaiyar Ninaivu Marriage Assistance for The marriage of Daughters of poor widows	:	43
➤ Dr.Dharmampal Ammaiyar Widow re-marriage Assistance Scheme	:	--
➤ Puthumai Pen Scheme	:	1608
➤ Annai Therasa Ninaivu Marriage Assistants for Orphan Girls	:	5
➤ Aid for Handicapped		
• Tricycle	:	-
• Wheel chair	:	-
• Artificial limb	:	2
• Hearing aid & solar rechargeable battery	:	40
• Caliper	:	9
• C.B Chair	:	Nil
• Goggles & folding stick	:	-
• Crutches	:	22
• Scholarship	:	380
• Sewing machine	:	68
• Subsidy for bank loan	:	7
• Braille Reader	:	5
• Motor cycle	:	Nil
• Assistant to DA to DA marriage	:	-
• Assistant to ortho marriage	:	11
• Assistant to Blind Marriage	:	-
• Assistant to Deaf Marriage	:	1
• Smart cane	:	-
• Modular artificial limp (CMCHIS)	:	-

• Reader allowances for blind	:	30
• Petrol Sector	:	35
• Braille Watch	:	-
• Cash award	:	-
• CP Wheel Chair	:	6
• Magnifire	:	-
• Petrol, Scooter	:	35
• Maintanance Grants (old scheme)	:	-
• Maintanance Grants (new pattern)	:	6224
➤ Women welfare co-operative societies	:	02
➤ Training centres	:	02
➤ Mahalir Mandram I. Group & Member	:	Nil
➤ Women development centre (Self help groups)	:	8659
➤ Beneficiaries (Member)	:	121226
➤ Uzhavar santhai	:	01

❖ **NUTRITIOUS MEALS PROGRAMME**

Name of programme	Total No. of beneficiaries
➤ Noon meal programme	
• Puratchi Thalavier MGR	: 23416
➤ Supplementary Nutrition Programme	
• Beneficiaries 6 months to 36 months children	: 46582
• Ante natal mothers	: 9853
• Post natal mothers	: 9162
• Old age pensioners programme	: 11

❖ **REVENUE ADMINISTRATIVE DIVISIONS**

➤ Revenue divisions	:	02
➤ Revenue Taluks	:	06
➤ Revenue Firkas	:	18
➤ Revenue Villages	:	188

❖ **LOCAL BODIES**

➤ Corporations	:	01
➤ Municipalities	:	04
➤ Panchayat Unions	:	09
➤ Town panchayats	:	51

➤ Village Panchayats	:	95
❖ COMMUNITY DEVELOPMENT		
➤ No. of block covered	:	09
➤ Population covered (Lakhs)	:	18.70
➤ Area covered (In Sq. Km)	:	1672
❖ POLICE & PRISONS		
➤ Police force		
• Local strength	:	1256
• Police stations including AWPS	:	38
• Police outposts	:	02
➤ Prisons		
• Central prisons	:	Nil
• Other prisons	:	03
❖ LEGISLATURE		
➤ Member of legislative assembly		
• Elected	:	06
• Nominated	:	Nil
➤ Member of Parliament (Lok sabha)	:	01
➤ Member of Parliament (Rajya sabha)	:	Nil
❖ CINEMA THEATRES		
➤ Permanent		
• Air conditioned	:	11
• Non air conditioned	:	6
• Air cooled	:	Nil
➤ Open air theatre	:	Nil
➤ Semi permanent	:	Nil
➤ Touring	:	Nil
❖ BANKING & INSURANCE		
➤ Bank offices		
• Primary co-op banks	:	115

- Urban banks : 01
- Co-operative Agricultural development bank : 05
- Life insurance
- Offices : 08
- Policies issued : 32574

❖ NATURAL RESOURCES

➤ Name of the minerals found in the district

- Major minerals : Illuminate, Monazite, Zircon, Rutile, Garnet, Silimanite
- Minor Minerals : Granites, Rough Stone, Gravel and Earth

❖ GENERAL

➤ Name of the important pilgrim centres

- Arulmigu Bhagavathiamman Temple, Kanniyakumari
- Alankaramatha Holy Church, Kanniyakumari
- Arulmigu Thanumalyar Temple, Suchindram
- Arulmigu Nagaraja Temple, Nagercoil
- St. Xavier Church, Kottar.
- Peer Mohamed Oliyullah Mosque, Thuckalay
- Velimalai Kumarakoil
- Arulmigu Bhagavathiamman Temple, Mandaicaud
- Arulmigu Jain Kovil, Chitharal
- Arulmigu Athikesava Temple Thiruvattur
- Arulmigu Balamurugan Temple, Vellimalai
- Arulmigu Boothalingasmy Temple, Boothapandy
- Idaividda Sahayamatha Kovil, Sahayapuram
- Iyya Vaikundasami Kovil, Swamithoppu
- Arulmigu Madhadevar Temple, Thirparappu
- Arulmigu Mahadevar Kovil, Ponmanai
- Arulmigu Mahadevar Kovil, Pannipagam
- Arulmigu Mahadevar Kovil, Thickerichi
- Arulmigu Mahadevar Kovil, Thiruvidaicodu.
- Arulmigu Mahadevar Kovil, Melamcodu

- Arulmigu Mahadevar Kovil, Kalkulam
- Arulmigu Mahadevar Kovil, Thiruvithamcodu
- Arulmigu Mahadevar Kovil, Thirupannicodu
- Arulmigu Mahadevar Kovil, Thirunattalam
- Arulmigu Mahadevar Kovil, Munchirai
- Arulmigu Mahadevar Kovil, Thirunanthikarai
- Arulmigu Iyappasami Kovil, Vettuvenni
- Arulmigu Sivan Kovil, Kalliankadu
- Arulmigu Awayar Amman Kovil, Sathaivillai, Thazhakudy
- Arulmigu Esakkiamman Thirukovil, Muppanthal
- Arulmigu Murugan Kovil, Thoivalai
- Arulmigu Pathreswari Amman Kovil, Koottalumudu
- Arulmigu Mathusoothanaperumal Kovil, Parakkai
- Muslim Mosque, Thiruvithamcode
- Arulmigu Thiruvalliarpathi Kovil, Thirupathisaram
- Mayamma Temple, Kanniyakumari
- Sankarachariar Temple, Kanniyakumari
- Guganatheeswarar Temple
- Murugan kovil, Marungoor
- Sri Venkatachalapathi Temple, Vivekanandapuram
- Name of the important tourist centres
- Arul Migu Bhagavathiamman Temple Kanniyakumari
- Sri Sathyasai Baba Kovi-Potrayadi
- Vivekananda Memorial Rock
- Thiruvalluvar Statue
- Gandhi Memorial
- Guganataswamy Temple
- Vattakottai Fort and Beach
- Nagaraja Temple
- Suchindram Temple
- Udayagiri fort
- Muttam
- Chitharal
- Pechiparai Dam

- Perunchani Dam
- Mathoor Hanging Bridge
- Padmanabhapuram Palace
- Ulakkai Water Falls
- Thengapattanam Beach
- Thirparappu Water Falls
- Thiruvattar Temple
- Mondaikad Temple
- Sothavilai Beach
- Sanguthurai Beach
- Kalikesam

1. AREA AND POPULATION
1.1a. KANNIYAKUMARI DISTRICT RURAL AND URBAN POPULATION

2011 Census

Sl.No	Name of the District	Year	Population								
			Rural			Urban			Total		
			Male	Female	Total	Male	Female	Total	Male	Female	Total
1	Kanniyakumari	1961	428220	418616	846836	75515	74564	150079	503735	493180	996915
2		1971	517164	500980	1018144	102720	101685	204405	619884	602665	1222549
3		1981	593906	583961	1177867	123052	122480	245532	716958	706441	1423399
4		1991	668856	661384	1330240	134983	135126	270109	803839	796510	1600349
5		2001	289516	292591	582107	542753	551174	1093927	832269	843765	1676034
6		2011	164938	165634	330572	761407	778395	1539802	926345	944029	1870374

Projected Population – 2021

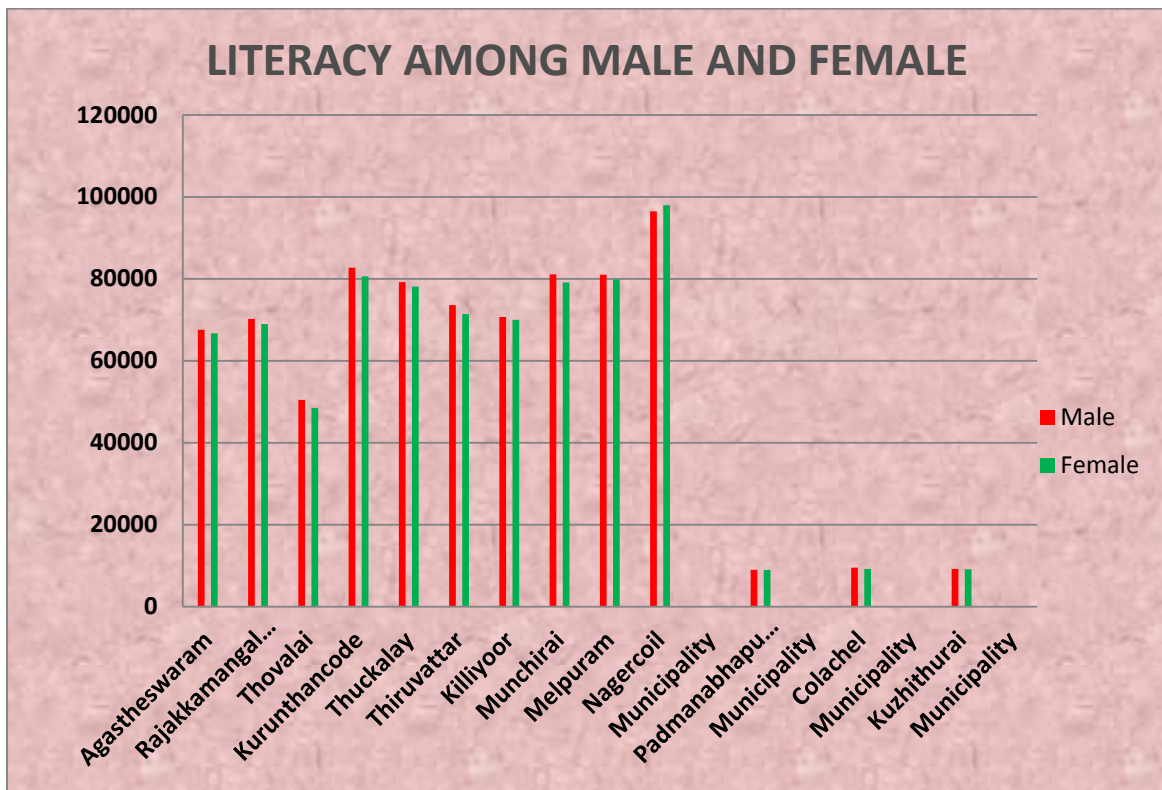
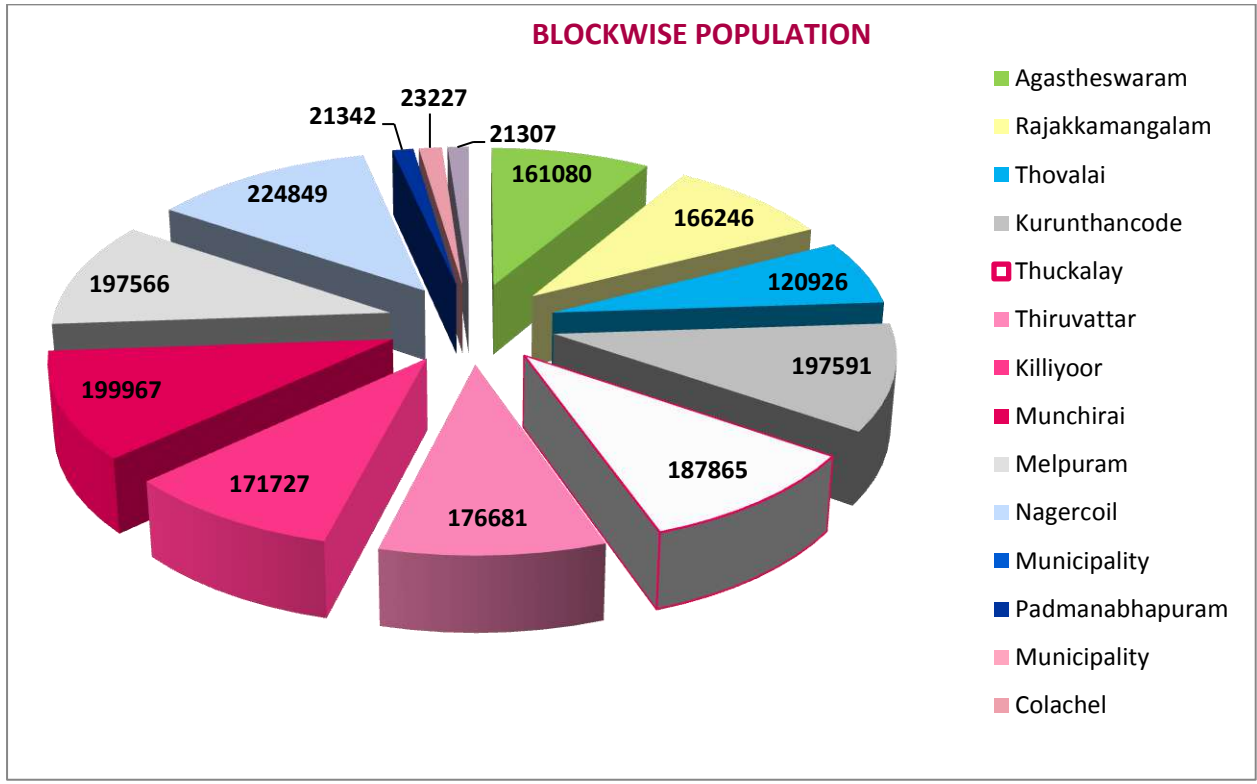
Name of the District	Population		
	Male	Female	Total
Kanniyakumari	1031055	1056207	2087262

Source: Census of India

1.1b. AREA, POPULATION, LITERATES, SC, ST-SEXWISE BY BLOCKS AND MUNICIPALITIES

Sl.No	Name of the Blocks/Municipalities	Area (Sq.km)	No. of House holds	Population			Literate		
				Persons	Male	Female	Persons	Male	Female
1	2	3	4	5	6	7	8	9	10
1	Agastheswaram	133.12	43002	161080	79923	81157	134270	67586	66684
2	Rajakkamangalam	120.16	43943	166246	82532	83714	139135	70189	68946
3	Thovalai	369.07	33151	120926	60056	60870	98890	50439	48451
4	Kurunthancode	106.85	50076	197591	98656	98935	163288	82698	80590
5	Thuckalay	130.33	48173	187865	93205	94660	157221	79156	78065
6	Thiruvattar	344.8	45697	176681	88037	88644	144969	73594	71375
7	Killiyoor	82.7	43682	171727	84824	86903	140658	70648	70010
8	Munchirai	72.01	48861	199967	99244	100723	160165	81051	79114
9	Melpuram	271.89	50684	197566	97106	100460	160846	81007	79839
10	Nagercoil Municipality	24.27	59997	224849	109938	114911	194361	96454	97907
11	Padmanabhapuram Municipality	6.47	5549	21342	10518	10824	17911	8967	8944
12	Colachel Municipality	5.18	5205	23227	11767	11460	18702	9534	9168
13	Kuzhithurai Municipality	5.15	5519	21307	10539	10768	18322	9218	9104
TOTAL		1672	483539	1870374	926345	944029	1548738	780541	768197

Source: Census of India 2011



1.1b. AREA, POPULATION, LITERATES, SC, ST- SEXWISE BY BLOCKS (Contd..)

Sl.No	Name of the Blocks / Municipalities	Scheduled Caste			Scheduled Tribes		
		Persons	Male	Female	Persons	Male	Female
1	2	10	11	12	13	14	15
1	Agastheswaram	11981	5952	6029	459	228	231
2	Rajakkamangalam	9104	4506	4598	126	73	53
3	Thovalai	13413	6690	6723	389	198	191
4	Kurunthancode	7169	3605	3564	107	56	51
5	Thuckalay	5352	2663	2689	51	19	32
6	Thiruvattar	3126	1588	1538	2798	1361	1437
7	Killiyoor	2076	1015	1061	136	67	69
8	Munchirai	5248	2558	2690	142	75	67
9	Melpuram	4325	2139	2186	2688	1310	1378
10	Nagercoil Municipality	9427	4593	4834	381	165	216
11	Padmanabhapuram Municipality	2264	1117	1147	1	0	1
12	Colachel Municipality	455	236	219	0	0	0
13	Kuzhithurai Municipality	309	155	154	4	2	2
TOTAL		74249	36817	37432	7282	3554	3728

Source: Census of India 2011

**1.2. POPULATION BY BROAD INDUSTRIAL
CATEGORIES OF WORKERS**

Sl.No	Industrial Category	District		Tamil Nadu	
		Persons	% to total population	Persons	% to total population
1	2	3	4	5	6
1.	Main Workers				
	a) Cultivators	12229	0.65	4248457	5.89
	b) Agricultural Labourers	51350	2.75	9606547	13.32
	c) Household Industry Manufacturing, Processing, Servicing And Repairs	21078	1.13	1364893	1.89
	d) Other Workers	468001	25.02	17664784	24.48
	Total Main Workers	552658	29.55	27942181	38.73
2.	Marginal Workers	126962	6.79	4942500	6.85
	Total Workers(1+2)	679620	36.34	32884681	45.58
3.	Non Workers	1190754	63.66	39262349	54.42
	Total(3+4)	1870374	100	72147030	100.00

Source: Census of India 2011

1.3a. KANNIYAKUMARI DISTRICT RELIGION WISE POPULATION**2011 Census**

Religions	Persons in Kanniyakumari District	Persons in Tamil Nadu	Percentage (%)	
			In the District	Tamil Nadu
Hindus	909872	63188168	48.65	87.58
Muslims	78590	4229479	4.20	5.86
Christians	876299	4418331	46.85	6.12
Sikhs	160	14601	0.01	0.02
Buddhists	438	11186	0.02	0.02
Jains	156	89265	0.01	0.12
Other Religions	10	7414	0.00	0.01
Other Religions not stated	4849	188586	0.26	0.26
Total	1870374	72147030	100.00	100.00

Source : Census of India 2011

1.3b. POPULATION BY RELIGION

(as per 2001 census)

Sl.No	Religions	Persons in Kanniyakumari District	Persons in Tamil Nadu	Percentage (%)	
				In the District	Tamil Nadu
1	2	3	4	5	6
1	Hindus	859307	54985079	51.27	88.11
2	Muslims	70360	3470647	4.20	5.56
3	Christians	745406	3785060	44.47	6.07
4	Sikhs	31	9545	0.00	0.02
5	Buddhists	26	3265	0.00	0.01
6	Jains	77	83359	0.00	0.13
7	Other Religions	113	7525	0.01	0.01
8	Other Religions not stated	714	59344	0.04	0.10
Total		1676034	62405679	100.00	100.00

Source : Census of India 2001

1.4a. POPULATION BY BROAD AGE GROUPS

(as per 2011 census)

Sl.No	Age Groups	No of Persons in Districts	No of Persons in Tamil Nadu	Percentage to total in	
				District	Tamil Nadu
1	2	3	4	5	6
1	0-14	417820	17007503	22.34	23.57
2	15-29	147984	6253792	7.91	8.67
3	20-24	155169	6411543	8.3	8.89
4	25-29	166079	6663746	8.88	9.24
5	30-34	154029	5815560	8.24	8.06
6	35-39	146970	5836456	7.86	8.09
7	40-44	131835	5064209	7.05	7.02
8	45-49	123714	4713056	6.61	6.53
9	50-54	104277	3703460	5.57	5.13
10	55-59	94053	3101142	5.03	4.3
11	60-64	79031	2782608	4.23	3.86
12	65-69	58667	1868370	3.14	2.59
13	70-74	40898	1406529	2.19	1.95
14	75-79	24627	710241	1.32	0.98
15	80& Above	24346	742010	1.3	1.03
16	Age not stated	925	66805	0.05	0.09
Total		1870374	72147030	100.00	100.00

1.4. POPULATION BY BROAD AGE GROUPS

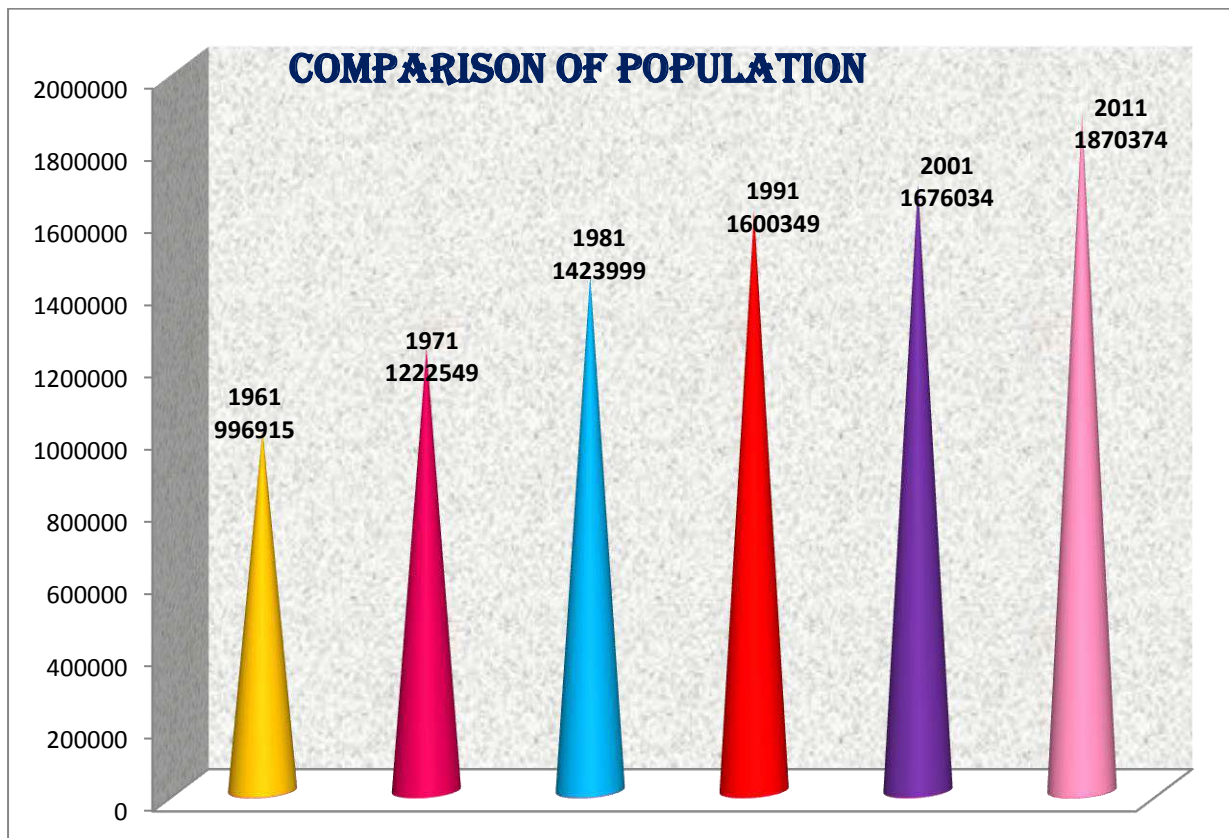
(as per 2001 census)

Sl.No	Age Groups	Persons in Districts (in '000')	Persons in Tamil Nadu (in '000')	Percentage to total in	
				District	Tamil Nadu
1	2	3	4	5	6
1	0-14	419	16826	25.00	26.96
2	15-29	174	6087	10.38	9.75
3	20-24	166	5917	9.90	9.48
4	25-29	154	5520	9.19	8.85
5	30-34	125	5038	7.46	8.07
6	35-39	123	4610	7.34	7.39
7	40-44	101	4054	6.03	6.50
8	45-49	102	3480	6.09	5.58
9	50-54	78	2889	4.65	4.63
10	55-59	67	2349	4.00	3.76
11	60-64	54	1940	3.22	3.11
12	65-69	43	1468	2.57	2.35
13	70-74	31	1130	1.85	1.81
14	75-79	19	686	1.13	1.10
15	80& Above	20	441	1.19	0.71
Total		1676	624.06	100.00	100.00

1.5 POPULATION OF THE DISTRICT DECENNIAL GROWTH

Period (Subject to the period of availability)	Region	Population	Percentage Variation Since previous Census
1	2	3	4
1961	Total	996915	-
	Rural	846836	-
	Urban	150079	-
1971	Total	1222549	22.63
	Rural	1018144	20.23
	Urban	204405	36.20
1981	Total	1423399	16.43
	Rural	1177867	15.69
	Urban	245532	20.12
1991	Total	1600349	12.43
	Rural	1330240	12.94
	Urban	270109	10.01
2001	Total	1676034	4.73
	Rural	582107	-56.24
	Urban	1093927	304.99
2011	Total	1870374	11.60
	Rural	330572	-43.21
	Urban	1539802	40.76

Source: Census of India 2011



1.5a. URBAN AND RURAL POPULATION										
Sl. No	Name of the Blocks/ Municipalities	Population						Total		
		Rural			Urban			Male	Female	Total
		Male	Female	Total	Male	Female	Total			
1	Agastheeswaram	21745	21887	43632	58178	59270	117448	79923	81157	161080
2	Rajakkamangalam	43734	44466	88200	38798	39248	78046	82532	83714	166246
3	Thovalai	30665	31100	61765	29391	29770	59161	60056	60870	120926
4	Kurunthencode	32902	32380	65282	65754	66555	132309	98656	98935	197591
5	Thuckalay	28468	28712	57180	64737	65948	130685	93205	94660	187865
6	Thiruvattar	35270	35564	70834	52767	53080	105847	88037	88644	176681
7	Killiyoor	28135	28402	56537	56689	58501	115190	84824	86903	171727
8	Munchirai	62997	64019	127016	36247	36704	72951	99244	100723	199967
9	Melpuram	37268	38727	75995	59838	61733	121671	97106	100460	197566
10	Nagercoil Municipality	-	-	-	109938	114911	224849	109938	114911	224849
11	Padmanabhapuram Municipality	-	-	-	10518	10824	21342	10518	10824	21342
12	Colachel Municipality	-	-	-	11767	11460	23227	11767	11460	23227
13	Kuzhithurai Municipality	-	-	-	10539	10768	21307	10539	10768	21307
Total		321184	325257	646441	605161	618772	1223933	926345	944029	1870374

Source: Census of India 2011

1.5b. ENUMERATED POPULATION 2021

Sl.No	Name of the Blocks / Municipalities / Corporation	Enumerated Population 2021		
		Male	Female	Total
1	Agastheeswaram	89016	89196	178212
2	Rajakkamangalam	69838	70214	140052
3	Thovalai	64088	65052	129140
4	Kurunthencode	107442	104278	211720
5	Thuckalay	98244	97197	195441
6	Thiruvattar	90969	90649	181618
7	Killiyoor	91160	89835	180995
8	Munchirai	102238	101697	203935
9	Melpuram	103324	105569	208893
10	Nagercoil Corporation	162227	161227	323454
11	Padmanabhapuram Municipality	10642	10675	21317
12	Colachel Municipality	14613	12028	26641
13	Kuzhithurai Municipality	10572	10827	21399
Total		1014373	1008444	2022817

Source: 1. Deputy Director of Health, Nagercoil
2. Vital Events Recorded by VHN's 2021

1.5c. POPULATION PROJECTION (2011-2021) DISTRICT AND TAMIL NADU

Year	2011	2012	2013	2014	2015	2016	2017	2018	2019	2020	2021
District	1870374	1882269	1893623	1905348	1914426	1923625	1932920	1941911	1952162	1962657	1972461
Tamil Nadu	72147030	72826019	73489516	74051410	74590631	75099113	75596809	76038177	76470070	76937489	77358128

Source: Department of Economics and Statistics, Chennai.

1.6 SALIENT FEATURES OF 2011 CENSUS**BLOCK AND MUNICIPALITY WISE**

Sl.No	Name of the Block/Municipality	Density per Sq.km	Females per 1000 males	Increase in population since 2001 (%)	Literacy rate among		S.C.population (%)	S.T.population (%)
					Male (%)	Female (%)		
1	2	3	4	5	6	7	8	9
1	Agastheeswaram	1210	1015	10.39	94.40	91.19	7.44	0.28
2	Rajakkamangalam	1383	1014	19.11	94.44	90.98	5.48	0.07
3	Thovalai	328	1014	9.22	93.01	87.59	11.09	0.32
4	Kurunthancode	1849	1003	19.70	93.34	90.41	3.63	0.05
5	Thuckalay	1441	1016	12.32	94.30	90.93	2.85	0.03
6	Thiruvattar	512	1007	9.32	92.40	88.50	1.77	1.58
7	Killiyoor	2077	1025	9.81	93.19	89.34	1.21	0.08
8	Munchirai	2777	1015	12.83	91.48	87.40	2.62	0.07
9	Melpuram	727	1035	10.04	92.58	87.59	2.19	1.36
10	Nagercoil Municipality	9264	1045	8.01	96.63	93.43	4.19	0.17
11	Padmanabhapuram Municipality	3299	1029	6.31	95.05	91.38	10.61	0.00
12	Colachel Municipality	4484	974	-2.35	91.62	90.24	1.96	0.00
13	Kuzhithurai Municipality	4137	1022	3.92	95.85	92.32	1.45	0.02
Total		1119	1019	11.60	93.65	89.899	3.96	0.39

Source: Census of India 2011

2.CLIMATE AND RAINFALL**2.1 TEMPERATURE & HUMIDITY**

Year: 2021-22

Months	Mean Maximum		Mean Minimum		Humidity			
	Normal	Actual	Normal	Actual	0830 Hrs IST		1730 Hrs IST	
					Normal	Actual	Normal	Actual
1	2	3	4	5	6	7	8	9
June 2021	30.6	30.8	24.7	24.3	81	76	79	77
July 2021	30.4	31.2	24.3	24.3	81	82	79	77
Aug.2021	30.5	31.1	24.2	24.3	79	81	79	74
Sep.2021	30.6	31.6	24.4	24.5	77	79	80	78
Oct.2021	30.5	30.7	24.4	24.0	78	86	80	84
Nov.2021	30.3	30.0	24.2	23.4	77	88	75	84
Dec.2021	30.5	32.0	23.9	24.0	71	75	68	70
Jan.2022	31.1	32.8	23.6	24.3	69	72	66	69
Feb.2022	31.8	33.2	24.0	24.7	68	71	68	69
Mar.2022	32.4	34.3	25.3	25.5	69	68	70	69
Apr.2022	32.8	32.4	26.3	24.7	73	73	74	80
May.2022	32.4	32.3	26.3	25.2	76	81	77	82

Source: Deputy Director General of Meteorology, Chennai.

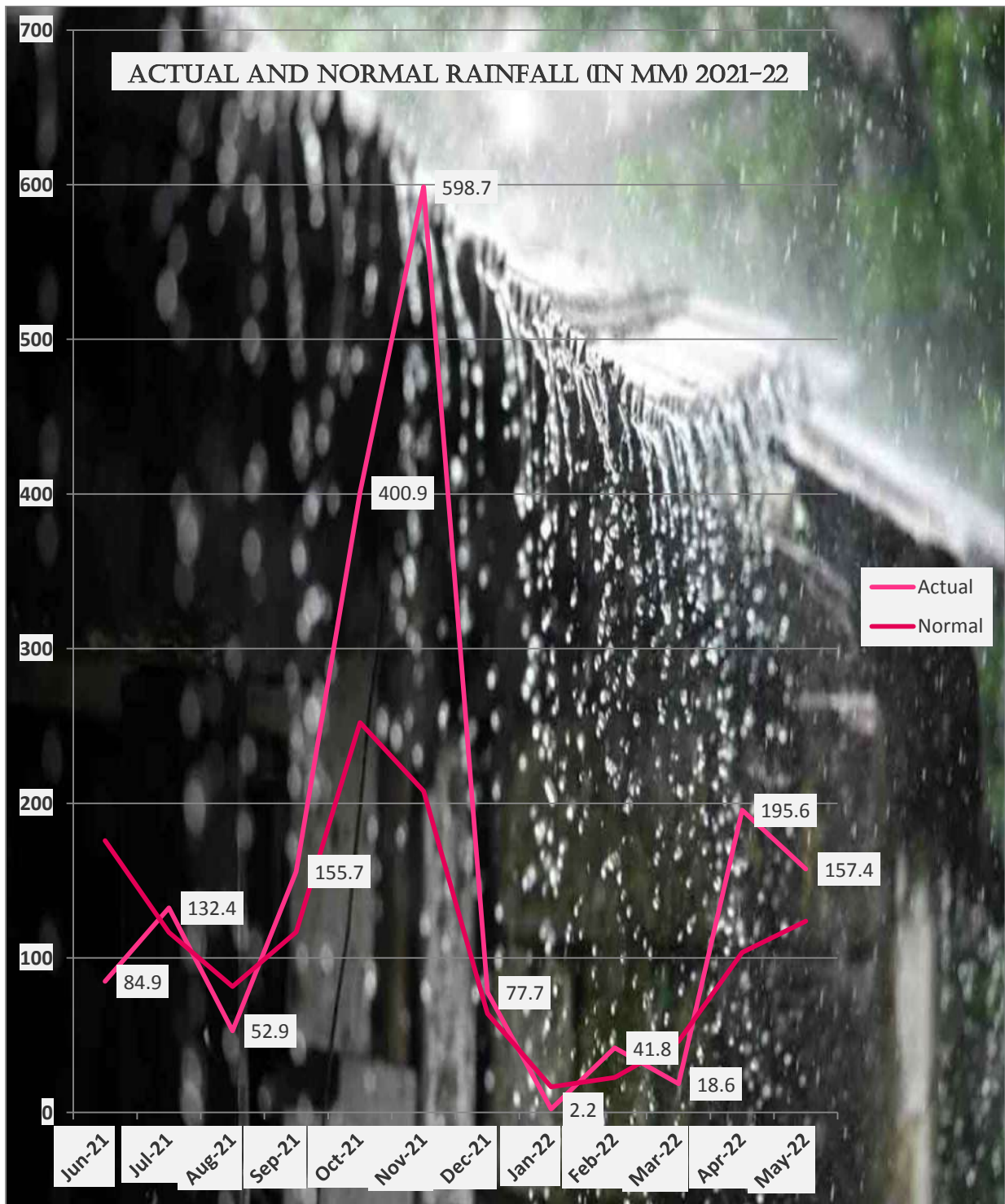
Climatological Section, RMC Chennai (Normal is based on the data from 1981-2010)

2.2 SEASON WISE RAINFALL

Year: 2021-2022

District:kanniyakumari	(in mm)			
	Actual	Normal	Deviation	% VARIATION
SOUTH WEST MONSOON				
Jun-21	84.90	175.8	-90.9	-51.7
Jul-21	132.40	116.6	15.8	13.6
Aug-21	52.9	81.5	-28.6	-35.1
Sep-21	155.7	116.7	39.0	33.4
Total	425.9	490.6	-64.7	-13.2
NORTH EAST MONSOON				
Oct-21	400.9	252.2	148.7	59.0
Nov-21	598.7	207.8	390.9	188.1
Dec-21	77.7	63.9	13.8	21.6
Total	1077.3	523.9	553.4	105.6
WINTER SEASON				
Jan-22	2.2	16.6	-14.4	-86.7
Feb-22	41.8	22.7	19.1	84.1
Total	44.0	39.3	4.7	12.0
HOT SEASON				
Mar-22	18.6	46.0	-27.4	-59.6
Apr-22	195.60	103.6	92.0	88.8
May-22	157.40	123.8	33.6	27.1
Total	371.6	273.4	98.2	35.9
GRAND TOTAL	1918.80	1327.2	553.4	44.6

Source : Department of Economics and Statistics, Chennai

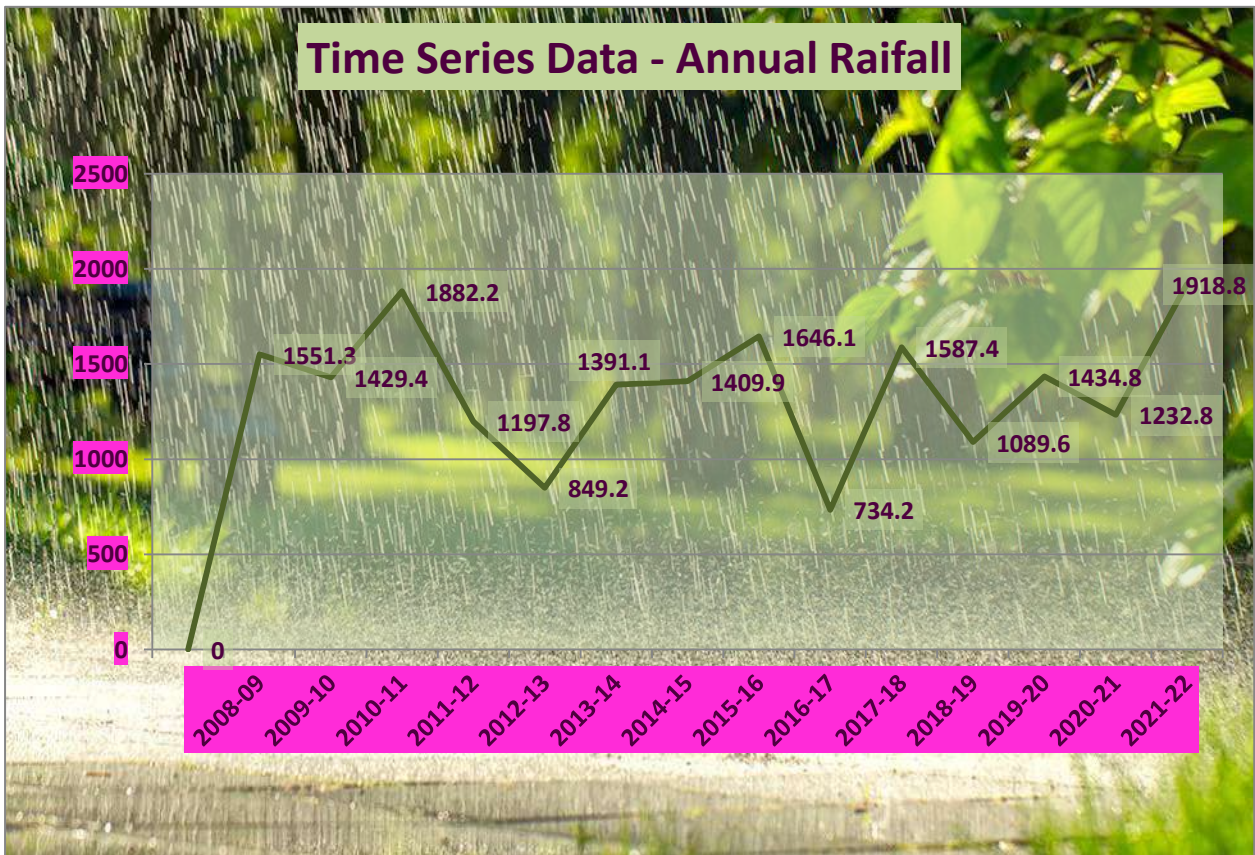
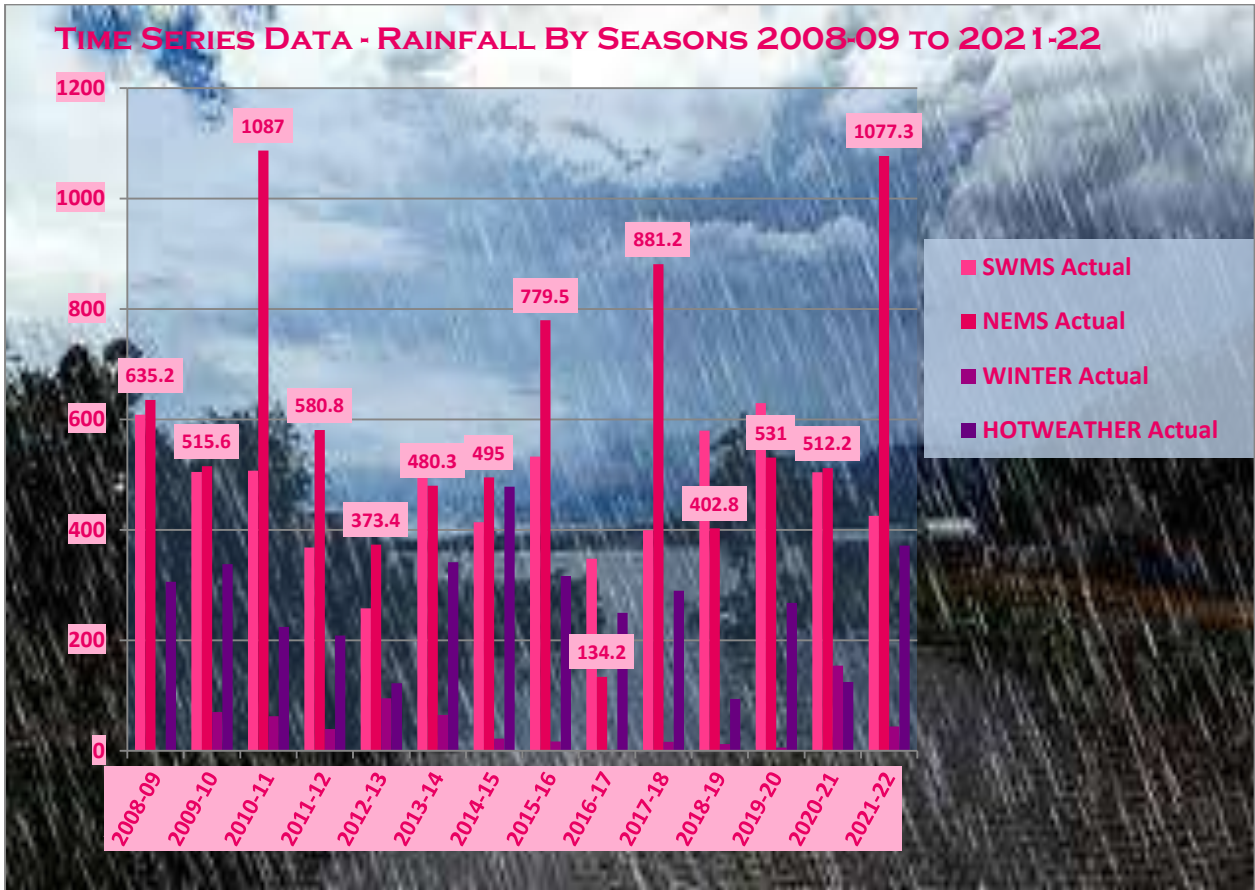


**2.3 TIME SERIES DATA OF RAINFALL BY SEASONS
(LAST 14 YEARS)**

Year: 2021-22

Year	SWMS				NEMS				WINTER				HOTWEATHER				ANNUAL RAINFALL			
	Normal	Actual	Deviation	%Variation	Normal	Actual	Deviation	%Variation	Normal	Actual	Deviation	%Variation	Normal	Actual	Deviation	%Variation	Normal	Actual	Deviation	%Variation
2008-09	327.8	608.6	280.8	86	427.4	635.2	207.8	49	33.4	1.2	32.2	96	217.4	306.3	88.9	41	1006.0	1551.3	545.3	54
2009-10	327.8	504.9	177.1	54	427.4	515.6	88.2	21	33.4	70.5	37.1	111	217.4	338.1	120.7	56	1006.0	1429.4	423.4	42
-2010-11	327.8	507.6	179.8	55	427.4	1087	659.6	154	33.4	62.8	29.4	88	217.4	224.8	7.4	3	1006.0	1882.2	876.2	87
2011-12	327.8	368.2	40.4	12	427.4	580.8	153.4	36	33.4	39.7	6.3	19	217.4	209.1	8.3	4	1006.0	1197.8	191.8	19
2012-13	477.4	258.3	219.1	46	496.4	373.4	123	25	40.4	95	54.6	136	288.3	122.5	165.8	58	1302.5	849.2	453.3	35
2013-14	477.4	503.6	26.2	5	496.4	480.3	16.1	3	40.4	65.4	25	62	288.3	341.8	53.5	19	1302.5	1391.1	88.6	7
2014-15	477.4	414.2	63.2	13	496.4	495.0	1.4	0	40.4	22.5	17.9	44	288.3	478.2	189.9	66	1302.5	1409.9	107.4	8
2015-16	477.4	533.0	55.6	12	496.4	779.5	283.1	57	40.4	17.1	23.3	58	288.3	316.5	28.2	10	1302.5	1646.1	343.6	26
2016-17	477.4	347.9	129.5	27	49	134.2	362.2	73	40.4	2.1	38.3	95	288.3	249.9	38.4	133	1302.5	734.2	569.3	44
2017-18	477.4	399.4	-78	-16.34	496.4	881.2	384.8	77.52	40.4	16.6	-23.8	-58.91	288.3	290.2	1.9	0.66	1302.5	1587.4	284.9	21.87
2018-19	477.4	579.8	102.4	21.45	496.4	402.8	-93.6	-18.86	40.4	12.6	-27.8	-69.81	288.3	94.4	-193.9	-67.26	1302.5	1089.6	-212.9	-16.35
2019-20	490.6	629.8	139.2	28.4	523.9	531	7.1	1.4	39.3	6.3	-33.0	-84.0	273.4	267.7	-5.7	-2.1	1327.2	1434.8	107.6	8.1
2020-21	490.6	504.7	14.1	2.9	523.9	320.9	-203	-38.7	39.3	99.1	59.8	152.2	273.4	639	365.6	133.7	1327.2	1563.7	236.5	17.8
2021-22	490.6	425.9	-64.7	-13.2	523.9	1077.3	553.4	105.6	39.3	44.0	4.7	12.0	273.4	371.6	98.2	35.9	1327.2	1918.80	591.6	44.6

Source : Department of Economics and Statistics, Chennai-6



2.4 MONTHLY RAINFALL**Year: 2021-22**

Month	Actual	Normal	% Deviation
June 2021	84.90	175.8	-51.7
July 2021	132.40	116.6	13.6
August 2021	52.9	81.5	-35.1
September 2021	155.7	116.7	33.4
October 2021	400.9	252.2	59.0
November 2021	598.7	207.8	188.1
December 2021	77.7	63.9	21.6
January 2022	2.2	16.6	-86.7
February 2022	41.8	22.7	84.1
March 2022	18.6	46.0	-59.6
April 2022	195.60	103.6	88.8
May 2022	157.40	123.8	27.1
Total	1918.80	1327.2	44.6

Source : Department of Economics and Statistics, Chennai-6



AGRICULTURE



3. AGRICULTURE
3.1. SOIL CLASSIFICATION

Year: 2021-22

<u>AGASTHEESWARAM</u>		
Sl. No.	Type of soil	Places in District
1	2	3
1	TypicUdipoammenta	Kanniyakumari, Agastheeswaram, Thamaraiikulam, Dharmapuram, Azhagappapuram, Kottaram, Mathusoothanapuram
2	TypicHapludalfs	Kanniyakumari, Thamaraiikulam, Kulasekarapuram, Marungoor, Theroor, Eraviputhoor, Suchindram, Parakkai, Thengamputhur, Vadaseri, Kottaram, Azhagappapuram
3	TypicUnderthents	Kanniyakumari, Agastheeswaram, Kottaram
4	FluventicDystropepts	Thamaraiikulam, Kulasekarapuram, Theroor, Eraviputhoor, Suchindram, Parakkai, Thengamputhoor, Dharmapuram, Nagercoil, Neendakarai. B, Madusothanapuram
5	TypicDyssttropepts	Marungoor, Azhappapuram, Kottaram, Vembanoor
6	UdicRdodudalfs	Dhramapuram, Vadasery, Neendakarai. A, Neendakarai. B, Madusuthanapuram
7	UdicHapludalfs	Dharmapuram, Neendakarai. A, Neendakarai. B
8	AquicHapludalfs	Vadiveeswaram, Nagercoil, Vembanoor

<u>KALKULAM</u>		
Sl. No	Type Of Soil	Places in District
1	2	3
1	TypicDystropets	Kappiarai,Valvachagostam, Thuckalay,Kalkulam, Kothanallur, Aloor,Eraniel,Thalakulam,Kadiyapattanam, Manavalakurichi, ColachelTown, Colachel, Thiruvithamcode, Velimali,Villukuri,Kuruthancode,Lakshmipuram, PadmanabhapuramTown.
2	AquicHapludalfo	Kappiarai, Valvachagostam, Thuckalay, Kalkulam, Kothanallor, Alloor, Eraniel, Thalakulam, Kadiapattinam, Manavalakuichi, ColachelTown, Colachel,Thiruvithamcode, Kurunthancode, Lakshmipuram, PadmanabhapuramTown.
3	UdicEhodudalFs	Kadiyapattinam, Manavalakurchi, ColachelTown, Colachel, Lakshmipuram.
4	UdicHapludalfe	Thuckalay, Aloor, Kadyiapattinam, Velimalai, Kurunthancode.
5	Lithic Udorthents	Kadiapattnam, Manavilakuruchi, Colachel Town, Colachel.
6	FluventicDystripepte	Lakshmipuram
7	TypicUdipsaments	Colachel Town, Colachel, Lakshmipuram

<u>THIRUVATTAR</u>		
Sl. No	Type Of Soil	Places in District
1	2	3
1	TypicDystropets	Attoor, Mecode, Aruvikarai, Thiruvattar, Ponnmanai, Viyannoor, Thumpacodu, Churulacode.
2	AquicHapludalfo	Thirparappu, Churulocode.
3	UdicEhodudalFs	Attor, Mecode, Thiruvattar, Thirparappu, Ponmani, Viyannoor, Churulacode.
4	UdicHapludalfe	Attoor, Thiruvattar, Ponmanai, Thumpacodu.
5	Lithic Udorthents	Mecode.

<u>THOVALAI</u>		
Sl.No	Type Of Soil	Places in District
1	2	3
1	Typic Dyatipspts	Thovalai, Chembagramanputhuoor, Thirupathisaram, Thazhakudy, Annanthapuram, Aralvaimozhi
2	Fluvantic Dystropepts	Thovalai, Chenbagaramanputhuoor, Thirupathisaram, Thazhakudi, Azhagiapandipuram, Ananthapuram
3	Typic Hapludalfs	Thovalai, Chenbagaramanputhur, Thirupathisaram, Thazhakudi, Boothapandy, Esanthymangalam, Chiramadam, Derisanamcopu, Arumanalloor, Erachakulam, Aralvaimozhi
4	Lithic Ustorthents	Chenbagaramanputhuoor, Boothapandy, Eesaanthimangalam, Chiramadam, Derisanamcopu, Azhagiapandipuram, Erachakulam
5	Paralithic Ustorthents	Esaanthimangalam, Cheramadam, Derisanamcopu, Azhagiapandipuram, Erachakulam
6	Hills and forest	Chiramadam
7	Hills	Arumanalloor, Erachakulam
8	Udic Hapludalfs	Thovalai, Derisanamcopu, Arumanalloor, Aralvaimozhi
9	Typic Ustropets	Aralvoimozhi

<u>VILAVANCODE</u>		
Sl.No	Type Of Soil	Places in District
1	2	3
1	TypicDystropepts	Pacode, Vilavancode, Edaicode, Arumanai, Kaliyal, Palugal, Nattalam, Anduicode, Vellamcode, Mancode,
2	Udihapludalfs	Nattalam, Vellamcode.
3	ParlithicUderthents	Vilavancode, Arumanai, Anduicode.
4	AuicHapludalfs	Pacode, Vilavancode, Palugal, Edaicode,Arumanai, Anduicode, Vellamcode,Mancode.
5	Udichepludalfs	Vellamcode.
6	Lithic Udorthents	Vilavancode, Arumanai, Kaliyal, Anduicode, Vellamcode, Mancode.
7	ParalithicDystropepts	Pacode, Palugal, Edaicode, Kaliyal, Anduicode, Moncode,
8	Typic	Arumanai, Vellamcode, Mangodu, Kaliyal
9	MallicDyestopents	Arumanai, Mangodu,Kaliyal

Source : District Statistical Hand Book of Tamilnadu

<u>KILLIYOOR</u>		
Sl.No	Type Of Soil	Places in District
1	2	3
1	TypicDystropepts	Kollamcode, Ezhudesam,Painkulam,Arudesam,Methukummal, Kunnathoor, Nalloor, Keezhmidalam,Midalam, Keezhkulam, Killiyoor, Kulapuram,Palloor.
2	Udihapludalfs	Kollemcode, Ezhudesam,Painkulam,Arudesam, Methukummal, Kunnathoor, Nalloor, Kezhmidalam, Killiyoor, Kulapuram.
3	ParlithicUderthents	Kollemcode, Ezhudsam, Painkulam,Arudesam, Kulapuram.
4	AuicHapludalfs	Kollemcode, Painkulam,Arudesam, Methukummal,Kunathoor, Nalloor, Midalam, Keezhkulam, Killiyoor,Kulapuram, Palloor
5	Udichepludalfs	Nalloor.
6	Lithic Udorthents	Nalloor.

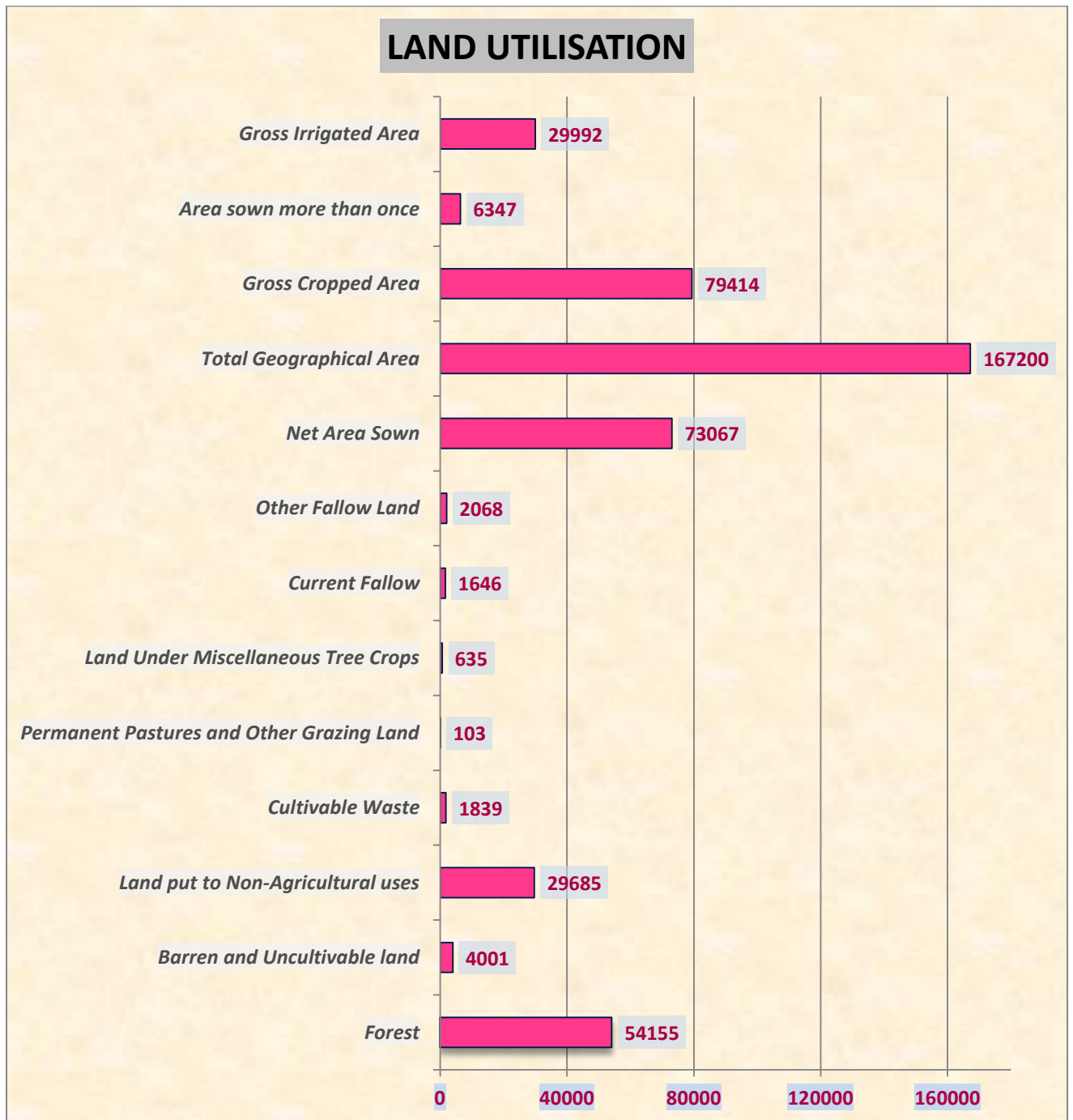
Source : District Statistical Hand Book of Tamilnadu

3.2 LAND UTILISATION (Area in Hectares)

Year: 2021-22

Sl. No.	Classification	Thovalai	Agastheeswaram	Rajakkamangalam	Kurunthancode	Thuckalay
1	2	3	4	5	6	7
1	Reserve Forest	20856	795	-	813	291
2	Barren and Uncultivable land	1658	535	463	135	709
3	Land put to Non-Agricultural uses	5696	4939	4644	2571	3309
4	Cultivable Waste	143	613	420	79	2
5	Permanent Pastures and Other Grazing Land	2	101	-	-	-
6	Land Under Miscellaneous Tree Crops and Groves not included in Net Area Sown	97	34	87	126	18
7	Current Fallow	380	95	106	210	227
8	Other Fallow Land	394	325	224	122	50
9	Net Area Sown	7681	6745	7629	7147	9074
10	Total Geographical Area	36907	14182	13573	11203	13680
11	Gross Cropped Area	9997	8681	8635	7676	9472
12	Area sown more than once	2316	1936	1006	529	398
13	Gross Irrigated Area	6477	6938	5174	3357	2986

Source : 'G' Return Fasli 1431 (2021-22)



3.2 LAND UTILISATION (Area in Hectares)**Year: 2021-22**

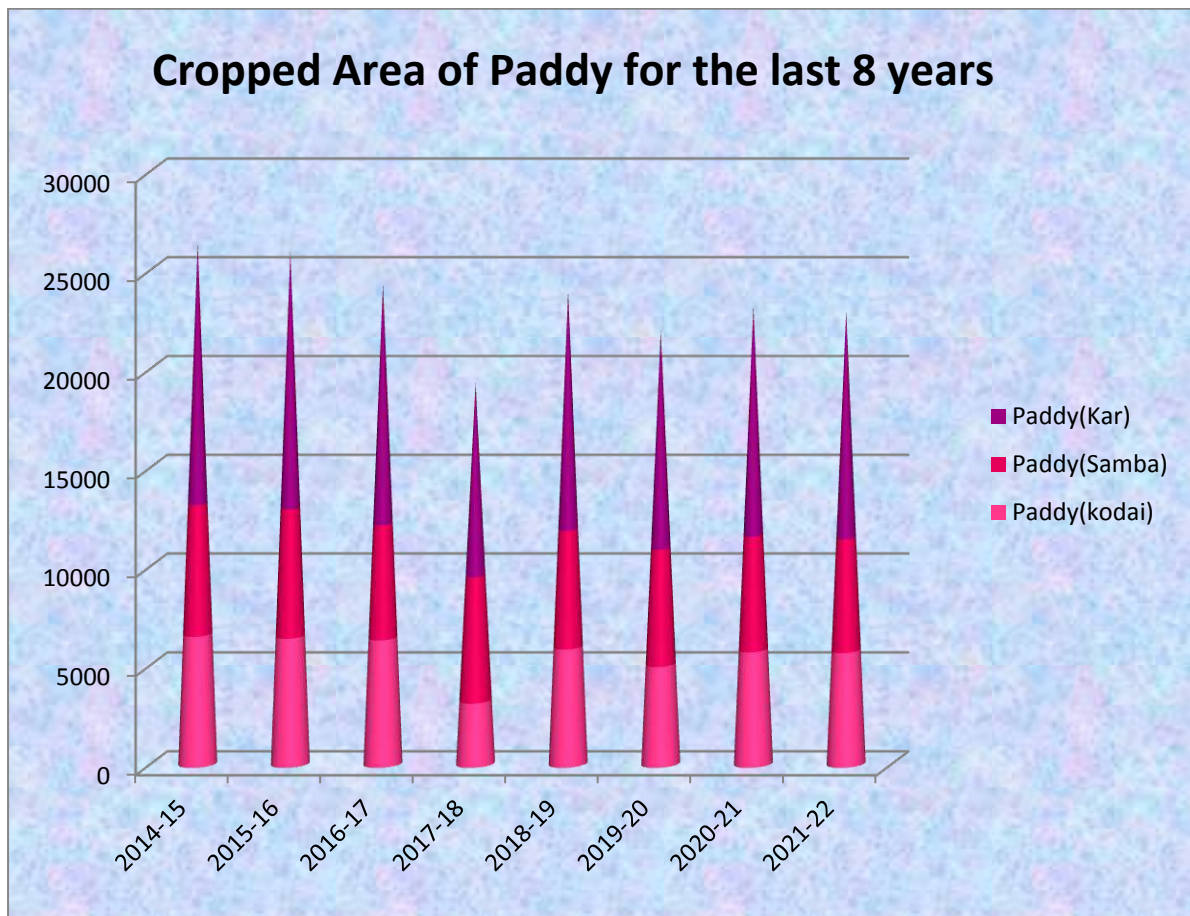
Sl.No	Classification	Thiruvattar	Munchirai	Melpuram	Killiyoor	District Total
1	2	3	4	5	6	7
1	Forest	19704	-	11696	-	54155
2	Barren and Uncultivable land	241	33	91	136	4001
3	Land put to Non-Agricultural uses	2104	1422	3260	1740	29685
4	Cultivable Waste	38	179	365	-	1839
5	Permanent Pastures and Other Grazing Land	-	-	-	-	103
6	Land Under Miscellaneous Tree Crops	71	47	64	91	635
7	Current Fallow	152	88	7	381	1646
8	Other Fallow Land	14	355	23	561	2068
9	Net Area Sown	12156	5077	11682	5876	73067
10	Total Geographical Area	34480	7201	27189	8785	167200
11	Gross Cropped Area	12241	5099	11690	5922	79413
12	Area sown more than once	85	22	8	46	6346
13	Gross Irrigated Area	1499	800	1227	1535	29993

Source : 'G' Return Fasli 1431 (2021-22)

Comparison of Cropped area of Paddy for the last 8 years.

Year:2021-22

SI.NO	Crop	2014-15	2015-16	2016-17	2017-18	2018-19	2019-20	2020-21	2021-22
1	Paddy(Kar)	6564	6472	6382	3204	5925	5044	5779	5742
2	Paddy(Samba)	6610	6485	5774	6310	5953	5877	5795	5700
	Paddy(Kodai)				114	77	49	3	19
3	Total(Paddy)	13175	12957	12156	9628	11955	10970	11577	11461



3.3. AREA AND PRODUCTION OF CROPS

Year: 2021-22

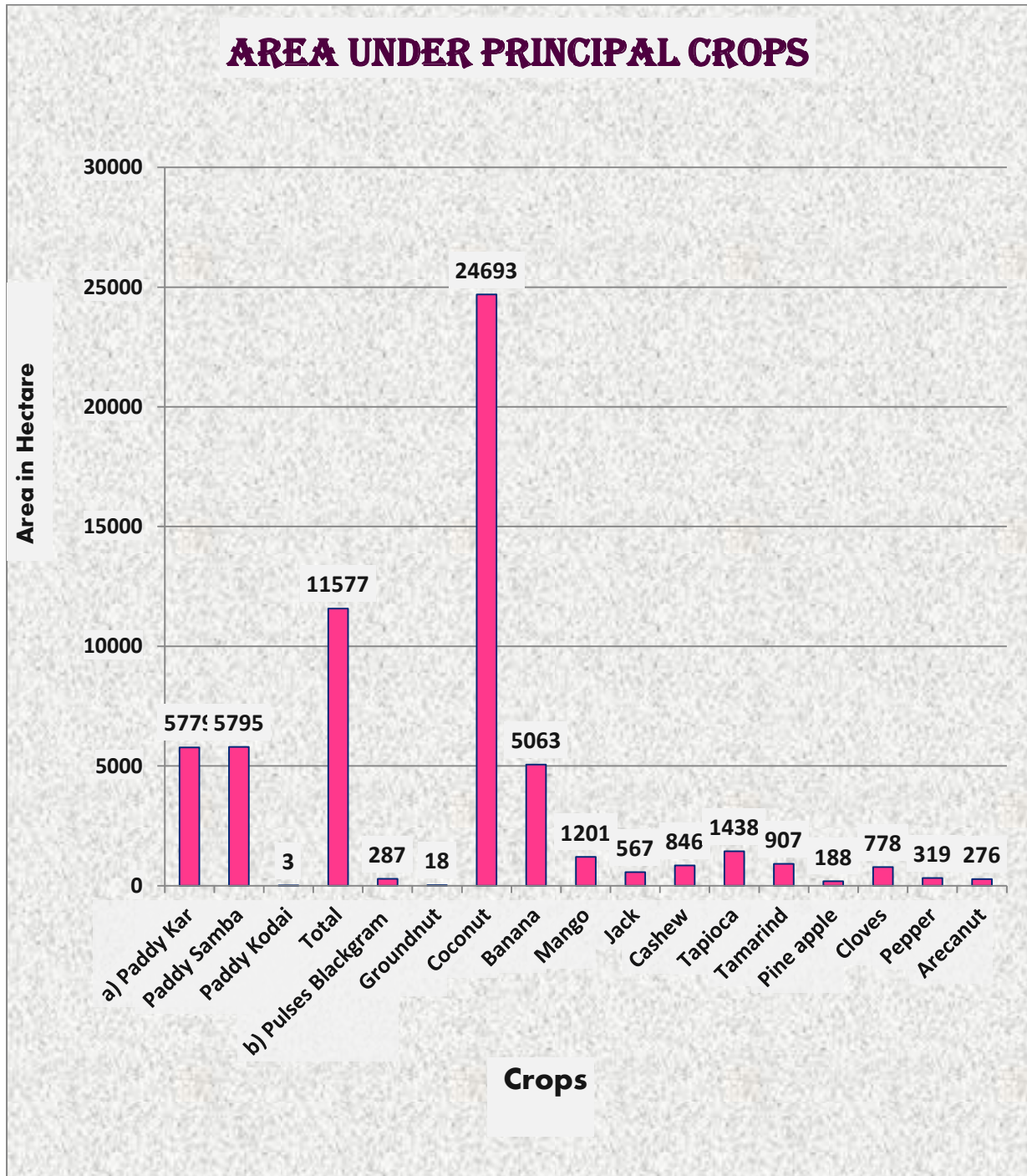
Sl.No.	Crops	Area (Hec)	Production in Tonnes	Average yield Rate Kg./hec.
1	2	3	4	5
A.FOOD GRAINS:Cereals& Millets				
1	Paddy Kar	5742	22655	3945 (Rice)
	Paddy Samba	5700	20501	3597(Rice)
	Paddy Kodai	19	72	3789(Rice)
	Combined	11461	43228	3772 (Rice)
2	Banana	4930	115244	23376
3	Pine Apple	173.5	6670	38444
4	Coconut	24830	2591(in Lakh nuts)	10435(nuts/Ha)
5	Arecanut	278	147(cured nuts)	528(cured nuts)

Source: G-Return (2021-22) & CES and F&V (2021-22)reports

Year: 2020-21

Sl.No.	Crops	Area (Hec)	Production in Tonnes	Average yield Rate Kg./hec.	
1	2	3	4	5	
A.FOOD GRAINS:Cereals& Millets					
	a) Paddy Kar	5779	26533	4591(Rice)	
	Paddy Samba	5795	22207	3832(Rice)	
	Paddy Kodai	3	12	4120(Rice)	
	Combined Total	11577	48752	4211(Rice)	
	b) Pulses Blackgram	287	198	691	
B.OIL SEEDS					
2	Groundnut	17	36	2142	
	Coconut	24693	2316(in lakh nuts)	9381(nuts/Ha)	
C.FRUIT'S & VEGETABLES					
3	Banana	5063	127537	25189	
	Mango	1201	4649	3869	
	Jack	567	8505	15020	
	Cashew	846	254	300	
	Tapioca	1438	61151	42547	
	Tamarind	907	2793	3079	
	Pine apple	188	13436	71560	
	SPICES				
		Cloves	778	755	970
		Pepper	319	70	219
	Arecanut	276	183(cured nuts)	663(cured nuts)	

Source: Season and Crop Report of Tamilnadu (2020-21)



3.4. AGRICULTURAL IMPLEMENTS AND MACHINERY

Year: 2021-22

Sl.No.	ITEM	Year 2004 (In number)
1	2	3
1	MANUALLY OPERATED IMPLEMENTS	
	a. Seed cum fertilizer drill	-
	b. Interculture equipment	11
	c. Rice planter	3
	d. Thresher	130
2	ANIMAL OPERATED IMPLEMENTS	
	a. Winnower	23
	b. Wooden plough	878
	c. Steel plough	72
	d. Cultivator	26
	e. Disk Harrow	48
	f. Seed fertilizer drill	2
	g. Leveller	78
	h. Wet land puddler	86
	i. Sugarcane crush	1
	j. Cart	150
k. Ghanis	56	
3	PLANT PROTECTION EQUIPMENTS SPRAYERS/ DUSTERS OPERATED BY	
	a. Manual	75
	b. Power	24
	c. Tractor	-
	d. Manual	14
e. Animal	-	
4	IRRIGATION EQUIPMENTS (Water lifting devices)	
	a. Diesel Engine	87
	b. Electric pump	330
	c. Drip	6
	d. Sprinklet	4
TRACTOR AND OTHER POWER OPERATED IMPLEMENTS		

5	a. Agricultural power tillers	7
	b. Agricultural tractors(wheeled)	85
	c. Crawler tractor	12
	d. Mould Board plough	12
	e. Cultivator	29
	f. Disc harrow	22
	g. Rotavator	-
	h. Seed fertilizer drill	1
	i. Planter	-
	j. Leveller	1
	k .Potato diggers	-
	l. Combined harvester tractor operated	2
	m. Combined harvester self propelled	-
	n. Trailers	24
	o. Power operated paddy thresher	35
	p .Power operated wheat thresher	-
	q. Power operated Multi crops	-
	r. Maize sheller	1
	s. Sugarcane crusher	-
	t. Reapers	1
u. Rice planter	-	
6	EQUIPMENTS FOR LIVESTOCK AND POULTRY	
	a. Incubators/ Breeders	2
	b. Milking machine	3
	c. Hay harvesting machine(Straw reaper)	10
	d. Hay harvesting machine(Forage harvester)	8
	e. Stationary baler	-
	f. Chaff cutter(Manually)	33
	g. Chaff cutter(Animal operated)	-
h. Chaff cutter(Power operated)	-	
7	HORTICULTURE TOOLS	
	a. Hand tools	14436
	b. Power operated tools	-

3.5. NUMBER AND AREA OF OPERATIONAL LAND HOLDINGS

Year: 2015-16

Size Class of Holdings (Hectares)	Number of Operational Holdings					Area operated(Hectares)				
	S.C.	S.T.	OTHERS	INSTITUTIONAL	TOTAL	S.C.	S.T.	OTHERS	INSTITUTIONAL	TOTAL
1	2	3	4	5	6	7	8	9	10	11
Below 0.5	2313	37	419708	3246	425304	282.744	3.54	48724.927	528.596	49539.807
0.5- 1.0	97	1	15494	421	16013	69.473	0.51	10555.351	285.625	10910.959
Marginal	2410	38	435202	3667	441317	352.217	4.05	59280.278	814.221	60450.766
1.0-2.0	48	0	4712	228	4988	65.343		6306.668	310.098	6682.109
Small	48	0	4712	228	4988	65.343		6306.668	310.098	6682.109
2.0 –3.0	3	0	1212	109	1324	7.335		2861.966	264.33	3133.631
3.0-4.0	0	0	444	43	487	0		1520.02	149.867	1669.887
Semi-Medium	3	0	1656	152	1811	7.335	0	4381.986	414.197	4803.518
4.0-5.0	2	0	236	26	264	8.82		1033.776	118.255	1160.851
5.0 –7.5	0	0	234	33	267	0		1371.087	203.445	1574.532
7.5-10.0	0	0	116	15	131	0		975.696	131.51	1107.206
Medium	2	0	586	74	662	8.82	0	3380.559	453.21	3842.589
10.0-20.0	0		100	15	115			1257.067	205.545	1462.612
20.0 and above	0		48	22	70			1690.813	2771.285	4462.098
Large	0		148	37	185	0	0	2947.88	2976.83	5924.71
All Sizes	2463	38	442304	4158	448963	433.715	4.05	76297.371	4968.556	81703.692

Source : Agricultural Census 2015-16

3.6.CONSUMPTION OF CHEMICAL FERTILISERS AND PESTICIDES

Year:2021-22

Fertilisers (in '000' Tonne)				Pesticides		Urea ('000' Tonne)
Nitrogenous	Phosphatic	Pottassic	Total	Dust	Liquid	
(N)	(P2 O5)	(K2 O)	(NPK)	(M.T)	(Lit.)	
1	2	3	4	5	6	7
9210	8886	5730	23826	9.28	6330	7285

Source : Joint Director, Agriculture, Nagercoil

3.7. REGULATED MARKETS

Year:2021-22

Sl.No	Regulated Markets	No. of Sub Regulated Markets	Quantity arrivals ('in M.T.') (Product wise)		Receipts (Rs.in Lakhs) (Product wise)	
	1	2	3		4	
1	Regulated Market, Vadasery, 612 Trivandrum Road,Nagercoil	-	1.Coconut	3250.19	Coconut	6.41
2	Regulated Market,Rajakkamanglam Eathamozhi& Post	-	2. Cashewnut	1958.06	Cashewnut	84.37
3	Regulated Market, Periyapalli Salai, ThingalNager, Neyyoor Post	-	3.Tamarind	26.15	Tamarind	0.26
4	Regulated Market, Marthandam, Gnaramvilai, Pacode Post	-	4.Tapioca	106.00	Tapioca	0.53
5	Regulated Market, Kaliakkavilai, Kozhivilai Junction, Kulapuram Post	-	5.Paddy	2702.64	Paddy	1.95
6	Regulated Market, Oothukuzhivilai, Kulasekharam& Post	-	11.Rubber	8881.13	Rubber	101.97
			12.Groundnut	8.01	Groundnut	0.05
	Total	-		16932.18		195.54

Source: Secretary (G), Kanniyakumari Market Committee, Nagercoil.

3.8 CROP INSURANCE SCHEME

Year : 2021-22

Sl.No	Notified Crops	No.of Farmers	Premium amount collected (in Lakhs)	No of Beneficiaries received 2019-20 compensation	Compensation amount sanctioned during 2019-20 (Rs.in Lakhs)
1	Paddy	3832	14.29	3309	247.43
2	Banana	127	2.12872	Nil	Nil
3	Tapioca	37	0.19027	Nil	Nil
4	Blackgram	17	0.0079	0	0
Total		4013	16.61689	3309	247.43

Source: District Central Co-operative Bank Ltd., Kanniyakumari

3.9 SERICULTURE

Year :2021-22

Sl.No.	Name of the block	Area under Mulberry (in Acre)	Production of Cocoons (in Kg)	Value in Rupees
1	2	3	4	5
1	Agastheeswaram	28.50	13680	4240800
2	Rajakkamangalam	11.25	5586	1787520
3	Thiruvattar	10.50	5209	1588745
4	Kalkulam	9.00	4437	1331100
5	Thovalai	27.00	13002	3770580
Total		86.25	41914	12718745

Source : Assistant Director of Sericulture, Konam, Nagercoil



IRRIGATION



4. IRRIGATION**4.1 SOURCES OF WATER SUPPLY –BLOCKWISE**

Year:2021-22

Sl.No	Name of the Block	Canals		Wells used for irrigation purpose only Dug open	Tube Wells	Wells used for Domestic Purpose only	Reservoirs	Tanks (Nos.)
		Number	Length (Kg)					
1	2	3	4	5	6	7	8	9
1	Thovalai	6	97	284	81	1402	1	272
2	Agasteeswaram	17	28	547	497	1988	0	134
3	Rajakamangalam	19	35	347	1190	3146	0	113
4	Kurunthancode	1	132	508	45	3334	0	592
5	Thuckalay	3	92	51	3	3651	0	329
6	Thiruvattar	3	35	21	0	2329	2	296
7	Melpuram	2	28	6	5	7346	2	323
8	Killiyoor	0	58	184	43	3215	0	361
9	Munchirai	2	35	90	32	3405	0	203
Total		53	540	2038	1896	29816	5	2623

Source : G Return Fasli 1431 (2021-22)

4.2. ACTUAL AREA IRRIGATED BY SOURCE**(Area in Hectares)****Year:2021-22**

Source	Number	Area Irrigated	
		Net	Gross
1	2	3	4
<u>I. Surface Water:</u>			
1. Canals			
i. Government Canals	53	7887	9401
ii. Private Canals		-	-
2. Tanks			
i. Large	41	770	1129
ii. Small	2582	9385	12872
3. Flow Irrigation			
i. Major and Medium	-	-	-
ii. Minor	-	-	-
4. Lift Irrigation			
i. Major and Medium	-	-	-
ii. Minor	-	-	-
5. Ponds			
i. Lift Irrigation	-	-	-
ii. Minor	-	-	-
6. Other sources			
i. Lift Irrigation	-	-	-
ii. Flow Irrigation	-	-	-
<u>II. Ground Water</u>			
i. Public			
ii. Private Tube wells	1896	3067	3230
iii. Dug wells	2038	3301	3361
others	-	-	-
Total	3934	24410	29993

Source : G Return Fasli 1431 (2021-22)

4.3 AREA IRRIGATED BY CROPS

Year:2021-22

Sl.No.	Crop	Area(in Hect.)	Irrigated Area
1	2	3	4
1	Paddy	11461	11461
	Other Cereals	-	-
2	Pulses	347	58
1	Spices and condiments		
	1. Arecanut	278	75
	2. Cardamom	19	-
	3. Chillies	-	-
	4. Ginger	3	1
	5. Pepper	322	7
	6. Nutmeg	94	-
	7. Cloves and Cinnamon	782	10
	8. Curry leaves	5	1
	9. Tamarind	915	1
4	Sugar Crops	714	5
5	Fruits and vegetables	9176	5425
6	Fibre Crops	-	-
7	Food oil crops		
	a)Ground nut	10	-
	b) Gingely	1	1
	c) Coconut	24830	10339
8	Non food oil crops		
	a) Neem	26	1
	b) Punnai	45	-
9	Medicinal crops		
	a) Coffee	65	4
	b) Tea	214	7
	c) Betal wine	7	4
	d) Cocoa	97	25
	e) Vanila	1	-
	f)Thulasi	5	5
	G)others	3	-
10	Manure crops	1288	-
11	Flowers	113	89
12	Grove varieties	239	1
13	Other varieties		
	a) Rubber	28332	2463
	b)Mulberry	5	4
	c) Elavan/ Ulagu	2	-
	d)Others	14	6
	TOTAL	79413	29993

Source : G Return Fasli 1431 (2021-22)



4.4 DETAILS OF DAMS, TANKS, WELLS AND BORE WELLS

Year:2021-22

Sl. No	Name of the Block	Dams					Tanks			
		Catchment area	Water spread area	Height	Capacity (Million Cubic feet)	Length of canals	Water spread area	Capacity	Height	Length of canals
1	2	3	4	5	6	7	8	9	10	11
1	Peachipparai	207.2	141.17	48	4350	-	-	-	-	-
2	Perunchanni	160.2	48.65	77	2890	-	-	-	-	-
3	Chittar I	22.01	2.93	18	393	-	-	-	-	-
4	Chittar II	26.15	4.14	18	600	-	-	-	-	-
5	Poigai	7.37	78.03	42.7	104.85	-	-	-	-	-
6	Mampazhathurai yaru	-	-	54.12	44.54	-	-	-	-	-
7	Agastheeswaram Block	-	-	-	-	28	-	-	-	-
8	Rajakamangalam	-	-	-	-	35	-	-	-	-
9	Thovalai	-	-	-	-	97	-	-	-	-
10	Kurunthancode	-	-	-	-	132	-	-	-	-
11	Thuckalay	-	-	-	-	92	-	-	-	-
12	Thiruvattar	-	-	-	-	35	-	-	-	-
13	Munchirai	-	-	-	-	35	-	-	-	-
14	Killiyoor	-	-	-	-	58	-	-	-	-
15	Melpuram	-	-	-	-	28	-	-	-	-

Source : G Return Fasli 1431 (2021-22)

ANIMAL HUSBANDRY



5. ANIMAL HUSBANDRY**5.1 Livestock Population****Year: 2021-22**

Sl.No	Classification	Numbers
1	Cow	70371
2	Buffaloes	1409
3	Sheep	224
4	Goat	108901
5	Poultry	934575
6	Pig	1502
Total		1116982

Source : Joint Director, Animal Husbandry

5.2 VETERINARY INSTITUTIONS AND ANIMALS TREATED**Year: 2021-22**

Sl.No	Name of the District	Veterinary Institutions				Sub-Centers	Other Units		Animal Treated	Castration Performed
		Poly-Clinic	Hospitals	Dispensaries Pet Clinic	Clinician Centers		Animal disease investigation unit	Mobile Unit		
1	Kanniyakumari	1	2	49	Nil	15	1	2	865530	912

Source :Joint Director, Animal Husbandry

5.3. NUMBER OF VETERINARY HOSPITALS**Year:2021-22**

SL.NO	Name of the District	Number of	
		Government Hospitals	Private Hospitals
1	Kanniyakumari	3	12

Source :Joint Director, Animal Husbandry

5.4 DAIRY DEVELOPMENT

Year:2021-22

Name of the District	Name and address of milk societies	Item	Quantity of milk Supplied per day	Value of milk Supplied (In Rs.)
(1)	(2)	(3)	(4)	(5)
Kanniyakumari	Y.152.Mylady	General	655	19650
	Y.153 Kulasekarapuram	General	155	4650
	TYD.93 Agastheeswaram	General	1520	45600
	3960. Aralvaimozhi	General	3800	114000
	Y.39 Navalkadu	General	85	2550
	TYD.337 Arumanallur	General	220	6600
	VRD 277. Peyode	General	175	5250
	Y.207. Peruvalam	General	100	3000
	VRD 431 Pallivilai	General	750	22500
	TYD 226 South Thamaraikulam	General	2725	81750
	TYD 308 Suchindram	General	900	27000
	3268 Marungoor	General	525	15750
	Y. 155 Thoivalai	General	725	21750
	Y. 34 Derisanamcope	General	1267	38010
	Y. 168 Erachakulam	General	335	10050
	Y. 278 Arasarkonam	General	1210	36300
	VRD 77. Periyasamy Pandiyan MPSC	General	1500	45000
	Y. 56 Azhagappapuram	General	340	10200
	KYD 2 Lekshnipuram MPCS	General	100	3000
	KYD 37. Ayyavaikundar Women MPCS	Women	120	36000
	Y. 22Vellamadam MPCS	General	900	27000
	TYD 190. Thiruppathisaram MPCS	General	80	2400
Y.81 Thazhakudi MPCS	General	780	23400	
Kanniyakumari	VRD 446. Monikettipotai MPCS	General	4800	144000
	Y.102 .Perunselvavilai MPCS	General	1550	46500
	KYD. 89 Melakrishnapudur MPCS	General	100	3000
	Y9. North Thamaraikulam MPCS	General	250	7500
	TYD. 59 Nallur MPCS	General	394	11820
	TYD 138. Andarkulam MPCS	General	135	4050
	KYD 23 Rajavoor Women MPCS	Women	70	2100
	TYD 92. Kattupudur MPCS	General	90	2700
	KYD. 14 Rathinapuram Thidal MPCS	General	195	5850
	KYD1 Senbagaramanputhur, MPCS	General	450	13500
	Y, 154 Putheri, MPCS	General	75	2250
	VRD.480 South Sooranguadi, MPCS	General	370	11100
	VRD 76 Puuthalam, MPCS	General	1010	30300
	Y249, Kattathurai, MPCS	General	750	22500
	Y 124. Mulagumoodu, MPCS	General	3250	97500
	TYD 87. Thiruvithancode, MPCS	General	1200	36000
	Y 36 Neyyoor Mekankarai, MPCS	General	450	13500
Y276 Manavalakurichi, MPCS	General	850	25500	

TYD 155 Karuparai, MPCS	General	650	19500
VRD 81.St.Palavilai, MPCS	General	60	1800
TYD 83 Kadayal, MPCS	General	70	2100
TYD 160. Muzhucode MPCS	General	60	1800
KYD 80 Kuzhichal, MPCS	General	75	2250
VRD 62 Kotturkonam, MPCS	General	525	15750
VRD 118 Appicode, MPCS	General	4750	142500
TYD 171 Karungal, MPCS	General	120	3600
TYD 232 Thuckalay, MPCS	General	200	6000
VRD 101 Attur Harizan, MPCS	General	0	0
VRD 86 Palliyadi, MPCS	General	35	1050
VRD 172 Kaliyakavilai, MPCS	General	0	0
Total	General	41501	1245030

Source : DR, Dairy Development, Nagercoil

5.5 POULTRY DEVELOPMENT

Year : 2021-22

SL.NO	Name of the place	Broiler(No's)	Layer(No's)
1	Aralvaimozhi	100000	
2	Rajakkamangalam	8000	1200
3	Erumbukadu	58000	
4	Shenbagaramanputhur	49000	
5	Kozhikottupothai	41400	
6	Athalavilai	35000	
7	Athanimarkulam	800	
8	Therisanamcope	13400	
9	Athikattuvilai	106000	
10	South Thamaraikulam	46400	
11	Dharmapuram	106600	
12	Vellichanthai	7500	
13	Manavalakurichi	5000	
14	Paraseri	8000	
	Total	585100	1200

SL. NO.	Species	Poultry Production		No.of birds as on 31.3.2021
		Egg Production (in lakh nos)	Meat Production (in '000 tonnes)	
1	Broiler	-	745272	564600
2	Layer	391457	-	42069

Source : JD, Animal Husbandry

5.6 FISHERIES DEVELOPMENT AND PRODUCTION (P)

Year : 2021-22

Name and Address Of Fishing centers	Inland Fish Catch (Tonne)	Marine Fish Catch (Tonne)	Number of Fisherman engaged
Arockiapram to Neerodi (42 Centres)	NIL	81140.00	31140
All Reservoirs and Tanks	7586.698	-	19520

Source: Assistant Director of Fisheries, Kanniyakumari

BANKING AND INSURANCE



6. BANKING AND INSURANCE**6.1 Commercial Banks****Year:2021-22**

Item	Deposits (in Crores)	Advances (in Crores)	Credit Deposit Ratio (in %)
Consolidated report of Banks in Kanniyakumari Dt including RRB and Co-op.Banks	15627.81	16899.85	108.1

Source : Lead Bank, Indian Overseas Bank.

Sl.No	Name of the Bank	Deposit (in crores)	Advances (in Crores)	CRD (in %)
1	Bank of Baroda	216.72	276.43	127.6
2	Bank of India	42.61	38.26	89.8
3	Bank of Maharashtra	76.69	127.06	165.7
4	Canara Bank	2129.55	2758.15	129.5
5	Central Bank of India	436.71	279.23	63.9
6	Indian Bank	1711.13	1343.13	78.5
7	Indian Overseas Bank	2318.56	2840.13	122.5
8	Punjab National Bank	482.61	622.81	129.1
9	State Bank of India	3286.46	3163.56	96.3
10	UCO Bank	327.56	327.16	99.9
11	Union Bank of India	489.47	584.9	119.5
12	Axis Bank Ltd	418.07	254.64	60.9
13	Catholic Syrian Bank Ltd	118.67	177.89	149.9
14	City Union Bank Ltd	187.63	261.89	139.6
15	Dhanalakshmi Bank Ltd	90.23	173.26	192.0
16	Federal Bank	332.45	290.13	87.3
17	HDFC Bank Ltd	549.13	566.31	103.1
18	ICICI Bank Ltd	862.17	1086.31	126.0
19	Karnataka Bank Ltd	138.13	332.89	241.0
20	Karur Vysya Bank Ltd	203.87	237.23	116.4
21	Lakshmi Vilas Bank Ltd	124.08	238.14	191.9
22	South Indian Bank	173.32	123.13	71.0
23	Tamilnad Mercantile Bank Ltd	351.48	254.61	72.4
24	Tamilnadu Grama Bank	82.23	57.23	69.6
25	KDCC	287.26	218.79	76.2
26	Taico bank	84.23	73.78	87.6
27	THIC	106.79	192.8	180.5
Total		15627.81	16899.85	108.1

Source : Lead Bank, Indian Overseas Bank

6.2 INSURANCE SCHEME

Year :2021-22

Name of the Insurance		No.of Branches	Policies Issued	Sum Assured (Crores)	No.of Beneficiaries	Amount paid as compensation (Lac)
(1)	(2)	(3)	(4)	(5)	(6)	(6)
LIC of India	4	32574	993.68	48990	4217.2	
Satelite Offices	4					
PLI	268	2271	118.76	2067	88273	
RPLI	268	6480	166.44	6109	1279.50	
The New India Assurance Co-Ltd, Nagercoil	6	40375	35000	5167	2467.240	
The Oriental Insurance Co.Ltd	4	14500	160	60500	649.76	
National Insurance	1branch+ 1 bussiness center	22010	3575	775	541.68	
United India Insurance	7	13239 4	155.36	132394	2293.29	
HDFC ERGO General Insurance Company	1	8665	958	5619	83.83	
SBI Life Insurance	Individual Policy	3	7772	716.248	7378	2.186
	Group Policy	3	7178	948.556	7178	554.48
BAJAJ Allianz	1	157	4.64	132	56	
TATA AIA Life Insurance Co-Ltd.,	1	375	18.70	11	20	

Source : Concerned Insurance Companies



CO-OPERATIVE SOCIETIES





7.1 CO-OPERATIVE SOCIETIESYear: 2021-22
(in lakhs)

Sl. No	Type of Society	No. of Societies	Membership	Share Capital (in lakhs)	Working Capital (in lakhs)	Loan (Rs.in Lakhs)			No. Of Employees
						Advanced	Out standing	Overdue	
1	Primary Agri. Coop Credit Society	115	497897	8158.40	154093.20	128102.96	141522.30	4796.74	573
2	Student Co-operative Stores	4	11046	0.62	6.33	0	0	0	2
3	Employment Cooperative Credit Society	40	21457	5766.16	37339.97	13688.48	24769.68	365.6	70
4	Labour Contract Cooperative Society	4	3053	0.64	69.2	0	0	0	5
5	Central Coop. Bank 1	1 (24 branches)	515	5710.20	152122.01	142696.8	114496.00	46225.96	159
6	Primary Coop Agri & Rural Dev. Bank	5	22692	176	2836.23	4967.68	3259.24	353.48	23
7	Coop. Urban Banks (Peoples Coop)	1	14150	63.75	2797.76	3194.86	1144.06	115.26	4
8	Urban Credit Societies	3	10065	523.15	3961.21	3117.92	5484.89	168.36	11
9	Primary Cooperative Stores	12	10395	3.16	205.44	0	0	0	34
10	Agri Producers Coop Marketing .Socs	3	19308	30.27	2467.97	1115.33	530.3	39.55	15
11	Coop. Training Institutions	1	0	0	0	0	0	0	1
12	District Coop. Union	1	0	0	0	0	0	0	1
13	Non Agricultural Credit Society – MPCS	1	655	6.58	55	0	49.66	4.65	1
14	Coop Printing Press	1	516	18.43	18.43	0	0	0	21
15	Coop Wholesale Store	1	765	12.19	0	0	0	0	0
Total		193	612514	20469.55	355972.8	296884	291256.1	52069.6	920

Source : Joint Registrar of Co-operative Societies, Nagercoil.

CIVIL SUPPLIES



8. CIVIL SUPPLIES**8.1 Fair Price Shops**

Year: 2021-22

Sl.No.	Name of the District	No. of Shops									
		T.N.C.S.C Ltd.		Co-Operative		Women FPS/Others		others		Total	
		Full Time	Part Time	Full Time	Part Time	Full Time	Part Time	Full Time	Part Time	Full Time	Part Time
1	Kanniyakumari	102	39	447	121	23	0	37	10	609	170

8.2 QUANTUM OF ESSENTIAL COMMODITIES DISTRIBUTED AND THEIR RETAIL PRICES

Year:2021-22

Sl. No	Name of the Commodity	Issue Price per (Kg.)	PHH & NPHH Cards				AAY Cards	OAP Cards	ANP Cards			
			Scale of Supply (PHH Cards)		Scale of Supply (NPHH Cards)					Scale of Supply	Scale of Supply	Scale of Supply
			No of units / members (nos.)	Original Sacle of Supply (kg)	No of units / members (nos.)	Original Sacle of Supply (kg)						
1	2	3	4	5	6	7	8	9	10			
1	Rice	Priceless Rice	1	12	1	12	35 kg	5 kg	10 kg			
			1.5	16	1.5	16						
			2	16	2	16						
			2.5	20	2.5	20						
			3 & 4	20	3 & 4	20						
			5 to 9	25 to 45	5 to 9	20						
			10 & above	50	10 & above	20						
2	Sugar	Rs.25 for Other cards Rs.13.50 for AAY Cards	Rice card		Sugar Option card		Unitwise supply like PHH cards	No Supply	No Supply			
			1 member	1/2 kg	3.5 kg							
			2 members	1 kg	4 kg							
			3 members	1.5 kg	4.5 kg							
			4 members & above	2 kg	5 kg							
3	Wheat	Priceless Wheat	In District Head Quarter - 10 kg per card In Other Area - 5 kg per card				Unitwise supply like PHH cards	No Supply	No Supply			
4	Toor Dal	Rs.30/-	1 kg per card									
5	Palm Oil	Rs.25 / Litre	1 pocket per card									

6	Kerosene	Rs. 20 to Rs. 15.60	Cards with no cylinder can get 3 to 10 litres depending on location			
			Cards with single cylinder can get 3 litres irrespective of location			
			For district head quarters card	- 10 litres per		
			For Municipality card	- 6 litres per		
			For Townships or town panchayat card	- 5 litres per		
			For village panchayat card	- 3 litres per		
			For leftout cards	- 3 litre per card		

Source: District Supply Office, Nagercoil.

8.3 NO.OF RATION CARDS

Year:2021-22

Sl.No	Details	No.of Ration Cards
1	2	3
1	Rice	504946
2	AAY	62826
3	Sugar option cards	2209
4	None cards	306
5	Police and Forest cards	1816
6	OAP	2491
7	ANP	39
District Total		574633

Source: District Supply Office, Nagercoil.

8.4 QUANTITY SUPPLIED

Year:2021-22

Sl.No	Items	Quantity Supplied (Allotment and supply)		Average per Months (Allotment and Supply)	
		3	4	5	6
1	Rice (Tonne)	156331.353	145950.951	13027.61275	12162.57926
2	Sugar (Tonne)	8302.627	7738.879	691.88558	644.90655
3	Toor Dal (Tonne)	5306.350	4276.387	442.19583	356.36562
4	Kerosene (Kilo Litre)	2798.806	2698.889	233.23383	224.90738
5	Wheat (Tonne)	10832.232	10206.12899	902.686	850.51075
6	Palm oil (Kilo Litre)	6186.717	5973.27526	515.55975	497.77294

Source: District Supply Office, Nagercoil

8.5 NO. OF L.P.G. CONNECTIONS

Year:2021-22

Sl.No.	Name of the Agencies	No of Agencies	No.of L.P.G. Connections		
			Single	Double	Total
1	2	3	4	5	
1	Indane Gas	22	239637	146437	386074
2	Bharat Gas	8	58847	45591	104438
3	Hp Gas	4	46342	31235	77577
	Total	34	344826	223263	568089

Source: Concerned Gas Agencies.

8.6 NO. OF PERSONS WAITING FOR L.P.G. CONNECTIONS

Year:2021-22

Sl.No	Name of the Blocks/Municipalities	Government L.P.G. Connections		Private L.P.G. Connections	
		Single	Double	Single	Double
1	2	3	4	5	6
NIL					

Source: Concerned Gas Agencies.

COMMUNICATION



9. COMMUNICATION**9.1 POST OFFICES DOING POSTAL BUSINESS ONLY**

Year:2021-22

Sl.No	Name of the Blocks/Municipalities	Post Office doing Postal business Only(Nos.)
1	2	3
Blocks		
1	Agastheeswaram	33
2	Rajakkkamangalam	17
3	Kurunthancode	27
4	Thovalai	24
5	Killiyoor	25
6	Thuckalay	25
7	Melpuram	35
8	Munchirai	9
9	Thiruvattar	23
Name of Corporation / Municipalities		
10	Nagercoil	25
11	Colachel	2
12	Padmanabhapuram	3
13	Kuzhithurai	9
14	Kollencode	11
	District Total	267

Source : Senior Superintendent of Head Post Office, Nagercoil

9.2 POST OFFICE DOING POST AND TELEGRAPHIC BUSINESS

Year:2021-22

Sl. No.	Name of the Blocks/Municipalities	Post Office doing postal & Telegraphic Branches (Nos.)
1	2	3
Blocks		
1	Agastheeswaram	-
2	Rajakkamangalam	-
3	Kurunthancode	-
4	Thovalai	-
5	Killiyoor	-
6	Thuckalay	-
7	Melpuram	-
8	Munchirai	-
9	Thiruvattar	-
Name of Corporation / Municipalities		
10	Nagercoil	-
11	Colachel	-
12	Padmanabhapuram	-
13	Kuzhithurai	-
Total		-

Source : Senior Superintendent, Head Post Office, Nagercoil

9.3 TELEGRAPH OFFICE**Year:2021-22**

Sl.No	Name of Corporation / Municipalities / Town Panchayat	No. of customer Service Centres
1	2	3
1	Nagercoil Corporation	2
2	Padmanabhapuram Municipality	2
3	Colachel Municipality	2
4	Kuzhithurai Municipality	2
5	Town Panchayat	1
	District Total	9

Source : Senior Superintendent Head Post Office, Nagercoil.

9.4 NO.OF TELEPHONE EXCHANGES, CAPACITY AND NO. IN USE**Year:2021-22**

Sl.No.	Item	Numbers
1	2	3
1	Number of Telephone Exchanges	41
2	Number of Equipped Capacity	36808
3	Number of Telephones in use	20368
4	Not in use numbers	16440

Source : Principal General Manager, BSNL Nagercoil.

9.5. NUMBER OF PUBLIC CALL OFFICES ATTACHED TO EACH EXCHANGE

Year:2021-22

Sl.No	Name of the Exchange	No.of Public call Exchange		
		With ISD/STD	Without ISD/STD	Total
1	Aralvaimozhy	2	6	8
2	Aloor	1	3	4
3	Arumani	1	0	1
4	Azhagappapuram	2	0	2
5	Bhoothapandi	1	0	1
6	Colachel	2	6	8
7	Cheruvallloor	0	6	6
8	Eathamozhy	2	6	8
9	Eraviputhoor	0	0	0
10	Kollemcode	3	0	3
11	Kattathurai	1	0	1
12	Karungal	3	3	6
13	Kaliyakkavilai	5	8	13
14	Kulasekaram	0	14	14
15	Kottar	2	4	6
16	Kadayalumoodu	0	0	0
17	Kuzhithurai	6	16	22
18	Lower kodayar	0	1	1
19	Manakkavilai	0	1	1
20	Moovattukonam	1	3	4
21	Marthandam	10	9	19
22	Muttom	7	8	15
23	Nagercoil cdot	9	39	48
24	Nagercoil DLC	1	1	2
25	Nagercoil ewsd	19	14	33
26	Nambali kollencode	2	3	5
27	Neyyoor	15	10	25
28	Old kanniyakumari	5	0	5
29	Pazhathottam Kanniyakumari	3	4	7
30	Painkulam	3	3	6
31	Ramapuram	0	2	2
32	Ramanputhoo	4	13	17
33	Sundavilai Karungal	1	0	1
34	Swamythoppu	2	0	2
35	Thuckalay	8	14	22
36	Thengamputhoor	2	0	2
37	Thengapattanam	1	0	1
38	Thiruvithancode	2	0	2
39	Thiruvattar	1	16	17
40	Villukury	1	1	2
41	Vadasery	8	18	26
Total		136	232	368

Source : Principal General Manager, BSNL Nagercoil.



**9.6 NUMBER OF PERSONS WAITING FOR
PHONE CONNECTION**

Year:2021-22

Sl.No	Name of the Exchange	No. of Persons waiting for phone connection
1	Aralvaimozhy	0
2	Aloor	0
3	Arumani	0
4	Azhagappapuram	0
5	Bhoothapandi	0
6	Colachel	0
7	Cheruvallor	0
8	Eathamozhy	0
9	Eraviputhoor	0
10	Kollemcode	0
11	Keeriparai	0
12	Kattathurai	0
13	Karungal	0
14	Kaliyakkavilai	0
15	Kulasekaram	0
16	Kottar	0
17	Kadyalumoodu	0
18	Kuzhithurai	0
19	Lower kodayar	0
20	Manakkavilai	0
21	Moovattukonam	0
22	Marthandam	0
23	Muttom	0
24	Nagercoil cdot	0
25	Nagercoil DLC	0
26	Nagercoil ewsd	0
27	Nambali kollencode	0
28	Neyyoor	0
29	Old kanniyakumari	0
30	Pazhathottam Kanniyakumari	0
31	Painkulam	0
32	Pathukani	0
33	Ramapuram	0
34	Ramanputhoo	0
35	Sundavilai karingal	0
36	Swamythoppu	0
37	Thadikkarankonam	0
38	Thuckalay	0
39	Thengamputhoor	0
40	Thengapattanam	0
41	Thiruvithancode	0
42	Thiruvattar	0
43	Villukury	0
44	Vadasery	0
Total		0

Source : Principal General Manager, BSNL Nagercoil.

ELECTRICITY



10.ELECTRICITY**10.1 No. of Power Stations**

Year: 2021-22

Sl.No	Name of the Power Stations	Year of Operation	Installed Capacity (M.W.)	Generation (M.U.)	Station Consumption (M.U.)	Net unit sent out (M.U.)
1	2	3	4	5	6	7
1	HydroKodayar Power House-I	1970	60 MW	207.364000	0.305100	207.040900
2	Hydro Kodayar Power house - II	1971	40 MW	38.973000	0.252367	38.720633

Source : Superintendent Engineer, KK Electricity Distribution Circle, Parvathipuram.

10.2 QUANTUM OF POWER PURCHASED

Year: 2021-22

Power purchased sectors name	Power Purchased in M.U		
	Name of Circle		
	CEDC/ Central	CEDC/ North	CEDC/ West
H.T. Services	NIL		

Source : Superintendent Engineer, KK Electricity Distribution Circle, Parvathipuram.

10.3 Power Consumption Sector wise

Year: 2021-22

Sl.No	Sectors	Consumption (M.U)	% of the Consumption
1	2	3	4
1	Industries	74.96	6.42
2	Agriculture & Huts	-	-
3	Domestic	829.62	71.03
4	Commercial & Ty.Sy	165.84	14.20
5	Public lighting and Public Works	77.82	6.66
6	Railway Traction	16.810	1.44
7	Sales to other States	-	-
8	Miscellaneous (Including H.T)	2.95	0.25
	Total	1168.00	100%

Source: Superintendent Engineer, Kanniyakumari Electricity Distribution circle, Parvathipuram

10.4 Peak Demand and Energy Output

Year: 2021-22

Power Demand	Details
1	2
Maximum demand of Kanniyakumari Circle	260MVA

Source: Superintendent Engineer, Kanniyakumari Electricity Distribution circle, Parvathipuram

10.5 Revenue from Electric Scheme and cost per unit

Year: 2021-22

Sectors	Cost per unit in Rs.	Income in Rs.in '000'
H.T.Tariff		
Tariff 1A	6.35	441538
Tariff 1B	6.35	165402
Tariff IIA	6.35	89756
Tariff IIB	6.35	19205
Tariff III	8.00	289136
L.A.Tariff		
Tariff 1A	1.75	1203589
Tariff LT- IIA	6.27	2356.00
LV-IIA	6.47	1870.14
LC-IIA	6.46	731.83
Tariff II B1	6.66	224.91
Tariff II B2	8.31	393.56
Tariff II C	7.22	582.88
Tariff II C1	6.51	0.27
Tariff III A1	4.74	190.06
Tariff III A2	6.55	2.01
Tariff III B	6.89	4876.15
Tariff V	8.53	13669.83
Tariff VI	27.89	1535.67
Total	137.65	4875448

Source : Superintendent Engineer, KK Electricity Distribution Circle, Parvathipuram.

10.6 Transmission and Distribution of Electricity

Year: 2021-22

Sl.No	Item	Unit (M)	Achievement
1	2	3	4
1	Transmission	-	-
2	Distribution	1168.00	100%

Source: Superintendent Engineer, Kanniyakumari Electricity Distribution circle, Parvathipuram

10.7 Capacity of Transformers**Year:2021-22**

Sl.No	Name of the Sub Station	Voltage /Ration in KV	Type of SS	Name of Circle	Capacity MVA	Date of Commissioning
1	2		3	4	5	6
110KV Substations:- 15 Nos						
1	Nagercoil	110/33-11KV SS	Radial	Kanniyakumari Electricity Distribution Circle	74.00	13.05.1982
2	Kanniyakumari	110/33-11 KV SS	Radial		48.00	29.01.2001
3	Meenakshipuram	110/11 KV SS	Radial		32.00	31.05.2003
4	Thengamputhur	110/33-11 KV SS	Radial		36.00	30.08.2006
5	S.R.Puthur	110/11 KV SS	Radial		20.00	24.11.2004
6	Thuckalay	110/11 KV SS	Radial		32.00	28.03.1984
7	Veeyanoor	110/11 KV SS	Radial		20.00	19.06.1996
8	Pechiparai	110/11 KV SS	Radial		14.00	30.08.1987
9	Chemponvilai	110/11 KV SS	Radial		26.00	30.03.2002
10	Cheramangalam	110/33-11KV SS	Radial		36.00	22.11.2010
11	Kuzhithurai	110/11KV SS	Radial		32.00	26.02.1990
12	Munchirai	110/11KV SS	Radial		32.00	28.02.1996
13	Marthandam	110/11KV SS	Radial		20.00	12.10.2009
14	Karungal	110/11KV SS	Radial		20.00	14.09.2015
15	Nadaickavu	110/11KV SS	Radial		20.00	31.12.2016
33KV Substations:- 7 Nos						
16	Vallankumaranvilai	33/11 KV SS	Radial	Kanniyakumari Electricity Distribution Circle	16.00	06.09.1994
17	Thadikarankonam	33/11 KV SS	Radial		08.00	13.01.2000
18	Asaripallam	33/11 KV SS	Radial		16.00	20.12.2014
19	Vadasery	33/11 KV SS	Radial		08.00	19.11.2015
20	Rajakkamangalam	33/11 KV SS	Radial		16.00	29.01.2020
21	Cape Indoor	33/11 KV SS	Radial		08.00	28.02.2020
22	Muttom Indoor	33/11 KV SS	Radial		08.00	24.03.2020

Source: Superintendent Engineer Kanniyakumari Electricity Distribution circle,
Parvathipuram.

10.8 Rural Electrification

Year : 2021-22

Electrified during the Year				Electrified upto the year			
Towns	Villages	Hamlet (including Tribal)	Agricultural Pump sets	Towns	Villages	Hamlet (including Tribal)	Agricultural Pump sets
1	2	3	4	5	6	7	8
0	0	5	301	04	95	2555	8399

Source: Superintendent Engineer, KK Electricity Distribution Circle, Parvathipuram.



EDUCATION



11. EDUCATION**11.1 UNIVERSITIES, STUDENTS AND TEACHERS AND COURSES OFFERED****YEAR: 2021-22**

Sl. No	Name of the Universities/ No. of Institutions	Students			Teaching Faculty	No. of the courses offered
		Boys	Girls	Total		
1	Noorul Islam University, Kumarakovil, Thuckalay.	1655	514	2169	262	UG -28 PG -22 PhD -01 M.Phil -8

Source: Principal, Concerned Institutions.

11.2 COLLEGES FOR GENERAL EDUCATION, STUDENTS AND TEACHING FACULTY**YEAR: 2021-22**

Sl. No	Name of the Institution	No. of Institutions	Students			Teachers		
			Boys	Girls	Total			
(1)	(2)	(3)	(4)	(5)	(6)	(7)		
I	<u>Government Colleges</u>							
1.	Government Arts and Science College, Nagercoil.	1	544	826	1370	33		
	TOTAL	1	544	826	1370	33		
II	<u>Aided Colleges</u>							
1.	Arignar Anna College, Aralvaimozhi	1	Aided		154	646	800	39
			Self Finance		57	55	112	7
2.	Holy Cross College, Nagercoil.	1	-	2474	2474	150		
3.	Lekshmpuram College of Arts and Science, Neyyoor.	1	203	561	764	37		
4.	Nesamony Memorial Christian College, Marthandam.	1	Aided		634	1462	2096	87
			Self Finance		753	902	1655	86
5.	Pioneer Kumaraswamy College, Nagercoil	1	Aided		131	459	590	41
			Self Finance		215	314	529	33
6.	Scott Christian College, Nagercoil.	1	1825	1492	3317	177		
7.	Sree Ayyappa College for Women, Chunkankadai.	1	-	1357	1357	78		
8.	Sree Devi Kumari Womens College, Kuzhithurai	1	Aided		-	839	839	28
			Self Finance		-	588	588	28
9.	St.Hindu College, Nagercoil.	1	1051	2239	3290	177		
10.	St.Judes College, Thoothoor.	1	438	904	1342	48		

11.	Vivekananda College, Agastheeswaram.	1	288	819	1107	64
12.	Womens Christian College, Nagercoil.	1	453	932	1385	70
TOTAL		12	6202	16043	22245	1150
III	<u>Self Finance Colleges</u>	No. of Institutions	Students			Teachers
			Boys	Girls	Total	
1.	Annai Velankanni College, Tholayavattam	1	453	932	1385	70
2.	Infant Jesus College of Arts and Science for Women, Mulagumoodu.	1	-	695	695	47
3.	Malankara Catholic College, Kaliyakkavilai.	1	765	1134	1899	93
4.	Muslim Arts College, Thiruvithancode.	1	907	1645	2552	160
5.	Nanjil Catholic College of Arts and Science, Kaliakkavilai.	1	623	1163	1786	80
6.	Noorul Islam Arts and Science College, Kumarakovil,	1	941	565	1506	91
7.	Ruben College of Arts and Science, Thadikarankonam.	1	08	12	20	09
8.	Sivanthi Adithanar College, Pillayarapuram, Nagercoil.	1	259	417	676	55
9.	St. Alphonsa College of Arts and Science, Soosapuram, Karungal	1	230	648	878	50
10.	St. Jerome's College of Arts and Science, Ananthanadargudi.	1	402	525	927	49
11.	St. John's College of Arts and Science, Ammandivilai.	1	101	307	408	51
12.	St. Teresa Arts and Science College, Mangalakuntu.	1	-	521	521	38
13.	Udaya Arts and Science College, Ammandivilai.	1	495	539	1034	78
14.	V.T.M. College of Arts and Science, Arumanai.	1	73	148	221	27
TOTAL		14	5257	9251	13661	898
GRAND TOTAL		27	12003	26120	38123	2081
IV	<u>Constituent College</u>					
1.	Manonmaniam Sundaranar University Constituent College, Government Primary Campus, Main Road, Kanniyakumari.	1	212	852	1064	50
TOTAL		1	212	852	1064	50

Source: Principal, Concerned Institutions.

11.3a COLLEGES FOR PROFESSIONAL EDUCATION, STUDENTS AND TEACHERS-MEDICAL EDUCATION

YEAR: 2021-22

Sl. No	Name of the Institution	No. of Institutions	Students			Teachers
			Boys	Girls	Total	
(1)	(2)	(3)	(4)	(5)	(6)	(7)
I	<u>Medical Colleges</u>					
1.	Kanniyakumari Government Medical College, Asaripallam	1	340	383	723	190
2.	SreeMookambika Institute of Medical Science College,	1	199	373	572	123
TOTAL		2	539	756	1295	313
II	<u>Dental Colleges</u>					
1.	SreeMookambika Institute of Dental Science College,	1	68	218	286	54
TOTAL		1	68	218	286	54
III	<u>Homeopathy Colleges</u>					
1.	Maria Homeopathic Medical College and Hospital,	1	37	155	192	119
2.	Sarada Krishna Homeopathic Medical College, Kulasekaram.	1	126	526	652	62
3.	White Memorial Homeopathy College, Attoor.	1	71	323	394	53
TOTAL		3	234	1004	1238	234
IV	<u>Pharmacy Colleges</u>					
1.	Nadar Mahajana Sangam College of Pharmacy, Mathaar.	1	35	201	236	15
V	<u>Ayurvedic Colleges</u>					
1.	Government Ayurvedic College, Nagercoil.	1	78	216	294	29
2.	Maria Ayurvedha Medical College,	1	54	191	245	165
TOTAL		2	132	407	539	194
VI	<u>Siddha Colleges</u>					
1.	ATSVS Siddha Medical College, Munchirai.	1	45	145	190	31
2.	Maria Siddha Medical College,	1	80	318	398	181
TOTAL		2	125	463	588	212
VII	<u>Physiotherapy colleges</u>					
1.	Christian College of Physiotherapy, Colachel	1	82	113	195	14
2.	Maria college of Physiotherapy	1	20	58	78	23
3.	White Memorial College of Physiotherapy, Attoor.	1	92	97	189	21
TOTAL		3	194	268	462	58
VII I	<u>Yoga and Naturopathy Colleges</u>					
1.	Sree Ramakrishna Yoga and Naturopathy College, Kulasekaram.	1	122	342	464	50
TOTAL		1	122	342	464	50

IX	Para Medical College					
1.	Rojavanam Paramedical College	1	143	72	215	11
	TOTAL	1	143	72	215	11
X	Nursing Colleges					
1.	Annammal College of Nursing, Kuzhithurai.	1	45	172	217	32
2.	Annammal School of Nursing, Kuzhithurai.	1	NIL	70	70	
3.	CET College of Nursing, Thidal.	1	18	28	46	14
4.	Cross School of Nursing, Wattspuram, Azhagiapandipuram				-	
5.	CSI College of Nursing, Marthandam	1	66	84	150	16
6.	CSI School of Nursing, Marthandam	1	-	57	57	6
7.	Christian College of Nursing, Neyyoor.	1	0	276	276	26
	CSI School of Nursing, Neyyoor.	1	19	79	98	9
8.	Dr.Jeyasekharan Medical Trust school of Nursing,	1	9	37	46	31
9.	Dr.Jeyasekharan College of Nursing	1	35	164	199	
10.	Dr.Kumaraswamy Health Centre School of Nursing, Kottaram.	1	0	225	225	20
11.	Dr.Kumaraswamy Health Centre College of Nursing,	1	0	20	20	5
12.	Grace College of Nursing,	1	73	167	240	13
13.	Grace School of Nursing	1	10	50	60	5
14.	Globel College of Nursing, Nattalam.	1	53	263	316	22
15.	Globel School of Nursing, Nattalam.	1	2	40	42	10
16.	Maria College of nursing	1	30	76	106	29
17.	P.S. College of Nursing, Thalakulam.	1	54	195	249	25
18.	Rajapalayam Nurses Training Institute, Colachel.	1	-	8	8	2
19.	St.Xavier's Catholic College of Nursing	1	20	390	410	40
20.	Sree Mookambika College of Nursing, Padanilam.	1	Nil	372	372	55
21.	Sree Mookambika School of Nursing, Padanilam.	1	Nil	50	50	
22.	Thasaih College of Nursing, Colachel	1	8	266	274	30
23.	The Salvation Army Catherine Booth Hospital School of Nursing, Vadaserry.	1	19	38	57	7
24.	William's School of Nursing,	1	Nil	29	29	5
25.	White Memorial School of Nursing, Attoor.	1	23	26	49	6
26.	White Memorial College of Nursing, Attoor	1	85	124	209	26
27.	Sree Ramakrishna College of Nursing, Kulasekaram	1	56	131	187	18
	TOTAL	26	625	3440	4065	452

Source: Principal, Concerned Institutions.

11.3b. COLLEGES FOR PROFESSIONAL EDUCATION, STUDENTS AND TEACHERS - ENGINEERING COLLEGES

YEAR: 2021-22

Sl. No	Name of the Institution	No. of Institutions	Students			Teachers
			Boys	Girls	Total	
(1)	(2)	(3)	(4)	(5)	(6)	(7)
1.	Amrita College of Engineering and Technology	1	550	260	810	101
2.	Annai Velankanni College of Engineering	1	250	200	450	069
3.	Arunachala College of Engineering for Women, Ammandivilai.	1	-	1014	1014	141
4.	Bethlehem Institute of Engineering, Karungal.	1	515	248	763	77
5.	C.S.I. Institute of Technology, Thovalai.	1	322	187	509	85
6.	DMI Engineering College,	1	395	278	673	70
7.	Good Shepherd College of Engineering,	1	056	026	082	048
8.	Immanuel Arasar J.J Engineering College,	1	16	15	31	51
9.	Jayamatha Engineering College, Aralvaimozhi.	1	75	20	95	59
10.	Lord Jeganath College of Engineering, Ramanathichanputhoor.	1	200	175	375	85
11.	Lourdes Mount College of Engineering, Nattalam.	1	150	65	215	60
12.	Loyola Institute of Technology & Science, Thovalai	1	745	512	1257	86
13.	MET Engineering College, Chenbagaramanputhoor.	1	181	94	275	79
14.	Mar Ephraem College Of Engineering and Technology, Marthandam.	1	951	235	1186	105
15.	Maria College of Engineering and Technology,	1	471	129	600	126
16.	Marthandam College of Engineering and Technology, Kuttakuzhi.	1	503	234	737	86
17.	Narayanaguru College of Engineering, Manjalumoodu	1	200	110	310	111
18.	Ponjesly College of Engineering, Nagercoil	1	1086	505	1591	129
19.	Rajas International Institute of Technology, Nagercoil	1	100	200	300	57
20.	Rohini College of Engineering, Palkulam	1	1570	861	2431	161
21.	Satyam College of Engineering and Technology,	1	505	322	827	63
22.	Sigma College of Architecture,	1	127	87	214	45
23.	Sivaji College of Engineering College,	1	144	88	232	48
24.	St. Xavier's College of Engineering, Chunkankadai.	1	1248	747	1995	160
25.	Stella Mary's College of Engineering,	1	525	300	825	60
26.	Udaya School of Engineering, Vellamodi	1	620	866	1486	99
27.	University College of Engineering, Konam.	1	857	629	1486	66
28.	Vins Christian College of Engineering, Vins Nagar, Chunkankadai.	1	274	98	372	116
29.	Vins Christian Womens College of Engineering, Vins Nagar, Chunkankadai.	1	-	99	99	82
TOTAL		29	13036	8331	21367	2525

Source: Principal, Concerned Institutions.

11.4. COLLEGES FOR OTHER PROFESSIONAL EDUCATION, STUDENTS AND TEACHERS – POLYTECHNIC COLLEGES

YEAR: 2021-22

Sl. No	Name of the Institution	No. of Institutions	Students			Teachers
			Boys	Girls	Total	
(1)	(2)	(3)	(4)	(5)	(6)	(7)
1.	Amrita Polytechnic College, Erachakulam.	1	333	16	349	18
2.	BWDA Polytechnic College, Kappiyarai, Vendalicode, Ponmanai.	1	111	19	130	22
3.	Cape Polytechnic College, Aralvaimozhi.	1	304	31	335	19
4.	Govt. Polytechnic Konam, Nagercoil.	1	1402	67	1469	74
5.	Kalaivanar N.S.K Polytechnic, Chenbagaramanpudur.	1	177	12	189	31
7.	Maria Polytechnic College, Thottavaram.	1	264	34	298	35
8.	Moderator Gnanadasan Polytechnic, Nagercoil.	1	285	9	294	41
9.	Morning Star Polytechnic, Chunkankadai.	1	535	14	549	41
10.	Noorul Islam Polytechnic, Punkarai, Thickenamcode.	1	335	13	348	40
11.	NMS Kamaraj Polytechnic, Pazhavilai.	1	787	21	808	32
12.	P.S.N. Institute of Technology, Ramanathichanpudur.	1	225	16	241	27
13.	Surya Polytechnic College, Ammandivilai.	1	335	50	385	54
14.	Sree Vaikundar Polytechnic College, Pillayarapuram	1	204	16	220	22
15.	Sree Krishna Polytechnic, Kalliancaud.	1	399	21	414	57
16.	Udaya Polytechnic College, Vellamodi.	1	238	42	280	34
17.	Union Christian Polytechnic College, Kutticode.	1	458	101	559	40
18.	Vivekananda Polytechnic College, Agastheeswaram.	1	499	50	549	35
TOTAL		17	6785	532	7317	622

Source: Principal, Concerned Institutions.

11.5. SCHOOLS FOR GENERAL EDUCATION, STUDENTS AND TEACHERS

Year:2021-22

Sl.No	Name of the Institutions	No.of Institutions	Students			Teachers
			Boys	Girls	Total	
1	2	3	4	5	6	7
1	Higher secondary Schools					
	Government	59	16341	14584	30925	1542
	Central Government	01	810	789	1599	53
	Aided	81	24250	29368	53618	2543
	Others	138	54961	49821	104782	5245
	Total	279	96362	94562	190924	9383
2	High Schools					
	Government	76	5526	4891	10417	731
	Aided	52	4210	4869	9079	597
	Others	75	14053	12772	26825	1504
		Total	203	23789	22532	46321
3	Middle Schools					
	Government	95	5936	5609	11545	424
	Aided	41	2092	1855	3947	240
	Others	62	6657	5993	12650	869
		Total	198	14703	13467	28170
4	Nursery & Primary Schools					
	Government	285	13868	13132	27000	830
	Aided	115	6513	7898	14411	629
	Others	139	6432	6203	12635	1010
		Total	539	26813	27233	54046
5	Nursery Schools					
	Government	-	-	-	-	-
	Aided	2	31	25	56	3
	Others	5	69	65	134	17
		Total	7	100	90	190
District Total		1226	161767	157884	319651	16240

11.5. SCHOOLS FOR GENERAL EDUCATION, STUDENTS AND TEACHERS (Cont..)

Sl.No	Category	Number
1	Government Schools	495
	HM	537
	PG Teachers	1004
	BT Teachers	1013
	SGT	554
	Others	3603
2	Government Aided Schools	221
	HM	683
	PG Teachers	951
	BT Teachers	888
	SGT	332
	Others	3075

Source: Chief Educational Officer, Nagercoil

11.6. COLLEGES FOR GENERAL EDUCATION, STUDENTS AND TEACHERS**YEAR: 2021-22**

Sl. No	Name of the Institution	No. of Institutions	Students			Teachers
			Boys	Gir ls	Total	
(1)	(2)	(3)	(4)	(5)	(6)	(7)
I	<u>Aided College of Education</u>					
1.	NVKSD College of Education, Attoor.	1	9	177	186	13
II	<u>Self Finance College of Education</u>					
1.	All Saints College of Education, Kanniyakumari	1	10	68	78	12
2.	Anna Vinayagar College of Education, Kanniyakumari	1	7	174	181	16
3.	Bethany Navajeevan College of Education, Kanniyakumari	1	1	28	29	5
4.	Bethlehem College of Education, Karungal.	1	11	324	335	16
5.	Bishop Agniswamy College of Education, Muttom.	1	Nil	74	74	16
6.	Bapuji Memorial College of Education, Manavalakurichy & Post.	1	9	180	189	16
7.	Bethesda College of Education, Bethelpuram.	1	-	200	200	17
8.	Amirtha College of Education, Erachakulam	1	5	57	62	13
9.	Christian College of Education, Sinclair Street, Marthandam.	1	7	188	195	16
10.	Good Shepherd College of Education, Nagercoil.	1	5	80	85	10
11.	Grace College Of Education, Padanthalumoodu.	1	7	193	200	13
12.	Holy Trinity College of College of Education, Melpalai, Edaicode.	1	8	52	60	8
13.	Immanuel Arasar College of Education, Immanuel Arasar Nagar, Nattalam, Marthandam.	1	77	320	397	50
14.	James College of Education, Mananvilai, Kappiyarai Post, Karungal,	1	5	41	46	10
15.	Kottalumoodu Arulmigu Bhadreshwari Devasthanam College of Education, Painkulam.	1	3	152	155	13
16.	Lord Jegannath College of Education, Ramanathichan puthoor, Marungoor.	1	4	77	81	13
17.	M.E.T. College of Education, 13/142 B, Mogals Garden, Poigai DamRoad, Chenbagaramanputhur	1	4	116	120	13
18.	Mar Chrysostom College of Education, Malankara Avenue, Kirathoor post.	1	6	190	196	15
19.	Muslim College of Education, Thiruvithancode	1	14	158	172	25
20.	Mother Gnanamma Catholic College of Education, Madathattuvilai.	1	12	188	200	12
21.	Nadar Mahajana Sangam Kamaraj College of Education, Pazhavilai.	1	6	123	129	10
22.	Pope John Paul II College of Education, Mulagumoodu.	1	5	183	188	14

23.	Ponjesly College of Educaion, Alamparai, Vettoornimadam.	1	4	121	125	14
24.	R.P.A College of Education,R.P Nager,Mamoottukadai, Viricode P.O.	1	11	133	144	8
25.	Ruben CollegeofEducation, Thadikkarankonam.	1	35	194	229	29
26.	Siddhartha College of Teacher Education, Manjalumoodu (Post), Kuzhithurai.	1	20	158	178	16
27.	St. Joseph College of Education, Appicode, Tholayavattam P.O.,	1	8	242	250	28
28.	St. Stephen College of Education, Kollemcode, Kanniyakumari	1	4	121	125	13
29.	S.T. Hindu College of Education, Nagercoil, Kanniyakumari District.	1	2	93	95	7
30.	T.N.N. Memorial College of TeachersEdn.	1	95	5	100	8
31.	Udaya college of Education, Udaya Nager, Ammandivilai Post.	1	14	186	200	12
32.	Vivekananda College of Education, Agastheeswaram.	1	6	162	168	16
33.	White Memorial College of Education, Attoor, Veeyannoor. P.O.	1	7	152	159	18
TOTAL		33	412	4737	5145	503
III	<u>Teacher Training Institute</u>					
1.	DIET, Theroor	1	NIL	NIL	NIL	14
2.	Grace TTI, Padanthalumoodu.	0	0	0	0	2
3.	D.V.D. TTI, Kottar.	1	2	32	34	5
4.	MET TTI, Shenbagaramanputhoor.	closed				
5.	Immanuel Arasar TTI,	closed				
6.	Infant Jesus TTI, Mulagumoodu.	closed				
7.	Martyr Devasagayam TTI, Unnamalakadai.	closed				
TOTAL		2	2	32	34	21
IV	<u>Physical Education Colleges</u>					
1.	Christian College of physical Education, Nagercoil	1	57	38	95	5

Source: Principal, Concerned Institutions.

11.7 SCHOOLS FOR SPECIAL EDUCATION, STUDENTS AND TEACHERS

Year:2021-22

Sl.No	Name of the Institution	No.of Institutions	Students			Teachers
			Boys	Girls	Total	
1	2	3	4	5	6	7
1	C.S.I School for Mentally Retarded	2	21	40	61	7
2	C.S.I Deaf School, Kottaram	1	28	22	50	17
3	BishopGnanadasonAirvullam, Kotticode-Zoinhill	1	31	14	45	6
4	Anbullam for Deaf, Veturnimadam	1	25	10	35	12

5	Anugraha Trust for the Handicapped, Maravankudiuruppu, Nagercoil	2	62	8	70	6
6	Santhi Nilayam School for the Mentally Retarded, Paruthivilai, Erumbukadu Post	2	119	53	172	23
7	HOM School for the Mentally Retarded Children , Kuzhithurai	1	26	18	44	7
8	St.Charles Home and School for the Mentally Challenged, Pambanvilai, Ananthanadarkudi Post	1	-	40	40	4
9	JothiNilayam School for the Mentally Challenged, Palapallam	1	52	30	82	12
10	AseerVidyalaya School for the Mentally Challenged, Thettiyode. Kaliyakkavilai	1	33	22	55	7
11	Karunalayam School for the Mentally Challenged, Kalluvilai	1	30	20	50	8
12	NambikkaiAlayam(Residential and Day School for the Mentally Challenged) Kazhuvanhattai	1	35	25	60	8
13	Avila Special School for Mentally & Physically Challenged, Kanniyakumari	1	24	11	35	6
14	Assisi Vidyalaya Special School for Differently Abled	1	31	21	52	8
15	Karunai Illam, St. Mary's School for Physically Challenged Children.	1	38	25	63	11
16	Oral School for the Deaf, Nagercoil	1	36	33	69	12
17	Anbu Human Trust Special School forMR ,Mekkamandapam.	1	20	9	29	8
18	Don Guanella, Thenthamaraikulam	1	29	16	45	6
19	Oasis Parents welfare Trust Rejoice School for Auetism and Developmentally delayed.	1	26	11	37	4
20		2	48	16	64	13
21	Nanjil oasis special school	1	29	10	39	8
Total		25	743	473	1197	193

Source: District Differently abled Welfare Office, Nagercoil

**11.8 INSTITUTIONAL EDUCATION, FOR OTHER PROFESSIONAL STUDENTS
AND TEACHERS**

Year:2021-22

Sl.No	Name of the Institution	No.of Institutions	Students			Teacher S
			Boys	Girls	Total	
1	2	3	4	5	6	7
1	Government I.T.I, Konam	1	354	37	391	23
2	Government I.T.I, Nagercoil (women)	1	NIL	216	216	11
3	Anna Vinayagar ITI, Ganapathipuram	1	36	0	36	8
4	CSI ITI, Kaliyakkavilai	1	31	0	31	14
5	C.M.S I.T.I, Azhagiypandiyapuram	1	70	0	70	9
6	CSI, M.M.T.C. ITI, Nagercoil	1	12	1	13	9
7	Friends ITI, Mathicode, Thickenamcode	1	108	NIL	108	14
8	Institute of Industrial Training Institute, Munchirai	1	26	0	26	9
9	J.E. Private ITI, Thuckalay	1	10	0	10	9
10	Jeeva Private ITI, Chenbagaramanpudur	1	36	0	36	10
11	Matha Private ITI, Kuzhithurai West	1	10	0	10	14
12	Nirmala Institute of Technology, Manalickarai	1	110	NIL	110	15
13	St. Lawrence Private ITI, Nagercoil	1	37	0	37	6
14	TNSTC ITI, Nagercoil	1	33	0	33	4
Total		14	873	254	1127	155

Source : Principal, Concerned Institutions

Education - Category wise - Abstract

Sl.No	Institution	Number of Institutions	Boys	Girls	Total	Teachers
<u>University</u>						
1	University	1	1655	514	2169	262
TOTAL		1	1655	514	2169	262
<u>Colleges for Professional Education</u>						
1	Engineering	29	13036	8331	21367	2525
2	Polytechnic	17	6785	532	7317	622
3	ITI	14	873	254	1127	155
TOTAL		60	20694	9117	29811	3302
<u>Colleges for Medical Education</u>						
1	Medical	2	539	756	1295	313
2	Dental	1	68	218	286	54
3	Homeopathy	3	234	1004	1238	234
4	Pharmacy	1	35	201	236	15
5	Ayurveda	2	132	407	539	194
6	Siddha	2	125	463	588	212
7	Physiotherapy	3	194	268	462	58
8	Yoga and Naturopathy	1	122	342	464	50
9	Para medical	1	143	72	215	11
10	Nursing Colleges and Schools	26	625	3440	4065	452
TOTAL		42	2217	7171	9388	1593
<u>Arts and Science Colleges</u>						
1	Arts and Science	27	11156	26120	37276	2081
TOTAL		27	11156	26120	37276	2081
<u>Constituent Colleges</u>						
1	Manonmaniam Sundaranar University Constituent College, Government Primary Campus, Main Road, Kanniyakumari.	1	212	852	1064	50
TOTAL		1	212	852	1064	50
<u>Colleges for Teacher Education</u>						
1	Education	33	412	4733	5145	503
2	Teacher Training Institute	2	2	32	34	21
3	Physical Education	1	57	38	95	5
TOTAL		36	471	4803	5274	529
1.	School for General Education	1226	161767	157884	319651	16240
2.	Schools for special Education	25	743	454	1197	193
TOTAL		1251	162510	158338	320848	16433
Grand Total		1418	198915	206915	405830	24250

11.9 Computer Training Centres**Year:2021-22**

Sl.No	Name of Block/ Municipality/Corporation	No.of Computer Training Centres
1	2	3
1	Nagercoil Corporation	76
2	Kuzhithurai Municipality	26
3	Padmanabhapuram Municipality	21
4	Colachel Municipality	15
5	Kurunthancode Block	16
6	Thuckalay Block	17
7	Thiruvattur Block	13
8	Agastheeswaram Block	22
9	Rajakkamangalam Block	19
10	Killiyoor Block	9
11	Munchirai Block	4
12	Thovalai Block	8
13	Melpuram Block	6

Source: Concerned Blocks

11.10 HOSTELS AND INMATES BY COMMUNITY

Year:2021-22

No.of Hostels														
Scheduled Caste			Scheduled Tribe			Most Backward Class and Denotified Communities			Backward Class			Minority		
Boys	Girls	Total	Boys	Girls	Total	Boys	Girls	Total	Boys	Girls	Total	Boys	Girls	Total
5	7	12	-	2	2	0	0	0	3	8	11	0	1	1

11.10 HOSTELS AND INMATES BY COMMUNITY (Cont..)

Year:2021-22

No.of Inmates													
Name of the Hostels	Scheduled Caste			Scheduled Tribe			Most Backward Class and Denotified Communities			Backward Class			
	Boys	Girls	Total	Boys	Girls	Total	Boys	Girls	Total	Boys	Girls	Total	
Adi Dravidar and Tribal Welfare	158	115	273	13	70	83	7	11	18	30	32	62	
Backward Welfare	42	67	109	0	4	4	16	87	103	30	196	226	
Total	200	182	382	13	74	87	23	98	121	60	228	288	

Note: *- Other Caste

Source: 1. District Adi-Dravidar and Tribal Welfare Officer, Nagercoil

2. District Backward Class Welfare Officer, Nagercoil.

11.11 SCHOLARSHIPS TO STUDENTS BY COMMUNITY

Year:2021-22

Scheduled Caste/ Scheduled Tribe				Denotified Communities/ Most Backward Classes / Backward Classes	
No.of Beneficiaries		Amount (in '000')		No.of Beneficiaries	Amount (in '000')
SC	ST	SC	ST		
6405	3227	38508	19254	18767	67577.071

Source: 1. District Adi-Dravidar and Tribal Welfare Officer, Nagercoil.
2. District Backward Class Welfare Officer, Nagercoil.

FISHERIES



12. FISHERIES

12.1 FISHERIES DEVELOPEMENT

Year:2021-22

1.Area		
a	Total Coastal Line of the District	71.5KM
b	i. Total Inland Fresh Water spread Area	5991HA
	ii. Estuaries and Brackish Water Area	05Estuaries 407HA
c	Marine Fishing Villages	42

Source : Assistant Director of Fisheries, Nagercoil

12.2. Fish Production

Year:2021-22

Sl.no	Item	Quantity (in tonnes)	Value (in Lac.)
FISH PRODUCTION (MARINE)			
1	Marine, Fishes, Including Prawns and cattle fish	8181140.00	169735.00
FISH PRODUCTION (INLAND)			
1	Inland, Fishes, including Prawns and cattle fish	7586.698	11380.054

Source : Assistant Director of Fisheries, Nagercoil

12.3. INFRASTRUCTURE IN PRIVATE SECTOR

Year:2021-22

a		Freezing Plants	2
b		Ice plants, Cold storages, walk in coolers	-
c		Sea food manufacturing, Units in private sector	-
d. Fisheries Training centre:			
	i.	Marine	2
	ii.	Inland	-
e		Fishing Vessels Mechanized	836
f		Active marine Fishermen	31140
g		Inland fishes folk	5700
h		Active Inland Fishermen	2800
4	a	Export (ChennaiPort) Fish and Fish Production: Quantity (Tonne) Value (Rs.in crores)	68973 tons 3147.48 lakhs

Source : Assitant Director of Fisheries, Nagercoil

12.4 ESTIMATED MARINE FISH PRODUCTION/ INLAND FISH PRODUCTION

Year: 2021-22

Sl.No	Type	Quantity (in tones)	Value (in Lac.)
FISH PRODUCTION (MARINE)			
1	Sharks	987.78	2102.178
2	Skates	1264.28	2761.0095
3	Sardines	1482.93	60.952
4	Perches	3024.65	79.0295
5	Sciaenids	166.74	274.209
6	Prawns	2782.28	65.7599
7	Cuttle Fish	5650.35	75.931
8	Other marine fishes	65780.99	163723.2819
	Total	81140	169735.3508
FISH PRODUCTION (INLAND)			
1	Catla	209.467	314.2
2	Rohu	170.34	255.51
3	Mirgal	183.914	275.87
4	Common carp	130.991	196.49
5	Tilapia	6265.716	9398.574
6	Murrels	153.3	229.95
7	Prawn	3.6	5.4
8	Others	469.37	704.06
	Total	7586.698	11380.054

Soruce : Assitant Director of Fisheries, Nagercoil

12.5 NO. OF FAMILIES ENGAGED IN FISHING

Year:2021-22

Sl.No	Name of the District	No.of Families Engaged
1.	Kanniyakumari	29120

Source : Assitant Director of Fisheries, Nagercoil



HANDLOOM



13. HANDLOOM**13.1 NO. OF FOCAL CENTRES AND LOCATION DETAILS**

Year:2021-22

Sl.No	Name of the Block	Name and Location of the Focal Centres
1	2	3
1	Agastheeswaram	Marungoor
2	Rajakkamangalam	Vadasery, Krishnankoil, Paramarthalingapuram
3	Thuckalay	Eraniel, Palliyadi
4	Thiruvattar	Chengodi Thiruvattar
5	Kurunthancode	Colachel Irumbili, Kurunthancode, Vellichanthai, Thingal Nager (Thalakkulam), Maanguli Manavalakurichi.
6	Killiyoor	Midalam, Mullanginavilai, Nattalam, Paloor, Vencode, Vizhunthayambalam, Arasakulam, Kalladai, Pootteti, Keezhkulam, Theruvukadai, Unnamalaikadai, Kannanvilai, Karungal, Mankarai
7	Munchirai	Mangcadu, Nadaikavu, Vavarai, Painkulam Amsi, Thengapattanum, Thottavaram, Munchirai

Source: Assistant Director, Handloom, Nagercoil.

13.2 NO. OF SOCIETIES & VARIETY WISE PRODUCTION

Year:2021-22

No.of .Societies	Cotton		Silk		Mixture of Art silk & Cotton		Polycotton	
	Length in Meter	Value (Rs.in lakhs)	Length in Meter	Value (Rs.in '000')	Length in Meter	Value (Rs.in '000')	Length in Meter (in lakhs)	Value (Rs.in lakhs)
1	2	3	4	5	6	7	8	9
35	4014881	2582.79	0	0	0	0	0	0

Source: Assistant Director, Handloom, Nagercoil.

13.3 NO.OF POWERLOOMS & EMPLOYEES WORKING

Year:2021-22

No.of Powerlooms	No. of Employees working
1	2
13	13

Source: Assistant Director, Handloom, Nagercoil

13.4 NO. OF FAMILIES ENGAGED

Year:2021-22

Sl.No	Name of the Block/Municipality/Corporation	No. of members engaged in	
		Handlooms	Power looms
1	Thuckalay	960	1
2	Killiyoor	1266	1
3	Kurunthencode	1089	1
4	Munchirai	491	0
5	Thovalai	0	0
6	Rajakkamangalam	0	1
7	Thiruvattar	59	0
8	Colachel Municipality	113	0
9	Nagercoil Corporation	1243	9
	Total	5221	13

Source: Assistant Director, Handloom, Nagercoil

HANDICRAFTS



14. HANDICRAFTS**14.1 NAME AND ADDRESS OF HANDICRAFTS**

Year:2021-22

Sl.No	Name of the Block/Municipality/Corporation	Name of the Handicrafts
1	2	3
1	Agastheeswaram	Natural Fiber like Banana Fibre, Water Hyacinth, Sisal fiber, Reed mat, Palm Leaf, Sea shell, Wood carving, Hand Embroidery, Coconut shell/Husk, Stone Carving, Screw Pine
2	Rajakkamagalam	Sea Shell, Kora grass, Footmat
3	Thovalai	Wood carving, Flower garlands, Kora grass mat Weaving, Music Instruments, Leather Puppet making
4	Kurunthancode	Hand Embroidary, Natural Fibre, Palm leaf
5	Thuckalay	Wood Craft, Lace and Hand Embroidery, Banana Fiber, Terracotta / Pottery
6	Thiruvattar	Natural Fibre, Hand Embroidery, Stone Carving
7	Melpuram	Palm leaf, Natural Fibre, Wood carving, Hand Embroidery
8	Munchirai	Hand Embroidery, Jute Craft
9	Killiyoor	Lace and Hand Embroidery, Palm leaf, Coconut shell
10	Nagercoil Corporation	Temple jewellery, Imitation Jewellery, Wood Craft, Bronze icons, Bell metal, Pottery, Stucco work, Lace and Hand Embroidery, Motif, Lacquerware, Fur dolls.
11	Padmanabhapuram Municipality	Hand Embroidery, Wood Craft, Palm leaf, Banana Fiber
12	Colachel Municipality	Coconut shell, Hand Embroidery, Natural Fibre, Palm leaf
13	Kuzhithurai Municipality	Pottery, Lace and Hand Embroidery, Natural Fibre, Palm leaf

Source : Assistant Director of Handicrafts, Nagercoil

14.2 ARTICLES AVAILABLE IN HANDICRAFTS

Year:2021-22

Sl.No	Name of the Handicrafts	Articles available in the Handicrafts
1	2	3
1	Natural fibre	Basket, Table mats, Lamp shades, Bags, Coaster Folders, Dolls, Wall hangings, Pen holders, Flower bouquet.
2	Sea shell	Mirrors, Show pieces, Flower vase, door curtains, Birds and Animal Figures etc.
3	Pillow Lace and Hand Embroidery	Sarees, Dress materials, sofa cover, bed cover, cushion cover, pillow cover, Hand kerchief, Jewellery box, Pouch etc.
4	Palm leaf	Caps, Bags, Boxes, Toys, trays, Mats, Baskets, Coasters, Spoons, Jars,etc.
5	Coconut Shell	Jewellery,Jewel box,Fancy items, Flower vases etc.
6	Temple Jewelry	Dance ornaments, temple jewels, Bharathanatyam jewellery etc.
7	Pottery	Flower pots, figures, utensils, fancy and decorative items
8	Reed Mat	Mat painting, Mat weaving, file making etc.
9	Terracotta	Birds, Animals, chimes, decorative / utility items
10	Stone Carving	Idols of deities, door, decorative items
11	Imitation Jewellery	Bangles, Ear rings, Necklace, Chains
12	Fur Dolls / Toys	Play toys, Fancy lady bags, Purse

Source : Assistant Director of Handicrafts, Nagercoil

14.3 VALUE OF ARTICLES PRODUCED

Year:2021-22

Sl.No	Name of the Handicraft	Value of the articles produced (in lakh)	Sold Production Capacity (in Rs.Lakhs)
1	2	3	4
1	Natural fibre	09	24.00
2	Stone carving	40	940.00
3	Imitation Jewellery	04	85.00
4	Sea shell	10	125.00
5	Hand Embroidery	12	250.00
6	Palm leaf	02	12.00
7	Coconut shell / hooka	03	4.00
8	Temple Jewellery	70	900.00
9	Pottery / Terracotta	10	12.00
10	Wood craft	20	140.00
11	Reed Mat	02	10.00
12	Bronze castings	25	28.00
Total		207	2530

Source : Assistant Director of Handicrafts, Nagercoil

14.4 NO. OF FAMILIES ENGAGED IN HANDICRAFTS**Year:2021-22**

Sl.No	Name of the Block/Municipality/ Corporation	No.of the Handicrafts	No.of the Persons engaged
1	Nagercoil Corporation	500	2500
2	Colachel Municipality	280	2100
3	Kuzhithurai Municipality	450	1750
4	Padmanabhapuram Municipality	480	2000
5	Agastheeswaram	3800	10500
6	Thovalai	360	1000
7	Thuckalay	700	2200
8	Thiruvattar	1000	2200
Total		7570	24250

Source : Assistant Director of Handicrafts, Nagercoil



PUBLIC HEALTH



15. HEALTH & FAMILY WELFARE**15.1 HOSPITALS, DISPENSARIES BED STRENGTH, DOCTORS AND NURSES**

Year: 2021-22

Classification	Modern medicine	Indian medicine					Homeopathy	Grand Total
		AyurVedic	Siddha	Unani	Ayurvedic Siddha Unani Combined/ Yoga and Naturopathy	Total		
1	2	3	4	5	6	7	8	9
1. Hospitals	9	2	9	-	4	15	2	26
2. Dispensaries	-	3	2	-	-	5	-	5
3. Primary Health Centers	39	4	25	2	1	32	3	74
4. Urban PHC	8	-	1	-	-	1	-	9
5. ESI/Dispensaries	8	-	-	-	-	-	-	8
6. Health Sub Centers	307	-	-	-	-	0	-	307
7. Bed Strength	2243	100	45	-	10	155	-	2398
8. No. Of Doctors	443	32	8	-	1	41	5	489
9. Number of Nurses	767	8	-	-	-	8	-	775

Source: 1. Deputy Director of Health Services, Nagercoil.

2. Joint Director of Health Services, Nagercoil.

3. District Medical Officer (Siddha) Nagercoil.

4. Dean, Medical College Hospital, Asaripallam

5. District Medical College Hospital (Ayurvedha)

15.2 NO.OF ALLIED PATHOLOGICAL UNITS AVAILABLE

Year:2021-22

Sl.No	Name of the Hospital	No. of Pathological Units
1	2	3
1	Thovalai, G.H., Bhoothapandy	Nil
2	Thuckalay, G.H., Padmanabhapuram	Nil
3	Kurunthencode, G.H., Colachel	Nil
4	Thiruvattar, G.H., Kulasekaram	Nil
5	Killiyoor, G.H., Kuzhithurai	Nil
6	Melpuram, G.H., Arumanai	Nil
7	Govt. Medical college hospital Asaripallam	1

Source: Joint Director of Health Services, Nagercoil
Dean, Government Medical College Hospital, Asaripallam.

15.3 DISEASE WISE PATIENTS TREATED

Year:2021-22

Sl.No	Name of the Disease	No. of patients treated
		Modern Medicine
1	Diabetis	153778
2	Hyper Tension	200650
3	Stroke	1072
4	Acute Heart Disease	10934
5	Epilepsy	5310
6	Poisoning	542
7	Dog Bite	17604
8	Snake Bite	426
9	Celluitis	3746
10	Gastritis	13276
11	Vomitting	9062
12	Filarial Leg	124
13	Migraine	10824
14	Myalgia	46388
15	AGE	2060
16	ADD	3462
17	Viral Fever/ Enderic Fever	22840
18	LRI	12428
19	Giddiness	9432
20	Vertigo	3080
21	Chestpain	4796
22	URI	14328
23	OA	24274
24	BA	10262
25	UTI	7158
26	PID	10722
27	DUB	442
28	Oligohydrominkos	400
29	Hyperemesis	1172

30	Prelscs	2096
31	ANC / PNC	26396
32	Anemia	1026
33	APD	7078
34	COPD	13370
35	DM/ANC	310
36	Bronchitis	5690
37	Epilepsy	4320
38	Renalcalculi	1008

15.3 DISEASE WISE PATIENTS TREATED (Cont...)

Year:2021-22

Sl.No	Name of the Disease	No. of patients treated
		Indian Medicine
39	PUO	8932
40	Pharyngitis	7992
41	HIV	12646
42	ECZEMA	3450
43	TB / Bronchial Asthma	4846
44	RTI	9040
45	Unknown Bite	884
46	Pneumonia	464
47	Injuries	9720
48	Fracture	706
49	Dental Caries	23402
50	Periodontitis	7492
51	Gingivitis	7476
52	Conjunctivities (Bact)	2278
53	Viral Conjunctivitis	3624
54	Cataract / Ophthalmic	410
55	Subconjunctival Hemorrhage	508
56	Squint	156
57	Lacrymal Adenitis	354
58	Stye	296
59	Hord Internum	246
60	Chalazion	212
61	Allergic Conjunctivitis	4123
62	Depression	2564
63	Qacute Pschycosis	996
64	Bi Polar Disorder	2260
65	Scizophrenia	3379
66	Alcohol Drug Abuse	1882
67	Mental Retardation	1413
68	Neurosis	1913
69	Suicide Related Disease	335
70	Ulcer Foot	1459

Source: Joint Director of Health Services, Nagercoil.

**15.3 DISEASE WISE PATIENTS TREATED IN GOVERNMENT MEDICAL COLLEGE,
ASARIPALLAM AND PRIMARY HEALTH CENTRES (Cont...)**

Year:2021-22

Sl.No	Speciality	OP	IP
1	Cancer	6931	1080
2	Psychiatric Diseases	16684	323
3	TB	9619	225
4	Heart Diseases	13425	1865
5	Diabetic And Allied	20628	0
6	Neurology Related	16298	1502
7	Medicine & Allied	213599	22525
8	Surgery & Allied	37206	5986
9	Orthopaedic & Allied	28080	2325
10	Obste. & Gynae.	19795	8148
11	Paediatrics	18057	1743
12	Eye	24418	1451
13	Ent Related Diseases	12862	505
14	Skin Diseases	30986	295
15	Ayurvedic Allied	69790	0
16	Casualty	39571	8951
17	Physiotherapy	31383	0
18	Dental	6063	0
19	Others	1456723	
	Total	2072118	56924

Source: Dean, Medical College Hospital, Aasaripallam

15.4 DISTRIBUTION OF MEDICAL PERSONNEL

Year:2021-22

No.of Doctors	No. of Nurses	No. of Technical persons	Mat.Assts.	Others (specify)
1	2	3	4	5
489	775	93	24	385

Source: Deputy Director of Health Services, Nagercoil

15.5 PROGRESS OF FAMILY WELFARE PROGRAMMES

Year:2021-22

Sl.No	Name of the Blocks & Municipalities	Sterilization		IUD		O.P Users		C.C Users	
		Target	Achive ment	Target	Achive ment	Target	Achive ment	Target	Achive ment
1	Agasthees waram	850	786	610	523	400	320	580	510
2	Munchirai	655	602	540	468	420	344	560	520
3	Thovalai	610	543	490	458	370	270	560	340
4	Melpuram	775	768	590	360	430	290	560	430
5	Killiyoor	700	748	590	418	540	480	560	340
6	Thuckalay	765	860	540	424	420	370	620	480
7	Thiruvattar	710	747	540	406	540	350	620	360
8	Kurunthencode	995	923	600	466	620	540	650	470
9	Rajakkamangalam	650	613	440	402	400	370	560	380
10	Nagercoil	1180	865	1020	936	780	590	920	830
11	Padmanabapuram	114	98	60	44	80	30	120	120
12	Colachel	132	140	70	40	80	30	120	170
13	Kuzhithurai	94	105	50	42	80	20	120	100
14	Kollencode	240	212	120	72	80	46	120	250
Total		8470	8010	6260	5059	5240	4050	6670	5300

Source: Deputy Director, Health and Rural Services and Family Welfare Nagercoil

HOUSING



16. HOUSING**16.1 PLANS SANCTIONED, BUILDINGS COMPLETED UNDER
PRIVATE SECTOR**

Year:2021-22

Sl.No	Name of the Town Panchayats/Municipalities/Corporation	Room Unit Size	Private Sector
1	2	3	4
1	Nagercoil Corporation	-	337
2	Kuzhithurai Municipality	-	-
3	Town Panchayats (9)	-	847
Total		-	1184

Source: Deputy Director of Statistics, Nagercoil.

**16.2 PLANS SANCTIONED, BUILDINGS COMPLETED UNDER PUBLIC
SECTOR**

Year:2021-22

Sl.No.	Name of the Panchayat Union / Municipality/Corporation	Room Unit size	Public Sector
1	2	3	4
1	Agastheeswaram	-	36
2	Rajakkamangalam	-	67
3	Thovalai	-	26
4	Kurunthancode	-	23
5	Thuckalay	-	21
6	Thiruvattar	-	16
7	Killiyoor	-	25
8	Munchirai	-	28
9	Melpuram	-	30
10	Nagercoil Corporation	-	13
11	Padmanabhapuram Municipality	-	1
12	PWD	-	9
13	Fisheries	-	-
14	Tamil Nadu Slum Clearance Board	-	3
Total		-	298

Source: Deputy Director of Statistics, Nagercoil

**16.3 AMOUNT INVESTED IN HOUSING AND BUILDING ACTIVITY
UNDER PUBLIC SECTOR**

Year:2021-22

Residential (Rs.in 'Lakhs')	Percentage to total	Non- Residential (Rs.in 'Lakhs')	Percentage to total	Total (Rs. in 'Lakhs)
1	2	3	4	5
3021.2	20	12217.69	80	15838.89

Source: Deputy Director of Statistics, Nagercoil

**16.4 CONSTRUCTION ACTIVITY OF TAMIL NADU
HOUSING BOARD**

Year:2020-21

Name of the Block	Name of the Scheme	Number
1	2	3
1	NIL	-

**16.5 CONSTRUCTION ACTIVITY OF TAMIL NADU
SLUM CLEARANCE BOARD**

Year:2021-22

Item	Name of the Block	Achievement LIG Houses under HFA – PMAY - AHP
1	2	3
Number of Tenements sanctioned for construction	Thovalai-Easanthimangalam Ph-II	32
Number of Tenements sanctioned for constructionnts constructed (Completed)	-	-
Under Construction	-	Tender called for on 28.10.2022
Amount sanctioned (Rs.in lakhs)	-	318.21
Amount spent (Rs.in lakhs)	-	-
Number of tenements occupied	-	-
Rent received (Rs.in lakhs)	-	-

Source : Excutive Engineer, Tamil Nadu Slum Clearance Board, Tirunelveli Division

16.5 CONSTRUCTION ACTIVITY OF TAMIL NADU
URBAN HABITAT DEVELOPMENT CLEARANCE BOARD

Item	Name of the City	Achievement under PMAY HFA (Beneficiary Led Construction)
1	2	3
Total Number of units approved during the year 2021-22 under PMAY HFA (Beneficiary Led Construction)	Details Enclosed	1236
Houses Completed under PMAY HFA (Beneficiary Led Construction) during the year 2021-22		73
Amount sanctioned (Rs.in lakhs)		2595.60
Amount spent (Rs.in lakhs)		521.60
Number of tenements occupied		73

Source : Executive Engineer, Tamil Nadu Slum Clearance Board, Tirunelveli Division

Sl. No	Name of City	No of units Approved	No of units Completed	Amount Sanctioned	Amount Spent	No of tenements occupied
1	Agastheeswaram	29	2	60.90	18.10	2
2	Alur	15	2	31.50	8.50	2
3	Aralvaimozhi	64	1	134.40	19.70	1
4	Arumanai	23	2	48.30	8.00	2
5	Athur	23	1	48.30	5.00	1
6	Edaicode	18	0	37.80	1.50	0
7	Eraniel	17	3	35.70	10.50	3
8	Kanniyakumari	18	0	37.80	1.50	0
9	Kothanallur	29	3	60.90	7.00	3
10	Kulasekaram	21	1	44.10	6.60	1
11	Kumarapuram	22	1	46.20	4.10	1
12	Mylady	18	1	37.80	5.60	1
13	Nagercoil	572	35	1201.20	252.60	35
14	Pacode	32	2	67.20	16.20	2
15	Padmanabhapuram	24	0	50.40	7.00	0
16	Palugal	24	1	50.40	4.50	1
17	Ponmani	21	1	44.10	5.50	1
18	Puthalam	67	7	140.70	50.80	7
19	Thengampudur	74	5	155.40	48.80	5
20	Thentharaikulam	48	4	100.80	24.60	4
21	Thingalnagar	21	0	44.10	2.00	0
22	Thirparappu	13	0	27.30	5.00	0
23	Thiruvattar	21	1	44.10	5.00	1
24	Thiruvithancode	22	0	46.20	3.50	0
	Grand Total	1236	73	2595.60	521.60	73

16.6 CONSTRUCTION ACTIVITY OF TAMIL NADU POLICE HOUSING CORPORATION LIMITED

Year:2021-22

Sl. No	Name of the Scheme	Technical Estimate (Amount)	Remarks
1	Construction of New Rural Police Station building at Kotticode	94,00,000	Work is Under Progress
2	Construction of DSP Camp office cum residence at Colachel in Kanniyakumari District	96,36,000	
3	Construction of PEW Police Station and DSP Camp office cum residence at Thakkalai in Kanniyakumari District	1,73,00,000	
4	Construction of Head office building for Kanniyakumari District Central Co-Operative Bank with development works at Erulappapuram ,Nagercoil	5,00,00,000	

Source: Executive Engineer, Tamil Nadu Police Housing Corporation, Tirunelveli.

16.7 BUILDING CONSTRUCTION COST INDEX IN URBAN CENTRES

BASE YEAR (1999-2000)

Year: 2020-21

Sl. No	District Urban Centre	Building Index Building materials	Construction cost for building Labour	Other Charges	Building cost Index
1	Nagercoil	322.61	574.25	418.17	429.74

Source: Department of Economics and Statistics, Chennai

16.8 LABOUR CHARGES OF CONSTRUCTION WORKERS

Year:2021-22

Charges of Male Construction Workers	Charges of Female Construction Workers	Unskilled labour	
		Male	Female
Rs.900/-	=	Rs.750/-	Rs.700/-

Source: Deputy Director of Statistics, Nagercoil

INDUSTRIES



17. INDUSTRIES
17.1 RESULTS OF ANNUAL SURVEY OF INDUSTRIES -2018-19

Sl. No	Description	Units	District	Tamil Nadu
1	No. of Factories	In no's	723	38112
2	No. of Factories in Operation	In no's	625	31709
A	Average no of Person engaged	In no's	24451	2582675
	1. Workers	In no's	21940	2150700
	1.1 Directly Employed	In no's	21135	1732396
	1.1.1 Men	In no's	6227	1027937
	1.1.2 Women	In no's	14908	704459
	1.1.3 Children	In no's	0	0
	1.1.4 Employed through Contractors	In no's	806	418303
	2. Employees other than Worker	In no's	2216	422466
	2.1 Supervisory & Managerial Staff	In no's	1443	189681
	2.2 Other employees	In no's	773	232785
	3. Unpaid family members/Proprietor, etc...		294	9509
B	Man-days employed, Total	In '000'	6547	779754
C	Wages & Salaries, Employer's Contribution	Rs.In Crores	277	74649
	1. Wages& Salaries including Bonus	Rs.In Crores	239	64320
	1.1 Wages and Salaries	Rs.In Crores	219	60720
	1.1.1 Workers (Wages & Salaries)	Rs.In Crores	174	33493
	1.1.2 Supervisory & Managerial Staff	Rs.In Crores	33	19841
	1.1.3 Other Employees	Rs.In Crores	12	7386
	1.2 Bonus to all Staff	Rs.In Crores	20	3600
	2. Employer's Contribution, etc...	Rs.In Crores	38	10329
3	Fixed Capital	Rs.In Crores	800	284942
4	Physical Working Capital	Rs.In Crores	303	142706
5	Working Capital	Rs.In Crores	200	109327
6	Invested Capital	Rs.In Crores	1103	427647
7	Gross Value of Addition to Fixed Capital	Rs.In Crores	23	45414
8	Rent Paid to Fixed Capital	Rs.In Crores	2	258
9	Outstanding Loan	Rs.In Crores	345	110004
10	Interest Paid	Rs.In Crores	34	16921
11	Rent Received	Rs.In Crores	3	22
12	Interest Received	Rs.In Crores	6	3601
13	Gross Value of Plant and Machinery	Rs.In Crores	526	269886
14	Value of Products & By Products	Rs.In Crores	3148	811384
15	Total Value of Output	Rs.In Crores	3636	933547
16	Fuels Consumed	Rs.In Crores	135	30061

17	Materials Consumed	Rs.In Crores	2200	540431
18	Total Input	Rs.In Crores	2892	752413
19	Gross Value Added	Rs.In Crores	744	181134
20	Depreciation	Rs.In Crores	78	28874
21	Net Value Added	Rs.In Crores	666	152260
22	Net Fixed Capital Formation (NFCF)	Rs.In Crores	-59	4467
23	Gross Fixed Capital Formation (GFCF)	Rs.In Crores	19	33341
24	Addition in Stock Of	Rs.In Crores	-13	15683
	1) Materials, Fuels, etc...	Rs.In Crores	-2	6301
	2) Semi-Finished Goods	Rs.In Crores	0	2245
	3) Finished Goods	Rs.In Crores	-12	7137
25	Gross Capital Formation	Rs.In Crores	6	49024
26	Net Income	Rs.In Crores	630	135081
27	Profit	Rs.InCrores	354	60432

Source: Department of Economics and Statistics
Annual Survey of Industries Result 2018-19.

**17.2. ESTIMATES OF OUTPUT AND VALUE ADDED BY
MANUFACTURE
BASED ON ANNUAL SURVEY OF INDUSTRIES -2018-19**

Index Code Number	Description of the Index Code	All Employees	Value of Output Rs.in. Lakhs	Value Added		
				Gross Value Added	Depr eciati on	Net Value Added
8	Other Mining and Quarrying	13	5	3	2	1
10	Manufacture of Food Products	13318	55672	13184	638	12546
11	Manufacture of Beverages	21	645	240	15	225
12	Manufacture of Tobacco Products	217	175	109	11	98
13	Manufacture of Textiles	2389	45605	15910	2312	13598
16	Manufacture of Wood and Products of Wood and Core, except Furniture	98	948	502	18	484
17	Manufacture of Paper and Paper Products	32	43	12	2	10
18	Printing and Reproduction of Recorded Media	245	2139	1321	39	1282
20	Manufacture of Chemicals and Chemical Products	12	141	15	4	11
21	Pharmaceuticals Medical Chemical and Botanical Products	102	809	232	29	203
22	Manufacture of Rubber and Plastic Products	5092	99061	42877	2912	39965
23	Manufacture of Other Non-Metallic Mineral Products	486	6666	4852	179	4673
25	Manufacture of Fabricated metal Products, except machinery and equipment	216	1417	883	51	832
26	Computer, Electronic and Optical Products	93	605	73	1	72
27	Manufacture of Electrical equipment	163	1230	182	25	157
28	Machinery and Equipment N.E.C.	92	4813	148	223	-75
30	Other Transport Equipment	0	0	0	0	0
31	Manufacture & Furniture	81	1991	352	12	340
32	Other Manufacturing	93	11920 1	-4595	11	-4606
35	Electricity, Gas, Steam and Air Conditioning Supply	12	660	485	24	461
36	Water Collection, Treatment and Supply	26	256	93	18	75
45	Wholesale and retail trade and repair of Motor Vehicles and Motor Cycles	1593	19673	-2915	1192	-4107
82	Office Administrative, Office Support and Other Business Support Activities	57	1859	429	79	350
	Total	24451	36361 4	74392	7797	66595

Source: Department of Economics and Statistics, Chennai, Annual Survey of Industries Result 2018-19

17.3 INDUSTRIAL PRODUCTION -2018-19

Index Code Number	Description of the Index Code	Factories		Invested Capital (in lakhs)
		Total No. of Factories	No. of Factories in Operation	
8	Other Mining and Quarrying	3	3	16
10	Manufacture of Food Products	477	400	18946
11	Manufacture of Beverages	4	4	138
12	Manufacture of Tobacco Products	5	5	217
13	Manufacture of Textiles	73	68	22388
16	Manufacture of Wood and Products of Wood and Core, except Furniture	8	8	1649
17	Manufacture of Paper and Paper Products	4	4	60
18	Printing and Reproduction of Recorded Media	14	14	676
20	Manufacture of Chemicals and Chemical Products	3	3	31
21	Pharmaceuticals Medical Chemical and Botanical Products	3	3	346
22	Manufacture of Rubber and Plastic Products	35	27	36486
23	Manufacture of Other Non-Metallic Mineral Products	20	20	2478
25	Manufacture of Fabricated metal Products, except machinery and equipment	11	11	1019
26	Computer, Electronic and Optical Products	3	3	88
27	Manufacture of Electrical equipment	5	5	474
28	Machinery and Equipment N.E.C.	1	1	2504
30	Other Transport Equipment	1	1	5
31	Manufacture & Furniture	5	5	1743
32	Other Manufacturing	2	2	1266
35	Electricity, Gas, Steam and Air Conditioning Supply	1	1	11202
36	Water Collection, Treatment and Supply	1	1	181
45	Wholesale and retail trade and repair of Motor Vehicles and Motor Cycles	43	35	7394
82	Office Administrative, Office Support and Other Business Support Activities	1	1	1042
	Total	723	625	110349

Source: Department of Economics and Statistics, Chennai
Annual Survey of Industries Result 2018-19.

17.4 PRODUCTION AND VALUE OF MAJOR MINERALS**Year: 2021-22**

Name of the Mineral	Quantity (in tonnes)	Value (Rs)
2	3	4
Raw and (Garnet and associated) minerals	783000	3,97,10,000

Source: Assistant Director of Geology and Mining, Nagercoil.

17.5 PRODUCTION OF HANDLOOM CLOTH**Year: 2021-22**

Sl.No	Variety of Cloth	Production (Mts) (In Lakhs)	Value (in Lakhs)
1	Dhothy	1639302	1383.69
2	Bedsheet	52254	45.5
3	Towel	176463	67.94
5	FDS Dhothy	2145787	1084.76
4	Other	1075	0.9
	Total	4014881	2582.79

Source: Assistant Director of Handloom, Nagercoil.

17.6 MICRO, SMALL, MEDIUM ENTERPRISES

Year: 2020-21 (upto JUNE 2020)

SL.NO	Industry Group Description (as per NIC 2008)	Division as per NIC 2008	No.of Units	Investment (Plant & Machinery) (in lakhs)	Employment
1	Veterinary activities	Data not available	19	Data not available	92
2	Accounting, Book keeping and auditing activities		36		124
3	Activities auxiliary to financial service activities, except insurance and pension funding		44		188
4	Activities of other membership Organisations		194		599
5	Animal Production		182		926
6	Architectural and Engineering activities and related technical consultancy		100		776
7	Beverage Serving activities		134		334
8	Building completion and finishing		33		221
9	Building of ships and boats		27		156
10	Business supports service activities n.e.c.		68		379
11	Cleaning activities		48		261
12	Combined facility support activities		33		173
13	Computer programming, consultancy and related activities		245		980
14	Construction of buildings		400		3677
15	Construction of other civil engineering projects		41		560
16	Construction of roads and railways		16		280
17	Courier activities		32		131
18	Creative, arts and entertainment activities		55		309
19	Data processing, hosting and relative activities		34		216

20	Demolition and site preparation		12		48
21	Educational support services		46		175
22	Electric power generation, transmission and distribution		20		111
23	Electrical, plumbing and other construction installation activities		75		373
24	Event catering and other food service activities		630		2632
25	Fund management activities		19		134
26	Higher education		10		343
27	Hospital activities		63		828
28	Human resource provision and management of human resources functions		19		310
29	Landscape care and maintenance service activities		73		433
30	Maintenance and repair of motor vehicle		153		531
31	Management consultancy activities		32		121
32	Manufacture of basic Iron and Steel		44		181
33	Manufacture of Beverages		40		262
34	Manufacture of Dairy products		65		262
35	Manufacture of electric motors, generators, transformers and electricity distribution and control apparatus		28		223
36	Manufacture of furniture		241		1262
37	Manufacture of Grain mill products, starches and starch products		187		858
38	Manufacture of Jewellery, Bijouterie and related articles		139		583
39	Manufacture of non metallic mineral products n.e.c		285		2046
40	Manufacture of other chemical products		84		378
41	Manufacture of other fabricated metal products		102		422

42	Manufacture of other food products		538		4593
43	Manufacture of other textiles		747		2727
44	Manufacture of paper and paper products		55		407
45	Manufacture of pharmaceutical , medicinal chemical and botanical products		55		415
46	Manufacture of plastics products		78		651
47	Manufacture of prepared animal feeds		28		116
48	Manufacture of products of wood, cork , straw and plating materials		277		7364
49	Manufacture of refined petroleum products		16		116
50	Manufacture of rubber products		93		500
51	Manufacture of special – purpose machinery		18		102
52	Manufacture of structural metal products , tanks,reservoirs and steam generators		77		358
53	Manufacture of vegetable and animal oils and fats		55		213
54	Manufacture of wearing apparel , except fur apparel		670		2509
55	Materials recovery		13		1046
56	Medical and dental practice activities		47		255
57	Motion picture , video and television programme activities		52		183
58	Non – specialized wholesale trade		62		326
59	Office administrative and support activities		56		148
60	Other Education		45		289
61	Other financial service activities , except insurance and pension funding activities		70		244
62	Other human health activities		69		304
63	Other information service activities		50		177

64	Other land transport		1039		2469
65	Other manufacturing n.e.c		241		1405
66	Other personal service activities		654		2364
67	Other professional , scientific and technical activites n.e.c		164		621
68	Other reservation service activities		72		144
69	Other social work activities without accommodation n.e.c		20		150
70	Other specialized consruction activities		26		143
71	Other specialized whole sale		142		633
72	Other telecommunication activities		46		144
73	Photographic activities		55		145
74	Primary Education		13		323
75	Printing and service activities related to printing		50		153
76	Private security activities		8		238
77	Processing and preserving of fish , crustaceans and molluscs		203		1744
78	Processing and preserving of fruits and vegetables		106		557
79	Processing and preserving of meat		30		128
80	Publishing of books , periodicals and other publishing activities		51		297
81	Quarrying of stone , sand and clay		84		554
82	Real estate activities on a fee or contract basis		31		160
83	Renting and leasing of motor vehicles		157		217

84	Renting and leasing of personal and household goods		32		123
85	Repair of fabricated metal products , machinery and equipment		122		610
86	Restaurants and mobile food service activities		131		651
87	Retail sale in non specialized stores		183		591
88	Retail sale of automotive fuel in specialized stores		36		300
89	Retail sale of cultural and recreation goods in specialized stores		61		163
90	Retail sale of food, beverages and tobacco in specialized stores		334		1062
91	Retail sale of other goods in specilaized stores		206		863
92	Retail sale of other household equipment in specialized stores		365		1529
93	Retail sale via stalls or markets		77		221
94	Retail trade not in stores,stalls or markets		82		241
95	Sales of motor vehicle parts and accessories		39		109
96	Sale , maintainence and repair of motor cycles and related parts and accessories		91		339
97	Sawmilling and planing of wood		87		485
98	Sea and coastal water transport		25		144
99	Secondary education		25		373
100	Short term accommodation activities		31		276
101	Sound recording and music publishing activities		28		110
102	Specilaized design activities		57		323
103	Spinning and weaving and finishing of textiles		243		1009

104	Support activities for transportation		183		494
105	Support activities to agriculture and post- harvest crop activities		82		344
106	Tanning and dressing of leather		26		101
107	Temporary employment agency activities		6		108
108	Transport via pipeline		230		608
109	Transport via railways		42		118
110	Travel agency and tour operator activities		152		516
111	Trusts , funds and other financial vehicles		6		159
112	Ware housing and storage		50		328
113	Water collection , treatment and supply		21		107
114	Wholesale of agricultural raw materials and live animals		67		326
115	Wholesale of food , beverages and tobacco		163		1603
116	Wholesale of household goods		127		834
117	Wholesale of machinery , equipment and supplies		73		335
118	Wired telecommunication activities		55		174
119	Others		734		-
	Total		14743		74207

17.6 a Total No of UAM/UDYAM filed units 2021-22

	Micro	Small	Medium	Total
Manufacturing	4699	110	9	4818
Service	9713	211	1	9925
Total	14412	321	10	14743

17.7 KHADI AND VILLAGE INDUSTRIES

Year: 2021-22

Sl.No	Industry	Production (Rs. in lakhs)	Sales (Rupees in lakhs)	Employments	Earnings (salary) (Rs. in lakhs)
I.Khadi					
1	Khadi production	68.16	0.00	41	17.95
2	Other production	0.00	0.00	0	0.00
3	Khadi sales	0.00	92.13	0	0.00
Total		51.87	92.13	41	17.95
II.Village Industries					
1	Soap Industry	41.65	217.54	2	1.72
2	Leather Industry	6.16	6.16	2	0.42
3	Honey packing	108.11	108.11	2	2.94
4	Village Industries	0	0.34	0	0.00
5	Co-op Societies	779.50	920.15	40	64.02
Total		935.42	1252.30	46	69.10
Grand Total		987.42	1344.43	87	87.05

Source :Assistant Director, Khadi and Village Industries, Nagercoil.

17.8 NO. OF PRINTING PRESSES FILED UAM/UDAYAM**Year: 2021-22**

Sl.No	Name of the Blocks/ Municipalities/Corporation	Number
1	Agastheeswaram	1
2	Killiyoor	0
3	Kurunthancode	0
4	Melpuram	1
5	Munchirai	0
6	Rajakkamangalam	0
7	Thiruvattar	0
8	Thovalai	0
9	Thuckalay	0
10	Nagercoil Corporation	3
11	Padmanabhapuram Municipality	0
12	Kuzhithurai Municipality	0
13	Colachel Municipality	0

Source: General Manager, District Industrial Centre, Nagercoil-4

17.9 NO. OF PHOTOCOPY (XEROX) CENTRES FILED UAM/UDAYAM**Year: 2021-22**

Sl.No	Name of the Block / Municipality /Corporation	NO. of Xerox centers
1	Agastheeswaram	9
2	Killiyoor	2
3	Kurunthancode	4
4	Melpuram	2
5	Munchirai	2
6	Rajakkamangalam	2
7	Thiruvattar	4
8	Thovalai	3
9	Thuckalay	1
10	Nagercoil Corporation	4
11	Padmanabhapuram Municipality	1
12	Kuzhithurai Municipality	0
13	Colachel Municipality	1

Source : General Manager, District Industrial Centre, Nagercoil-4

FACTORIES



18. FACTORIES
18.1 REGISTERED AND WORKING FACTORIES

Year: 2021-22

Sl.No	Item	Numbers
1	Factories on the Register at the beginning of the year	895
2	Factories added during the year	7
3	Factories removed during the year	5
4	Factories on the register at the end of the year	897
5	Number of working factories	478
6	Number of workers (working factories)	24428
7	Number not working (Default) Factory	419
8	Number of workers (Default factories)	16310

Source: Deputy Director, Industrial Safety and Health, Tirunelveli.

18.2 EMPLOYMENT IN WORKING FACTORIES

Year: 2021-22

Sl.No	Private Sector	No of Factories	Number of Workers
	Item		
1	2	3	4
1	Processing of Fish	7	208
2	Processing of Milk	4	114
3	Floor Milling	1	138
4	Rice Milling	4	65
5	Processing of Tea	1	18
6	Processing of Edible nuts	499	27295
7	Grinding of Spices	3	82
8	Spinning of Cotton Fibre	2	577
9	Manufacturing of other floor covering	1	48
10	Manufacturing of Nets	89	2660

11	Manufacturing of Garments	1	22
12	Saw Mill	7	122
13	Manufacturing of Veneer Sheets	8	129
14	Manufacturing of Papers	-	-
15	Manufacturing of Paper Boards	1	20
16	Manufacturing of Cartons	-	-

18.2 EMPLOYMENT IN WORKING FACTORIES (Cont..)

Year: 2021-22

Sl.No	Private Sector	No of Factories	Number of Workers
	Item		
17	News Paper & Printing	17	389
18	Manufacturing of Drugs	1	17
19	Manufacturing of Soaps	3	57
20	Manufacturing of Salts	3	84
21	Retreading of Tyres	1	12
22	Rubber Products	28	1916
23	Manufacturing of Poly Bags	-	-
24	Manufacturing of Bricks	5	103
25	Manufacturing of Building Meterials	10	227
26	Manufacturing of Rubber wood& Chemical Plant		
27	Manufacturing of Fabricated Structural Products	2	22
28	Manufacturing of Fabrication Stamping	-	-
29	Manufacturing of Stabilizer	-	-
30	Manufacturing of Other Electronic Components	11	307
31	Manufacturing of Coir & Brushes	3	53

32	Manufacturing of Generator for Electricity	4	95
33	Maintenance of repair of Motor vehicles	48	1403
	Others		
34	Match Making	5	40
35	Chemical Product	1	17
36	Kitchen Equipments	3	135
37	Granite Processing	2	75
38	Engineering Works	9	164
39	Manufacturing of Plastic Products	5	203
40	Automobile Workshop	81	3224
41	Tile Making	6	171
42	Aerated Drinks	1	19
43	PVC Processing	4	43
44	Blue Metal Crushing	8	233
45	Cattle feed Making	1	15
46	Concrete Mix	2	57
47	Pharma Making	5	109

Source: Deputy Director of Industrial Safety and Health –II, Tirunelveli-7

**18.3 UNIONS: INDUSTRIAL DISPUTES BY STRIKES AND LOCKOUTS AND
GHERAOS**

Year: 2021-22

Sl.No	Items	Numbers
1	2	3
1	NIL	NIL

Source: 1. Assistant Commissioner of Labour, (Conciliation) Nagercoil
2. Deputy Commissioner of Labour, Tirunelveli.

LOCAL BODIES



19.LOCAL BODIES**19.1 MUNICIPAL BODIES AREA AND POPULATION BY GRADES**

Year: 2021-22

Sl.No	Classification of Municipal Bodies	Number	Area (Sq.Km.)	Population (In '000'
1	2	3	4	5
1	Corporations	1	24.27	225
2	Special Grade	Nil	Nil	Nil
3	Selection Grade	Nil	Nil	Nil
4	First Grade	Nil	Nil	Nil
5	Second Grade	3	16.8	66
6	Third Grade	Nil	Nil	Nil
7	Township Committee	Nil	Nil	Nil

Source: Census of India - 2011

19.2 MUNICIPAL BODIES BY TALUKS

Year: 2021-22

Sl.No	Taluk	Corporations	Grade of Municipal Councils					Township Committee	Total
			Special	Selection	First	Second	Third		
1	2	3	4	5	6	7	8	9	10
1	Agastheeswaram	1	-	-	-	-	-	-	1
2	Thovalai		-	-	-	-	-	-	-
3	Kalkulam		-	-	-	2	-	-	2
4	Vilavancode		-	-	-	1	-	-	1
5	Killiyoor		-	-	-	1	-	-	1
6	Thiruvattar		-	-	-	-	-	-	-
	Total	1	-	-	-	4	-	-	5

19.3 PANCHAYAT UNIONS/VILLAGE PANCHAYATS/TOWN PANCHAYATS

Year: 2021-22

Sl.No	Development District	Panchayat Union	Village Panchayats	Town Panchayats
1	3	4	5	6
1	Kanniyakumari	9	95	51

19.4 REVENUE DIVISIONS, TALUKS, FIRKAS AND REVENUE VILLAGES

Year: 2021-22

Sl.No	Revenue Divisions	Revenue Taluks	Revenue Firkas	Revenue Villages
1	2	3	4	5
	2	6	18	188

Source: Revenue Department

**19.5 TAX COLLECTED BY CORPORATION
MUNICIPALITY, PANCHAYAT UNION, TOWN PANCHAYAT
VILLAGE PANCHAYAT**

(in crores)

Year:2021-22

Item	Corporation	Municipalities	Town Panchayats (in lakhs)	Village Panchayats
1	2	3	5	6
Property	10.99	4.36	1431.10	5.29
Professional	2.79	0.71	346.36	1.39
Non-tax/others	4.42	4.6	1941.52	5.12
Total	18.2	9.67	3718.98	11.8

Source: 1. Assistant Director, Panchayats/Town Panchayats.
2. Commissioner, Corporation/Municipalities.
3. All Panchayat Unions

20.LABOUR AND EMPLOYMENT**20.1 NO. OF PERSONS REGISTERED DURING THE YEAR AND
TOTAL NO. OF PERSONS WAITING UPTO THE END OF THE YEAR
AS PER LIVE REGISTER**

Year:2021-22

Sl. No	Type of Employment Exchange	No. of Persons registered during the year 01.04.2021-31.03.2022	Total No. of persons waiting upto the end the year 31.03.2022
1	2	3	4
1	District Employment Office, Nagercoil	37354	243779

Source: Assistant Director, District Employment Office, Nagercoil


20.2 NO. OF PLACEMENTS DURING THE YEAR

Year:2021-22

Sl. No	Type of Employment Exchange	Placement during the year 2021-22 (April 2021-March2022)	Placement upto the year 2022 (March 2022)
1	2	3	3
1	District Employment Office, Nagercoil	320	22926

Source: District Employment Office, Nagercoil

LEGAL SERVICE



21.LEGAL SERVICES
21.1 JUDICIAL DIVISION AND ORIGINAL JURISDICTION

Year:2021-22

Sl.No	Item	Number
1	2	3
1	Principal District Court and District Sessions Court	7
2	Chief Judicial Magistrate Court	1

Source: District Sessions Judge, Nagercoil

21.2 RESULTS OF CIVIL AND REVENUE CASES IN THE COURTS OF ORIGINAL JURISDICTION CIVIL SUITS REGULAR

Year:2021-22

Item	Number
Original Suit	2325

Source: District Sessions Judge, Nagercoil

21.3 RESULTS OF CIVIL AND REVENUE CASES IN THE COURTS OF ORIGINAL JURISDICTION CIVIL SUITS REGULAR (Detailed)

Year:2021-22

Item	Number
Original Suit	2325

Court of Small Causes,

Year:2021-22

Item	Number
NIL	

S.C Court of Small Causes,

Year:2021-22

Item	Number
NIL	

Source: District Sessions Judge, Nagercoil

21.4 RESULTS OF CIVIL AND REVENUE CASES IN THE COURTS OF ORIGINAL JURISDICTION CIVIL SUITS/CRIMINAL REGULAR

Year:2021-22

Item	Pending from the Last Year	Instituted during the year	Total for disposal	Disposed of	Pending during the year
Civil Unit	17257	6067	23324	5047	18271
Criminal Unit	17574	9409	26983	8323	18660

21.5 NATURE OF FREE LEGAL SERVICE AVAILABLE AND NO. OF BENEFICIARIES, NO. OF CASES DISPOSED OFF IN LOK ADALAT DURING THE YEAR

Year:2021-22

Nature of free legal service available	No. of Beneficiaries	No. of cases disposed off in Lok Adalat
Legal & Non Legal	7146	6871


Source : District Legal Service Authority, Nagercoil

21.6 NO. OF ADVOCATES PRACTICING IN COURTS


Year:2021-22

Sl.No	Name of the Court	No.of Advocates Practicing
1	Bar Association, Nagercoil	1022
2	Bar Association, Boothapandi	62
3	Bar Association, Padmanabapuram	266
4	Bar Association, Eraniel	109
5	Bar Association, Kuzhithurai	427
	Total	1886

Source: District Sessions Judge, Nagercoil



LIBRARY



22.LIBRARIES**22.1. List of Head and Branch Libraries in the district all the details of Members, Books available and Readers.**

Year:2021-22

Name of the Library	Members (Nos)	No.of Books available	Number of Readers
District Central Library, Nagercoil	32314	140031	15923
Branch Library	64421	507324	151959
Village Library	148729	1111349	464400
Part time Library	1208	500	468
Total	246672	1759204	632750

Source: District Library Officer, Nagercoil

22.1 No of Periodicals available (Cont.)

	District Central Library	Branch Library	Village Library	Part time Library	Total
Daily	8	7	5	1	21
Weekly	7	7	6	-	20
Bi-monthly	-	-	-	-	-
Monthly	85	85	94	-	264
Quarterly	-	-	-	-	-

Source: District Library Officer, Nagercoil

22.2 Number of Libraries in Government Building/Rental Building.

Year:2021-22

Libraries in Government Building (in Nos)	Rent free (in Nos)	Libraries in Rental Building (in Nos)
46	89	NIL

Source: District Head Library Office, Nagercoil

22.3 Number of Reading Rooms

Year:2021-22

Sl.No	Name of the Block/Municipality/Corporation	Name and Place of Libraries	Number of Reading Room
1	Nagercoil Corporation	District Central Library, Vadasery, Nagercoil	1
Branch Library			
1	Thovalai Block	Branch Library, Aralvoimozhi	1
2	Agastheeswaram Block	Branch Library, Agastheeswaram	1
3	Agastheeswaram Block	Branch Library, Azhagappapuram	1
4	Agastheeswaram Block	Branch Library, Anjugramam	1
5	Agastheeswaram Block	Branch Library, Suchindram	1
6	Kurunthancode Block	Branch Library, Kallukuttam	1
7	Kurunthancode Block	Branch Library, Karankadu	1
8	Kurunthancode Block	Branch Library, Manavalakurichi	1
9	Kurunthancode Block	Branch Library, Manday Market	1
10	Kurunthancode Block	Branch Library, Ammandivilai	1
11	Kurunthancode Block	Branch Library, Kovillan vilai	1
12	Killiyoor Block	Branch Library, Killiyoor	1
13	Killiyoor Block	Branch Library, Midalakadu	1
14	Thuckalay Block	Branch Library, Padmanabhapuram	1
15	Melpuram Block	Branch Library, Edaicode	1
16	Melpuram Block	Branch Library, Arumanai	1
17	Munchirai Block	Branch Library, Villathurai	1
18	Munchirai Block	Branch Library, Painkulam	1
19	Munchirai Block	Branch Library, Kuzhithurai	1
20	Thiruvattar Block	Branch Libray, Thirunanthikarai	1
21	Colachel Municipality	Branch Library, Colachel	1
Village Library			
	Agastheeswaram Block	Village Library,	
1	"	" Arumugapuram	1
2	"	" Myladi Puthoor	1
3	"	" Kanniyakumari	1
4	"	" Kottaram	1
5	"	" Kovalam	1
6	"	" Pottalkulam	1
7	"	" Parappuvilai	1
8	"	" Swamythoppu	1
9	"	" Saravanatheri	1
10	"	" Nainaaputhoor	1
11	"	" Sukuparitherivilai	1
12	"	" Parappuvilai	1
13	"	" Chinnamuttom	1
14	"	" Thenthamaraikulam	1
15	"	" Pooviyoor	1
16	"	" Chanthaiyadi	1
17	"	" Vavathurai	1
18	"	" Therku Baghavathipuram	1

22.3 Number of Reading Rooms (Cont...)

Sl.No	Name of the Block	Name and Place of Libraries	Number of Reading Room
Village Library			
	Kurunthancode Block	Village Library,	
19	”	” Aalanchi	1
20	”	” Kadiyapattanam	1
21	”	” Konnakuzhivilai	1
22	”	” Kodimunai	1
23	”	” Kurunthancode	1
24	”	” Kurumbanai	1
25	”	” Kunnankadu	1
26	”	” Mela Kattimancode	1
27	”	” Mallancode	1
28	”	” Nettancode	1
29	”	” Peyankuzhi	1
30	”	” Konamkadu	1
31	”	” Punnaivilai	1
32	”	” Sahayanagar	1
33	”	” Saral	1
34	”	” Srikrishnapuram	1
35	”	” Vaaniyakudi	1
36	”	” Veerani	1
37	”	” Villukuri	1
38	”	” Mottavilai	1
39	”	” Paduvakarai	1
	Rajakkamangalam Block	Village Library	
40	”	” Alathankarai	1
41	”	” Ethamozhi	1
42	”	” Ganapathipuram	1
43	”	” Orumavilai	1
44	”	” Chadayal puthoor	1
45	”	” Kiramam	1
46	”	” Keela Puthalam	1
47	”	” Madathattuvilai	1
48	”	” Manakudi	1
49	”	” Maravankudiruppu	1
50	”	” Melatharavilai	1
51	”	” Pallam	1
52	”	” Puthanthurai	1
53	”	” Puthalam	1
54	”	” Thengamputhoor	1
55	”	” Vellichandai	1

22.3 Number of Reading Rooms (Cont...)

Sl.No	Name of the Block	Name and Place of Libraries	Number of Reading Room
Village Library			
	Thuckalay Block	Village Library,	
56	„	" Muthalakurichi	1
57	„	" Mullachan Vilai	1
58	„	" Thiruvithamcode	1
59	„	" Thikkanamcode	1
60	„	" Thodukulam	1
61	„	" Vayakkarai	1
62	„	" Semparuthivilai	1
63	„	" Vellicode	1
	Killiyoor Block	Village Library,	
64	„	" Appicode	1
65	„	" Edavilagam	1
66	„	" Elavuvilai	1
67	„	" Enayamputhenthurai	1
68	„	" Karungal	1
69	„	" Karavilai	1
70	„	" Kazhapparai	1
71	„	" Mathapuram	1
72	„	" Midalam	1
73	„	" Mullankinavilai	1
74	„	" Nalloor	1
75	„	" Paloor	1
76	„	" Parambuvilai	1
77	„	" Pothiyavilai	1
78	„	" Pootteti	1
79	„	" Thozhicode	1
80	„	" Vencode	1
81	„	" Vizhunthayampalam	1
82	„	" Thottathuvilai	1
	Munchirai Block	Village Library,	
83	„	" Madacheri	1
84	„	" Marayapuram	1
85	„	" Panavilai	1
86	„	" Vavarai	1

22.3 Number of Reading Rooms (Cont...)

Sl.No	Name of the Block	Name and Place of Libraries	Number of Reading Room
Village Library			
	Thiruvattar Block	Village Library,	
87	„	" Atoor	1
88	„	" Kulasekaram	1
89	„	" Ponmanai	1
90	„	" Payanam	1
	Melpuram Block	Village Library,	
91	„	" Maalaicode	1
92	„	" Manchalumoodu	1
93	„	" Parakkuntu	1
94	„	" Pacode	1
95	„	" Palugal	1
96	„	" Thiruttuvapuram	1
97	„	" Unnamalaikadai	1
	Thovalai Block	Village Library,	
98	„	" Ananthapadmanabapuram	1
99	„	" Chenbagaramanputhoor	1
100	„	" Thovalai	1
101	„	" Veerannarayanamangalam	1
102	„	" Samathuvapuram	1
	Nagercoil Corporation	Village Library,	
103	„	" Kalainagar	1
104	„	" Melaperuvilai	1
105	„	" Peruvilai	1
106	„	" Municipality Park,Nagercoil	1
107	„	" Sarakkalvilai	1
108	„	" Christoher nager	1
109	„	" Pudhukudiyiruppu	1
Part time Library			
1	Agastheeswaram Block	Kamarajmanimandapam	1
2	Munchirai Block	Samathuvapuram	1
		Kalinkarajapuram	1
3	Kurunthencode Block	Reethapuram	1
4	Rajakkamangalam	Pozhikkarai	1

Source: District Library Officer, Nagercoil

23.MINING AND QUARRYING**23.1 No. Of Mining and Quarrying units in the District**

Year:2021-22

Sl.No	Name of the mineral	Number of		Total	Remarks
		Mining	Quarrying		
1	Raw sand (Garnet and associated mineral)	9	-	9	2 mining lease under Operation
2	Rough stone	-	13	13	7 quarry under Operation
3	Earth / Gravel	-	-	-	
4	Granite	-	3	3	1 quarry under Operation
Total		9	16	25	

Source: Assistant Director of Geology and Mining, Nagercoil.

23.2 Classification-wise production during the year

Year:2021-22

Sl.No	Name of the Minerals	Production (in tons)	Value (in Rs)
1	Raw sand (Garnet and associated mineral)	7,83,000 tons	3,97,10,000
2	Rough stone	2,89,893 cbm	1,77,59,663
3	Gravel / Earth	-	-
4	Granite	33.74cbm	72,068

Source: Assistant Director of Geology and Mining, Nagercoil.

24. MANUFACTURING SECTOR

24.1 Number of food and allied manufacturing units in the District

Year:2021-22

Name of Taluk	Description of the Industry	No of Factory	All Employees	Value of Output Rs in lakhs	Value Added
1	2	3	4	5	6
Agastheeswaram	Cashew	19	1268	-	-
	Milk product	1	37	-	-
	Salt Making	3	84	-	-
	Fish Processing	4	79	-	-
	Snacks Making	-	-	-	-
	Tea	-	-	-	-
	Aerated Drinks	-	-	-	-
	Others	13	1366	-	-
Thovalai	Cashew	10	591	-	-
	Milk product	1	19	-	-
	Salt Making	-	-	-	-
	Fish Processing	-	-	-	-
	Snacks Making	-	-	-	-
	Tea	-	-	-	-
	Aerated Drinks	1	19	-	-
	Others	2	20	-	-
Kalkulam	Cashew	95	6397	-	-
	Milk product	-	-	-	-
	Salt Making	-	-	-	-
	Fish Processing	1	20	-	-
	Snacks Making	1	59	-	-
	Tea	-	-	-	-
	Aerated Drinks	-	-	-	-
	Others	1	19	-	-
Thiruvattar	Cashew	45	2942	-	-
	Milk product	-	-	-	-
	Salt Making	-	-	-	-
	Fish Processing	-	-	-	-
	Snacks Making	-	-	-	-
	Tea	1	18	-	-
	Aerated Drinks	-	-	-	-
	Others	-	-	-	-
Killiyoor	Cashew	55	2943	-	-
	Milk product	-	-	-	-
	Salt Making	-	-	-	-
	Fish Processing	-	-	-	-

	Snacks Making	-	-	-	-
	Tea	-	-	-	-
	Aerated Drinks	-	-	-	-
	Others	-	-	-	-
Vilavancode	Cashew	273	13167	-	-
	Milk product	2	58	-	-
	Salt Making	-	-	-	-
	Fish Processing	2	109	-	-
	Snacks Making	1	12	-	-
	Tea	-	-	-	-
	Aerated Drinks	-	-	-	-
	Others	-	-	-	-
	Total	531	29227	-	-

Source: Deputy Director of Industrial Safety and Health -II, Tirunelveli-7

24.2 Number of non-food manufacturing units in the District

Year:2021-22

Name of the Taluk	Description of the Industry	No. of Factories	Employess	Value of Output (Rs in Lakhs)	Value added
Agasthees waram	Automobile workshop	50	1013	-	-
	Aluminium Containers	-	-	-	-
	Blue Metal	1	42	-	-
	Bricks Making	1	19	-	-
	Carrugated Boards	1	19	-	-
	Cement Product	-	-	-	-
	Cotton Spinning	1	219	-	-
	Concrete Poles	-	-	-	-
	Containers	-	-	-	-
	Coir products	8	181	-	-
	Cement Packing	-	-	-	-
	Concrete Mix	-	-	-	-
	Current transformer and potential transformer	-	-	-	-
	Engineering Works	2	32	-	-
	Electronic Product	-	-	-	-
	Electro Plating	-	-	-	-
	Fishnet mono fiber products	-	-	-	-
	Flament Making	-	-	-	-
	Fishnet making	72	2266	-	-

	Fiber Products	-	-	-	-
	Floor Mats	-	-	-	-
	Garnet Manufacturing	1	34	-	-
	Garments	-	-	-	-
	Gloves Packing	-	-	-	-
	Granite Processing	-	-	-	-
	Hollow Bricks	-	-	-	-
	Industrial Oxygen	-	-	-	-
	Ice plant	6	35	-	-
	Kitchen Equipment	-	-	-	-
	Lube Oils	1	18	-	-
	Match Making			-	-
	Mono Filament Making	1	14	-	-
	Manufacturing of mattresses and pillow	-	-	-	-
	Pharma making	3	49	-	-
	Plastic moulded goods	3	101	-	-
	Printing	10	253	-	-
	Plastic optical frames	-	-	-	-
	Power generation	-	-	-	-
	Processings of metals	-	-	-	-
	paper boards	-	-	-	-
	Plastic utilities	-	-	-	-
	PVC Processings	-	-	-	-
	Plywood Making	-	-	-	-
	Rubber Products	13	1317	-	-
	Readymix Concrete	-	-	-	-
	Soap Making	-	-	-	-
	Steel Products	3	35	-	-
	Spinning	-	-	-	-
	Saw Mill	-	-	-	-
	Tire Retreating	1	12	-	-
	Tile Making	2	63	-	-
	Veneers Making	-	-	-	-
	Wind Farm	-	-	-	-
	Total	180	5722	-	-
Thovalai	Automobile workshop	3	290	-	-
	Aluminium Containers	-	-	-	-
	Blue Metal	1	20	-	-

Bricks Making	4	84	-	-
Carrugated Boards	-	-	-	-
Cement Product	-	-	-	-
Cotton Spinning	-	-	-	-
Concrete Poles	-	-	-	-
Containers	-	-	-	-
Coir products	-	-	-	-
Cement Packing	1	20	-	-
Concrete Mix	1	15	-	-
Current transformer and potential transformer	1	12	-	-
Engineering Works	4	63	-	-
Electronic Product	-	-	-	-
Electro Plating	1	17	-	-
Fishnet mono fiber products	-	-	-	-
Flament Making	-	-	-	-
Fishnet making	9	195	-	-
Fiber Products	-	-	-	-
Floor Mats	-	-	-	-
Garnet Manufacturing	-	-	-	-
Garments	1	22	-	-
Gloves Packing	1	71	-	-
Granite Processing	-	-	-	-
Hollow Bricks	-	-	-	-
Industrial Oxygen	1	20	-	-
Ice plant	-	-	-	-
Kitchen Equipment	3	135	-	-
Lube Oils	-	-	-	-
Match Making	-	-	-	-
Mono Filament Making	-	-	-	-
Manufacturing of mattresses and pillow	-	--	-	-
Pharma making	1	41	-	-
Plastic moulded goods	1	70	-	-
Printing	-	-	-	-
Plastic optical frames	-	-	-	-
Power Generation	-	-	-	-
Processing of Metal	-	-	-	-
paper board	1	20	-	-
Plastic utilities	1	43	-	-
PVC Processings	2	20	-	-
Plywood Making	3	103	-	-
Rubber Products	8	268	-	-
Readymix Concrete	-	-	-	-
Soap Making	-	-	-	-

	Steel Products	-	-	-	-
	Spinning	1	358	-	-
	Saw Mill	-	-	-	-
	Tire Retreating	1	12	-	-
	Tile Making	1	41	-	-
	Veneers Making	-	-	-	-
	Wind Farm	1	18	-	-
	Total	52	1958	-	-
				-	-
	Automobile workshop	1	39	-	-
	Aluminium Containers	-	-	-	-
	Blue Metal	-	-	-	-
	Bricks Making	-	-	-	-
	Carrugated Boards	-	-	-	-
	Cement Product	-	-	-	-
	Cotton Spinning	-	-	-	-
	Concrete Poles	-	-	-	-
	Containers	-	-	-	-
	Coir products	-	-	-	-
	Cement Packing	-	-	-	-
	Concrete Mix	-	-	-	-
	Current transformer and potential transformer	-	-	-	-
	Engineering Works	-	-	-	-
	Electronic Product	1	18	-	-
	Electro Plating	-	-	-	-
	Fishnet mono fiber products	-	-	-	-
	Flament Making	-	-	-	-
	Fishnet making	-	-	-	-
	Fiber Products	-	-	-	-
	Floor Mats	-	-	-	-
	Garnet Manufacturing	-	-	-	-
	Garments	-	-	-	-
	Gloves Packing	-	-	-	-
	Granite Processing	-	-	-	-
	Hollow Bricks	-	-	-	-
	Industrial Oxygen	-	-	-	-
	Ice plant	-	-	-	-
	Kitchen Equipment	-	-	-	-
	Lube Oils	-	-	-	-
	Match Making	-	-	-	-
	Mono Filament Making	-	-	-	-
	Manufacturing of mattresses and pillow	-	-	-	-
	Pharma making	-	-	-	-

	Plastic moulded goods	-	-	-	-
	Printing	-	-	-	-
	Plastic optical frames	-	-	-	-
	Power Generation	1	10		
	Processing of Metal	-	-	-	-
	paper board	-	-	-	-
	Plastic utilities	-	-	-	-
	PVC Processings	-	-	-	-
	Plywood Making	-	-	-	-
	Rubber Products	2	93	-	-
	Readymix Concrete	-	-	-	-
	Soap Making	-	-	-	-
	Steel Products	1	34	-	-
	Spinning	-	-	-	-
	Saw Mill	-	-	-	-
	Tire Retreating	-	-	-	-
	Tile Making	-	-	-	-
	Veneers Making	-	-	-	-
	Wind Farm	-	-	-	-
	Total	6	194	-	-

Source: Deputy Director of Industries Safety and Health II- Tirunelveli-7

24.2 Number of non-food manufacturing units in the District (Cont...)

Year:2021-22

Name of the Taluk	Description of the Industry	No. of Factories	Employess	Value of Output (Rs in Lakhs)	Value added
Kalkulam	Automobile workshop	10	712	-	-
	Aluminium Containers	-	-	-	-
	Blue Metal	-	-	-	-
	Bricks Making	1	10	-	-
	Carrugated Boards	-	-	-	-
	Cement Product	2	39	-	-
	Cotton Spinning	-	-	-	-
	Concrete Poles	-	-	-	-
	Containers	-	-	-	-
	Coir products	-	-	-	-
	Cement Packing	-	-	-	-
	Concrete Mix	-	-	-	-
	Current transformer and potential transformer	-	-	-	-

	Engineering Works	1	25	-	-
	Electronic Product	9	272	-	-
	Electro Plating	-	-	-	-
	Fishnet mono fiber products	1	20	-	-
	Flament Making	-	-	-	-
	Fishnet making	6	159	-	-
	Fiber Products	2	32	-	-
	Floor Mats	-	-	-	-
	Garnet Manufacturing	-	-	-	-
	Garments	-	-	-	-
	Gloves Packing	3	171	-	-
	Granite Processing	-	-	-	-
	Hollow Bricks	-	-	-	-
	Industrial Oxygen	-	-	-	-
	Ice plant	8	68	-	-
	Kitchen Equipment	-	-	-	-
	Lube Oils	-	-	-	-
	Match Making	2	18	-	-
	Mono Filament Making	-	-	-	-
	Manufacturing of mattresses and pillow	1	23	-	-
	Pharma making	1	19	-	-
	Plastic moulded goods	-	-	-	-
	Printing	3	72	-	-
	Plastic optical frames	1	36	-	-
	Power Generation	2	73	-	-
	Processing of Metals	2	52	-	-
	paper board	-	-	-	-
	Plastic utilities	-	-	-	-
	PVC Processings	-	-	-	-
	Plywood Making	-	-	-	-
	Rubber Products	5	230	-	-
	Readymix Concrete	1	18	-	-
	Soap Making	2	38	-	-
	Steel Products	-	-	-	-
	Spinning	-	-	-	-
	Saw Mill	3	46	-	-
	Tire Retreating	-	-	-	-
	Tile Making	4	86	-	-
	Veneers Making	6	103	-	-
	Wind Farm	-	-	-	-
	Total	76	2322	-	-
Killiyoor	Automobile workshop	-	-	-	-
	Aluminium Containers	-	-	-	-

Blue Metal	-	-	-	-
Bricks Making	-	-	-	-
Carrugated Boards	-	-	-	-
Cement Product	-	-	-	-
Cotton Spinning	-	-	-	-
Concrete Poles	1	42		
Containers	-	-	-	-
Coir products	-	-	-	-
Cement Packing	-	-	-	-
Concrete Mix	-	-	-	-
Current transformer and potential transformer	-	-	-	-
Engineering Works	1	27		
Electronic Product	-	-	-	-
Electro Plating	-	-	-	-
Fishnet mono fiber products	-	-	-	-
Flament Making	-	-	-	-
Fishnet making	-	-	-	-
Fiber Products	1	19	-	-
Floor Mats	-	-	-	-
Garnet Manufacturing	-	-	-	-
Garments	-	-	-	-
Gloves Packing	-	-	-	-
Granite Processing	-	-	-	-
Hollow Bricks	-	-	-	-
Industrial Oxygen	-	-	-	-
Ice plant	2	7	-	-
Kitchen Equipment	-	-	-	-
Lube Oils	-	-	-	-
Match Making	-	-	-	-
Mono Filament Making	-	-	-	-
Manufacturing of mattresses and pillow	-	-	-	-
Pharma making	-	-	-	-
Plastic moulded goods	-	-	-	-
Printing	1	18		
Plastic optical frames	-	-		
Power Generation	-	-	-	-
Processing of Metal	-	-	-	-
paper board	-	-	-	-
Plastic utilities	-	-	-	-
PVC Processings	-	-	-	-
Plywood Making	-	-	-	-
Rubber Products	-	-	-	-

	Readymix Concrete	-	-	-	-
	Soap Making	1	19		
	Steel Products	-	-	-	-
	Spinning	-	-	-	-
	Saw Mill	-	-	-	-
	Tire Retreating	-	-	-	-
	Tile Making	-	-	-	-
	Veneers Making	-	-	-	-
	Wind Farm	-	-	-	-
	Veneers Making	-	-	-	-
	Wind Farm	-	-	-	-
	Total	7	132	-	-
Vilavancode	Automobile workshop	16	710	-	-
	Aluminium Containers	1	12	-	-
	Blue Metal	-	-	-	-
	Bricks Making	1	15	-	-
	Carrugated Boards	-	-	-	-
	Cement Product	-	-	-	-
	Cotton Spinning	-	-	-	-
	Concrete Poles	-	-	-	-
	Containers	1	13P	-	-
	Coir products	-	-	-	-
	Cement Packing	-	-	-	-
	Concrete Mix	-	-	-	-
	Current transformer and potential transformer	-	-	-	-
	Engineering Works	1	17	-	-
	Electronic Product	-	-	-	-
	Electro Plating	-	-	-	-
	Fishnet mono fiber products	-	-	-	-
	Flament Making	-	-	-	-
	Fishnet making	-	-	-	-
	Fiber Products	1	17	-	-
	Floor Mats	1	48	-	-
	Garnet Manufacturing	-	-	-	-
	Garments	-	-	-	-
	Gloves Packing	-	-	-	-
	Granite Processing	3	86	-	-
	Hollow Bricks	3	33	-	-
	Industrial Oxygen	-	-	-	-
	Ice plant	2	21	-	-
	Kitchen Equipment	-	-	-	-
	Lube Oils	-	-	-	-
Match Making	4	33	-	-	

	Mono Filament Making	-	-	-	-
	Manufacturing of mattresses and pillow	-	-	-	-
	Pharma making	-	-	-	-
	Plastic moulded goods	-	-	-	-
	Printing	3	46	-	-
	Plastic optical frames	-	-	-	-
	Power Generation	-	-	-	-
	Processing of Metal	-	-	-	-
	paper board	-	-	-	-
	Plastic utilities	-	-	-	-
	PVC Processings	2	23	-	-
	Plywood Making	-	-	-	-
	Rubber Products	1	19	-	-
	Readymix Concrete	-	-	-	-
	Soap Making	-	-	-	-
	Steel Products	-	-	-	-
	Spinning	-	-	-	-
	Saw Mill	3	64	-	-
	Tire Retreating	-	-	-	-
	Tile Making	-	-	-	-
	Veneers Making	2	26	-	-
	Wind Farm	-	-	-	-
	Total	45	1183	-	-

Source: Deputy Director of Industries Safety and Health II- Tirunelveli-7

25.MEDICAL SERVICES**25.1 No. of Medical Colleges in the Dist. with Students and Teachers**

Year:2021-22

Sl.No	Name of the Institution	Students			Teachers
		Boys	Girls	Total	
1	2	3	4	5	6
I	<u>Medical colleges</u>				
1	Govt. Medical college, (Allopathy) Asaripallam	340	383	723	190
2	Sree Mookambika Institute of Medical Science College	199	373	572	123
II	<u>Dental College</u>				
3	Sree Mookambika Institute of Dental Science College, Kulasekaram	68	218	286	54
III	<u>Homeopathy</u>				
4	Sarada Krishna Homeopathic Medical College,Kulasekaram	126	526	652	62
5	White Memorial Homeopathy College, Attoor	71	323	394	53
6	Mariya Homeopathic Medical College, Munchirai	37	155	192	119
IV	<u>Siddha</u>				
7	ATSVS Sidda Medical College, Munchirai	45	145	190	3
8	Maria Siddha Medical College and Hospital, Attoor	80	318	398	181
V	<u>Ayurveda</u>				
9	Government Ayurvedic College, Nagercoil	78	216	294	29
10	Mariya Ayurveda Medical College and Hospital, Attoor	54	191	245	165
VI	<u>Yoga and Naturopathy</u>				
11	Sree Ramakrishna Yoga and Naturopathy College, Kulasekaram	122	342	464	50

25.2 Number of Pharmacy Colleges with Students and Teachers

Year:2021-22

Sl.No	Name of the Institution	Students			Teachers
		Boys	Girls	Total	
1	2	3	4	5	6
1	Nadar Mahajana Sangam College of Pharmacy, Mathaar	35	201	236	15

25.3 No.of Medical Stores in the District (Category-wise)

Year:2021-22

Sl.No	Item	Number of Medical Stores
1	2	3
1	Indian Medicine	41
2	English Medicine	1055
	Others (Homeo)	15
	Total	1111

Source: Assistant Director of Drugs, Control of Tirunelveli Zone

25.4 No.of Veterinary Colleges with Students and Teachers

Year:2021-22

Sl.No	Name of the Institution	Students			Teachers
		Boys	Girls	Total	
1	2	3	4	5	6
Nil					

26.MOTOR VEHICLES**26.1 No. of Motor Vehicles (category-wise) on road upto the end of the year**

Year:2021-22

Commercial

Stage Carriage			Auto Rickshaw	Ordinary Taxi	Motor Cab	Maxi Cab
Centre	Public	Private				
Nagercoil	975	76	4737	0	971	1139
Marthandam	0	159	5512	0	868	1066
Total	975	235	10249	0	1839	2205

Centre	Omni Buses	Private Service Vehicle and others	School Bus	Ambulance	Fire Fighter	Light Commercial Vehicle	Lorry	
							State Permit	National Permit
Nagercoil	119	105	833	144	1	634	2503	621
Marthandam	10	16	1141	90	0	1941	2617	124
Total	129	121	1974	234	1	2575	5120	745

Articulated Vehicle			Tractor/Trailer	Total Commercial Vehicles
Centre	State Permit	National Permit		
Nagercoil	420	149	7	13434
Marthandam	883	507	58	14992
Total	1303	656	65	28420

Non-Commercial Vehicles

Centre	Motor Cycles	Scooter	Moped	Tri-Cycle Auto	Motor Car	Jeep	Station Wagon
Nagercoil	128598	91124	15254	0	41247	0	0
Marthandam	234460	93298	10019	0	43641	0	0
Total	363058	184422	25273	0	84888	0	0

Centre	Tractor	Three Wheeler	Four Wheeler	Road Rollers	Others	Total Non.Commercial Vehicles
Nagercoil	1153	164	0	5	1218	278763
Marthandam	331	195	0	0	1193	383137
Total	1484	359	0	5	2411	661900

Table 26.1 Cont...

Center	Total Commercial vehicles	Total Non-Commercial Vehicles	Grand Total (Commercial+Non Commercial)
Nagercoil	13434	278763	292197
Marthandam	14992	383137	398129
Total	28426	661900	690326

26.2 No of Motor Vehicles (Category wise) Registered during the year 2021-22

Sl.No	Category	During the year	
		Nagercoil	Marthandam
1	Commercial Vehicle	798	1369
2	Non Commercial Vehicle	13162	20985
	Total	13960	22354

26.3 NO.OF PERSONS ISSUED DRIVING LICENCE

Sl.No	Category	No. of Driving licence issued	
		Nagercoil	Marthadam
1	2	3	4
1	New	5191	18413
2	Renewal	10581	14666
	Total	15772	33079

Source: Regional Transport Officer Nagercoil & Marthandam

27. NON-CONVENTIONAL ENERGY GENERATION

27.1 NO. OF SOLAR ENERGY GENERATING UNITS IN THE DISTRICT WITH PRODUCTION DATA

Year:2021-22

Sl.No	Name and place of Solar energy system exist	Tariff			Installed capacity in KW	Generatio n (in Million Units)	Remarks
		Domestic	Comme rcial	Total			
1	<u>ON GRID</u> M/S.J.K.Fenner Indl.Ltd	Nil					
2	Remaining Small Units(Housing/Office)	131	128	259	1397.569		
	Others	22		22	298.525		
	Total				1699.094		

Source: Installation: EB Office, Nagercoil
Generation: Superintending of Engineer, NCES, TNEB Office, Tirunelveli.



27.2 NO. OF WIND MILLS GENERATING UNITS WITH PRODUCTION DATA

Year: 2021-22

Sl.No	Name and Place of Wind Mills Generation exist	Installed Capacity (in Mega Watts)	Generation (in Million Units)
1	Wind mills Muppandal area and Kanniyakumari area (239 Nos)	118.165MW	454.43MW

Source: Senior Engineer, KKEDC, Tamil Nadu Electricity Board, Nagercoil

POLICE AND PRISON



28.POLICE AND PRISONS**28.1 POLICE FORCE**

Year:2021-22

Sl.No	Name of the District	Year	No.of Police Stations	All Women police Stations	Out Posts	Actual Police Strength
1	2	3	4	5	6	7
1	Kanniyakumari	2022	34	4	2	1256

Road Accident Particulars for Kanniyakumari District**During the year 2021-22**

Sl.No	Total number of Accidents	No of persons injured	No of Persons Killed
	1107	1190	304

Source: Superintendent of Police, Nagercoil

28.2 COGNIZABLE OFFENCES UNDER INDIAN PENAL CODE

Year:2021-22

Sl.No	IPC Cases	Number of Cases Reported
		01.04.2021 to 31.03.2022
1	Total Cognizable crimes under IPC	4198

Source: Superintendent of Police, Nagercoil

28.3 PRISONS AND CONVICTS

Year:2021-22

Sl.No	Classification of prisons	Number
1	2	3
1	Central prison	-
2	State prison for Women	-
3	Sub-Jails,Kuzhithurai	1
4	Special Sub-Jails (women), Thuckalay	1
5	Open Air Prison	-
6	Fifth Garden (Salem)	-
7	Borstal School	-
8	District Jail, Nagercoil	1

(table 28.3 contd)**Classification of Convicts**

Sl.No	Length of Sentences	Male	Female	Total
1	2	3	4	5
1	Below one year	-	-	-
2	Above one year and not exceeding two years	-	-	-
3	Above two years and not exceeding five years	-	-	-
4	Exceeding five years and not exceeding ten years	-	-	-
5	Exceeding ten years	-	-	-
6	Life Sentence	-	-	-
7	Sentence to death	-	-	-
Total		-	-	-

Source: Superintendent of District Jail, Nagercoil

28.4 NO. OF CASES REGISTERED UNDER P.C.R

Year:2021-22

Sl.No	Name of the Stations	No. of Cases Registered under P.C.R	Central POA Act
1	2	3	4
1	P.C.R Unit Nagercoil	0	0
2	Local Police Station	12	0

Source: Superintendent of Police, Nagercoil

28.5 NO.OF CASES REGISTERED AGAINST WOMEN

Year:2021-22

Sl.No	Nature of crime	No. of Cases (01.04.2021 to 31.03.2022)
1	Rape	8
2	Dowry Death	0
3	Molestation	43
4	Kidnapping Women & Girls	29
5	Cruelty by husband	4
6	TN Women Harassment	573
7	DP Act	72
8	POCSO Act	101
Total		830

Source: Superintendent of Police, Nagercoil

29.PUBLIC HEALTH**29.1 PUBLIC HEALTH AND MEDICAL SERVICES RENDERED BY ORGANISATIONS AND INDIVIDUAL****Year:2021-22**

Sl.No	Items	Numbers
1	2	3
1	Hospitals (Allopathy / Indian Medicine / Homeopathy)	26
2	Dispensaries	13
3	Primary Health Centre (Modern Medicine)	39
4	Urban Primary Health Centre (Modern Medicine)	8
5	Health Sub Centre	307
6	Maternity & Child Welfare Clinic	-
7	Yoga and Naturopathy / Unani (PHC)	1
8	Ayurvedic (PHC)	4
9	Siddha (PHC)	26
10	Homeopathy (PHC)	3
11	Unani (PHC)	2
Total		429

Source: Deputy Director of Health Services, Nagercoil

29.2 NO. OF PRIMARY HEALTH CENTRES WITH SUB- CENTRES

Year:2021-22

Sl.No	Name of the Block/Municipality/ Corporation	No. of Primary Health Centres	Urban PHC	No. of Sub-Centres
1	2	3	4	5
Block				
1	Thovalai	5		20
2	Agastheeswaram	4		27
3	Rajakkamangalam	3		26
4	Kurunthancode	4		34
5	Killiyoor	4		29
6	Munchirai	5		35
7	Melpuram	5		33
8	Thiruvattar	5		31
9	Thuckalay	4		32
Corporation				
1	Nagercoil		5	28
Municipality				
1	Colachel		1	4
2	Padmanabapuram		1	4
3	Kuzhithurai		1	4
Total		39	8	307

Source: Deputy Director of Health Services, Nagercoil

30. PRINTING AND PUBLICATION
30.1 NO. OF NEWS PAPERS, WEEKLY MAGAZINES, MONTHLY
MAGAZINES ETC., PUBLISHED

Year:2021-22

NUMBER OF NEWSPAPERS (Language & Periodicity-wise)									
Languges	Dailies	Tri/Bi- Weeklies	Weeklies	Fort-nightlies	Monthlies	Quarterlies	Others	Annuals	Total
Tamil	7	-	-	-	1	-	-	-	7
English	-	-	-	-	-	-	-	-	-

Source: Public Relations Officer, Nagercoil & Krishna Book and Paper store, Nagercoil

30.2 NO. OF PUBLISHERS IN THE DISTRICT OTHER THAN NEWS PAPERS AND
MAGAZINES

Year:2021-22

Sl.No	Name of the Block/Municipality/Corporation	No. of Publishers
1	2	3
1	Nagercoil Corporation	12
2	Padmanabhapuram Municipality	2
3	Thovalai Block	1
4	Rajakkamangalam Block	1
Total		16

30.3 NO.OF PRINTING PRESSES IN THE DISTRICT

Year:2021-22

Sl.No	Name of the district	No. of Printing Press filed UAM during the year	Type of the Press (Letter Press/Offset/Colour Graphics)
1	2	3	4
1	Kanniyakumari	4	Off set -4

Source: General Manager, District Industrial Centre, Nagercoil-4

PRICE INDICES**31.1 WHOLESALE PRICE INDEX NUMBERS OF TAMIL NADU 2021-22****(BASE YEAR 2011-12=100)**

Month	Primary Articles	Food Articles	Non-Food Articles	Minerals	Crude Petroleum	Fuel Power light	Manufacturing products	All commodities
APRIL '20	170.60	171.59	172.42	199.68	74.53	105.45	139.98	141.47
MAY '20	165.33	168.52	153.16	208.75	76.78	109.41	141.08	141.59
JUNE '20	168.73	171.56	158.95	208.75	78.48	115.69	142.03	143.92
JULY '20	172.71	175.22	165.20	208.75	79.69	121.47	142.44	145.97
AUG '20	176.37	176.80	181.44	208.75	78.19	121.85	143.27	147.36
SEPTEMBER-20	180.04	179.41	191.62	208.75	79.44	120.52	143.85	148.34
OCTOBER '20	178.83	179.89	177.39	208.75	113.17	129.49	145.26	150.34
NOVEMBER '20	190.83	182.12	247.13	208.75	113.51	136.29	147.39	155.41
DECEMBER '20	206.68	191.87	300.32	211.77	110.49	134.81	147.45	158.78
JANUARY '21	194.99	185.98	252.79	220.77	116.34	134.94	149.35	157.35
FEBRUARY '21	188.21	183.20	221.80	220.77	119.46	137.52	150.95	157.22
MARCH '21	180.34	178.46	193.98	221.37	129.31	146.24	154.11	158.77
AVERAGE	181.14	178.72	201.35	211.30	97.45	126.14	145.60	150.54

Source: Department of Economics & Statistics, Chennai-6

**31.1 ANNUAL AVERAGE WHOLESALE PRICE INDEX NUMBERS
FOR TAMIL NADU
Base Year: 2011-12=100**

ITEM	2012-13	2013-14	2014-15	2015-16	2016-17	2017-18	2018-19	2019-20	2020-21	2021-22
	1	2	3	4	5	6	7	8	9	10
Primary Articles	110.16	121.08	132.95	131.99	140.95	157.97	155.48	170.64	177.32	181.14
Fuel,Power,Light	112.24	125.72	118.68	87.89	90.17	96.09	114.5	108.52	91.12	126.14
Manufactured Products	106.02	109.09	110.20	109.94	114.68	118.20	122.71	125.85	131.63	145.60
All Commodities	107.92	114.38	116.63	111.45	116.75	123.68	128.73	133.20	135.57	150.55

Source: Department of Economics & Statistics, Chennai-6

31.2A. CONSUMER PRICE INDEX NUMBERS FOR INDUSTRIAL WORKERS 2021-22

*Base Year (2016=100)

Month	Chennai	Coimbatore	Coonoor	Madurai	Salem	Tirunelveli	Virudhunagar
April'21	119.5	119.3	123.5	123.3	119.4	123.1	121.0
May'21	121.2	118.7	127.6	125.1	119.5	124.9	120.5
June'21	123.3	120.4	130.3	125.2	121.6	124.5	121.5
July'21	123.9	121.4	130.2	124.7	122.8	125.4	123.1
August'21	123.0	120.9	124.7	125.3	121.7	123.2	121.7
September'21	121.3	120.4	124.3	125.2	120.5	126.2	121.9
October'21	122.5	122.2	125.2	127.0	122.9	128.1	123.3
November'21	126.4	123.4	126.4	128.3	125.8	131.2	126.0
December'21	127.0	125.5	127.1	130.0	128.4	129.8	129.6
January'22	126.4	123.1	125.7	128.5	127.1	131.3	127.2
February'22	123.7	120.6	124.0	126.4	122.4	127.6	124.7
March'22	123.2	120.9	123.9	127.2	121.3	129.3	124.2
Average	123.45	121.4	126.075	126.35	122.7833	127.05	123.725

Source: Director General of Labour Bureau, Shimla

B. CONSUMER PRICE INDEX NUMBERS FOR INDUSTRIAL WORKERS 2021-22

** Base Year 2011=100

Month	Cuddalore	Nagercoil	Vellore	Tuticorin
APRIL'21	178	176	172	170
MAY'21	178	175	171	171
JUNE'21	179	177	172	173
JULY'21	180	177	173	174
AUGUST'21	179	177	173	172
SEPTEMBER'21	179	177	174	174
OCTOBER'21	181	178	176	176
NOVEMBER'21	184	183	179	180
DECEMBER'21	185	184	181	182
JANUARY'22	184	180	180	179
FEBRUARY'22	182	178	178	176
MARCH'22	182	177	177	174
Average	181	178	176	175

Source: Department of Economics & Statistics, Chennai

**31.2B TIME SERIES DATA OF CONSUMER PRICE INDEX NUMBERS FOR
INDUSTRIAL WORKERS-CENTRAL SERIES**

(BASE:2011=100)

Year	Chennai	Madurai	Coimbatore	Coonoor	Salem	Tirunelveli	Virudhunager
2007-08	126	123	129	125	124		
2008-09	139	137	140	136	139		
2009-10	153	152	156	154	154		
2010-11	163	165	168	171	166		
2011-12	176	177	178	186	176		
2012-13	202	203	200	209	197		
2013-14	221	222	219	227	220		
2014-15	234	245	235	246	239		
2015-16	253	264	245	265	260		
2016-17	254	265	252	273	267		
2017-18	264	280	268	285	272		
2018-19	272	285	279	312	284		
2019-20	286	310	294	341	301		
2020-21	299	320	306	359	312	123#	120#
Linking Factor	2.5	2.69	2.6	2.96	2.69	N	N
2021-22 *	123.45	126.35	121.4	126.075	122.78	127.05	123.725

*Base Year 2016-100

Source: Director General of labour Bureau, Shimla

**31.2C TIME SERIES DATA OF CONSUMER PRICE INDEX NUMBERS FOR
INDUSTRIAL WORKERS-STATE SERIES**

Year	Cuddalore	Nagercoil	Cuddalore	Nagercoil	Vellore	Tuticorin
	Old Series - Base Year 1982=100		New Series – Base Year 2011=100**			
2006-07	521	515				
2007-08	555	552				
2008-09	638	624				
2009-10	728	677				
2010-11	814	783				
2011-12	898	877				
2012-13	1008	973				
2013-14	1126	1059				
2014-15			135*	138*	135*	139*
2015-16			137	139	137	140
2016-17			140	145	141	141
2017-18			150	158	149	153
2018-19			157	164	153	157
2019-20			166	170	165	163
2020-21			172	174	169	166
2021-22			181	178	176	175

*2015 Calender Year Average

** Base Year Shifting w.e.f 01/2015

Source: Department of Economics & Statistics, Chennai-6

ANNUAL AVERAGE OF CONSUMER PRICE INDEX NUMBERS FOR INDUSTRIAL WORKERS- CENTRAL SERIES

BASEYEAR:2011=100

YEAR	Chennai	Tiruchirapalli	Madurai	Coimbatore	Coonoor	Salem	Tirunelveli	Virudhunager
2013	218	232	218	217	224	216		
2014	230	253	239	231	241	233		
2015	248	261	259	243	261	254		
2016	255	266	265	250	272	268		
2017	261	285	277	265	281	270		
2018	269	289	281	275	304	280		
2019	284	304	303	290	336	297		
2020 (upto August)	293	325	315	303	350	295		
2020 (From Sep onwards)*	121	-	119	119	122	117	123	120
2021	122	-	125	121	127	122	126	122

Source: Director General of labour Bureau, Shimla

*Average of centres Chennai, Madurai, Coimbatore, Coonoor, Salem, Tirunelveli & Virudhunager In TamilNadu From Sep2020 onwards

ANNUAL AVERAGE OF CONSUMER PRICE INDEX NUMBERS FOR INDUSTRIAL WORKERS- STATE SERIES (Conti...)

BASEYEAR:2011=100

YEAR	CUDDALORE	NAGERCOIL	VELLORE	TUTICORIN
2015	135	138	135	139
2016	139	142	140	140
2017	147	155	147	150
2018	155	163	151	156
2019	165	168	162	160
2020	172	174	169	166
2021	180	178	174	174

Source: Department of Economics & Statistics, Chennai-6

**31.3 CONSUMER PRICE INDEX NUMBERS FOR SELECTED ESSENTIAL ITEMS
IN RURAL TAMIL NADU 2021-22**

BASEYEAR:2012=100

YEAR	FOOD AND BEVERAGES	PAN, TOBACCO AND INTOXICANTS	FUEL & LIGHT	CLOTHING & FOOTWEAR	OTHERS	COMPOSITE INDEX
1	2	3	4	5	6	7
APRIL'21	166.5	187.4	160.4	161.5	161.5	165.0
MAY'21	169.1	188.6	163.9	167.0	163.2	167.4
JUNE'21	171.1	188.6	164.9	168.7	163.9	168.9
JULY'21	170.5	188.4	164.1	168.1	165.5	169.0
AUGUST'21	169.8	188.7	165.5	169.8	165.2	168.7
SEPTEMBER'21	169.4	188.7	167.1	170.6	165.3	168.7
OCTOBER'21	170.5	189.4	168.1	171.0	165.9	169.6
NOVEMBER'21	174.9	189.7	168.5	171.6	166.3	172.1
DECEMBER'21	177.9	190.0	168.6	173.1	166.7	173.9
JANUARY'22	175	189.6	169.0	175.2	167.5	172.8
FEBRUARY'22	173	189.8	169.7	177.5	168.4	172.2
MARCH'22	171.9	196.2	170.9	179.0	169.1	172.2
AVERAGE	171.63	189.59	166.73	171.09	165.71	170.04

Source: Ministry of Statistics & Program Implementation, Government of India

**ANNUAL AVERAGE OF CONSUMER PRICE INDEX NUMBERS FOR RURAL-
TAMILNADU (Cont...)**

BASEYEAR:2012=100

YEAR	FOOD AND BEVARAGES	PAN,TOBACCO AND INTOXICANTS	FUEL & LIGHT	CLOTHING & FOOTWEAR	OTHERS	COMPOSITE INDEX
1	2	3	4	5	6	7
2013	114.2	109.20	106.3	112.02	105.53	110.69
2014	121.24	116.17	110.62	123.06	110.83	117.24
2015	129.53	130.72	115.06	131.26	114.19	123.95
2016	136.86	141.58	116.39	138.53	118.53	130.13
2017	143.09	150.75	123.37	145.23	124	136.27
2018	144.51	161.56	134.57	150.85	137.35	142.69
2019	150.28	167.74	137.26	150.85	146.08	148.81
2020	155.00	179.50	142.23	154.13	154.94	159.50
2021	170.1	187.95	163.05	166.35	163.66	168.03

Source: Ministry of Statistics & Program Implementation, Government of India

**31.4. CONSUMER PRICE INDEX NUMBERS FOR SELECTED ESSENTIAL ITEMS
IN URBAN TAMIL NADU 2021-22**

BASEYEAR:2012=100

YEAR	FOOD AND BEVARAGES	PAN,TOBACCO AND INTOXICANTS	FUEL & LIGHT	CLOTHING & FOOTWEAR	OTHERS	COMPOSITE INDEX
1	2	3	4	5	6	7
APRIL'21	170.6	200.1	156.0	151.2	157.7	166.4
MAY'21	173.5	199.1	155.9	149.3	159.1	168.0
JUNE'21	174.2	203.1	163.1	153.0	161.2	169.5
JULY'21	174.2	201.1	165.5	153.1	161.8	169.8
AUGUST'21	172.8	201.0	166.5	154.3	162.2	169.3
SEPTEMBER'21	172.0	201.5	170.7	155.4	161.9	169.1
OCTOBER'21	174.8	201.9	172.1	155.9	162.4	170.9
NOVEMBER'21	180.2	202.0	172.4	156.5	162.6	173.3
DECEMBER'21	182.9	201.8	172.4	157.5	162.9	174.4
JANUARY'22	178.7	201.9	172.4	159.5	162.7	172.9
FEBRUARY'22	175.5	202.0	172.9	161.6	163.3	171.9
MARCH'22	174.6	210.0	174.4	163.1	165.0	172.2
AVERAGE	175.33	202.13	167.86	155.87	161.90	170.64

Source: Ministry of Statistics & Program Implementation, Government of India

**ANNUAL AVERAGE OF CONSUMER PRICE INDEX NUMBERS FOR URBAN-
TAMILNADU (Cont...)**

BASEYEAR:2012=100

YEAR	FOOD AND BEVARAGES	PAN,TOBACCO AND INTOXICANTS	FUEL & LIGHT	CLOTHING & FOOTWEAR	OTHERS	COMPOSITE INDEX
1	2	3	4	5	6	7
2013	115.46	110.88	105.53	108.36	106.16	110.13
2014	122.1	118.75	106.34	113.97	112.61	117.53
2015	131.19	139.68	112	118.5	116.55	124.51
2016	136.68	146.33	107.23	122.74	120.5	129.68
2017	141.18	153.41	119.38	126.58	124.68	135.36
2018	140.78	161.48	133.34	132.07	132.43	140.43
2019	150.30	165.51	127.28	137.97	137.75	147.31
2020	167.40	189.70	133.61	142.60	149.56	158.40`
2021	174.14	200.91	161.97	152.78	159.78	168.75

Source: Ministry of Statistics & Program Implementation, Government of India

31.5 ALL INDIA & TAMIL NADU CONSUMER PRICE INDEX NUMBERS FOR INDUSTRIAL WORKERS

(BASE YEAR 2001=100)

Period	All India	Tamil Nadu
2006	123	117
2007	131	124
2008	142	136
2009	157	151
2010	176	166
2011	192	177
2012	209	198
2013	232	221
2014	247	238
2015	261	254
2016	274	263
2017	281	273
2018	295	283
2019	317	302
2020 (uptoAug)*	331	314
2020 (From Sep onwards)**	119	120

Source: Directorate of Labour Bureau, Shimla

**Average of Centres(Chennai,Tiruchirapalli,Madurai,Coimbatore,Coonoor&Salem)Tamil Nadu

* *Average of Centres(Chennai,Madurai,Coimbatore,Coonoor,Salem, Tirunelveli &Virudhunager in Tamil Nadu

**31.6. CONSUMER PRICE INDEX NUMBERS FOR SELECTED ESSENTIAL ITEMS
IN RURAL & URBAN COMBINED TAMIL NADU 2021-22**

(BASE YEAR 2012=100)

YEAR	FOOD AND BEVARAGES	PAN,TOBACCO AND INTOXICANTS	FUEL & LIGHT	CLOTHING & FOOTWEAR	OTHERS	COMPOSITE INDEX
1	2	3	4	5	6	7
APRIL'21	168.6	191.9	158.1	156.1	159.3	165.8
MAY'21	171.3	192.4	159.7	157.7	160.8	167.8
JUNE'21	172.7	193.8	163.9	160.4	162.3	169.3
JULY'21	172.4	192.9	164.8	160.2	163.4	169.5
AUGUST'21	171.3	193.1	166.0	161.6	163.5	169.1
SEPTEMBER'21	170.7	193.3	169.0	162.6	163.3	168.9
OCTOBER'21	172.7	193.9	170.2	163.0	163.9	170.4
NOVEMBER'21	177.6	194.1	170.6	163.6	164.2	172.8
DECEMBER'21	180.4	194.2	170.6	164.9	164.5	174.2
JANUARY'22	176.9	194	170.8	166.9	164.7	172.9
FEBRUARY'22	174.3	194.2	171.4	169.1	165.5	172.0
MARCH'22	173.3	201.1	172.7	170.6	166.7	172.2
AVERAGE	173.52	194.08	167.32	163.06	163.51	170.41

Source: Ministry of Statistics & Program Implementation, Government of India

ANNUAL AVERAGE OF CONSUMER PRICE INDEX NUMBERS FOR URBAN & RURAL COMBINED-TAMILNADU (Cont...)

BASEYEAR:2012=100

YEAR	FOOD AND BEVARAGES	PAN,TOBACCO AND INTOXICANTS	FUEL & LIGHT	CLOTHING & FOOTWEAR	OTHERS	COMPOSITE INDEX
1	2	3	4	5	6	7
2013	114.85	109.81	105.91	110.09	105.9	110.36
2014	121.68	117.09	108.36	118.27	111.85	117.41
2015	130.38	133.93	113.44	124.53	115.56	124.28
2016	136.76	143.29	111.56	130.19	119.73	129.86
2017	142.1	151.71	121.27	135.39	124.38	135.76
2018	142.67	161.53	133.93	140.94	134.52	141.36
2019	150.28	166.94	132.00	144.07	141.28	147.94
2020	166.20	183.20	137.69	148.04	151.81	158.80
2021	172.15	192.59	162.47	159.2	161.43	168.46

Source: Ministry of Statistics & Program Implementation, Government of India

32.QUALITY CONTROL

32.1. LIST OF INDUSTRIAL ESTABLISHMENT UNITS HAVING QUALITY CONTROL FACILITIES AND THE PRODUCTS SUBJECTED TO QUALITY CONTROL.

Year:2021-22

Sl.No	List of Industries	Establishment Units having, Quality Control Facilities	Products Subjected to Quality Control
1	2	3	4
Nil			

33.REGISTRATION

33.1 NO.OF REGISTRATION OFFICES IN THE DISTRICT

Year:2021-22

Sl.No	Registration District	No.of Registration Office
1	2	3
1	Nagercoil	12
2	Marthandam	9
Total		21

Source: District Registration Officer, Nagercoil & Marthandam

33.2 REGISTRATION AND AGGREGATE VALUE OF PROPERTIES TRANSFERRED DURING THE YEAR

Year:2021-22

Sl.No	Name of Registration District	No.of Registration (Movable and Immovable)	Aggregate Value of Properties Transferred (Movable and Immovable) In Crores
1	2	3	4
1	Nagercoil Registration	22154	1456.57
2	Marthandam Registration	34195	82.54
Total		56349	1539.11

Source: District Registration Officer, Nagercoil & Marthandam

34.REPAIR AND SERVICE

34.1 AUTHORISED AUTOMOBILES REPAIR AND SERVICE STATIONS

Year:2021-22

Name of the District	Authorised Automobiles Repair and Service (in No's)
1	2
Kanniyakumari District	43

Source: Deputy Inspector of Labours, Nagercoil

34.2 AUTHORISED ELECTRICAL AND ELECTRONIC GOODS REPAIR AND SERVICE UNITS

Year:2021-22

Name of the Block/Municipalities	Electrical and Electronic goods Repair and Service Units (in No's)
1	2
Kanniyakumari District	119

Source: Deputy Inspector of Labours, Nagercoil

RESTAURANTS AND HOTELS



35. RESTAURANTS AND HOTELS
35.1 RESTAURANTS, CAFES & OTHER EATING AND DRINKING PLACES

Year:2021-22

I.No	Items	Numbers
1	2	3
1	Restaurants	180
2	Other Shops	516
3	Other Eating and Dinking Centers	696

Source: Deputy Inspector of Labours, Nagercoil

35.2 DETAILS OF HOTELS

Year:2021-22

Sl.No	No.of the Hotels with lodging facilities	No.of the Hotels without lodging facilities
1	Hotal Tamil Nadu (TTDC Ltd) Kanniyakumari	Hotel Ganga, Nagercoil
2	Hotel Singar International, Kanniyakumari	Meenakshibhavan, Nagercoil
3	Hotel Madhini, Kanniyakumari	Ariya Bhavan, Nagercoil
4	Hotel Manickam, Kanniyakumari	Bagavathi canteen, Nagercoil
5	Lekshmi Lodge, Kanniyakumari	Hotel Saravana, Kanniyakumari
6	Hotel Sangam, Kanniyakumari	Hotel Azad, Nagercoil
7	New Hotel Cape Residency, Kanniyakumari	Hotel Prabu, Nagercoil
8	Hotel Siva Residency, Kanniyakumari	Hotel Chithra, Nagercoil
9	Hotel Dhuruva, Kanniyakumari	Parvathi fast food, Nagercoil
10	Hotel Bharani, Kanniyakumari	Peoples Hotel, Nagercoil
11	Thiruvani Tourist Home, Kanniyakumari	Hotel Gowri Sankar, Nagercoil
12	Hotel Ramsath, Nagercoil	Parvathi International, Nagercoil
13	Hotel Sagar, Kanniyakumari	Murugan cafe, Nagercoil
14	Sree Meenakshi Bhavan, Nagercoil	Hotel Ariya, Nagercoil
15	Hotel Parvathi International, Nagercoil	Hotel Archana, Kanniyakumari
16	Hotel Krishna inn, Nagercoil	Hotel Sankar, Kanniyakumari
17	Hotel Niranj, Nagercoil	Hotel Kendra, Kanniyakumari
18	Hotel Saranya, Kanniyakumari	Hotel Niranj, Nagercoil
19	Hotel Blue Residency, Nagercoil	Hotel Krishna inn, Nagercoil
20	Azad Lodge, Nagercoil	Hotel Bhuvana, Nagercoil
21	S.M. Lodge, Nagercoil	Hotal Taj Home, Thuckalai
22	Golden Lodge, Nagercoil	Lins Restarant
23	Pioneer Kumarasamy Lodge, Nagercoil	Hotel Umasankar, Thuckalay
24	Kerala Guest House, Kanniyakumari	Hotel Nandhana, Kanniyakumari
25	Hotel Divines International, Marthandam	Hotel Taj Home, Thuckalay
26	Hotel Lin Lodge, Thuckalay	Mano Restarant
27	Hotel Bhuvana, Nagercoil	Hotel Gowari Sankar, Sungankadai

28	Hotel Singar, Nagercoil	Hotel Viswa, Kanniyakumari
29	Palace Lodge, Thuckalay	
30	Hotel Sagana castle, Nagercoil	
31	Hotel Star, Marthandam	
32	Anand Lodge, Marthandam	
33	Hotel Ganga, Nagercoil	
34	Hotel Samuthira, Kanniyakumari	
35	Hotel Sparsa International, Kanniyakumari	
36	Hotel Melody Part, Kanniyakumari	
37	Hotel Part, Colachel	
38	Hotel Sun World, Kanniyakumari (Near Police Station, Kanniyakumari)	

Source: Tourist Officer, Kanniyakumari

35.2 DETAILS OF HOTELS, Cont..

Sl.No	No.of the Hotels with lodging facilities	No.of the Hotels without lodging facilities
39	Hotel Seashore, Kanniyakumari	
40	Hotel Alanar, Kanniyakumari	
41	Hotel Nageswari Tourist Home, Kanniyakumari	
42	Hotel Vijayetha, Nagercoil	
43	Hotel Melathil Star, Panachamoodu, Star Hotel	
44	Hotel Parvathi Residency, Nagercoil	
45	Hotel Harris Residency, Nagercoil	
46	Hotel Canon International, Nagercoil	
47	Hotel Thangam International, Kaliyakkavilai	
48	Hotel Trisea, Kanniyakumari	
49	Hotel Sea view, Kanniyakumari	
50	Hotel Udupi International, Nagercoil	
51	Hotel Sea Sun, Kanniyakumari	
52	Hotel Amutham, Kanniyakumari	
53	Hotel Sun Park, Kanniyakumari	
54	Hotel Shripadham, Kanniyakumari	
55	Hotel Thabasiya, Kuzhithurai	
56	Hotel Pioneer Grand Palace, Nagercoil	
57	Hotel Annai Resort, Kanniyakumari	
58	Hotel Star World, Kanniyakumari	

Source: Tourist Officer, Kanniyakumari

36. RECREATION AND CULTURAL SERVICES
36.1 LIST OF CINEMA THEATRES AND CAPACITIES

Year:2021-22

Sl.No	Name of the Block/Municipality/Corporation	Name of the Cinema Theatres	Capacity	Non AC/AC
1	2	3	4	5
Commercial Tax Office, Nagercoil-1				
1	Nagercoil Corporation	Thangam	Closed	
2	Nagercoil Corporation	Rajesh	610	AC
3	Nagercoil Corporation	Sri Valli	600	Non AC
4	Nagercoil Corporation	Sri Karthigai	657	AC
5	Nagercoil Corporation	Pioneer Vasantham Palace	630	Non AC
Commercial Tax Office, Nagercoil-2				
1	Nagercoil Corporation	Chakaravarthy		
		Screen-1	311	AC
		Screen-2	284	AC
2	Nagercoil Corporation	Sri Mini Chakravarthy	284	AC
Commercial Tax Office, Thuckalay-2				
1	Kurunthancode	Sri Rama Theatre	437	Non-AC
Commercial Tax Office, Kuzhithurai				
1	Nalloor Town Panchayat	Anand Theatre	519	AC
2	Kuzhithurai Municipality	Sri Lekshmi	435	AC

Source: Deputy Commissioner, Commercial Tax, Nagercoil

36.2 LIST OF CLUBS AND ASSOCIATIONS**Year:2021-22**

Sl.No	Registration District	No of the Clubs and Association
1	2	3
1	District Registration, Nagercoil	157
2	District Registration, Marthandam	71
Total		228

Source: District Registration Officer, Nagercoil & Marthandam.

36.3 LIST OF MOTION PICTURE DISTRIBUTORS AND PROTECTION SERVICES**Year:2020-21**

Sl.No	Name of the Block/Municipality	Name of the Picture Distributors / Protection Services
1	2	3
	Nil	-

37. SOCIAL WELFARE
37.1 PURATCHI THALAIVAR M.G.R.NUTRITIOUS NOON MEALS PROGRAMME
CENTRES

Year:2021-22

No. of Centers						
School Sector		Local Body Sector		Social welfare ICDS	Sector ICDS	Total
Govt.Schools	Aided Schools	Panchayat Union	Municipal Bodies			
665	-	-	-	1401	-	2066

37.2 NO.OF BENEFICIARIES UNDER PURATCHI THALAIVAR M.G.R NUTRITIOUS
MEALS PROGRAMME

Year:2021-22

Sl.No	Sector	Age Wise Beneficiaries				Total Nutritious Meal Centers
		1-5 Std	6-8 Std	9&10 std	Total	
1	Government / Aided Schools	45047	29841	11616	86504	665
2	ICDS	6-36 months	37-60 months	9&10	Total Beneficiaries	Total ICDS
		46582	15493	-	62075	1401

Source: District Programme Officer, District Collectorate, Personal Assistant to Collector (NMP)

37.3 NUMBER OF BENEFICIARIES UNDER FREE SUPPLY OF TEXT BOOKS AND
UNIFORMS

Year:2021-22

Sl.No	Name of the Educational Office	Age group 6-14 (Standards I to XII)					
		Uniforms		Total	Text Books		Total
		Boys	Girls		Boys	Girls	
Kanniyakumari	38759	39931	78690	77909	81357	159266	

Source: Chief Educational Officer, Nagercoil.

37.4 NUMBER OF BENEFICIARIES UNDER SOCIAL SECURITY AND PENSION SCHEMES**Year:2021-22**

Taluk	IGNOAPS	IGNDPS	IGNWPS	DAPS	DWP	DDWP	UWP	CMUPT	RefOAP	RefDAP	RefDWP	RefDDWP	Total
Agastheeswaram	5286	420	1225	2371	3087	685	307	294	71	2	21	7	13776
Thovalai	2798	148	667	786	1489	378	67	783	0	0	0	0	7116
Kalkulam	4762	213	2541	2384	2384	527	485	460	0	0	0	0	13756
Vilavancode	9453	456	1385	1388	3130	655	409	232	1	0	1	0	17110
Thiruvattar	2883	96	1271	1064	1324	319	259	379	0	0	0	0	7595
Killiyoor	6681	156	984	1845	2803	475	369	392	12	3	3	0	13723
Total	31863	1489	8073	9838	14217	3039	1896	2540	84	5	25	7	73076

Source: Special Deputy Collector (TRS), Kanniyakumari.

37.5 FREE HOUSES AND HOUSE SITES DISTRIBUTED TO COMMUNITIES**Year:2021-212**

Name of the District	House Distributed					
	S.C	S.T	B.C	D.C.& MBC	OTHERS	TOTAL
Kanniyakumari	1	-	15	1	312	329

Source: District Revenue Officer, Nagercoil

37.6 BENEFICIARIES UNDER WELFARE SCHEMES

Year:2021-22

Sl. No	Name of the Schemes	No. of Beneficiaries year		Amount (in Lakhs)	
		Target	Achievement	Target	Achievement
1	Moovalur Ramamirtham Ammaiyar Marriage Scheme	3350	3350	1432	1432
2	Chief Minister's Girls Child Protection Scheme	1608	1608	402.25	402.25
3	Sathyavani Ammaiyar Memorial Free Sewing Machine	60	60	3.6	3.6
4	Puthumai Pen Scheme	1235	1235	123.5	123.5

Source: District Social Welfare Office, Kanniyakumari.

38. CONSERVANCY SERVICES**38.1 No.of Conservancy Workers engaged in Conservancy, Garbage and Debris disposal and other particulars.**

Year:2021-22

Name of the District	No. of Workers engaged in conservancy Work	No.of Garbage and Sewage disposal Dumpsite	No.of persons engaged other connected works related with conservancy
1	2	3	4
Kanniyakumari	Permanant – 918 Out Sourcing - 186	121	154

Source: 1.The Commissioner, Nagercoil Corporation.

2. Commissioner, All Municipalities

3. Assistant director, Town Panchayat.

4. Assistant Director, Village Panchayat.

38.2 NO. OF VEHICLES ENGAGED IN CONSERVANCY SERVICES

Year:2021-22

Sl.No	Name of the District	No. of Vehicles engaged in Sanitary Services.	
		Lorry, Auto etc	Pushcart etc
1	2	3	4
1	Kanniyakumari	280	1686

Source: 1.The Commissioner, Nagercoil Corporation.

2. Commissioner, All Municipalities

3. Assistant director, Town Panchayat.

4. Assistant Director, Village Panchayat

39. SCIENCE AND RESEARCH SERVICE**39.1 INSTITUTIONS AND LABORATORIES ENGAGED IN RESEARCH WORK**

Year:2021-22

Sl.No	Name and address of Institutions and Laboratories	Type of ResearchField
1	Marine Aquaculture Research, M.S. University study centre at Rajakkamangalam	Marine Aquaculture Research
2	Floriculture Research Station at Thovalai	Floriculture Research
3	Agricultural Research Station at Thirupathisaram	Agricultural Research
4	Rubber Research Institute of India, Rubber Board, Ministry of Commerce & Industry, Government of India, Hevea Breeding Sub Station, Thadikkarankonam, Kanniyakumari	Rubber Research
5	Kanniyakumari Parakkai Centre for sustainable Aquaculture (KKPCESA)	Fresh water aquaculture research
6	Kanniyakumari Ganapathipuram Centre for Sustainable Aquaculture (KKGCEST), Ganapathipuram	Shrimp breeder development
7	Veterinary University Training and Research Centre, Parakkai,Nagercoil	Veterinary Research

Source: Concerned Departments

40. STORAGE FACILITIES**40.1 LIST OF AGRICULTURAL AND NON-AGRICULTURAL STORAGE GODOWNS**

Year:2021-22

Sl.No	Name and address of Agricultural Godowns	Capacity in Mt.	Name & address of Non-Agricultural Godowns
1	Rural Godown R.M. Vadasery	1000	-
2	Paddy Godown R.M. Vadasery	1000	-
3	Paddy Godown, Therror	1000	-
4	Rural Godown R.M. Monday market	1000	-
5	Paddy Godown R.M. Monday market	1000	-
6	Godown R.M. Monday market	500	-
7	Godown R.M. Kulasekaram	2000	-

Source: Secretary Kanniyakumari, Market Committee, Nagercoil

40.2 LIST OF COLD STORAGE AND GODOWNS

Year:2021-22

Sl.No	Name and address of the cold storage
1	25 M.T. Cold storage at Regulated market Monday market
2	5 MT. Solar Cold storage at Uzhavar Santhai, Vadaseri

Source: Secretary(G), Kanniyakumari, Market Committee, Nagercoil.

41. TEXTILES**41.1 No. of Ginning, Spinning and Weaving Mills**

Year:2021-22

Sl.No	Name of the Block/Municipalities	No.of Ginning mills	No. of Spinning mills	No. of Weaving mills
1	2	3	4	5
1	Nagercoil Municipality	NIL	1	NIL
2	Thovalai	NIL	1	NIL
3	Aralvaimozhi	NIL	1	NIL

Source: 1. Nagammal Mills
2. Kanniyakumari Co-op Spinning mills

41.2 QUANTUM OF PRODUCTION DURING THE YEAR

Year:2021-22

Ginning Mills production	Spinning mills production Quantity in Kg		Weaving mills Production
1	2		3
Nil	Nagammal Mills		Nil
	Cotton Yarn		
	Cotton Waste		
Nil	Kanniyakumari District Co-operative Spinning Mills Ltd., Aralvaimozhi		Nil
	Cotton Yarn		
	Cotton Waste		

Source: 1. Nagammal Mills
2. Kanniyakumari Co-op Spinning mills

42. TRADE AND COMMERCE
42.1 NO. OF MAJOR AND MINOR TRADE AND COMMERCIAL ESTATE

Year:2021-22

Sl. No	Office	No. of Major Traders	No. of Minor Traders	No. of Commercial estate
1	2	3	4	5
1	Nagercoil-1	12	20	-
2	Nagercoil-2	53	1568	0
3	Nagercoil (Rural)	4	15	0
4	Thuckalay-1	18	25	-
5	Thuckalay-2	24	0	0
6	Kuzhithurai	15	55	1
Total		126	1683	1

Source: Deputy Commissioner, Commercial Tax, Nagercoil

43.TRANSPORT**43.1 LENGTH OF ROADS (IN KILOMETRES) Year:2021-22**

Categories	Cement Concrete/Paver Block	Bituminous	Water bound Macadam	Total	Un Surfaced Road	Grand Total
1	2	3	4	5	6	7
National Highways NH47B+NH47	1.233	77.367	-	78.60	-	78.60
State Highways	-	233.592	-	233.592	-	233.592
Panchayat & Panchayat Union Road	260.98	1186.61	121.9	1569.49	129.25	1698.74
Major District Road	-	266.300	-	266.300	-	266.300
District road others	1.800	766.098	-	767.898	-	767.898
Forest Road	4.00	2.29	5.604	11.894	89.64	101.534
Town Panchayat Road	1125.905	1147.964	7.042	2280.911	281.090	2562.001
Railway Road	-	5.263	-	5.263	-	5.263
Municipality Road	93.012	161.574	2.561	257.147	41.456	298.603
Total	1486.93	3847.058	137.107	5471.095	541.436	6012.531

- Source: 1. Project Director, DRDA, Nagercoil.
2. Assistant Director, Town Panchayat, Nagercoil.
3. Divisional Engineer, National Highways, Nagercoil
4. Divisional Engineer, Highways, Building and Maintenance, Nagercoil
5. District Forest Officer & Wildlife Warden, Kanniyakumari Division
Nagercoil
6. Senior Section Engineer (Works), Southern Railway, Nagercoil.

43.2 ROAD ACCIDENTS

Year:2021-22

Sl.No	Name of the District	Total Number of Accidents	No. of persons injured	Number of persons killed
1	2	3	4	5
1	Kanniyakumari	1107	1190	304

Source: Superintendent of Police Kanniyakumari District, Nagercoil.

43.3 REGISTERED MOTOR VEHICLES DURING THE YEAR 2021-22

Year:2021-22

Commercial								
Stage Carriage			Auto-Rickshaw	Ordinary Taxi	Motor Cab	Maxi Cab	Omni Buses	Private Station Vehicle & Others
Centre	Public	Private						
1	2	3	4	5	6	7	8	9
Nagercoil	0	0	234	0	17	2	1	25
Marthandam	0	0	310	0	29	24	0	0
Total	0	0	544	0	46	26	1	25

Table 43.3 contd. Commercial

School Bus		Ambulance	Fire Fighter	Light Commercial Vehicle	Lorry		Articulated Vehicle		Tractor Tractor	Total
					State permit	National Permit	State permit	National Permit		
Centre	9	10	11	12	13	14	15	16	17	18
Nagercoil	8	15	0	96	307	28	42	23	0	798
Marthandam	8	14	0	177	674	71	09	27	0	1343
Total	16	29	0	273	981	99	51	50	0	2141

Table 43.3 contd.

Non- Commercial Vehicles							
Centre	Motor Cycle	Scooter	Moped	Tri-Cycle Auto	Motor Car	Jeep	Station Wagon
19	20	21	22	23	24	25	26
Nagercoil	7013	3047	459	0	2518	0	0
Marthandam	13004	4803	62	0	3025	0	0
Total	20017	7850	521	0	5543	0	0

Table 43.3 contd.

Year:2021-22

Non- Commercial Vehicles							
Tractor		Three wheeler	Four wheeler	Road Rollers	Others	Total	Grand Total
Centre	27	28	29	30	31	32	33
Nagercoil	87	0	0	1	38	13162	
Marthandam	16	8	0	0	67	20985	
Total	103	8	0	1	105	34147	

Source: Regional Transport Officer, Nagercoil & Marthandam.

43.4 TRANSPORT CORPORATIONS

Year:2021-22

Sl.No	Name of the Corporation	Year of Formation	Headquarter	District covered	No. of buses as on 31 st March
1	TNSTC (TN)LTD Nagercoil Region	Nov 2010	Tirunelveli	Kanniyakumari Tirunelveli Thoothukudi	818

Source: General Manager, TNSTC Tirunelveli and Nagercoil Region.

**43.5 SELECT INDICATORS ON OVERALL PERFORMANCE OF STATE
TRANSPORT CORPORATIONS**

Year:2021-22

Sl.No	Item	Details Furnished for the Year 2020-21
1	Fleet Strength	818
2	Kilometres operated per day (in lakhs)	2.57
3	Number of passengers carried per day (in lakhs)	5.16
4	Fleet Utilisation (percentage)	75.49
5	Kilometre efficiency (percentage)	77.44
6	Kilometre run per litre of diesel	-
	a) City / Town	4.98
	b) Mofussil	5.03
	c) <u>Overall</u>	5.01
7	Number of routes (as on day)	510
8	Number of new routes introduced during the year	0
9	New villages benefited during the year	0
10	Benefited village population (in lakhs)	0
11	Staff Strength	4982
12	Number of new buses purchased (Chassis)	-

Source: General Manager, TNSTC Tirunelveli and Nagercoil Region.

43.6 RAILWAY LINES AND STATIONS

Year:2021-22

Item	Broad Gauge	Meter Gauge	Broad Gauge & Meter Gauge	Total	Remarks	
1	2	3	4	5	6	
Route Length (in Km.)	PASA-NCJ-41 NCJ-CAPE-15 NCJ-KVLK-17	-	-	73.km	Block Stations With Signal, Station Master, Reservation Counter Halt Stations No station Master, No signal, Only ticket counter	
Track Length (in Km.)	73 km.	-	-	73.km		Kanniyakumari, Nagercoil, Aralvaimozhi, Eraniel, Kuzhithurai
Number of Railway Stations	No.of Block Stations:5 No.of Halt Stations :5	-	-	10		Thovalai, Nagercoil, Virani Aloor, Palliyadi, Kuzhithurai west

Source: Station Master, Railway Station, Nagercoil.

43.7 PORT DEVELOPMENT

Year:2021-22

Name of the Port	Vessels entered	Cargo handled
1	2	3
Major Ports :		
1.Chennai	-	-
1.Tuticorin	-	-
Intermediate Ports :		
1.Cuddalore	-	-
2.Nagapattinam	-	-
Minor Ports		
1.Rameswaram	-	-
2.Pamban	-	-
3.Colachel	-	-
4.Kanniyakumari	Nil	Nil
5.Valinokkam	Nil	Nil

43.7 PORT DEVELOPMENT (Contd..)

Cargo Handled (Tonne)			Revenue (Rs. In lakhs)		
Loaded	Unloaded	Total	PAX	Cargo	Total
7	8	9	10	11	12
Nil					

43.8 AIR PORTS**Year:2021-22**



Sl.No	Airport	Passengers (in '000')			
		Embarked	Disembarked	Transit	Total
1	2	3	4	5	6
1	International Airport, Chennai	-	-	-	-
	a. International	-	-	-	-
	b. Domestic	-	-	-	-
2	Domestic Airport	-	-	-	-
	a) Chennai	-	-	-	-
	b) Coimbatore	-	-	-	-
	c) Madurai	-	-	-	-
	d) Tiruchirappalli	-	-	-	-

43.9 PRIVATE TRANSPORT OPERATION

Year: 2021-22

Sl.No	Name of the Transport Operations
1	2
1	Tamil Nadu State Transport Corporation, Tirunelveli.
2	State Express Transport Corporation
	PRIVATE TRANSPORT
1	Kallada Tours & Travels
2	SRM Transports
3	KPN Travels
4	Rathi Meena Travels
5	Sri Krishna Travels
6	Universal Travels
7	Tippu Sultan Travels
8	Parbeen Travels
9	SRS Travels& Logistics
10	Hindusthan Travels
11	Pioneer Travels
12	Tran Z King Travels
13	Bethlehem Transports
14	ABI Travels
15	Vignesh TAT
16	City Travels
17	Vettri Travels
18	YBM Travels
19	MRM Travels
20	MBR Travels
21	RRR Travels
22	JKS Travels
23	JPR Travels
24	PKR Travels
25	NJK Travels
26	PG Travels
27	Santhosh Travels
28	Suriya travels
29	National Travels
30	Sri Rajalekshmi Travels
31	Raahath Travels
32	Kerala Lines

TOURISM



44.1 TOURISM
44.1 PLACES OF TOURIST ATTRACTION

Year: 2021-22

Sl.No	Tourist place	Distance from Kanniyakumari (in kms)
1	2	3
PLACES OF INTEREST IN KANNIYAKUMARI		
1	Arul Migu Bhagavathiamman Temple Kanniyakumari	0
2	Vivekananda Rock Memorial	0
3	Thiruvalluvar Statue	0
4	Gandhi Memorial	0
5	Guganata swamy Temple	0
6	View Tower	0
7	Kamaraj Memorial	0
8	Government Mesem	0
9	Kumari Hall Of History	0
10	Sun Rise at Bay of Bengal	0
11	Sun Set at Arabian Sea	0
12	Land's End of India and Confluence of three seas	0
13	St.Mary's Church	0
14	Balaji Temple	2
Around Kanniyakumari		
15	Vattakottai	6
	Managudi kayal	8
17	Chothavilai Beach	12
18	Suchindram Kovil	13
19	Swamithoppu	13
20	Sanguthurai Beach	15
21	Thekuruchi Beach	15
22	Nagaraja Kovil	19
23	Muttom Beach	32
24	Udayagiri Fort	34
25	Peer Mohamed Dargah at Thuckalay	35
26	Padmanabapuram Palace	37
27	Kalikesam	38
28	Mandaikadu Bagavathi Amman Temple	42
29	Chitaral Jain Temple	45
30	Thengapattanam Beach	54
31	Mathoor Hanging Bridge	60
32	Petchiparai Dam	70
33	Thirparappu Falls	63
34	St.Xavier Church at kottar	19
35	Thiruvattar Temple	60
36	Perunchani Dam	70
37	Aruvikkarai Falls	47
38	Ulakkai Aruvi	35

44.2 LIST OF PLACES OF WORSHIP**Year:2021-22**

Sl.No	Places of Worship
1	2
Christians	
1	Our Lady of Ransom Church, Kanniyakumari
2	St.Xavier Church, Kottar
3	Idaivida Sahayamatha Kovil, Sahayapuram
Hindus	
4	Arulmigu Bhagavathiamman Temple, Kanniyakumari
5	Thirupathi Balaji Temple, Kanniyakumari
6	Guganatha Swamy Temple, Kanniyakumari
7	Arulmigu Thanumalyar Temple, Suchindram
8	Arulmigu Nagaraja Temple,Nagercoil
9	Murugan Kuntram, Kanniyakumari
10	Velimalai Murugan Temple, Kumarakoil
11	Arulmigu Bhagavathiamman Temple, Mandaikadu
12	Arulmigu Jain Kovil, Cave Temple, Chitharal
13	Arulmigu Athikesava Temple Thiruvattar
14	Arulmigu Balamurugan Temple ,Vellimalai
15	Arulmigu Boothalingasamy Temple, Boothapandy
16	Iyya Vaikundasami Kovil, Swamithoppu
17	Murugan Kovil, Marungoor.
18	Arulmigu Mahadevar Temple, Thirparappu.
19	Arulmigu Mahadevar Kovil , Ponmanai.
20	Arulmigu Mahadevar Kovil , Pannipagam
21	Arulmigu Mahadevar Kovil, Thickerichi.

Table 44.2 (Contd...)

Sl.No	Places of Worship
1	2
22	Arulmigu Mahadevar Kovil, Thiruvadaicodu
23	Arulmigu Mahadevar Kovil, Melamcodu
24	Arulmigu Mahadevar Kovil, Kalkulam
25	Arulmigu Mahadevar Kovil, Thiruvithamcodu
26	Thirunanthikara Cave Temple
27	Arulmigu Mahadevar Kovil, Thirupannicodu
28	Arulmigu Mahadevar Kovil, ThiruNattalam.
29	Arulmigu Mahadevar Kovil, Munchirai
30	Arulmigu Mahadevar Kovil, Thirunanthikarai
31	Arulmigu Iyappasami Kovil, Vettuveni
32	Arulmigu Pathreswari Amman Kovil, Kollemcode
33	Arulmigu Pathreswari Amman Kovil, Koottalumudu
34	Arulmigu Mathusoothanaperumal Kovil, Parakkai
35	Arulmigu Thiruvalliarpathi Kovil, Thirupathisaram
36	Arulmigu Sivan Kovil, Kalliankadu
37	Arulmigu Awayar Amman Kovil, Sathaivillai, Thazhakudy
38	Arulmigu Esakkiamman Thirukovil, Muppanthal
39	Arulmigu Murugan Kovil, Thoivalai
40	Arulmigu Bhadreshwari Amman Temple, Kuriyanvilai
Muslims	
41	Peer Mohammed Oliyullah Dhaga, Thuckalay
42	Muslim Mosque, Thiruvithancode.

Source : Tourism Officer, Kanniyakumari

44.3 LIST OF HOTELS AND RESTAURANTS**Year:2021-22**

Sl.No	List of Hotels	List of Restaurants	
1	2		3
1	Hotel Sun World, Kanniyakumari (Near Police Station, Kanniyakumari)	1	Hotel Ganga, Nagercoil
2	Hotel SeaShore Kanniyakumari	2	Meenakshibhavan, Nagercoil
3	Hotel Alangar, Kanniyakumari	3	Ariya Bhavan, Nagercoil
4	Hotel Nageswari Tourist Home, kanniyakumari	4	Bagavathi canteen, Nagercoil
5	Hotel Vijayetha Nagercoil	5	Hotel Saravana, Kanniyakumari
6	Hotel Melathil Star Panachamoodu	6	Hotel Azad, Nagercoil
7	Hote Parvathi Residency Nagercoil	7	Hotel Prabu, Nagercoil
8	Hotel Harris Residency Nagercoil	8	Hotel Chithra, Nagercoil
9	Hotel canon International Nagercoil	9	Parvathi fast food, Nagercoil
10	Hotel Thangam international, Kaliyakavilai	10	Peoples Hotel, Nagercoil
11	Hotel Trisea Kanniyakumari	11	Hotel Gowri Sankar, Nagercoil
12	Hotel Sea View Kanniyakumari	12	Parvathi International, Nagercoil
13	Hotel Udupi International , Nagercoil	13	Murugan cafe, Nagercoil
14	Hotel Sea sun , Kanniyakumari	14	Hotel Ariya, Nagercoil
15	Hotel Amutham, Kanniyakumari	15	Hotel Archana, Kanniyakumari
16	Hotel Sunpark Kanniyakumari	16	Hotel Sankar, Kanniyakumari
17	Hotel Shripadham Kanniyakumari	17	Hotel Kendra, Kanniyakumari
18	Hotel Thabasiya Kuzhithurai	18	Hotel Niranj, Nagercoil
19	Hotel Pioneer Grand Palace, Nagercoil	19	Hotel Krishna inn, Nagercoil

20	Hotel Annai Resort , Kanniyakumari	20	Hotel Bhuvana, Nagercoil
21	Hotel Star World, Kanniyakumari	21	Hotel Taj Home, Thuckalai
22	Hotel Tamilnadu (TTDC Ltd) Kanniyakumari	22	Lins Restarant
23	Hotel Shinghar International, Kanniyakumari	23	Hotel Umasankar, Thuckalay
24	Hotel Madhini Kanniyakumari	24	Hotel Nandhana, Kanniyakumari
25	Hotel Manickam Kanniyakumari	25	Hotel Taj Home, Thuckalay
26	Lekshmi Lodge, Kanniyakumari	26	Mano Restaurant
27	Hotel Sangam, Kanniyakumari	27	Hotel Gowari Sankar, Sungankadai
28	New Hotel Cape Residency, Kanniyakumari	28	Hotel Viswa, Kanniyakumari
29	Hotel Siva Residency, Kanniyakumari	29	New Ariya Bhavan Nagercoil
30	Hotel Dhuruva, Kanniyakumari		
31	Hotel Bharani Kanniyakumari		
32	Thiruveni Tourist Home Kanniyakumari		
33	Hotel Ramsath Nagercoil		
34	Hotel Sagar, Kanniyakumari		
35	Sree Meenakshi Bhavan, Nagercoil		
36	Hotel Parvathi international Nagercoil		
37	Hotel Krishna inn Nagercoil		
38	Hotel Niranj Nagercoil		
39	Hotel Saranya Nagercoil		
40	Hotel Blue Residency, Nagercoil		
41	Azad Lodge Nagercoil		
42	S.M. Lodge Nagercoil		
43	Golden Lodge, Nagercoil		

44	Pioneer Kumaraswamy Lodge Nagercoil		
1	2		<u>3</u>
45	Kerala Guest House kanniyakumari		
46	Hotel Divines International Marthandam		
47	Hotel Lin Lodge, Marthandam		
48	Hotel Bhuvana, Nagercoil		
49	Hotel Singar, Nagercoil		
50	Palace Lodge, Thuckalai		
51	Hotel Sagana Castle Nagercoil		
52	Hotel Star, Marthandam		
53	Anand Lodge, Marthandam		
54	Hotel Ganga, Nagercoil		
55	Hotel Samuthra Kanniyakumari		
56	Hotel Sparsa International Kanniyakumari		
57	Hotel Melody Park Kanniyakumari		
58	Hotel Park, Colachel		

Source: Tourism Officer, Kanniyakumari

44.4 LIST OF TRAVEL AGENTS**Year:2021-22**

Sl.No	List of Travel Agents
1	2
1	Assisi Travels, Nagercoil
2	Shyras Travels, Nagercoil
3	Niranyan Travels, Nagercoil
4	Anbukkarasi Travels, Nagercoil
5	Ayyappa Travels, Nagercoil
6	Majestic Travels, Nagercoil
7	Mangalam Travels, Nagercoil
8	Safeway Travels, Nagercoil
9	Krishna Travels, Nagercoil
10	Abirami Travels, Nagercoil
11	Atchaya Travels, Nagercoil
12	Chankya Travels, Nagercoil
13	S.R Travels, Nagercoil
14	V.K.S Travels, Thuckalay
15	Tiriveni Travels, Kanniyakumari
16	Mariya Travels, Kanniyakumari
17	Sun rise Travels, Kanniyakumari
18	Sri.Maruthi Tours& Travels, Kanniyakumari
19	Nataraj Tours& Travels, Kanniyakumari
20	Kanya Tours& Travels, Kanniyakumari
21	Sri.Balaji Travels, Kanniyakumari
22	Sastha Travels, Kanniyakumari
23	Janani Travels, Kanniyakumari
24	Hepsy Travels, Kanniyakumari
25	Nethaji Travels, Kanniyakumari
26	Kanya Travels, Kanniyakumari

Source: District Collectorate, Nagercoil.

44.5 TRAIN AND AIR SERVICE TIMINGS

UP Trains

Year:2021-22

Sl. No	Train Name (No)passing via Nagercoil Junction	Train No	Days	Arrives	Departs
1	TEN - BSB Exp (Weekly)	22620#	SUNDAY	02.23	02.25
2	PDY - CAPE Exp (Weekly)	16861	SUNDAY	01.40	01.45
3	CSMT - NCJ Exp Weekly (4 Days)	16339	TUE,WED,THU,FRI	10.15	
4	CSMT - NCJ Exp (Bi-Weekly)	16351	MON,FRI	07.00	
5	RMM - CAPE Exp (Tri - Weekly)	22621	MON,WED,THU	03.32	03.35
6	MDU - PUU fast pass	16729	DAILY	04.20	04.30
7	CBE - NCJ Exp	22668	DAILY	12.38	12.40
8	NCJ - CBE Express	22667	DAILY		21.45
9	MS - CAPE Exp	12633	DAILY	05.00	05.05
10	NZM - CAPE Thirukuual Exp (Bi-Wkly)	12642	MON,SAT	03.30	.03.35
11	TBM - NCJ (Tri weekly)	22657	MON,WED,SUN	07.00	
12	MS - NCJ Exp. Weekly	12667	THU	07.00	
13	SBC - NCJ Express	17235	DAILY	07.40	
14	TEN - NCJ Pass	6642	DAILY	08.10	
15	TEN - JAM Exp (Bi- weekly)	19577#	MON,TUE	07.03	07.05
16	TEN - GIMP Humsafar Exp. NCJ Bye Pass (Weekly)	20923	THU	07.03	07.05
17	HWH - CAPE Exp. Weekly	12665	MON	09.25	09.30
18	MS - QLN (Ananthapuri Exp)	16723	DAILY	09.00	09.05
19	MAS - NCJ Exp (Weekly)	12690	SUNDAY		19.30
20	TBM - NCJ Antodaya Exp.	20691	DAILY	12.50	
21	TPJ-TVC-Intrcity Exp-Bye Pass	22627#	DAILY	13.44	13.45
22	KCG - NCJ Exp. Weekly	16353	SUNDAY	19.50	
23	MS - GUV Exp	16127	DAILY	21.10	21.20
24	NCJ - MAQ Ernad Exp.	16606	DAILY		02.00
25	NCJ - MAQ Parasuam Exp.	16650	DAILY		04.05
26	NCJ - KCVL Pass	6430	DAILY		07.55
27	CAPE - CSMT Exp.	16382	DAILY	08.57	09.02
28	NCJ - KCVL Pass	56318			
29	CAPE - SBC Exp.	16525	DAILY	10.25	10.30
30	NCJ - KTYM Pass	16366	DAILY		13.00
31	NCJ - GIMP (Weekly)	16336	TUESDAY		14.05
32	NCJ - SHM Gurudev Exp. (Weekly)	12659	SUNDAY		14.45
33	CAPE - PUU fast pass	06640	DAILY	15.25	15.30
34	CAPE - QLN Memo (6 days)FRI-NIL	06773		16.25	16.28
35	NCJ - TVC Pass	06428	DAILY		18.20
36	CAPE - SVDK Himsagar Exp. Weeekly)	16317	FRIDAY	14.40	14.45
37	CAPE - DBRG Vivek Exp. Weekly	15906	SUNDAY	21.00	21.05

Down Trains

Sl. No	Train Name (No)passing via Nagercoil Junction	Train No	Days	Arrives	Departs
1	BSP - TEN Exp. NCJ Bye Pass Weekly	22619#	TUESDAY	01.13	01.15
2	NCJ - CSMT Weekly (4 days)	16340	MON,TUE,WED,FRI		06.00
3	NCJ - CSMT Exp. (Weekly)	16352	THU,SUN		06.00
4	GUV - MS Exp.	16128	DAILY	07.55	08.00
5	NCJ - CHE Pass	16321	DAILY		07.05
6	NCJ - LCG Exp. Weekly	16354	SATURDAY		09.00
7	CAPE - HWH Exp. Weekly	12666	SATURDAY	05.55	06.00
8	GIMP - TEN Humsafar Exp. NCJ Bye Pass (Weekly)	20924#	MON	00.03	00.05
9	TVC - TPJ Intercity Exp. NCJ Bye Pass	22628#	DAILY	12.38	12.40
10	CAPE - PDY Express Weekly	16862	MONDAY	14.10	14.16
11	NCJ - TBM Antodaya Exp	20692	DAILY		15.50
12	NCJ - TBM (Weekly)	22658	MON,TUE,THU		16.15
13	NCJ - MS (Weekly)	12668	FRIDAY		16.15
14	CAPE - MS Express	12634	DAILY	17.20	17.25
15	QLN - MS (Ananthapuri Exp.)	16724	DAILY	17.45	17.55
16	NCJ - TEN Pass	06641	DAILY		18.40
17	NCJ - SBC Exp.	17236	DAILY		19.10
18	CAPE-NZM-Bi weekly	12641	WED,FRI	19.20	19.25
19	NCJ - MAS Exp. (Weekly)	12690	SUNDAY		19.30
20	JAMM - TEN Epress (Bi-weekly)	19578#	FRI ,SAT	19.38	19.40
21	NCJ - CBE Express	22667	DAILY		21.45
22	CAPE - RMM Express (Tri - weekly)	22622	TUE,THU,SUN	22.27	22.30
23	PUU - MDU fast pass	16730	DAILY	10.35	10.40
24	TVC - NCJ Pass	16729	DAILY	04.20	
25	DBRG - CAPE Vivek Exp. Weekly	15906	SATURDAY	21.00	21.05
26	PUU - CAPE fast pass				
27	CSMT - CAPE Express	16381	DAILY	11.35	11.40
28	KCVL - NCJ Pass	06429	DAILY		16.25
29	QLN - CAPE Memu (6 days)Fri-nil	06772		14.50	14.53
30	SBC - CAPE Exp.	16526	DAILY	13.50	13.55
31	TVC - NCJ Pass	06433	DAILY	08.45	
32	TVC - NCJ Pass	06435	DAILY	19.55	
33	MAQ - NCJ Parasuam Exp	16649	DAILY	20.50	
34	SVDK - CAPE Himsager Exp (Weekly)	16318	MONDAY	22.15	22.20
35	SHM - NCJ Gurudev Exp (weekly)	12660	WED	21.40	
36	MAQ - NCJ Ernad Exp.	16605	DAILY	23.20	

- NCJ Bypass

Source : Station Master, Railway Station, Nagercoil

45.1 BIRTH AND DEATHS REGISTERED

Year:2021-22

Sl.No	Name of the Block/Municipality/ Corporation	Live Births Registered	Deaths Registered	Infant Death
1	2	3	4	5
1	Agasteeswaram Block	2181	953	9
2	Rajakkamangalam Block	1529	622	10
3	Thovalai Block	1365	681	7
4	Kurunthancode Block	2295	1034	7
5	Killiyoor Block	1897	893	6
6	Munchirai Block	2251	957	14
7	Melpuram Block	1968	1167	9
8	Thiruvattar Block	2290	1127	12
9	Thuckalay Block	2119	1046	18
10	Padmanabhapuram Municipality	202	149	1
11	Nagercoil Corporation	2593	1107	8
12	Kuzlithurai Municipality	247	116	0
13	Colachel Municipality	330	54	0
	Total	21267	9906	101

Source : Deputy Director of Health, Nagercoil

45.2 BIRTH, DEATH AND INFANT MORTALITY RATES

Year:2021-22

Sl.No	Birth Rate	Death Rate	Infant Mortality rate	Maternal mortality
1	2	3	4	5
1	10.5	4.9	4.7	61.1

Source : Deputy Director of Health, Nagercoil

45.3 DEATH BY CAUSES**Year:2021-22**

Sl.No	Name of the Causes for Death	No. of the Death
1	Heart Disease	1294
2	Myocardial Infraction	452
3	Septicemia	277
4	Cancer	138
5	Diabetes	402
6	Cerebro Vascular Accident	248
7	Kidney Failure	328
8	Coronary Artery Disease	302
9	Liver Failure	3
10	Others not elsewhere classified	4267
11	Cardiogenic Shock	101
12	Chronic Obstructive Pulmonary Diseased	1
13	Pulmonary Oedema	4
14	Head Injury	108
15	Aspiration Pneumonia	89
16	Hypertension	859
17	Poisoning	33
18	Pneumonia	75
19	Bronchial Asthma	27
20	Encephalopathy	26
21	Coronary Syndrome	40
22	Accident	25
23	Preterm Delivery	8
24	Pulmonary Embolism	40
25	Other Metabolic Disorder	29
26	Senility	238
27	Adult Respiratory distress Syndrome	3
28	Burns	6
29	Cerebral Haemorrhage	5
30	Cystic Kidney Diseases	7
31	Carcinoma in situ of other and unspecified sites	1
32	Tuberculosis	15
33	Multiple	9
34	Seizure Disorder	41
35	Cardiomyopathy in diseases classified elsewhere	2
36	Disorder resulting from impaired Renaan Tubular function	0
37	Hepatitis	33
38	Bronchitis	2
39	Heamorrhage	1
40	Other Cerebrovascular Diseases	6
41	Gastro intestinal Haemorrhage	0
42	Acute Renal failure	6
43	Myocarditis in diseases classified elsewhere	19
44	Brain Tumour	5
45	Unspecified Multiple Injuries	5

46	Unspecified Contracted Kidney	19
47	Cardiomyopathy	2
48	Leukemia	2
49	Polmonary eosinophilla, not elsewhere classified	11
50	Pulmonary Haemorrhage	2
51	Trauma	15
52	Cellulitis	6
53	Parkinson's disease	2
54	Status epilepticus	6
55	Acute Bronchitis	0
56	Alcoholic Liver Disease	13
57	Cerebral Infection	7
58	Epilepsy	6
59	Other Chromosome abnormalities, not elsewhere classified	102
60	Other specified transport accidents	36
61	Acute Pancreatitis	3
62	Brain Injury	14
63	Heart Block	67
64	Interstitial Lung Disease	1
65	Intra Cranial Haemorrhage	1
66	Multiple myeloma	5
67	Other Disorders of central nervous system	0
68	Traumatic amputations involving multiple body regions	0
69	Ventricular Tachycardia	2
70	Drowning	4
	TOTAL	9906

Source : Deputy Director of Health Services, Nagercoil

46. VOLUNTARY SERVICES**46.1 LIST OF VOLUNTARY SERVICES AVAILABLE IN THE DISTRICT FOR THE DEVELOPMENT OF RURAL AND URBAN POPULATION****Year:2021-22**

Sl. No	Name	Address	Phone No
1	Kalaimagal Education Trust	Azhaganvilai,Ganapathipuram& Post 629502	04653 252550 9487351633
2	Sree Ram Cancer Trust	Aananthan Nagar, Asaripallam, Kanniyakumari - 629201	8903535945
3	Social Welfare Association (SWAN)	No 1-14, Monday Market, Neyyoor& 629802,	04651 223209
4	Best Trust	No 137, Enayam, Kanniyakumari - 629193, EnayamPuthenthurai	04653 403164
5	Angel Human Welfare Educational and CharitableTrust	15-42.Kariyamangalathu VilaiMundavilaiVerkilambi P.O. 629166	04653 328361 9865950632
6	YMCA Moolachel	15-125-75/1, Y M C A Nagar, Neyyoor, 629802, MoolachalThuckalay,Kanniyakumari District	04651 250602
7	Aram Foundation	Aralvaimozhi, Nagercoil, 21/52b5 Main Road, Kanniyakumari - 629301	9597313252
8	Vizhuthugal Charitable Trust	Athur, Barathapalli Road, Kanniyakumari - 629177	9585664427
9	Pencil for Me	Edaicode, Iv58b, Cheruvallur, Kanniyakumari - 629152	9442607901
10	New Ilaignar MunnaniMantram	Kaliakkavilai, Kanniyakumari - 629701	8807787150
11	Seva Bharathi Tamilnadu	Sri Rama LakshmanArunachalamNilayam, Main Road, Neyyoor& 629802, Kanniyakumari District	04651 223822 9443239622
12	Centre for Action Development Research	Marthandam, Kanniyakumari - 629165, KurumathoorKuzhithurai	9442636211
13	Gilgal Mission India	Kollemcode, Kirathur 629160	04651 240458
14	Christ International School	Malamary, Kanniyakumari - 629152	04653 284289
15	Rural Education and Women Development Trust	Sivasupramoniapuram, James Town-Post, 629702	04653 267080 9894200856
16	Sinegam Petoor Illam	17H/03, Poonga East Street, Nesamony Nager, Bishop House Backside.	7947330997
17	Marthandam Integrated Development Society	EdaivilagamKazhuvanhattai, Kuzhithruai P.O 629163	04651 263390 9443580598
18	Brilliya Educational Charitable Trust	Pachathuvillai, Poovancode, Verkilambi Po, Verkilambi, Kanniyakumari - 629166	9487250551
19	YMCA	YMCA Building, Marthandam, Kanniyakumari - 629165, Near District Register Office and Vettumani Junction (Map)	04651 270260
20	Palmyrah Workers Development Society (PWDS)	Crystal Street, Marthandam, Kanniyakumari - 629165, Marthandam	04653 270241
21	Centre for Rural Employment and Education for Development Environment	Azhagiamandapam, Mulagumoodu Post, Kanniyakumari - 629167	-
22	Centre for Appropriate Technology Society	5, Chithambaranathan Street, New Colony, Ramavarmapuram, Nagercoil - 629001	04652-232927
23	Jothi Jeeva Poorna Trust,	Padanthalumoodu, 629264	-
24	Assisi farm and training centre	KothalamPallam, Palkulam Post, Kanniyakumari-629851,	-
25	Sree VeeraPadra Elingar Eyakkam (Nehru Yuvakendra)	5/52, Vallivaram, Thalakulam& Post - 629802	
26	Virutcham Green Foundation	29, Victoriya Press Road, Nagercoil - 1	
27	Makkal Chatta Eyakkam	10/48, Babuji Road, Manavalakurichi& Post, 629252	

28	Kanniyakumari District Agri Technical Melanmai Agency	1-B-14, KurujEnglev, Sarkunaveethi North, Nagercoil- 1	
29	Aloor Kulam Kudimaramattu and Pasana Paramarippu Sangam	2-3/14, PeriyaVeedu, Aloor Main Road-629801	
30	Kanniyakumari District Atheletic Association	5, Aarattu Road, Ozhukinasery, Nagercoil - 629001	
31	Oxygen Sports Club	8-28, Kariyavilai, Mandaikadu - 629252	
32	Sports Karate Association of Kanniyakumari District	3/11, Azhuchattupattu, Kovalam - 629702	
33	Law Young Men Christian Association, Mekkamandapam	2/142, EBEN, Kadamalaikundu - 629166	
34	St. Antony Sports Club	101B, Fathima Road, Azhagappapuram& Post - 629401	
35	Youngmen Christian Association, Paruthivilai, Mondaikadu	1-1199 Paruthivilai, Mandaikadu&Post - 629252	
36	Kumari Common Service Centre Village Level Entrepreneur Welfare Society	3- Municipal Complex, Ganesapuram Junction, Nagercoil - 1	
37	Pattarai Coconut Urpattiyalar Sangam	12-83C, Pattarai, Reethapuram& Post - 629159	
38	Thennaga Makkal Eyakkam	2A, Chozharajakovil Street, Ozhukinasery, Nagercoil - 1	
39	Kanniyakumari District Kho Kho Associtaion	7-88B3, VadakanPagam, Manavalakurichi	
40	God's Gift Pigeion Fliers Association	556E1, M.S. Road, Vettornimadam, Nagercoil - 3	
41	Consortium For Advancement Upliftment and Social Emancipation	1248 K.P. Road, Nagercoil	
42	Kallukatti Coconut Urpathiyalar Sangam	7-3, Kallukatt, Ganapathypuram& Post 629502	
43	Metro Sports and Social Club	2/19, PandaraVilai, Colachel - 629251	
44	Indian Nadasari Chilambam Association	23, MuththamilTheru, P.W.D. Office Near, Nagercoil - 629001	
45	Anbunage rVeeramamunivar Elingar Narpanimantam	10-64/1, Near Amala Convent, Anbu Nager, Thuckalay - 629175	
46	Kanniyakumari District Velleyball Association	5/24, New Street, North Soorangudy Post - 629501	
47	Diamond Club	1117, Nesavalur Colony, Vettornimadam, Nagercoil 629003	
48	Annai Indragandi Consumer and Right to Information Act Production Eyakkam	8/35A, ChittanKudieruppu, Thenthamaraikulam - 629701	
49	Makkal Neethi Pathukappu Sangam	86 Karmal Mound Road, Ponnappanadar Colony, Nagercoil - 4	
50	Kumariyin Karangal Social & Welfare Association	8/89B/1-Bethel Nager, Kulathuvilai, Thengamputhoor, Agastheeswaram - 629602	
51	Nanjil Narpani Manttam	11A, ChozharajaKovil Street, Ozhukinasery, Nagercoil - 629001	

Source : District Registration Office, Nagercoil

47. WATER WORK AND SUPPLY
47.1 NO. OF SCHEMES OPERATED IN THE DISTRICT

Year: 2021-22

Sl.No	Name of the Scheme	No. of Programme in the Schemes	No. of Habititations to be benefited
1	Providing CWSS to Azhagiyapandipuram and 8 other Town Panchayats and 246 habitations in 3 unions in Kanniyakumari District.	1 No under Trial Run	Town Panchayats 9nos and 246 rural habitations
2	TWAD Board Providing Water Supply Improvement Scheme to Nagercoil Municipality in Kanniyakumari District (AMRUT)	1 No under execution target date 10/2022	1 Corporation
3	Providing CWSS to Eraniel Town Panchayats and 319 Rural habitations and improvements to Padmanabhapuram CWSS and Kattathurai CWSS covering Padmanabhapuram Municipality, 3 Town Panchayats and 55 Rural habitations in Kanniyakumari District.	1 No under execution target date 07/2022	Town Panchayat 8 Nos and 374 rural habitations and 1 municipality.

Source : TWAD Board, Project Division, Nagercoil

47.2 NO. OF WORKERS ENGAGED IN THE WATER WORKS AND SUPPLY**Year: 2021-22**

Sl.No	Name of the Schemes	No of Workers engaged in works and supply
1	Providing CWSS to Azhagiyapandipuram and 8 other Town Panchayats and 246 habitations in 3 unions in Kanniyakumari District.	Nil
2	TWAD Board Providing Water Supply Improvement Scheme to Nagercoil Municipality in Kanniyakumari District (AMRUT)	Nil
3	Providing CWSS to Eraniel Town Panchayats and 319 Rural habitations and improvements to Padmanabhapuram CWSS and Kattathurai CWSS covering Padmanabhapuram Municipality, 3 Town Panchayats and 55 Rural habitations in Kanniyakumari District.	Nil

Source: Executive Engineer, TWAD, Nagercoil

47.3 NO. OF HOUSE CONNECTIONS, FOUNTAINS

Year: 2021-22

Sl.No	Name of the District	No. of House water connections	Discharge of water/ per person/per day
1	Kanniyakumari	268299	Above 55 LPCD

Source: All Panchayat Union, Municipality, Corporation

Sl.No	Name of the Blocks/ Municipalities/ Corporation	No. of House water connections
1	2	3
1	Agasteeswaram Block	9648
2	Rajakkamangalam Block	29921
3	Thovalai Block	11673
4	Kurunthancode Block	14609
5	Killiyoor Block	5770
6	Munchirai Block	17349
7	Melpuram Block	11160
8	Thiruvattar Block	12021
9	Thuckalay Block	9238
10	Nagercoil Corporation	46931
10	Padmanabhapuram Municipality	4625
12	Kuzhithurai Municipality	4406
13	Colachel Municipality	5062
14	Kollencode Municipality	2322
15	All Town Panchyats	83564
Total		268299

Source: All Panchayat Unions, Municipalities, Corporation
Assistant Director Town Panchayat/ Panchayat, Nagercoil.

48.1 FIRE AND RESCUE SERVICE

Year: 2021-22

Sl.No	Name of the Place	No.of Fire Stations	No.of Vehicles	No.of Staff working	No.of calls Attended	
					Fire Call	Rescue Call
1	Nagercoil	1	4	49	140	402
2	Kuzhithurai	1	1	17	35	206
3	Kanniyakumari	1	1	17	48	106
4	Kulasekaram	1	1	16	12	47
5	Thuckalay	1	1	17	21	179
6	Colachel	1	1	17	43	138
7	Kollencode	1	1	14	4	180
8	Thingal Nager	1	1	11	8	33
Total		8	11	158	311	1291

Source : District Fire Officer, Fire and Rescue Service, Kanniyakumari.