

# **OFFICERS AND STAFF ASSOCIATED WITH THIS PUBLICATION**

## **Overall Guidance**

**Dr. M.Karunakaran, I.A.S.,**

**Commissioner**

**Department of Economics and Statistics**

## **TECHNICAL GUIDANCE**

**Dr. B. Hariharadhas, M.Sc., M.Phil., Ph.D.,**

**Regional Joint Director of Statistics, Tirunelveli**

**Thiru. P. Gomudurai Pandian, M.Sc., B.Ed.,**

**Deputy Director of Statistics, Nagercoil**

## **DATA PROCESSING**

Tmt. K.Benla, M.Sc., B.Ed., Statistical Officer.

Thiru.V. Karthigeyan, M.A., Statistical Officer.

Tmt. N. Ramani, M.Sc., M.Phil., Statistical Officer.

Tmt. B. Meena, B.Sc., Statistical Inspector

## **PREFACE**

*The District Statistical Hand Book is prepared and published by our Department every year. This book provides useful data across various departments in Kanniyakumari District. It contains imperative and essential statistical data on different Socio-Economic aspects of the District in terms of statistical tables and graphical representations. This will be useful in getting a picture of Kanniyakumari's current state and analyzing what improvements can be brought further.*

*I would like to thank the respectable District Collector **M.Arvind, IAS** for his cooperation in achieving the task of preparing the **District Hand Book for the year 2020-21** and I humbly acknowledge his support with profound gratitude.*

*The co-operation extended by the officers of this district, by supplying the information presented in this book is gratefully acknowledged.*

*I express my appreciation for the effort taken by the district statistical unit in compilation and computerisation of this publication.*

*I would be glad to welcome your valuable suggestions for improving the publication.*

Place: Kanniyakumari  
Date : 29-10-2021

Deputy Director of Statistics,  
Nagercoil



Thiru. M. Arvind, I.A.S.,  
District Collector,  
Kanniyakumari .



## FOREWORD

The Publication “District Statistical Handbook for the year 2020-21” by the Department of Economics and Statistics presents the prestigious latest annual Publication on various socio-economic aspects and extensive information about Kanniyakumari District.

This Publication is comprising of Salient features, District profile, Population, Literacy rate, Climate and Rainfall, Agriculture, Irrigation, Education, Industry, Public Health, Transport etc... The current Publication presents present Scenario of the development in various parameters at district level. This will be much useful and helpful to the Administrators, Planners, Research Scholars, Statisticians, Economists, General public and all those who are interested in Socio-Economic development of Kanniyakumari District.

I express my gratitude for the co-operation extended by various State and Central Government Offices & Agencies, Educational Institutions, Public Sector Undertakings, Boards, Corporations and other organizations in this district for providing the required data within the prescribed time limit.

Finally, I extend my warm wishes and appreciation for the sincere efforts made by the Deputy Director of Statistics and team officials of the Department of Economics and Statistics for their contribution towards this book.

Best wishes

Station: Kanniyakumari  
Dated:

  
District Collector  
Kanniyakumari.

# KANNIYAKUMARI DISTRICT MAP



<u>INDEX</u>	Page No
<u>STATISTICAL TABLES CONTENTS</u>	
<a href="#">Salient Features of Kanniyakumari District</a>	1-13
<a href="#">District Profile 2020-21</a>	14-29
<b>1. <a href="#">AREA AND POPULATION</a></b>	
1.1a. Kanniyakumari District Rural and Urban Population	30
1.1b Area, Population, Literate, SCs and STs- Sex wise by Blocks and Municipalities	31-33
1.2 Population by Broad Industrial categories of Workers.	34
1.3 Population by Religion	35,36
1.4 Population by Age Groups	37,38
1.5 Population of the District-Decennial Growth	39-42
1.6 Salient features of 2011 Census – Block and Municipality wise.	43
<b>2. <a href="#">CLIMATE AND RAINFALL</a></b>	
2.1 Temperature at selected Stations	44
2.2 Season wise Rainfall	45,46
2.3 Time Series Data of Rainfall by seasons	47,48
2.4 Monthly Rainfall from April 2020 to March 2021	49
<b>3. <a href="#">AGRICULTURE</a></b>	
3.1 Soil Classification (with illustration by map)	51-54
3.2 Land Utilisation	55-58
3.3 Area and Production of Crops	59,60
3.4 Agricultural Machinery and Implements	61,62
3.5 Number and Area of Operational Holdings	63
3.6 Consumption of Chemical Fertilizers and Pesticides	63
3.7 Regulated Markets	64
3.8 Crop Insurance Scheme	65
3.9 Sericulture	65
<b>4. <a href="#">IRRIGATION</a></b>	
4.1 Sources of Water Supply with Command Area – Blockwise.	67
4.2 Actual Area Irrigated (Net and Gross) by sources.	68

4.3	Area Irrigated by Crops.	69
4.4	Details of Dams, Tanks, Wells and Borewells.	70
<u>5. ANIMAL HUSBANDRY</u>		
5.1	Livestock Population	71
5.2	Veterinary Institutions and Animals treated - Blockwise.	71
5.3	No.of Veterinary Hospitals	71
5.4	Diary Development	72
5.5	Poultry Development	73
5.6	Fisheries Development and Production	74
<u>6. BANKING AND INSURANCE</u>		
6.1	No. of Commercial Banks	75
6.2	Insurance Schemes	76
<u>7. CO-OPERATION</u>		
7.1	Co-operative Societies	77
<u>8. CIVIL SUPPLIES</u>		
8.1	No.of Fair Price Shops	79
8.2	Quantum of Essential Commodities distributed and their retail prices	79
8.3	No.of Ration Cards (Rural and Urban)	80
8.4	Quantity supplied	80
8.5	No.of LPG Connections	81
8.6	No.of Persons waiting for LPG connection	81
<u>9. COMMUNICATION</u>		
9.1	Post-Offices doing postal business only	83
9.2	Post-Offices doing Post and Telegraphic Business	84
9.3	Telegraph Offices	85
9.4	No.of Telephone Exchanges, Capacity and No.in Use	85
9.5	No.of PCOs attached to each exchange	86
9.6	No.of Persons waiting for Phone Connection.	87
<u>10.ELECTRICITY</u>		
10.1	No.of Power Stations	89
10.2	Quantum of Power purchased	89

10.3	Power Consumption Sectorwise	90
10.4	Peak Demand and Energy Output	90
10.5	Revenue from Electric Schemes and Cost per Unit	91
10.6	Transmission and Distribution of Electricity	91
10.7	Capacity of Transformers	92
10.8	Rural Electrification	93
<a href="#"><u>11. EDUCATION</u></a>		
11.1	Universities, Students and Teachers and Courses offered	95
11.2	Colleges for General Education, Students and Teachers	95,96
11.3	College for Professional Education, Students and Teachers	97-99
11.4	Colleges for Other Professional Education, Students and Teachers	100
11.5	Schools for General Education, Students and Teachers	101
11.6	Colleges for General Education, Students and Teachers	102, 103
11.7	Schools for Special Education, Students and Teachers	104
11.8	Institutions for Other Professional Education, Students and Teachers	105
	Education-Category wise Abstract	106
11.9	Computer Training Centers	107
11.10	Hostels and Inmates by Community	108
11.11	Scholarships to Students by Community	109
<a href="#"><u>12. FISHERIES</u></a>		
12.1	Fisheries Development	111
12.2	Estimated M F Production/Inland Fish Production	111
12.3	Infrastructure in Private sector	111
12.4	Marian Fish Production and Inland	112
12.5	No. of Families Engaged In Fishing	112
<a href="#"><u>13. HANDLOOM</u></a>		
13.1	No. of Focal Centers with Location details	113
13.2	No. of Societies and Varietywise Production	113
13.3	No. of Powerlooms and No. of Employees working	114
13.4	No. of Families engaged	114

<u>14.HANDICRAFTS</u>	
14.1 Name and Addresses of Handicrafts	115
14.2 Articles available in the Handicrafts	116
14.3 Value of Articles produced and Value of Articles sold	117
14.4 No.of Families engaged in Handicrafts	118
<u>15.HEALTH AND FAMILY WELFARE</u>	
15.1 Hospitals, Dispensaries, Bed Strength, Doctors and Nurses	119
15.2 No.of Allied Pathological Units available	120
15.3 Diseasewise patients treated	121-123
15.4 Distribution of Medical Personnel	124
15.5 Progress of Family Welfare Program	124
<u>16.HOUSING</u>	
16.1 Plans sanctioned, Buildings completed under Private Sector	125
16.2 Plans sanctioned, Buildings completed under Public Sector	125
16.3 Amount invested in Housing and Building activity under Public Sector	126
16.4 Construction activity of Tamil Nadu Housing Board	126
16.5 Construction activity of Tamil Nadu Slum Clearance Board	126
16.6 Construction activity of Tamil Nadu Police Housing corporation ltd	127
16.7 Index no.of Building Construction cost in Urban centers	127
16.8 Labour charges of Construction Workers	127
<u>17.INDUSTRIES</u>	
17.1 Results of ASI	129-130
17.2 Estimates of Value of Output and Value Added by Manufacture by Industries Based on ASI	131
17.3 Industrial Production	132
17.4 Production and Value of Major Minerals in the District	133
17.5 Production of Handloom Cloth	133
17.6 Small Scale Industries	133-136
17.7 Khadi and Village Industries	136
17.8 No.of Printing Presses	137
17.9 No.of Photocopy (Xerox) centres	138



<u>18. FACTORIES</u>		
18.1	Registered and Working Factories	139
18.2	Employment in Working Factories	139,140
18.3	Trade Unions, Industrial Disputes by Strikes, Lockout and Gheraos	141
<u>19.LOCAL BODIES</u>		
19.1	Municipal Bodies Area and Population by Grades	143
19.2	Municipal Bodies by Taluks	143
19.3	Panchayat Union, Village/Town Panchayats	144
19.4	Revenue Divisions, Taluks, Firkas and Revenue Villages	144
19.5	Tax Collected by Corporation/Municipality/Panchayat Union/Town Panchayat/Village Panchayat	144
<u>20.LABOUR AND EMPLOYMENT</u>		
20.1	No.of Persons registered during the year and Total No.of Persons waiting upto the end of the year as per Live Register	145
20.2	No.of Placement during and upto the end of the year.	145
<u>21.LEGAL SERVICE</u>		
21.1	Judicial Divisions and Original Jurisdiction	147
21.2	Results of Civil and Criminal cases in the Court of Original Jurisdiction, Civil Suits Regular.	147
21.3	Results and Revenue cases in the courts of original jurisdiction Civil suits / Criminal Regular for the year	147
21.4	Results of civil and Revenue cases in the courts of original jurisdiction Civil suits / criminal regular-Detailed	147
21.5	Nature of Free legal available and No. of Beneficiaries, No. of Cases disposed off in Lok Adalat during the year	148
21.6	No. of Advocates practicing in courts	148
<u>22. LIBRARIES</u>		
22.1	List of Head and Branch Libraries in the district with details, of Members Books available and Readers	149
22.2	No.of Libraries in Government Building / Rental Building	149
22.3	No.of Reading Rooms	150-153

<u>23.MINING AND QUARRYING</u>		
23.1	No.of Mining and Quarrying units in the district	154
23.2	Classification-wise production during the year	154
<u>24.MANUFACTURING SECTOR</u>		
24.1	No.of Food and other allied manufacturing units in the district	155
24.2	No.of Non-Food manufacturing units in the district	156,157
<u>25.MEDICAL SERVICES</u>		
25.1	No.of Medical Colleges in the district with Students and Teachers	159
25.2	No.of College of Pharmacy with Students and Teachers	160
25.3	No.of Medical Stores in the district - Category-wise	160
25.4	No.of Veterinary Colleges with Students and Teachers	160
<u>26.MOTOR VEHICLES</u>		
26.1	No.of Motor Vehicles on Road up to the end of the year 2020-21	161,162
26.2	No.of Motor Vehicles (Category-wise) registered during the year 2020-21	162
26.3	No.of Persons issued Driving Licence	162
<u>27. NON-CONVENTIONAL ENERGY GENERATION</u>		
27.1	No.of solar energy generating units in the district with production area	163
27.2	No.of Wind Mills Generating units with production data	163
<u>28. POLICE AND PRISONS</u>		
28.1	Police Force	165
28.2	Cognizable Offences under Indian Penal Code	165
28.3	Prisons and Convicts	166
28.4	No.of Cases Registered under PCR	167
28.5	No.of Cases Registered against Woman Harassment and dowry	167
<u>29. PUBLIC HEALTH</u>		
29.1	Public Health and Medical Services rendered by Organizations and Individual	169

29.2 No.of Primary Health Centers/Sub-centers	170
<a href="#"><u>30. PRINTING AND PUBLICATION</u></a>	
30.1 No. of Newspapers, Weekly Magazines, Monthly Magazines, etc., Published	171
30.2 No. of Publishes in the District other than newspapers and magazines	171
30.3 No.of Printing presses in the district	171
<a href="#"><u>31. PRICE INDICES</u></a>	
31.1 Index Numbers of Wholesale Prices	172,173
31.2 Consumer Price Index Numbers for Industrial Workers	173-177
31.3 Consumer Price Index Numbers for selected essential items in Rural	178
31.4 Consumer Price Index Numbers for selected essential items in Urban	179
31.5 All India consumer Price Index nos. for Industrial workers	180
31.6 Consumer Price Index for Rural and Urban combined.	181
<a href="#"><u>32. QUALITY CONTROL</u></a>	
32.1 List of Industrial / Establishment Units having Quality Control Facilities and the products subjected to Quality Control	182
<a href="#"><u>33. REGISTRATION</u></a>	
33.1 No.of Registration Offices in the district	182
33.2 Registration and Aggregate Value of properties transferred during the year.	182
<a href="#"><u>34. REPAIR AND SERVICES</u></a>	
34.1 Authorized Automobiles Repair and Service Stations	183
34.2 Authorized Electrical and Electronic goods Repair and Service Unit	183
<a href="#"><u>35. RESTAURANTS AND HOTELS</u></a>	
35.1 Restaurants, Cafes and Other Eating and Drinking Places	183
35.2 Details of Hotels	184, 185
<a href="#"><u>36. RECREATION AND CULTURAL SERVICES</u></a>	

36.1	List of Cinema Theatres and their capacities	186
36.2	List of Clubs and Associations	187
36.3	List of Motion Picture Distributors and Projection Services	187
<a href="#"><u>37. SOCIAL WELFARE</u></a>		
37.1	Puratchi Thalaivar MGR Nutritious Noon Meals Programme Centres	188
37.2	No.of Beneficiaries under Puratchi Thalaivar MGR Nutritious Noon Meals Programme	188
37.3	No.of Beneficiaries under the free supply of Text Books and Uniforms	189
37.4	No.of Beneficiaries under Social security and Pension Schemes	189
37.5	Free Houses and House sites distributed to community	190
37.6	No of Beneficiaries under Welfare schemes	190
<a href="#"><u>38. CONSERVANCY SERVICES</u></a>		
38.1	No. of Conservancy Workers engaged in Conservancy, Garbage and Debris disposal and other particulars.	191
38.2	No.of Vehicles engaged in the conservancy services	191
<a href="#"><u>39. SCIENTIFIC AND RESEARCH SERVICES</u></a>		
39.1	Institutions and Laboratories engaged in Research Work	192
<a href="#"><u>40. STORAGE FACILITIES</u></a>		
40.1	List of Agricultural and Non-Agricultural Storage Godowns	193
40.2	List of Cold Storage Godowns	193
<a href="#"><u>41. TEXTILES</u></a>		
41.1	No.of Ginning, Spinning and Weaving Mills in the district	195
41.2	Quantum of Production during the year	195
<a href="#"><u>42. TRADE AND COMMERCE</u></a>		
42.1	No.of Major and Minor Trade and Commercial Estate in the District	196
<a href="#"><u>43. TRANSPORT</u></a>		
43.1	Length of Roads	196
43.2	Road Accidents	197
43.3	Registered Motor Vehicles	197,198
43.4	Transport Corporation	198

43.5 Selected indicators of overall performance of State Transport Corporation	198
43.6 Railway Lines and Stations	199
43.7 Port Development	199, 200
43.8 Airports	200
43.9 Private Transport Operations	201
<a href="#"><u>44. TOURISM</u></a>	
44.1 Places of Tourist Attraction	203
44.2 The List of Places of Worship	204, 205
44.3 List of Hotels and Restaurants	207-209
44.4 The List of Travel Agents	210
44.5 Train and Air Service Timings	211-214
<a href="#"><u>45. VITAL STATISTICS</u></a>	
45.1 Births and Deaths registered in the district	215
45.2 Birth , Death and Infant Mortality rates in the district	215
45.3 Death by Causes	216
<a href="#"><u>46. VOLUNTARY SERVICES</u></a>	
46.1 List of Voluntary Services available in the district for the development of Rural and Urban Population	217, 218
<a href="#"><u>47. WATER WORK AND SUPPLY</u></a>	
47.1 No.of Schemes Operated in the district	219
47.2 No.of Workers engaged in the Water Works and Supply	220
47.3 No.of House connections, fountains	221
<a href="#"><u>48 FIRE AND RESCUE SERVICES</u></a>	
48.1 Fire and Rescue services	222

## SALIENT FEATURES OF KANNIYAKUMARI DISTRICT

**Kanniyakumari District** is the Southernmost tip of the Indian Peninsula and a



unique place where trisea namely the Indian Ocean, the Arabian Sea and the Bay of Bengal confluences. It is located between 8°03' to 8°35' North latitude and 77°15' to 77°36' East longitude. The total geographical area of this district is 1672 square kilometers. As per the 2011 Census, the total population of this district was 1870374 out of which, 926345 males and 944029 females. The density of

population was 1119 per sq.km which is the highest next to Chennai district in Tamil Nadu State.

The District was named after the Goddess Kanniyakumari a virgin and incarnation of Parvathy, the consort of Lord Shiva. It has been a great centre for art, culture and religion for centuries. In the Sangam literature, poets in elegant verse extolled the ambience of this place presenting on one side as a Tourist centre and on the other a Holy place.

This district was bounded by Tirunelveli district on the North and the East, the Indian Ocean on the south, Gulf of Mannar on the SouthEast, Kerala State on the North West and the Arabian Sea on the West. By its very location, the district occupies a unique place amongst the districts of Tamil Nadu. It is the only place in the entire world where one can witness both the sun rise and the sun set. It has a coastal line of 71.5 kms stretched on three sides. This small district is famous for its vast green stretches of paddy fields, coconut groves, rubber garden and luxurious lush green forests and the rare earth of the western sea shore and stretched valley mountain of the Western Ghats.

The district is divided into two revenue divisions namely **Padmanabhapuram** and **Nagercoil** having the headquarters at Thuckalay and Nagercoil respectively. There are six taluks namely, **Agastheeswaram, Thovalai, Vilavancode, Kalkulam, Killiyoor and Thiruvattar**. This district owns one corporation, **Nagercoil**, and three municipalities **Padmanabhapuram, Colachel and Kuzhithurai** and nine development blocks. Six blocks Melpuram, Munchirai, Killiyoor, Thiruvattar, Thuckalai and Kurunthencode form a part of

Padmanabhapuram revenue division and the remaining three Agastheeswaram, Rajakamangalam and Thovalai come under Nagercoil revenue division. There are **55 Town Panchayats** in this district. And also the district comprises in six Assembly segments and one Parliament Constituency.

### Geographical Indication Tag for Cloves

The spices growers of Kanniyakumari have obtained the Geographical Indication Tag for the clove being grown in the hilly regions of the district as it is known for its rich aromatic oil content.

Clove, one of the prominent spice crops of the district, is grown on 778 hectares in the densely wooded areas of Maaraamalai, Black rock and Velimalai in the Western Ghats of the Veerapuli Reserve Forests and Mahendragiri. The district represents about 74% of the area under clove in Tamil Nadu.



Of the total production of 1,100 tonnes of cloves in India, Tamil Nadu accounts for close to 1000 tonnes, of which over 65% is grown in the district. “The climate in the hilly regions of Kanniyakumari district is ideal for clove cultivation. This region benefits from both the South-West and North-East monsoons. Also, the ‘sea mist’ comes in and works up the moisture needed for the crop. The black soil here, rich in organic nutrients, is suitable for clove cultivation. This makes the cloves grown in the region unique, says Collector M.Arvind

With the highest percentage of volatile oil content present in the clove buds, the crop being grown in the district is much sought-after. The ‘sea mist’ also helps with eugenol. The eugenol acetate content in the oil is higher, lending better aroma and flavour to the clove buds.

“While the typical volatile oil content is about 18%, the volatile oil content in the Kanniyakumari clove buds is 21%, resulting in 86% of eugenol. Furthermore, drying happens naturally at the plantations located at an altitude of about 800 meters and having moderate temperature. This meant a limited loss of essential oils and increase in their concentration,” Mr.Aravind says.

The flower buds, stalks and fallen leaves are used in essential oil preparation. The clove buds and its oils are also used in the medical, pharmaceutical and perfumery industries. The clove buds from Kanniyakumari is preferred for the presence of higher volatile oils.

To get the global recognition for the uniqueness of Kanniyakumari clove, Maraamalai Planters Association and Blackrock Hill Planters Association made efforts, with the backing of the district administration, for securing the GI Tag. “The GI Tag assigned to the cloves being harvested in the district will rightly convey the value of this product to the International consumers and traders”.

### **AGRICULTURE:**

The district is purely agriculture oriented and its economy solely depends on agricultural production and its allied activities. Indeed, it is one of the most



industrially backward districts in Tamil Nadu State. Based on the Topography, the district is divided into three, Mountainous terrain, Plain lands and Undulating valley. In the hilly tracks of Western Ghats plantation crops like rubber, coffee, tea, pepper, gloves, spices, coconut, tapioca and horticulture crops like mango, pineapple and jackfruits are raised, where as in the plain lands, paddy, banana, coconut and vegetables are grown. Paddy is the most

essential food crop of the district and it is extensively cultivated in 11577 (Gross) hectares. Among the commercial crops, rubber, coconut, cashew and pepper occupy the major area. Dams, Government Canals, Canals fed with tank are the major sources of irrigation. **Petchiparai, Perunchani, Kodayar, Pattanamkal, Neyyar** are the main water systems of this district.



## **INDUSTRIES:**

In fact as far as Industrial Development is concerned, this district is one of the most Industrial Backward Districts in the State. The district has no major industries except **Indian Rare Earths Ltd** (Government of India enterprise at Manavalakurichi), Kanya **Spinning Mill**, the co-operative sector at Aralvaimozhi and Nagammal Mills (Private sector) at Nagercoil, Tapioca Flour, Wheat Flour Mill, in Cape Flour Mills Chunkankadai and **Coir industry** at Ammandivilai, Gloves factory at Konam and Anandhanadarkudi and some big and small **Fishnet factories** in private sector. **Forty two fishing centres** are located in the sea shore. Next to agriculture, people are engaged in fishing. 1% of the population is engaged in **handloom weaving** occupation which is also dwindling year after year less wage when compared with the other occupations. **Coir manufacturing** is also to be mentioned. Palmgur production is almost dwindled in view of scarce palmyrah climbers and reduced palmyrah crop area in this district. As a major source of private sector of employment more than 30000 female employees are employed in the **cashew nut** processing of roasting, shelling, peeling and grading.



A **Hydro Electric Power Generating Project** is located in **Kodayar** and **Wind Mill Energy** generated at **Aralvaimozhi** supplement the energy needs of this district. It is under the consideration of the government to establish a Rubber Park at Chenbagaramanputhur and preliminary works commenced. It will accelerate the growth of the economy of Kanniyakumari.

## **EDUCATION:**

There are many Educational Institutions in this district which offers Primary Level Education to Higher Level Education. In Education front, this district stand first in Literacy rate in Tamil Nadu. Government Medical College Asaripallam has commenced in 2003-2004, with the strength of 100 students and now the college has



strength of 752 students. This district has one **Government Medical College**, one **Government Ayurvedic college**, one Private Medical College, 1 private Ayurvedic Medical College, 1 private Yoga and Naturopathy College, 3 Private Homeopathy Medical Colleges, 2 Private Siddha Medical Colleges, 1 Private Pharmacy College, one private Dental Medical College, 2 private physiotherapy College , 14 Private

Nursing Colleges, 11 private Nursing schools, One Constituent College, **One Government Arts & Science College**, 26 (12 aided and 14 Private) Arts & Science Colleges and One Deemed University. 29 Private Engineering Colleges, one Government Engineering College, 34 Educational Colleges and 18 Polytechnic Colleges, 281 Higher Secondary Schools, 205 High Schools, 194 Middle Schools, 413 Primary Schools and 136 Nursery and Primary Schools attributing nearly cent percent literacy in this district.

## TOURISM:

Kanniyakumari district has many tourist attraction spots, which can be classified as places of interest for religious (Pilgrim) tourism, historical tourism, manmade attractions, nature tourism such as water falls, bird watching and wild life sanctuaries, medical tourism, adventurous tourism and heritage tourism.

## THIRUVALLUVAR STATUE

**Thiruvalluvar** was the immortal poet of Tamil Nadu and has given Thirukkural to the world. The memorial statue of Thiruvalluvar is in nearby Vivekanantha rock in the sea of Kanniyakumari. The pedestal of the statue is of 38 feet height and the statue over it is 95 feet tall with a grand total of 133 feet for the entire sculpture. To help the tourists to worship the holy feet of Thiruvalluvar 140 steps are constructed inside the Mandapam. The pedestal with a height of 38 feet represents the 38 chapters in the Book of Aram in Thirukural and the statue of 95 feet on the pedestal represents the total chapters in Porul (70 chapters) and Inbam (25 Chapters). Thus the statue symbolically and artistically signifies that the theme of Porul and Inbam are based on Aram.



## VIVEKANANDA ROCK MEMORIAL

The Vivekananda Rock Memorial was built in the memory of India's one of the



greatest saint and leader **Swami Vivekananda**. It is the place where he had meditated. Swami Vivekananda had arrived Kanniyakumari in 1892 and had mediated on this rock for two days. This was few days before his departure to Chicago to attend World Religious Conference. It is said that at this place, Goddess Parvati had blessed Swamiji and this rock has great significance religiously as well. It is the place where

Goddess Kanyakumari had done her penance. The marks of Goddess's pious feet can be seen on the rock. Vivekananda Rock Memorial is a popular tourist monument in Kanniyakumarai built in 1970 in honour of Swami Vivekanandha. A meditation hall known as Dhyana mandabam is also attached to the memorial for visitors to meditate. The memorial consists of two main structures, the Vivekananda Mandapam and the Shripada Mandapam.

## KANNIYAKUMARI ECO PARK

It is located in nearby Kanniyakumari and it is an initiative taken by the department of Horticulture with a cause to "attract extra tourists, preserve a balance eco gadget and help researchers and students academically". This park is located at few kilometers away from the round about on the



National Highway NH-47. This enormous park covers a place of 15 acres, with numerous species of flowers and trees. The grand entrance takes you to the rock waterfalls, it further leads you through a small wooden bridge and from there Mother Nature takes you to taste her beauty in all corners.

## CHITHARAL JAIN MONUMENTS

Chitharal **Jain Monuments**, also known as Chitharal Malai Kovil is situated on the Thiruchanattu Hillocks at Chitharal Village in Kanniyakumari district. It is located about 64Kms from Thiruvananthapuram and 42Kms from Kanniyakumari. It



is famous for the **Rock-cut** temple. Hillock at Chitharal has a cave containing rock-cut sculptures of Thirthankaras and attendant deities carved inside and outside dating back to 9th Century. Jain influence in this region was due to Jain King **MahendraVarman I**(610-640). It was converted into Bagavathy Temple in the 13th Century

A.D. The temple is protected monument under Central Archeological Survey of India (ASI).

## PADMANABHAPURAM PALACE

The ancient historical town Padmanabhapuram is one of the three municipalities in the district is 55 Km from Trivandrum, about two km east of Thuckalay and 35 km from Kanniyakumari. This town is surrounded by a fort with an area of 187 acres. The palace with an area of seven acres is situated in the very centre on the Padmanabhapuram Fort, amidst hills, dales and rivers. The fort originally built with mud was dismantled and reconstructed with granite by Maharaja Marthanda Varma. The Palace is owned, controlled and maintained by the Government of the neighbouring State of Kerla.



## MATHOOR AQUEDUCT

Mathoor Hanging Trough is the tallest as well as the longest trough bridge in Asia, having a height of 115 feet and a length of one kilometre. The bridge had



constructed in 1966 and became a place of tourist importance. This is situated in Mathoor hamlet of Aruvikkarai revenue village in Thiruvattar taluk. It is located about 60 km from Kanniyakumari and about 60 km from Thiruvananthapuram city. The canal is being shouldered by 28 huge pillars. The trough has a height of seven feet

with a width of seven feet six inches. The bridge had been constructed at Mathoor across the Pahrili River (Parazhiyar) and the trough canal (Pattanamkal canal) on the bridge carries water for irrigation from one side of a Maniyaram hill to the other side of a Mayiladum hill (Koottuvapottrai).

## COLACHEL PILLAR

Colachel Pillar is a heritage structure located in Colachel Municipality in Kanniyakumari district. Colachel was an important Port city during Travancore Kingdom. Colachel was the location of the battle between the Travancore Kingdom and the Dutch East India Company Forces. Dutch Forces which landed at Colachel on July 1741 the reign of the Travancore King Sree Padmanabhadasa Maharajah Sree nizham Thirunal Veera Bala Marthanda Varma Kulasekhara Perumal. In the Battle of Colachel, Cap De Lannoy, the Dutch Naval Forces Commander, was captured. To commemorate this great victory of the Travancore Army over the Dutch at Colachel, the Travancore Government installed the Colachel



Pillar at the very spot where the Dutch had Capitulated to the Maharaja of Travancore. It was the first time in Indian History that an Asian Country defeated a European naval Force. The Colachel War Memorial/Victory Pillar is a Pillar of Valour and remembrance of the great Victory of Travancore Army over the Dutch Forces. The granite Pillar is Cylindrical in shape and 15 ft. in height excluding the Pedestal. The Pedestal is 10 ft. high and the whole structure is of 25 ft. It is located about 19Kms from Nagercoil, 40Kms from Kanniyakumari and 63Kms from Thriuvananthapuram.

## COLACHEL HARBOUR

Colachel is already a natural harbour with water that is about 20 metres deep. Colachel is 19 km away from Nagercoil. It is the major fishing harbour in the west



coast in this district. Chinnamuttom is the main fishing harbour in Kanniyakumari district. The fishing harbour was constructed and came into use on 21.09.2016. Fishermen from Chinnamuttom, Kanniyakumari and Arogyapuram on the east coast of Kanniyakumari district are mostly benefited.

## MUTTOM BEACH

Muttom beach is hidden gem of Kanniyakumari district. It is the only beach with so many rocks on the shore. The light house which is about 200m from the beach is 135 years old and still functioning. It is one of the oldest light houses in Tamil Nadu. The light house premises have a museum, a mini café, and play area for kids and benches around to sit and enjoy the view. It explains about the origin, and the equipment used in olden days to function the light house. The mini video hall in the museum has video of 8 minutes which is very informative.



## UDAYAGIRI FORT

It is located on the Thiruvananthapuram – Nagercoil National Highway at Puliyoorkurichi which is 14Kms from Nagercoil and 3Kms from Thuckalay Town. This was the most important military barracks of the **Travancore rulers**. The fort was rebuilt by **Maharaja Marthanda Varma** of Travancore in the 18<sup>th</sup> Century. Enclosing



an area of about 90 acres (36 ha), including an isolated 260 feet (79m), the fort contains an old foundry which was used for casting guns. The fort was built of massive Granite blocks around an isolated hillock. De Lannoy's body was buried within the fort and a chapel was built at his burial site. De Lannoy's tombstone lies within the walls of the ruined chapel. The inscriptions on his stone are both in **Tamil** and in **Latin**. His

wife and son were buried by his side. Recently, officials of the Department of Archaeology found a **tunnel** within the fort. Presently, the fort has been turned into a bio-diversity park by the Tamil Nadu forest department, with sites of historical importance, such as De Lannoy's tomb, remaining as protected archaeological sites under the Archaeological Department of India.

## VATTAKOTTAI FORT

A Coastal Fort, Vattakottai was built in 18<sup>th</sup> Century during the reign of Travancore Kingdom. It is one of the popular sightseeing places in Kanniyakumari. It was constructed for the purpose of Coastal defence. This Fort was the last seaside fort that was built by Travancore Kingdom. During the rule of Travancore King **Marthanda Varma** (1729-1758) this fort was built. The Fort has been declared as a protected site and come under the administration of Indian Archeological





Department. Contrary to the name, Vattakottai Fort which means Circular Fort; the shape of this fort is rectangular. The fort is surrounded by the majestic walls of 25-26 feet height. Vattakottai Fort, presenting an impressive Architecture within its strong walls has watch towers, weapon rooms. It was constructed by Granite blocks. The walls of the Fort were carved with motifs of Fish. The fish motif was extensively used by **Pandya** Kingdom. It is located at about 7Kms from Kanniyakumari.

### THIRPARAPPU WATERFALLS



Thirparappu is located about 55 kilometers away from Kanniyakumari. The Kodayar makes it's descend at Thirparappu and the water falls at this place is about 13km from Petchiparai dam. The river bed is rocky and about 300 feet in length. The water falls from a height of nearly 50 feet and the water flows for about seven months in a year. Thirparappu weir has been constructed for supplying water to the paddy fields. On either side of the river, on the left bank of the river in between the water falls and the weir, there is a Mahadevar temple dedicated to Siva enclosed by strong fortification.

### OLAKKAI WATER FALLS

Olakkai Water Falls is a natural Picturesque Waterfall situated near Azhagiyapandipuram village of Thovalai block. When the falls is viewed from the distance it resembles as pestle which in Tamil Language is called "Ulakkai". The pathway through the Reserve Forest leads tourists to this scenic waterfall. The falls is up in the middle of the forested hills (the hills of the Western Ghats) which are accessible only by foot from the base of the hills. Ollakai water falls comprises of two Waterfalls. The lower falls serves as a



beautiful picnic spot for the tourists. The other is a higher fall and that is located uphill. To reach Higher falls one needs to climb about 200 metres uphill from Lower falls. Visitors can neither enjoy by bathing in the Lower falls or trek further up to the Higher falls. It is located at about 20Kms from Nagercoil, 44Kms from Kanniyakumari and 82Kms from Thiruvananthapuram.

## PETCHIPARAI RESERVOIR

The Pechiparai Reservoir is one among the central attractions found in Kanniyakumari. It is located at about 45 km from Nagercoil; The Pechiparai Reservoir was constructed amid the rule of Maharaja Sri Moolam Thirunal 1885 –



1924, over the River Kodayar, in light of the model of Periyar Dam in Madurai. The storage region is around 425.1 meters in length and has a catchment region of 204.8sq.km. Pechiparai Reservoir is in the midst of the Western Ghats. There is a camp shed in favour of the reservoir which goes about as a resting place for guests. The water from

the reservoir is used for both irrigation of crops and for drinking purposes, which has led to conflict between farmers who want to use all the water for their crops, and local authorities, who don't have another place to draw drinking water from, for supply to the urban areas. The dam is surrounded by hills of the Western Ghats.

**DISTRICT PROFILE 2020-21**

## ❖ GEOGRAPHICAL POSITION

➤ North Latitude Between	:	8 <sup>o</sup> -03' to 8 <sup>o</sup> 35'
➤ East Longitude Between	:	77 <sup>o</sup> -15' to 77 <sup>o</sup> -36'

## ❖ AREA AND POPULATION (2011 census)

➤ Area (Sq. Km)	:	1672
➤ Population	:	1870374
• Male	:	926345
• Female	:	944029
• Rural	:	646441
• Urban	:	1223933
➤ Density	:	1119
➤ Literate	:	1548738
• Male	:	780541
• Female	:	768197
➤ Language Spoken in the District	:	Tamil and Malayalam
➤ Workers	:	679620
• Male	:	524629
• Female	:	154991
➤ Main Workers	:	552658
• Male	:	446895
• Female	:	105763
➤ Main Cultivators	:	12229
• Male	:	10619
• Female	:	1610
➤ Main Agricultural Laborers	:	51350
• Male	:	44394
• Female	:	6956
➤ Main Household Industry Worker	:	21078
• Male	:	8626
• Female	:	12452
➤ Main Other Workers	:	468001
• Male	:	383256
• Female	:	84745

➤ Marginal Workers	:	126962
• Male	:	77734
• Female	:	49228
➤ Marginal Cultivators	:	3381
• Male	:	2429
• Female	:	952
➤ Marginal Agricultural Laborers	:	21517
• Male	:	17001
• Female	:	4516
➤ Marginal Household Industry Workers	:	14711
• Male	:	3752
• Female	:	10959
➤ Marginal other Workers	:	87353
• Male	:	54552
• Female	:	32801
➤ Non Workers	:	1190754
• Male	:	401716
• Female	:	789038
❖ VITAL STATISTICS		
➤ Birth	:	23623
➤ Death	:	17710
➤ Infant Death	:	100
➤ Birth rate (per 1000 Population)	:	11.1
➤ Death rate (per 1000 Population)	:	4.3
➤ Infant Mortality Rate (per 100 Live Birth)	:	5.102
➤ No. of Deaths of Women due to problems related to child birth		
• At the time of delivery	:	-
• During Pregnancy	:	-
• After Child Birth (with in 42 days)	:	-
❖ TEMPERATURE (in Celsius)		
➤ Plains		
• Maximum	:	33.2
• Minimum	:	23.6
➤ Hill Station		
• Maximum	:	N.A
• Minimum	:	N.A

## ❖ RAIN FALL (in mm)

## ➤ Normal

- North East Monsoon : 476.3
- South West Monsoon : 490.6

## ➤ Actual

- North East Monsoon : 512.2
- South West Monsoon : 504.7

## ❖ AGRICULTURE (in .Hec.)

- Total Cultivate Area (Hec) : 79801

- Net Area Sown (Hec) : 73481

- Area Sown more than Once (Hec) : 6320

- Area and Production of Principal Crops :
 

	Area '000' (Hect.)	Production in '000' Tonnes
• Rice (Paddy)	9628	33034
• Millets and Other Cereals	Nil	Nil
• Pulses	329	247
• Sugarcane (interms of gur)	Nil	Nil
• Groundnut	10	34
• Gingelly	Nil	Nil
• Cotton	Nil	Nil

## ➤ Agricultural Land Holdings (2015-2016)

- Holdings (in Nos) : 448963
- Area (in Hec) : 81703.69
- Average size of Holdings (in Hec) : 0.18

## ➤ Food Crops

- Name of the important food crops : Paddy, Tapioca, Plantain
- Important Non Food Crops : Coconut, Rubber

## ❖ IRRIGATION

## ➤ Net Area Irrigated by (Hec)

- Government Canals : 7866
- Private Canals : Nil
- Tanks : 10258
- Tube wells : 2975
- Other wells (Dug Wells) : 3350
- Other Sources : Nil
- Total net area irrigated : 24449

➤ Gross area irrigated by (Hec)	:	30135
➤ Name of the Rivers	:	Pazhayar, Thamaraparani, Mullaiyar, Paraliyar
➤ Name of the lakes	:	Nil
❖ ANIMAL HUSBANDARY		
➤ Veterinary Institutions	:	Nil
• Veterinary Hospitals	:	2
• Veterinary Dispensaries	:	49
• Clinical Centers	:	Nil
• Polyclinic	:	1
• Sub Centers	:	15
• Rural Veterinary Dispensaries	:	Nil
• Mobile Unit	:	2
➤ Poultry Development		
• Chicks produced in Hatcheries	:	Nil
• Birds sold for breedings	:	Nil
• Brides sold for Table (for food in lakhs)	:	8.6
➤ Live stock and Poultry Population (20 <sup>th</sup> Livestock Census)		
• Cow	:	70371
• Buffaloes	:	1409
• Sheep	:	224
• Goat	:	108901
• Poultry	:	934575
• Pig	:	-
❖ DIARY DEVELOPMENT		
➤ Daires	:	1
➤ Milk Chilling plants	:	0
➤ No.of milk co-operative societies	:	53
➤ Milk Production	:	(Lakh Litres)
• Flush Season	:	0.44
• Lean Season	:	0.38
❖ FISHERIES		
➤ Length of coastal line (In Kms)	:	72 KM
➤ No. of coastal blocks	:	5
➤ No, of coastal centers (Landing)	:	3
➤ Marine Fish production (Tonne)	:	69686.64

➤	Inland Fish Production (Tonne)	:	5829.17
➤	No of Fishing co-operative societies	:	Nil
❖	FOREST		
➤	Forest area		(In Hec.)
•	Reserved forest	:	48193.105 Ha
•	Reserved land	:	4146.97 Ha
•	Unclassified forest	:	--
➤	Out turn of Forest produce		
•	Timber (Cum)	:	Nil
•	Pulp wood (MT)	:	Nil
•	Ply wood (MT)	:	Nil
•	Sandalwood	:	Nil
•	Rubber (MT)	:	Nil
•	Bamboo	:	Nil
•	Tea green leaves (Tonne)	:	Nil
•	Wattle bark	:	Nil
•	Cashew (Tonne)	:	Nil
➤	Others (Specify)	:	Nil
•	Poles (Teak)	:	Nil
•	Firewood	:	Nil
❖	ELECTRICITY		
➤	Generation of electricity (In M.U)		
•	Hydro	:	293.284MU
•	Wind mill (In Units)	:	134.2998MU
•	Thermal	:	Nil
•	Power purchased	:	Nil
•	Gas Turbine	:	Nil
➤	Consumption of electricity (In M.U) K Wh		
•	Agriculture	:	--
•	Industry	:	98.92 MU
•	Commercial & Ty.Sy.	:	145.60 MU
•	Domestic	:	795.07 MU
•	Public lighting & Water works	:	74.332 MU
•	Sales to licenses	:	--
•	Sales to other states	:	--
•	Miscellaneous	:	2.02 MU

## ➤ Rural electrification

- Number of pump sets energized : 76 Nos
  - Number of revenue villages Electrified : Nil
  - Number of Hamlets Electrified : Nil
- (Including Tribal)

❖ ENTERPRISES (Sixth Economics census)	Rural	Urban	Total
No. of Enterprises			
• With premises	: 6367	43823	50190
• Without premises	: 3790	9701	13491
• Inside House Hold	: 5729	26994	32723
		Total	96404

## ❖ INDUSTRIES

- No. of working factories (Registered) : 696
- No. of man days worked (In Lakhs) : 90.66
- No. of trade unions : 376
- No. of strikes : -
- No. of lockouts : Nil
- No. Factories & Large Scale Industries : 894
- Micro Scale Industries & Medium scale industries & Small scale industries : 10711
- Name of the important industry in the district
  1. Indian Rare Earths Limited, Manavalakurichy
  2. Co-operative spinning mills, Aralvaimozhi
  3. Nagammal spinning mill, Nagercoil
  4. Poabs Granites, Kaliyal.
  5. Sri Anusham Rubber Industries Private Limited, Vadasery
  6. New Ambadi Estates Private Limited, Kulasekharam
  7. Valli Steel Industries, Chenbagaramanputhooor
  8. Kumaran Filament Private Limited
  9. Brightway Gloves Private Limited, Sahaya Nagar, Vellamadam
  10. Annam Fishnet, Pillayarapuram.
- Name of the Industrial park : Nil



❖ KHADI & VILLAGE INDUSTRIES	PRODUCTION (Rs. In Lakhs)	SALES (Rs. In Lakhs)
➤ Khadi		
• Cotton	: 38.89	34.62
• Polyster	: 0	5.75
• Silk	: 0	52.46
• Yarn	: 10.64	0
➤ Village Industries	: 115.32	373.68
➤ Total	: 164.85	466.51
❖ MEDICAL & HEALTH (In Nos.)		
➤ Modern Medicine		
• Hospitals (Including T.B Hospital)	: 9	
• Dispensaries / ESI	: 8	
• Primary Health Centers (Rural + Urban)	: 47	
• Health Sub Centers	: 307	
• Other Medical Institution	: Nil	
• Beds in hospitals and dispensaries	: 2284	
• Total Number of Doctors	: 454	
• Total Number of Nurses	: 777	
➤ Indian Medicine		
• Hospitals	: 15	
• Dispensaries	: 5	
• Primary Health Centers	: 32	
• Beds in hospitals and dispensaries	: 46	
• Doctors	: 53	
• Nurses	: Nil	
❖ Homeopathy		
• Hospitals & PHC	: 5	
• Dispensaries	: -	
• Beds in hospitals and dispensaries	: Nil	
• Doctors	: 5	
• Nurses	: Nil	

## ❖ EDUCATION

➤ Universities	:	1		
➤ Arts & Science Colleges	:	27		
➤ Colleges for profession education (B.Ed)	:	34		
➤ Medicine				
• Allopathy	:	2		
• Indian Medicine	:	5		
• Homeopathy	:	3		
➤ Engineering	:	30		
➤ Agriculture	:	Nil		
➤ Veterinary	:	Nil		
➤ Law	:	Nil		
➤ Nursing School / Colleges	:	25		
➤ Colleges for special education (Polytechnic)	:	18		
➤ Nursery & primary schools	:	136		
➤ Primary schools	:	413		
➤ Middle schools	:	194		
➤ High schools	:	205		
➤ Higher secondary schools	:	281		
➤ Teacher training institute	:	6		
➤ ICDS	:			
➤ No. of fresh entries	Male		Female	Total
➤ L.K.G to V Std.	:24146		24749	48895
➤ No. of students passed at				
• High school (X std)	:-		-	25953
• Higher secondary school (XII std)	:-		-	23588
➤ No. of children never enrolled in school	: Nil		Nil	Nil

## ❖ TRANSPORT

## ➤ Road Length (In Kms)

• National Highways	:	78.60
• State Highways	:	233.592
• Major District Road	:	266.300
• Panchayat & Panchayat Union Road	:	1723.277
• District Road Others	:	740.648
• Town Panchayat Road	:	2836.337
• Others (Forest road)	:	105.824
• Railway Road	:	5.263

## ➤ Registered motor vehicles

• Commercial	:	26259
• Non commercial	:	627753

## ➤ Railway length (In Kms)

• Route length		
• Broad Gauge	:	73.km
• Meter Gauge	:	--
• Track length (In Kms)		
• Broad Gauge	:	73.km
• Meter Gauge	:	--

➤ No. of railway station : 10

➤ No. of sea ports : Nil

➤ No. of air ports : Nil

➤ Name of sea ports : Nil

➤ Name of air ports : Nil

➤ Name of export commodity : Cashew, Monazite,  
Flowers, Prawn,  
Banana,CoirNylon,  
Fishnet,Cloves,Cashew  
kernels.

➤ Name of import commodity : Raw cashew, Wood

➤ Meter Gauge : Nil

## ❖ COMMUNICATION

## ➤ Post &amp; Telegraph (In Nos.)

• Post offices doing postal business alone	:	267
• Post offices doing post & Telegraph business	:	Nil
• Telegraph offices	:	Nil

➤	Telephones		
•	No. of Telephones in use	:	30908
•	No. of public call offices (with ISD)	:	184
•	No. of public call offices without ISD	:	396
•	No. of Telephone Exchanges	:	44
❖	CO-OPERATION		
➤	Co-operative Agricultural Development Banks	:	5
➤	Co-operative Credit Society	:	3
➤	District Central Co-operative Banks(Incl. Branches)	:	1 (24 Branches)
➤	Urban Banks (Including branches)	:	1
➤	Primary Agricultural credit Societies	:	115
➤	Housing co-operative societies	:	-
➤	Employees co-operative Societies	:	40
➤	Milk Pro. Co-op societies	:	53
➤	Weavers co-operative societies	:	40
➤	Industrial co-operative societies	:	16
➤	Urban co-operative Credit Societies	:	3
➤	Primary co-operative stores (including students Co-Operative stores)	:	182
➤	Co-operative spinning mills	:	1
➤	Co-operative marketing societies	:	3
➤	Fishing co-operative societies	:	113
➤	Other co-operative societies( Labour Contract)	:	4
•	District co-operative Milk Union	:	1
•	Institute of co-operative Management	:	1
•	District Co-operative Union	:	1
•	Agro Engineering Co-operative Society	:	
•	Co-operative printing press	:	1
•	Co-operative training institute	:	1
•	Farmer's co-operative society	:	-
•	Non agricultural credit societies	:	1
•	Palmgur Manufacturers Co-operative societies	:	-
•	Social Welfare Co-operative societies	:	-
•	Co- operative Federation	:	-
❖	REGISTRATION		
➤	No. of registration offices	:	21
➤	Aggregated value of property transferred	:	1904.58 crores
➤	Total receipts	:	82777

## ❖ HOUSING

➤ No. of Tenements constructed by TN Housing Board	:	Nil
➤ Deputy registrar housing	:	Nil
➤ No. of Tenements constructed by Tamilnadu Slum Clearances Board	:	1818
➤ No. of Tenements constructed by Police Housing Board	:	Nil
➤ Deputy Registrar Housing – Rural	:	Nil
➤ Deputy Registrar Housing – Urban	:	Nil
➤ Samathuvapuram	:	Nil
➤ Total No. of Households	:	483539
• SC	:	29345
• ST	:	6281
• Others	:	447913
➤ No. of Households below Poverty Line	:	N.A

## ❖ SOCIAL WELFARE (In Nos.)

➤ Indra Gandhi National Old Age Pensioners	:	-
➤ Dr. Muthu Lakshmi Reddy Ammaiyar Ninaivu Intercaste Marriage Assistant Scheme	:	47
➤ Moovalur Ramamirtham Ammaiyar Ninaivu Thirumana Schemes	:	5328
➤ EVR Maniyamaiyar Ninaivu Marriage Assistance for The marriage of Daughters of poor widows	:	43
➤ Dr.Dharmampal Ammaiyar Widow re-marriage Assistance Scheme	:	--
➤ Chief Minister's Girl Child's protection Scheme	:	1608
➤ Annai Therasa Ninaivu Marriage Assistants for Orphan Girls	:	5
➤ Aid for Handicapped (2020-21)		
• Tricycle	:	5
• Wheel chair	:	6
• Artificial limb	:	Nil
• Hearing aid & solar rechargeable battery	:	Nil
• Caliper	:	Nil
• C.B Chair	:	Nil
• Goggles & folding stick	:	50
• Crutches	:	20
• Scholarship	:	Nil
• Sewing machine	:	75

• Subsidy for bank loan	:	20
• Motor cycle	:	Nil
• Assistant to DA to DA marriage	:	1
• Assistant to ortho marriage	:	4
• Assistant to Blind Marriage	:	1
• Smart cane	:	30
• Modular artificial limp (CMCHIS)	:	-
• Reader allowances for blind	:	-
• Petrol Sector	:	Nil
• Braille Watch	:	-
• Cash award	:	-
• CP Wheel Chair	:	7
• Magnifire	:	-
• Petrol, Scooter	:	-
• Maintanance Grants (old scheme)	:	5832
• Maintanance Grants (new pattern)	:	-
➤ Women welfare co-operative societies	:	02
➤ Training centres	:	02
➤ Mahalir Mandram I. Group & Member	:	Nil
➤ Women development centre (Self help groups)	:	8659
➤ Beneficiaries (Members	:	121226
➤ Uzhavar santhai	:	01
➤ Youth self help groups	:	311
➤ Members	:	5514

#### ❖ NUTRITIOUS MEALS PROGRAMME

Name of programme	Total beneficiaries
➤ Noon meal programme	
• Puratchi Thalavier MGR	: 61522
➤ Supplementary Nutrition Programme	
• Beneficiaries 6 months to 36 months children	: 49518
• Ante natal mothers	: 8952
• Post natal mothers	: 8681
• Old age pensioners programme	: 11

❖ REVENUE ADMINISTRATIVE DIVISIONS		
➤ Revenue divisions	:	02
➤ Revenue Taluks	:	06
➤ Revenue Firkas	:	18
➤ Revenue Villages	:	188
❖ LOCAL BODIES		
➤ Corporations	:	01
➤ Municipalities	:	03
➤ Panchayat Unions	:	09
➤ Town panchayats	:	55
➤ Village Panchayats	:	95
❖ COMMUNITY DEVELOPMENT		
➤ No. of block covered	:	09
➤ Population covered (Lakhs)	:	18.70
➤ Area covered (In Sq. Km)	:	1672
❖ POLICE & PRISONS		
➤ Police force		
• Local strength	:	2146
• Armed reserve strength	:	664
• Police stations including AWPS	:	38
• Police outposts	:	02
➤ Prisons		
• Central prisons	:	Nil
• Other prisons	:	03
❖ LEGISLATURE		
➤ Member of legislative assembly		
• Elected	:	06
• Nominated	:	Nil
➤ Member of Parliament (Lok sabha)	:	01
➤ Member of Parliament (Rajya sabha)	:	Nil

## ❖ CINEMA THEATRES

- Permanent
  - Air conditioned : 11
  - Non air conditioned : 6
  - Air cooled : Nil
- Open air theatre : Nil
- Semi permanent : Nil
- Touring : Nil

## ❖ BANKING &amp; INSURANCE

- Bank offices
  - Primary co-op banks : 115
  - Urban banks : 01
  - Co-operative primary agri rural development bank : 05
- Life insurance
  - Offices : 08
  - Policies issued : 31678

## ❖ NATURAL RESOURCES

- Name of the minerals found in the district
  - Major minerals : Illuminate, Monazite, Zircon, Rutile, Garnet, Silimanite
  - Minor Minerals : Granites, Rough Stone, Gravel and Earth

## ❖ GENERAL

- Name of the important pilgrim centres
  - Arulmigu Bhagavathiamman Temple, Kanniyakumari
  - Alankaramatha Holy Church, Kanniyakumari
  - Arulmigu Thanumalyar Temple, Suchindram
  - Arulmigu Nagaraja Temple, Nagercoil
  - St. Xavier Church, Kottar.
  - Peer Mohamed Oliyullah Mosque, Thuckalay
  - Velimalai Kumarakoil
  - Arulmigu Bhagavathiamman Temple, Mandaicaud



- Arulmigu Jain Kovil, Chitharal
- Arulmigu Athikesava Temple Thiruvattur
- Arulmigu Balamurugan Temple, Vellimalai
- Arulmigu Boothalingasmy Temple, Boothapandy
- Idaividda Sahayamatha Kovil, Sahayapuram
- Iyya Vaikundasami Kovil, Swamithoppu
- Arul migu Madhadevar Temple, Thirparappu
- Arul migu Mahadevar Kovil, Ponmanai
- Arulmigu Mahadevar Kovil, Pannipagam
- Arulmigu Mahadevar Kovil, Thichurichi
- Arulmigu Mahadevar Kovil, Thiruvidaicodu.
- Arulmigu Mahadevar Kovil, Melamcodu
- Arulmigu Mahadevar Kovil, Kalkulam
- Arulmigu Mahadevar Kovil, Thiruvithamcodu
- Arulmigu Mahadevar Kovil, Thirupannicodu
- Arulmigu Mahadevar Kovil, Thirunattalam
- Arulmigu Mahadevar Kovil, Munchirai
- Arulmigu Mahadevar Kovil, Thirunanthikarai
- Arulmigu Iyappasami Kovil, Vettuvenni
- Arulmigu Sivan Kovil, Kalliankadu
- Arulmigu Awayar Amman Kovil, Sathavillai, Thazhakudy
- Arulmigu Esakkiamman Thirukovil, Muppanthal
- Arulmigu Murugan Kovil, Thoivalai
- Arulmigu Pathreswari Amman Kovil, Koottalumudu
- Arulmigu Mathusoothanaperumal Kovil, Parakkai
- Muslim Mosque, Thiruvithamcode
- Arulmigu Thiruvalliarpathi Kovil, Thirupathisaram
- Mayamma Temple, Kanniyakumari
- Sankarachariar Temple, Kanniyakumari
- Gungantheeswarar Temple
- Murugan Koil, Marungoor
- Sri Venkatachalapathi Temple, Vivekanandapuram

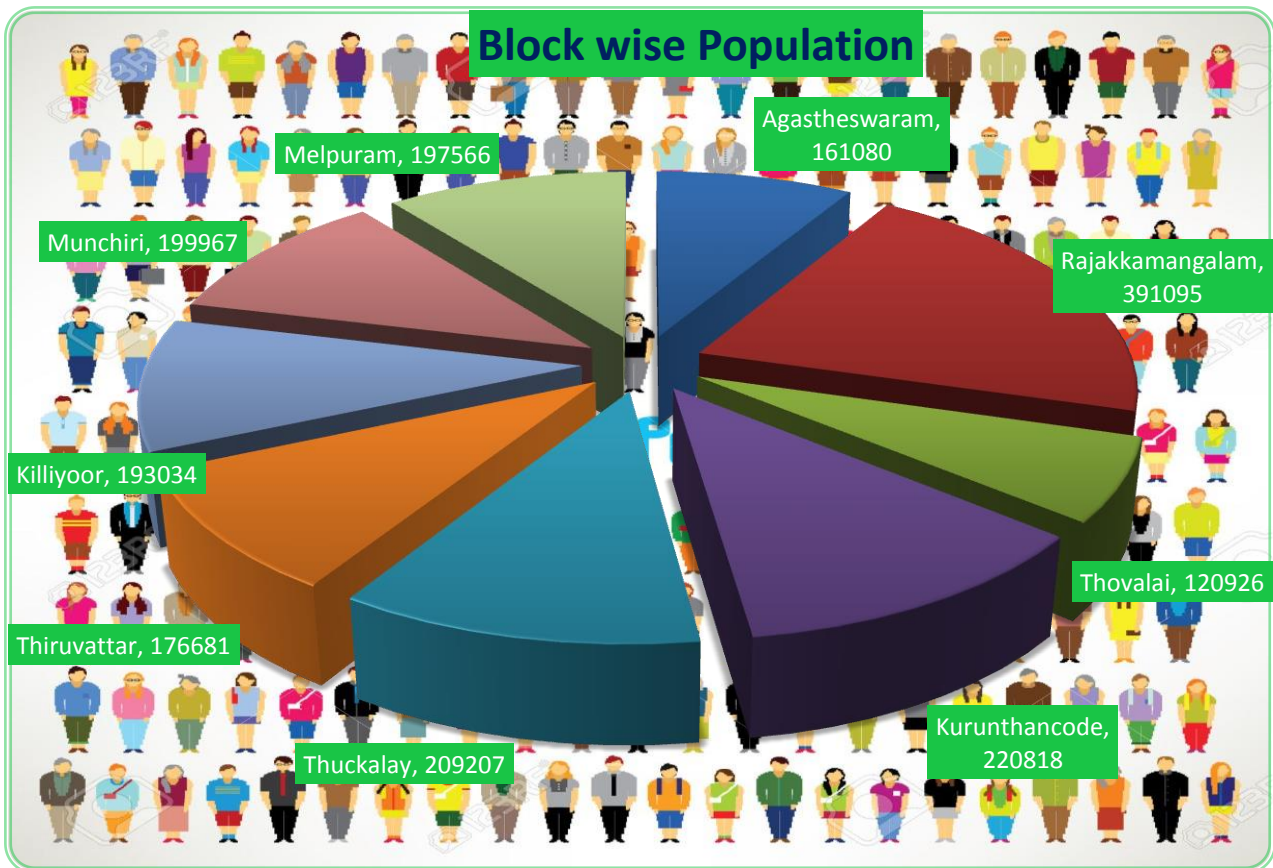
- Name of the important tourist centres
- Arul Migu Bhagavathiamman Temple Kanniyakumari
  - Sri Sathyasai Baba Kovi-Potrayadi
  - Vivekananda Memorial Rock
  - Thiruvalluvar Statue
  - Gandhi Memorial
  - Guganataswamy Temple
  - Vattakottai Fort and Beach
  - Nagaraja Temple
  - Suchindram Temple
  - Udayagiri fort
  - Muttam
  - Chitharal
  - Pechiparai Dam
  - Perunchani Dam
  - Mathoor Hanging Bridge
  - Padmanabhapuram Palace
  - Ulakkai Water Falls
  - Thengapattanam Beach
  - Thirparappu Water Falls
  - Thiruvattar Temple
  - Mondaikad Temple
  - Sothavilai Beach
  - Sanguthurai Beach
  - Kalikesam

**1. AREA AND POPULATION**  
**1.1a. KANNIYAKUMARI DISTRICT RURAL AND URBAN POPULATION**

2011 Census

Sl. No	Name of the District	Population						Total		
		Rural			Urban					
		Male	Female	Total	Male	Female	Total	Male	Female	Total
1	Kanniyakumari	321184	325257	646441	605161	618772	1223933	926345	944029	1870374

Source: Census of India -2011




**1.1b. AREA, POPULATION, LITERATES, SC, ST-SEX WISE BY BLOCKS AND MUNICIPALITIES**

Sl.No	Name of the Blocks/Municipalities	Area (Sq.km)	No. of House holds	Population			Literate		
				Persons	Male	Female	Persons	Male	Female
1	2	3	4	5	6	7	8	9	10
1	Agastheswaram	133.12	43002	161080	79923	81157	134270	67586	66684
2	Rajakkamangalam	120.16	43943	166246	82532	83714	139135	70189	68946
3	Thovalai	369.07	33151	120926	60056	60870	98890	50439	48451
4	Kurunthancode	106.85	50076	197591	98656	98935	163288	82698	80590
5	Thuckalay	130.33	48173	187865	93205	94660	157221	79156	78065
6	Thiruvattar	344.8	45697	176681	88037	88644	144969	73594	71375
7	Killiyoor	82.7	43682	171727	84824	86903	140658	70648	70010
8	Munchirai	72.01	48861	199967	99244	100723	160165	81051	79114
9	Melpuram	271.89	50684	197566	97106	100460	160846	81007	79839
10	Nagercoil Municipality	24.27	59997	224849	109938	114911	194361	96454	97907
11	Padmanabhapuram Municipality	6.47	5549	21342	10518	10824	17911	8967	8944
12	Colachel Municipality	5.18	5205	23227	11767	11460	18702	9534	9168
13	Kuzhithurai Municipality	5.15	5519	21307	10539	10768	18322	9218	9104
<b>TOTAL</b>		<b>1672</b>	<b>483539</b>	<b>1870374</b>	<b>926345</b>	<b>944029</b>	<b>1548738</b>	<b>780541</b>	<b>768197</b>

Source: Census of India 2011

## Literacy rate among Male & Female



Blocks & Municipalities

■ Male (%)

■ Female (%)

**1.1b. AREA, POPULATION, LITERATES, SC, ST- SEX WISE BY BLOCKS (Contd..)**

Sl.No	Name of the Blocks / Municipalities	Scheduled Caste			Scheduled Tribes		
		Persons	Male	Female	Persons	Male	Female
1	2	10	11	12	13	14	15
1	Agastheswaram	11981	5952	6029	459	228	231
2	Rajakkamangalam	9104	4506	4598	126	73	53
3	Thovalai	13413	6690	6723	389	198	191
4	Kurunthancode	7169	3605	3564	107	56	51
5	Thuckalay	5352	2663	2689	51	19	32
6	Thiruvattar	3126	1588	1538	2798	1361	1437
7	Killiyoor	2076	1015	1061	136	67	69
8	Munchirai	5248	2558	2690	142	75	67
9	Melpuram	4325	2139	2186	2688	1310	1378
10	Nagercoil Municipality	9427	4593	4834	381	165	216
11	Padmanabhapuram Municipality	2264	1117	1147	1	0	1
12	Colachel Municipality	455	236	219	0	0	0
13	Kuzhithurai Municipality	309	155	154	4	2	2
<b>TOTAL</b>		<b>74249</b>	<b>36817</b>	<b>37432</b>	<b>7282</b>	<b>3554</b>	<b>3728</b>

Source: Census of India 2011

**1.2. POPULATION BY BROAD INDUSTRIAL  
CATEGORIES OF WORKERS**

Sl.No	Industrial Category	District		Tamil Nadu	
		Persons	% to total population	Persons	% to total population
1	2	3	4	5	6
1.	<b>Main Workers</b>				
	a) Cultivators	12229	0.65	4248457	5.89
	b) Agricultural Labourers	51350	2.75	9606547	13.32
	c) Household Industry Manufacturing, Processing, Servicing And Repairs	21078	1.13	1364893	1.89
	d) Other Workers	468001	25.02	17664784	24.48
	<b>Total Main Workers</b>	<b>552658</b>	<b>29.55</b>	<b>27942181</b>	<b>38.73</b>
2.	Marginal Workers	126962	6.79	4942500	6.85
	<b>Total Workers(1+2)</b>	<b>679620</b>	<b>36.34</b>	<b>32884681</b>	<b>45.58</b>
3.	Non Workers	1190754	63.66	39262349	54.42
	<b>Total(3+4)</b>	<b>1870374</b>	<b>100</b>	<b>72147030</b>	<b>100.00</b>

Source: Census of India 2011

**1.3a. KANNIYAKUMARI DISTRICT RELIGION WISE POPULATION****2011 Census**

Religions	Persons in Kanniyakumari District	Persons in Tamil Nadu	Percentage (%)	
			In the District	Tamil Nadu
Hindus	909872	63188168	48.65	87.58
Muslims	78590	4229479	4.20	5.86
Christians	876299	4418331	46.85	6.12
Sikhs	160	14601	0.01	0.02
Buddhists	438	11186	0.02	0.02
Jains	156	89265	0.01	0.12
Other Religions	10	7414	0.00	0.01
Other Religions not stated	4849	188586	0.26	0.26
<b>Total</b>	<b>1870374</b>	<b>72147030</b>	<b>100.00</b>	<b>100.00</b>

Source : Census of India 2011



**1.3b. POPULATION BY RELIGION****(as per 2001 census)**

Sl.No	Religions	Persons in Kanniyakumari District	Persons in Tamil Nadu	Percentage (%)	
				In the District	Tamil Nadu
1	2	3	4	5	6
1	Hindus	859307	54985079	51.27	88.11
2	Muslims	70360	3470647	4.20	5.56
3	Christians	745406	3785060	44.47	6.07
4	Sikhs	31	9545	0.00	0.02
5	Buddhists	26	3265	0.00	0.01
6	Jains	77	83359	0.00	0.13
7	Other Religions	113	7525	0.01	0.01
8	Other Religions not stated	714	59344	0.04	0.10
<b>Total</b>		<b>1676034</b>	<b>62405679</b>	<b>100.00</b>	<b>100.00</b>

Source : Census of India 2001

**1.4a. POPULATION BY BROAD AGE GROUPS****(as per 2011 census)**

Sl.No	Age Groups	Persons in Districts (in '000')	Persons in Tamil Nadu (in '000')	Percentage to total in	
				District	Tamil Nadu
1	2	3	4	5	6
1	0-14	417820	17007503	22.34	23.57
2	15-29	147984	6253792	7.91	8.67
3	20-24	155169	6411543	8.3	8.89
4	25-29	166079	6663746	8.88	9.24
5	30-34	154029	5815560	8.24	8.06
6	35-39	146970	5836456	7.86	8.09
7	40-44	131835	5064209	7.05	7.02
8	45-49	123714	4713056	6.61	6.53
9	50-54	104277	3703460	5.57	5.13
10	55-59	94053	3101142	5.03	4.3
11	60-64	79031	2782608	4.23	3.86
12	65-69	58667	1868370	3.14	2.59
13	70-74	40898	1406529	2.19	1.95
14	75-79	24627	710241	1.32	0.98
15	80& Above	24346	742010	1.3	1.03
16	Age not stated	925	66805	0.05	0.09
<b>Total</b>		<b>1870374</b>	<b>72147030</b>	<b>100.00</b>	<b>100.00</b>

**1.4. POPULATION BY BROAD AGE GROUPS****(as per 2001 census)**

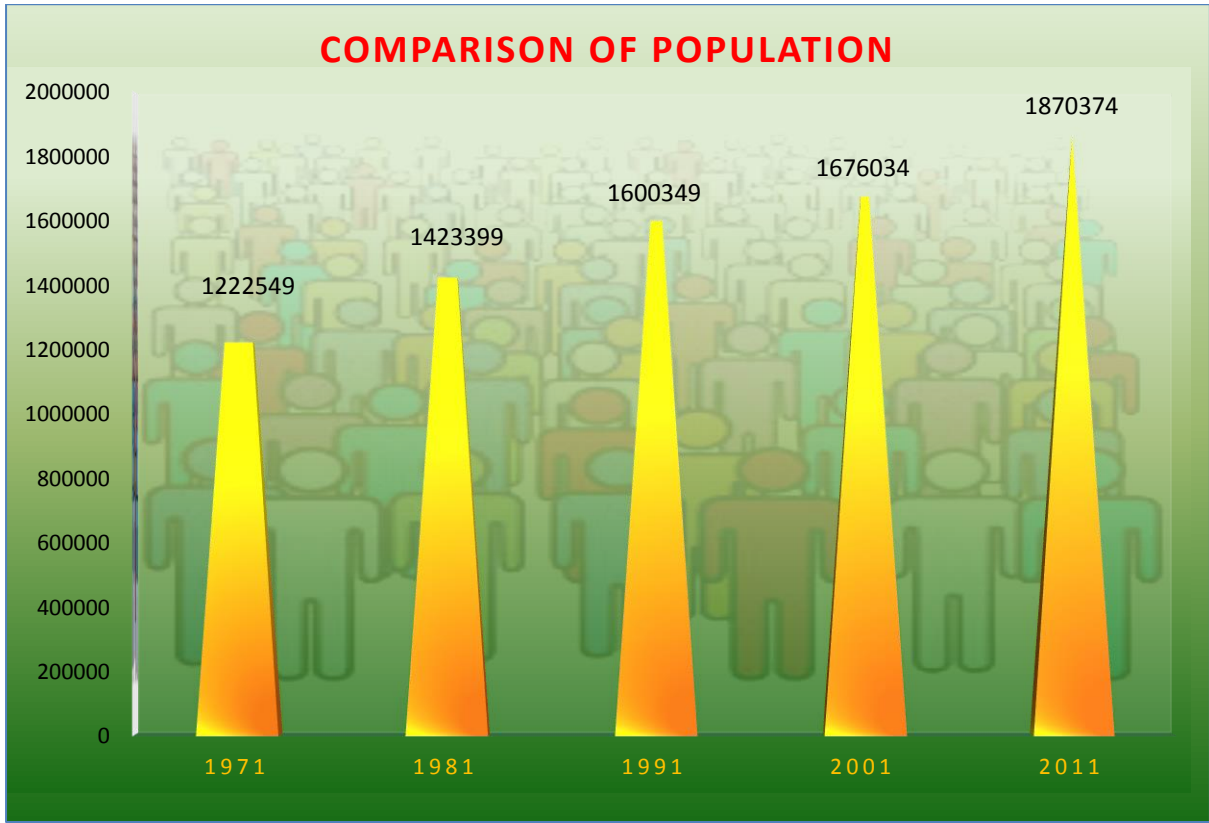
Sl.No	Age Groups	Persons in Districts (in '000')	Persons in Tamil Nadu (in '000')	Percentage to total in	
				District	Tamil Nadu
1	2	3	4	5	6
1	0-14	419	16826	25.00	26.96
2	15-29	174	6087	10.38	9.75
3	20-24	166	5917	9.90	9.48
4	25-29	154	5520	9.19	8.85
5	30-34	125	5038	7.46	8.07
6	35-39	123	4610	7.34	7.39
7	40-44	101	4054	6.03	6.50
8	45-49	102	3480	6.09	5.58
9	50-54	78	2889	4.65	4.63
10	55-59	67	2349	4.00	3.76
11	60-64	54	1940	3.22	3.11
12	65-69	43	1468	2.57	2.35
13	70-74	31	1130	1.85	1.81
14	75-79	19	686	1.13	1.10
15	80& Above	20	441	1.19	0.71
<b>Total</b>		<b>1676</b>	<b>624.06</b>	<b>100.00</b>	<b>100.00</b>

**1.5 POPULATION OF THE DISTRICT DECENNIAL GROWTH**

**Year: 2020-21**

<b>Period (Subject to the period of availability)</b>	<b>Region</b>	<b>Population</b>	<b>Percentage Variation Since previous Census</b>
1	2	3	4
1971	Total	1222549	-
	Rural	1018144	-
	Urban	204405	-
1981	Total	1423399	16.43
	Rural	1177867	15.69
	Urban	245532	20.12
1991	Total	1600349	12.43
	Rural	1330240	12.94
	Urban	270109	10
2001	Total	1676034	4.73
	Rural	582107	(-) 5.51
	Urban	1093927	304.99
2011	Total	1870374	11.59
	Rural	646441	11.05
	Urban	1223933	11.88

**Source: Census of India 2011**



1.5a. URBAN AND RURAL POPULATION										
Sl.No	Name of the Blocks/ Municipalities	Population						Total		
		Rural			Urban			Male	Female	Total
		Male	Female	Total	Male	Female	Total			
1	Agastheeswaram	21745	21887	43632	58178	59270	117448	79923	81157	161080
2	Rajakkamangalam	43734	44466	88200	38798	39248	78046	82532	83714	166246
3	Thovalai	30665	31100	61765	29391	29770	59161	60056	60870	120926
4	Kurunthencode	32902	32380	65282	65754	66555	132309	98656	98935	197591
5	Thuckalay	28468	28712	57180	64737	65948	130685	93205	94660	187865
6	Thiruvattar	35270	35564	70834	52767	53080	105847	88037	88644	176681
7	Killiyoor	28135	28402	56537	56689	58501	115190	84824	86903	171727
8	Munchirai	62997	64019	127016	36247	36704	72951	99244	100723	199967
9	Melpuram	37268	38727	75995	59838	61733	121671	97106	100460	197566
10	Nagercoil Municipality				109938	114911	224849	109938	114911	224849
11	Padmanabhapuram Municipality				10518	10824	21342	10518	10824	21342
12	Colachel Municipality				11767	11460	23227	11767	11460	23227
13	Kuzhithurai Municipality				10539	10768	21307	10539	10768	21307
<b>Total</b>		<b>321184</b>	<b>325257</b>	<b>646441</b>	<b>605161</b>	<b>618772</b>	<b>1223933</b>	<b>926345</b>	<b>944029</b>	<b>1870374</b>

Source:Census of India 2011

**1.5b. ENUMERATED POPULATION 2020**

Year :2020-21

Sl. No	Name of the Blocks / Municipalities / Corporation	Enumerated Population 2020		
		Male	Female	Total
1	Agastheeswaram	88430	89419	177849
2	Rajakkamangalam	70605	68791	139396
3	Thovalai	63486	64358	127844
4	Kurunthencode	107152	103890	211042
5	Thuckalay	98306	96944	195250
6	Thiruvattar	90893	90446	181339
7	Killiyoor	91618	90041	181659
8	Munchirai	102473	101587	204060
9	Melpuram	102482	105683	208165
10	Nagercoil Corporation	160102	157995	318097
11	Padmanabhapuram Municipality	10745	10454	21199
12	Colachel Municipality	12945	13696	26641
13	Kuzhithurai Municipality	10565	10799	21364
<b>Total</b>		1009802	1004103	2013905

Source: 1. Deputy Director of Health, Nagercoil 2. Vital Events Recorded by VHN's 2020

**1.5c. POPULATION PROJECTION (2011-2021) DISTRICT AND TAMIL NADU**

Year	2011	2012	2013	2014	2015	2016	2017	2018	2019	2020	2021
District	1870374	1882269	1893623	1905348	1914426	1923625	1932920	1941911	1952162	1962657	1972461
Tamil Nadu	72147030	72826019	73489516	74051410	74590631	75099113	75596809	76038177	76470070	76937489	77358128

Source: Department of Economics and Statistics, Chennai.

**1.6 SALIENT FEATURES OF 2011 CENSUS**

**BLOCK AND MUNICIPALITY WISE**

Year: 2020-21

Sl.No	Name of the Block/Municipality	Density per Sq.km	Females per 1000 males	Increase in population since 2001 (%)	Literacy rate among		S.C.population (%)	S.T.population (%)
					Male (%)	Female (%)		
1	2	3	4	5	6	7	8	9
1	Agastheeswaram	1210	1015	10.39	94.40	91.19	7.44	0.28
2	Rajakkamangalam	1383	1014	19.11	94.44	90.98	5.48	0.07
3	Thovalai	328	1014	9.22	93.01	87.59	11.09	0.32
4	Kurunthancode	1849	1003	19.70	93.34	90.41	3.63	0.05
5	Thuckalay	1441	1016	12.32	94.30	90.93	2.85	0.03
6	Thiruvattar	512	1007	9.32	92.40	88.50	1.77	1.58
7	Killiyoor	2077	1025	9.81	93.19	89.34	1.21	0.08
8	Munchirai	2777	1015	12.83	91.48	87.40	2.62	0.07
9	Melpuram	727	1035	10.04	92.58	87.59	2.19	1.36
10	Nagercoil Municipality	9264	1045	8.01	96.63	93.43	4.19	0.17
11	Padmanabhapuram Municipality	3299	1029	6.31	95.05	91.38	10.61	0.00
12	Colachel Municipality	4484	974	-2.35	91.62	90.24	1.96	0.00
13	Kuzhithurai Municipality	4137	1022	3.92	95.85	92.32	1.45	0.02
<b>Total</b>		<b>1119</b>	<b>1019</b>	<b>11.60</b>	<b>93.65</b>	<b>89.899</b>	<b>3.96</b>	<b>0.39</b>

Source:Census of India 2011



**2.CLIMATE AND RAINFALL****2.1 TEMPERATURE & HUMIDITY****Year:2020-21**

Months	Mean Maximum		Mean Minimum		Humidity			
	Normal	Actual	Normal	Actual	0830 Hrs IST		1730 Hrs IST	
					Normal	Actual	Normal	Actual
1	2	3	4	5	6	7	8	9
<b>June 2020</b>	30.6	31.9	24.7	25.3	81	81	79	79
<b>July 2020</b>	30.4	32.1	24.3	25.1	81	80	79	79
<b>Aug.2020</b>	30.5	30.7	24.2	24.5	79	81	79	82
<b>Sep.2020</b>	30.6	30.0	24.4	23.8	77	85	80	84
<b>Oct.2020</b>	30.5	32.2	24.4	25.3	78	79	80	84
<b>Nov.2020</b>	30.3	31.8	24.2	24.5	77	77	75	76
<b>Dec.2020</b>	30.5	31.3	23.9	24.1	71	77	68	70
<b>Jan.2021</b>	31.1	30.6	23.6	23.6	69	79	66	73
<b>Feb.2021</b>	31.8	32.9	24.0	24.0	68	68	68	65
<b>Mar.2021</b>	32.4	33.2	25.3	25.1	69	71	70	68
<b>Apr.2021</b>	32.8	32.9	26.3	25.5	73	69	74	71
<b>May.2021</b>	32.4	32.4	26.3	25.2	76	80	77	79

Source: Deputy Director General of Metrology, Chennai.

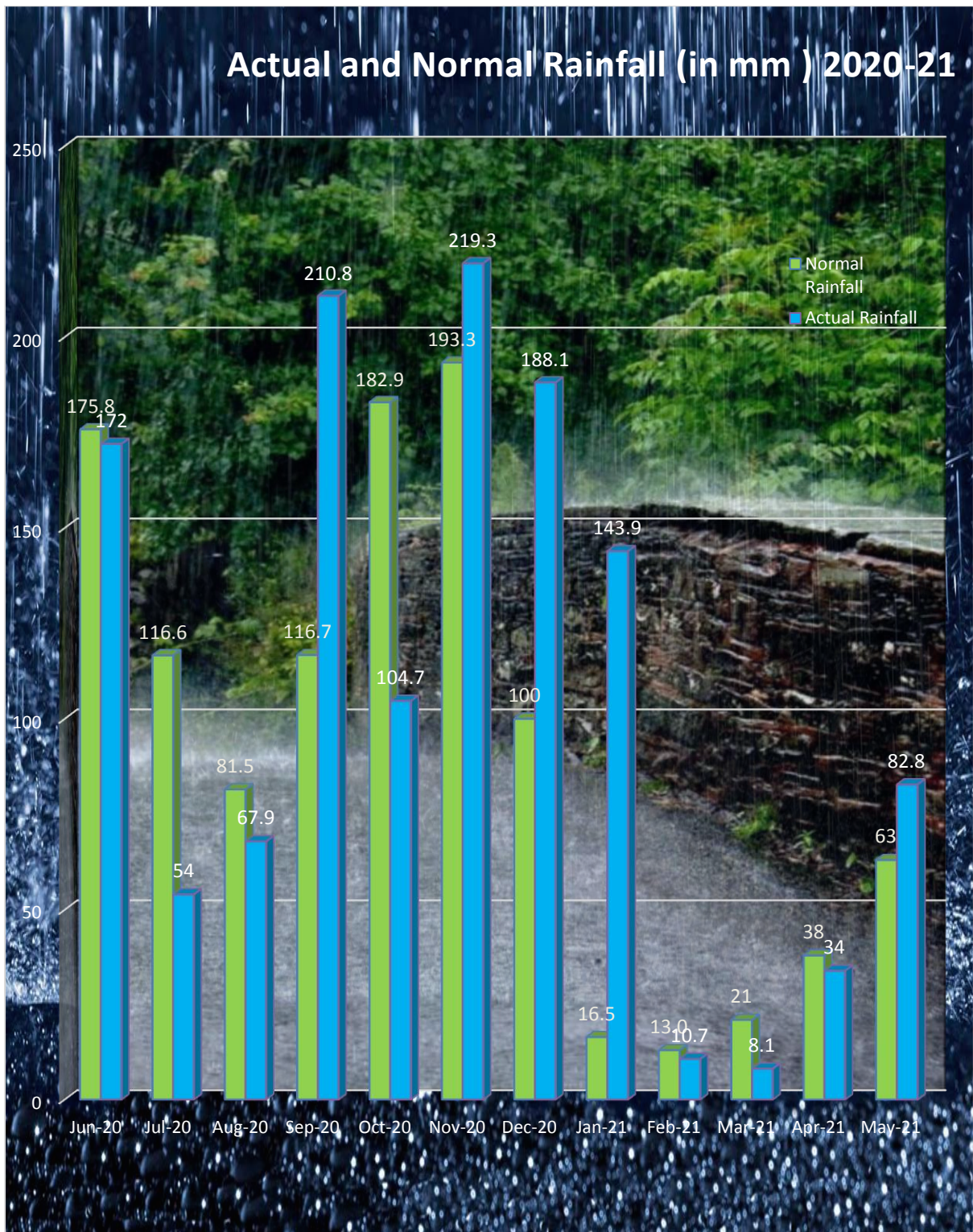
Climatological Section, RMC Chennai (Normal is based on the data from 1981-2010)

**2.2 SEASON WISE RAINFALL**

Year: 2020-2021

<b>District:kanniyakumari</b>	<b>(in mm)</b>			
	<b>Actual</b>	<b>Normal</b>	<b>Deviation</b>	<b>% VARIATION</b>
<b>SOUTH WEST MONSOON</b>				
Jun-20	172	175.8	-3.8	-2.2
Jul-20	54.0	116.6	-62.6	-53.7
Aug-20	67.9	81.5	-13.6	16.7
Sep-20	210.8	116.7	94.10	80.6
Total	504.7	490.6	14.1	2.9
<b>NORTH EAST MONSOON</b>				
Oct-20	104.7	182.9	-78.2	-42.7
Nov-20	219.3	193.3	26	13.5
Dec-20	188.1	100.0	88.1	88.1
Total	512.2	476.3	35.9	7.5
<b>WINTER SEASON</b>				
Jan-21	143.9	16.5	127.4	771.2
Feb-21	10.7	13.0	-2.3	-17.7
Total	154.6	29.5	125.1	424.1
<b>HOT SEASON</b>				
Mar-21	8.1	21	-12.9	-61.4
Apr-21	34.0	38.0	-4.0	-10.5
May-21	82.8	63.0	19.8	31.4
<b>Total</b>	<b>124.9</b>	<b>122.0</b>	<b>2.9</b>	<b>2.4</b>
<b>GRAND TOTAL</b>	<b>1232.8</b>	<b>973.2</b>	<b>259.6</b>	<b>26.7</b>

Source : Department of Economics and Statistics, Chennai


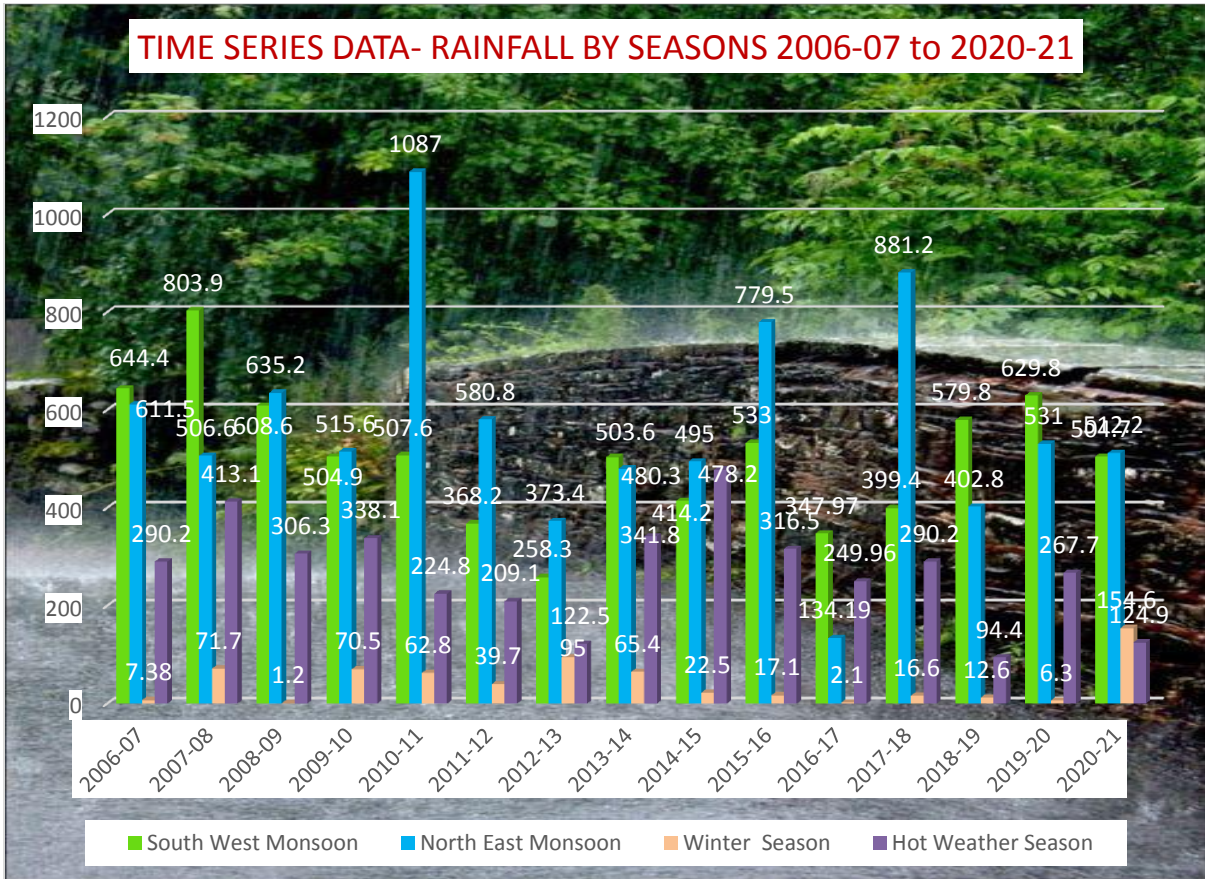


**2.3 TIME SERIES DATA OF RAINFALL BY SEASONS**  
**(LAST 14 YEARS)**

Year: 2020-21

Year	SWMS				NEMS				WINTER				HOTWEATHER				ANNUAL RAINFALL			
	Normal	Actual	Deviation	%Variation	Normal	Actual	Deviation	%Variation	Normal	Actual	Deviation	%Variation	Normal	Actual	Deviation	%Variation	Normal	Actual	Deviation	%Variation
2007-08	327.8	803.9	476.1	145	427.4	506.6	79.2	79	33.4	71.7	38.3	115	217.4	413.1	195.7	90	1006.0	1795.3	789.3	78
2008-09	327.8	608.6	280.8	86	427.4	635.2	207.8	49	33.4	1.2	32.2	96	217.4	306.3	88.9	41	1006.0	1551.3	545.3	54
2009-10	327.8	504.9	177.1	54	427.4	515.6	88.2	21	33.4	70.5	37.1	111	217.4	338.1	120.7	56	1006.0	1429.4	423.4	42
-2010-11	327.8	507.6	179.8	55	427.4	1087	659.6	154	33.4	62.8	29.4	88	217.4	224.8	7.4	3	1006.0	1882.2	876.2	87
2011-12	327.8	368.2	40.4	12	427.4	580.8	153.4	36	33.4	39.7	6.3	19	217.4	209.1	8.3	4	1006.0	1197.8	191.8	19
2012-13	477.4	258.3	219.1	46	496.4	373.4	123	25	40.4	95	54.6	136	288.3	122.5	165.8	58	1302.5	849.2	453.3	35
2013-14	477.4	503.6	26.2	5	496.4	480.3	16.1	3	40.4	65.4	25	62	288.3	341.8	53.5	19	1302.5	1391.1	88.6	7
2014-15	477.4	414.2	63.2	13	496.4	495.0	1.4	0	40.4	22.5	17.9	44	288.3	478.2	189.9	66	1302.5	1409.9	107.4	8
2015-16	477.4	533.0	55.6	12	496.4	779.5	283.1	57	40.4	17.1	23.3	58	288.3	316.5	28.2	10	1302.5	1646.1	343.6	26
2016-17	477.4	347.9	129.5	27	49	134.2	362.2	73	40.4	2.1	38.3	95	288.3	249.9	38.4	133	1302.5	734.2	569.3	44
2017-18	477.4	399.4	-78	-16.34	496.4	881.2	384.8	77.52	40.4	16.6	-23.8	-58.91	288.3	290.2	1.9	0.66	1302.5	1587.4	284.9	21.87
2018-19	477.4	579.8	102.4	21.45	496.4	402.8	-93.6	-18.86	40.4	12.6	-27.8	-69.81	288.3	94.4	-193.9	-67.26	1302.5	1089.6	-212.9	-16.35
2019-20	490.6	629.8	139.2	28.4	523.9	531	7.1	1.4	39.3	6.3	-33.0	-84.0	273.4	267.7	-5.7	-2.1	1327.2	1434.8	107.6	8.1
2020-21	490.6	504.7	14.1	2.9	476.3	512.2	35.9	7.5	29.5	154.6	125.1	424.1	122.0	124.9	2.9	2.4	973.2	1232.8	259.6	26.7

Source : Department of Economics and Statistics, Chennai-6



**2.4 MONTHLY RAINFALL****Year:2020-21**

<b>Month</b>	<b>Actual</b>	<b>Normal</b>	<b>% Deviation</b>
June 2020	172	175.8	-2.2
July 2020	54.0	116.6	-53.7
August 2020	67.9	81.5	16.7
September 2020	210.8	116.7	80.6
October 2020	104.7	182.9	-42.7
November 2020	219.3	193.3	13.5
December 2020	188.1	100.0	88.1
January 2021	143.9	16.5	771.2
February 2021	10.7	13.0	-17.7
March 2021	8.1	21	-61.4
April 2021	34.0	38.0	-10.5
May 2021	82.8	63.0	31.4
<b>Total</b>	1232.8	973.2	26.7

Source : Department of Economics and Statistics, Chennai-6

**3. AGRICULTURE**  
**3.1. SOIL CLASSIFICATION**

Year: 2020-21

<b><u>AGASTHEESWARAM</u></b>		
Sl. No.	Type of soil	Places in District
1	2	3
1	Typic Udipoammenta	Kanniyakumari, Agastheeswaram, Thamaraiikulam, Dharmapuram, Azhagappapuram, Kottaram, Mathusoothanapuram
2	Typic Hapludalfs	Kanniyakumari, Thamaraiikulam, Kulasekarapuram, Marungoor, Theroor, Eraviputhoor, Suchindram, Parakkai, Thengamputhur, Vadaseri, Kottaram, Azhagappapuram
3	Typic Underthents	Kanniyakumari, Agastheeswaram, Kottaram
4	Fluventic Dystropepts	Thamaraiikulam, Kulasekarapuram, Theroor, Eraviputhoor, Suchindram, Parakkai, Thengamputhoor, Dharmapuram, Nagercoil, Neendakarai. B, Madusothanapuram
5	Typic Dyssttropepts	Marungoor, Azhappapuram, Kottaram, Vembanoor
6	Udic Rdo dalfs	Dharmapuram, Vadasery, Neendakarai. A, Neendakarai. B, Madusuthanapuram
7	Udic Hapludalfs	Dharmapuram, Neendakarai. A, Neendakarai. B
8	Aquic Hapludalfs	Vadiveeswaram, Nagercoil, Vembanoor

**KALKULAM**

Sl. No	Type Of Soil	Places in District
1	2	3
1	TypicDystropets	Kappiarai, Valvachagostam, Thuckalay, Kalkulam, Kothanallur, Aloor, Eraniel, Thalakulam, Kadiyapattanam, Manavalakurichi, Colachel Town, Colachel, Thiruvithamcode, Velimali, Villukuri, Kuruthancode, Lakshmipuram, Padmanabhapuram Town.
2	AquicHapludalfo	Kappiarai, Valvachagostam, Thuckalay, Kalkulam, Kothanallor, Alloor, Eraniel, Thalakulam, Kadiapattinam, Manavalakuichi, Colachel Town, Colachel, Thiruvithamcode, Kurunthancode, Lakshmipuram, Padmanabhapuram Town.
3	UdicEhodudalfo	Kadiyapattinam, Manavalakurichi, Colachel Town, Colachel, Lakshmipuram.
4	UdicHapludalfe	Thuckalay, Aloor, Kadiyapattinam, Velimalai, Kurunthancode.
5	Lithic Udorthents	Kadiyapattinam, Manavalakurichi, Colachel Town, Colachel.
6	FluventicDystripepte	Lakshmipuram
7	TypicUdipsaments	Colachel Town, Colachel, Lakshmipuram

**THIRUVATTAR**

Sl. No	Type Of Soil	Places in District
1	2	3
1	TypicDystropets	Attoor, Mecomde, Aruvikarai, Thiruvattar, Ponmanai, Viyanoor, Thumpacodu, Churulacode.
2	AquicHapludalfo	Thirparappu, Churulocode.
3	UdicEhodudalfo	Attor, Mecomde, Thiruvattar, Thirparappu, Ponmani, Viyanoor, Churulacode.
4	UdicHapludalfe	Attoor, Thiruvattar, Ponmanai, Thumpacodu.
5	Lithic Udorthents	Mecomde.



<b><u>THOVALAI</u></b>		
Sl.No	Type Of Soil	Places in District
1	2	3
1	Typic Dyatipspts	Thovalai, Chembagramanputhooor, Thirupathisaram, Thazhakudy, Annanthapuram, Aralvaimozhi
2	Fluvantic Dystropepts	Thovalai, Chenbagaramanputhooor, Thirupathisaram, Thazhakudi, Azhagiapandipuram, Annanthapuram
3	Typic Hapludalfs	Thovalai, Chenbagaramanputhur, Thirupathisaram, Thazhakudi, Boothapandy, Esanthymangalam, Chiramadam, Derisanamcopu, Arumanalloor, Erachakulam, Aralvaimozhi
4	Lithic Ustorthents	Chenbagaramanputhooor, Boothapandy, Eesaanthimangalam, Chiramadam, Derisanamcopu, Azhagiapandipuram, Erachakulam
5	Paralithic Ustorthents	Esanthimangalam, Cheramadam, Derisanamcopu, Azhagiapandipuram, Erachakulam
6	Hills and forest	Chiramadam
7	Hills	Arumanalloor, Erachakulam
8	Udic Hapludalfs	Thovalai, Derisanamcopu, Arumanalloor, Aralvaimozhi
9	Typic Ustropets	Aralvoimozhi

<b><u>VILAVANCODE</u></b>		
<b>Sl.No</b>	<b>Type Of Soil</b>	<b>Places in District</b>
1	2	3
1	TypicDystropepts	Pacode, Vilavancode, Edaicode, Arumanai, Kaliyal, Palugal, Nattalam, Anducode, Vellamcode, Mancode,
2	Udihapludalfs	Nattalam, Vellamcode.
3	ParlithicUderthents	Vilavancode, Arumanai, Anducode.
4	AuicHapludalfs	Pacode, Vilavancode, Palugal, Edaicode,Arumanai, Anducode, Vellamcode,Mancode.
5	Udichepludalfs	Vellamcode.
6	Lithic Udorthents	Vilavancode, Arumanai, Kaliyal, Anducode, Vellamcode, Mancode.
7	ParalithicDystropepts	Pacode, Palugal, Edaicode, Kaliyal, Anducode, Moncode,
8	Typic	Arumanai, Vellamcode, Mangodu, Kaliyal
9	MallicDyestopents	Arumanai, Mangodu,Kaliyal

Source : Hand Book of Tamilnadu

<b><u>KILLIYOOR</u></b>		
<b>Sl.No</b>	<b>Type Of Soil</b>	<b>Places in District</b>
1	2	3
1	TypicDystropepts	Kollamcode, Ezhudesam,Painkulam,Arudesam,Methukummal, Kunnathoor, Nalloor, Keezhmidalam,Midalam, Keezhkulam, Killiyoor, Kulapuram,Palloor.
2	Udihapludalfs	Kollecode, Ezhudesam,Painkulam,Arudesam, Methukummal, Kunnathoor, Nalloor, Kezhmidalam, Killiyoor, Kulapuram.
3	ParlithicUderthents	Kollecode, Ezhudsam, Painkulam,Arudesam, Kulapuram.
4	AuicHapludalfs	Kollecode, Painkulam,Arudesam, Methukummal,Kunathoor, Nalloor, Midalam, Keezhkulam, Killiyoor,Kulapuram, Palloor
5	Udichepludalfs	Nalloor.
6	Lithic Udorthents	Nalloor.

Source : Hand Book of Tamilnadu

**3.2 LAND UTILISATION (Area in Hectares)**

Year: 2020-21

Sl. No.	Classification	Thovalai	Agasteeswaram	Rajakkamangalam	Kurunthancode	Thuckalay
1	2	3	4	5	6	7
1	Reserve Forest	20856	795		813	291
2	Barren and Uncultivable land	1658	535	464	135	709
3	Land put to Non-Agricultural uses	5669	4937	4644	2567	3309
4	Cultivable Waste	142	659	420	79	2
5	Permanent Pastures and Other Grazing Land	2	101			
6	Land Under Miscellaneous Tree Crops and Groves not included in Net Area Sown	105	27	71	79	13
7	Current Fallow	490	62	95	101	125
8	Other Fallow Land	453	376	290	124	54
9	Net Area Sown	7532	6690	7589	7305	9177
10	Total Geographical Area	36907	14182	13573	11203	13680
11	Gross Cropped Area	9804	8685	8528	7792	9529
12	Area sown more than once	2272	1995	939	487	353
13	<b>Gross Irrigated Area</b>	6663	6970	5036	3358	3067

Source : 'G' Return Fasli 1430 (2020-21)

## LAND UTILISATION

8. Other Fallow Land,  
2321, 1%

7. Current Fallow,  
1272, 1%

9. Net Area Sown,  
73482, 44%

6. Land Under  
Miscellaneous Tree  
Crops , 518, 0%

5. Permanent  
Pastures and Other  
Grazing Land, 103, 0%

3. Land put to Non-  
Agricultural uses,  
29643, 18%

4. Cultivable Waste,  
1704, 1%

2. Barren and  
Uncultivable uses,  
4002, 3%

1. Reserve Forest,  
54155, 32%



**3.2 LAND UTILISATION (Area in Hectares)****Year: 2020-21**

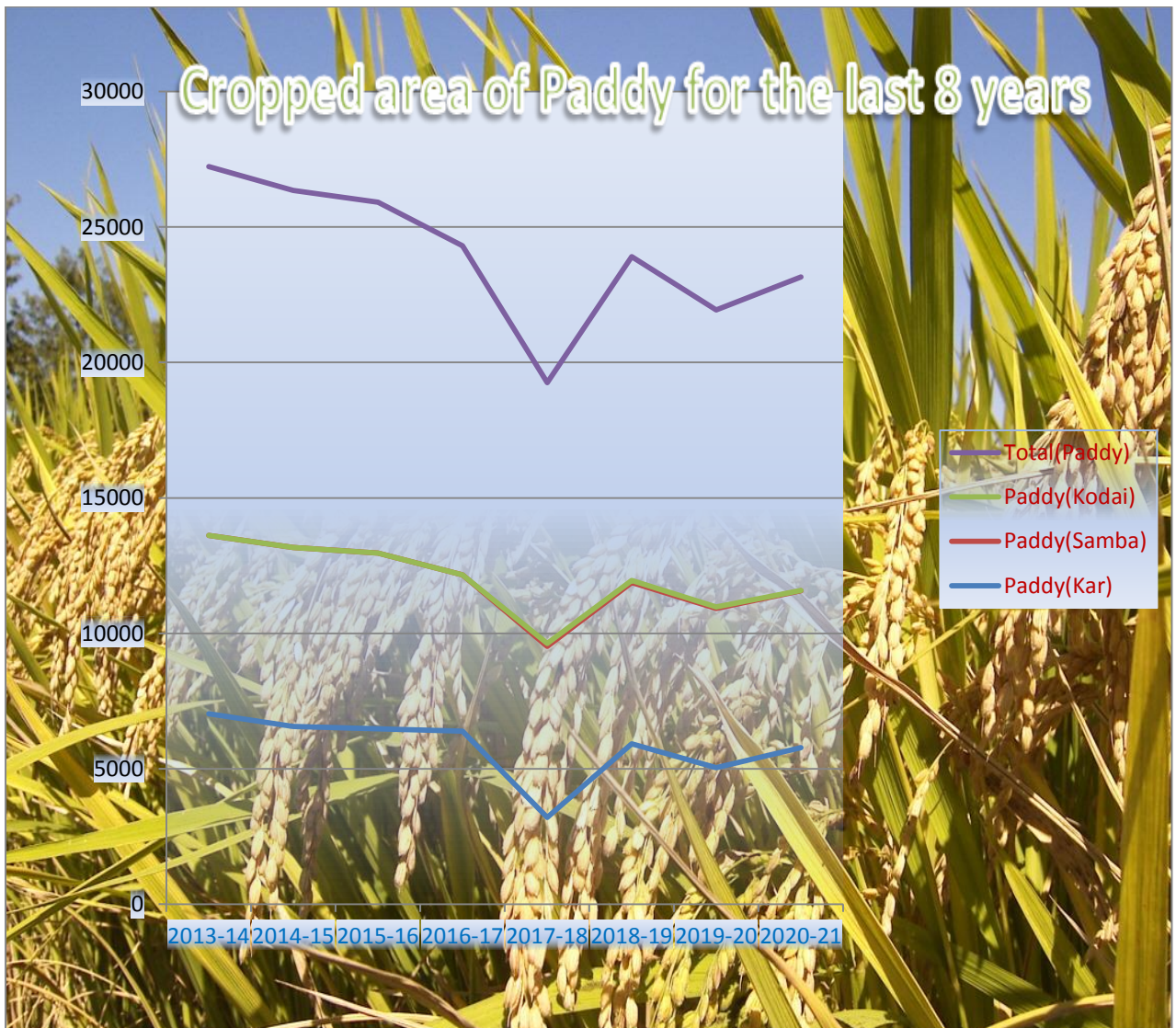
Sl.No	Classification	Thiruvattar	Munchirai	Melpuram	Killiyoor	District Total
1	2	3	4	5	6	7
1	Forest	19704		11696		54155
2	Barren and Uncultivable land	240	34	91	136	4002
3	Land put to Non-Agricultural uses	2096	1421	3260	1740	29643.
4	Cultivable Waste	26	12	365		1704
5	Permanent Pastures and Other Grazing Land					103
6	Land Under Miscellaneous Tree Crops	22	47	63	91	518
7	Current Fallow	1	143	13	242	1272
8	Other Fallow Land	14	397	65	548	2321
9	Net Area Sown	12377	5147	11636	6028	73482
10	Total Geographical Area	34480	7201	27189	8785	167200
11	Gross Cropped Area	12584	5170	11644	6064	79800
12	Area sown more than once	207	23	8	36	6320
13	<b>Gross Irrigated Area</b>	1489	800	1192	1561	30135

Source : 'G' Return Fasli 1430 (2020-21)

**Comparison of Cropped area of Paddy for the last 8 years.**

**Year:2020-21**

Sl.NO	Crop	2013-14	2014-15	2015-16	2016-17	2017-18	2018-19	2019-20	2020-21
1	Paddy(Kar)	7023	6564	6472	6382	3204	5925	5044	5779
2	Paddy(Samba)	6596	6610	6485	5774	6310	5953	5877	5795
	Paddy(Kodai)					114	77	49	3
3	<b>Total(Paddy)</b>	13619	13175	12957	12156	9628	11955	10970	11577



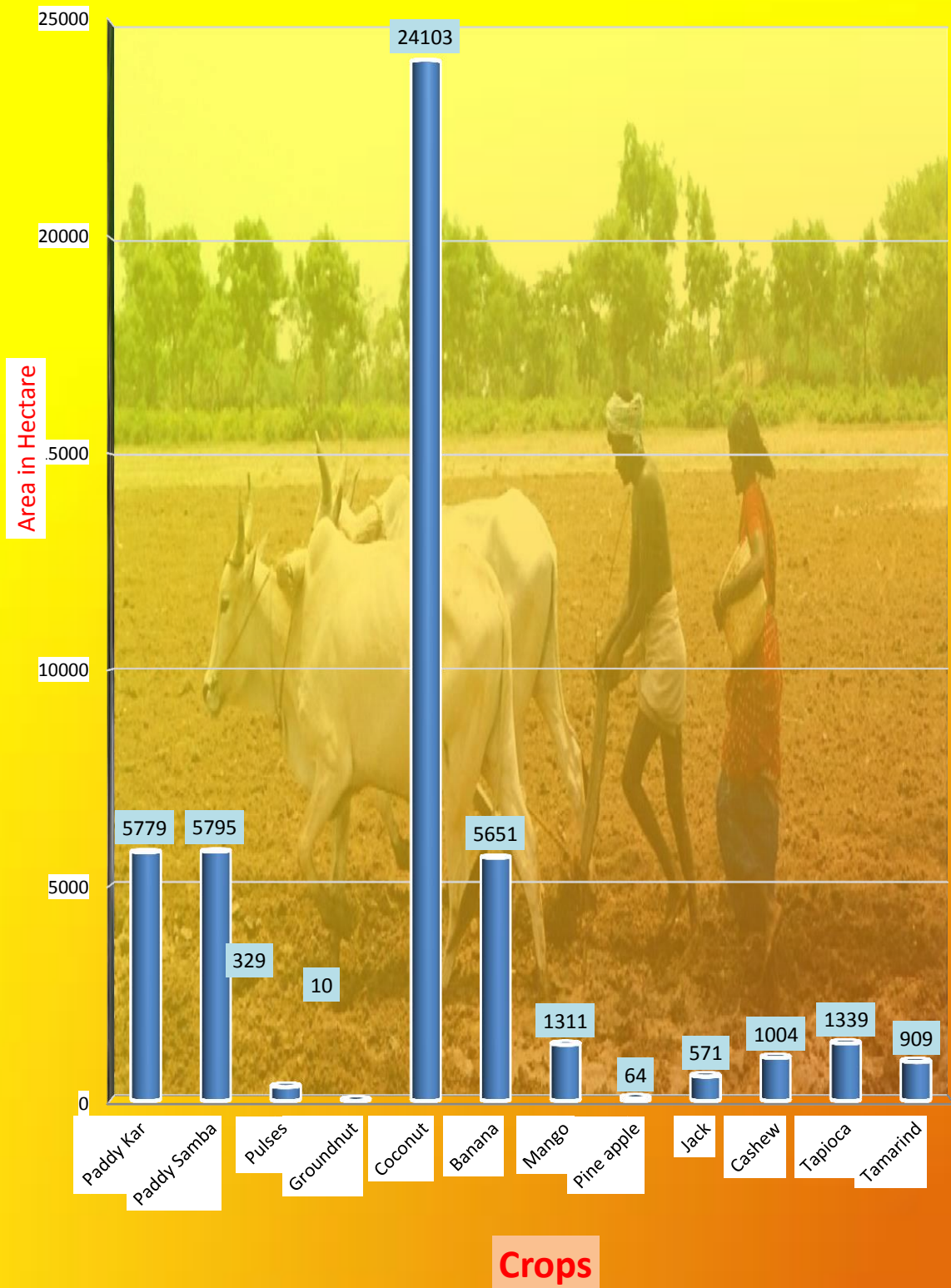
**3.3. AREA AND PRODUCTION OF CROPS**

Year: 2020-21

Sl.No.	Crops	Area (Hec)	Production in Tonnes	Average yield Rate Kg./hec.
1	2	3	4	5
<b>A.FOOD GRAINS:Cereals&amp; Millets</b>				
	a) Paddy Kar	5779	26533	4591
	Paddy Samba	5795	22207	3832
	Paddy Kodai	3	12	4000
	Total	11577	48752	
	b) Pulses Blackgram	287	198	691
<b>B.OIL SEEDS</b>				
2	Groundnut	17	36	2142
	Coconut	24693	2316(in lakh nuts)	9381(nuts/Ha)
<b>C.FRUIITS &amp; VEGETABLES</b>				
	Banana	5063	127537	25189
	Mango	1201	4649	3869
	Jack	567	8505	15020
	Cashew	846	254	300
	Tapioca	1438	61151	42547
	Tamarind	907	2793	3079
	Pine apple	188	13436	71560
<b>SPICES</b>				
	Cloves	778	755	970
	Pepper	319	70	S219
	Arecanut	276	183(cured nuts)	663(cured nuts)

Source: Season and Crop Report of Tamilnadu (2020-21)

## Area under principal crops





**3.4. AGRICULTURAL IMPLEMENTS AND MACHINERY**

Year: 2020-21

Sl.No.	ITEM	Year 2004 (In number)
1	2	3
1	<b>MANUALLY OPERATED IMPLEMENTS</b>	
	a. Seed cum fertilizer drill	-
	b. Interculture equipment	11
	c. Rice planter	3
	d. Thresher	130
2	<b>ANIMAL OPERATED IMPLEMENTS</b>	
	a. Winnowing	23
	b. Wooden plough	878
	c. Steel plough	72
	d. Cultivator	26
	e. Disk Harrow	48
	f. Seed fertilizer drill	2
	g. Leveller	78
	h. Wet land puddler	86
	i. Sugarcane crush	1
	j. Cart	150
	k. Ghanis	56
3	<b>PLANT PROTECTION EQUIPMENTS SPRAYERS/ DUSTERS OPERATED BY</b>	
	a. Manual	75
	b. Power	24
	c. Tractor	-
	d. Manual	14
	e. Animal	-
4	<b>IRRIGATION EQUIPMENTS (Water lifting devices)</b>	
	a. Diesel Engine	87
	b. Electric pump	330
	c. Drip	6
	d. Sprinklet	4
5	<b>TRACTOR AND OTHER POWER OPERATED IMPLEMENTS</b>	
	a. Agricultural power tillers	7
	b. Agricultural tractors(wheeled)	85
	c. Crawler tractor	12
	d. Mould Board plough	12
	e. Cultivator	29
	f. Disc harrow	22
	g. Rotavator	-
	h. Seed fertilizer drill	1
	i. Planter	-
	j. Leveller	1
	k. Potato diggers	-
	l. Combined harvester tractor operated	2
	m. Combined harvester self propelled	-
	n. Trailers	24
o. Power operated paddy thresher	35	
p. Power operated wheat thresher	-	
q. Power operated Multi crops	-	

	r. Maize sheller	1
	s. Sugarcane crusher	-
	t. Reapers	1
	u. Rice planter	-
	<b>EQUIPMENTS FOR LIVESTOCK AND POULTRY</b>	
6	a. Incubators/ Breeders	2
	b. Milking machine	3
	c. Hay harvesting machine(Straw reaper)	10
	d. Hay harvesting machine(Forage harvester)	8
	e. Stationary baler	-
	f. Chaff cutter( Manually)	33
	g. Chaff cutter(Animal operated)	-
	h. Chaff cutter(Power operated)	-
7	<b>HORTICULTURE TOOLS</b>	
	a. Hand tools	14436
	b. Power operated tools	-

Source : 17<sup>th</sup> Quinquennial Livestock Census

### 3.5. NUMBER AND AREA OF OPERATIONAL LAND HOLDINGS

Year:2015-16

Size Class of Holdings (Hectares)	Number of Operational Holdings					Area operated(Hectares)				
	S.C.	S.T.	OTHERS	INSTITUTIONAL	TOTAL	S.C.	S.T.	OTHERS	INSTITUTIONAL	TOTAL
1	2	3	4	5	6	7	8	9	10	11
Below 0.5	2313	37	419708	3246	425304	282.744	3.54	48724.927	528.596	49539.807
0.5- 1.0	97	1	15494	421	16013	69.473	0.51	10555.351	285.625	10910.959
Marginal	2410	38	435202	3667	441317	352.217	4.05	59280.278	814.221	60450.766
1.0-2.0	48	0	4712	228	4988	65.343		6306.668	310.098	6682.109
Small	48	0	4712	228	4988	65.343		6306.668	310.098	6682.109
2.0 –3.0	3	0	1212	109	1324	7.335		2861.966	264.33	3133.631
3.0-4.0	0	0	444	43	487	0		1520.02	149.867	1669.887
Semi-Medium	3	0	1656	152	1811	7.335	0	4381.986	414.197	4803.518
4.0-5.0	2	0	236	26	264	8.82		1033.776	118.255	1160.851
5.0 –7.5	0	0	234	33	267	0		1371.087	203.445	1574.532
7.5-10.0	0	0	116	15	131	0		975.696	131.51	1107.206
Medium	2	0	586	74	662	8.82	0	3380.559	453.21	3842.589
10.0-20.0	0		100	15	115			1257.067	205.545	1462.612
20.0 and above	0		48	22	70			1690.813	2771.285	4462.098
Large	0		148	37	185	0	0	2947.88	2976.83	5924.71
<b>All Sizes</b>	2463	38	442304	4158	448963	433.715	4.05	76297.371	4968.556	81703.692

Source : Agricultural Census 2015-16

### 3.6.CONSUMPTION OF CHEMICAL FERTILISERS AND PESTICIDES

Year:2020-21

Fertilisers (in '000' Tonne)				Pesticides		Urea ('000' Tonne)
Nitrogeneous (N)	Phosphatic (P2 O5)	Pottassic (K2 O)	Total (NPK)	Dust (M.T)	Liquid (Lit.)	
1	2	3	4	5	6	7
8.805	4.630	3.509	16.944	27.986	9467	11.284

Source : Joint Director, Agriculture, Nagercoil

**3.7. REGULATED MARKETS****Year:2020-21**

Sl.No	Regulated Markets	No. of Sub Regulated Markets	Quantity arrivals ('in M.T.')(Product wise)		Receipts (Rs.in Lakhs) (Product wise)	
	1	2	3		4	
1	Regulated Market, Vadasery, 612 Trivandrum Road,Nagercoil	-	1.Coconut	1240.86	Coconut	2.29
2	Regulated Market,Rajakkamanglam Eathamozhi& Post	-	2. Cashewnut	567.15	Cashewnut	13.13
3	Regulated Market, Periyapalli Salai, ThingalNager, Neyyoor Post	-	3.Tamarind	13.5	Tamarind	0.07
4	Regulated Market, Marthandam, Gnaramvilai, Pacode Post	-	4.Tapioca	3.3.0	Tapioca	0.04
5	Regulated Market, Kaliakkavilai, Kozhivilai Junction, Kulapuram Post	-	5.Paddy	3434.2	Paddy	1.79
6	Regulated Market, Oothukuzhivilai, Kulasekharam& Post	-	11.Rubber	3574.04	Rubber	36.08
			12.Groundnut	0	Groundnut	0
	<b>Total</b>	-		<b>8829.75</b>		<b>53.4</b>

Source: Secretary (G), Kanniyakumari Market Committee, Nagercoil.

**3.8 CROP INSURANCE SCHEM**

Year : 2020-21

Sl.No	Notified Crops	No.of Farmers	Premium amount collected (in Lakhs)	No of Beneficiaries received 2019-20 compensation	Compensation amount sanctioned during 2019-20 (Rs.in Lakhs)
1	Paddy	3832	15.13	3309	247.43
2	Banana	223	311664	0	0
3	Tapioca	56	47100	0	0
4	Blackgram	0	0	0	0
<b>Total</b>		<b>4111</b>	<b>358779.13</b>	<b>3309</b>	<b>247.43</b>

Source: District Central Co-operative Bank Ltd., Kanniyakumari

**3.9 SERICULTURE**

Year :2020-21

Sl.No.	Name of the block	Area under Mulberry (in Acre)	Production of Cocoons (in Kg)	Value in Rupees
1	2	3	4	5
1	Agastheeswaram	26.00	15580	3427600
2	Rajakkamangalam	9.75	7845	1569000
3	Thiruvattar	7.50	6982	1396400
4	Kalkulam	7.00	6571	1314200
5	Thovalai	24.50	14185	2978850
<b>Total</b>		<b>74.75</b>	<b>51163</b>	<b>10686050</b>

Source : Assistant Director of Sericulture, Konam, Nagercoil

**4. IRRIGATION****4.1 SOURCES OF WATER SUPPLY –BLOCKWISE**

Year:2020-21

Sl. No	Name of the Block	Canals		Wells used for irrigation purpose only Dug open	Tube Wells	Wells used for Domestic Purpose only	Reservoirs	Tanks (Nos.)
		Number	Length (Kg)					
1	2	3	4	5	6	7	8	9
1	Thovalai	6	97	283	81	1384	1	272
2	Agasteeswaram	17	28	574	496	2014	0	134
3	Rajakamangalam	19	35	358	1177	3111	0	113
4	Kurunthancode	1	132	508	36	3282	0	592
5	Thuckalay	3	92	51	3	3493	0	329
6	Thiruvattar	3	35	21	0	2256	2	296
7	Melpuram	2	28	6	4	6327	2	323
8	Killiyoor	0	58	184	43	3156	0	361
9	Munchirai	2	35	90	32	3229	0	203
<b>Total</b>		53	540	2075	1872	28252	5	2623

Source : G Return Fasli 1430 (2020-21)

**4.2. ACTUAL AREA IRRIGATED BY SOURCE****(Area in Hectares)****Year:2020-21**

Source	Number	Area Irrigated	
		Net	Gross
1	2	3	4
<b><u>I. Surface Water:</u></b>			
1. Canals			
i. Government Canals	53	7866	9409
ii. Private Canals	-	-	-
2. Tanks			
i. Large	41	817	1202
ii. Small	2582	9441	13037
3. Flow Irrigation			
i. Major and Medium	-	-	-
ii. Minor	-	-	-
4. Lift Irrigation			
i. Major and Medium	-	-	-
ii. Minor	-	-	-
5. Ponds			
i. Lift Irrigation	-	-	-
ii. Minor	-	-	-
6. Other sources			
i. Lift Irrigation	-	-	-
ii. Flow Irrigation	-	-	-
<b><u>II. Ground Water</u></b>			
i. Public			
ii. Private Tube wells	1880	2975	3100
iii. Dug wells	1951	3350	3387
others	-	-	-
<b>Total</b>	-	24449	30135

Source : G Return Fasli 1430 ( 2020-21)

**4.3 AREA IRRIGATED BY CROPS**

Year:2020-21

Sl.No.	Crop	Area(in Hect.)	Irrigated Area
1	2	3	4
1	Paddy	11577	11577
	Other Cereals	1	-
2	Pulses	291	50
1	Spices and condiments		
	1. Arecanut	276	40
	2. Cardamom	21	-
	3. Chillies	-	-
	4. Ginger	2	-
	5. Pepper	319	13
	6. Nutmeg	90	-
	7. Cloves and Cinnamon	778	-
	8. Curry leaves	4	1
	9. Tamarind	907	-
4	Sugar Crops	-	-
5	Fruits and vegetables	9508	5455
6	Fibre Crops	-	-
7	Food oil crops		
	a)Ground nut	17	13
	b) Gingely	-	-
	c) Coconut	24693	10581
8	Non food oil crops		
	a) Neem	30	-
	b) Punnai	52	-
9	Medicinal crops		
	a) Coffee	65	-
	b) Tea	214	-
	c) Betal wine	8	5
	d) Cocoa	110	30
	e) Vanila	2	2
	f)Thulasi	5	4
	G)others	3	-
10	Manure crops	1272	1272-
11	Flowers	86	84
12	Grove varieties	207	16
13	Other varieties		
	a) Rubber	28529	2264
	b)Mulberry	4	3
	c) Elavan/ Ulagu	5	-
	d)Others	3	
	<b>TOTAL</b>	<b>79800</b>	<b>30135</b>

Source : G Return Fasli 1430 (2020-21 )



**4.4 DETAILS OF DAMS, TANKS, WELLS AND BORE WELLS**

**Year:2020-21**

Sl. No .	Name of the Block	Dams					Tanks			
		Catchment area	Water spread area	Height	Capacity (Million Cubic feet)	Length of canals	Water spread area	Capacity	Height	Length of canals
1	2	3	4	5	6	7	8	9	10	11
1	Peachipparai	207.2	141.17	48	4350	-	-	-	-	-
2	Perunchanni	160.2	48.65	77	2890	-	-	-	-	-
3	Chittar I	22.01	2.93	18	393	-	-	-	-	-
4	Chittar II	26.15	4.14	18	600	-	-	-	-	-
5	Poigai	7.37	78.03	42.7	104.85	-	-	-	-	-
6	Mampazhathurai yaru	-	-	54.12	44.54	-	-	-	-	-
7	Agastheeswaram Block	-	-	-	-	28	-	-	-	-
8	Rajakamangalam	-	-	-	-	35	-	-	-	-
9	Thovalai	-	-	-	-	97	-	-	-	-
10	Kurunthancode	-	-	-	-	132	-	-	-	-
11	Thuckalay	-	-	-	-	92	-	-	-	-
12	Thiruvattar	-	-	-	-	35	-	-	-	-
13	Munchirai	-	-	-	-	35	-	-	-	-
14	Killiyoor	-	-	-	-	58	-	-	-	-
15	Melpuram	-	-	-	-	28	-	-	-	-

Source : G Return Fasli 1430 (2020-21)

## 5. ANIMAL HUSBANDRY

### 5.1 Livestock Population

Year: 2020-21

Sl.No	Classification	Numbers
1	Cow	70371
2	Buffaloes	1409
3	Sheep	224
4	Goat	108901
5	Poultry	934575
6	Pig	1502
Total		1116982

Source : Joint Director, Animal Husbandry

### 5.2 VETERINARY INSTITUTIONS AND ANIMALS TREATED

Year: 2020-21

Sl.No	Name of the District	Veterinary Institutions				Sub-Centers	Other Units		Animal Treated	Castration Performed
		Poly-Clinic	Hospitals	Dispensaries Pet Clinic	Clinician Centers		Animal disease investigation unit	Mobile Unit		
1	Kanniyakumari	1	2	49	Nil	15	1	2	802777	1061

Source :Joint Director, Animal Husbandry

### 5.3. NUMBER OF VETERINARY HOSPITALS

Year:2020-21

SL.NO	Name of the District	Number of	
		Government Hospitals	Private Hospitals
1	Kanniyakumari	3	9

Source :Joint Director, Animal Husbandry

**5.4 DAIRY DEVELOPMENT**

Year:2020-21

Name of the District	Name and address of milk societies	Item	Quantity of milk Supplied per day	Value of milk Supplied (In Rs.) lakhs
(1)	(2)	(3)	(4)	(5)
Kanniyakumari	Y.152.Mylady	General	925	27750
	Y.153 Kulasekarapuram	General	90	2700
	TYD.93 Agastheeswaram	General	1500	45000
	3960. Aralvaimozhi	General	3900	117000
	Y.39 Navalkadu	General	85	2550
	TYD.337 Arumanallur	General	270	8100
	VRD 277. Peyode	General	350	10500
	Y.207. Peruvalam	General	100	3000
	VRD 431 Pallivilai	General	730	21900
	TYD 226 South Thamaraiikulam	General	3050	91500
	TYD 308 Suchindram	General	720	21600
	3268 Marungoor	General	550	16500
	Y. 155 Thovalai	General	750	22500
	Y. 34 Derisanamcope	General	1173	35190
	Y. 168 Erachakulam	General	320	9600
	Y. 278 Arasarkonam	General	1250	37500
	VRD 77. Periyasamy Pandiyan MPSC	General	1400	42000
	Y. 56 Azhagappapuram	General	350	10500
	KYD 2 Lekshmipuram MPCS	General	100	3000
	KYD 37. Ayyavaikundar Women MPCS	Women	120	3600
	Y. 22Vellamadam MPCS	General	860	25800
	TYD 190. Thiruppathisaram MPCS	General	80	2400
Y.81 Thazhakudi MPCS	General	720	21600	
Kanniyakumari	VRD 446. Monikettipotal MPCS	General	5012	150360
	Y.102 .Perunselvavilai MPCS	General	1550	46500
	KYD. 89 Melakrishnapudur MPCS	General	100	3000
	Y9. North Thamaraiikulam MPCS	General	260	7800
	TYD. 59 Nallur MPCS	General	380	11400
	TYD 138. Andarkulam MPCS	General	125	3750
	KYD 23 Rajavoor Women MPCS	General	100	3000
	TYD 92. Kattupudur MPCS	General	100	3000
	KYD. 14 Rathinapuram Thidal MPCS	General	205	6150
	KYD1 Senbagaramanputhur, MPCS	General	400	12000
	Y, 154 Putheri, MPCS	General	80	2400
	VRD.480 South Soorangudi, MPCS	General	495	14850
	VRD 76 Puuthalam, MPCS	General	1000	30000
	Y249, Kattathurai, MPCS	General	650	19500
	Y 124. Mulagumoodu, MPCS	General	3450	103500
	TYD 87. Thiruvithancode, MPCS	General	1180	35400
	Y 36 Neyyoor Mekankarai, MPCS	General	450	13500
Y276 Manavalakurichi, MPCS	General	850	25500	

TYD 155 Karuparai, MPC	General	575	17250
VRD 81.St.Palavilai, MPC	General	350	10500
TYD 83 Kadayal, MPC	General	150	4500
TYD 160. Muzhucode MPC	General	20	600
KYD 80 Kuzhichal, MPC	General	80	2400
VRD 62 Kotturkonam, MPC	General	350	10500
VRD 118 Appicode, MPC	General	4850	145500
TYD 171 Karungal, MPC	General	120	3600
TYD 232 Thuckalay, MPC	General	360	10800
VRD 101 Attur Harizan, MPC	General	0	0
VRD 86 Palliyadi, MPC	General	35	1050
VRD 172 Kaliyakavilai, MPC	General	20	600
<b>Total</b>	<b>General</b>	<b>42690</b>	<b>1280700</b>

Source : DR, Dairy Development, Nagercoil

### **5.5 POULTRY DEVELOPMENT**

**Year : 2020-21**

SL.NO	Name of the place	Broiler(No's)	Layer(No's)
1	Kottaram	6500	5338
2	Nallur	2050	5788
3	Thenthamaraikulam	20000	6113
4	Azhagappapuram	70000	5675
5	Aralvaimozhi	86500	3025
6	Vellamadam	-	1775
7	Thovalai	-	1575
8	Thadikarankonam	-	3300
9	Azhagiyapandipuram	-	4300
10	Boothapandi	500	2913
11	Thazhakudi	20300	2725
12	Rajakkamangalam	10500	5475
13	Erumbukadu	22000	600
14	Perumselvavilai	-	1925
15	Parvathipuram	-	1450
16	Parakkai	26000	7975
17	Suchindram	1860	2538
18	Variyoor	450	2125
19	Soorankudi (North)	50300	2475
20	Myladi	-	6750
21	Moolachanvilai	23000	-
	<b>Total</b>	<b>339960</b>	<b>73840</b>

SL. NO.	Species	Poultry Production		No.of birds as on 31.3.2021
		Egg Production (in lakh nos)	Meat Production (in '000 tonnes)	
1	Broiler	351.981	3.912	982692

Source : JD, Animal Husbandry

### **5.6 FISHERIES DEVELOPMENT AND PRODUCTION (P)**

Year : 2020-21

Name and Address Of Fishing centers	Inland Fish Catch (Tonne)	Marine Fish Catch (Tonne)	Number of Fisherman engaged
Arockiapram to Neerodi (42 Centres)	NIL	69686.64	35556
All Reservoirs and Tanks	5829.17	Nil	19520

Source: Assistant Director of Fisheries, Kanniyakumari

**6. BANKING AND INSURANCE****6.1 Commercial Banks****Year:2020-21**

Item	Deposits (in Rs)	Advances (in Rs)	Credit Deposit Ratio (in %)
<b>Consolidated report of Banks in Kanniyakumari Dt including RRB and Co-op.Banks</b>	15627.81	16899.85	108.1

Source : Lead Bank, Indian Overseas Bank.

Sl.No	Name of the Bank	Deposit (in crores)	Advances (in Crores)	CRD (in %)
1	Bank of Baroda	216.72	276.43	127.6
2	Bank of India	42.61	38.26	89.8
3	Bank of Maharashtra	76.69	127.06	165.7
4	Canara Bank	2129.55	2758.15	129.5
5	Central Bank of India	436.71	279.23	63.9
6	Indian Bank	1711.13	1343.13	78.5
7	Indian Overseas Bank	2318.56	2840.13	122.5
8	Punjab National Bank	482.61	622.81	129.1
9	State Bank of India	3286.46	3163.56	96.3
10	UCO Bank	327.56	327.16	99.9
11	Union Bank of India	489.47	584.9	119.5
12	Axis Bank Ltd	418.07	254.64	60.9
13	Catholic Syrian Bank Ltd	118.67	177.89	149.9
14	City Union Bank Ltd	187.63	261.89	139.6
15	Dhanalakshmi Bank Ltd	90.23	173.26	192.0
16	Federal Bank	332.45	290.13	87.3
17	HDFC Bank Ltd	549.13	566.31	103.1
18	ICICI Bank Ltd	862.17	1086.31	126.0
19	Karnataka Bank Ltd	138.13	332.89	241.0
20	Karur Vysya Bank Ltd	203.87	237.23	116.4
21	Lakshmi Vilas Bank Ltd	124.08	238.14	191.9
22	South Indian Bank	173.32	123.13	71.0
23	Tamilnad Mercantile Bank Ltd	351.48	254.61	72.4
24	Tamilnadu Grama Bank	82.23	57.23	69.6
25	KDCC	287.26	218.79	76.2
26	Taico bank	84.23	73.78	87.6
27	TIIC	106.79	192.8	180.5
<b>Total</b>		<b>15627.81</b>	<b>16899.85</b>	<b>108.1</b>

Source : Lead Bank, Indian Overseas Bank

**6.2 INSURANCE SCHEME**

Year :2020-21

Name of the Insurance		No.of Branches	Policies Issued	Sum Assured (Crores)	No.of Beneficiaries	Amount paidas compensation (Lac)
(1)	(2)	(3)	(4)	(5)	(6)	(6)
LIC of India (Individual)	4	31659	894.55	1435	2229.03	
Satelite Offices	4					
LIC of India (15 Group)	NIL	19	40.90	15	43.00	
LIC of India Total	8	31678	935.45	1450	2272.03	
The Oriental Insurance (Nagercoil)	5	16577	150	60000(approx)	419.55	
PLI	80	6412	243.07	6412	-	
RPLI	267	21374	403.94	21374	-	
The New India Assurance Co-Ltd, Nagercoil	6	40587	56879	1961	940.85	
National Insurance	2	23663	2107	810	676	
United India Insurance	4	87272	563.29	1782	1532.31	
Bajaj Allianz	1	112	82.2	68	45.2	
TATA AIA Life Insurance Co-Ltd.,	1	210	19.2	230	19.91	
HDFC ERGO General Insurance Company	1	5951	88.60	1458	77.56	
SBI Life Insurance	Individual Policy	3	6724	586.76	59	4.73
	Group Policy	3	331	42.63	0	0

Source : Concerned Insurance Companies

**7.1 CO-OPERATIVE SOCIETIES**

Year: 2020-21

(in lakhs)

Sl. No	Type of Society	No.of Societies	Membership	Share Capital (in lakhs)	Working Capital (in lakhs)	Loan (Rs.in Lakhs)			No.Of Employees
						Advanced	Out standing	Overdue	
1	Primary Agri.Coop Credit Society	115	519699	3996.71	139542.21	125004.16	106122	3221.91	518
2	Student Co-operative Stores	170	11002	0.62	52.12				2
3	Employment Cooperative Credit Society	40	22158	5833.72	37667.72	13412.48	39018.94	350.89	65
4	Labour Contract Cooperative Society	4	3201	0.72	114.62				5
5	Central Coop.Bank	1(24 branches)	515	50457.28	123327.22	142696.8	85505.68	4622.96	159
6	Primary Coop Agri & Rural Dev.Bank	5	25938	171.54	1371.1	3757.22	2124.2	517.73	23
7	Coop. Urban Banks (Peoples Coop)	1	14150	63.75	2797.76	3194.86	1144.06	115.26	4
8	Urban Credit Societies	3	10011	462.41	3814.15	296141	4011.52	121.66	8
9	Primary Cooperative Stores	12	11094	3.75	96.45				35
10	Agri Producers Coop Marketing .Socs	3	19002	91.15	2722.31	1051.62	471.65	3.41	16
11	Coop.Training Institutions	1	195	1.53					1
12	District Coop. Union	1	672						1
13	Non Agricultural Credit Society – MPCS	1	655	6.58	55	-	49.66	4.65	1
14	Coop Printing Press	1	516	18.43	18.43				21
15	Coop Wholesale Store	1	770	13.01	18.22				2

Source : Joint Registrar of Co-operative Societies, Nagercoil.



**8. CIVIL SUPPLIES****8.1 Fair Price Shops**

Year: 2020-21

Sl.No.	Name of the District	No. of Shops									
		T.N.C.S.C Ltd.		Co-Operative		Women FPS/Others		others		Total	
		Full Time	Part Time	Full Time	Part Time	Full Time	Part Time	Full Time	Part Time	Full Time	Part Time
1	Kanniyakumari	102	37	447	120	23	0	37	10	609	167

**8.2 QUANTUM OF ESSENTIAL COMMODITIES DISTRIBUTED AND THEIR RETAIL PRICES**

Year:2020-21

Sl.No	Name of the Commodity	Issue Price per (Kg.)	Scale of Supply
1	2	3	4
1	Rice	Priceless Rice	1unit-12 kg per card 1 1/2 unit-14 kg 2unit-16 kg 2 1/2 unit-18 kg 3 to 4 unit-20 kg Above 4 unit-5 kg
2	Wheat	Priceless Wheat	District Head Quarters- 10 Kg /Card Other areas- 5 Kg/ Card
3	Sugar	Rs.13.50 for AAY Cards, Rs.25 for General	1 unit 500gms Maximum 2kgs per card (Additional 3Kgs for Sugar card holders)
4	Kerosene	Rs.14.00 / Litre	<u>1.Family card without Gas Cylinders</u> 10 Litres- District Head Quarters 6 Litres – Municipality 5 Litres – Town panchayat 3 Litres – Village Panchayat
			<u>2.Family Card with One Cylinder</u> 3 Litres per card
			<u>3.Family card with two Cylinder</u> Nil
5	Toor Dal	Rs.30/-	1 Kg per card
6	Palm Oil	Rs.25 / Litre	1 packet / card

Source: District Supply Office, Nagercoil.

**8.3 NO.OF RATION CARDS**

Year:2020-21

Sl.No	Details	No.of Ration Cards
1	2	3
1	Rice	492752
2	AAY	62592
3	Sugar option cards	2212
4	None cards	273
5	Police and Forest cards	1822
6	OAP	3001
7	ANP	61
<b>District Total</b>		<b>562713</b>

Source: District Supply Office, Nagercoil.

**8.4 QUANTITY SUPPLIED**

Year:2020-21

Sl.No	Items	Quantity Supplied (Allotment and supply)		Average per Months	
		3	4	5	6
1	Rice (Tonne)	104423.879	96984.952	8701.990	8082.079
2	Sugar (Tonne)	9388.800	9077.022	782.400	756.419
3	Toor Dal (Tonne)	6604.992	5635.548	550.416	469.629
4	Kerosene (Kilo Litre)	4081.131	4052.059	340.094	337.672
5	Wheat (Tonne)	8801.884	7686.531	733.490	640.544
6	Palm oil (Kilo Litre)	6272.392	5902.907	522.700	491.909

Source: District Supply Office, Nagercoil

**8.5 NO. OF L.P.G. CONNECTIONS**

Year:2020-21

Sl.No.	Name of the Agencies	No of Agencies	No.of L.P.G. Connections		
			Single	Double	Total
1	2	3	4	5	
1	Indane Gas	22	243849	139423	383272
2	Bharat Gas	8	65710	46903	112613
3	Hp Gas	4	41714	27532	69246
	<b>Total</b>	<b>34</b>	<b>351273</b>	<b>213858</b>	<b>565131</b>

Source: Concerned Gas Agencies.

**8.6 NO. OF PERSONS WAITING FOR L.P.G. CONNECTIONS**

Year:2020-21

Sl.No	Name of the Blocks/Municipalities	Government L.P.G. Connections		Private L.P.G. Connections	
		Single	Double	Single	Double
1	2	3	4	5	6
NIL					

Source: Concerned Gas Agencies.

## 9. COMMUNICATION

### 9.1 POST OFFICES DOING POSTAL BUSINESS ONLY

Year:2020-21

Sl.No	Name of the Blocks/Municipalities	Post Office doing Postal business Only(Nos.)
1	2	3
<b>Blocks</b>		
1	Agastheeswaram	33
2	Rajakkkamangalam	26
3	Kurunthancode	27
4	Thovalai	22
5	Killiyoor	25
6	Thuckalay	30
7	Melpuram	35
8	Munchirai	20
9	Thiruvattar	22
<b>Name of Corporation / Municipalities</b>		
10	Nagercoil	15
11	Colachel	2
12	Padmanabhapuram	4
13	Kuzhithurai	6
	<b>District Total</b>	<b>267</b>

Source : Senior Superintendent of Head Post Office, Nagercoil

**9.2 POST OFFICE DOING POST AND TELEGRAPHIC BUSINESS**

Year:2020-21

<b>Sl. No.</b>	<b>Name of the Blocks/Municipalities</b>	<b>Post Office doing postal &amp; Telegraphic Branches (Nos.)</b>
<b>1</b>	<b>2</b>	<b>3</b>
<b>Blocks</b>		
1	Agastheeswaram	-
2	Rajakkamangalam	-
3	Kurunthancode	-
4	Thovalai	-
5	Killiyoor	-
6	Thuckalay	-
7	Melpuram	-
8	Munchirai	-
9	Thiruvattar	-
<b>Name of Corporation / Municipalities</b>		
10	Nagercoil	-
11	Colachel	-
12	Padmanabhapuram	-
13	Kuzhithurai	-
<b>Total</b>		-

Source : Senior Superintendent, Head Post Office, Nagercoil

**9.3 TELEGRAPH OFFICE****Year:2020-21**

<b>Sl.No</b>	<b>Name of Corporation / Municipalities / Town Panchayat</b>	<b>No. of customer Service Centres</b>
<b>1</b>	<b>2</b>	<b>3</b>
1	Nagercoil Corporation	2
2	Padmanabhapuram Municipality	2
3	Colachel Municipality	2
4	Kuzhithurai Municipality	2
5	Town Panchayat	1
	<b>District Total</b>	<b>9</b>

Source : Senior Superintendent Head Post Office, Nagercoil.

**9.4 NO.OF TELEPHONE EXCHANGES, CAPACITY AND NO. IN USE****Year:2020-21**

<b>Sl.No.</b>	<b>Item</b>	<b>Numbers</b>
<b>1</b>	<b>2</b>	<b>3</b>
1	Number of Telephone Exchanges	44
2	Number of Equipped Capacity	67592
3	Number of Telephones in use	30908
4	Not in use numbers	36684

Source : Principal General Manager, BSNL Nagercoil.

**9.5. NUMBER OF PUBLIC CALL OFFICES ATTACHED TO EACH EXCHANGE**

Year:2020-21

Sl.No	Name of the Exchange	No.of Public call Exchange		
		With ISD/STD	Without ISD/STD	Total
1	Aralvaimozhy	3	9	12
2	Aloor	4	5	9
3	Arumani	1	3	4
4	Azhagappapuram	3	2	5
5	Bhoothapandi	2	7	9
6	Colachel	2	8	10
7	Cheruvallor	0	9	9
8	Eathamozhy	6	17	23
9	Eraviputhoor	0	3	3
10	Kollemcode	3	2	5
11	Keeriparai	1	0	1
12	Kattathurai	1	4	5
13	Karungal	5	8	13
14	Kaliyakkavilai	5	10	15
15	Kulasekaram	0	18	18
16	Kottar	2	8	10
17	Kadayalumoodu	0	3	3
18	Kuzhithurai	8	22	30
19	Lower kodayar	0	1	1
20	Manakkavilai	0	7	7
21	Moovattukonam	2	4	6
22	Marthandam	10	16	26
23	Muttom	9	14	23
24	Nagercoil cdot	10	47	57
25	Nagercoil DLC	1	1	2
26	Nagercoil ewsd	26	16	42
27	Nambali kollencode	2	11	13
28	Neyyoor	15	27	42
29	Old kanniyakumari	7	1	8
30	Pazhathottam Kanniyakumari	7	5	12
31	Painkulam	5	7	12
32	Pathukani	1	0	1
33	Ramapuram	2	5	7
34	Ramanputhoo	4	13	17
35	Sundavilai Karungal	1	4	5
36	Swamythoppu	2	5	7
37	Thadikkarakonam	3	2	5
38	Thuckalay	11	22	33
39	Thengamputhoor	2	6	8
40	Thengapattanam	2	2	4
41	Thiruvithancode	2	1	3
42	Thiruvattar	2	19	21
43	Villukury	2	1	3
44	Vadasery	10	21	31
<b>Total</b>		<b>184</b>	<b>396</b>	<b>580</b>

Source : Principal General Manager, BSNL Nagercoil.

**9.6 NUMBER OF PERSONS WAITING FOR  
PHONE CONNECTION**

**Year:2020-21**

<b>Sl.No</b>	<b>Name of the Exchange</b>	<b>No. of Persons waiting for phone connection</b>
1	Aralvaimozhy	0
2	Aloor	0
3	Arumani	0
4	Azhagappapuram	0
5	Bhoothapandi	0
6	Colachel	0
7	Cheruvallloor	0
8	Eathamozhy	0
9	Eraviputhoor	0
10	Kollemcode	0
11	Keeriparai	0
12	Kattathurai	0
13	Karungal	0
14	Kaliyakkavilai	0
15	Kulasekaram	0
16	Kottar	0
17	Kadayaalumoodu	0
18	Kuzhithurai	0
19	Lower kodayar	0
20	Manakkavilai	0
21	Moovattukonam	0
22	Marthandam	0
23	Muttom	0
24	Nagercoil cdot	0
25	Nagercoil DLC	0
26	Nagercoil ewsd	0
27	Nambali kollencode	0
28	Neyyoor	0
29	Old kanniyakumari	0
30	Pazhathottam Kanniyakumari	0
31	Painkulam	0
32	Pathukani	0
33	Ramapuram	0
34	Ramanputhoo	0
35	Sundavilai karingal	0
36	Swamythoppu	0
37	Thadikkarankonam	0
38	Thuckalay	0
39	Thengamputhoor	0
40	Thengapattanam	0
41	Thiruvithancode	0
42	Thiruvattar	0
43	Villukury	0
44	Vadasery	0
<b>Total</b>		<b>0</b>

Source : Principal General Manager, BSNL Nagercoil.



**10.ELECTRICITY****10.1 No. of Power Stations**

Year: 2020-21

Sl.No	Name of the Power Stations	Year of Operation	Installed Capacity (M.W.)	Generation (M.U.)	Station Consumption (M.U.)	Net unit sent out (M.U.)
1	2	3	4	5	6	7
1	HydroKodayar Power House-I	1970	60 MW	202.576	0.445080	202.130920
2	Hydro Kodayar Power house - II	1971	40 MW	90.708	0.265982	90.435431

Source : Superintendent Engineer, KK Electricity Distribution Circle, Parvathipuram.

**10.2 QUANTUM OF POWER PURCHASED**

Year: 2020-21

Power purchased sectors name	Power Purchased in M.U		
	Name of Circle		
	CEDC/ Central	CEDC/ North	CEDC/ West
H.T. Services	NIL		

Source : Superintendent Engineer, KK Electricity Distribution Circle, Parvathipuram.

**10.3 Power Consumption Sector wise****Year: 2020-21**

<b>Sl.No</b>	<b>Sectors</b>	<b>Consumption (M.U)</b>	<b>% of the Consumption</b>
<b>1</b>	<b>2</b>	<b>3</b>	<b>4</b>
<b>1</b>	Industries	98.92	8.73
<b>2</b>	Agriculture & Huts	-	-
<b>3</b>	Domestic	795.07	70.20
<b>4</b>	Commercial & Ty.Sy	145.6012	12.85
<b>5</b>	Public lighting and Public Works	74.3352	6.56
<b>6</b>	Railway Traction	16.810	1.48
<b>7</b>	Sales to other States	-	-
<b>8</b>	Miscellaneous (Including H.T)	2.022	0.18
	<b>Total</b>	<b>1132.759</b>	<b>100%</b>

Source: Superintendent Engineer, Kanniyakumari Electricity Distribution circle, Parvathipuram

**10.4 Peak Demand and Energy Output****Year: 2020-21**

<b>Power Demand</b>	<b>Details</b>
<b>1</b>	<b>2</b>
<b>Maximum demand of Kanyakumari Circle</b>	<b>250MVA</b>

Source: Superintendent Engineer, Kanniyakumari Electricity Distribution circle, Parvathipuram

**10.5 Revenue from Electric Scheme and cost per unit**

Year: 2020-21

Sectors	Cost per unit in Rs.	Income in Rs.in '000'
<b>H.T.Tariff</b>		
<b>Tariff 1A</b>	6.35	4541.88
<b>Tariff 1B</b>	6.35	772.81
<b>Tariff IIA</b>	6.35	923.26
<b>Tariff IIB</b>	6.35	149.60
<b>Tariff III</b>	8.00	1177.62
<b>L.A.Tarif</b>		
<b>Tariff 1A</b>	1.75	14453.79
<b>Tariff LT- IIA</b>	6.31	2370.708
<b>LV-IIA</b>	6.47	1782.06
<b>LC-IIA</b>	6.37	784.460
<b>Tariff II B1</b>	6.33	185.332
<b>Tariff II B2</b>	7.74	290.115
<b>Tariff II C</b>	6.11	454.399
<b>Tariff III A</b>	4.69	166.467
<b>Tariff III B</b>	6.82	2087.237
<b>Tariff V</b>	8.45	11848.697
<b>Tariff VI</b>	27.8	1478.065
<b>Total</b>	<b>3.38</b>	<b>38258.517</b>

Source : Superintendent Engineer, KK Electricity Distribution Circle, Parvathipuram.

**10.6 Transmission and Distribution of Electricity**

Year: 2020-21

Sl.No	Item	Unit (M)	Achievement
1	2	3	4
1	<b>Transmission</b>	-	-
2	<b>Distribution</b>	1132.759	100%

Source: Superintendent Engineer, Kanniyakumari Electricity Distribution circle, Parvathipuram

**10.7 Capacity of Transformers****Year:2020-21**

Sl.No	Name of the Sub Station and Voltage /Ration in KV	Type of SS	Name of Circle	Capacity MVA	Date of Commissioning
1	2	3	4	5	6
<b>110KV Substations:- 15 Nos</b>					
1	Nagercoil 110/33-11KV SS	Radial	<b>Kanyakumari Electricity Distribution Circle</b>	74.00	13.05.1982
2	Kanyakumari 110/33-11 KV SS	Radial		48.00	29.01.2001
3	Meenakshipuram 110/11 KV SS	Radial		26.00	31.05.2003
4	Thengamputhur 110/33-11 KV SS	Radial		36.00	30.08.2006
5	S.R.Puthur 110/11 KV SS	Radial		10.00	24.11.2004
6	Thuckalay 110/11 KV SS	Radial		32.00	28.03.1984
7	Veeyanoor 110/11 KV SS	Radial		20.00	19.06.1996
8	Pechiparai 110/11 KV SS	Radial		10.00	30.08.1987
9	Chemponvilai 110/11 KV SS	Radial		26.00	30.03.2002
10	Cheramangalam 110/33-11KV SS	Radial		26.00	22.11.2010
11	Kuzhithurai 110/11KV SS	Radial		32.00	26.02.1990
12	Munchirai 110/11KV SS	Radial		32.00	28.02.1996
13	Marthandam 110/11KV SS	Radial		20.00	12.10.2009
14	Karungal 110/11KV SS	Radial		10.00	14.09.2015
15	Nadaickavu 110/11KV SS	Radial		10.00	31.12.2016
<b>33KV Substations:- 7 Nos</b>					
16	Vallankumaranvilai 33/11 KV SS	Radial	<b>Kanyakumari Electricity Distribution Circle</b>	16.00	06.09.1994
17	Thadikarankonam 33/11 KV SS	Radial		08.00	13.01.2000
18	Asaripallam 33/11 KV SS	Radial		16.00	20.12.2014
19	Vadasery 33/11 KV SS	Radial		08.00	19.11.2015
20	Rajakkamangalam 33/11 KV SS	Radial		16.00	29.01.2020
21	Cape Indoor 33/11 KV SS	Radial		16.00	28.02.2020
22	Muttom Indoor 33/11 KV SS	Radial		16.00	24.03.2020

Source: Superintendent Engineer Kanniyakumari Electricity Distribution circle, Parvathipuram.

### 10.8 Rural Electrification

Year : 2020-21

Electrified during the Year				Electrified upto the year			
Towns	Villages	Hamlet (including Tribal)	Agricultural Pump sets	Towns	Villages	Hamlet (including Tribal)	Agricultural Pump sets
1	2	3	4	5	6	7	8
0	0	0	76	4	95	2550	8077

Source: Superintendent Engineer, KK Electricity Distribution Circle, Parvathipuram.

**11. EDUCATION****11.1 UNIVERSITIES, STUDENTS AND TEACHERS AND COURSES OFFERED**

YEAR: 2020-21

Sl. No	Name of the Universities/ No. of Institutions	Students			Teaching Faculty	No. of the courses offered
		Boys	Girls	Total		
1	Noorul Islam University, Kumarakovil, Thuckalay.	1540	548	2088	268	UG -28 PG -21 PhD -21 M.Phil -8

Source: Principal, Concerned Institutions.

**11.2 COLLEGES FOR GENERAL EDUCATION, STUDENTS AND TEACHING FACULTY**

YEAR: 2020-21

Sl. No	Name of the Institution	No. of Institutions	Students			Teachers		
			Boys	Girls	Total			
(1)	(2)	(3)	(4)	(5)	(6)	(7)		
<b>I</b>	<b><u>Government Colleges</u></b>							
1.	Government Arts and Science College, Nagercoil.	1	399	760	1159	29		
	<b>TOTAL</b>	<b>1</b>	<b>399</b>	<b>760</b>	<b>1159</b>	<b>29</b>		
<b>II</b>	<b><u>Aided Colleges</u></b>							
1.	Arignar Anna College, Aralvaimozhi	1	<b>Aided</b>		131	673	804	42
			<b>Self Finance</b>		86	110	196	7
2.	Holy Cross College, Nagercoil.	1	-	2585	2585	79		
3.	Lekshmipuram College of Arts and Science, Neyyoor.	1	187	663	850	37		
4.	Nesamony Memorial Christian College, Marthandam.	1	1302	2595	3897	159		
5.	Pioneer Kumaraswamy College, Nagercoil	1	<b>Aided</b>		131	529	660	42
			<b>Self Finance</b>		214	319	533	30
6.	Scott Christian College, Nagercoil.	1	760	1038	1798	115		
7.	Sree Ayyappa College for Women, Chunkankadai.	1	-	1459	1459	74		
8.	Sree Devi Kumari Womens College, Kuzhithurai	1	-	1417	1417	58		
9.	St.Hindu College, Nagercoil.	1	815	2414	3229	175		
10.	St.Judes College, Thoothoor.	1	422	1192	1614	43		
11.	Vivekananda College, Agastheeswaram.	1	314	916	1230	64		
12.	Womens Christian College, Nagercoil.	1	-	2363	2363	121		
	<b>TOTAL</b>	<b>12</b>	<b>4362</b>	<b>18273</b>	<b>22635</b>	<b>1046</b>		

III	<u>Self Finance Colleges</u>	No. of Institutions	Students			Teachers
			Boys	Girls	Total	
1.	Annai Velankanni College, Tholayavattam	1	476	987	1463	70
2.	Infant Jesus College of Arts and Science for Women, Mulagumoodu.	1	-	853	853	47
3.	Malankara Catholic College, Kaliyakkavilai.	1	775	1213	1988	101
4.	Muslim Arts College, Thiruvithancode.	1	708	1317	2025	159
5.	Nanjil Catholic College of Arts and Science, Kaliakkavilai.	1	627	1295	1922	119
6.	Noorul Islam Arts and Science College, Kumarakovil, Villukuri.	1	607	945	1552	89
7.	Ruben College of Arts and Science, Thadikarankonam.	1	23	57	80	18
8.	Sivanthi Adithanar College, Pillayarapuram, Nagercoil.	1	260	473	733	57
9.	St. Alphonsa College of Arts and Science, Soosapuram, Karungal	1	228	687	915	74
10.	St. Jerome's College of Arts and Science, Ananthanadargudi.	1	399	615	1014	55
11.	St. John's College of Arts and Science, Ammandivilai.	1	178	633	811	47
12.	St. Teresa Arts and Science College, Mangalakuntu.	1	-	545	545	35
13.	Udaya Arts and Science College, Ammandivilai.	1	463	602	1065	91
14.	V.T.M. College of Arts and Science, Arumanai.	1	68	157	225	32
<b>TOTAL</b>		<b>14</b>	<b>4812</b>	<b>10379</b>	<b>15191</b>	<b>994</b>
IV	<u>Constituent College</u>					
1.	Manonmaniam Sundaranar University Constituent College, Government Primary Campus, Main Road, Kanniyakumari.	1	184	821	1005	50
<b>TOTAL</b>		<b>1</b>	<b>184</b>	<b>821</b>	<b>1005</b>	<b>50</b>

Source: Principal, Concerned Institutions.

**11.3a COLLEGES FOR PROFESSIONAL EDUCATION, STUDENTS AND TEACHERS-MEDICAL EDUCATION**

**YEAR: 2020-21**

Sl. No	Name of the Institution	No. of Institutions	Students			Teachers
			Boys	Girls	Total	
(1)	(2)	(3)	(4)	(5)	(6)	(7)
<b>I Medical Colleges</b>						
1.	Kanniyakumari Government Medical College, Asaripallam	1	344	408	752	172
2.	SreeMookambika Institute of Medical Science College,	1	181	371	552	123
<b>TOTAL</b>		<b>2</b>	<b>525</b>	<b>779</b>	<b>1304</b>	<b>295</b>
<b>II Dental Colleges</b>						
1.	SreeMookambika Institute of Dental Science College,	1	71	254	325	54
<b>III Homeopathy Colleges</b>						
1.	Maria Homeopathic Medical College and Hospital,	1	91	78	169	48
2.	Sarada Krishna Homeopathic Medical College, Kulasekaram.	1	116	533	649	57
3.	White Memorial Homeopathy College, Attoor.	1	106	439	545	53
<b>TOTAL</b>		<b>3</b>	<b>313</b>	<b>1050</b>	<b>1363</b>	<b>158</b>
<b>IV Pharmacy Colleges</b>						
1.	Nadar Mahajana Sangam College of Pharmacy, Mathaar.	1	43	206	249	15
<b>V Ayurvedic Colleges</b>						
1.	Government Ayurvedic College, Nagercoil.	1	69	228	297	29
2.	Maria Ayurvedha Medical College,	1	141	74	215	52
<b>TOTAL</b>		<b>2</b>	<b>210</b>	<b>302</b>	<b>512</b>	<b>81</b>
<b>VI Siddha Colleges</b>						
1.	ATSVS Siddha Medical College, Munchirai.	1	37	189	226	31
2.	Maria Siddha Medical College,	1	202	177	379	54
<b>TOTAL</b>		<b>2</b>	<b>239</b>	<b>366</b>	<b>605</b>	<b>85</b>
<b>VII Physiotherapy colleges</b>						
1.	Christian College of Physiotherapy, Colachel	1	74	123	197	10
2.	White Memorial College of Physiotherapy, Attoor.	1	88	73	161	20
<b>TOTAL</b>		<b>2</b>	<b>162</b>	<b>196</b>	<b>358</b>	<b>30</b>
<b>VIII Yoga and Naturopathy Colleges</b>						
1.	Sree Ramakrishna Yoga and Naturopathy College, Kulasekaram.	1	125	345	470	1
<b>TOTAL</b>		<b>1</b>	<b>125</b>	<b>345</b>	<b>470</b>	<b>1</b>
<b>IX Para Medical College</b>						
1.	Rojavanam Paramedical College	1	80	48	128	12
<b>TOTAL</b>		<b>1</b>	<b>80</b>	<b>48</b>	<b>128</b>	<b>12</b>
<b>X Nursing Colleges</b>						
1.	Annammal College of Nursing, Kuzhithurai.	1	38	179	217	24
2.	Annammal School of Nursing, Kuzhithurai.	1	-	45	45	
3.	CET College of Nursing, Thidal.	1	19	31	50	12
4.	Cross School of Nursing, Wattspuram, Azhagiapandipuram	1	-	12	12	3
5.	CSI College of Nursing, Marthandam	1	-	60	60	6
6.	CSI School of Nursing, Marthandam	1	-	60	60	6
7.	Christian College of Nursing, Neyyoor.	1	-	222	222	22
8.	Dr.Jeyasekharan Medical Trust school of Nursing,	1	14	31	45	31
9.	Dr.Jeyasekharan College of Nursing	1	28	119	147	



10.	Dr.Kumaraswamy Health Centre School of Nursing, Kottaram.	1	-	15	15	2
11.	Dr.Kumaraswamy Health Centre College of Nursing,	1	-	176	176	21
12.	Grace College of Nursing,	1	81	158	239	23
13.	Grace School of Nursing	1	13	43	56	5
14.	Globel College of Nursing, Nattalam.	1	62	192	254	17
15.	P.S. College of Nursing, Thalakulam.	1	55	193	248	35
16.	Rajapalayam Nurses Training Institute, Colachel.	1	-	28	28	5
17.	St.Xavier's Catholic College of Nursing	1	24	387	411	40
18.	Sree Mookambika College of Nursing, Padanilam.	1	-	461	461	65
19.	Sree Mookambika School of Nursing, Padanilam.	1	-	43	43	10
20.	Thasaih College of Nursing,	1	18	254	272	33
21.	The Salvation Army Catherine Booth Hospital School of Nursing, Vadaserry.	1	7	47	54	4
22.	William's School of Nursing,	1	-	16	16	4
23.	White Memorial School of Nursing, Attoor.	1	17	27	44	6
24.	White Memorial College of Nursing, Attoor	1	83	118	201	36
25.	Sree Ramakrishna College of Nursing, Kulasekaram	1	47	138	185	36
<b>TOTAL</b>		<b>25</b>	<b>506</b>	<b>3055</b>	<b>3561</b>	<b>431</b>

Source: Principal, Concerned Institutions.

### **11.3b. COLLEGES FOR PROFESSIONAL EDUCATION, STUDENTS AND TEACHERS - ENGINEERING COLLEGES**

**YEAR: 2020-21**

Sl. No	Name of the Institution	No. of Institutions	Students			Teachers
			Boys	Girls	Total	
(1)	(2)	(3)	(4)	(5)	(6)	(7)
1.	Amrita College of Engineering and Technology	1	507	255	762	101
2.	Annai Velankanni College of Engineering	1	239	184	423	69
3.	Arunachala College of Engineering for Women, Ammandivilai.	1	-	1539	1539	125
4.	Bethlahem Institute of Engineering, Karungal.	1	554	263	817	92
5.	C.S.I. Institute of Technology, Thovalai.	1	340	208	548	146
6.	DMI Engineering College,	1	393	273	666	70
7.	Good Shepherd College of Engineering,	1	51	22	73	48
8.	Immanuel Arasar J.J Engineering College,	1	10	8	18	51
9.	Jayamatha Engineering College, Aralvaimozhi.	1	57	10	67	59
10.	Kalaivanar N.S.K. College of Engineering, Therekalputhoo.	1	38	11	49	8
11.	Lord Jeganath College of Engineering, Ramanathichanputhoo.	1	180	158	338	85
12.	Lourdes Mount College of Engineering, Nattalam.	1	121	55	235	60
13.	Loyola Institute of Technology & Science, Thovalai	1	730	581	1254	125

14.	MET Engineering College, Chenbagamanputhoo.	1	181	94	275	79
15.	Mar Ephraem College Of Engineering and Technology, Marthandam.	1	951	235	1280	105
16.	Maria College of Engineering and Technology,	1	471	129	600	126
17.	Marthandam College of Engineering and Technology, Kuttakuzhi.	1	503	234	737	86
18.	Narayanaguru College of Engineering, Manjalumoodu	1	197	104	301	111
19.	Ponjesly College of Engineering, Nagercoil	1	1022	563	1585	163
20.	Rajas International Institute of Technology for Women, Nagercoil	1	-	166	166	57
21.	Rohini College of Engineering	1	1462	842	2304	123
22.	Satyam College of Engineering and Technology,	1	505	322	827	63
23.	Sigma College of Architecture,	1	141	84	225	46
24.	Sivaji College of Engineering College,	1	144	88	232	48
25.	St. Xavier's College of Engineering, Chunkankadai.	1	1159	819	1978	133
26.	Stella Mary's College of Engineering,	1	525	300	825	60
27.	Udaya School of Engineering, Vellamodi	1	627	509	1136	189
28.	University College of Engineering, Konam.	1	796	677	1473	68
29.	Vins Christian College of Engineering, Vins Nagar, Chunkankadai.	1	274	98	372	116
30.	Vins Christian Womens College of Engineering, Vins Nagar, Chunkankadai.	1	-	99	99	82
<b>TOTAL</b>		<b>30</b>	<b>12178</b>	<b>8925</b>	<b>21103</b>	<b>2694</b>

Source: Principal, Concerned Institutions.

**11.4. COLLEGES FOR OTHER PROFESSIONAL EDUCATION, STUDENTS AND TEACHERS – POLYTECHNIC COLLEGES**

**YEAR: 2020-21**

Sl. No	Name of the Institution	No. of Institutions	Students			Teachers
			Boys	Girls	Total	
(1)	(2)	(3)	(4)	(5)	(6)	(7)
1.	Amrita Polytechnic College, Erachakulam.	1	384	21	405	35
2.	BWDA Polytechnic College, Kappiyarai, Vendalicode, Ponmanai.	1	207	25	232	26
3.	Cape Polytechnic College, Aralvaimozhi.	1	493	59	552	28
4.	Govt. Polytechnic Konam, Nagercoil.	1	1138	92	1230	46
5.	Immanuel Arasar J.J. Polytechnic College,	1	38	14	52	3
6.	Kalaivanar N.S.K Polytechnic, Chenbagaramanpudur.	1	324	18	342	31
7.	Maria Polytechnic College, Thottavaram.	1	441	66	507	32
8.	Moderator Gnanadasan Polytechnic, Nagercoil.	1	387	16	403	42
9.	Morning Star Polytechnic, Chunkankadai.	1	662	25	687	41
10.	Noorul Islam Polytechnic, Punkarai, Thickenamcode.	1	480	21	501	44
11.	NMS Kamaraj Polytechnic, Pazhavilai.	1	862	18	880	42
12.	P.S.N. Institute of Technology, Ramanathichanpudur.	1	298	27	325	44
13.	Surya Polytechnic College, Ammandivilai.	1	436	72	508	54
14.	Sree Vaikundar Polytechnic College, Pillayarapuram	1	304	13	317	26
15.	Sree Krishna Polytechnic, Kalliancaud.	1	506	30	536	56
16.	Udaya Polytechnic College, Vellamodi.	1	321	33	354	25
17.	Union Christian Polytechnic College, Kutticode.	1	445	48	493	36
18.	Vivekananda Polytechnic College, Agastheeswaram.	1	440	70	510	32
<b>TOTAL</b>		<b>18</b>	<b>8166</b>	<b>668</b>	<b>8834</b>	<b>643</b>

Source: Principal, Concerned Institutions.

**11.5. SCHOOLS FOR GENERAL EDUCATION,STUDENTS AND TEACHERS**

Year:2020-21

Sl.No	Name of the Institutions	No.of Institutions	Students			Teachers
			Boys	Girls	Total	
1	2	3	4	5	6	7
1	<b>Higher secondary Schools</b>					
	Government	59	14309	13091	27400	1387
	Aided	81	23410	29442	52852	2449
	Others	141	63216	59921	123137	5264
	<b>Total</b>	<b>281</b>	<b>100935</b>	<b>102454</b>	<b>203389</b>	<b>9100</b>
2	<b>High Schools</b>					
	Government	75	4223	4281	8504	675
	Aided	52	3857	4523	8380	578
	Others	78	16821	15362	32183	1468
	<b>Total</b>	<b>205</b>	<b>24901</b>	<b>24166</b>	<b>49067</b>	<b>2721</b>
3	<b>Middle Schools</b>					
	Government	96	4725	4534	9259	412
	Aided	41	1835	1603	3438	229
	Others	57	6061	5310	11371	928
	<b>Total</b>	<b>194</b>	<b>12621</b>	<b>11447</b>	<b>24068</b>	<b>1569</b>
4	<b>Primary Schools</b>					
	Government	285	10705	10427	21132	827
	Aided	115	5034	6136	11170	622
	Others	13	269	263	532	56
	<b>Total</b>	<b>413</b>	<b>16008</b>	<b>16826</b>	<b>32834</b>	<b>1505</b>
5	<b>Nursery &amp; Primary Schools</b>					
	Government	-	-	-	-	-
	Aided	2	23	17	40	3
	Others	134	8115	7906	16021	1149
	<b>Total</b>	<b>136</b>	<b>8138</b>	<b>7923</b>	<b>16061</b>	<b>1152</b>
<b>District Total</b>		<b>1229</b>	<b>162603</b>	<b>162816</b>	<b>325419</b>	<b>16047</b>

**11.5. SCHOOLS FOR GENERAL EDUCATION,STUDENTS AND TEACHERS (Cont..)**

Sl.No	Category	Number
1	Government Schools	
	HM	479
	PG Teachers	503
	BT Teachers	965
	SGT	1020
	Others	297
	<b>Total</b>	<b>3264</b>
2	Government Aided Schools	
	HM	250
	PG Teachers	813
	BT Teachers	1294
	SGT	1115
	Others	413
	<b>Total</b>	<b>3885</b>

Source: 1.Chief Educational Officer, Nagercoil

**11.6. COLLEGES FOR GENERAL EDUCATION, STUDENTS AND TEACHERS****YEAR: 2020-21**

Sl. No	Name of the Institution	No. of Institutions	Students			Teachers
			Boys	Girls	Total	
(1)	(2)	(3)	(4)	(5)	(6)	(7)
<b>I</b>	<b><u>Aided College of Education</u></b>					
1.	NVKSD College of Education, Attoor.	1	9	184	193	13
<b>II</b>	<b><u>Self Finance College of Education</u></b>					
1.	All Saints College of Education, Kanniyakumari	1	17	69	86	10
2.	Anna Vinayagar College of Education, Kanniyakumari	1	1	99	100	6
3.	Bethany Navajeevan College of Education, Kanniyakumari	1	3	58	61	7
4.	Bethlehem College of Education, Karungal.	1	5	135	140	16
5.	Bishop Agniswamy College of Education, Muttom.	1	2	99	101	16
6.	Bapuji Memorial College of Education, Manavalakurichy & Post.	1	3	197	200	16
7.	Bethesda College of Education, Bethelpuram.	1	-	200	200	15
8.	Amirtha College of Education, Erachakulam	1	2	76	78	18
9.	Christian College of Education, Sinclair Street, Marthandam.	1	7	190	197	15
10.	Good Shepherd College of Education, Nagercoil.	1	6	43	49	10
11.	Grace College Of Education, Padanthalumoodu.	1	2	98	100	12
12.	Holy Trinity College of College of Education, Melpalai, Edaicode.	1	4	27	31	10
13.	Immanuel Arasar College of Education, Immanuel Arasar Nagar, Nattalam, Marthandam.	1	37	283	320	40
14.	James College of Education, Mananvilai, Kappiyarai Post, Karungal,	1	27	201	228	26
15.	Kottalumoodu Arulmigu Bhadreshwari Devasthanam College of Education, Painkulam.	1	2	146	148	13
16.	Lord Jegannath College of Education, Ramanathichan puthoor, Marungoor.	1	11	89	100	12
17.	M.E.T. College of Education, 13/142 B, Mogals Garden, Poigai Dam Road, Chenbagaramanputhur	1	10	116	126	16
18.	Mar Chrysostom College of Education, Malankara Avenue, Kirathoor post.	1	8	192	200	13
19.	Muslim College of Education, Thiruvithancode	1	3	207	210	24
20.	Mother Gnanamma Catholic College of Education, Madathattuvilai.	1	8	92	100	14
21.	Nadar Mahajana Sangam Kamaraj College of Education, Kanniyakumari.	1	5	128	133	12
22.	Pope John Paul II College of Education, Mulagumoodu.	1	3	97	100	14

23.	Ponjesly College of Educaion, Alamparai, Vettoornimadam.	1	2	69	71	16
24.	R.P.A College of Education,R.P Nager,Mamooottukadai, Viricode P.O.	1	8	124	132	16
25.	Ruben CollegeofEducation, Thadikkarankonam.	1	21	134	155	26
26.	Siddhartha College of Teacher Education, Manjalumoodu (Post), Kuzhithurai.	1	14	171	185	13
27.	St. Joseph College of Education, Appicode, Tholayavattam P.O.,	1	7	193	200	16
28.	St. Stephen College of Education, Kollemcode, Kanniyakumari	1	3	109	112	16
29.	S.T. Hindu College of Education, Nagercoil, Kanniyakumari District.	1	-	95	95	8
30.	T.N.N. Memorial College of TeachersEdn.	1	2	58	60	8
31.	Udaya college of Education, Udaya Nager, Ammandivilai Post.	1	3	97	100	12
32.	Vivekananda College of Education, Agastheeswaram.	1	6	174	180	16
33.	White Memorial College of Education, Attoor, Veeyannoor. P.O.	1	6	177	183	21
<b>TOTAL</b>		<b>33</b>	<b>238</b>	<b>4243</b>	<b>4481</b>	<b>503</b>
<b>III</b>	<b><u>Teacher Training Institute</u></b>					
1.	DIET, Theroor	1	-	-	-	15
2.	Grace TTI, Padanthalumoodu.	1	-	10	10	4
3.	D.V.D. TTI, Kottar.	1	1	32	33	6
4.	MET TTI, Shenbagaramanputhoor.	1	-	5	5	7
5.	Immanuel Arasar TTI,	1	-	1	1	3
6.	Infant Jesus TTI, Mulagumoodu.	closed				
7.	Martyr Devasagayam TTI, Unnamalakadai.	1	-	5	5	2
<b>TOTAL</b>		<b>6</b>	<b>1</b>	<b>53</b>	<b>54</b>	<b>37</b>
<b>IV</b>	<b><u>Physical Education Colleges</u></b>					
1.	Christian College of physical Education, Nagercoil	1	52	34	86	4

Source: Principal, Concerned Institutions.

**11.7 SCHOOLS FOR SPECIAL EDUCATION, STUDENTS AND TEACHERS****Year:2020-21**

Sl.No	Name of the Institution	No.of Institutions	Students			Teachers
			Boys	Girls	Total	
1	2	3	4	5	6	7
1	C.S.I School for Mentally Retarded	1	20	15	35	5
2	C.S.I Deaf School, Kottaram	1	35	20	55	11
3	BishopGnanadasonAirvuillam, Kotticode-Zoinhill	1	35	15	50	6
4	Anbullam for Deaf, Veturnimadam	1	30	10	40	13
5	Anugraha Trust for the Handicapped, Maravankudiuruppu, Nagercoil	1	16	12	28	4
6	Santhi Nilayam School for the Mentally Retarded, Paruthivilai, Erumbukadu Post	1	35	19	54	5
7	HOM School for the Mentally Retarded Children , Kuzhihurai	1	22	19	41	11
8	St.Charles Home and School for the Mentally Challenged, Pambanvilai, Ananthanadarkudi Post	1	0	47	47	9
9	JothiNilayam School for the Mentally Challenged, Palapallam	1	57	35	92	15
10	AseerVidyalaya School for the Mentally Challenged, Thettiyode. Kaliyakkavilai	1	38	19	57	9
11	Karunalayam School for the Mentally Challenged, Kalluvilai	1	38	27	65	8
12	NambikkaiAlayam(Residential and Day School for the Mentally Challenged) Kazhuvanhattai	1	35	28	63	8
13	Avila Special School for Mentally & Physically Challenged, Kanniyakumari	1	22	11	33	7
14	Assisi Vidyalaya Special School for Differently Abled	1	32	24	56	8
15	Karunai Illam, St. Mary's School for Physically Challenged Children.	1	40	25	65	12
16	Oral School for the Deaf, Nagercoil	1	36	32	68	12
17	Anbu Human Trust Special School forMR ,Mekkamandapam.	1	17	10	27	9
18	Don Guanella, Thenthamaraikulam	1	28	16	44	6
19	Oasis Parents welfare Trust	1	26	10	36	4
20	Rejoice School for Auetism and Developmentally delayed.	1	47	13	60	10
21	Nanjil oasis special school	1	24	11	35	4
<b>Total</b>		<b>21</b>	<b>633</b>	<b>418</b>	<b>1051</b>	<b>176</b>

Source: District Differently abled Welfare Office, Nagercoil

**11.8 INSTITUTIONAL EDUCATION, FOR OTHER PROFESSIONAL STUDENTS AND TEACHERS**

**Year:2020-21**

Sl.No	Name of the Institution	No.of Institutions	Students			Teachers
			Boys	Girls	Total	
1	2	3	4	5	6	7
1	Government I.T.I, Konam	1	365	28	393	60
2	Government I.T.I, Nagercoil (women)	1	0	204	204	8
3	Anna Vinayagar ITI, Ganapathipuram	1	22	0	22	9
4	Bits Information Technology Xavier Building, PWD road, Nagercoil	1	0	0	0	0
5	CSI ITI, Kaliyakkavilai	1	11	0	11	11
6	C.M.S I.T.I, Azhagiyapandiyapuram	1	10	0	10	10
7	CSI, M.M.T.C. ITI, Nagercoil	1	10	0	10	10
8	Friends ITI, Mathicode, Thickenamcode	1	63	0	63	18
9	Institute of Industrial Trining Institute, Munchirai	1	16	0	16	10
10	J.E. Private ITI, Thuckalay	1	6	0	6	12
11	Jeeva Private ITI, Chenbagaramanpudur	1	28	0	28	10
12	Matha Private ITI,	1	15	0	15	14
13	Nirmala Institute of Technology, Manalikai	1	75	0	75	21
14	St. Lawrence Private ITI, Nagercoil	1	29	0	29	6
15	TNSTC ITI, Nagercoil	1	22	0	22	6
<b>Total</b>		<b>15</b>	<b>672</b>	<b>232</b>	<b>904</b>	<b>205</b>

Source : Principal, Concerned Institutions



**Education - Category wise - Abstract**

Sl.No	Institution	Number of Institutions	Boys	Girls	Total	Teachers
<b><u>University</u></b>						
1	University	1540	548	2088	268	78
<b>TOTAL</b>		<b>1540</b>	<b>548</b>	<b>2088</b>	<b>268</b>	<b>78</b>
<b><u>Colleges for Professional Education</u></b>						
1	Engineering	30	12178	8925	21103	2694
2	Polytechnic	18	8166	668	8834	643
3	ITI	15	672	232	904	205
<b>TOTAL</b>		<b>63</b>	<b>21016</b>	<b>9825</b>	<b>30841</b>	<b>3542</b>
<b><u>Colleges for Medical Education</u></b>						
1	Medical	2	525	779	1304	295
2	Dental	1	71	254	325	54
3	Homeopathy	3	313	1050	1363	158
4	Pharmacy	1	43	206	249	15
5	Ayurveda	2	210	302	512	81
6	Siddha	2	239	366	605	85
7	Physiotherapy	2	162	196	358	30
8	Yoga and Naturopathy	1	125	345	470	1
9	Para medical	1	80	48	128	12
10	Nursing Colleges and Schools	25	506	3055	3561	431
<b>TOTAL</b>		<b>40</b>	<b>2274</b>	<b>6601</b>	<b>8875</b>	<b>1162</b>
<b><u>Arts and Science Colleges</u></b>						
1	Arts and Science	27	9573	29412	39985	2069
<b>TOTAL</b>		<b>27</b>	<b>9573</b>	<b>29412</b>	<b>39985</b>	<b>2069</b>
<b><u>Constituent Colleges</u></b>						
1	Manonmaniam Sundaranar University Constituent College, Government Primary Campus, Main Road, Kanniyakumari.	1	184	821	1005	50
<b>TOTAL</b>		<b>1</b>	<b>184</b>	<b>821</b>	<b>1005</b>	<b>50</b>
<b><u>Colleges for Teacher Education</u></b>						
1	Education	34	247	4427	4674	516
2	Teacher Training Institute	6	1	53	54	37
3	Physical Education	1	52	34	86	4
<b>TOTAL</b>		<b>41</b>	<b>300</b>	<b>4514</b>	<b>4814</b>	<b>557</b>
1.	School for General Education	1229	162603	162816	325419	16047
2.	Schools for special Education	21	633	418	1051	176
<b>TOTAL</b>		<b>1250</b>	<b>163236</b>	<b>163234</b>	<b>326470</b>	<b>16223</b>
<b>Grand Total</b>		<b>2964</b>	<b>197131</b>	<b>216495</b>	<b>412258</b>	<b>23681</b>

**11.9 Computer Training Centres****Year:2020-21**

<b>Sl.No</b>	<b>Name of Block/ Municipality/Corporation</b>	<b>No.of Computer Training Centres</b>
<b>1</b>	<b>2</b>	<b>3</b>
1	Nagercoil Corporation	76
2	Kuzhithurai Municipality	26
3	Padmanabhapuram Municipality	21
4	Colachel Municipality	15
5	Kurunthancode Block	16
6	Thuckalay Block	17
7	Thiruvattur Block	13
8	Agastheeswaram Block	22
9	Rajakkamangalam Block	19
10	Killiyoor Block	9
11	Munchirai Block	4
12	Thovalai Block	8
13	Melpuram	6

Source: Concerned Blocks

**11.10 HOSTELS AND INMATES BY COMMUNITY**

Year:2020-21

No.of Hostels														
Scheduled Caste			Scheduled Tribe			Most Backward Class and Denotified Communities			Backward Class			Minority		
Boys	Girls	Total	Boys	Girls	Total	Boys	Girls	Total	Boys	Girls	Total	Boys	Girls	Total
5	7	12	-	2	2	-	-	-	3	8	11	0	1	1

**11.10 HOSTELS AND INMATES BY COMMUNITY (Cont..)**

Year:2020-21

No.of Inmates												
Name of the Hostels	Scheduled Caste			Scheduled Tribe			Most Backward Class and Denotified Communities			Backward Class		
	Boys	Girls	Total	Boys	Girls	Total	Boys	Girls	Total	Boys	Girls	Total
Adi Dravidar and Tribal Welfare	177	125	302	21	23	44	12	-	12	18	9	27
Backward Welfare	38	99	137	1	1	2	-	35	35	23	202	225
<b>Total</b>	<b>215</b>	<b>224</b>	<b>439</b>	<b>22</b>	<b>24</b>	<b>46</b>	<b>12</b>	<b>35</b>	<b>47</b>	<b>41</b>	<b>211</b>	<b>252</b>

Note: \*- Other Caste

Source: 1. District Adi-Dravidar and Tribal Welfare Officer, Nagercoil

2. District Backward Class Welfare Officer, Nagercoil.

**11.11 SCHOLARSHIPS TO STUDENTS BY COMMUNITY****Year:2020-21**

Scheduled Caste/ Scheduled Tribe				Denotified Communities/ Most Backward Classes		Backward Classes	
No.of Beneficiaries		Amount (in '000')		No.of Beneficiaries	Amount (in '000')	No.of Beneficiaries	Amount (in '000')
SC	ST	SC	ST				
10231	1158	48212719	382536	19118	64603.121	86033	252600

Source:

1. District Adi-Draavidar and Tribal Welfare Officer, Nagercoil.
2. District Backward Class Welfare Officer, Nagercoil.

**12. FISHERIES****12.1 FISHERIES DEVELOPEMENT**

Year:2020-21

<b>1.Area</b>		
<b>a</b>	Total Coastal Line of the District	72KM
<b>b</b>	i. Total Inland Fresh Water spread Area	5991 HA
	ii. Estuaries and Brackish Water Area	407 HA
<b>c</b>	Marine Fishing Villages	42

Source : Assistant Director of Fisheries, Nagercoil

**12.2. Fish Production**

Year:2020-21

Sl.no	Item	Quantity (in tonnes)	Value (in Lac.)
<b>FISH PRODUCTION (MARINE)</b>			
<b>1</b>	Marine, Fishes, Including Prawns and cattle fish	69686.64	209059.92
<b>FISH PRODUCTION (INLAND)</b>			
<b>1</b>	Inland, Fishes, including Prawns and cattle fish	5829.17	874.35

Source : Assistant Director of Fisheries, Nagercoil

**12.3. INFRASTRUCTURE IN PRIVATE SECTOR**

Year:2020-21

<b>a</b>		Freezing Plants	3
<b>b</b>		Ice plants, Cold storages, walk in coolers	20
<b>c</b>		Sea food manufacturing, Units in private sector	1
<b>d.</b>	Fisheries Training centre:		
	<b>i.</b>	Marine	1 (University Training centre)
	<b>ii.</b>	Inland	1
<b>e</b>		Fishing Vessels Mechanized	1559
<b>f</b>		Active marine Fishermen	34084
<b>g</b>		Inland fishes folk	5700
<b>h</b>		Active Inland Fishermen	2800
<b>4</b>	<b>a</b>	Export ( ChennaiPort ) Fish and Fish Production: Quantity (Tonne) Value (Rs.in crores)	-

Source : Assitant Director of Fisheries, Nagercoil

**12.4 ESTIMATED MARINE FISH PRODUCTION/ INLAND FISH PRODUCTION****Year: 2020-21**

Sl.No	Type	Quantity (in tones)	Value (in Lac.)
<b>FISH PRODUCTION (MARINE)</b>			
1	Sharks	563.07	1689.21
2	Skates	376.79	1130.37
3	Sardines	4265.99	12797.97
4	Perches	8408.01	25224.03
5	Sciaenids	59.20	177.6
6	Prawns	1939.59	5818.77
7	Cuttle Fish	979.04	2937.12
8	Other marine fishes	53094.95	159284.85
	<b>Total</b>	<b>69686.64</b>	<b>209059.92</b>
<b>FISH PRODUCTION (INLAND)</b>			
1	Catla	146.1	219.15
2	Rohu	134.4	201.6
3	Mirgal	136.95	205.425
4	Common carp	108.2	16.23
5	Tilapia	4830.5	7245.75
6	Murrels	129.1	193.65
7	Prawn	2.1	3.15
8	Others	341.82	512.73
	<b>Total</b>	<b>5829.17</b>	<b>8743.755</b>

Soruce : Assitant Director of Fisheries, Nagercoil

**12.5 NO. OF FAMILIES ENGAGED IN FISHING****Year:2020-21**

Sl.No	Name of the District	No.of Families Engaged
1.	Kanniyakumari	34285

Soruce : Assitant Director of Fisheries, Nagercoil

**13. HANDLOOM****13.1 NO. OF FOCAL CENTRES AND LOCATION DETAILS**

Year:2020-21

Sl.No	Name of the Block	Name and Location of the Focal Centres
1	2	3
1	Agastheeswaram	Marungoor
2	Rajakkamangalam	Vadasery, Krishnankoil, Paramarthalingapuram
3	Thuckalay	Eraniel, Palliyadi
4	Thiruvattar	Chengodi Thiruvattar
5	Kurunthancode	Colachel Iumbili, Kurunthancode, Vellichanthai, Thingal Nager (Thalakkulam), Maanguli Manavalakurichi.
6	Killiyoor	Midalam, Mullanginavilai, Nattalam, Paloor, Vencode, Vizhunthayambalam, Arasakulam, Kalladai, Pootteti, Keezhkulam, Theruvukadai, Unnamalaikadai, Kannanvilai, Karungal, Mankarai
7	Munchirai	Mangcadu, Nadaikavu, Vavarai, Painkulam Amsi, Thengapattanam, Thottavaram, Munchirai

Source: Assistant Director, Handloom, Nagercoil.

**13.2 NO. OF SOCIETIES & VARIETY WISE PRODUCTION**

Year:2020-21

No.of .Societies	Cotton		Silk		Mixture of Art silk & Cotton		Polycotton	
	Length in Meter	Value (Rs.in lakhs)	Length in Meter	Value (Rs.in '000')	Length in Meter	Value (Rs.in '000')	Length in Meter (in lakhs)	Value (Rs.in lakhs)
1	2	3	4	5	6	7	8	9
40	16.916	1165.62	0	0	0	0	23.411	986.64

Source: Assistant Director, Handloom, Nagercoil.

**13.3 NO.OF POWERLOOMS & EMPLOYEES WORKING**

Year:2020-21

No.of Powerlooms	No. of Employees working
<b>1</b>	<b>2</b>
<b>15</b>	<b>20</b>

Source: Assistant Director, Handloom, Nagercoil

**13.4 NO. OF FAMILIES ENGAGED**

Year:2020-21

Sl.No	Name of the Block/Municipality/Corporation	No. of members engaged in	
		Handlooms	Power looms
<b>1</b>	Padmanabhapuram	563	-
<b>2</b>	Killiyoor	1278	-
<b>3</b>	Kurunthencode	461	-
<b>4</b>	Munchirai	332	-
<b>5</b>	Thovalai	30	-
<b>6</b>	Rajakkamangalam	6	-
<b>7</b>	Thiruvattar	25	-
<b>8</b>	Colachel Municipality	101	-
<b>9</b>	Nagercoil Corporation	2119	15
	<b>Total</b>	<b>4915</b>	<b>15</b>

Source: Assistant Director, Handloom, Nagercoil



## 14. HANDICRAFTS

### 14.1 NAME AND ADDRESS OF HANDICRAFTS

**Year:2020-21**

Sl.No	Name of the Block/Municipality/Corporation	Name of the Handicrafts
1	2	3
1	Agastheeswaram	Natural Fiber like a) Banana Fibre b) Water Hyacinth c) Sisal fiber, d) Reed mat, e) Talipot fiber, f) Palm Leaf, Sea shell, Water Hyacinth, Sisal fiber, Wood carving, Hand Embroidery, Coconut shell/Husk, Reed mat, Talipot fibre, Stone Carving, Screw Pine
2	Rajakkamagalam	Sea Shell, Kora grass, Footmat
3	Thovalai	Wood carving, Flower garlands, Kora grass mat Weaving, Music Instruments, Leather Puppet making
4	Kurunthancode	Hand Embroidary, Natural Fibre, Palm leaf
5	Thuckalay	Wood Craft, Lace and Hand Embroidery, Banana Fiber, Terracotta / Pottery
6	Thiruvattar	Natural Fibre, Hand Embroidery, Stone Carving
7	Melpuram	Palm leaf, Natural Fibre, Wood carving, Hand Embroidery
8	Munchirai	Hand Embroidery, Jute Craft
9	Killiyoor	Lace and Hand Embroidery, Palm leaf, Coconut shell
10	Nagercoil Corporation	Temple jewellery, Imitation Jewellery, Wood Craft, Bronze icons, Bell metal, Pottery, Stucco work, Lace and Hand Embroidery, Motif, Lacquerware, Fur dolls.
11	Padmanabhapuram Municipality	Hand Embroidery, Wood Craft, Palm leaf, Banana Fiber
12	Colachel Municipality	Coconut shell, Hand Embroidery, Natural Fibre, Palm leaf
13	Kuzhithurai Municipality	Pottery, Lace and Hand Embroidery, Natural Fibre, Palm leaf

Source : Assistant Director of Handicrafts, Nagercoil

**14.2 ARTICLES AVAILABLE IN HANDICRAFTS****Year:2020-21**

<b>Sl.No</b>	<b>Name of the Handicrafts</b>	<b>Articles available in the Handicrafts</b>
<b>1</b>	<b>2</b>	<b>3</b>
<b>1</b>	Natural fibre	Basket, Table mats, Lamp shades, Bags, Coaster Folders, Dolls, Wall hangings, Pen holders, Flower bouquet.
<b>2</b>	Sea shell	Mirrors, Show pieces, Flower vase, door curtains, Birds and Animal Figures etc.
<b>3</b>	Pillow Lace and Hand Embroidery	Sarees, Dress materials, sofa cover, bed cover, cushion cover, pillow cover, Hand kerchief, Jewellery box, Pouch etc.
<b>4</b>	Palm leaf	Caps, Bags, Boxes, Toys, trays, Mats, Baskets, Coasters, Spoons, Jars,etc.
<b>5</b>	Coconut Shell	Jewellery,Jewel box,Fancy items, Flower vases etc.
<b>6</b>	Temple Jewelry	Dance ornaments, temple jewels, Bharathanatyam jewellery etc.
<b>7</b>	Pottery	Flower pots, figures, utensils, fancy and decorative items
<b>8</b>	Reed Mat	Mat painting, Mat weaving, file making etc.
<b>9</b>	Terracotta	Birds, Animals, chimes, decorative / utility items
<b>10</b>	Stone Carving	Idols of deities, door, decorative items
<b>11</b>	Imitation Jewellery	Bangles, Ear rings, Necklace, Chains
<b>12</b>	Fur Dolls / Toys	Play toys, Fancy lady bags, Purse

Source : Assistant Director of Handicrafts, Nagercoil

**14.3 VALUE OF ARTICLES PRODUCED****Year:2020-21**

<b>Sl.No</b>	<b>Name of the Handicraft</b>	<b>Value of the articles produced (in lakh)</b>	<b>Sold Production Capacity (in Rs.Lakhs)</b>
<b>1</b>	<b>2</b>	<b>3</b>	<b>4</b>
<b>1</b>	Natural fibre	10	25.00
<b>2</b>	Stone carving	40	920.00
<b>3</b>	Imitation Jewellery	06	92.00
<b>4</b>	Sea shell	08	123.00
<b>5</b>	Hand Embroidery	12	250.00
<b>6</b>	Palm leaf	02	11.50
<b>7</b>	Coconut shell / hooka	03	3.50
<b>8</b>	Temple Jewellery	60	850.00
<b>9</b>	Pottery / Terracotta	10	9.00
<b>10</b>	Wood craft	20	134.00
<b>11</b>	Reed Mat	02	12.00
<b>12</b>	Bronze castings	30	8.50
<b>Total</b>		<b>203</b>	<b>2438.50</b>

Source : Assistant Director of Handicrafts, Nagercoil

**14.4 NO. OF FAMILIES ENGAGED IN HANDICRAFTS****Year:2020-21**

<b>Sl.No</b>	<b>Name of the Block/Municipality/ Corporation</b>	<b>No.of the Handicrafts</b>	<b>No.of the Persons engaged</b>
<b>1</b>	Nagercoil Corporation	500	2350
<b>2</b>	Colachel Municipality	300	2000
<b>3</b>	Kuzhithurai Municipality	460	1550
<b>4</b>	Padmanabhapuram Municipality	480	1800
<b>5</b>	Agastheeswaram	3900	10150
<b>6</b>	Thovalai	360	1050
<b>7</b>	Thuckalay	710	2125
<b>8</b>	Thiruvattar	1050	2920
<b>Total</b>		<b>7760</b>	<b>23945</b>

Source : Assistant Director of Handicrafts, Nagercoil

**15. HEALTH & FAMILY WELFARE****15.1 HOSPITALS, DISPENSARIES BED STRENGTH, DOCTORS AND NURSES**

Year: 2020-21

Classification	Modern medicine	Indian medicine					Homeopathy	Grand Total
		Ayur Vedic	Siddha	Unani	Ayurvedic Siddha Unani Combined/ Ypga and Naturopathy	Total		
1	2	3	4	5	6	7	8	9
1. Hospitals	9	2	9	-	4	15	2	26
2. Dispensaries		3	2			5		5
3. Primary Health Centers	39	4	25	2	1	32	3	74
4. Urban PHC	8	-	1	-	-	1	-	9
5. ESI/Dispensaries	8	-	-	-				8
6. Health Sub Centers	307	-	-	-				307
7. Bed Strength	2284	-	-	-		46	-	2284
8. No. Of Doctors	454	2	8	-	1	53	5	466
9. Number of Nurses	777	-		-		-	-	777

Source: 1. Deputy Director of Health Services, Nagercoil.

2. Joint Director of Health Services, Nagercoil.

3. District Medical Officer(Siddha) Nagercoil.

4. Dean, Medical College Hospital, Aasaripallam

5. District Medical College Hospital (Ayurvedha)

**15.2 NO.OF ALLIED PATHOLOGICAL UNITS AVAILABLE****Year:2020-21**

<b>Sl.No</b>	<b>Name of the Hospital</b>	<b>No. of Pathological Units</b>
<b>1</b>	<b>2</b>	<b>3</b>
<b>1</b>	Thovalai, G.H., Bhoothapandy	Nil
<b>2</b>	Thuckalay, G.H., Padmanabhapuram	Nil
<b>3</b>	Kurunthencode, G.H., Colachel	Nil
<b>4</b>	Thiruvattar, G.H., Kulasekaram	Nil
<b>5</b>	Killiyoor, G.H., Kuzhithurai	Nil
<b>6</b>	Melpuram, G.H., Arumanai	Nil
<b>7</b>	Govt. Medical college hospital Asaripallam	1

Source: Joint Director of Health Services, Nagercoil  
 Dean, Government Medical College Hospital, Asaripallam.

**15.3 DISEASE WISE PATIENTS TREATED****Year:2020-21**

Sl.No	Name of the Disease	No. of patients treated
		Modern Medicine
1	Diabetis	67206
2	Hyper Tension	98341
3	Stroke	80
4	Acute Heart Disease	202
5	Epilepsy	2295
6	Poisoning	171
7	Dog Bite	7233
8	Snake Bite	78
9	Celluitis	1236
10	Gastritis	12408
11	Vomitting	1853
12	Filarial Leg	133
13	Migraine	3798
14	Myalgia	18263
15	AGE	1723
16	ADD	2017
17	Viral Fever/ Enderic Fever	7082
18	LRI	5436
19	Giddiness	4029
20	Vertigo	1202
21	Chestpain	265
22	URI	6530
23	OA	5047
24	BA	11212
25	UTI	23651
26	PID	1128
27	DUB	176
28	Oligohydrominkos	522
29	Hyperemesis	612
30	Prelscs	828
31	ANC / PNC	1869
32	Anemia	648
33	APD	612
34	COPD	702
35	DM/ANC	135
36	Bronchitis	675
37	Epilepsy	1536
38	Renalcalculi	783

**15.3 DISEASE WISE PATIENTS TREATED (Cont...)****Year:2020-21**

Sl.No	Name of the Disease	No. of patients treated
		Indian Medicine
39	PUO	558
40	Pharyngitis	261
41	HIV	216
42	ECZEMA	459
43	TB / Bronchial Asthma	362
44	RTI	1260
45	Unknown Bite	477
46	Pneumonia	207
47	Injuries	4248
48	Fracture	108
49	Dental Caries	7380
50	Periodontitis	3978
51	Gingivitis	5292
52	Conjunctivities (Bact)	396
53	Viral Conjunctivitis	79
54	Cataract / Ophthalmic	269
55	Subconjunctival Hemorrhage	342
56	Squint	-
57	Lacrymal Adenitis	-
58	Stye	190
59	Hord Internum	246
60	Chalazion	193
61	Allergic Conjunctivitis	675
62	Depression	493
63	Qacute Pschycosis	54
64	Bi Polar Disorder	39
65	Scizophrenia	372
66	Alcohol Drug Abuse	369
67	Mental Retardation	73
68	Neurosis	497
69	Suicide Related Disease	24
70	Ulcer Foot	657

Source: Joint Director of Health Services, Nagercoil.



**15.3 DISEASE WISE PATIENTS TREATED IN GOVERNMENT MEDICAL COLLEGE, ASARIPALLAM AND PRIMARY HEALTH CENTRES (Cont...)**

**Year:2020-21**

<b>Sl.No</b>	<b>Speciality</b>	<b>OP</b>	<b>IP</b>
<b>1</b>	Cancer	1120	412
<b>2</b>	Psychiatric Diseases	11302	112
<b>3</b>	TB	18515	315
<b>4</b>	Heart Diseases	75675	895
<b>5</b>	Diabetic And Allied	35615	619
<b>6</b>	Neurology Related	10232	322
<b>7</b>	Medicine & Allied	35532	25672
<b>8</b>	Surgery & Allied	94392	9790
<b>9</b>	Orthopaedic & Allied	35672	792
<b>10</b>	Obste. & Gynae.	23664	7673
<b>11</b>	Paediatrics	20112	1325
<b>12</b>	Eye	15752	675
<b>13</b>	Ent Related Diseases	12162	767
<b>14</b>	Skin Diseases	26473	99
<b>15</b>	Physiotherapy	4328	0
<b>16</b>	Others (PHC)	1641457	24261
	<b>Total</b>	<b>2062003</b>	<b>73729</b>

Source: 1. Deputy Director of Health Services, Nagercoil.  
2. Dean, Medical College Hospital, Aasaripallam

**15.4 DISTRIBUTION OF MEDICAL PERSONNEL**

Year:2020-21

No. of Doctors	No. of Nurses	No. of Technical persons	Mat.Assts.	Others (specify)
1	2	3	4	5
466	777	493	34	159

Source: Deputy Director of Health Services, Nagercoil

**15.5 PROGRESS OF FAMILY WELFARE PROGRAMMES**

Year:2020-21

Sl. No	Name of the Blocks & Municipalities	Sterilization		IUD		O.P Users		C.C Users	
		Targ et	Achive ment	Target	Achive ment	Targ et	Achiv ement	Targ et	Achi ve ment
1	Agasthees waram	750	666	470	331	250	27	380	83
2	Munchirai	960	749	650	461	350	64	480	144
3	Thovalai	630	556	400	415	228	69	360	115
4	Melpuram	790	731	550	443	228	57	360	93
5	Killiyoor	860	754	500	436	244	57	360	77
6	Thuckalay	840	873	580	480	264	67	420	73
7	Thiruvattar	760	687	500	456	252	56	420	77
8	Kurunthencode	940	889	600	484	296	62	450	63
9	Rajakkamangalam	660	510	450	366	204	49	360	61
10	Nagercoil	1050	840	970	783	504	73	720	152
11	Padmanabapuram	120	91	110	75	60	25	64	40
12	Colachel	120	155	110	56	60	22	64	45
13	Kuzhithurai	120	96	110	64	60	25	64	40
<b>Total</b>		<b>8600</b>	<b>7597</b>	<b>6000</b>	<b>4850</b>	<b>3000</b>	<b>653</b>	<b>4502</b>	<b>1073</b>

Source: Deputy Director of Health Services, Nagercoil

## 16. HOUSING

### 16.1 PLANS SANCTIONED, BUILDINGS COMPLETED UNDER

#### PRIVATE SECTOR

Year:2020-21

Sl.No	Name of the Town Panchayats/Municipalities/Corporation	Room Unit Size	Private Sector
1	2	3	4
1	Nagercoil Corporation	-	361
2	Kuzhithurai Municipality	-	102
3	Town Panchayats (5)	-	639
<b>Total</b>		-	1102

Source: Deputy Director of Statistics, Nagercoil.

### 16.2 PLANS SANCTIONED, BUILDINGS COMPLETED UNDER

#### PUBLIC SECTOR

Year:2020-21

Sl.No.	Name of the Panchayat Union / Municipality/Corporation	Room Unit size	Public Sector
1	2	3	4
1	Agasteeswaram	-	36
2	Rajakkamangalam	-	53
3	Thovalai	-	21
4	Kurunthancode	-	26
5	Thuckalay	-	14
6	Thiruvattar	-	24
7	Killiyoor	-	28
8	Munchirai	-	38
9	Melpuram	-	31
10	Nagercoil Corporation	-	11
11	Padmanabhapuram Municipality	-	2
12	PWD	-	10
13	Fisheries	-	9
14	Tamil Nadu Slum Clearance Board	-	80
<b>Total</b>		-	383

Source: Deputy Director of Statistics, Nagercoil

**16.3 AMOUNT INVESTED IN HOUSING AND BUILDING ACTIVITY  
UNDER PUBLIC SECTOR**

Year:2020-21

Residential (Rs.in 'Lakhs')	Percentage to total	Non- Residential (Rs.in 'Lakhs')	Percentage to total	Total (Rs. in 'Lakhs)
1	2	3	4	5
2260.67	60	1507.11	40	3767.79

Source: Deputy Director of Statistics, Nagercoil

**16.4 CONSTRUCTION ACTIVITY OF TAMIL NADU HOUSING BOARD**

Year:2020-21

Name of the Block	Name of the Scheme	Number
1	2	3
1	NIL	-

**16.5 CONSTRUCTION ACTIVITY OF TAMILNADU SLUM CLEARANCE BOARD**

Year:2020-21

Item	Name of the Block	Achievement LIG Houses under HFA – PMAY - AHP
1	2	3
Number of Teenments sanctioned for construction	Thovalai- (Kumarapuram288, Easanthimangalam-64)	352
Number of Tenements constructed (Completed)	-	-
Under Construction	-	352
Amount sanctioned (Rs.in lakhs)	-	3547.00
Amount spent (Rs.in lakhs)	-	39.28
Number of tenements occupied	-	-
Rent received (Rs.in lakhs)	-	-

Source : Excutive Engineer, Tamil Nadu Slum Clearance Board, Tirunelveli Division

**16.5 CONSTRUCTION ACTIVITY OF TAMIL NADU SLUM CLEARANCE  
BOARD (Cont..)**

Item	Name of the Block	Achievement under PMAY HFA (Beneficiary Led Construction)
1	2	3
Total Number of units approved during the year 2019-20 under PMAY HFA (Beneficiary Led Construction)	-	1818
Houses Completed under PMAY HFA(Beneficiary Led Construction) during the year 2019-20	-	76
Amount sanctioned (Rs.in lakhs)	-	3817.80
Amount spent (Rs.in lakhs)	-	850.10
Number of houses occupied	-	76

Source : Excutive Engineer, Tamil Nadu Slum Clearance Board, Tirunelveli Division

**16.6 CONSTRUCTION ACTIVITY OF TAMIL NADU POLICE HOUSING CORPORATION LIMITED**

**Year:2020-21**

<b>Sl. No</b>	<b>Name of the Scheme</b>	<b>Number</b>
1	Construction of 8 Numbers INS Quarters with development works at Ganesapuram Police quarters at Kottar in Kanniyakumari District.	8
2	Construction of 2 Numbers SI and 12 Numbers PC/HC Quarters with development works at Asaripallam in Kanniyakumari District	14
3	Construction of Barracks for Police personnel with development works at Kollencode check post in Kanniyakumari District	1
4	Construction of Fire & Rescue service station building with development works at Colachel in Kanniyakumari District	1
5	Construction of Fire & Rescue service station building with development works at Kuzhithurai in Kanniyakumari District	1

Source: Executive Engineer, Tamil Nadu Police Housing Corporation, Tirunelveli.

**16.7 BUILDING CONSTRUCTION COST INDEX IN URBAN CENTRES**

**BASE YEAR (1999-2000)**

**Year: 2020-21**

<b>Sl. No</b>	<b>District Urban Centre</b>	<b>Building Index Building materials</b>	<b>Construction cost for building Labour</b>	<b>Other Charges</b>	<b>Building cost Index</b>
1	Nagercoil	322.61	574.25	418.17	429.74

Source: Department of Economics and Statistics, Chennai

**16.8 LABOUR CHARGES OF CONSTRUCTION WORKERS**

**Year:2020-21**

<b>Charges of Male Construction Workers</b>	<b>Charges of Female Construction Workers</b>	<b>Unskilled labour</b>	
		<b>Male</b>	<b>Female</b>
<b>Rs.800/-</b>	<b>=</b>	<b>Rs.650/-</b>	<b>Rs.650/-</b>

Source: Deputy Director of Statistics, Nagercoil

**17. INDUSTRIES**  
**17.1 RESULTS OF ANNUAL SURVEY OF INDUSTRIES -2018-19**

Sl. No	Description	Units	District	Tamil Nadu
1	No. of Factories	In no's	723	38112
2	No. of Factories in Operation	In no's	625	31709
<b>A</b>	<b>Average no of Person engaged</b>	In no's	24451	2582675
	1. Workers	In no's	21940	2150700
	1.1 Directly Employed	In no's	21135	1732396
	1.1.1 Men	In no's	6227	1027937
	1.1.2 Women	In no's	14908	704459
	1.1.3 Children	In no's	0	0
	1.1.4 Employed through Contractors	In no's	806	418303
	2. Employees other than Worker	In no's	2216	422466
	2.1 Supervisory & Managerial Staff	In no's	1443	189681
	2.2 Other employees	In no's	773	232785
	3. Unpaid family members/Proprietor, etc...		294	9509
<b>B</b>	<b>Man-days employed, Total</b>	In '000'	6547	779754
<b>C</b>	<b>Wages &amp; Salaries, Employer's Contribution</b>	Rs.In Crores	277	74649
	1. Wages& Salaries including Bonus	Rs.In Crores	239	64320
	1.1 Wages and Salaries	Rs.In Crores	219	60720
	1.1.1 Workers (Wages & Salaries)	Rs.In Crores	174	33493
	1.1.2 Supervisory & Managerial Staff	Rs.In Crores	33	19841
	1.1.3 Other Employees	Rs.In Crores	12	7386
	1.2 Bonus to all Staff	Rs.In Crores	20	3600
	2. Employer's Contribution, etc...	Rs.In Crores	38	10329
3	Fixed Capital	Rs.In Crores	800	284942
4	Physical Working Capital	Rs.In Crores	303	142706
5	Working Capital	Rs.In Crores	200	109327
6	Invested Capital	Rs.In Crores	1103	427647
7	Gross Value of Addition to Fixed Capital	Rs.In Crores	23	45414
8	Rent Paid to Fixed Capital	Rs.In Crores	2	258
9	Outstanding Loan	Rs.In Crores	345	110004
10	Interest Paid	Rs.In Crores	34	16921
11	Rent Received	Rs.In Crores	3	22
12	Interest Received	Rs.In Crores	6	3601
13	Gross Value of Plant and Machinery	Rs.In Crores	526	269886
14	Value of Products & By Products	Rs.In Crores	3148	811384
15	Total Value of Output	Rs.In Crores	3636	933547
16	Fuels Consumed	Rs.In Crores	135	30061
17	Materials Consumed	Rs.In Crores	2200	540431
18	Total Input	Rs.In Crores	2892	752413

19	Gross Value Added	Rs.In Crores	744	181134
20	Depreciation	Rs.In Crores	78	28874
21	Net Value Added	Rs.In Crores	666	152260
22	Net Fixed Capital Formation (NFCF)	Rs.In Crores	-59	4467
23	Gross Fixed Capital Formation (GFCF)	Rs.In Crores	19	33341
24	Addition in Stock Of	Rs.In Crores	-13	15683
	1) Materials, Fuels, etc...	Rs.In Crores	-2	6301
	2) Semi-Finished Goods	Rs.In Crores	0	2245
	3) Finished Goods	Rs.In Crores	-12	7137
25	Gross Capital Formation	Rs.In Crores	6	49024
26	Net Income	Rs.In Crores	630	135081
27	Profit	Rs.InCrores	354	60432

Source: Department of Economics and Statistics  
Annual Survey of Industries Result 2018-19.

**17.2. ESTIMATES OF OUTPUT AND VALUE ADDED BY  
MANUFACTURE  
BASED ON ANNUAL SURVEY OF INDUSTRIES -2018-19**

Index Code Number	Description of the Index Code	All Employees	Value of Output Rs.in. Lakhs	Value Added		
				Gross Value Added	Depreciation	Net Value Added
8	Other Mining and Quarrying	13	5	3	2	1
10	Manufacture of Food Products	13318	55672	13184	638	12546
11	Manufacture of Beverages	21	645	240	15	225
12	Manufacture of Tobacco Products	217	175	109	11	98
13	Manufacture of Textiles	2389	45605	15910	2312	13598
16	Manufacture of Wood and Products of Wood and Core, except Furniture	98	948	502	18	484
17	Manufacture of Paper and Paper Products	32	43	12	2	10
18	Printing and Reproduction of Recorded Media	245	2139	1321	39	1282
20	Manufacture of Chemicals and Chemical Products	12	141	15	4	11
21	Pharmaceuticals Medical Chemical and Botanical Products	102	809	232	29	203
22	Manufacture of Rubber and Plastic Products	5092	99061	42877	2912	39965
23	Manufacture of Other Non-Metallic Mineral Products	486	6666	4852	179	4673
25	Manufacture of Fabricated metal Products, except machinery and equipment	216	1417	883	51	832
26	Computer, Electronic and Optical Products	93	605	73	1	72
27	Manufacture of Electrical equipment	163	1230	182	25	157
28	Machinery and Equipment N.E.C.	92	4813	148	223	-75
30	Other Transport Equipment	0	0	0	0	0
31	Manufacture & Furniture	81	1991	352	12	340
32	Other Manufacturing	93	119201	-4595	11	-4606
35	Electricity, Gas, Steam and Air Conditioning Supply	12	660	485	24	461
36	Water Collection, Treatment and Supply	26	256	93	18	75
45	Wholesale and retail trade and repair of Motor Vehicles and Motor Cycles	1593	19673	-2915	1192	-4107
82	Office Administrative, Office Support and Other Business Support Activities	57	1859	429	79	350
	<b>Total</b>	<b>24451</b>	<b>363614</b>	<b>74392</b>	<b>7797</b>	<b>66595</b>

Source: Department of Economics and Statistics, Annual Survey of Industries Result 2018-19



### **17.3 INDUSTRIAL PRODUCTION -2018-19**

Index Code Number	Description of the Index Code	Factories		Invested Capital (in lakhs)
		Total No. of Factories	No. of Factories in Operation	
8	Other Mining and Quarrying	3	3	16
10	Manufacture of Food Products	477	400	18946
11	Manufacture of Beverages	4	4	138
12	Manufacture of Tobacco Products	5	5	217
13	Manufacture of Textiles	73	68	22388
16	Manufacture of Wood and Products of Wood and Core, except Furniture	8	8	1649
17	Manufacture of Paper and Paper Products	4	4	60
18	Printing and Reproduction of Recorded Media	14	14	676
20	Manufacture of Chemicals and Chemical Products	3	3	31
21	Pharmaceuticals Medical Chemical and Botanical Products	3	3	346
22	Manufacture of Rubber and Plastic Products	35	27	36486
23	Manufacture of Other Non-Metallic Mineral Products	20	20	2478
25	Manufacture of Fabricated metal Products, except machinery and equipment	11	11	1019
26	Computer, Electronic and Optical Products	3	3	88
27	Manufacture of Electrical equipment	5	5	474
28	Machinery and Equipment N.E.C.	1	1	2504
30	Other Transport Equipment	1	1	5
31	Manufacture & Furniture	5	5	1743
32	Other Manufacturing	2	2	1266
35	Electricity, Gas, Steam and Air Conditioning Supply	1	1	11202
36	Water Collection, Treatment and Supply	1	1	181
45	Wholesale and retail trade and repair of Motor Vehicles and Motor Cycles	43	35	7394
82	Office Administrative, Office Support and Other Business Support Activities	1	1	1042
	<b>Total</b>	<b>723</b>	<b>625</b>	<b>110349</b>

Source: Department of Economics and Statistics  
Annual Survey of Industries Result 2018-19.

**17.4 PRODUCTION AND VALUE OF MAJOR MINERALS****Year: 2020-21**

Name of the Mineral	Quantity (in tonnes)	Value (Rs)
2	3	4
Raw and (Garnet and associated) minerals	763000	23649142

Source: Assistant Director of Geology and Mining, Nagercoil

**17.5 PRODUCTION OF HANDLOOM CLOTH****Year: 2020-21**

Sl.No	Variety of Cloth	Production (Mts) (In Lakhs)	Value (in Lakhs))
1	Dhothy	14.968	1072.77
2	Bedsheet	0.447	32.15
3	Towel	1.447	57.13
5	FDS Dhothy	23.411	986.64
4	Other	0.05	3.43
	<b>Total</b>	<b>40.323</b>	<b>2152.12</b>

Source: Assistant Director of Handloom, Nagercoil.

**17.6 MICRO, SMALL, MEDIUM ENTERPRISES****Year: 2020-21{upto JUNE 2020}**

SL.NO	Industry Group Description (as per NIC 2008)	Division as per NIC 2008	No.of Units	Investment (Plant & Machinery) (in lakhs)	Employment
1	Agriculture, forestry and fishing	01 to 03	39	373	136
2	Mining and quarrying	05 to 09	17	264	92
3	Mfg. of food products and beverages	10 to 11	281	4126	3238
4	Mfg. of tobacco products	12	0	0	0
5	Mfg. of textiles	13	55	540	341
6	Mfg. of wearing apparel	14	94	284	181
7	Mfg. of leather and related products	15	13	142	66

8	Mfg. of wood and products of wood	16	30	565	144
9	Mfg. of paper, paper products	17	9	97	39
10	Printing reproduction of recorded media	18	21	226	84
11	Mfg. of coke petroleum products	19	3	20	9
12	Mfg. of chemicals, chemical products	20	26	225	118
13	Mfg. of pharmaceuticals medicinal chemical	21	20	202	91
14	Mfg. of rubber, plastic products	22	26	846	181
15	Mfg. of other nonmetallic products	23	29	552	218
16	Mfg. of basic metals	24	13	176	94
17	Mfg. of fabricated metal products	25	31	416	216
18	Mfg. of computer electronic optical products	26	16	87	43

**17.6 MICRO, SMALL, MEDIUM ENTERPRISES (Cont..)**

SL.NO	Industry Group Description (as per NIC 2008)	Division as per NIC 2008	No.of Units registerd	Investment (Plant & Machinery) (in lakhs)	Employment ( in nos)
19	Mfg. of electrical equipment	27	22	298	145
20	Mfg. of machinery, equipment N.E.C	28	12	246	68
21	Mfg. of motor vehicles trailers	29	11	98	51
22	Mfg. of other transport equipment	30	1	5	4
23	Mfg. of furniture	31	45	506	160
24	Other manufacturing	32	78	2507	422
25	Repair, installation of machinery and equipment	33	37	272	244
26	Electricity gas steam supply	35	7	103	46
27	Water supply, sewerage, Waste management	36 to 39	9	91	44
28	Construction of buildings	41 to 43	104	1039	691

29	Wholesale, retail trade repair of motor vehicles	45 to 47	0	0	0
30	Transportation and storage	49 to 53	366	2554	702
31	Accommodation and food service activities	55 & 56	168	1158	652
32	Information and communication	28 to 63	171	968	571
33	Financial and insurance activities	64 to 66	23	152	101
34	Real estate activities	68	6	75	29

**17.6 MICRO, SMALL, MEDIUM ENTERPRISES (Cont..)**

SL.NO	Industry Group Description (as per NIC 2008)	Division (as per NIC 2008)	No.of Units	Investment (Plant & Machinery) (in lakhs)	Employment
35	Professional, scientific and technical activities	69 to 75	123	2699	1248
36	Administration and support services	77 to 82	147	1377	711
37	Public administration, compulsory social	84	0	0	0
38	Education	85	31	739	198
39	Human health activities, Social work activities	86 to 88	43	840	327
40	Arts, entertainment recreation	90 to 93	25	179	118
41	Other service activities	94 to 96	155	1247	468
42	Activities households as employs; undifferentiated	97 & 98	0	0	0
43	Activities of extraterritorial organizations and bodies	99	0	0	0
	<b>Total</b>		2307	26294	12291

Source: General Manager, Dist. Industrial Centre, Nagercoil-4

**17.6 a Total No of UAM/UDYAM filed units 2020-21**

	Micro	Small	Medium	Total
<b>Manufacturing</b>	3999	167	10	4176
<b>Service</b>	6240	285	10	6535
<b>Total</b>	<b>10239</b>	<b>452</b>	<b>20</b>	<b>10711</b>

**17.7 KHADI AND VILLAGE INDUSTRIES**

Year: 2020-21

Sl.No	Industry	Production (Rs. in lakhs)	Sales (Rupees in lakhs)	Employments	Earnings (salary) (Rs. in lakhs)
<b>I.Khadi</b>					
1	Khadi production	49.53	0.00	41	14.13
2	Other production	0.00	0.00	0	0.00
3	Khadi sales	0.00	92.83	0	0.00
<b>Total</b>		<b>49.53</b>	<b>92.83</b>	<b>41</b>	<b>14.13</b>
<b>II. Village Industries</b>					
1	Soap Industry	0	167.83	-	-
2	Leather Industry	12.63	102.69	2	2.30
3	Honey packing	102.69	102.69	2	2.40
4	Village Industries	0	0.47	0	0.00
5	Co-op Societies	631.00	924.20	40	63.24
<b>Total</b>		<b>746.32</b>	<b>1297.88</b>	<b>44</b>	<b>67.94</b>
<b>Grand Total</b>		<b>785.21</b>	<b>1390.71</b>	<b>85</b>	<b>82.07</b>

Source :Assistant Director, Khadi and Village Industries, Nagercoil.

**17.8 NO. OF PRINTING PRESSES FILED UAM/UDAYAM****Year: 2020-21**

<b>Sl.No</b>	<b>Name of the Blocks/ Municipalities/Corporation</b>	<b>Number</b>
<b>1</b>	Agastheeswaram	<b>0</b>
<b>2</b>	Killiyoor	<b>1</b>
<b>3</b>	Kurunthancode	<b>0</b>
<b>4</b>	Melpuram	<b>1</b>
<b>5</b>	Munchirai	<b>1</b>
<b>6</b>	Rajakkamangalam	<b>0</b>
<b>7</b>	Thiruvattar	<b>1</b>
<b>8</b>	Thovalai	<b>0</b>
<b>9</b>	Thuckalay	<b>0</b>
<b>10</b>	Nagercoil Corporation	<b>1</b>
<b>11</b>	Padmanabhapuram Municipality	<b>0</b>
<b>12</b>	Kuzhithurai Municipality	<b>2</b>
<b>13</b>	Colachel Municipality	<b>0</b>

Source: General Manager, District Industrial Centre, Nagercoil-4

**17.9 NO. OF PHOTOCOPY (XEROX) CENTRES FILED UAM/UDAYAM****Year: 2020-21**

<b>Sl.No</b>	<b>Name of the Block / Municipality /Corporation</b>	<b>NO. OF Xerox centers</b>
<b>1</b>	Agastheeswaram	<b>4</b>
<b>2</b>	Killiyoor	<b>0</b>
<b>3</b>	Kurunthancode	<b>1</b>
<b>4</b>	Melpuram	<b>0</b>
<b>5</b>	Munchirai	<b>1</b>
<b>6</b>	Rajakkamangalam	<b>2</b>
<b>7</b>	Thiruvattar	<b>3</b>
<b>8</b>	Thovalai	<b>4</b>
<b>9</b>	Thuckalay	<b>1</b>
<b>10</b>	Nagercoil Corporation	<b>5</b>
<b>11</b>	Padmanabhapuram Municipality	<b>2</b>
<b>12</b>	Kuzhithurai Municipality	<b>0</b>
<b>13</b>	Colachel Municipality	<b>0</b>

Source : General Manager, District Industrial Centre, Nagercoil-4

**18. FACTORIES****18.1 REGISTERED AND WORKING FACTORIES****Year: 2020-21**

Sl.No	Item	Numbers
1	Factories on the Register at the beginning of the year	867
2	Factories added during the year	28
3	Factories removed during the year	1
4	Factories on the register at the end of the year	894
5	Number of working factories	460
6	Number of workers (working factories)	24524
7	Number not working (Default) Factory	434
8	Number of workers (Default factories)	16410

Source: Deputy Director, Industrial Safety and Health, Tirunelveli.

**18.2 EMPLOYMENT IN WORKING FACTORIES****Year: 2020-21**

Sl.No	Private Sector	No of Factories	Number of Workers
	Item		
1	2	3	4
1	Processing of Fish	3	117
2	Processing of Milk	2	75
3	Floor Milling	1	138
4	Rice Milling	3	43
5	Processing of Tea	-	-
6	Processing of Edible nuts	275	17815
7	Grinding of Spices	1	44
8	Spinning of Cotton Fibre	2	577
9	Manufacturing of other floor covering	1	48
10	Manufacturing of Nets	38	1470
11	Manufacturing of Garments	1	22
12	Saw Mill	4	76
13	Manufacturing of Veneer Sheets	6	75
14	Manufacturing of Papers	-	-
15	Manufacturing of Paper Boards	-	-
16	Manufacturing of Cartons	-	-



**18.2 EMPLOYMENT IN WORKING FACTORIES (Cont..)****Year: 2020-21**

Sl.No	Private Sector	No of Factories	Number of Workers
	Item		
17	News Paper & Printing	7	171
18	Manufacturing of Drugs	1	17
19	Manufacturing of Soaps	-	-
20	Manufacturing of Salts	-	-
21	Retreading of Tyres	1	12
22	Rubber Products	12	1202
23	Manufacturing of Poly Bags	-	-
24	Manufacturing of Bricks	3	39
25	Manufacturing of Building Materials	10	277
26	Manufacturing of Rubber wood& Chemical Plant	-	-
27	Manufacturing of Fabricated Structural Products	2	22
28	Manufacturing of Fabrication Stamping	-	-
29	Manufacturing of Stabilizer	-	-
30	Manufacturing of Other Electronic Components	4	141
31	Manufacturing of Coir & Brushes	3	53
32	Manufacturing of Generator for Electricity	-	-
33	Maintenance of repair of Motor vehicles	48	1403
34	Match Making	2	18
35	Chemical Product	1	17
36	Kitchen Equipments	-	-
37	Granite Processing	1	50
38	Engineering Works	5	97
39	Manufacturing of Plastic Products	2	117

Source: Deputy Director of Industrial Safety and Health –II, Tirunelveli-7

**18.3 UNIONS: INDUSTRIAL DISPUTES BY STRIKES AND LOCKOUTS  
AND GHERAOS**

**Year: 2020-21**

Sl.No	Items	Numbers
1	2	3
1	NIL	NIL

Source: 1. Assistant Commissioner of Labour, (Conciliation) Nagercoil  
2. Deputy Commissioner of Labourers, Tirunelveli.

**19. LOCAL BODIES**  
**19.1 MUNICIPAL BODIES AREA AND POPULATION BY GRADES**

Year: 2020-21

Sl.No	Classification of Municipal Bodies	Number	Area (Sq.Km.)	Population (In '000')
1	2	3	4	5
1	Corporations	1	24.27	225
2	Special Grade	Nil	Nil	Nil
3	Selection Grade	Nil	Nil	Nil
4	First Grade	Nil	Nil	Nil
5	Second Grade	3	16.8	66
6	Third Grade	Nil	Nil	Nil
7	Township Committee	Nil	Nil	Nil

Source: Census of India - 2011

**19.2 MUNICIPAL BODIES BY TALUKS**

Year: 2020-21

Sl.No	Taluk	Corporations	Grade of Municipal Councils					Township Committees	Total
			Special	Selection	First	Second	Third		
<b>1</b>	<b>2</b>	<b>3</b>	<b>4</b>	<b>5</b>	<b>6</b>	<b>7</b>	<b>8</b>	<b>9</b>	<b>10</b>
1	Agastheeswaram	1	-	-	-	-	-	-	1
2	Thovalai		-	-	-	-	-	-	-
3	Kalkulam		-	-	-	2	-	-	2
4	Vilavancode		-	-	-	1	-	-	1
5	Killiyoor		-	-	-	-	-	-	2
6	Thiruvattar		-	-	-	-	-	-	2
	<b>Total</b>	<b>1</b>	-	-	-	<b>3</b>	-	-	<b>4</b>

**19.3 PANCHAYAT UNIONS/VILLAGE PANCHAYATS/TOWN PANCHAYATS**

Year: 2020-21

Sl.No	Development Districts	Panchayat Union	Village Panchayats	Town Panchayats
1	3	4	5	6
1	Kanniyakumari	9	95	55

**19.4 REVENUE DIVISIONS, TALUKS, FIRKAS AND REVENUE VILLAGES**

Year: 2020-21

Sl.No	Revenue Divisions	Revenue Taluks	Revenue Firkas	Revenue Villages
1	2	3	4	5
	2	6	18	188

Source: Revenue Department

**19.5 TAX COLLECTED BY CORPORATION  
MUNICIPALITY,PANCHAYAT UNION, TOWN PANCHAYAT  
VILLAGE PANCHAYAT**

(in crores)

Year:2020-21

Item	Corporation	Municipalities	Panchayat Unions	Town Panchayats (in lakhs)	Village Panchayats
1	2	3	4	5	6
Property	32.03	3.92	-	1508.61	4.79
Professional	4.30	0.72	-	351.20	1.49
Non-tax/others	19.43	2.01	-	1168.69	3.98
Total	<b>55.76</b>	<b>6.65</b>	-	<b>3028.50</b>	<b>10.26</b>

Source: 1. Assistant Director, Panchayats/Town Panchayats.  
2. Commissioner, Corporation/Municipalities.  
3. All Panchayat Unions

**20.LABOUR AND EMPLOYMENT****20.1 NO. OF PERSONS REGISTERED DURING THE YEAR AND  
TOTAL NO. OF PERSONS WAITING UPTO THE END OF THE YEAR  
AS PER LIVE REGISTER**

Year:2020-21

Sl. No	Type of Employment Exchange	No. of Persons registered during the year 01.04.2020-31.03.2021	Total No. of persons waiting upto the end the year 31.03.2021
1	2	3	4
1	District Employment Office, Nagercoil	36083	206425

Source: Assistant Director, District Employment Office, Nagercoil

**20.2 NO. OF PLACEMENTS DURING THE YEAR**

Year:2020-21

Sl. No	Type of Employment Exchange	Placement during the year 2020-21 (April 2020-March2021)	Placement upto the year 2021 (March 2021)
1	2	3	3
1	District Employment Office, Nagercoil	205	22606

Source: District Employment Office, Nagercoil

**21.LEGAL SERVICES****21.1 JUDICIAL DIVISION AND ORIGINAL JURISDICTION**

Year:2020-21

Sl.No	Item	Number
1	2	3
1	Principal District Court and District Sessions Court	7
2	Chief Judicial Magistrate Court	1

Source: District Sessions Judge, Nagercoil

**21.2 RESULTS OF CIVIL AND REVENUE CASES IN THE COURTS OF ORIGINAL JURISDICTION CIVIL SUITS REGULAR**

Year:2020-21

Item	Number
Original Suit	1141

Source: District Sessions Judge, Nagercoil

**21.3 RESULTS OF CIVIL AND REVENUE CASES IN THE COURTS OF ORIGINAL JURISDICTION CIVIL SUITS REGULAR (Detailed)**

Year:2020-21

Item	Number
Original Suit	1141

**Court of Small Causes,**

Year:2020-21

Item	Number
NIL	NIL

**S.C Court of Small Causes,**

Year:2020-21

Item	Number
NIL	NIL

Source: District Sessions Judge, Nagercoil

**21.4 RESULTS OF CIVIL AND REVENUE CASES IN THE COURTS OF ORIGINAL JURISDICTION CIVIL SUITS/CRIMINAL REGULAR**

Year:2020-21

Item	Pending from the Last Year	Instituted during the year	Total for disposal	Disposed of	Pending during the year
Civil Unit	15179	6457	21636	4379	17257
Criminal Unit	15704	6461	22165	4591	17574

**21.5 NATURE OF FREE LEGAL SERVICE AVAILABLE AND  
NO. OF BENEFICIARIES,  
NO. OF CASES DISPOSED OFF IN LOK ADALAT DURING THE YEAR**

**Year:2020-21**

Nature of free legal service available	No. of Beneficiaries	No. of cases disposed off in Lok Adalat
Legal & Non Legal	659	291

Source : District Legal Service Authority, Nagercoil

**Details of above Particulars:**

Sl.No	Type of Lok Adalat	Taken Cases	Settled Cases	Amount
1	Court Pending Cases	922	121	3,48,11,919/-
2	Pre-Litigation Cases	3365	170	1,70,90,100/-

Source : District Legal Service Authority, Nagercoil

**21.6 NO. OF ADVOCATES PRACTICING IN COURTS**

**Year:2020-21**

Sl.No	Name of the Court	No.of Advocates Practicing
1	Bar Association, Nagercoil	1020
2	Bar Association, Boothapandi	152
3	Bar Association, Padmanabapuram	278
4	Bar Association, Eraniel	128
5	Bar Association, Kuzhithurai	450
	<b>Total</b>	2028

Source: District Sessions Judge, Nagercoil

## **22.LIBRARIES**

### **22.1. List of Head and Branch Libraries in the district all the details of Members, Books available and Readers.**

Year:2020-21

<b>Name of the Library</b>	<b>Members (Nos)</b>	<b>No.of Books available</b>	<b>Number of Readers</b>
District Central Library, Nagercoil	32005	114110	10502
Branch Library	70176	526360	55757
Village Library	146703	1041737	207943
Part time Library	1208	-	468
<b>Total</b>	<b>250092</b>	<b>1682207</b>	<b>274670</b>

Source: District Library Officer, Nagercoil

### **22.1 No of Periodicals available (Cont.)**

	<b>District Central Library</b>	<b>Branch Library</b>	<b>Village Library</b>	<b>Part time Library</b>	<b>Total</b>
Daily	-	-	-	-	-
Weekly	-	-	-	-	-
Bi-monthly	-	-	-	-	-
Monthly	-	-	-	-	-
Quarterly	-	-	-	-	-

Source: District Library Officer, Nagercoil

### **22.2 Number of Libraries in Government Building/Rental Building.**

Year:2020-21

<b>Libraries in Government Building (in Nos)</b>	<b>Rent free (in Nos)</b>	<b>Libraries in Rental Building (in Nos)</b>
46	89	NIL

Source: District Head Library Office, Nagercoil



**22.3 Number of Reading Rooms**

Year:2020-21

Sl.No	Name of the Block/Municipality/Corporation	Name and Place of Libraries	Number of Reading Room
1	Nagercoil Corporation	District Central Library, Vadasery, Nagercoil	1
<b>Branch Library</b>			
1	Thovalai Block	Branch Library, Aralvoimozhi	1
2	Agastheeswaram Block	Branch Library, Agastheeswaram	1
3	Agastheeswaram Block	Branch Library, Azhagappapuram	1
4	Agastheeswaram Block	Branch Library, Anjugramam	1
5	Agastheeswaram Block	Branch Library, Suchindram	1
6	Kurunthancode Block	Branch Library, Kallukuttam	1
7	Kurunthancode Block	Branch Library, Karankadu	1
8	Kurunthancode Block	Branch Library, Manavalakurichi	1
9	Kurunthancode Block	Branch Library, Manday Market	1
10	Kurunthancode Block	Branch Library, Ammandivilai	1
11	Kurunthancode Block	Branch Library, Kovillan vilai	1
12	Killiyoor Block	Branch Library, Killiyoor	1
13	Killiyoor Block	Branch Library, Midalakadu	1
14	Thuckalay Block	Branch Library, Padmanabhapuram	1
15	Melpuram Block	Branch Library, Edaicode	1
16	Melpuram Block	Branch Library, Arumanai	1
17	Munchirai Block	Branch Library, Villathurai	1
18	Munchirai Block	Branch Library, Painkulam	1
19	Munchirai Block	Branch Library, Kuzhithurai	1
20	Thiruvattar Block	Branch Library, Thirunanthikarai	1
21	Colachel Municipality	Branch Library, Colachel	1
<b>Village Library</b>			
1	Agastheeswaram Block	Village Library, Arumugapuram	1
2	"	" Myladi Puthoor	1
3	"	" Kannyakumari	1
4	"	" Kottaram	1
5	"	" Kovalam	1
6	"	" Pottalkulam	1
7	"	" Parappuvilai	1
8	"	" Swamythoppu	1
9	"	" Saravanatheri	1
10	"	" Nainaaputhoor	1
11	"	" Sukuparitherivilai	1
12	"	" Parappuvilai	1
13	"	" Chinnamuttom	1
14	"	" Thenthamaraikulam	1
15	"	" Pooviyoor	1
16	"	" Chanthaiyadi	1
17	"	" Vavathurai	1
18	"	" Therku Baghavathipuram	1

**22.3 Number of Reading Rooms (Cont...)**

Sl.No	Name of the Block	Name and Place of Libraries	Number of Reading Room
<b>Village Library</b>			
	<b>Kurunthancode Block</b>	<b>Village Library,</b>	
19	”	” Aalanchi	1
20	”	” Kadiyapattanam	1
21	”	” Konnakuzhivilai	1
22	”	” Kodimunai	1
23	”	” Kurunthencode	1
24	”	” Kurumbanai	1
25	”	” Kunnankadu	1
26	”	” Mela Kattimancode	1
27	”	” Mallancode	1
28	”	” Nettancode	1
29	”	” Peyankuzhi	1
30	”	” Konamkadu	1
31	”	” Punnaivilai	1
32	”	” Sahayanagar	1
33	”	” Saral	1
34	”	” Srikrishnapuram	1
35	”	” Vaaniyakudi	1
36	”	” Veerani	1
37	”	” Villukuri	1
38	”	” Mottavilai	1
39	”	” Paduvakarai	1
	<b>Rajakkamangalam Block</b>	<b>Village Library</b>	
40	”	” Alathankarai	1
41	”	” Ethamozhi	1
42	”	” Ganapathipuram	1
43	”	” Orumavilai	1
44	”	” Chadayal puthoor	1
45	”	” Kiramam	1
46	”	” Keela Puthalam	1
47	”	” Madathattuvilai	1
48	”	” Manakudi	1
49	”	” Maravankudiruppu	1
50	”	” Melatharavilai	1
51	”	” Pallam	1
52	”	” Puthanthurai	1
53	”	” Puthalam	1
54	”	” Thengamputhoor	1
55	”	” Vellichandai	1

**22.3 Number of Reading Rooms (Cont...)**

Sl.No	Name of the Block	Name and Place of Libraries	Number of Reading Room
<b>Village Library</b>			
	<b>Thuckalay Block</b>	<b>Village Library,</b>	
56	„	" Muthalakurichi	1
57	„	" Mullachan Vilai	1
58	„	" Thiruvithamcode	1
59	„	" Thikkanamcode	1
60	„	" Thodukulam	1
61	„	" Vayakkarai	1
62	„	" Semparuthivilai	1
63	„	" Vellicode	1
	<b>Killiyoor Block</b>	<b>Village Library,</b>	
64	„	" Appicode	1
65	„	" Edavilagam	1
66	„	" Elavuvilai	1
67	„	" Enayamputhenthurai	1
68	„	" Karungal	1
69	„	" Karavilai	1
70	„	" Kazhapparai	1
71	„	" Mathapuram	1
72	„	" Midalam	1
73	„	" Mullankinavilai	1
74	„	" Nalloor	1
75	„	" Paloor	1
76	„	" Parambuvilai	1
77	„	" Pothiyavilai	1
78	„	" Pootteti	1
79	„	" Thozhicode	1
80	„	" Vencode	1
81	„	" Vizhunthayampalam	1
82	„	" Thottathuvilai	1
	<b>Munchirai Block</b>	<b>Village Library,</b>	
83	„	" Madacheri	1
84	„	" Marayapuram	1
85	„	" Panavilai	1
86	„	" Vavarai	1

**22.3 Number of Reading Rooms (Cont...)**

Sl.No	Name of the Block	Name and Place of Libraries	Number of Reading Room
<b>Village Library</b>			
<b>87</b>	<b>Thiruvattar Block</b>	<b>Village Library,</b>	<b>1</b>
<b>88</b>	„	" Atoor	<b>1</b>
<b>89</b>	„	" Kulasekaram	<b>1</b>
<b>90</b>	„	" Ponmanai	<b>1</b>
	„	" Payanam	<b>1</b>
<b>91</b>	<b>Melpuram Block</b>	<b>Village Library,</b>	<b>1</b>
<b>92</b>	„	" Maalaicode	<b>1</b>
<b>93</b>	„	" Manchalumoodu	<b>1</b>
<b>94</b>	„	" Parakkuntu	<b>1</b>
<b>95</b>	„	" Pacode	<b>1</b>
<b>96</b>	„	" Palugal	<b>1</b>
<b>97</b>	„	" Thiruttuvapuram	<b>1</b>
	„	" Unnamalaikadai	<b>1</b>
<b>98</b>	<b>Thovalai Block</b>	<b>Village Library,</b>	<b>1</b>
<b>99</b>	„	" Ananthapadmanabapuram	<b>1</b>
<b>100</b>	„	" Chenbagaramanputhoor	<b>1</b>
<b>101</b>	„	" Thovalai	<b>1</b>
<b>102</b>	„	" Veeranarayanamangalam	<b>1</b>
	„	" Samathuvapuram	<b>1</b>
<b>103</b>	<b>Nagercoil Corporation</b>	<b>Village Library,</b>	<b>1</b>
<b>104</b>	„	" Kalainagar	<b>1</b>
<b>105</b>	„	" Melaperuvilai	<b>1</b>
<b>106</b>	„	" Peruvilai	<b>1</b>
<b>107</b>	„	" Municipality Park,Nagercoil	<b>1</b>
<b>108</b>	„	" Sarakkalvilai	<b>1</b>
<b>109</b>	„	" Christoher nager	<b>1</b>
	„	" Pudhukudiyiruppu	<b>1</b>
<b>Part time Library</b>			
<b>1</b>	<b>Agastheeswaram Block</b>	Kamarajmanimandapam	<b>1</b>
<b>2</b>	<b>Munchirai Block</b>	Samathuvapuram	<b>1</b>
<b>3</b>	<b>Kurunthencode Block</b>	Kalinkarajapuram	<b>1</b>
<b>4</b>	<b>Rajakkamangalam</b>	Reethapuram	<b>1</b>
		Pozhikkarai	<b>1</b>

Source: District Library Officer, Nagercoil

### 23. MINING AND QUARRYING

#### 23.1 No. Of Mining and Quarrying units in the District

Year:2020-21

Sl.No	Name of the mineral	Number of		Total	Remarks
		Mining	Quarrying		
1	Raw sand (Garnet and associated mineral)	9	-	9	2 mining lease under Operation
2	Rough stone	-	14	14	6 quarry under Operation
3	Earth / Gravel	-	1	1	Non Operation
4	Granite	-	3	3	Non Operation
<b>Total</b>		<b>9</b>	<b>18</b>	<b>27</b>	

Source: Assistant Director of Geology and Mining, Nagercoil.

#### 23.2 Classification-wise production during the year

Year:2020-21

Sl.No	Name of the Minerals	Production (in tons)	Value (in Rs)
1	Raw sand (Garnet and associated mineral)	7,63,000 tons	2,36,49,142
2	Rough stone	1,60,076 cbm	1,03,30,074
3	Gravel / Earth	73,607 cbm	23,65,238
4	Granite	Nil	Nil

Source: Assistant Director of Geology and Mining, Nagercoil.

## 24. MANUFACTURING SECTOR

### 24.1 Number of food and allied manufacturing units in the District

Year:2020-21

Name of Taluk	Description of the Industry	No of Factory	All Employees	Value of Output Rs in lakhs	Value Added
1	2	3	4	5	6
Agastheeswaram	Cashew	5	258	-	-
	Milk product	1	37	-	-
	Fish Processing	1	8	-	-
	Rice & Flour Mill	3	171	-	-
	Cooking Oil packing	1	13	-	-
	Spices Processing	1	44	-	-
Thovalai	Cashew	5	261	-	-
	Rice & Flour Mill	1	10	-	-
Kalkulam	Cashew	53	4273	-	-
	Snacks Making	1	20	-	-
	Packaged Drinking Water	1	59	-	-
Thiruvattar	Cashew	28	2308	-	-
Killiyoor	Cashew	29	1870	-	-
Vilavancode	Cashew	154	8832	-	-
	Milk Product	1	38	-	-
	Fish Processing	2	109	-	-
	Packaged Drinking Water	1	12	-	-
<b>Total</b>		288	18323	-	-

Source: Deputy Director of Industrial Safety and Health -II, Tirunelveli-7

**24.2 Number of non-food manufacturing units in the District**

Year:2020-21

Name of the Taluk	Description of the Industry	No. of Factories	Employess	Value of Output (Rs in Lakhs)	Value added
Agasthees waram	Automobile workshop	25	936	-	-
	Coir products	3	53	-	-
	Cotton Spinning	1	219	-	-
	Fishnet mono fiber products	1	14	-	-
	Fishnet making	32	1320	-	-
	Ice plant	3	16	-	-
	Pharma making	1	17	-	-
	Plastic moulded goods	1	47	-	-
	Printing	5	134	-	-
	Rubber products	7	993	-	-
	Steel Products	2	22	-	-
	Tile making	1	19	-	-
	<b>Total</b>	<b>82</b>	<b>3790</b>	<b>-</b>	<b>-</b>
Thovalai	Automobile workshop	2	41	-	-
	Blue Metal	1	20	-	-
	Bricks Making	1	14	-	-
	Cotton Spinning	1	358	-	-
	Cement Packing	1	20	-	-
	Concrete Mix	1	15	-	-
	Engineering works	3	53	-	-
	Electro Plating	1	17	-	-
	Fishnet making	1	19	-	-
	Garments	1	22	-	-
	Gloves Packing	1	71	-	-
	Plastic moulded goods	1	70	-	-
	PVC Processings	1	10	-	-
	Rubber products	2	86	-	-
	Tire Retreaing	1	12	-	-
	Tile making	1	41	-	-
	Wind farm	1	18	-	-
<b>Total</b>	<b>21</b>	<b>887</b>	<b>-</b>	<b>-</b>	
Thiruvattar	Automobile Workshop	1	39	-	-
	Power generation	1	10	-	-
	<b>Total</b>	<b>2</b>	<b>49</b>	<b>-</b>	<b>-</b>

**24.2 Number of non-food manufacturing units in the District (Cont...)**

Year:2020-21

Name of the Taluk	Description of the Industry	No. of Factories	Employess	Value of Output (Rs in Lakhs)	Value added
Kalkulam	Automobile Workshop	7	146	-	-
	Bricks making	1	10	-	-
	Concrete Poles	2	39	-	-
	Electronic Product	4	141	-	-
	Fishnet mono fibre products	1	20	-	-
	Fishnet making	3	97	-	-
	Surgical packing	1	39	-	-
	Ice Plant	2	15	-	-
	Match making	2	18	-	-
	Manufacturing of Mattresses and pillow	1	23	-	-
	Plastic optical frames	1	36	-	-
	Power generation	2	73	-	-
	Rubber products	3	123	-	-
	Saw Mill	1	12	-	-
	Tile Making	3	73	-	-
	Veneers Making	4	49	-	-
	<b>Total</b>		<b>38</b>	<b>914</b>	<b>-</b>
Killiyoor	Engineering works	1	27	-	-
	Ice Plant	1	3	-	-
	Printing	1	18	-	-
	<b>Total</b>	<b>3</b>	<b>48</b>	<b>-</b>	<b>-</b>
Vilavancode	Automobile Workshop	13	241	-	-
	Bricks Making	1	15	-	-
	Engineering Works	1	17	-	-
	Floor Mats	1	48	-	-
	Granite Processing	1	50	-	-
	Ice Plant	1	10	-	-
	Printing	1	19	-	-
	PVC Processing	2	23	-	-
	Saw Mill	3	64	-	-
	Veneers Making	2	26	-	-
	<b>Total</b>	<b>26</b>	<b>513</b>	<b>-</b>	<b>-</b>

Source: Deputy Director of Industries Sa and Health II- Tirunelveli-7



## 25. MEDICAL SERVICES

### 25.1 No. of Medical Colleges in the Dist. with Students and Teachers

Year:2020-21

Sl.No	Name of the Institution	Students			Teachers
		Boys	Girls	Total	
1	2	3	4	5	6
<b>I</b>	<b><u>Medical colleges</u></b>				
1	Govt. Medical college, (Allopathy) Asaripallam	344	408	752	172
2	Sree Mookambika Institute of Medical Science College	181	371	552	123
<b>II</b>	<b><u>Dental College</u></b>				
3	Sree Mookambika Institute of Dental Science College, Kulasekaram	71	254	325	54
<b>III</b>	<b><u>Homeopathy</u></b>				
4	Sarada Krishna Homeopathic Medical College,Kulasekaram	116	533	649	57
5	White Memorial Homeopathy College, Attoor	106	439	545	53
6	Mariya Homeopathic Medical College, Munchirai	91	78	169	48
<b>IV</b>	<b><u>Siddha</u></b>				
7	ATSVS Sidda Medical College, Munchirai	37	189	226	31
8	Maria Siddha Medical College and Hospital, Attoor	202	177	379	54
<b>V</b>	<b><u>Ayurveda</u></b>				
9	Government Ayurvedic College, Nagercoil	69	228	297	29
10	Mariya Ayurveda Medical College and Hospital, Attoor	141	74	215	52
<b>VI</b>	<b><u>Yoga and Naturopathy</u></b>				
11	Sree Ramakrishna Yoga and Naturopathy College, Kulasekaram	125	345	470	1

**25.2 Number of Pharmacy Colleges with Students and Teachers**

Year:2020-21

Sl.No	Name of the Institution	Students			Teacher
		Boys	Girls	Total	
1	2	3	4	5	6
1	Nadar Mahajana Sangam College of Pharmacy, Mathaar	1	43	206	249

**25.3 No.of Medical Stores in the District (Category-wise)**

Year:2020-21

Sl.No	Item	Number of Medical Stores
1	2	3
1	Indian Medicine	NA
2	English Medicine	1051
	Others (Homeo)	15
	Total	1066

Source: Assistant Director of Drugs, Control of Tirunelveli Zone

**25.4 No.of Veterinary Colleges with Students and Teachers**

Year:2020-21

Sl.No	Name of the Institution	Students			Teachers
		Boys	Girls	Total	
1	2	3	4	5	6
Nil					

**26. MOTOR VEHICLES****26.1 No. of Motor Vehicles (category-wise) on road upto the end of the year**

Year:2020-21

**Commercial**

Stage Carriage			Auto Rickshaw	Ordinary Taxi	Motor Cab	Maxi Cab
Centre	Public	Private				
Nagercoil	975	76	4503	0	954	1137
Marthandam	0	159	5202	0	839	1042
<b>Total</b>	<b>975</b>	<b>235</b>	<b>9705</b>	<b>0</b>	<b>1793</b>	<b>2179</b>

Centre	Omni Buses	Private Service Vehicle and others	School Bus	Ambulance	Fire Fighter	Light Commercial Vehicle	Lorry	
							State Permit	National Permit
Nagercoil	118	80	825	129	1	538	2196	593
Marthandam	0	0	1133	76	0	1764	1943	53
<b>Total</b>	<b>118</b>	<b>80</b>	<b>1958</b>	<b>205</b>	<b>1</b>	<b>2302</b>	<b>4139</b>	<b>646</b>

Articulated Vehicle			Tractor/Trailer	Total Commercial Vehicles
Centre	State Permit	National Permit		
Nagercoil	378	126	7	12636
Marthandam	874	480	58	13623
<b>Total</b>	<b>1252</b>	<b>606</b>	<b>65</b>	<b>26259</b>

**Non-Commercial Vehicles**

Centre	Motor Cycles	Scooter	Moped	Tri-Cycle Auto	Motor Car	Jeep	Station Wagon
Nagercoil	121585	88077	14795	0	38729	0	0
Marthandam	221456	88495	9957	0	40616	0	0
<b>Total</b>	<b>343041</b>	<b>176572</b>	<b>24752</b>	<b>0</b>	<b>79345</b>	<b>0</b>	<b>0</b>

Centre	Tractor	Three Wheeler	Four Wheeler	Road Rollers	Others	Total Non-Commercial Vehicles
Nagercoil	1066	164	0	5	1180	265601
Marthandam	315	187	0	0	1126	362152
<b>Total</b>	<b>1381</b>	<b>351</b>	<b>0</b>	<b>5</b>	<b>2306</b>	<b>627753</b>

**Table 26.1 Cont...**

Center	Total Commercial vehicles	Total Non-Commercial Vehicles	Grand Total (Commercial+Non Commercial)
Nagercoil	12636	265601	278237
Marthandam	13623	362152	375775
<b>Total</b>	<b>26259</b>	<b>627753</b>	<b>654012</b>

**26.2 No of Motor Vehicles (Category wise) Registered during the year 2020-21**

Sl.No	Category	During the year	
		Nagercoil	Marthandam
<b>1</b>	Commercial Vehicle	646	1140
<b>2</b>	Non Commercial Vehicle	14539	23832
	<b>Total</b>	<b>15185</b>	<b>24972</b>

**26.3 NO.OF PERSONS ISSUED DRIVING LICENCE**

Sl.No	Category	No. of Driving licence issued	
		Nagercoil	Marthadam
<b>1</b>	<b>2</b>	<b>3</b>	<b>4</b>
1	New	11653	13124
2	Renewal	11657	15436
<b>Total</b>		<b>23310</b>	<b>28560</b>

Source: Regional Transport Officer Nagercoil &amp; Marthandam

## **27. NON-CONVENTIONAL ENERGY GENERATION**

### **27.1 NO. OF SOLAR ENERGY GENERATING UNITS IN THE DISTRICT WITH PRODUCTION DATA**

Year:2020-21qq

Sl.No	Name and place of Solar energy system exist	Tariff			Installed capacity in KW	Generation (in Million Units)	Remarks
		Domestic	Commercial	Total			
1	<u>ON GRID</u> M/S.J.K.Fenner Indl.Ltd	-	-	-	1000 kw	1.47	Service Connection No-079414740001
2	Remaining Small Units(Housing/Office)	109	9	118	530.39	NA	
	Others	35	30	65	394.82	-	
	Total	144	39	183	925.21	-	
	TOTAL (ON GRID)	144	39	183	1925.21	1.47	
	<u>OFF GRID</u> Small Units (Housing)	66	-	66	2.64	-	
	TOTAL (OFF GRID)	66	-	66	2.64	-	
	Grand Total (On Grid+Off Grid)	210	39	249	1927.85	1.47	

Source: Installation: EB Office,Nagercoil

Generation: Superintendent of Engineer, NCES,TNEB Office, Tirunelveli.

### **27.2 NO. OF WIND MILLS GENERATING UNITS WITH PRODUCTION DATA**

Year:2020-21

Sl.No	Name and Place of Wind Mills Generation exist	Installed Capacity (in Mega Watts)	Generation (in Million Units)
1	Wind mills Muppandal area and Kanniyakumari area (239 Nos)	118.165	134.2998

Source: Senior Engineer, KKEDC, Tamil Nadu Electricity Board, Nagercoil

**28.POLICE AND PRISONS****28.1 POLICE FORCE**

Year:2020-21

Sl.No	Name of the District	Year	No.of Police Stations	All Women police Stations	Out Posts	Actual Police Strength
1	2	3	4	5	6	7
1	Kanniyakumari	2021	33	4	2	2146

**Road Accident Particulars for Kanniyakumari District****During the year 2020-21**

Sl.No	Total number of Accidents	No of persons injured	No of Persons Killed
	1172	1234	155

Source: Superintendent of Police, Nagercoil

**28.2 COGNIZABLE OFFENCES UNDER INDIAN PENAL CODE**

Year:2020-21

Sl.No	IPC Cases	Number of Cases Reported
		01.04.2020 to 31.03.2021
1	Total Cognizable crimes under IPC	4186

Source: Superintendent of Police, Nagercoil

**28.3 PRISONS AND CONVICTS**

Year:2020-21

Sl.No	Classification of prisons	Number
1	2	3
1	Central prison	-
2	State prison for Women	-
3	Sub-Jails	1
4	Special Sub-Jails	1
5	Open Air Prison	-
6	Fifth Garden (Salem)	-
7	Borstal School	-
8	District Jail, Nagercoil	1

**(table 28.3 contd)****Classification of Convicts**

Sl.No	Length of Sentences	Male	Female	Total
1	2	3	4	5
1	Below one year	-	-	-
2	Above one year and not exceeding two years	-	-	-
3	Above two years and not exceeding five years	-	-	-
4	Exceeding five years and not exceeding ten years	-	-	-
5	Exceeding ten years	-	-	-
6	Life Sentence	-	-	-
7	Sentence to death	-	-	-
<b>Total</b>		-	-	-

Source: Superintendent of District Jail, Nagercoil

**28.4 NO. OF CASES REGISTERED UNDER P.C.R**

Year:2020-21

Sl.No	Name of the Stations	No. of Cases Registered under P.C.R	Central POA Act
1	2	3	4
1	P.C.R Unit Nagercoil	0	0
2	Local Police Station	9	0

Source: Superintendent of Police, Nagercoil

**28.5 NO.OF CASES REGISTERED AGAINST WOMEN**

Year:2020-21

Sl.No	Nature of crime	No. of Cases (01.04.2020 to 31.03.2021)
1	Rape	12
2	Dowry Death	0
3	Molestation	16
4	Kidnapping Women & Girls	32
5	Cruelty by husband	5
6	TN Women Harassment	524
7	DP Act	68
8	POCSO Act	87
<b>Total</b>		744

Source: Superintendent of Police, Nagercoil



**29.1 PUBLIC HEALTH AND MEDICAL SERVICES RENDERED BY  
ORGANISATIONS AND INDIVIDUAL**

**Year:2020-21**

<b>Sl.No</b>	<b>Items</b>	<b>Numbers</b>
<b>1</b>	<b>2</b>	<b>3</b>
<b>1</b>	Hospitals ( including T.B. Hospital )	9
<b>2</b>	Dispensaries	13
<b>3</b>	Primary Health Centre	39
<b>4</b>	Urban Primary Health Centre	8
<b>5</b>	Health Sub Centre	307
<b>6</b>	Maternity & Child Welfare Clinic	-
<b>7</b>	Yoga and Naturopathy / Unani	5
<b>8</b>	Ayurvedic	6
<b>9</b>	Siddha	35
<b>10</b>	Homeopathy	5
<b>Total</b>		<b>427</b>

Source: Deputy Director of Health Services, Nagercoil

**29.2 NO. OF PRIMARY HEALTH CENTRES WITH SUB- CENTRES**

Year:2020-21

Sl.No	Name of the Block/Municipality/ Corporation	No. of Primary Health Centres	Urban PHC	No. of Sub-Centres
1	2	3	4	5
<b>Block</b>				
1	Thovalai	5	No	20
2	Agastheeswaram	4	No	27
3	Rajakkamangalam	3	No	26
4	Kurunthancode	4	No	34
5	Killiyoor	4	No	29
6	Munchirai	5	No	35
7	Melpuram	5	No	33
8	Thiruvattar	5	No	31
9	Thuckalay	4	No	32
<b>Corporation</b>				
1	Nagercoil	5	Yes	28
<b>Municipality</b>				
1	Colachel	1	Yes	4
2	Padmanabapuram	1	Yes	4
3	Kuzhithurai	1	Yes	4
<b>Total</b>		<b>47</b>		<b>307</b>

Source: Deputy Director of health Services, Nagercoil

**30. PRINTING AND PUBLICATION**  
**30.1 NO. OF NEWS PAPERS, WEEKLY MAGAZINES, MONTHLY**  
**MAGAZINES ETC., PUBLISHED**

Year:2020-21

NUMBER OF NEWSPAPERS (Language & Periodicity-wise)									
Languages	Dailies	Tri/Bi-Weeklies	Weeklies	Fort-nightlies	Monthlies	Quarterlies	Others	Annuals	Total
Tamil	7	-	-	-	-	-	-	-	7
English	-	-	-	-	-	-	-	-	-

Source: Public Relations Officer, Nagercoil &amp; Krishna Book and Paper store, Nagercoil

**30.2 NO. OF PUBLISHERS IN THE DISTRICT OTHER THAN NEWS PAPERS AND**  
**MAGAZINES**

Year:2020-21

Sl.No	Name of the Block/Municipality/Corporation	No. of Publishers
1	2	3
1	Nagercoil Corporation	12
2	Padmanabhapuram Municipality	2
3	Thovalai Block	1
4	Rajakkamangalam Block	1
<b>Total</b>		<b>16</b>

**30.3 NO.OF PRINTING PRESSES IN THE DISTRICT**

Year:2020-21

Sl.No	Name of the district	No. of Printing Press filed UAM during the year	Type of the Press (Letter Press/Offset/Colour Graphics)
1	2	3	4
1	Kanniyakumari	9	Off set -7 Letter press -1 Colour Graphics -1

Source: General Manager, District Industrial Centre, Nagercoil-4

**31. PRICE INDICES****31.1 WHOLESALE PRICE INDEX NUMBERS OF TAMIL NADU 2020-21****(BASE YEAR 2011-12=100)**

Month	Primary Articles	Food Articles	Non-Food Articles	Minerals	Crude Petroleum	Fuel Power light	Manufac-turing products	All commo dities
APRIL'20	<b>160.25</b>	<b>165.17</b>	<b>138.46</b>	<b>196.54</b>	<b>72.14</b>	<b>94.11</b>	<b>126.14</b>	<b>128.80</b>
MAY'20	171.48	180.56	126.80	196.54	77.82	71.23	126.87	128.21
JUNE'20	175.31	183.21	137.48	196.54	82.54	81.42	127.38	130.97
JULY'20	171.49	176.62	148.91	197.12	84.04	89.30	128.39	131.97
AUG'20	175.02	174.50	185.35	197.14	83.76	90.68	130.67	134.39
SEPTEMBER-20	173.07	178.61	148.52	197.44	81.90	90.07	131.20	134.19
OCTOBER'20	179.31	181.07	178.80	196.68	64.66	88.27	131.23	135.32
NOVEMBER'20	184.37	181.74	209.69	199.58	65.80	87.37	132.49	137.10
DECEMBER'20	182.53	174.52	238.18	199.68	69.03	93.57	134.03	138.61
JANUARY'21	192.45	176.80	293.14	200.22	71.08	96.55	136.03	142.54
FEBRUARY'21	187.19	176.75	257.08	200.22	72.93	104..06	136.87	143.05
MARCH'21	175.35	175.30	183.93	200.22	72.68	106.78	138.28	141.69
AVERAGE	177.32	177.07	187.20	198.42	74.87	91.12	131.63	135.5

Source: Department of Economics &amp; Statistics, Chennai-6

**31.1 ANNUAL AVERAGE WHOLESALE PRICE INDEX NUMBERS**  
**FOR TAMIL NADU**

**Base Year: 2011-12=100**

ITEM	2012-13	2013-14	2014-15	2015-16	2016-17	2017-18	2018-19	2019-20
	1	2	3	4	5	6	7	8
Primary Articles	2560.89	2572.20	2911.16	3118.56	3422.96	3761.30	155.48	170.64
Fuel,Power,Light	2783.61	2798.52	2816.09	2858.35	3235.39	3869.57	114.15	108.52
Manufactured Products	1844.08	1964.37	2095.09	2273.17	2376.14	2535.46	122.71	125.85
All Commodities	2251.31	2421.66	2547.17	2736.04	2953.94	3222.86	128.73	133.20

Source: Department of Economics & Statistics, Chennai-6

**31.2A. CONSUMER PRICE INDEX NUMBERS FOR INDUSTRIAL WORKERS 2020-21**

\*Base Year (2001=100)

Month	Chennai •	Tiruchi •	Madurai •	Coimbatore •	Coonoor •	Salem •
April'20	289	318	316	302	343	310
May'20	291	321	311	300	346	301
June'20	296	318	315	302	350	298
July'20	299	331	310	302	348	299
August'20	299	331	316	311	351	306
Average	295	324	314	303	348	303

\* Base Year 2011=100

Source: Director General of Labour Bureau Shimla

Month	Chennai	Coimbatore	Coonoor	Madurai	Salem	Tirunelveli	Virudhunagar
Linking Factor	2.5	2.6	2.96	2.69	2.69	N	N
September'20	119.6	118.3	121.7	119.5	114.0	119.8	119.4
October'20	119.5	119.3	122.2	119.2	116.7	123.1	120.7
November'20	122.6	119.1	122.2	118.0	118.9	124.5	121.2
December'20	120.4	118.0	122.6	118.6	118.5	123.0	117.7
January'21	121.5	118.3	125.3	120.1	118.9	122.9	119.1
February'21	120.7	118.4	128.4	124.1	120.6	123.7	120.9
March'21	119.5	119.1	125.8	124.9	120.1	124.3	120.1
Average	120.6	118.6	124	120.6	118.2	123.0	119.9

From Sept 20 Onwards TRICHY EXCLUDED TIRUNELVELI & VIRUDHUNAGAR CENTRES ARE INCLUDED AS NEW SERIES

Source: Director General of Labour Bureau, Shimla

### **31.2B. CONSUMER PRICE INDEX NUMBERS FOR INDUSTRIAL WORKERS 2020-21**

\*\* Base Year 2011=100

Month	Cuddalore	Nagercoil	Vellore	Tuticorin
April'20	168	171	166	163
May'20	169	172	167	164
June'20	170	172	168	164
July'20	172	173	170	165
August'20	174	174	171	166
September'20	175	175	171	167
October'20	178	177	172	170
November'20	179	177	173	171
December'20	177	176	171	170
January'21	178	177	172	172
February'21	177	177	172	171
March'21	178	177	173	172
Average	175	175	171	168

Source: Department of Economics & Statistics, Chennai

**31.2B TIME SERIES DATA OF CONSUMER PRICE INDEX NUMBERS FOR  
INDUSTRIAL WORKERS-CENTRAL SERIES**

(BASE:2001=100)

Year	Chennai	Tiruchir apalli	Madu rai	Coimb atore	Coono or	Salem	Tirun elveli	Viru dhun ager	All India
2007-08	126	128	123	129	125	124			133
2008-09	139	146	137	140	136	139			145
2009-10	153	160	152	156	154	154			163
2010-11	163	178	165	168	171	166			180
2011-12	176	187	177	178	186	176			195
2012-13	202	216	203	200	209	197			215
2013-14	221	235	222	219	227	220			236
2014-15	234	259	245	235	246	239			251
2015-16	253	262	264	245	265	260			265
2016-17	254	267	265	252	273	267			276
2017-18	264	288	280	268	285	272			284
2018-19	272	292	285	279	312	284			300
2019-20	286	311	310	294	341	301			323
2020- 21*	299	324**	320	306	359	312	123#	120#	335

Source: Director General of labour Bureau, Shimla

\*Base year 2016=100(From Sep 20 onwards Trichy Excluded. Tirunelveli and Virudhunager included as new series

\*\* Apr 2020 to Aug 2020

#Sept 2020 to Mar 2021

**31.2C TIME SERIES DATA OF CONSUMER PRICE INDEX NUMBERS FOR  
INDUSTRIAL WORKERS-STATE SERIES**

Year	Cuddalore	Nagercoil	Cuddalore	Nagercoil	Vellore	Tuticorin
	<b>Old Series - Base Year 1982=100</b>		<b>New Series – Base Year 2011=100**</b>			
2006-07	521	515				
2007-08	555	552				
2008-09	638	624				
2009-10	728	677				
2010-11	814	783				
2011-12	898	877				
2012-13	1008	973				
2013-14	1126	1059				
2014-15			135*	138*	135*	139*
2015-16			137	139	137	140
2016-17			140	145	141	141
2017-18			150	158	149	153
2018-19			157	164	153	157
2019-20			166	170	165	163
2020-21			172	174	169	166

\*2015 Calendar Year Average

\*\* Base Year Shifting w.e.f 01/2015

Source: Department of Economics & Statistics, Chennai-6



**ANNUAL AVERAGE OF CONSUMER PRICE INDEX NUMBERS FOR INDUSTRIAL WORKERS- CENTRAL SERIES**

BASEYEAR:2001=100

YEAR	Chennai	Tiruchirapalli	Madurai	Coimbatore	Coonoor	Salem	Tirunelveli	Virudhunager	All India
2013	218	232	218	217	224	216			232
2014	230	253	239	231	241	233			247
2015	248	261	259	243	261	254			261
2016	255	266	265	250	272	268			274
2017	261	285	277	265	281	270			281
2018	269	289	281	275	304	280			295
2019	284	304	303	290	336	297			317
2020 (upto August)	293	325	315	303	350	295			330
2020 (From Sep onwards)*	121	-	119	119	122	117	123	120	119

Source: Director General of labour Bureau, Shimla

\*Average of centres Chennai, Madurai, Coimbatore, Coonoor, Salem, Tirunelveli & Virudhunager In TamilNadu From Sep2020 onwards

**ANNUAL AVERAGE OF CONSUMER PRICE INDEX NUMBERS FOR INDUSTRIAL WORKERS- STATE SERIES (Conti...)**

BASEYEAR:2011=100

YEAR	CUDDALORE	NAGERCOIL	VELLORE	TUTICORIN
2015	135	138	135	139
2016	139	142	140	140
2017	147	155	147	150
2018	155	163	151	156
2019	165	168	162	160
2020	172	174	169	166

Source: Department of Economics & Statistics, Chennai-6

**31.3 CONSUMER PRICE INDEX NUMBERS FOR SELECTED ESSENTIAL ITEMS  
IN RURAL TAMIL NADU 2020-21**

BASEYEAR:2012=100

YEAR	FOOD AND BEVERAGES	PAN, TOBACCO AND INTOXICANTS	FUEL & LIGHT	CLOTHING & FOOTWEAR	OTHERS	COMPOSITE INDEX
1	2	3	4	5	6	7
APRIL'20*						
MAY'20*						
JUNE'20*						158.9
JULY'20*						159.6
AUGUST'20	162.1	183.8	139.3	154.3	155.2	158.9
SEPTEMBER'20	165.3	182.6	138.1	154.4	156.1	160.7
OCTOBER'20	169.2	183.8	141.2	154.5	155.8	162.9
NOVEMBER'20	170.4	183.2	142.6	155.0	156.4	163.8
DECEMBER'20	168.1	183.5	146.8	155.7	157.6	163.3
JANUARY'21	167.1	184.3	150.7	156.6	158.9	163.5
FEBRUARY'21	168.0	185.4	154.2	158.3	160.7	164.9
MARCH'21	166.5	186.2	160.6	160.0	160.9	164.6
AVERAGE	167.1	184.1	146.7	156.1	157.7	162.1

Source: Ministry of Statistics & Program Implementation, Government of India

\*Groupwise index for Tamilnadu not released by "MOSPI" for the month of Apr 20 to July 20

\* Composite index for Tamilnadu not released by "MOSPI" for the month of Apr 20 and May 20

**ANNUAL AVERAGE OF CONSUMER PRICE INDEX NUMBERS FOR RURAL-  
TAMILNADU (Cont...)**

BASEYEAR:2012=100

YEAR	FOOD AND BEVARAGES	PAN, TOBACCO AND INTOXICANTS	FUEL & LIGHT	CLOTHING & FOOTWEAR	OTHERS	COMPOSITE INDEX
1	2	3	4	5	6	7
2013	114.2	109.20	106.3	112.02	105.53	110.69
2014	121.24	116.17	110.62	123.06	110.83	117.24
2015	129.53	130.72	115.06	131.26	114.19	123.95
2016	136.86	141.58	116.39	138.53	118.53	130.13
2017	143.09	150.75	123.37	145.23	124	136.27
2018	144.51	161.56	134.57	150.85	137.35	142.69
2019	150.28	167.74	137.26	150.85	146.08	148.81
2020	155.00	179.50	142.23	154.13	154.94	159.50

Source: Ministry of Statistics & Program Implementation, Government of India

**31.4. CONSUMER PRICE INDEX NUMBERS FOR SELECTED ESSENTIAL  
ITEMS IN URBAN TAMIL NADU 2020-21**

**BASEYEAR:2012=100**

<b>YEAR</b>	<b>FOOD AND BEVARAGES</b>	<b>PAN,TOBACCO AND INTOXICANTS</b>	<b>FUEL &amp; LIGHT</b>	<b>CLOTHING &amp; FOOTWEAR</b>	<b>OTHERS</b>	<b>COMPOSITE INDEX</b>
<b>1</b>	<b>2</b>	<b>3</b>	<b>4</b>	<b>5</b>	<b>6</b>	<b>7</b>
APRIL'20*						
MAY'20*						
JUNE'20*						156.5
JULY'20*						158.8
AUGUST'20	166.2	196.2	131.5	141.9	152.3	159.4
SEPTEMBER'20	169.5	196.5	131.3	142.7	151.5	160.5
OCTOBER'20	172.5	197.2	132.0	142.9	151.5	162.3
NOVEMBER'20	173.2	198.2	133.5	143.7	151.6	163.0
DECEMBER'20	171.8	199.4	140.1	145.1	152.8	163.4
JANUARY'21	171.3	199.5	143.4	147.5	154.4	164.0
FEBRUARY'21	172.8	199.8	148.8	149.4	155.0	165.1
MARCH'21	170.4	200.1	156.9	150.3	156.2	165.2
AVERAGE	171.0	198.4	139.7	145.4	153.2	161.8

Source: Ministry of Statistics & Program Implementation, Government of India

\*Groupwise index for Tamilnadu not released by "MOSPI" for the month of Apr 20 to July 20

\* Composite index for Tamilnadu not released by "MOSPI" for the month of Apr 20 and May 20

**ANNUAL AVERAGE OF CONSUMER PRICE INDEX NUMBERS FOR URBAN-  
TAMILNADU (Cont...)**

BASEYEAR:2012=100

YEAR	FOOD AND BEVARAGES	PAN,TOBACCO AND INTOXICANTS	FUEL & LIGHT	CLOTHING & FOOTWEAR	OTHERS	COMPOSITE INDEX
1	2	3	4	5	6	7
2013	115.46	110.88	105.53	108.36	106.16	110.13
2014	122.1	118.75	106.34	113.97	112.61	117.53
2015	131.19	139.68	112	118.5	116.55	124.51
2016	136.68	146.33	107.23	122.74	120.5	129.68
2017	141.18	153.41	119.38	126.58	124.68	135.36
2018	140.78	161.48	133.34	132.07	132.43	140.43
2019	150.30	165.51	127.28	137.97	137.75	147.31
2020	167.40	189.70	133.61	142.60	149.56	158.40

Source: Ministry of Statistics & Program Implementation, Government of India

**31.5 ALL INDIA & TAMIL NADU CONSUMER PRICE INDEX NUMBERS FOR  
INDUSTRIAL WORKERS**

(BASE YEAR 2001=100)

Period	All India	Tamil Nadu
2006	123	117
2007	131	124
2008	142	136
2009	157	151
2010	176	166
2011	192	177
2012	209	198
2013	232	221
2014	247	238
2015	261	254
2016	274	263
2017	281	273
2018	295	283
2019	317	302
2020 (uptoAug)*	331	314
2020 (From Sep onwards)**	119	120

Source: Directorate of Labour Bureau, Shimla

\*\*Average of Centres(Chennai,Tiruchirapalli,Madurai,Coimbatore,Coonoor&Salem) n Tamil Nadu

\* \*Average of Centres(Chennai,Madurai,Coimbatore,Coonoor,Salem, Tirunelveli &Virudhunager in Tamil Nadu

**31.6. CONSUMER PRICE INDEX NUMBERS FOR SELECTED ESSENTIAL  
ITEMS IN RURAL & URBAN COMBINED TAMIL NADU 2020-21**

(BASE YEAR 2012=100)

YEAR	FOOD AND BEVARAGES	PAN,TOBACCO AND INTOXICANTS	FUEL & LIGHT	CLOTHING & FOOTWEAR	OTHERS	COMPOSITE INDEX
1	2	3	4	5	6	7
APRIL'20*						
MAY'20*						
JUNE'20*						157.5
JULY'20*						159.1
AUGUST'20	164.2	188.2	135.2	147.8	153.5	159.2
SEPTEMBER'20	167.4	187.6	134.5	148.2	153.4	160.3
OCTOBER'20	170.9	188.6	136.3	148.4	153.3	162.5
NOVEMBER'20	171.8	188.6	137.8	149.0	153.6	163.3
DECEMBER'20	170.0	189.2	143.3	150.1	154.8	163.4
JANUARY'21	169.2	189.7	146.8	151.8	156.3	163.8
FEBRUARY'21	170.4	190.6	151.3	153.6	157.4	165.0
MARCH'21*	168.5	191.2	158.6	154.9	158.2	165.0
AVERAGE	169.1	189.2	143.0	150.5	155.1	161.9

Source: Ministry of Statistics & Program Implementation, Government of India

\*Groupwise index for Tamilnadu not released by "MOSPI" for the month of Apr 20 to July 20

\* Composite index for Tamilnadu not released by "MOSPI" for the month of Apr 20 and May 20

**ANNUAL AVERAGE OF CONSUMER PRICE INDEX NUMBERS FOR URBAN &  
RURAL COMBINED-TAMILNADU (Cont...)**

BASEYEAR:2012=100

YEAR	FOOD AND BEVARAGES	PAN,TOBACCO AND INTOXICANTS	FUEL & LIGHT	CLOTHING & FOOTWEAR	OTHERS	COMPOSITE INDEX
1	2	3	4	5	6	7
2013	114.85	109.81	105.91	110.09	105.9	110.36
2014	121.68	117.09	108.36	118.27	111.85	117.41
2015	130.38	133.93	113.44	124.53	115.56	124.28
2016	136.76	143.29	111.56	130.19	119.73	129.86
2017	142.1	151.71	121.27	135.39	124.38	135.76
2018	142.67	161.53	133.93	140.94	134.52	141.36
2019	150.28	166.94	132.00	144.07	141.28	147.94
2020	166.20	183.20	137.69	148.04	151.81	158.80

Source: Ministry of Statistics & Program Implementation, Government of India

\*Groupwise index for Tamilnadu not released by "MOSPI" for the month of Apr 20 to July 20

\* Composite index for Tamilnadu not released by "MOSPI" for the month of Apr 20 and May 20

### 32. QUALITY CONTROL

#### 32.1. LIST OF INDUSTRIAL ESTABLISHMENT UNITS HAVING QUALITY CONTROL FACILITIES AND THE PRODUCTS SUBJECTED TO QUALITY CONTROL.

Year:2020-21

Sl.No	List of Industries	Establishment Units having, Quality Control Facilities	Products Subjected to Quality Control
1	2	3	4
Nil			

### 33.REGISTRATION

#### 33.1 NO.OF REGISTRATION OFFICES IN THE DISTRICT

Year:2020-21

Sl.No	Registration District	No.of Registration Office
1	2	3
1	Nagercoil	12
2	Marthandam	9
<b>Total</b>		<b>21</b>

Source: District Registration Officer, Nagercoil & Marthandam

#### 33.2REGISTRATION AND AGGREGATE VALUE OF PROPERTIES TRANSFERRED DURING THE YEAR

Year:2020-21

Sl.No	Name of Registration District	No.of Registration (Movable and Immovable)	Aggregate Value of Properties Transferred (Movable and Immovable) In Crores
1	2	3	3
1	Nagercoil Registration	48582	1833.34
2	Marthandam Registration	34195	71.24
<b>Total</b>		<b>82777</b>	<b>1904.58</b>

Source: District Registration Officer, Nagercoil & Marthandam

**34. REPAIR AND SERVICE****34.1 AUTHORISED AUTOMOBILES REPAIR AND SERVICE STATIONS**

Year:2020-21

Name of the District	Authorised Automobiles Repair and Service (in No's)
1	2
Kanniyakumari District	43

Source: Deputy Inspector of Labourers, Nagercoil

**34.2 AUTHORISED ELECTRICAL AND ELECTRONIC GOODS REPAIR AND SERVICE UNITS**

Year:2020-21

Name of the Block/Municipalities	Electrical and Electronic goods Repair and Service Units (in No's)
1	2
Kanniyakumari District	119

Source: Deputy Inspector of Labourers, Nagercoil

**35. RESTAURANTS AND HOTELS****35.1 RESTAURANTS, CAFES & OTHER EATING AND DRINKING PLACES**

Year:2020-21

I.No	Items	Numbers
1	2	3
1	Restaurants	180
2	Other Shops	516
3	Other Eating and Dinking Centers	696

Source: Deputy Inspector of Labourers, Nagercoil

**35.2 DETAILS OF HOTELS****Year:2020-21**

<b>Sl.No</b>	<b>No.of the Hotels with lodging facilities</b>	<b>No.of the Hotels without lodging facilities</b>
1	Hotal Tamil Nadu (TTDC Ltd) Kanniyakumari	Hotel Ganga, Nagercoil
2	Hotel Singar International, Kanniyakumari	Meenakshibhavan, Nagercoil
3	Hotel Madhini, Kanniyakumari	Ariya Bhavan, Nagercoil
4	Hotel Manickam, Kanniyakumari	Bagavathi canteen, Nagercoil
5	Lekshmi Lodge, Kanniyakumari	Hotel Saravana, Kanniyakumari
6	Hotel Sangam, Kanniyakumari	Hotel Azad, Nagercoil
7	New Hotel Cape Residency, Kanniyakumari	Hotel Prabu, Nagercoil
8	Hotel Siva Residency, Kanniyakumari	Hotel Chithra, Nagercoil
9	Hotel Dhuruva, Kanniyakumari	Parvathi fast food, Nagercoil
10	Hotel Bharani, Kanniyakumari	Peoples Hotel, Nagercoil
11	Thiruveni Tourist Home, Kanniyakumari	Hotel Gowri Sankar, Nagercoil
12	Hotel Ramsath, Nagercoil	Parvathi International, Nagercoil
13	Hotel Sagar, Kanniyakumari	Murugan cafe, Nagercoil
14	Sree Meenakshi Bhavan, Nagercoil	Hotel Ariya, Nagercoil
15	Hotel Parvathi International, Nagercoil	Hotel Archana, Kanniyakumari
16	Hotel Krishna inn, Nagercoil	Hotel Sankar, Kanniyakumari
17	Hotel Niranj, Nagercoil	Hotel Kendra, Kanniyakumari
18	Hotel Saranya, Kanniyakumari	Hotel Niranj, Nagercoil
19	Hotel Blue Residency, Nagercoil	Hotel Krishna inn, Nagercoil
20	Azad Lodge, Nagercoil	Hotel Bhuvana, Nagercoil
21	S.M. Lodge, Nagercoil	Hotal Taj Home, Thuckalai
22	Golden Lodge, Nagercoil	Lins Restarant
23	Pioneer Kumarasamy Lodge, Nagercoil	Hotel Umasankar, Thuckalay
24	Kerala Guest House, Kanniyakumari	Hotel Nandhana, Kanniyakumari
25	Hotel Divines International, Marthandam	Hotel Taj Home, Thuckalay
26	Hotel Lin Lodge, Thuckalay	Mano Restarant
27	Hotel Bhuvana, Nagercoil	Hotel Gowari Sankar, Sungankadai
28	Hotel Singar, Nagercoil	Hotel Viswa, Kanniyakumari
29	Palace Lodge, Thuckalay	
30	Hotel Sagana castle, Nagercoil	
31	Hotel Star, Marthandam	
32	Anand Lodge, Marthandam	
33	Hotel Ganga, Nagercoil	
34	Hotel Samuthira, Kanniyakumari	
35	Hotel Sparsa International, Kanniyakumari	
36	Hotel Melody Part, Kanniyakumari	
37	Hotel Part, Colachel	
38	Hotel Sun World, Kanniyakumari (Near Police Station, Kanniyakumari)	

Source: Tourist Officer, Kanniyakumari



**35.2 DETAILS OF HOTELS, Cont..**

<b>Sl.No</b>	<b>No.of the Hotels with lodging facilities</b>	<b>No.of the Hotels without lodging facilities</b>
39	Hotel Seashore, Kanniyakumari	
40	Hotel Alanar, Kanniyakumari	
41	Hotel Nageswari Tourist Home, Kanniyakumari	
42	Hotel Vijayetha, Nagercoil	
43	Hotel Melathil Star, Panachamoodu, Star Hotal	
44	Hotel Parvathi Residency, Nagercoil	
45	Hotel Harris Residency, Nagercoil	
46	Hotel Canon International, Nagercoil	
47	Hotel Thangam International, Kaliyakkavilai	
48	Hotel Trisea, Kanniyakumari	
49	Hotel Sea view, Kanniyakumari	
50	Hotel Udupi International, Nagercoil	
51	Hotel Sea Sun, Kanniyakumari	
52	Hotel Amutham, Kanniyakumari	
53	Hotel Sun Park, Kanniyakumari	
54	Hotel Shripadham, Kanniyakumari	
55	Hotel Thabasiya, Kuzhithurai	
56	Hotel Pioneer Grand Palace, Nagercoil	
57	Hotel Annai Resort, Kanniyakumari	
58	Hotel Star World, Kanniyakumari	

Source: Tourist Officer, Kanniyakumari

**36. RECREATION AND CULTURAL SERVICES**  
**36.1 LIST OF CINEMA THEATRES AND CAPACITIES**

**Year:2020-21**

Sl.No	Name of the Block/Municipality/Corporation	Name of the Cinema Theatres	Capacity	Non AC/AC
1	2	3	4	5
<b>Commercial Tax Office, Nagercoil-1</b>				
1	Nagercoil Corporation	Thangam	791	Non AC
2	Nagercoil Corporation	Rajesh	Closed	AC
3	Nagercoil Corporation	Sri Valli	600	Non AC
4	Nagercoil Corporation	Sri Karthigai	657	AC
5	Nagercoil Corporation	Pioneer Vasantham Palace	630	Non AC
<b>Commercial Tax Office, Nagercoil-2</b>				
1	Nagercoil Corporation	Chakaravarthy		
		Screen-1	311	AC
		Screen-2	284	AC
2	Nagercoil Corporation	Sri Mini Chakravarthy	284	AC
<b>Commercial Tax Office, Kuzhithurai</b>				
1	Nalloor Town Panchayat	Anand Theatre	1009	AC
2	Kuzhithurai Municipality	Lekshmi Theatre	604	AC
3	Mancode Village Panchayat	Yamuna Theatre	374	Non AC

Source: Deputy Commissioner, Commercial Tax, Nagercoil

**36.2 LIST OF CLUBS AND ASSOCIATIONS****Year:2020-21**

<b>Sl.No</b>	<b>Registration District</b>	<b>No of the Clubs and Association</b>
<b>1</b>	<b>2</b>	<b>3</b>
<b>1</b>	<b>District Registration, Nagercoil</b>	<b>131</b>
<b>2</b>	<b>District Registration, Marthandam</b>	<b>7</b>
<b>Total</b>		<b>138</b>

Source: District Registration Officer, Nagercoil &amp; Marthandam.

**36.3 LIST OF MOTION PICTURE DISTRIBUTORS AND PROTECTION SERVICES****Year:2020-21**

<b>Sl.No</b>	<b>Name of the Block/Municipality</b>	<b>Name of the Picture Distributors / Protection Services</b>
<b>1</b>	<b>2</b>	<b>3</b>
	<b>Nil</b>	<b>-</b>

**37. SOCIAL WELFARE**  
**37.1 PURATCHI THALAIVAR M.G.R.NUTRITIOUS NOON MEALS PROGRAMME**  
**CENTRES**

**Year:2020-21**

No. of Centers						
School Sector		Local Body Sector		Social welfare ICDS	Sector ICDS	Total
Govt.Schools	Aided Schools	Panchayat Union	Municipal Bodies			
392	273	-	-	1401	-	2066

**37.2 NO.OF BENEFICIARIES UNDER PURATCHI THALAIVAR M.G.R NUTRITIOUS MEALS PROGRAMME**

**Year:2020-21**

Sl.No	Sector	Age Wise Beneficiaries				Total Nutritious Meal Centers
		1-5 Std	6-8 Std	9&10 std	Total	
1	Government / Aided Schools	32560	21508	7454	61522	665
2	ICDS	6-36 months	37-60 months	9&10	Total Beneficiaries	Total ICDS
		49518	13542	-	63060	1401

Source: District Programme Officer, District Collectorate, Personal Assistant to Collector (NMP)

**37.3 NUMBER OF BENEFICIARIES UNDER FREE SUPPLY OF TEXT BOOKS AND UNIFORMS**

**Year:2020-21**

Sl.No	Name of the Educational Office	Age group 6-14 (Standards I to XII)					
		Uniforms		Total	Text Books		Total
		Boys	Girls		Boys	Girls	
1	Nagercoil	10968	11080	22048	14017	15316	29333
2	Thuckalay	5444	5924	11368	17733	19137	36870
3	Kuzhithurai	2625	2882	5507	7642	8402	16044
4	Thiruvattar	3580	4017	7597	9774	11947	21721
<b>Total</b>		<b>22617</b>	<b>23903</b>	<b>46520</b>	<b>49166</b>	<b>54802</b>	<b>103968</b>

Source: Chief Educational Officer, Nagercoil.

**37.4 NUMBER OF BENEFICIARIES UNDER SOCIAL SECURITY AND PENSION SCHEMES**

**Year:2020-21**

Taluk	IGNOAPS	IGNDPS	IGNWPS	DAPS	DWP	DDWP	UWP	CMUPT	RefOAP	RefPHP	RefDWP	RefDDWP	Total
Agastheeswaram	5124	437	1355	2180	2887	698	321	331	78	2	22	7	13442
Thovalai	2695	157	710	709	1342	383	69	858	0	0	0	0	6923
Kalkulam	4668	234	2702	2249	2105	545	500	510	0	0	0	0	13513
Vilavancode	8704	487	1578	1330	2707	661	425	269	1	0	1	0	16163
Thiruvattar	2837	107	1370	1016	1189	322	262	406	0	0	0	0	7509
Killiyoor	6444	163	1078	1625	2550	452	370	454	12	3	3	0	13154
<b>Total</b>	<b>30472</b>	<b>1585</b>	<b>8793</b>	<b>9109</b>	<b>12780</b>	<b>3061</b>	<b>1947</b>	<b>2828</b>	<b>91</b>	<b>5</b>	<b>26</b>	<b>7</b>	<b>70704</b>

Source: Special Deputy Collector (TRS) , Kanniyakumari.

**37.5 FREE HOUSES AND HOUSE SITES DISTRIBUTED TO COMMUNITIES****Year:2020-21**

Name of the District	House Distributed					
	S.C	S.T	B.C	D.C.& MBC	OTHERS	TOTAL
Kanniyakumari	26	1	503	12	132	674

Source: District Revenue Officer, Nagercoil

**37.6 BENEFICIARIES UNDER WELFARE SCHEME****Year:2020-21**

Sl. No	Name of the Schemes	No. of Beneficiaries year		Amount (in Lakhs)	
		Target	Achievement	Target	Achievement
1	Moovalur Ramamirtham Ammaiyar Ninaivu Tirumana Uthavi thittam	5328	5328	2335.25	2335.25
2	Dr. Muthulakshmi Reddi Ammaiyar Ninaivu Intercaste Marriage Assistance Scheme	47	47	18.75	18.75
3	EVR Maniammiyar Ninaivu Marriage Assistance for the marriage of Daughters of poor widows	43	43	18.25	18.25
4	Annai Tearsa Ninaivu Marriage Assistance for Orphan girls	5	5	2.25	2.25
5	Dr. Dharmambal Ammaiyar Ninaivu Encouraging window Remarriage	-	-	-	-
6	Chief ministeer's Girls Child Protection Scheme	1608	1608	402.25	402.25

Source: District Social Welfare Office, Kanniyakumari.

### **38. CONSERVANCY SERVICES**

#### **38.1 No.of Conservancy Workers engaged in Conservancy, Garbage and Debris disposal and other particulars.**

Year:2020-21

Name of the District	No. of Workers engaged in conservancy Work	No.of Garbage and Sewage disposal Dumpsite	No.of persons engaged other connected works related with conservancy
1	2	3	4
<b>Kanyakumari</b>	<b>Permanent-1054 Out Sourcing-35</b>	<b>121</b>	<b>1073</b>

Source: 1.The Commissioner, Nagercoil Corporation.

2. Commissioner, All Municipalities
3. Assistant director, Town Panchayat.
4. Assistant Director, Village Panchayat.

#### **38.2 NO. OF VEHICLES ENGAGED IN CONSERVANCY SERVICES**

Year:2020-21

Sl.No	Name of the District	No. of Vehicles engaged in Sanitary Services.	
		Lorry, Auto etc	Pushcart etc
1	2	3	4
1	<b>Kanyakumari</b>	<b>483</b>	<b>1686</b>

Source: 1.The Commissioner, Nagercoil Corporation.

2. Commissioner, All Municipalities
3. Assistant director, Town Panchayat.
4. Assistant Director, Village Panchayat

**39. SCIENCE AND RESEARCH SERVICE**  
**39.1 INSTITUTIONS AND LABORATORIES ENGAGED IN RESEARCH WORK**

**Year:2020-21**

Sl.No	Name and address of Institutions and Laboratories	Type of ResearchField
1	Marine Aquaculture Research, M.S. University study centre at Rajakkamangalam	Marine Aquaculture Research
2	Floriculture Research Station at Thovalai	Floriculture Research
3	Agricultural Research Station at Thirupathisaram	Agricultural Research
4	Rubber Research Institute of India, Rubber Board, Ministry of Commerce & Industry, Government of India, Hevea Breeding Sub Station, Thadikkarankonam, Kanniyakumari	Rubber Research
5	Kanniyakumari Parakkai Centre for sustainable Aquaculture (KKPCESA)	Fresh water aquaculture research
6	Kanniyakumari Ganapathipuram Centre for Sustainable Aquaculture (KKGCEST), Ganapathipuram	Shrimp breeder development
7	Veterinary University Training and Research Centre, Parakkai,Nagercoil	Veterinary Research

Source: Concerned Departments



**40. STORAGE FACILITIES**  
**40.1 LIST OF AGRICULTURAL AND NON-AGRICULTURAL STORAGE**  
**GODOWNS**

**Year:2020-21**

Sl.No	Name and address of Agricultural Godowns	Capacity in Mt.	Name & address of Non-Agricultural Godowns
1	Rural Godown R.M. Vadasery	1000	-
2	Paddy Godown R.M. Vadasery	1000	-
3	Paddy Godown, Therror	1000	-
4	Rural Godown R.M. Monday market	1000	-
5	Paddy Godown R.M. Monday market	1000	-
6	Godown R.M. Monday market	500	-
7	Godown R.M. Kulasekaram	2000	-

Source: Secretary Kanniyakumari, Market Committee, Nagercoil

**40.2 LIST OF COLD STORAGE AND GODOWNS**

**Year:2020-21**

Sl.No	Name and address of the cold storage
1	25 M.T. cold storage at Regulated market Monday market
2	5 MT. Solar Cold storage at Uzhavar Santhai, Vadaseri

Source: Secretary(G), Kanniyakumari, Market Committee, Nagercoil.

**41. TEXTILES****41.1 No. of Ginning, Spinning and Weaving Mills**

Year:2020-21

Sl.No	Name of the Block/Municipalities	No.of Ginning mills	No. of Spinning mills	No. of Weaving mills
1	2	3	4	5
1	Nagercoil Municipality	NIL	1	NIL
2	Thovalai Block	NIL	1	NIL

Source: 1. Nagammal Mills

2. Kanniyakumari Co-op Spinning mills

**41.2 QUANTUM OF PRODUCTION DURING THE YEAR**

Year:2020-21

Ginning Mills production	Spinning mills production Quantity in Kg		Weaving mills Production
1	2		3
Nil	<b>Nagammal Mills</b>		Nil
	Cotton Yarn	418983	
	Cotton Waste	201086	
Nil	<b>Kanniyakumari District Co-operative Spinning Mills Ltd., Aralvaimozhi</b>		Nil
	Cotton Yarn	1890535.7	
	Cotton Waste	205761	

Source: 1. Nagammal Mills

2. Kanniyakumari Co-op Spinning mills

**42. TRADE AND COMMERCE**  
**42.1 NO. OF MAJOR AND MINOR TRADE AND COMMERCIAL ESTATE**

Year:2020-21

No. of Major Traders	No. of Minor Traders	No. of Commercial estate
<b>1</b>	<b>2</b>	<b>3</b>
1614	9434	Nil

Source: Deputy Commissioner, Commercial Tax, Nagercoil

**43. TRANSPORT**  
**43.1 LENGTH OF ROADS (IN KILOMETRES)**

Year:2020-21

Categories	Cement Concrete/Paver Block	Bituminous	Water bound Macadam	Total	Un Surfaced Road	Grand Total
1	2	3	4	5	6	7
National Highways NH47B+ 47	1.233	77.367	-	78.60	-	78.60
State Highways	-	233.592	-	233.592	-	233.592
Panchayat & Panchayat Union Road	268.405	1207.831	108.929	1585.165	138.112	1723.277
Major District Road	-	266.300	-	266.300	-	266.300
District road others	1.800	738.848	-	740.648	-	740.648
Forest Road	3.244	-	10.40	13.644	92.18 (Motorable road)	105.824
Town Panchayat Road	1240.058	1257.651	7.633	2505.342	330.995	2836.337
Railway Road		5.263		5.263		5.263
<b>Total</b>	<b>1514.74</b>	<b>3786.852</b>	<b>126.962</b>	<b>5428.554</b>	<b>561.287</b>	<b>5984.578</b>

Source: 1. Project Officer, DRDA, Nagercoil.

2. Assistant Director, Town Panchayat, Nagercoil.

3. Divisional Engineer, National Highways, Nagercoil

4. Divisional Engineer, Highways, Building and Maintenance, Nagercoil

5. District Forest Officer & Wildlife Warden, Kanniyakumari Division  
Nagercoil

6. Senior Section Engineer (Works), Southern Railway, Nagercoil.

**43.2 ROAD ACCIDENTS**

Year:2020-21

Sl.No	Name of the District	Total Number of Accidents	No. of persons injured	Number of persons killed
1	2	3	4	5
1	Kanniyakumari	1172	1234	155

Source: Superintendent of Police Kanniyakumari District, Nagercoil.

**43.3 REGISTERED MOTOR VEHICLES DURING THE YEAR 2020-21**

Year:2020-21

Commercial								
Stage Carriage			Auto-Rickshaw	Ordinary Taxi	Motor Cab	Maxi Cab	Omni Buses	Private Station Vehicle & Others
Centre	Public	Private						
	1	2	3	4	5	6	7	8
Nagercoil	0	0	208	0	10	2	0	5
Marthandam	0	0	467	0	13	0	0	0
<b>Total</b>	<b>0</b>	<b>0</b>	<b>675</b>	<b>0</b>	<b>23</b>	<b>2</b>	<b>0</b>	<b>5</b>

**Table 43.3 contd. Commercial**

School Bus	Ambulance	Fire Fighter	Light Commercial Vehicle	Lorry		Articulated Vehicle		Tractor Trailer	Total	
				State permit	National Permit	State permit	National Permit			
Centre	9	10	11	12	13	14	15	16	17	18
Nagercoil	0	3	0	152	214	46	6	0	0	646
Marthandam	1	2	0	596	19	6	6	30	0	1140
<b>Total</b>	<b>0</b>	<b>5</b>	<b>0</b>	<b>748</b>	<b>233</b>	<b>52</b>	<b>12</b>	<b>30</b>	<b>0</b>	<b>1786</b>

**Table 43.3 contd.**

Non- Commercial Vehicles							
Centre	Motor Cycle	Scooter	Moped	Tri-Cycle Auto	Motor Car	Jeep	Station Wagon
19	20	21	22	23	24	25	26
Nagercoil	7740	4348	416	0	1905	0	0
Marthandam	19016	2123	44	0	2541	0	0
<b>Total</b>	<b>26756</b>	<b>6471</b>	<b>460</b>	<b>0</b>	<b>4446</b>	<b>0</b>	<b>0</b>

**Table 43.3 contd.**

Non- Commercial Vehicles							
Tractor		Three wheeler	Four wheeler	Road Rollers	Others	Total	Grand Total
Centre	27	28	29	30	31	32	33
Nagercoil	87	0	0	1	42	14539	15185
Marthandam	19	11	0	0	78	23832	24972
<b>Total</b>	<b>106</b>	<b>11</b>	<b>0</b>	<b>1</b>	<b>130</b>	<b>38371</b>	<b>40157</b>

Source: Regional Transport Officer, Nagercoil & Marthandam.

#### **43.4 TRANSPORT CORPORATIONS**

Year:2020-21

Sl.No	Name of the Corporation	Year of Formation	Headquarter	District covered	No. of buses as on 31 <sup>st</sup> March
1	TNSTC (TN)LTD Nagercoil Region	Nov 2010	Tirunelveli	Kanyakumari Tirunelveli Thoothukudi	818

Source: General Manager, TNSTC Tirunelveli and Nagercoil Region.

#### **43.5 SELECT INDICATORS ON OVERALL PERFORMANCE OF STATE TRANSPORT CORPORATIONS**

Year:2020-21

Sl.No	Item	Details Furnished for the Year 2020-21
1	Fleet Strength	818
2	Kilometres operated per day (in lakhs)	1.49
3	Number of passengers carried per day (in lakhs)	2.17
4	Fleet Utilisation (percentage)	46.94
5	Kilometre efficiency (percentage)	48.11
6	Kilometre run per litre of diesel	-
	a) City / Town	4.96
	b) Mofussil	5.13
	c) <u>Overall</u>	5.05
7	Number of routes (as on day)	556
8	Number of new routes introduced during the year	0
9	New villages benefited during the year	0
10	Benefited village population (in lakhs)	0
11	Staff Strength	5099
12	Number of new buses purchased (Chassis)	-

Source: General Manager, TNSTC Tirunelveli and Nagercoil Region.

**43.6 RAILWAY LINES AND STATIONS**

Year:2020-21

Item	Broad Gauge	Meter Gauge	Broad Gauge & Meter Gauge	Total
1	2	3	4	5
Route Length (in Km.)	73 km.	-	-	73.km
Tract Length (in Km.)	73 km.	-	-	73.km
Number of Railway Stations	No.of Block Stations:5 No.of Halt Stations :5	-	-	10

Source: Station Master, Railway Station, Nagercoil.

**43.7 PORT DEVELOPMENT**

Year:2020-21

Name of the Port	Vessels entered	Cargo handled
1	2	3
<b>Major Ports :</b>		
1.Chennai	-	-
1.Tuticorin	-	-
<b>Intermediate Ports :</b>		
1.Cuddalore	-	-
2.Nagapattinam	-	-
<b>Minor Ports</b>		
1.Rameswaram	-	-
2.Pamban	-	-
3.Colachel	-	-
4.Kanniyakumari	Nil	Nil
5.Valinokkam	Nil	Nil

**43.7 PORT DEVELOPMENT (Contd..)**

Cargo Handled (Tonne)			Revenue (Rs. In lakhs)		
Loaded	Unloaded	Total	PAX	Cargo	Total
7	8	9	10	11	12
Nil					

**43.8 AIR PORTS**

Year:2020-21

Sl.No	Airport	Passengers (in '000')			
		Embarked	Disembarked	Transit	Total
1	2	3	4	5	6
1	International Airport, Chennai	-	-	-	-
	a) International	-	-	-	-
	b) Domestic	-	-	-	-
2	Domestic Airport	-	-	-	-
	a) Chennai	-	-	-	-
	b) Coimbatore	-	-	-	-
	c) Madurai	-	-	-	-
	d) Tiruchirappalli	-	-	-	-

**43.9 PRIVATE TRANSPORT OPERATION**

Year: 2020-21

Sl.No	Name of the Transport Operations
1	2
1	Tamil Nadu State Transport Corporation, Tirunelveli.
2	State Express Transport Corporation
	<b>PRIVATE TRANSPORT</b>
1	Kallada Tours & Travels
2	SRM Transports
3	KPN Travels
4	Rathi Meena Travels
5	Sri Krishna Travels
6	Universal Travels
7	Tippu Sultan Travels
8	Parbeen Travels
9	SRS Travels& Logistics
10	Hindusthan Travels
11	Pioneer Travels
12	Tran Z King Travels
13	Bethlehem Transports
14	ABI Travels
15	Vignesh TAT
16	City Travels
17	Vettri Travels
18	YBM Travels
19	MRM Travels
20	MBR Travels
21	RRR Travels
22	JKS Travels
23	JPR Travels
24	PKR Travels
25	NJK Travels
26	PG Travels
27	Santhosh Travels
28	Suriya travels
29	National Travels
30	Sri Rajalekshmi Travels
31	Raahath Travels
32	Kerala Lines



**44.1 TOURISM****44.1 PLACES OF TOURIST ATTRACTION**

Year: 2020-21

Sl.No	Tourist place	Distance from Kanniyakumari (in kms)
1	2	3
<b>PLACES OF INTEREST IN KANNIYAKUMARI</b>		
1	Arul Migu Bhagavathiamman Temple Kanniyakumari	0
2	Vivekananda Rock Memorial	0
3	Thiruvalluvar Statue	0
4	Gandhi Memorial	0
5	Guganata swamy Temple	0
6	View Tower	0
7	Kamaraj Memorial	0
8	Government Mesem	0
9	Kumari Hall Of History	0
10	Sun Rise at Bay of Bengal	0
11	Sun Set at Arabian Sea	0
12	Land's End of India and Confluence of three seas	0
13	St.Mary's Church	0
14	Balaji Temple	2
<b>Around Kanniyakumari</b>		
15	Vattakottai	6
	Managudi kayal	8
17	Chothavilai Beach	12
18	Suchindram Kovil	13
19	Swamithoppu	13
20	Sanguthurai Beach	15
21	Thekuruchi Beach	15
22	Nagaraja Kovil	19
23	Muttom Beach	32
24	Udayagiri Fort	34
25	Peer Mohamed Dargah at Thuckalay	35
26	Padmanabapuram Palace	37
27	Kalikesam	38
28	Mandaikadu Bagavathi Amman Temple	42
29	Chitalar Jain Temple	45
30	Thengapattanam Beach	54
31	Mathoor Hanging Bridge	60
32	Petchiparai Dam	70
33	Thirparappu Falls	63
34	St.Xavier Church at kottar	19
35	Thiruvattar Temple	60
36	Perunchani Dam	70
37	Aruvikkarai Falls	47
38	Ulakkai Aruvi	35

**44.2 LIST OF PLACES OF WORSHIP****Year:2020-21**

<b>Sl.No</b>	<b>Places of Worship</b>
<b>1</b>	<b>2</b>
<b>Christians</b>	
1	Our Lady of Ransom Church, kanniyakumari
2	St.Xavier Church, Kottar
3	Idaivida Sahayamatha Kovil, Sahayapuram
<b>Hindus</b>	
4	Arulmigu Bhagavathiamman Temple, Kanniyakumari
5	Thirupathi Balaji Temple, Kanniyakumari
6	Guganatha Swamy Temple, Kanniyakumari
7	Arulmigu Thanumalyar Temple, Suchindram
8	Arulmigu Nagaraja Temple,Nagercoil
9	Murugan Kuntram, Kanniyakumari
10	Velimalai Murugan Temple, Kumarakoil
11	Arulmigu Bhagavathiamman Temple, Mandaikadu
12	Arulmigu Jain Kovil, Cave Temple, Chitharal
13	Arulmigu Athikesava Temple Thiruvattar
14	Arulmigu Balamurugan Temple ,Vellimalai
15	Arulmigu Boothalingasamy Temple, Boothapandy
16	Iyya Vaikundasami Kovil, Swamithoppu
17	Murugan Kovil, Marungoor.
18	Arulmigu Mahadevar Temple, Thirparappu.
19	Arulmigu Mahadevar Kovil , Ponmanai.
20	Arulmigu Mahadevar Kovil , Pannipagam
21	Arulmigu Mahadevar Kovil, Thickurichi.

**Table 44.2 (Contd...)**

<b>Sl.No</b>	<b>Places of Worship</b>
<b>1</b>	<b>2</b>
22	Arulmigu Mahadevar Kovil, Thiruvaidaicodu
23	Arulmigu Mahadevar Kovil, Melamcodu
24	Arulmigu Mahadevar Kovil, Kalkulam
25	Arulmigu Mahadevar Kovil, Thiruvithamcodu
26	Thirunanthikara Cave Temple
27	Arulmigu Mahadevar Kovil, Thirupannicodu
28	Arulmigu Mahadevar Kovil, ThiruNattalam.
29	Arulmigu Mahadevar Kovil, Munchirai
30	Arulmigu Mahadevar Kovil, Thirunanthikarai
31	Arulmigu Iyappasami Kovil, Vettuvenni
32	Arulmigu Pathreswari Amman Kovil, Kollemcode
33	Arulmigu Pathreswari Amman Kovil, Koottalumudu
34	Arulmigu Mathusoothanaperumal Kovil, Parakkai
35	Arulmigu Thiruvalliarpathi Kovil, Thirupathisaram
36	Arulmigu Sivan Kovil, Kalliankadu
37	Arulmigu Awayar Amman Kovil, Sathaivillai, Thazhakudy
38	Arulmigu Esakkiamman Thirukovil, Muppanthal
39	Arulmigu Murugan Kovil, Thoivalai
40	Arulmigu Bhadreshwari Amman Temple, Kuriyanvilai
<b>Muslims</b>	
41	Peer Mohammed Oliyullah Dhaga, Thuckalay
42	Muslim Mosque, Thiruvithancode.

Source : Tourism Officer, Kanniyakumari

**44.3 LIST OF HOTELS AND RESTAURANTS****Year:2020-21**

<b>Sl.No</b>	<b>List of Hotels</b>	<b>List of Restaurants</b>	
<b>1</b>	<b>2</b>		<b>3</b>
<b>1</b>	Hotel Sun World, Kanniyakumari (Near Police Station, Kanniyakumari)	<b>1</b>	Hotel Ganga, Nagercoil
<b>2</b>	Hotel SeaShore Kanniyakumari	<b>2</b>	Meenakshibhavan, Nagercoil
<b>3</b>	Hotel Alangar, Kanniyakumari	<b>3</b>	Ariya Bhavan, Nagercoil
<b>4</b>	Hotel Nageswari Tourist Home, kanniyakumari	<b>4</b>	Bagavathi canteen, Nagercoil
<b>5</b>	Hotel Vijayetha Nagercoil	<b>5</b>	Hotel Saravana, Kanniyakumari
<b>6</b>	Hotel Melathil Star Panachamoodu	<b>6</b>	Hotel Azad, Nagercoil
<b>7</b>	Hote Parvathi Residency Nagercoil	<b>7</b>	Hotel Prabu, Nagercoil
<b>8</b>	Hotel Harris Residency Nagercoil	<b>8</b>	Hotel Chithra, Nagercoil
<b>9</b>	Hotel canon International Nagercoil	<b>9</b>	Parvathi fast food, Nagercoil
<b>10</b>	Hotel Thangam international, Kaliyakavilai	<b>10</b>	Peoples Hotel, Nagercoil
<b>11</b>	Hotel Trisea Kanniyakumari	<b>11</b>	Hotel Gowri Sankar, Nagercoil
<b>12</b>	Hotel Sea View Kanniyakumari	<b>12</b>	Parvathi International, Nagercoil
<b>13</b>	Hotel Udupi International , Nagercoil	<b>13</b>	Murugan cafe, Nagercoil
<b>14</b>	Hotel Sea sun , Kanniyakumari	<b>14</b>	Hotel Ariya, Nagercoil
<b>15</b>	Hotel Amutham, Kanniyakumari	<b>15</b>	Hotel Archana, Kanniyakumari
<b>16</b>	Hotel Sunpark Kanniyakumari	<b>16</b>	Hotel Sankar, Kanniyakumari
<b>17</b>	Hotel Shripadham Kanniyakumari	<b>17</b>	Hotel Kendra, Kanniyakumari
<b>18</b>	Hotel Thabasiya Kuzhithurai	<b>18</b>	Hotel Niranj, Nagercoil
<b>19</b>	Hotel Pioneer Grand Palace, Nagercoil	<b>19</b>	Hotel Krishna inn, Nagercoil
<b>20</b>	Hotel Annai Resort , Kanniyakumari	<b>20</b>	Hotel Bhuvana, Nagercoil

<b>21</b>	Hotel Star World, Kanniyakumari	<b>21</b>	Hotel Taj Home, Thuckalai
<b>22</b>	Hotel Tamilnadu (TTDC Ltd) Kanniyakumari	<b>22</b>	Lins Restarant
<b>23</b>	Hotel Shinghar International, Kanniyakumari	<b>23</b>	Hotel Umasankar, Thuckalay
<b>24</b>	Hotel Madhini Kanniyakumari	<b>24</b>	Hotel Nandhana, Kanniyakumari
<b>25</b>	Hotel Manickam Kanniyakumari	<b>25</b>	Hotel Taj Home, Thuckalay
<b>26</b>	Lekshmi Lodge, Kanniyakumari	<b>26</b>	Mano Restaurant
<b>27</b>	Hotel Sangam, Kanniyakumari	<b>27</b>	Hotel Gowari Sankar, Sungankadai
<b>28</b>	New Hotel Cape Residency, Kanniyakumari	<b>28</b>	Hotel Viswa, Kanniyakumari
<b>29</b>	Hotel Siva Residency, Kanniyakumari	<b>29</b>	New Ariya Bhavan Nagercoil
<b>30</b>	Hotel Dhuruva, Kanniyakumari		
<b>31</b>	Hotel Bharani Kanniyakumari		
<b>32</b>	Thiruveni Tourist Home Kanniyakumari		
<b>33</b>	Hotel Ramsath Nagercoil		
<b>34</b>	Hotel Sagar, Kanniyakumari		
<b>35</b>	Sree Meenakshi Bhavan, Nagercoil		
<b>36</b>	Hotel Parvathi international Nagercoil		
<b>37</b>	Hotel Krishna inn Nagercoil		
<b>38</b>	Hotel Niranj Nagercoil		

**44.3 LIST OF HOTELS AND RESTAURANTS (Contd..)**

<b>Sl.No</b>	<b>List of Hotels</b>	<b>List of Restaurants</b>	
<b>1</b>	<b>2</b>		<b>3</b>
<b>39</b>	Hotel Saranya Nagercoil		
<b>40</b>	Hotel Blue Residency, Nagercoil		
<b>41</b>	Azad Lodge Nagercoil		
<b>42</b>	S.M. Lodge Nagercoil		
<b>43</b>	Golden Lodge, Nagercoil		
<b>44</b>	Pioneer Kumaraswamy Lodge Nagercoil		
<b>45</b>	Kerala Guest House kanniyakumari		
<b>46</b>	Hotel Divines International Marthandam		
<b>47</b>	Hotel Lin Lodge, Marthandam		
<b>48</b>	Hotel Bhuvana, Nagercoil		
<b>49</b>	Hotel Singar, Nagercoil		
<b>50</b>	Palace Lodge, Thuckalai		
<b>51</b>	Hotel Sagana Castle Nagercoil		
<b>52</b>	Hotel Star, Marthandam		
<b>53</b>	Anand Lodge, Marthandam		
<b>54</b>	Hotel Ganga, Nagercoil		
<b>55</b>	Hotel Samuthra Kanniyakumari		
<b>56</b>	Hotel Sparsa International Kanniyakumari		
<b>57</b>	Hotel Melody Park Kanniyakumari		
<b>58</b>	Hotel Park, Colachel		

Source: Tourism Officer, Kanniyakumari

**44.4 LIST OF TRAVEL AGENTS****Year:2020-21**

<b>Sl.No</b>	<b>List of Travel Agents</b>
<b>1</b>	<b>2</b>
<b>1</b>	Assisi Travels, Nagercoil
<b>2</b>	Shyras Travels, Nagercoil
<b>3</b>	Niranyan Travels, Nagercoil
<b>4</b>	Anbukkarasi Travels, Nagercoil
<b>5</b>	Ayyappa Travels, Nagercoil
<b>6</b>	Majestic Travels, Nagercoil
<b>7</b>	Mangalam Travels, Nagercoil
<b>8</b>	Safeway Travels, Nagercoil
<b>9</b>	Krishna Travels, Nagercoil
<b>10</b>	Abirami Travels, Nagercoil
<b>11</b>	Atchaya Travels, Nagercoil
<b>12</b>	Chankya Travels, Nagercoil
<b>13</b>	S.R Travels, Nagercoil
<b>14</b>	V.K.S Travels, Thuckalay
<b>15</b>	Tiriveni Travels, Kanniyakumari
<b>16</b>	Mariya Travels,Kanniyakumari
<b>17</b>	Sun rise Travels,Kanniyakumari
<b>18</b>	Sri.Maruthi Tours& Travels,Kanniyakumari
<b>19</b>	Nataraj Tours& Travels,Kanniyakumari
<b>20</b>	Kanya Tours& Travels,Kanniyakumari
<b>21</b>	Sri.Balaji Travels,Kanniyakumari
<b>22</b>	Sastha Travels,Kanniyakumari
<b>23</b>	Janani Travels,Kanniyakumari
<b>24</b>	Hepsy Travels,Kanniyakumari
<b>25</b>	Nethaji Travels,Kanniyakumari
<b>26</b>	Kanya Travels, Kanniyakumari

Source: District Collectorate, Nagercoil.

**44.5 TRAIN AND AIR SERVICE TIMINGS****Year:2020-21****TOWARDS THIRUVANANTHAPURAM (INCLUDING FROM KANNIYAKUMARI)**

<b>Sl.No</b>	<b>Train Name (No)passing via Nagercoil Junction</b>	<b>Train No</b>	<b>Days</b>	<b>Stop Time (in minutes)</b>	<b>Arrives</b>	<b>Departs</b>
1	Ernad Exp.NCJ-MAQ	16606	Daily	-	-	02.00
2	Parasuram Exp. NCJ-MAQ	16650	Daily	-	-	04.05
3	Madurai-Punalur Pass.	16729	Daily	10	04.20	04.30
4	NCJ- TVC Pass	56310	Daily	-	-	06.30
5	NCJ-KCVL Pass	56318	Daily	-	-	07.55
6	CAPE-Mumbai CSMT Exp. (From Kanniyakumari)	16382	Daily	05	07.00	07.05
7	Ananthapuri Exp. MS - QLN	16723	Daily	10	09.20	09.30
8	CAPE- KSR Bengaluru Exp. (From Kanniyakumari)	16525	Daily	05	10.20	10.25
9	NCJ- Kottayam Pass	56304	Daily	-	-	12.15
10	Himasagar Exp. (From Kanniyakumari) CAPE-SVDK	16317	Friday	05	14.40	14.45
11	Gandhidham Exp. NCJ - GIMB	16336	Tuesday	-	-	14.45
12	Gurudev SF Exp NCJ- SHM	12659	Sunday	-	-	14.45
13	CAPE- Punalur Pass (From Kanniyakumari)	56716	Daily	05	14.45	14.50
14	CAPE- Kollam MEMU (From Kanniyakumari)	66305	Daily	05	16.40	16.45
15	NCJ- TVC Pass	56316	Daily	-	-	18.15
16	Guruvayur Exp. MS – GUV	16127	Daily	10	21.15	21.25
17	Dibrugrah Vivek Exp. (Kanniyakumari) CAPE-DBRG	15905	Thursday	05	17.45	17.50



**TOWARDS TIRUNELVELI (INCLUDING FROM KANNIYAKUMARI)**

Sl.No	Train Name (No)passing via Nagercoil Junction	Train No	Days	Stop Time (in minutes)	Arrives	Departs
1	Mumbai CSMT Exp. NCJ-CSMT	16352	Thursday,Sunday	-	-	06.00
2	Mumbai CSMT Exp. NCJ- CSMT	16340	Monday, Tuesday, Wednesday, Friday	-	-	06.00
3	Chennai Egmore Exp. GUV- MS	16128	Daily	10	06.35	06.45
4	NCJ – Coimbatore Pass.	16321	Daily	-	-	06.25
5	Kacheguda Exp. NCJ – KCG	16354	Tuesday	-	-	08.25
6	Howrah SF Exp. (Kanniyakumari) CAPE- HWH	12666	Saturday	05	05.55	06.00
7	CAPE- Puduchery Exp. (From Kanniyakumari)	16862	Monday	05	14.05	14.10
8	Tambaram Antyodaya Exp.	16192	Daily	-	-	15.45
9	Tambaram SF Exp.	22658	Tuesday, Wednesday,Thursday	-	-	16.15
10	Chennai Egmore Weekly SF Exp.	12668	Friday	-	-	16.15
11	Chennai Egmore SF Exp. (From Kanniyakumari)	12634	Daily	05	17.20	17.25
12	Ananthapuri Exp.	16724	Daily	10	17.45	17.55
13	CAPE-Tirunelveli Pass (From Kanniyakumari)	56717	Daily	05	18.30	18.35
14	KSR Bengaluru Seshadri Exp.	17236	Daily	-	-	19.10
15	Thirukural SF Exp. (From Kanniyakumari )	12641	Wednesday,Friday	05	19.20	19.25
16	MGR Chennai central SF Exp.	12690	Sunday	-	-	19.40
17	Coimbatore SF Exp	22667	Daily	-	-	21.45
18	Rameswaram SF Exp. (From kanniyakumari)	22622	Tuesday,Friday,Sunday	-	22.17	22.20
19	Punalur Madurai Pass	16730	Daily	05	22.50	22.55

**TOWARDS NAGERCOIL FROM THIRUVANANTHAPURAM  
(INCLUDING FROM KANNIYAKUMARI)**

Sl.No	Train Name (No)passing via Nagercoil Junction	Train No	Days	Stop Time (in minutes)	Arrives	Departs
1	Gnadhipuram Nagercoil Weekly Exp.	16335	Sunday	-	05.00	-
2	Chennai Egmore Exp.	16128	Daily	10	06.35	06.45
3	Nagercoil Pass	56311	-	-	08.50	-
4	Kanniyakumari Vivek Exp.	15906	Tuesday	05	21.00	21.05
5	Mumbai CST- Kanniyakumari Exp.	16381	Daily	05	10.50	11.00
6	Punalur- Kanniyakumari Pass	56715	Daily	02	11.38	11.40
7	KCVL-NCJ Pass	56317	Daily	-	13.55	-
8	Kollam- Kanniyakumari MEMU	66304	Daily	05	15.10	15.15
9	KSR Bengaluru- Kanniyakumari Exp.	16526	Daily	05	15.15	15.20
10	Ananthapuri Exp.	16724	Daily	10	17.45	17.55
11	TVC-NCJ Pass.	56315	Daily	-	19.15	-
12	TVC-NCJ Pass.	56313	Daily	-	19.55	-
13	Parasuram Exp.	16649	Daily	-	20.50	-
14	Himasagar Exp.	16318	Thursday	05	22.35	05
15	Gurudev exp.	12660	Friday	-	21.40	-
16	Punalur Madurai Pass	06730	Daily	05	22.50	05
17	Ernad Exp	16605	Daily	-	23.20	-

**TOWARDS NAGERCOIL FROM TIRUNELVELI  
(INCLUDING FROM KANNIYAKUMARI)**

Sl.No	Train Name (No)passing via Nagercoil Junction	Train No	Days	Stop Time (in minutes)	Arrives	Departs
1	<b>Kanniyakumari Exp.</b>	16861	Monday	-	01.40	01.45
2	<b>Mumbai CSMT- Exp.</b>	16351	Wednesday,Sunday	-	07.25	-
3	<b>Nagercoil Exp.</b>	16339	Monday,Thursday, Friday,Saturday	-	10.15	-
4	<b>Rameswaram- Kanniyakumari SF Exp.</b>	22621	Tuesday,Friday,Sunday	-	03.30	03.35
5	<b>Punalur Pass.</b>	16729	Daily	10	04.20	04.30
6	<b>Coimbatore Nagercoil Exp</b>	22668	Daily	-	05.05	-
7	<b>Kanniyakumari SF Exp.</b>	12633	Daily	05	05.15	05.20
8	<b>Thirukural Exp.</b>	12642	Monday,Wednesday	05	04.00	04.05
9	<b>Nagercoil SF Exp.</b>	22657	Monday,Tuesday, Thursday	-	07.25	-
10	<b>Nagercoil Weekly SF Exp</b>	12667	Friday	-	07.25	-
11	<b>KSR Bengaluru- Nagercoil Seshadri Exp.</b>	17235	Daily	-	08.20	-
12	<b>Tirunelveli Nagercoil Pass.</b>	56718	Daily	-	09.00	-
13	<b>Ananthapuri Exp.</b>	16723	Daily	10	09.20	09.30
14	<b>Kanniyakumari Exp</b>	12665	Wednesday	05	10.20	10.25
15	<b>Nagercoil SF Exp</b>	12689	Saturday	-	11.05	-
16	<b>Nagercoil Antyodaya Exp.</b>	16191	Daily	-	14.20	-
17	<b>Coimbatore- Nagercoil Pass</b>	16322	Daily	-	20.10	-
18	<b>Kacheguda- Nagercoil Weekly Exp</b>	16353	Thursday	-	21.00	-
19	<b>Guruvayur Exp</b>	16127	Daily	10	21.15	21.25

**45.1 BIRTH AND DEATHS REGISTERED**

Year:2020-21

Sl.No	Name of the Block/Municipality/ Corporation	Live Births Registered	Deaths Registered	Infant Death
1	2	3	4	5
1	Agasteeswaram Block	957	1369	3
2	Rajakkamangalam Block	813	1064	0
3	Thovalai Block	876	980	18
4	Kurunthancode Block	953	1837	0
5	Killiyoor Block	256	1231	1
6	Munchirai Block	757	1352	1
7	Melpuram Block	230	1417	0
8	Thiruvattar Block	1399	1475	1
9	Thuckalay Block	426	1319	2
10	Padmanabhapuram Municipality	1999	181	1
11	Nagercoil Corporation	10751	5005	72
12	Kuzlithurai Municipality	3718	328	1
13	Colachel Municipality	488	152	0
	<b>Total</b>	<b>23623</b>	<b>17710</b>	<b>100</b>

Source : Deputy Director of Health, Nagercoil

**45.2 BIRTH, DEATH AND INFANT MORTALITY RATES**

Year:2020-21

Sl.No	Birth Rate	Death Rate	Infant Mortality rate	Maternal mortality
1	2	3	4	5
1	11.1	4.3	5.102	49.2

Source : Deputy Director of Health, Nagercoil

**45.3 DEATH BY CAUSES****Year:2020-21**

<b>Sl.No</b>	<b>Name of the Causes for Death</b>	<b>No. of the Death</b>
1	Heart Disease and Heart Attack	4011
2	Others not elsewhere classified	5597
3	Diabetes Mellitus	2153
4	Myocardial Infraction	802
5	Other accidents not elsewhere	597
6	Pneumonia	474
7	Chronic Kidney Disease	452
8	Senility	450
9	Septicemia	420
10	Cancer	373
11	Cerebro Vascular Accident	331
12	Covid -19	316
13	Coronary Artery Disease	239
14	Sepsis	287
15	Chronic Liver Disease	220
16	Poisoning	123
17	Pulmonary Edema	106
18	Head Injury	80
19	Chronic Obstructive Pulmonary Disease	76
20	Asthma	64
21	Chronic Renal Failure	63
22	Paralysis	58
23	Encephalopathy	55
24	Tuberculosis	48
25	Low weight	41
26	Road Traffic Accident	35
27	Burns	32
28	Chronic Bronchitis	25
29	UGI Bleed	20
30	Suicide	18
31	Hypothyrodism	14
32	Multi Organ Failure	27
33	Brain Tumour	12
34	Seizure Disorder	12
35	Stroke	10
36	Hemiplegia	10
37	Jandice	7
38	Acute Pancreatitis	6
39	Polytrauma	6
40	Leukemia	6
41	Injury Spine/Spinal nerve	7
42	Pulmonary Haemorrhage	4
43	Rabies	3
44	Accidental Fall	3
45	Brain Injury	3
46	Lung Disease	14
	<b>TOTAL</b>	<b>17710</b>

Source : Deputy Director of Health Services, Nagercoil

**46.VOLUNTARY SERVICES**  
**46.1 LIST OF VOLUNTARY SERVICES AVAILABLE IN THE DISTRICT FOR**  
**THE DEVELOPEMENT OF RURAL AND URBAN POPULATION**

**Year:2020-21**

Sl. No	Name	Address	Phone No
1	Kalaimagal Education Trust	Azhaganvilai,Ganapathipuram& Post 629502	04653 252550 9487351633
2	Sree Ram Cancer Trust	Aananthan Nagar, Asaripallam, Kanniyakumari - 629201	8903535945
3	Social Welfare Association (SWAN)	No 1-14, Monday Market, Neyyoor& 629802,	04651 223209
4	Best Trust	No 137, Enayam, Kanniyakumari - 629193, EnayamPuthenthurai	04653 403164
5	Angel Human Welfare Educational and CharitableTrust	15-42.Kariyamangalathu VilaiMundavilaiVerkilambi P.O. 629166	04653 328361 9865950632
6	YMCA Moolachel	15-125-75/1, Y M C A Nagar, Neyyoor, 629802, MoolachalThuckalay,Kanniyakumari District	04651 250602
7	Aram Foundation	Aralvaimozhi, Nagercoil, 21/52b5 Main Road, Kanniyakumari - 629301	9597313252
8	Vizhuthugal Charitable Trust	Athur, Barathapalli Road, Kanniyakumari - 629177	9585664427
9	Pencil for Me	Edaicode, Iv58b, Cheruvallur, Kanniyakumari - 629152	9442607901
10	New Ilaingar MunnaniMantram	Kaliakkavilai, Kanniyakumari - 629701	8807787150
11	Seva Bharathi Tamilnadu	Sri Rama LakshmanArunachalamNilayam, Main Road, Neyyoor& 629802, Kanniyakumari District	04651 223822 9443239622
12	Centre for Action Development Research	Marthandam, Kanniyakumari - 629165, KurumathoorKuzhithurai	9442636211
13	Gilgal Mission India	Kollemcode, Kirathur 629160	04651 240458
14	Christ International School	Malamary, Kanniyakumari - 629152	04653 284289
15	Rural Education and Women Development Trust	Sivasupramoniapuram, James Town-Post, 629702	04653 267080 9894200856
16	Sinegam Petoor Illam	17H/03, Poonga East Street, Nesamony Nager, Bishop House Backside.	7947330997
17	Marthandam Integrated Development Society	EdaivilagamKazhuvanthittai, Kuzhithruai P.O 629163	04651 263390 9443580598
18	Brilliya Educational Charitable Trust	Pachathuvillai, Poovancode, Verkilambi Po, Verkilambi, Kanniyakumari - 629166	9487250551
19	YMCA	YMCA Building, Marthandam, Kanniyakumari - 629165, Near District Register Office and Vettumani Junction (Map)	04651 270260
20	Palmyrah Workers Development Society (PWDS)	Crystal Street, Marthandam, Kanniyakumari - 629165, Marthandam	04653 270241
21	Centre for Rural Employment and Education for Development Environment	Azhagiamandapam, Mulagumoodu Post, Kanniyakumari - 629167	-
22	Centre for Appropriate Technology Society	5, Chithambaranathan Street, New Colony, Ramavarmapuram, Nagercoil - 629001	04652-232927
23	Jothi Jeeva Poorna Trust,	Padanthalumoodu, 629264	-
24	Assisi farm and training centre	KothalamPallam, Palkulam Post, Kanniyakumari-629851,	-
25	Sree VeeraPadra Elingar Eyakkam (Nehru Yuvakendra)	5/52, Vallivaram, Thalakulam& Post - 629802	
26	Virutcham Green Foundation	29, Victoriya Press Road, Nagercoil - 1	
27	Makkal Chatta Eyakkam	10/48, Babuji Road, Manavalakurichi& Post, 629252	

28	Kanniyakumari District Agri Technical Melanmai Agency	1-B-14, KurujEnglev, Sarkunaveethi North, Nagercoil- 1	
29	Aloor Kulam Kudimaramattu and Pasana Paramarippu Sangam	2-3/14, PeriyaVeedu, Aloor Main Road-629801	
30	Kanniyakumari District Atheletic Association	5, Aarattu Road, Ozhukinasery, Nagercoil - 629001	
31	Oxygen Sports Club	8-28, Kariyavilai, Mandaikadu - 629252	
32	Sports Karate Association of Kanniyakumari District	3/11, Azhuchattupattu, Kovalam - 629702	
33	Law Young Men Christian Association, Mekkamandapam	2/142, EBEN, Kadamalaikundu - 629166	
34	St. Antony Sports Club	101B, Fathima Road, Azhagappapuram& Post - 629401	
35	Youngmen Christian Association, Paruthivilai, Mondaikadu	1-1199 Paruthivilai, Mandaikadu&Post - 629252	
36	Kumari Common Service Centre Village Level Entrepreneur Welfare Society	3- Municipal Complex, Ganesapuram Junction, Nagercoil - 1	
37	Pattarai Coconut Urpattiyalar Sangam	12-83C, Pattarai, Reethapuram& Post - 629159	
38	Thennaga Makkal Eyakkam	2A, Chozharajakovil Street, Ozhukinasery, Nagercoil - 1	
39	Kanniyakumari District Kho Kho Assocaiaion	7-88B3, VadakanPagam, Manavalakurichi	
40	God's Gift Pigeon Fliers Association	556E1, M.S. Road, Veturnimadam, Nagercoil - 3	
41	Consortium For Advancement Upliftment and Social Emancipation	1248 K.P. Road, Nagercoil	
42	Kallukatti Coconut Urpathiyalar Sangam	7-3, Kallukatt, Ganapathypuram& Post 629502	
43	Metro Sports and Social Club	2/19, PandaraVilai, Colachel - 629251	
44	Indian Nadasari Chilambam Association	23, MuththamilTheru, P.W.D. Office Near, Nagercoil - 629001	
45	Anbunage rVeeramamunivar Elingar Narpanimantam	10-64/1, Near Amala Convent, Anbu Nager, Thuckalay - 629175	
46	Kanniyakumari District Vellyball Association	5/24, New Street, North Soorangudy Post - 629501	
47	Diamond Club	1117, Nesavalar Colony, Vettornimadam, Nagercoil 629003	
48	Annai Indragandi Consumer and Right to Information Act Production Eyakkam	8/35A, ChittanKudieruppu, Thenthamaraikulam - 629701	
49	Makkal Neethi Pathukappu Sangam	86 Karmal Mound Road, Ponnappanadar Colony, Nagercoil - 4	
50	Kumariyin Karangal Social & Welfare Association	8/89B/1-Bethel Nager, Kulathuvilai, Thengamputhoor, Agastheeswaram - 629602	
51	Nanjil Narpani Manttam	11A, ChozharajaKovil Street, Ozhukinasery, Nagercoil - 629001	

Source : District Registration Office, Nagercoil

**47. WATER WORK AND SUPPLY**  
**47.1 NO. OF SCHEMES OPERATED IN THE DISTRICT**

**Year: 2020-21**

Sl.No	Name of the Scheme	No. of Programme in the Schemes	No. of Habititations to be benefited
1	Providing CWSS to Azhagiyapandipuram and 8 other Town Panchayats and 246 habitations in 3 unions in Kanniyakumari District.	1 No under Trial Run	Town Panchayats 9nos and 246 rural habitations
2	TWAD Board Providing Water Supply Improvement Scheme to Nagercoil Municipality in Kanniyakumari District (AMRUT)	1 No under execution target date 02/2022	Corporation 1 No
3	Providing CWSS to Eraniel Town Panchayats and 319 Rural habitations and improvements to Padmanabhapuram CWSS and Kattathurai CWSS covering Padmanabhapuram Municipality, 3 Town Panchayats and 55 Rural habitations in Kanniyakumari District.	1 No under execution target date 12/2021	Town Panchayat 8 Nos and 376 rural habitations
4	Providing water supply improvement scheme to Kuzhithurai municipality in Kanniyakumari	1 No under execution target date 11/2021	Municipality-1No

Source : TWAD Board, Project Division, Nagercoil



**47.2 NO.OF WORKERS ENGAGED IN THE WATER WORKS AND SUPPLY****Year: 2020-21**

<b>Sl.No</b>	<b>Name of the Schemes</b>	<b>No of Workers engaged in works and supply</b>
<b>1</b>	Providing CWSS to Azhagiyapandipuram and 8 other Town Panchayats and 246 habitations in 3 unions in Kanniyakumari District.	Scheme Completed
<b>2</b>	Providing Water Supply Improvement Scheme to Nagercoil Corporation in Kanniyakumari District (AMRUT)	201 Nos
<b>3</b>	Providing CWSS to Eraniel Town Panchayats and 319 Rural habitations and improvements to Padmanabhapuram CWSS and Kattathurai CWSS covering Padmanabhapuram Municipality, 3 Town Panchayats and 55 Rural habitations in Kanniyakumari District.	176 Nos
<b>4</b>	Providing water supply improvement scheme to Kuzhithurai municipality in Kanniyakumari	38 Nos

Source: Executive Engineer, TWARD

**47.3 NO. OF HOUSE CONNECTIONS, FOUNTAINS****Year: 2020-21**

Sl.No	Name of the District	No. of House water connections	Discharge of water/ per person/per day
1	Kanyakumari	224674	90 Litre per day

Source: All Panchayat Union, Municipality, Corporation

Sl.No	Name of the Blocks/Municipalities/Corporation	No. of House water connections
1	2	3
1	Agasteeswaram Block	8860
2	Rajakkamangalam Block	19555
3	Thovalai Block	7849
4	Kurunthancode Block	8629
5	Killiyoor Block	4560
6	Munchirai Block	13362
7	Melpuram Block	4770
8	Thiruvattar Block	5024
9	Thuckalay Block	5883
10	Nagercoil Corporation	41243
11	Padmanabhapuram Municipality	3628
12	Kuzhithurai Municipality	4939
13	Colachel Municipality	4771
14	All Town Panchyats	91601
Total		224674

Source: All Panchayat, Unions, Municipalities, Corporation  
Assistant Director Town Panchayat/ Panchayat, Nagercoil.

**48.1 FIRE AND RESCUE SERVICE****Year: 2020-21**

Sl.No	Name of the Place	No.of Fire Stations	No.of Vehicles	No.of Staff working	No.of calls Attended	
					Fire Call	Rescue Call
1	Nagercoil	1	6	49	133	478
2	Kuzhithurai	1	1	17	44	241
3	Kanniyakumari	1	1	17	41	179
4	Kulasekaram	1	1	17	18	65
5	Colachel	1	1	17	35	221
6	Thuckalay	1	1	17	22	219
7	Kollencode	1	1	17	11	122
<b>Total</b>		<b>7</b>	<b>12</b>	<b>151</b>	<b>304</b>	<b>1525</b>

Source : District Officer, Fire and Rescue Service, Kanniyakumari.